


2004 Results

GAME 1

SOUTH CAROLINA AT VANDERBILT

SEPTEMBER 4, VANDERBILT STADIUM



SOUTH CAROLINA 31 VANDERBILT 6

South Carolina scored on its opening two possessions en route to a convincing 31-6 road victory over Vanderbilt in the season opener for both squads.

While quarterback Dontriel Pinkins directed an efficient Gamecock offense, the South Carolina defense controlled Vanderbilt's offense, forcing four turnovers and limiting the Commodores to just 36 net rushing yards.

Down 17-0 late in the second quarter, Jay Cutler guided the Commodores to their lone scoring drive, a six-play, 80-yard drive that featured three Cutler completions and the rushing of tailback Kwane Doster. South Carolina quickly regained control, adding a touchdown drive on its first drive of the second half.

Cutler topped the Commodore offensive attack by completing 24 of 38 attempts for 270 yards. Brandon Smith had seven receptions for 88 yards. On defense, safety Kelechi Ohanaja established a career-high with 18 tackles while Andrew Pace and Moses Osemwegie each contributed 11 tackles.


SCORING SUMMARY

| TEAM | 1 | 2 | 3 | 4 | FINAL | RECORD |
|----------------|----|---|---|---|-------|------------|
| SOUTH CAROLINA | 14 | 3 | 7 | 7 | 31 | (1-0, 1-0) |
| VANDERBILT | 0 | 6 | 0 | 0 | 6 | (0-1, 0-1) |

First Quarter: SC - Brownlee 1-yd pass from Pinkins (Brown kick) 4:30. Second Quarter: SC - Brown 35-yd field goal 14:56. VU - Doster 4-yd. rush (Team rush failed) 6:44. Third Quarter: SC - Boyd 7-yd. rush (Brown kick) 7:55. Fourth Quarter: SC - Jackson 98-yd. INT return (Brown Kick) 9:15.

GAME STATISTICS

| | SC | VU |
|-------------------------|---------|---------|
| FIRST DOWNS | 26 | 18 |
| RUSHING | 57-269 | 22-36 |
| PASSING | 184 | 270 |
| ATT-COMP-INT | 20-13-0 | 38-24-2 |
| TOTAL OFF. (PLAYS/YDS.) | 77-453 | 60-306 |
| FUMBLE RET.-YARDS | 0-0 | 0-0 |
| PUNT RET.-YARDS | 4-63 | 0-0 |
| KICKOFF RET.-YARDS | 1-25 | 4-73 |
| INT RET.-YARDS | 2-98 | 0-0 |
| PUNTS (NUMBER-AVG) | 2-37.5 | 5-41.6 |
| FUMBLES-LOST | 1-1 | 4-2 |
| PENALTIES-YARDS | 10-80 | 4-40 |
| POSSESSION TIME | 37:54 | 22:06 |




INDIVIDUAL STATISTICS

RUSHING: SC - Summers 11-87; Pinkins 17-77; Gray 5-26; Gause 6-25; Turman 6-21; Boyd 4-16; Thomas 1-16; Rathe 1-6; Newton 6-(-15).
VU - Doster 5-24; Cutler 8-22; Young 1-8; McKenzie 7-(-4); Team 1-(-14).
PASSING: SC - Pinkins 11-18-0-168; Newton 2-2-0-16. VU - Cutler 24-38-2-270.
RECEIVING: SC - Williamson 5-99; Boyd 4-59; Summers 1-12; Gray 1-9; Clark 1-4; Brownlee 1-1. VU - Smith 7-88; Davis 5-71; White 4-53; Young 4-44; McKenzie 3-8; Doster 1-6.

GAME 2

VANDERBILT AT OLE MISS

SEPTEMBER 18, VAUGHT-HEMINGWAY STADIUM, OXFORD, MISS.



VANDERBILT 23 OLE MISS 26 (OT)

For the fourth consecutive year, Ole Miss administered a heartbreaking loss to the Commodores, winning 26-23 in overtime after scoring 14 fourth-quarter points to get the extra period.

Vanderbilt, playing well in its first road game of the season, looked comfortably ahead, leading 23-10 in the third quarter. Momentum in the game seemed to go against the Commodores when an apparent 66-yard touchdown run by Matthew Tant was

called back with Vanderbilt leading 23-13.

Jay Cutler directed an effective Commodore offense, throwing for 131 yards and rushing for 60 yards. Norval McKenzie added 99 rushing yards while Erik Davis contributed 66 receiving yards. Moses Osemwegie was the Commodores' top defender, finishing with 11 tackles and a sack. Kelechi Ohanaja added seven tackles while Kevin Joyce contributed six tackles and a forced fumble.


SCORING SUMMARY

| TEAM | 1 | 2 | 3 | 4 | OT | FINAL | RECORD |
|------------|----|---|---|----|----|-------|------------|
| VANDERBILT | 10 | 6 | 7 | 0 | 0 | 23 | (0-2, 0-2) |
| OLE MISS | 10 | 0 | 3 | 10 | 3 | 26 | (1-2, 1-1) |

FIRST QUARTER: VU - Johnson 37-yd field goal 11:58. OM - Nichols 40-yd field goal 7:26. OM - Pearson 54-yd run (Nichols kick) 5:32. VU - Cutler 6-yd run (Johnson kick) 0:00. SECOND QUARTER: VU - Davis 15 yd pass from Cutler (rush failed) 9:26. THIRD QUARTER: VU - Tant 3-yd run (Johnson kick) 7:20. OM - Nichols 26-yd field goal 3:31. FOURTH QUARTER: OM - Townsend 3-yd run (Nichols kick) 8:44. OM - Nichols 34-yd field goal 2:23. FIRST OVERTIME: OM - Nichols 35-yd field goal.

GAME STATISTICS

| | VU | OM |
|-------------------------|---------|---------|
| FIRST DOWNS | 18 | 21 |
| RUSHING | 47-183 | 39-170 |
| PASSING | 131 | 195 |
| ATT-COMP-INT | 17-9-1 | 36-23-0 |
| TOTAL OFF. (#-YARDS) | 64-314 | 75-365 |
| PUNT RET.-YARDS | 2-11 | 2-0 |
| KICKOFF RET.-YARDS | 3-51 | 3-89 |
| INT. RET.-YARDS | 0-0 | 1-23 |
| PUNTS (#-AVG) | 4-44.5 | 5-39.6 |
| FUMBLES-LOST | 2-1 | 1-1 |
| PENALTIES-YARDS | 7-65 | 5-50 |
| POSSESSION TIME | 28:12 | 31:48 |
| THIRD-DOWN CONVERSIONS | 5 OF 13 | 6 OF 17 |
| FOURTH-DOWN CONVERSIONS | 0 OF 2 | 0 OF 0 |




RUSHING: VU - McKenzie 15-99; Cutler 22-60; Doster 5-21; Tant 2-3; Bright 1-1; Jennings 1-0; Team 1-(-1). OM - Pearson 17-111; Razzano 8-28; Abrams 2-19; Townsend 4-17; Flatt 4-9; Spurlock 1-4; Jacobs 2-1; Team 1-(-19).
PASSING: VU - Cutler 9-17-1-131. OM - Flatt 21-32-0-187; Spurlock 2-3-0-8; Team 0-1-0-0.
RECEIVING: VU - Davis 3-66; Smith 3-36; Young 1-15; Dunning 1-9; White 1-5. OM-Flowers 10-75; Hill 6-75; Espy 4-28; Lilly 1-14; Townsend 1-7.

2004 Results

GAME 3

VANDERBILT AT NAVY

SEPTEMBER 25, MEMORIAL STADIUM, ANNAPOLIS, MD.



VANDERBILT 26 NAVY 29

For the second consecutive game, Vanderbilt was unable to maintain a second half lead on the road, as the Naval Academy remained undefeated with an exciting 29-26 victory over the Commodores in Annapolis.

The Commodores scored 12 consecutive points on a touchdown, safety and field goal to take a 19-14 lead midway through the third quarter only to watch the Midshipmen score 15 unanswered points to hold a 29-19 margin early in the fourth quarter. Vanderbilt

narrowed the lead to three on a Jay Cutler touchdown pass to Marlon White.

Cutler again led the Commodores, completing 15 of 20 passes for 176 yards and two touchdowns. Norval McKenzie had 54 rushing yards and a blocked punt that resulted in a safety. Linebacker Otis Washington and end Jovan Haye had 11 and nine tackles, respectively.

SCORING SUMMARY

| TEAM | 1 | 2 | 3 | 4 | FINAL | RECORD |
|------------|---|----|---|---|-------|------------|
| VANDERBILT | 0 | 14 | 5 | 7 | 26 | (0-3, 0-2) |
| NAVY | 0 | 14 | 8 | 7 | 29 | (4-0) |

SECOND QUARTER: VU - Smith 8-yd pass from Cutler (Johnson kick) 14:19.


NAVY - Nelson 45-yd pass from Polanco (Blumenfeld kick) 12:00.

NAVY - Hines 2-yd run (Blumenfeld kick) 5:28. VU - Cutler 1-yd run (Johnson kick) 00:19. THIRD QUARTER: VU - Team safety 13:26. VU - Johnson 44-yd field goal 10:52. NAVY - Divis 5 yd run (Eckel rush) 6:28. FOURTH QUARTER:

NAVY - Polanco 22-yd run (Blumenfeld kick) 12:27. VU - White 21-yd pass from Cutler (Johnson kick) 2:30.

GAME STATISTICS

| | VU | NAVY |
|-------------------------|---------|---------|
| FIRST DOWNS | 19 | 17 |
| RUSHING | 46-153 | 52-190 |
| PASSING | 176 | 176 |
| ATT-COMP-INT | 23-15-0 | 14-9-0 |
| TOTAL OFF. (#-YARDS) | 69-329 | 66-366 |
| PUNT RET.-YARDS | 2-28 | 2-18 |
| KICKOFF RET.-YARDS | 5-88 | 3-70 |
| INT. RET.-YARDS | 0-0 | 0-0 |
| PUNTS (#-AVG) | 4-36.8 | 3-22.0 |
| FUMBLES-LOST | 4-2 | 1-0 |
| PENALTIES-YARDS | 3-30 | 5-45 |
| POSSESSION TIME | 30:00 | 29:03 |
| THIRD-DOWN CONVERSIONS | 9 OF 17 | 6 OF 15 |
| FOURTH-DOWN CONVERSIONS | 3 OF 3 | 4 OF 4 |
| SACKS BY: (#-YARDS) | 2-13 | 2-11 |



RUSHING: VU - McKenzie 15-54; Doster 9-39; Jennings 7-27; Cutler 12-17;

Bright 2-11; Young 1-5. NAVY - Polanco 25-84; Divis 5-48; Eckel, Kyle 14-37;

Shuey 1-7; Nelson 1-7; Roberts 4-7; Hines 1-2; TEAM 1-(-2).

PASSING: VU - Cutler 15-20-0-176; Bright 0-3-0-0. NAVY - Polanco 9-14-0-176.

RECEIVING: VU - White 3-68; Tant 3-35; Smith 3-24; Dunning 2-21; Young 2-19;


McKenzie 1-5; Burns 1-4. NAVY - Roberts 3-58; Tomlinson 3-57; Nelson 1-45;

Dryden 1-9; Eckel 1-7.

GAME 4

MISSISSIPPI STATE AT VANDERBILT

OCTOBER 2, VANDERBILT STADIUM



MISSISSIPPI STATE 13 VANDERBILT 31

Vanderbilt earned its first victory of the year in convincing fashion, defeating Mississippi State 31-13 in front of a home crowd in Vanderbilt Stadium.

The Commodores scored 21 unanswered points in the second quarter, jumping out to a 24-7 halftime margin, then added a touchdown run by Matthew Tant late in the third quarter to push the margin to 31-7.

The Vanderbilt defense played its best game of the year, forcing five turnovers,

including four interceptions. Bill Alford had a pair of interceptions, with Andrew Pace and Lorenzo Parker getting the other aerial turnovers. Moses Osemwegie also played extremely well, contributing a game-high 11 tackles.

The Vanderbilt offense was efficiently directed by Jay Cutler, who completed 10 of 17 passes and guided a rushing attack to 245 yards.

SCORING SUMMARY

| TEAM | 1 | 2 | 3 | 4 | FINAL | RECORD |
|-------------------|---|----|---|---|-------|------------|
| MISSISSIPPI STATE | 7 | 0 | 0 | 6 | 13 | (1-4, 0-3) |
| VANDERBILT | 3 | 21 | 7 | 0 | 31 | (1-3, 1-2) |

FIRST QUARTER: VU - Johnson 34 yd-field goal 8:56. MS - Norwood 10-yd run

(Andrews kick) :56. SECOND QUARTER: VU - Cutler 26-yd run (Johnson kick) 12:45.


VU - Bright 1-yd run (Johnson kick) 8:37. VU - Davis 13-yd pass from Cutler

(Johnson kick) :13. THIRD QUARTER: VU - Tant 8-yd run (Johnson kick) 3:48.

FOURTH QUARTER: MS - Norwood 5-yd run (York pass failed) 2:28.

GAME STATISTICS

| | MSU | VU |
|-------------------------|---------|---------|
| FIRST DOWNS | 16 | 20 |
| RUSHING | 29-138 | 49-228 |
| PASSING | 136 | 102 |
| ATT-COMP-INT | 36-17-4 | 22-12-0 |
| TOTAL OFF. (#-YARDS) | 65-274 | 71-330 |
| PUNT RET.-YARDS | 2-8 | 3-33 |
| KICKOFF RET.-YARDS | 3-33 | 1-25 |
| INT. RET.-YARDS | 0-0 | 4-4 |
| PUNTS (NUMBER-AVG) | 5-37.6 | 7-40.0 |
| FUMBLES-LOST | 4-1 | 2-1 |
| PENALTIES-YARDS | 9-52 | 7-72 |
| POSSESSION TIME | 24:07 | 35:53 |
| THIRD-DOWN CONVERSIONS | 7 OF 13 | 5 OF 14 |
| FOURTH-DOWN CONVERSIONS | 0 OF 1 | 0 OF 0 |
| SACKS BY: (#-YARDS) | 1-12 | 3-14 |



RUSHING: MSU - Norwood 12-67; Jude 3-33; York 6-30; Jones 1-5; Reid 4-4;

Davis 1-4; Henig 2-(-5). VU - McKenzie 10-49; Cutler 10-49; Tant 5-37; Jennings

9-33; Doster 8-29; Jackson-Garrison 3-22; Bright 2-9; Lea 1-1; Team 1-(-1).

PASSING: MSU - York 16-32-3-127; Henig 1-4-1-9. VU - Cutler 10-17-0-91; Bright

2-4-0-11; Team 0-1-0-0.

RECEIVING: MSU - Reid 3-32; Prosser 3-16; Sanders 2-21; Milons 2-15; Jones 1-

16; Davis 1-11; Norwood 1-7; Freeman 1-6; Pettit 1-6; Jude 1-3; Sherrod 1-3.


VU - Davis 5-36; Doster 2-30; Dunning 2-15; Smith 2-12; White 1-9.

2004 Results

GAME 5

RUTGERS AT VANDERBILT

OCTOBER 9, VANDERBILT STADIUM



RUTGERS 37 VANDERBILT 34

The outcome was one of the most bitter in recent Vanderbilt history as the Commodores allowed 21 fourth-quarter points in a 37-34 loss to the Scarlet Knights.

Vanderbilt used Rutgers' turnovers and an explosive offense to build a 27-3 lead early in the third quarter before Rutgers started its remarkable comeback led by quarterback Ryan Hart and fullback Brian Leonard, who scored four second-half touchdowns.

Cutler provided the offensive spark, passing for 260 yards. Brandon Smith had 130 receiving yards. Moses Osemwegie and Bill Alford each had 10 tackles while Dominique Morris returned an interception 29 yards for a touchdown.


SCORING SUMMARY

| TEAM | 1 | 2 | 3 | 4 | FINAL | RECORD |
|------------|----|----|----|----|-------|------------|
| RUTGERS | 3 | 0 | 13 | 21 | 37 | (3-2, 0-1) |
| VANDERBILT | 10 | 10 | 14 | 0 | 34 | (1-4, 1-2) |

FIRST QUARTER: VU - Johnson 33-yd field goal 8:14. VU - Morris 29-yd int return (Johnson kick) 6:33. RU - Ito 35-yd field goal 1:32. SECOND QUARTER: VU - Jennings 9-yd run (Johnson kick) 8:27. VU - Johnson 44-yd field goal :02. THIRD QUARTER: VU - Davis 27-yd pass from Cutler (Johnson kick) 11:16. RU - Leonard 2-yd run (Ito kick) 8:20. RU - Leonard 3-yd run (Ito kick failed) 5:50. VU - Cutler 2-yd run (Johnson kick) 3:48. FOURTH QUARTER: RU - Baker 19-yd pass from Hart (Ito kick) 11:17. RU - Leonard 9-yd pass from Hart (Hart pass failed) 9:30. RU - Leonard 1-yd run (Moses pass from Hart) 1:11.

GAME STATISTICS

| | RU | VU |
|-------------------------|---------|---------|
| FIRST DOWNS | 24 | 19 |
| RUSHING | 27-49 | 40-136 |
| PASSING | 344 | 260 |
| ATT-COMP-INT | 40-31-1 | 21-14-0 |
| TOTAL OFF. (#-YARDS) | 67-393 | 61-396 |
| FUMBLE RET.-YARDS | 1-27 | 1-2 |
| PUNT RET.-YARDS | 1-36 | 1-7 |
| KICKOFF RET.-YARDS | 5-100 | 4-81 |
| INT. RET.-YARDS | 0-0 | 1-29 |
| PUNTS (#-Avg) | 3-45.3 | 5-32.0 |
| FUMBLES-LOST | 4-2 | 3-1 |
| PENALTIES-YARDS | 3-20 | 6-49 |
| POSSESSION TIME | 30:00 | 30:00 |
| THIRD-DOWN CONVERSIONS | 5 OF 10 | 4 OF 12 |
| FOURTH-DOWN CONVERSIONS | 0 OF 0 | 0 OF 1 |
| SACKS BY: (#-YARDS) | 4-29 | 2-21 |




RUSHING: RU - Leonard 15-50; Pittman 7-31; Team 1-(-1); Facyson 1-(-4); Hart 3-(-27). VU - Cutler 13-56; Doster 7-27; McKenzie 6-19; Bright 4-17; Jennings 3-14; Tant 6-9; Smith 1-(-6).
PASSING: RU - Hart 31-40-1-344. VU - Cutler 14-18-0-260; Bright 0-3-0-0.
RECEIVING: RU - Moses 11-147; Leonard 9-64; Baker 6-90; Harris 3-35; Facyson 2-8. VU - Smith 5-130; Dunning 3-43; Davis 2-42; Tant 2-26; McKenzie 1-18; Doster 1-1.

GAME 6

VANDERBILT AT GEORGIA

OCTOBER 16, SANFORD STADIUM, ATHENS, GA.



VANDERBILT 3 GEORGIA 33

Playing before 90,000 Georgia fans, Vanderbilt fell behind the Bulldogs early and never recovered, losing 33-3 in Athens.

The Commodores were unable to deal with the three-pronged Bulldog attack of quarterback David Greene, tailback Danny Ware and tailback Thomas Brown. Both backs rushed for more than 100 yards, while Greene threw for two touchdowns.

Georgia scored on its first two possessions, then added a safety before halftime

and two touchdown drives in the third quarter to take control.

Cassen Jackson-Garrison had 37 rushing yards for the Commodores while Cutler threw for 133 yards on 12 completions. Three Commodore defenders - Kelechi Ohanaja, Moses Osemwegie and Kevin Joyce - each contributed at least 10 tackles.


SCORING SUMMARY

| TEAM | 1 | 2 | 3 | 4 | FINAL | RECORD |
|------------|----|---|----|---|-------|------------|
| VANDERBILT | 0 | 3 | 0 | 0 | 3 | (1-5, 1-3) |
| GEORGIA | 14 | 2 | 14 | 3 | 33 | (5-1, 3-1) |

FIRST QUARTER: UGA - Brown 12-yd run (Bailey kick) 10:56. UGA - Greene 2-yd run (Bailey kick) 5:16. SECOND QUARTER: UGA - Wheeler safety 14:09. VU - Johnson 42-yd field goal 4:12. THIRD QUARTER: UGA - Pope 22-yd pass from Greene (Bailey kick) 11:11. UGA - Brown 38-yd pass from Greene (Bailey kick) 5:11. FOURTH QUARTER: UGA - Bailey 40-yd field goal 2:07.

GAME STATISTICS

| | VU | UGA |
|-------------------------|---------|---------|
| FIRST DOWNS | 13 | 26 |
| RUSHING | 30-53 | 47-273 |
| PASSING | 134 | 254 |
| ATT-COMP-INT | 23-13-0 | 26-18-1 |
| TOTAL OFF. (#-YARDS) | 53-187 | 73-527 |
| PUNT RET.-YARDS | 0-0 | 1-18 |
| KICKOFF RET.-YARDS | 3-61 | 2-32 |
| INT. RET.-YARDS | 1-0 | 0-0 |
| PUNTS (#-Avg) | 5-34.6 | 2-34.0 |
| FUMBLES-LOST | 1-0 | 4-1 |
| PENALTIES-YARDS | 4-13 | 13-120 |
| POSSESSION TIME | 26:00 | 34:00 |
| THIRD-DOWN CONVERSIONS | 3 OF 13 | 8 OF 12 |
| FOURTH-DOWN CONVERSIONS | 0 OF 0 | 1 OF 1 |
| SACKS BY: (#-YARDS) | 0-0 | 4-41 |




RUSHING: VU - Jackson-Garrison 5-37; Doster 4-8; McKenzie 2-6; Tant 1-2; Jennings 6-1; Bright 2-0; Cutler 10-minus 1. UGA - Ware 24-127; Brown 17-122; Williams 2-12; Greene 2-8; Thomas 1-2; Shockley 1-2.
PASSING: VU - Cutler 12-22-0-133; Bright 1-1-0-1. UGA - Greene 14-21-0-191; Shockley 4-5-1-63.
RECEIVING: VU - Smith 4-26; Davis 3-45; Tant 2-30; White 1-28; McKenzie 1-3; Doster 1-1; Bright 1-1. UGA - Brown 4-86; Pope 3-48; Bailey 2-26; Ware 2-21; Gibson 2-19; Brown 2-17; Bryant 1-18; McClendon 1-11; Thomas 1-8.

2004 Review

GAME 7

EASTERN KENTUCKY AT VANDERBILT

OCTOBER 23, VANDERBILT STADIUM



EAST. KENTUCKY 7 VANDERBILT 19

Vanderbilt used the passing of Jay Cutler, rushing of Kwane Doster and a solid defensive effort to topple Eastern Kentucky 19-7 at the Nashville campus.

Cutler completed 15 of 21 passes for 156 yards and a touchdown, while Doster rushed for 117 yards. Cutler also contributed 73 rushing yards, including a 55-yard touchdown carry.

After Eastern Kentucky took a 7-6 lead early in the second quarter, Vanderbilt answered with 12 straight points. Despite the win, Vanderbilt's special teams struggled with a blocked punt and two missed extra points.

The Commodore defensive effort was led by Moses Osemwegie's 11 tackles and two defended passes. Senior Robert Dinwiddie had three tackles for loss while cornerback Sean Dixon added seven tackles in his first collegiate start.

SCORING SUMMARY

| TEAM | 1 | 2 | 3 | 4 | FINAL | RECORD |
|------------------|---|---|---|---|-------|------------|
| EASTERN KENTUCKY | 0 | 7 | 0 | 0 | 7 | (3-4) |
| VANDERBILT | 6 | 7 | 6 | 0 | 19 | (2-5, 1-3) |


FIRST QUARTER: VU - Smith 4-yd pass from Cutler (Johnson kick failed) 8:56.

SECOND QUARTER: EKV - Hudson 45-yd pass from Greco (Kuhl kick) 13:51.

VU - Cutler 55-yd run (Johnson kick) 10:44. THIRD QUARTER: VU - Jennings 1-yd run (Johnson kick failed) 9:56.

GAME STATISTICS

| | EKU | VU |
|-------------------------|---------|---------|
| FIRST DOWN | 19 | 19 |
| RUSHING | 40-184 | 38-210 |
| PASSING | 276 | 156 |
| ATT-COMP-INT | 32-22-0 | 21-15-0 |
| TOTAL OFF. (#-YARDS) | 72-460 | 59-366 |
| PUNT RET.-YARDS | 3-8 | 0-0 |
| KO RET.-YARDS | 1-15 | 1-18 |
| INT. RET.-YARDS | 0-0 | 0-0 |
| PUNTS (#-AVG) | 3-36.7 | 5-34.0 |
| FUMBLES-LOST | 1-1 | 1-0 |
| PENALTIES-YARDS | 8-55 | 0-0 |
| POSSESSION TIME | 31:41 | 28:19 |
| THIRD-DOWN CONVERSIONS | 8 OF 16 | 7 OF 13 |
| FOURTH-DOWN CONVERSIONS | 0 OF 3 | 0 OF 1 |
| SACKS BY: (#-YARDS) | 1-10 | 0-0 |



RUSHING: EKV - Hudson 22-107; Dunn 6-33; Greco 8-26; Barber 1-10; Bugg 1-6; Ellis 2-2. VU - Doster 15-117; Cutler 7-73; Tant 4-24; Jennings 4-3; Team 1-(-1); McKenzie 6-(-3); Smith 1-(-3).


PASSING: EKV - Greco 20-29-0-262; Ellis 2-3-0-14. VU - Cutler 15-21-0-156.

RECEIVING: EKV-Ralston 7-64; Hudson 4-63; Bugg 4-33; Evans 3-74; Lurry 2-28; Green 2-14. VU - White 5-71; Davis 5-67; Smith 3-6; Tant 1-7; Jackson-Garrison 1-5.

GAME 8

VANDERBILT AT LSU

OCTOBER 30, TIGER STADIUM, BATON ROUGE, LA.



VANDERBILT 7 LSU 24

Playing in Baton Rouge for the first time in six years, Vanderbilt stayed with the defending national champions though the first half only to see its chances drop when Jay Cutler exited early in the third quarter with an injury. Missing an effective offense in the second half, the Commodores lost 24-7 to LSU.

Just before halftime, Cutler directed the Commodores on a 13-play, 83-yard touchdown drive to bring Vanderbilt within three, 10-7, at the break. With Vanderbilt's offense

lacking Cutler's production, the Commodores were held scoreless in the second half.

Marlon White's 72 receiving yards and 56 rushing yards by Norval McKenzie paced the Commodore offensive attack. Moses Osemwegie was Vanderbilt's top defender with 12 tackles and a forced fumble. Jonathan Goff had five tackles and a forced fumble in his first collegiate start at linebacker.

SCORING SUMMARY

| TEAM | 1 | 2 | 3 | 4 | FINAL | RECORD |
|------------|---|---|----|---|-------|------------|
| VANDERBILT | 0 | 7 | 0 | 0 | 7 | (2-6, 1-4) |
| LSU | 3 | 7 | 14 | 0 | 24 | (6-2, 3-2) |


FIRST QUARTER: LSU - Gaudet 26-yd. FG 8:16. SECOND QUARTER: LSU - Broussard 7-yd run (Gaudet kick) 6:12. VU - Cutler 1-yd run (Johnson kick) 1:03.

THIRD QUARTER: LSU - Davis 34-yd pass from Randall (Gaudet kick) 11:35.

LSU - Green 65-yd punt return (Gaudet kick) 6:51.

GAME STATISTICS

| | VU | LSU |
|-------------------------|---------|--------|
| FIRST DOWNS | 15 | 17 |
| RUSHING | 39-103 | 44-273 |
| PASSING | 186 | 102 |
| ATT-COMP-INT | 29-17-0 | 11-6-0 |
| TOTAL OFF. (#-YARDS) | 68-289 | 55-375 |
| FUMBLE RET.-YARDS | 0-0 | 1-10 |
| PUNT RET.-YARDS | 1-7 | 4-90 |
| KICKOFF RET.-YARDS | 4-52 | 2-37 |
| INT. RET.-YARDS | 0-0 | 0-0 |
| PUNTS (#-AVG) | 7-36.9 | 4-40.8 |
| FUMBLES-LOST | 3-2 | 3-2 |
| PENALTIES-YARDS | 8-60 | 5-55 |
| POSSESSION TIME | 34:08 | 25:52 |
| THIRD-DOWN CONVERSIONS | 6 OF 16 | 1 OF 8 |
| FOURTH-DOWN CONVERSIONS | 0 OF 1 | 1 OF 1 |
| SACKS BY: (#-YARDS) | 1-7 | 5-21 |



RUSHING: VU - McKenzie 9-56; Cutler 10-34; Doster 5-15; Tant 2-1; Bright 10-0; Jennings 2-(-1); Jackson-Garrison 1-(-2). LSU - Broussard 9-80; Addai 14-77; Randall 8-68; Carey 3-16; Vincent 6-14; Russell 1-13; Carter 2-3; Green 1-2.

PASSING: VU - Cutler 10-20-0-111; Bright 7-9-0-75. LSU - Randall 4-6-0-78; Russell 2-5-0-24.

RECEIVING: VU - White 4-72; Smith 4-50; Davis 3-34; McKenzie 2-9; Loyte 1-9; Dunning 1-4; Burns 1-4; Jackson-Garrison 1-4. LSU - Davis 2-47; Addai 2-11; Jones 1-33; Green 1-11.




2004 Results

GAME 9

FLORIDA AT VANDERBILT

NOVEMBER 6, VANDERBILT STADIUM



FLORIDA 34

VANDERBILT 17

Playing most of the way without Jay Cutler at quarterback, the Commodores played well through the first half only to have the Gators score 20 unanswered points in the second half en route to a 34-17 loss at Vanderbilt.

The Commodores started strongly on Homecoming, taking a 10-0 first quarter lead on a field goal by Patrick Johnson and fumble recovery by Moses Osemwegie in the Florida end zone. Early in the second quarter, Vanderbilt rebuilt a 10-point lead at 17-7 on

Norval McKenzie's 19-yard touchdown run. From that point on, the Gators outscored Vanderbilt 27-0, using a shutdown defense and productive offense directed by Chris Leak.

Steven Bright, playing most of the way in place of Cutler, passed for 123 yards and rushed for a team-high 77 yards. Erik Davis contributed 78 receiving yards. On defense, Osemwegie added eight tackles in addition to his fumble recovery for a touchdown. Kelechi Ohanaja and Jonathan Goff each contributed seven tackles.

SCORING SUMMARY


| TEAM | 1 | 2 | 3 | 4 | FINAL | RECORD |
|------------|----|---|----|----|-------|------------|
| FLORIDA | 7 | 7 | 10 | 10 | 34 | (5-4, 3-4) |
| VANDERBILT | 10 | 7 | 0 | 0 | 17 | (2-7, 1-5) |

FIRST QUARTER: VU - Johnson 33-yd field goal 6:19. VU - Osemwegie 0-yd fumble recovery (Johnson kick) 5:10. UF - Fason 4-yd run (Leach kick) 1:59.

SECOND QUARTER: VU - N. McKenzie 19-yd run (Johnson kick) 8:10. UF - Leak 2-yd run (Leach kick) :10. THIRD QUARTER: UF - Casey 26-yd pass from Leak (Leach kick) 11:36. UF - Leach 48-yd field goal 2:59. FOURTH QUARTER: UF - Baker 35-yd pass from Leak (Leach kick) 7:29. UF - Leach 47-yd field goal 2:29.

GAME STATISTICS

| | FLORIDA | VU |
|-------------------------|---------|---------|
| FIRST DOWNS | 27 | 24 |
| RUSHING | 38-193 | 52-254 |
| PASSING | 307 | 118 |
| ATT-COMP-INT | 29-22-1 | 26-12-0 |
| TOTAL OFF. (#-YDS.) | 67-500 | 78-372 |
| PUNT RET.-YARDS | 1-3 | 0-0 |
| KICKOFF RET.-YARDS | 2-44 | 4-62 |
| INT. RET.-YARDS | 0-0 | 1-0 |
| PUNTS (#-Avg) | 0-0.0 | 3-41.0 |
| FUMBLES-LOST | 4-3 | 0-0 |
| PENALTIES-YARDS | 12-108 | 6-50 |
| POSSESSION TIME | 25:59 | 34:01 |
| THIRD-DOWN CONVERSIONS | 7 OF 10 | 9 OF 17 |
| FOURTH-DOWN CONVERSIONS | 1 OF 1 | 0 OF 2 |
| SACKS BY: (#-Yds.) | 2-9 | 1-8 |



RUSHING: UF - Fason 26-170; Leak 7-16; Thornton 4-8; Team 1-(-1).

VU - Bright 16-77; McKenzie 11-68; Doster 13-56; Tant 4-28; Jennings 3-13; Cutler 2-12; Jackson-Garrison 2-1; Team 1-(-1).


PASSING: UF - Leak 22-29-1-307. VU - Bright 12-23-0-118; Cutler 0-3-0-0.

RECEIVING: UF - Caldwell 5-81; Small 5-46; Fason 4-52; Baker 3-67; Cornelius 2-18; Jackson 2-17; Casey 1-26. VU - Davis 6-78; Doster 1-17; White 1-9; McKenzie 1-8; Dunning 1-4; Loyte 1-4; Smith 1-(-2).

GAME 10

VANDERBILT AT KENTUCKY

NOVEMBER 13, COMMONWEALTH STADIUM, LEXINGTON, KENT.



VANDERBILT 13

KENTUCKY 14

For the third time this season, Vanderbilt failed to hold a second half cushion on the road, succumbing to the Kentucky Wildcats 14-13 in Lexington.

The Commodores used a second quarter touchdown rush by freshman Jeff Jennings and a Jay Cutler-to-Chris Young touchdown pass in the third quarter to open a 13-0 margin. The Wildcats appeared listless until quarterback Shane Boyd started connecting with several receivers, including Glenn Holt,

who caught a pair of touchdown passes, the last coming with 1:39 left on the clock. Vanderbilt failed to move into Kentucky territory in the final minute.

The Commodores were hurt by poor special teams, missing a 21-yard field goal attempt and an extra point attempt that eventually proved the difference. Vanderbilt also had a punt blocked in the game.

Kwane Doster paced Vanderbilt with 84 rushing yards while Cutler completed 16 passes for 202 yards. Dominique Morris and Jonathan Goff led the defensive effort with nine and eight tackles, respectively.

SCORING SUMMARY

| TEAM | 1 | 2 | 3 | 4 | FINAL | RECORD |
|------------|---|---|---|----|-------|------------|
| VANDERBILT | 0 | 7 | 6 | 0 | 13 | (2-8, 1-6) |
| KENTUCKY | 0 | 0 | 0 | 14 | 14 | (2-8, 1-6) |

SECOND QUARTER: VU - Jennings 1-yd run (Johnson kick) 12:29.


THIRD QUARTER: VU - Young 13-yd pass from Cutler (kick failed) 11:55.

FOURTH QUARTER: UK - Holt 7-yd pass from Boyd (Begley kick) 12:12.

UK - Holt 25-yd pass from Boyd (Begley kick) 1:39.

GAME STATISTICS

| | VU | UK |
|----------------------------|---------|---------|
| FIRST DOWNS | 21 | 15 |
| RUSHING | 43-172 | 35-164 |
| PASSING | 202 | 125 |
| ATT-COMP-INT | 32-16-0 | 30-18-0 |
| TOTAL OFF. (#-YDS.) | 75-374 | 65-289 |
| PUNT RETURNS-YARDS | 2-7 | 6-62 |
| KICKOFF RETURNS-YARDS | 2-73 | 2-49 |
| INTERCEPTION RETURNS-YARDS | 0-0 | 0-0 |
| PUNTS (NUMBER-AVG) | 8-29.9 | 7-42.6 |
| FUMBLES-LOST | 2-1 | 0-0 |
| PENALTIES-YARDS | 4-35 | 6-45 |
| POSSESSION TIME | 32:44 | 27:16 |
| THIRD-DOWN CONVERSIONS | 2 OF 13 | 3 OF 14 |
| FOURTH-DOWN CONVERSIONS | 1 OF 2 | 0 OF 2 |
| SACKS BY: NUMBER-YARDS | 1-4 | 4-41 |




RUSHING: VU - Doster 12-84; McKenzie 12-56; Cutler 8-25; Jennings 3-10; Tant 2-5; Bright 4-1; Smith 1-(-1); Team 1-(-8). UK - Beach 9-69; Little 10-68; Johnson 4-15; Boyd 7-5; Mitchell 1-4; Dewalt 2-3; Woodson 2-0.

PASSING: VU - Cutler 16-32-0-202; Bright 0-0-0-0. UK - Boyd 13-23-0-80; Woodson 5-7-0-45.

RECEIVING: VU - Davis 5-71; Dunning 3-44; White 2-24; McKenzie 2-14; Smith 1-23; Young 1-13; Jackson-Garrison 1-8; Doster 1-5. UK - Holt 9-87; Little 3-7; Mitchell 2-14; Beach 2-7; Tamme 1-6; Scott 1-4.

2004 Results

GAME 11 TENNESSEE AT VANDERBILT NOVEMBER 20, VANDERBILT STADIUM



TENNESSEE 38 VANDERBILT 33

Hosting Tennessee on campus for the first time in seven years, Vanderbilt played some of its most inspired football on Senior Day, coming back from a 22-point deficit to have an opportunity to win the game in the closing minutes, only to end in a difficult 38-33 loss.

Vanderbilt rode the tremendous production from Jay Cutler (314 passing yards, three touchdowns), receivers Brandon Smith (160 yards) and Marlon White (118

yards) and running back Jeff Jennings (two touchdowns) to turn a 38-20 deficit to less than a touchdown with 13 unanswered points in the fourth quarter. Vanderbilt started a drive with a chance to win at the 2:00 mark, but could not convert it into points.

On defense, Andrew Pace and Kevin Joyce had 10 and eight tackles, respectively. Joyce and Dominique Morris also contributed interceptions.


SCORING SUMMARY

| TEAM | 1 | 2 | 3 | 4 | FINAL | RECORD |
|------------|----|----|----|----|-------|------------|
| TENNESSEE | 14 | 14 | 10 | 0 | 38 | (8-2, 6-1) |
| VANDERBILT | 6 | 14 | 0 | 13 | 33 | (2-9, 1-7) |

FIRST QUARTER: UT - Houston 6-yd run (Wilhoit kick) 12:55. UT - Houston 11-yd run (Wilhoit kick) 7:39. VU - White 11-yd pass from Cutler (Johnson kick failed) 2:13. SECOND QUARTER: UT - Houston 5-yd run (Wilhoit kick) 12:22. UT - Swain 20-yd pass from Clausen (Wilhoit kick) 11:17. VU - Smith 80-yd pass from Cutler (White from Cutler) 11:00. VU - Jennings 2-yd run (Johnson kick failed) 3:02. THIRD QUARTER: UT - Wilhoit 34-yd field goal 10:36. UT - Swain 5-yd pass from Clausen (Wilhoit kick) 4:44. FOURTH QUARTER: VU - Jennings 10-yd run (Cutler pass failed) 14:45. VU - Dunning 3-yd pass from Cutler (Iranmanesh kick) 4:30.

GAME STATISTICS

| | UT | VU |
|-------------------------|----------|---------|
| FIRST DOWNS | 20 | 23 |
| RUSHING | 38-236 | 33-106 |
| PASSING | 189 | 314 |
| ATT-COMP-INT | 30-19-2 | 33-22-2 |
| TOTAL OFF. (#-YDS) | 68-425 | 66-420 |
| PUNT RET.-YARDS | 0-0 | 1-10 |
| KICKOFF RET.-YARDS | 4-73 | 4-74 |
| INT RET.-YARDS | 2-10 | 2-11 |
| PUNTS (#-AVG) | 3-36.0 | 3-38.3 |
| FUMBLES-LOST | 1-0 | 3-2 |
| PENALTIES-YARDS | 8-60 | 4-30 |
| POSSESSION TIME | 30:48 | 29:12 |
| THIRD-DOWN CONVERSIONS | 10 OF 16 | 5 OF 11 |
| FOURTH-DOWN CONVERSIONS | 0 OF 0 | 1 OF 1 |
| SACKS BY: (#-YARDS) | 2-8 | 0-0 |



RUSHING: UT - Riggs 16-149; Houston 19-97; TEAM 1-(-1); Meachem 1-(-6); Clausen 1-(-6). VU - McKenzie 9-46; Jennings 8-35; Doster 6-17; Jackson-Garrison 2-9; Cutler 7-2; Smith 1-(-3).

PASSING: UT - Clausen 19-30-2-189. VU - Cutler 22-33-2-314.

RECEIVING: UT - Anderson 3-40; Swain 3-39; Meachem 3-25; Fayton 3-15; Brown 2-28; Houston 2-16; Brown 1-17; Smith 1-11; Riggs 1-(-2). VU - Smith 8-160; White 7-118; Young 2-17; Loyte 2-10; Doster 1-5; Dunning 1-3; Tant 1-1.

2004 VANDERBILT SCORING DRIVES

| OPPONENT | PLAYS | YDS. | TIME | RESULTS |
|-------------|-------|------|------|---|
| USC | 6 | 80 | 6:44 | Doster 4-yd rush (Team rush failed) |
| Ole Miss | 9 | 61 | 3:02 | Johnson 37-yd field goal |
| Ole Miss | 11 | 80 | 5:32 | Cutler 6-yd rush (Johnson kick) |
| Ole Miss | 4 | 51 | 2:09 | Davis 15-yd pass from Cutler (Rush failed) |
| Ole Miss | 6 | 27 | 3:04 | Tant 3-yd rush (Johnson kick) |
| Navy | 13 | 68 | 6:24 | Smith 8-yd pass from Cutler (Johnson kick) |
| Navy | 13 | 79 | 5:09 | Cutler 1-yd rush (Johnson kick) |
| Navy | | | | Team Safety |
| Navy | 6 | 20 | 2:34 | Johnson 44-yd field goal |
| Navy | 13 | 68 | 4:06 | White 21-yd pass from Cutler (Johnson kick) |
| Miss. State | 9 | 53 | 4:41 | Johnson 34-yd field goal |
| Miss. State | 9 | 69 | 3:11 | Cutler 26-yd rush (Johnson kick) |
| Miss. State | 6 | 49 | 2:47 | Bright 1-yd rush (Johnson kick) |
| Miss. State | 5 | 40 | 1:32 | Davis 13-yd pass from Cutler (Johnson kick) |
| Miss. State | 2 | 14 | 0:53 | Tant 8-yd rush (Johnson kick) |
| Rutgers | 12 | 46 | 5:13 | Johnson 33-yd field goal |
| Rutgers | | | | Morris 29-yd INT return (Johnson kick) |
| Rutgers | 6 | 56 | 2:40 | Jennings 9-yd rush (Johnson kick) |
| Rutgers | 4 | 6 | 1:35 | Johnson 44-yd field goal |
| Rutgers | 7 | 80 | 3:44 | Davis 27-yd pass from Cutler (Johnson kick) |
| Rutgers | 4 | 82 | 1:55 | Cutler 2-yd rush (Johnson kick) |
| Georgia | 12 | 55 | 5:04 | Johnson 42-yd field goal |
| EKU | 9 | 66 | 3:39 | Smith 4-yd pass from Cutler (kick failed) |
| EKU | 6 | 80 | 3:07 | Cutler 55-yd rush (Johnson kick) |
| EKU | 11 | 77 | 5:04 | Jennings 1-yd rush (kick failed) |
| LSU | 13 | 83 | 5:04 | Cutler 1-yd rush (Johnson kick) |
| Florida | 9 | 47 | 4:39 | Johnson 33 yd field goal |
| Florida | | | | Osemwegie 0-yd fumble rec. (Johnson kick) |
| Florida | 4 | 40 | 2:02 | N. McKenzie 19-yd rush (Johnson kick) |
| Kentucky | 7 | 71 | 2:25 | Jennings 1-yd rush (Johnson kick) |
| Kentucky | 6 | 37 | 2:53 | Young 13-yd pass from Cutler (kick failed) |
| Tennessee | 12 | 80 | 5:26 | White 11-yd pass from Cutler (kick failed) |
| Tennessee | 1 | 80 | 0:17 | Smith 80-yd pass from Cutler (2 pt pass) |
| Tennessee | 11 | 77 | 5:59 | Jennings 2-yd rush (kick failed) |
| Tennessee | 11 | 71 | 4:59 | Jennings 10-yd rush (pass failed) |
| Tennessee | 7 | 87 | 2:16 | Dunning 3-yd pass from Cutler (Iranmanesh kick) |

2004 Review

VANDERBILT SINGLE GAME INDIVIDUAL HIGHS

| CATEGORY | # | PLAYER, OPPONENT | DATE |
|------------------|------|-----------------------------------|----------------|
| RUSHES | 22 | JAY CUTLER, AT OLE MISS | SEPT. 18, 2004 |
| YARDS RUSHING | 117 | KWANE DOSTER, VS. EASTERN KY. | OCT. 23, 2004 |
| TD RUSHES | 2 | JEFF JENNINGS, VS. TENNESSEE | NOV. 20, 2004 |
| LONG RUSH | 55 | JAY CUTLER, VS. EASTERN KY. | OCT. 23, 2004 |
| PASS ATTEMPTS | 38 | JAY CUTLER, VS. SO. CAROLINA | SEPT. 4, 2004 |
| PASS COMPLETIONS | 24 | JAY CUTLER, VS. SO. CAROLINA | SEPT. 4, 2004 |
| YARDS PASSING | 314 | JAY CUTLER, VS. TENNESSEE | NOV. 20, 2004 |
| TD PASSES | 3 | JAY CUTLER, VS. TENNESSEE | NOV. 20, 2004 |
| LONG PASS | 80 | JAY CUTLER, VS. TENNESSEE | NOV. 20, 2004 |
| RECEPTIONS | 8 | BRANDON SMITH, VS. TENNESSEE | NOV. 20, 2004 |
| YARDS RECEIVING | 160 | BRANDON SMITH, VS. TENNESSEE | NOV. 20, 2004 |
| TD RECEPTIONS | 1 | ACCOMPLISHED 10 TIMES | |
| LONG RECEPTION | 80 | BRANDON SMITH, VS. TENNESSEE | NOV. 20, 2004 |
| FIELD GOALS | 2 | PATRICK JOHNSON, VS. RUTGERS | OCT. 9, 2004 |
| LONG FG | 44 | PATRICK JOHNSON, AT NAVY | SEPT. 25, 2004 |
| PUNTS | 7 | PATRICK JOHNSON, VS. RUTGERS | OCT. 9, 2004 |
| | | ABTIN IRANMANESH, VS. MISS. STATE | OCT. 2, 2004 |
| | | ABTIN IRANMANESH, AT LSU | OCT. 30, 2004 |
| | | ABTIN IRANMANESH, AT KENTUCKY | NOV. 13, 2004 |
| PUNTING AVG | 44.5 | ABTIN IRANMANESH, AT OLE MISS | SEPT. 18, 2004 |
| LONG PUNT | 62 | KYLE KEOWN, VS. EASTERN KY. | OCT. 23, 2004 |
| LONG PUNT RET. | 21 | DOMINIQUE MORRIS, AT OLE MISS | SEPT. 18, 2004 |
| LONG KO RET. | 54 | KWANE DOSTER, AT KENTUCKY | NOV. 13, 2004 |
| TACKLES | 18 | KELECHI OHANAJA, VS. SO. CAROLINA | SEPT. 4, 2004 |
| SACKS | 1.0 | ACCOMPLISHED 13 TIMES | |
| TACKLES FOR LOSS | 3.0 | ROBERT DINWIDDIE, VS. EASTERN KY. | OCT. 23, 2004 |
| INTERCEPTIONS | 2 | BILL ALFORD, VS. MISS. STATE | OCT. 2, 2004 |

VANDERBILT TEAM GAME HIGHS

| CATEGORY | # | OPPONENT | DATE |
|------------------|------|------------------|---------------|
| RUSHES | 52 | VS. FLORIDA | NOV. 6, 2004 |
| YARDS RUSHING | 254 | VS. FLORIDA | NOV. 6, 2004 |
| YARDS PER RUSH | 5.5 | VS. EASTERN KY. | OCT. 23, 2004 |
| TD RUSHES | 3 | VS. MISS. STATE | OCT. 02, 2004 |
| PASS ATTEMPTS | 38 | VS. SO. CAROLINA | SEPT. 9, 2004 |
| PASS COMPLETIONS | 24 | VS. SO. CAROLINA | SEPT. 9, 2004 |
| YARDS PASSING | 314 | VS. TENNESSEE | NOV. 20, 2004 |
| YARDS PER PASS | 12.4 | VS. RUTGERS | OCT. 9, 2004 |
| TD PASSES | 3 | VS. TENNESSEE | NOV. 20, 2004 |
| TOTAL PLAYS | 78 | VS. FLORIDA | NOV. 6, 2004 |
| TOTAL OFFENSE | 420 | VS. TENNESSEE | NOV. 20, 2004 |
| YARDS PER PLAY | 6.5 | VS. RUTGERS | OCT. 9, 2004 |
| POINTS | 34 | VS. RUTGERS | OCT. 9, 2004 |
| SACKS BY | 3 | VS. MISS. STATE | OCT. 2, 2004 |
| FIRST DOWNS | 24 | VS. FLORIDA | NOV. 6, 2004 |
| PENALTIES | 8 | AT LSU | OCT. 30, 2004 |
| PENALTY YARDS | 72 | VS. MISS. STATE | OCT. 2, 2004 |
| TURNOVERS | 4 | VS. SO. CAROLINA | SEPT. 9, 2004 |
| | | VS. TENNESSEE | NOV. 20, 2004 |
| INTERCEPTIONS BY | 4 | VS. MISS. STATE | OCT. 2, 2004 |

OPPONENT SINGLE GAME INDIVIDUAL HIGHS

| CATEGORY | # | PLAYER, OPPONENT | DATE |
|------------------|------|--------------------------------|----------------|
| RUSHES | 26 | CIATRICK FASON, VS. FLORIDA | NOV. 6, 2004 |
| YARDS RUSHING | 170 | CIATRICK FASON, VS. FLORIDA | NOV. 6, 2004 |
| TD RUSHES | 3 | BRIAN LEONARD, VS. RUTGERS | OCT. 9, 2004 |
| | | CEDRIC HOUSTON, VS. TENNESSEE | NOV. 20, 2004 |
| LONG RUSH | 54 | VASHON PEARSON, AT OLE MISS | SEPT. 18, 2004 |
| PASS ATTEMPTS | 40 | RYAN HART, VS. RUTGERS | OCT. 9, 2004 |
| PASS COMPLETIONS | 31 | RYAN HART, VS. RUTGERS | OCT. 9, 2004 |
| YARDS PASSING | 344 | RYAN HART, VS. RUTGERS | OCT. 9, 2004 |
| TD PASSES | 2 | RYAN HART, VS. RUTGERS | OCT. 9, 2004 |
| | | DAVID GREENE, AT GEORGIA | OCT. 16, 2004 |
| | | CHRIS LEAK, VS. FLORIDA | NOV. 6, 2004 |
| | | SHANE BOYD, AT KENTUCKY | NOV. 13, 2004 |
| | | RICK CLAUSEN, VS. TENNESSEE | NOV. 20, 2004 |
| LONG PASS | 59 | JOHN GRECO, VS. EASTERN KY. | OCT. 23, 2004 |
| RECEPTIONS | 11 | TRES MOSES, VS. RUTGERS | OCT. 9, 2004 |
| YARDS RECEIVING | 147 | TRES MOSES, VS. RUTGERS | OCT. 9, 2004 |
| TD RECEPTIONS | 2 | GLENN HOLT, AT KENTUCKY | NOV. 13, 2004 |
| | | JAYSON SWAIN, VS. TENNESSEE | NOV. 20, 2004 |
| LONG RECEPTION | 59 | AARON EVANS, VS. EASTERN KY. | OCT. 23, 2004 |
| FIELD GOALS | 4 | JONATHAN NICHOLS, AT OLE MISS | SEPT. 18, 2004 |
| LONG FG | 48 | MATT LEACH, VS. FLORIDA | NOV. 6, 2004 |
| PUNTS | 7 | SEVIN SUCUROVIC, AT KENTUCKY | NOV. 13, 2004 |
| PUNTING AVG | 45.3 | JOE RADIGAN, VS. RUTGERS | OCT. 9, 2004 |
| LONG PUNT | 56 | CHRIS JACKSON, AT LSU | OCT. 30, 2004 |
| LONG PUNT RET. | 65 | SKYLER GREEN, AT LSU | OCT. 30, 2004 |
| LONG KO RET. | 37 | BRYAN BROWN, AT OLE MISS | SEPT. 18, 2004 |
| TACKLES | 15 | JOSH SMITH, AT NAVY | SEPT. 25, 2004 |
| SACKS | 2.0 | RYAN NEILL, VS. RUTGERS | OCT. 9, 2004 |
| | | CHARLES JOHNSON, AT GEORGIA | OCT. 16, 2004 |
| | | CLAUDE WROTEN, AT LSU | OCT. 30, 2004 |
| | | MARCUS THOMAS, VS. FLORIDA | NOV. 6, 2004 |
| | | MUHAMMAD ABDULLAH, AT KENTUCKY | NOV. 13, 2004 |
| | | PARYS HARALSON, VS. TENNESSEE | NOV. 20, 2004 |
| TACKLES FOR LOSS | 3.0 | CLAUDE WROTEN, AT LSU | OCT. 30, 2004 |
| INTERCEPTIONS | 1 | ACCOMPLISHED FIVE TIMES | |

OPPONENT TEAM HIGHS (SINGLE GAME)

| CATEGORY | # | OPPONENT | DATE |
|------------------|------|-----------------------------|----------------|
| YARDS RUSHING | 273 | AT GEORGIA | OCT. 16, 2004 |
| | | AT LSU | OCT. 30, 2004 |
| YARDS PER RUSH | 6.2 | VS. TENNESSEE | NOV. 20, 2004 |
| TD RUSHES | 3 | ACCOMPLISHED IN THREE GAMES | |
| PASS ATTEMPTS | 40 | VS. RUTGERS | OCT. 9, 2004 |
| PASS COMPLETIONS | 31 | VS. RUTGERS | OCT. 9, 2004 |
| YARDS PASSING | 344 | VS. RUTGERS | OCT. 9, 2004 |
| YARDS PER PASS | 12.6 | AT NAVY | SEPT. 25, 2004 |
| TD PASSES | 2 | ACCOMPLISHED IN FIVE GAMES | |
| TOTAL PLAYS | 77 | VS. SO. CAROLINA | SEPT. 4, 2004 |
| TOTAL OFFENSE | 527 | AT GEORGIA | OCT. 16, 2004 |
| YARDS PER PLAY | 7.5 | VS. FLORIDA | NOV. 6, 2004 |
| POINTS | 38 | VS. TENNESSEE | NOV. 20, 2004 |
| SACKS BY | 6 | AT OLE MISS | SEPT. 18, 2004 |
| FIRST DOWNS | 27 | VS. FLORIDA | NOV. 6, 2004 |
| PENALTIES | 13 | AT GEORGIA | OCT. 16, 2004 |
| PENALTY YARDS | 120 | AT GEORGIA | OCT. 16, 2004 |
| TURNOVERS | 5 | VS MISS. STATE | OCT. 2, 2004 |
| INTERCEPTIONS BY | 2 | ACCOMPLISHED IN TWO GAMES | |