


2003 Review

GAME 1 OLE MISS AT VANDERBILT AUGUST 30, VANDERBILT STADIUM



OLE MISS - 24 VANDERBILT - 21

Leading 21-14 early in the fourth quarter, the Commodores let a golden opportunity at victory slip away thanks largely to Player of the Year Eli Manning of Ole Miss.

For the third straight year, Manning passed Ole Miss to a fourth quarter comeback over Vanderbilt. Manning guided the Rebels to a touchdown and field goal in the last nine minutes, then watched from the sidelines as the Commodores failed to respond.

Quarterback Jay Cutler was solid for Vanderbilt, setting a career high with 20 completions. Sophomore Erik Davis, in his first collegiate start at wide receiver, caught eight passes for 138 yards and a score.

On defense, Commodores' Moses Osemwegie, Kelechi Ohanaja, Lorenzo Parker and Otis Washington each contributed seven tackles.


SCORING SUMMARY

TEAM	1	2	3	4	FINAL	RECORD
OLE MISS	0	6	8	10	24	(1-0, 1-0)
VANDERBILT	0	7	7	7	21	(0-1, 0-1)

SECOND QUARTER: UM - Nichols 51-yd field goal 14:15. VU - Brancheau 1- yd pass from Cutler (Ertugrul kick) 4:58. UM - Nichols 20-yd field goal :00. **THIRD QUARTER:** VU - Davis 50-yd pass from Walker (Ertugrul kick) 9:39. UM - Pearson 1-yd run (Johnson pass) 6:41. **FOURTH QUARTER:** VU - Smith 2-yd pass from Cutler (Ertugrul kick) 14:20. UM - Espy 23-yd pass from Manning (Nichols kick) 9:24. UM - Nichols 54-yd field goal 3:52.

GAME STATISTICS

	UM	VU
FIRST DOWNS	19	19
RUSHING	33-95	38-101
PASSING	275	298
ATT-COMP-INT	33-22-0	33-21-1
PLAYS-TOTAL YARDS	66-370	71-399
FUMBLE RET.-YARDS	0-0	0-0
PUNT RET.-YARDS	5-43	3-36
KICKOFF RET.-YARDS	3-73	4-119
INT RET.-YARDS	1-0	0-0
PUNTS (#-AVG)	6-37.3	5-38.8
FUMBLES-LOST	5-1	4-1
PENALTIES-YARDS	2-15	4-38
POSSESSION	29:06	30:54
SACKS BY: (#-YARDS)	1-7	2-15



INDIVIDUAL STATISTICS


RUSHING: UM - Tremaine Turner 13-55; R. McClendon 2-27; Vashon Pearson 6-7; Mike Espy 1-6; Rick Razzano 2-4; TEAM 1-minus 1; Eli Manning 8-minus 3. **VU** - Norval McKenzie 10-41; Kwane Doster 14-41; Matthew Tant 3-8; A. Iranmanesh 1-7; Jay Cutler 9-6; Ronald Hatcher 1-minus 2.

PASSING: UM - Eli Manning 22-33-0-275. **VU** - Jay Cutler 20-32-1-248; Benji Walker 1-1-0-50.

RECEIVING: UM - Chris Collins 6-91; Mike Espy 5-62; K. Johnson 3-17; T. Biddle 2-33; T. Turner 2-24; M. Hill 1-20; L. Lilly 1-17; L. Townsend 1-10; R. Razzano 1-1.

VU - Erik Davis 6-138; Brandon Smith 3-43; Chris Young 3-43; Kwane Doster 3-27; Nick Getter 2-17; C. Brancheau 2-12; Matthew Tant 1-10; Ronald Hatcher 1-8.

GAME 2 CHATTANOOGA AT VANDERBILT SEPTEMBER 6, VANDERBILT STADIUM



CHATTANOOGA - 6 VANDERBILT - 51

The Commodores dominated the Mocs in every category to earn their first victory of the season.

Opening the game with six touchdowns in its first eight possessions, Vanderbilt jumped out to a 41-6 halftime margin. Jay Cutler and tailback Norval McKenzie led the Commodore offense, with Cutler throwing for 186 yards and a touchdown and McKenzie rushing for 102 yards and a score. Vanderbilt piled up 539 yards of total

offense.

The Commodore defense thoroughly controlled Chattanooga, holding the Mocs to nine first downs and 93 total yards. Cornerback Dominique Morris provided Vanderbilt's last score with a 47-yard interception.


SCORING SUMMARY

TEAM	1	2	3	4	FINAL	RECORD
CHATTANOOGA	6	0	0	0	6	(0-2, 0-0)
VANDERBILT	20	21	0	10	51	(1-1, 0-1)

FIRST QUARTER: VU - Cutler 1-yd run (Tant rush failed) 11:07. VU - Tant 1-yd run (Ertugrul kick) 7:04. UTC - Tehrani 87-yd kickoff return (TEAM rush fumbled) 6:51. VU - Davis 23-yd pass from Cutler (Ertugrul kick) 3:26. VU - Doster 2-yd run (Ertugrul kick) 12:44. **SECOND QUARTER:** VU - McKenzie 24-yd run (Ertugrul kick) 9:36. VU - Morris 47-yd INT return (Ertugrul kick) 5:33. **FOURTH QUARTER:** VU - White 10-yd pass from Bright (Ertugrul kick) 10:06. VU -Ertugrul 38-yd field goal 4:32.

GAME STATISTICS

	C	VU
FIRST DOWNS	6	29
RUSHING	23-28	58-284
PASSING	65	255
ATT-COMP-INT	25-12-1	23-14-1
PLAYS-TOTAL YARDS	48-93	81-539
FUMBLE RET.-YARDS	0-0	0-0
PUNT RET.-YARDS	1-5	6-57
KICKOFF RET.-YARDS	8-259	1-20
INT RET.-YARDS	1-11	1-47
PUNTS (#-AVG)	9-32.4	3-39.7
FUMBLES-LOST	2-2	3-1
PENALTIES-YARDS	6-61	6-63
POSSESSION	24:41	35:19
SACKS BY: (#-YARDS)	0-0	0-0



INDIVIDUAL STATISTICS

RUSHING: C - Jones 8-17; J. Chesterfield 3-14; Harris 6-1; Crumpton 3-minus 1; TEAM 1-minus 1; Lopez 2-minus 2. **VU** - Norval McKenzie 16-102; Kwane Doster 7-39; Ronald Hatcher 10-32; Jason Bourque 7-30; Ron Bullock 4-24; Steven Bright 3-23; Brandon Smith 1-16; Zeke Brandon 2-16; Matthew Tant 2-7; Paul Meadows 3-5; Benji Walker 1-2; TM 1-minus 1; Jay Cutler 1-minus 11.


PASSING: C - Matthew Lopez 12-25-1-65. **VU** - Jay Cutler 8-15-0-186; Steven Bright 4-5-0-38; Benji Walker 2-3-1-31.

RECEIVING: C - Jason Jones 5-38; K. Ikwuezunma 2-11; Alonzo Nix 1-9; Matthew Lopez 1-4; Jeremy Grier 1-4; Ebrahim Tehrani 1-0; Kentrell Harris 1-minus 1.

VU - Marlon White 6-70; Brandon Smith 2-85; Erik Davis 2-53; C. Brancheau 1-26; Jason Caldwell 1-11; Kwane Doster 1-5; Paul Meadows 1-5.

Game Results

GAME 3 AUBURN AT VANDERBILT SEPTEMBER 13, VANDERBILT STADIUM



AUBURN - 45 VANDERBILT - 7

After opening with a pair of disappointing losses, Auburn got on track with an impressive 45-7 victory over the Commodores in Vanderbilt Stadium.

Vanderbilt's chances to defeat the Tigers diminished when the Commodore offense failed to move on its first three possessions despite excellent field possession. When Auburn starting getting its offense in gear, the Tigers quickly jumped out to a commanding halftime lead.

Defenders Jovan Haye, Moses Osemwegie and Andrew Pace each contributed double-digit tackle totals for the Commodores.

SCORING SUMMARY

TEAM	1	2	3	4	FINAL	RECORD
AUBURN	0	17	14	14	45	(1-2, 1-0)
VANDERBILT	0	0	7	0	7	(1-2, 0-2)

SECOND QUARTER: AU - McIntyre 31-yd pass from Campbell (Vaughn kick) 12:03. AU - C. Williams 3-yd run (Vaughn kick) 6:27. AU - John Vaughn 21-yd field goal 2:32. **THIRD QUARTER:** VU - Davis 39-yd pass from Cutler (Ertugrul kick) 12:12. AU - McIntyre 67-yd pass from Campbell (Vaughn kick) 11:06. AU - Brown 1-yd run (Vaughn kick) 8:45. **FOURTH QUARTER:** AU - Smith 1-yd run (Vaughn kick) 8:34. AU - Tre Smith 10-yd run (Vaughn kick) 1:49.

GAME STATISTICS

	AU	VU
FIRST DOWNS	23	13
RUSHING	54-219	35-97
PASSING	264	124
ATT-COMP-INT	26-17-0	23-11-1
PLAYS-TOTAL YARDS	80-463	58-221
FUMBLE RET.-YARDS	0-0	0-0
PUNT RET.-YARDS	6-69	3-24
KICKOFF RET.-YARDS	2-27	3-47
INT RET.-YARDS	1-13	0-0
PUNTS (#-AVG)	4-40.8	9-43.8
FUMBLES-LOST	2-0	5-2
PENALTIES-YARDS	7-61	4-50
POSSESSION	33:26	26:34
SACKS BY: (#-YARDS)	4-27	0-0




INDIVIDUAL STATISTICS

RUSHING: AU - Williams 19-69; Jacobs 14-68; Brown 11-50; Smith 4-16; Sullivan 2-8; Campbell 3-6; Denson 1-2. VU - N. McKenzie 10-43; Doster 7-17; Bright 4-16; Cutler 9-14; Lea 3-6; Hatcher 1-3; Smith 1-minus 2.

PASSING: AU - Campbell 12-19-0-220; Sullivan 5-7-0-44. VU - Cutler 10-20-0-121; Bright 1-2-0-3; Walker 0-1-1-0.

RECEIVING: AU - McIntyre 4-117; Taylor 3-34; Daniels 3-31; Mix 2-30; Wallace 1-20; Slaughter 1-13; Fetsko 1-9; Aromashodu 1-6; Smith 1-4. VU - Davis 2-40; Brancheau 2-36; Smith 2-13; Lea 1-11; N. McKenzie 1-10; Getter 1-8; Doster 1-3; Burns 1-3.

GAME 4 VANDERBILT AT TCU SEPTEMBER 20, CARTER STADIUM



VANDERBILT - 14 TCU - 30

The Commodores, making their first road trip of the season, took a second quarter lead over nationally ranked TCU, but was able to muster little offense in the second half in a 30-14 loss in Fort Worth, Texas.

Despite 250 yards passing by Jay Cutler, the Commodores were unable to overcome four critical turnovers and a poor kicking game. While TCU's Nick Browne nailed three field goals, Vanderbilt missed its only attempt, a 36-yarder that would have tied

the score midway through the third quarter.

The Commodore defensive effort was led by Jovan Haye, who contributed three sacks, four tackles for loss, a forced fumble and his first career interception.


SCORING SUMMARY

TEAM	1	2	3	4	FINAL	RECORD
VANDERBILT	7	7	0	0	14	(1-3, 0-2)
TCU	7	10	3	10	30	(3-0, 1-0)

FIRST QUARTER: TCU - Hobbs 7-yd run (Browne kick) 9:41. VU - Doster 27-yd run (Ertugrul kick) 7:39. **SECOND QUARTER:** VU - Smith 43-yd pass from Cutler (Ertugrul kick) 12:20. TCU - Browne 22-yd field goal 5:32. TCU - Merrill 18-yd run (Browne kick) 5:08. **THIRD QUARTER:** TCU - Browne 35-yd field goal 11:14. **FOURTH QUARTER:** TCU - Browne 50-yd field goal 13:11. TCU - Harmon 17-yd pass from Hassell (Browne kick) 4:31.

GAME STATISTICS

	VU	TCU
FIRST DOWNS	17	25
RUSHING	32-90	55-182
PASSING	250	227
ATT-COMP-INT	36-17-2	30-15-1
PLAYS-TOTAL YARDS	68-340	85-409
FUMBLE RET.-YARDS	0-0	0-0
PUNT RET.-YARDS	3-11	2-0
KICKOFF RET.-YARDS	5-114	3-36
INT RET.-YARDS	1-10	2-23
PUNTS (#-AVG)	5-40.8	5-39.2
FUMBLES-LOST	3-2	3-1
PENALTIES-YARDS	11-115	14-138
POSSESSION	26:14	33:46
SACKS BY: (#-YARDS)	1-2	2-18



INDIVIDUAL STATISTICS

RUSHING: VU - Doster 5-30; McKenzie 13-29; Cutler 12-21; Tant 2-10.

TCU - Merrill 29-119; Hobbs 5-40; Connally 3-13; Hassell 13-11; Rodgers 3-3; Team 2-minus 4.

PASSING: VU - Cutler 17-36-2-250. TCU - Hassell 15-30-1-227.


RECEIVING: VU - Smith 3-70; Getter 3-61; Young 3-47; Doster 2-24; Davis 2-23; White 2-20; Dunning 1-3; McKenzie 1-2. TCU - Harrell 4-70; Merrill 3-44; McCarty 2-46; Rodgers 2-27; Harmon 1-17; DePriest 1-8; Andrus 1-8; Galbert 1-7.

Game Results

GAME 5

GEORGIA TECH AT VANDERBILT

SEPTEMBER 27, VANDERBILT STADIUM



GEORGIA TECH - 24 VANDERBILT - 17

The Commodores' most heartbreaking loss came in front of a home crowd as Georgia Tech concluded a late-game comeback with a touchdown in overtime to defeat Vanderbilt 24-17.

Until the last five minutes of regulation, the Commodore defense kept the Yellow Jackets in check after allowing 10 points early in the game. Vanderbilt recovered from the deficit to enter halftime tied 10-10, then took a 17-10 lead early in the fourth quarter before GT

quarterback Reggie Ball drove the Yellow Jackets 89 yards for the tying touchdown. A game-winning field goal attempt by Vanderbilt was blocked, sending the contest into overtime. During the extra period, a Yellow Jacket interception sealed the Georgia Tech win.

Linebacker Moses Osemwegie topped the Commodore defense with eight tackles and his first career interception.


SCORING SUMMARY

TEAM	1	2	3	4	OT	FINAL	RECORD
GEORGIA TECH	10	0	0	7	7	21	(2-3, 0-2)
VANDERBILT	0	10	0	7	0	17	(1-4, 0-2)

FIRST QUARTER: GT - Burnett 35-yd field goal 4:49. GT - Daniels 2-yd run (Burnett kick) 1:03. **SECOND QUARTER:** VU - N. McKenzie 9-yd run (Ertugrul kick) 12:46. VU - Ertugrul 32-yd field goal :00. **FOURTH QUARTER:** VU - N. McKenzie 2-yd run (Ertugrul Kick) 2:12. GT - Foschi 6-yd pass from Ball (Burnett kick) :32. **OVERTIME:** GT - Ball 25-yd run (Burnett kick) 15:00

GAME STATISTICS

	GT	VU
FIRST DOWNS	13	17
RUSHING	39-223	46-170
PASSING	108	185
ATT-COMP-INT	22-11-2	27-14-1
PLAYS-TOTAL YARDS	61-331	73-355
FUMBLE RET.-YARDS	0-0	0-0
PUNT RET.-YARDS	4-48	5-52
KICKOFF RET.-YARDS	3-45	4-54
INT RET.-YARDS	1-0	2-12
PUNTS (#-AVG)	7-40.7	9-30.9
FUMBLES-LOST	1-0	2-1
PENALTIES-YARDS	5-34	4-21
POSSESSION	27:48	32:12
SACKS BY: (#-YARDS)	0-0	1-1



INDIVIDUAL STATISTICS

RUSHING: GT - Daniels 25-105; Ball 10-103; Eziemefe 4-15. VU - Cutler 15-61; Doster 13-50; N. McKenzie 12-43; Tant 5-15; Lea 1-1.

PASSING: GT - Ball 11-22-2-108. VU - Cutler 14-27-1-185.

RECEIVING: GT - Curry 3-14; Smith 2-21; Bilbo 1-49; McGuire 1-11; Logan 1-7; Foschi 1-6; Dixon 1-1; Daniels 1-minus 1. VU - Smith 6-91; Davis 4-52; N. McKenzie 2-24; Young 2-18.

GAME 6

VANDERBILT AT MISSISSIPPI STATE

OCTOBER 4, DAVIS WADE STADIUM AT SCOTT FIELD



VANDERBILT - 21 MISS. STATE - 30

For the second straight game, Vanderbilt fell behind by double digits early in the contest, only to see a comeback fall just short as Mississippi State took a 30-21 victory in Starkville.

The Commodore comeback was directed by quarterback Jay Cutler, who threw for two touchdowns and 295 yards. Brandon Smith also set career highs with nine catches and 124 receiving yards.

Special teams again proved the difference.

While Vanderbilt did not attempt a field goal, Mississippi State's Brent Smith converted on all three attempts, including a pair beyond 45 yards.

Andrew Pace was a defensive standout for the Commodores, producing 16 tackles, an interception, forced fumble and fumble recovery.


SCORING SUMMARY

TEAM	1	2	3	4	FINAL	RECORD
VANDERBILT	0	7	7	7	21	(1-5, 0-3)
MISSISSIPPI STATE	14	3	10	3	30	(1-4, 1-1)

FIRST QUARTER: - MSU - Norwood 5-yd run (Smith kick) 10:50. MSU - Jenkins 15-yd pass from Fant (Smith kick) 1:40. **SECOND QUARTER:** VU - Young 33 yd-pass from Cutler (Ertugrul kick) 13:39. MSU - Smith 34-yd field goal 3:10. **THIRD QUARTER:** VU - N. McKenzie 2-yd run (Ertugrul kick) 8:02. MSU - Smith 45-yd field goal 3:08. MSU - Fant 5-yd run (Smith kick) 1:32. **FOURTH QUARTER:** VU - Davis 24-yd pass from Cutler (Ertugrul kick) 9:07. MSU - Smith 47-yd field goal 5:43.

GAME STATISTICS

	VU	MSU
FIRST DOWNS	26	22
RUSHING	39-95	44-203
PASSING	295	215
ATT-COMP-INT	35-22-1	30-18-1
PLAYS-TOTAL YARDS	74-390	74-418
FUMBLE RET.-YARDS	1-9	0-0
PUNT RET.-YARDS	4-53	1-4
KICKOFF RET.-YARDS	1-10	2-40
INT RET.-YARDS	1-2	1-42
PUNTS (#-AVG)	3-38.3	4-37.8
FUMBLES-LOST	3-2	1-1
PENALTIES-YARDS	3-9	11-112
POSSESSION	28:19	31:41
SACKS BY: (#-YARDS)	3-27	2-18



INDIVIDUAL STATISTICS

RUSHING: VU - McKenzie 17-89; Doster 9-50; Tant 2-2; Cutler 11-minus 46.

MSU - Norwood 22-113; Turner 12-90; Milons 1-23; Reid 2-3; Team 3-minus 4; Fant 4-minus 22.

PASSING: VU - Cutler 22-35-1-295. MSU - Fant 18-30-1-215.


RECEIVING: VU - Smith 9-124; Davis 3-44; Young 2-31; Doster 2-12; McKenzie 2-12; Getter 1-33; Tant 1-24; Lea 1-10; White 1-5. MSU - Jenkins 8-118; Lumpkin 4-46; Milons 4-33; Scott 1-18; Turner 1-0.

Game Results

GAME 7

NAVY AT VANDERBILT

OCTOBER 11, VANDERBILT STADIUM



NAVY - 37 VANDERBILT - 27

The Commodores, nursing a three-point lead entering the fourth quarter, needed defensive stops of Navy's rushing attack. Instead, the Midshipmen controlled the final quarter as they defeated the homestanding Commodores 37-27.

Vanderbilt used touchdown carries by Norval McKenzie and Kwane Doster to gain a 17-14 halftime margin, but could not withstand a fourth quarter Midshipmen come-

back. Navy outscored the Commodores 20-7 in the final quarter, sealing the victory with a field goal in the closing minute.


SCORING SUMMARY

TEAM	1	2	3	4	FINAL	RECORD
NAVY	14	0	3	20	37	(4-2)
VANDERBILT	3	14	3	7	27	(1-6, 0-3)

FIRST QUARTER: NAVY Candeto 2-yd run (Rolfs kick) 7:47. NAVY - Jenkins 43-yd pass from Candeto (Rolfs kick) 4:49. VU - Ertugrul 25 yd field goal :32. **SECOND QUARTER:** VU - McKenzie 3-yd run (Ertugrul kick) 8:04. VU - Doster 2-yd run (Ertugrul kick) 2:16. **THIRD QUARTER:** NAVY - Eric 24-yd field goal 9:30 VU - Ertugrul 21-yd field goal 4:35. **FOURTH QUARTER:** NAVY - Candeto 3-yd run (Eric kick) 13:43. NAVY - Rolfs 36-yd field goal 4:52. NAVY - Tomlinson 16-yd pass from Candeto (Rolfs kick) 2:50. VU - Davis 10-yd pass from Cutler (Ertugrul kick) 1:30. NAVY - Rolfs 33-yd field goal :24.

GAME STATISTICS

	NAVY	VU
FIRST DOWNS	29	22
RUSHING	65-342	31-146
PASSING	160	227
ATT-COMP-INT	17-9-0	30-18-0
PLAYS-TOTAL YARDS	82-502	61-378
FUMBLE RET.-YARDS	0-0	0-0
PUNT RET.-YARDS	3-38	1-9
KICKOFF RET.-YARDS	1-17	5-55
INT RET.-YARDS	0-0	0-0
PUNTS (#-AVG)	2-43.5	3-46.3
FUMBLES-LOST	2-0	3-1
PENALTIES-YARDS	6-43	2-15
POSSESSION	36:53	23:07
SACKS BY: (#-YARDS)	1-10	1-9



INDIVIDUAL STATISTICS

RUSHING: NAVY - Eckel 20-115; Candeto 22-69; Roberts 7-67; Brimage 8-41; Lane 3-32; Divis 4-17; Hines 1-1. VU - N. McKenzie 11-77; Doster 10-72; Tant 1-12; Smith 1-1; Team 1-minus 1; Cutler 7-minus 15.

PASSING: NAVY - Candeto 9-15-0-160; Lane 0-1-0-0; TEAM 0-1-0-0. VU - Cutler 18-30-0-227.


RECEIVING: NAVY - Jenkins 3-66; Roberts 3-59; Tomlinson 2-26; Lane 1-9.

VU - Smith 6-77; Davis 5-68; White 2-32; Getter 2-27; Young 2-12; Tant 1-11.

GAME 8

GEORGIA AT VANDERBILT

OCTOBER 18, VANDERBILT STADIUM



GEORGIA - 27 VANDERBILT - 8

Though a swarming Commodore defense gave Georgia fits for much of the contest, the Bulldogs rallied in the second half to earn a hard-fought 27-8 victory.

The Commodore defense harassed UGA quarterback David Greene the entire first half. The Commodores netted four sacks, including a tackle of Greene in the end zone by tackle Ralph McKenzie that resulted in a safety.

Holding a 2-0 halftime margin, the Commodores could not capitalize on other

opportunities before Georgia's offensive strength began to control the game late in the third quarter.

A pair of sacks by Haye were aided by Kelechi Ohanaja's nine-tackle, one interception performance and 12 tackles by Moses Osemwegie.


SCORING SUMMARY

TEAM	1	2	3	4	FINAL	RECORD
GEORGIA	0	0	10	17	27	(6-1, 4-1)
VANDERBILT	0	2	0	6	8	(1-7, 0-4)

SECOND QUARTER: VU - R. McKenzie safety 5:12. **THIRD QUARTER:** UGA - Bennett 40-yd field goal 8:55. UGA - Cooper 6-yd run (Bennett kick) 2:57. **FOURTH QUARTER:** UGA - Browning 23-yd run (Bennett kick) 9:48. UGA - Bennett 25-yd field goal 2:51. VU - Tant 25-yd pass from Cutler (Team pass failed) 1:06. UGA - Powell 2-yd run (Bennett kick) :52.

GAME STATISTICS

	UGA	VU
FIRST DOWNS	18	15
RUSHING	40-135	39-116
PASSING	208	102
ATT-COMP-INT	30-19-1	21-11-1
PLAYS - TOTAL YARDS	70-343	60-218
FUMBLE RET.-YARDS	1-(-9)	0-(14)
PUNT RET.-YARDS	2-29	3-27
KICKOFF RET.-YARDS	1-41	6-113
INT RET.-YARDS	1-31	1-26
PUNTS (#-AVG)	4-40.2	7-44.9
FUMBLES-LOST	1-0	4-1
PENALTIES-YARDS	9-91	2-16
POSSESSION	30:26	29:34
SACKS BY: (#-YARDS)	2-17	6-39



INDIVIDUAL STATISTICS

RUSHING: UGA - Cooper 22-93; Browning 8-56; Smith 2-13; Powell 1-2; Greene 7-minus 29. VU - Cutler 15-64; N. McKenzie 15-34; Bright 4-12; Tant 2-7; Doster 3-minus 1.

PASSING: UGA - Greene 19-30-1-208. VU - Cutler 10-17-1-86; Bright 1-4-0-16.


RECEIVING: UGA - McClendon 6-108; Brown 4-49; Thomas 3-23; Browning 2-minus 2; Gary 1-18; Berry 1-9; Raley 1-8; Watson 1-minus 5. VU - Smith 3-29; Tant 2-35; Dunning 2-14; Davis 1-14; N. McKenzie 1-7; White 1-3; Doster 1-0.

Game Results

GAME 9

VANDERBILT AT SOUTH CAROLINA

OCTOBER 25, WILLIAMS-BRICE STADIUM



VANDERBILT - 24 So. CAROLINA - 35

Despite a brilliant second half aerial display by Jay Cutler, the Commodores could not overcome a 25-point deficit and fell at South Carolina, 35-24.

Cutler set career highs with 27 completions (27) and 319 passing yards in the loss. In the second half, he completed 19 of 22 attempts, including three for touchdowns. Erik Davis topped 100 yards receiving for the second game.

Vanderbilt fell behind 28-3 before Cutler

ignited the second half rally.

The Commodore defensive effort was led by Moses Osemwegie's 11 tackles and 10 stops by safety Kelechi Ohanaja.


SCORING SUMMARY

TEAM	1	2	3	4	FINAL	RECORD
VANDERBILT	0	3	7	14	24	(1-8, 0-5)
SOUTH CAROLINA	14	7	7	7	35	(5-3, 2-3)

FIRST QUARTER: SC - Pinkins 6-yd run (Weaver kick) 7:32. SC - Boyd 3-yd run (Weaver kick) 2:34. **SECOND QUARTER:** VU - Ertugrul 27-yd field goal 8:41. SC - Pinkins 5-yd run (Weaver kick) 4:47. **THIRD QUARTER:** SC - Pinkins 29-yd run (Weaver kick) 11:18. VU - Tant 15-yd pass from Cutler (Johnson kick) :00. **FOURTH QUARTER:** VU - Dunning 6-yd pass from Cutler (Johnson kick) 9:33. SC - Boyd 16-yd pass from Pinkins (Weaver kick) 2:58. VU - White 3-yd pass from Cutler (Johnson kick) 1:09.

GAME STATISTICS

	VU	SC
FIRST DOWNS	25	22
RUSHING	36-137	45-218
PASSING	319	161
ATT-COMP-INT	36-27-1	21-13-0
PLAYS-TOTAL YARDS	72-456	66-379
FUMBLE RET.-YARDS	0-0	0-0
PUNT RET.-YARDS	2-7	1-1
KICKOFF RET.-YARDS	5-87	4-62
INT RET.-YARDS	0-0	1-25
PUNTS (#-AVG)	3-46.0	4-37.3
FUMBLES-LOST	4-2	0-0
PENALTIES-YARDS	4-33	4-39
POSSESSION	31:16	28:44
SACKS BY: (#-YARDS)	0-0	2-13




INDIVIDUAL STATISTICS

RUSHING: VU - N. McKenzie 15-64; Doster 11-53; Cutler 8-13; Tant 2-7. USC - Turman 15-94; Pinkins 10-50; Summers 8-41; Boyd 10-36; Irons 1-5; Thomas 1-minus 8.
PASSING: VU - Cutler 27-35-1-319; Team 0-1-0-0. USC - Pinkins 13-21-0-161.
RECEIVING: VU - Davis 6-103; Dunning 6-22; Tant 4-59; White 3-26; Brancheau 2-28; B. Smith 2-16; Young 1-28; Caldwell 1-23; Doster 1-11; N. McKenzie 1-3. USC - Jenkins 3-66; Roberts 3-59; Tomlinson 2-26; Lane 1-9.

GAME 10

VANDERBILT AT FLORIDA

NOVEMBER 8, BEN HILL GRIFFIN STADIUM



VANDERBILT - 17 FLORIDA - 35

Vanderbilt battled the Gators, but could not overcome a 17-point deficit in a 35-17 loss in Gainesville.

The Commodores, down just 14-10 late in the second quarter, allowed Florida to score in the closing seconds of the first half, then add another a touchdown in the waning seconds of the third quarter.

Jay Cutler threw for a pair of touchdowns, but also suffered a career-high four interceptions.

The Commodore defensive effort was led by outside linebacker Moses Osemwegie with 12 tackles and safety Andrew Pace with nine tackles, fumble recovery and interception.


SCORING SUMMARY

TEAM	1	2	3	4	FINAL	RECORD
VANDERBILT	7	3	0	7	17	(1-9, 0-6)
FLORIDA	14	7	7	7	35	(7-3, 5-2)

FIRST QUARTER: VU - Davis 19 yd pass from Cutler (P. Johnson kick), 11:01. UF - Leak 1 yd run (Leach kick) 6:10. UF - Fason 12 yd pass from Leak (Leach kick) 3:17. **SECOND QUARTER:** VU - P. Johnson 37 yd field goal 3:08. UF - Carthon 5 yd run (Leach kick) :20. **THIRD QUARTER:** UF - FASON 3 YD RUN (LEACH KICK) 1:20. **FOURTH QUARTER:** VU - Tant 2 yd pass from Cutler (P. Johnson kick) 7:58. UF - Ratliff 52 yd interception return (Leach kick) :56.

STATISTICS

	VU	UF
FIRST DOWNS	21	20
RUSHING YARDS	44-133	34-194
PASSING YARDS	189	179
ATT-COMP-INT	39-18-4	25-15-2
PLAYS-TOTAL YARDS	84-322	59-373
FUMBLE RET.-YARDS	0-0	0-0
PUNT RET.-YARDS	2-8	4-33
KICKOFF RET.-YARDS	3-72	1-21
INT RETURNS-YARDS	2-8	4-97
PUNTS (#-AVG)	6-39.8	5-44.6
FUMBLES-LOST	2-0	3-2
PENALTIES-YARDS	8-55	8-79
POSSESSION TIME	36:26	23:34
SACKS BY: (#-YARDS)	0-0	2-13




INDIVIDUAL STATISTICS

RUSHING: VU - Cutler 7-36; Doster 10-34; N. McKenzie 19-34; Hatcher 3-14; Tant 5-11; Lea 1-4. UF - Carthon 12-79; Fason 8-53; Wynn 5-49; Leak 4-17; Perez 2-16; Cornelius 1-14; Latsko 1-1; Team 1-minus 35.
PASSING: VU - Cutler 18-38-4-189; Bright 0-1-0-0. UF - Leak 15-25-2-179.
RECEIVING: VU - Davis 4-53; N. McKenzie 3-29; White 3-22; Tant 2-23; Dunning 2-17; Lea 1-18; Young 1-16; Smith 1-7; Hatcher 1-4. UF - Small 4-58; Troupe 3-56; Carthon 3-21; Kight 2-25; Fason 2-17; Wynn 1-2.

Game Results

GAME 11

KENTUCKY AT VANDERBILT
NOVEMBER 15, VANDERBILT STADIUM



KENTUCKY - 17 VANDERBILT - 28

The Commodores, playing inspired football on Senior Day, notched their first SEC victory of the season in solid fashion, defeating the Kentucky Wildcats 28-17.

Jay Cutler, who sparked the victory by completing four touchdown passes and rushing for 129 yards, was named SEC Offensive Player of the Game for his performance.

Cutler connected on TDs with Erik Davis, Matthew Tant and Marlon White to help Vanderbilt open a 21-3 third quarter margin en

route to the victory.


The Vanderbilt defense applied constant pressure to Wildcat QB Jared Lorenzen and held All-SEC receiver/return specialist Derek Abney in check.

SCORING SUMMARY

TEAM	1	2	3	4	FINAL	RECORD
KENTUCKY	3	0	7	7	17	(4-6, 1-5)
VANDERBILT	0	14	14	0	28	(2-9, 1-6)

FIRST QUARTER: UK - Begley 36-yd field goal 2:05. **SECOND QUARTER:** VU - Davis 24-yd pass from Cutler (P. Johnson kick) 11:48 VU - Tant 17-yd pass from Cutler (P. Johnson kick) 1:44. **THIRD QUARTER:** VU - White 43-yd pass from Cutler (P. Johnson kick) 11:59. UK - Beach 4-yd run (Begley kick) 7:03. VU - Davis 10-yd pass from Cutler (P. Johnson kick) 4:40. **FOURTH QUARTER:** UK - Bernard 11-yd pass from Lorenzen (Begley kick) :28.

STATISTICS	UK	VU
FIRST DOWNS	25	22
RUSHING	37-168	41-246
PASSING	241	175
ATT-COMP-INT	38-16-1	17-14-0
PLAYS-TOTAL YARDS	75-409	58-421
FUMBLE RET.-YARDS	0-0	0-0
PUNT RET.-YARDS	2-12	3-6
KICKOFF RET.-YARDS	5-121	2-23
INT RETURNS-YARDS	0-0	1-0
PUNTS (#-AVG)	5-45.4	6-38.7
FUMBLES-LOST	0-0	2-0
PENALTIES-YARDS	4-40	6-40
POSSESSION TIME	28:16	31:44
SACKS BY: (#-YARDS)	0-0	4-28



RUSHING: UK - Beach 18-109; R. Johnson 4-24; Boyd 4-18; Lorenzen 10-14; Bwenge 1-3. **VU** - Cutler 11-129; N. McKenzie 16-59; Tant 11-55; Smith 1-5; Team 2-minus 2.


PASSING: UK - Lorenzen 15-35-1-234; Boyd 1-3-0-7. **VU** - Cutler 14-17-0-175.

RECEIVING: UK - Bernard 5-87; Abney 4-56; Burton 3-49; Beach 3-41; Holt 1-8.

VU - Davis 3-39; White 2-53; Tant 2-18; N. McKenzie 2-10; Smith 1-22; Dunning 1-10; Young 1-9; Loyte 1-7; Getter 1-7.

GAME 12

VANDERBILT AT TENNESSEE
NOVEMBER 22, NEYLAND STADIUM



VANDERBILT - 0 TENNESSEE - 48

One week after playing its best game of the season, the Commodores had their worst performance in 2003, losing 48-0 to Tennessee in Knoxville.

Tennessee jumped on the Commodores early, taking a 21-0 first quarter lead en route to the win.

Vanderbilt was limited to 191 total yards. Linebacker Moses Osemwegie played well for the Commodore defense, leading the team with 12 tackles, two tackles for loss, a forced

fumble and recovered fumbled.


SCORING SUMMARY

TEAM	1	2	3	4	FINAL	RECORDS
VANDERBILT	0	0	0	0	0	(2-10, 1-7)
TENNESSEE	21	20	7	0	48	(9-2, 5-2)

FIRST QUARTER: UT - Brown 15-yd. pass from Clausen (Wilhoit Kick) 10:01. UT - Davis 7-yd run (Wilhoit kick) 2:42. UT - Jones 58-yd punt return (Wilhoit kick) 1:03. **SECOND QUARTER:** UT - Wilhoit 39-yd field goal 11:03. UT - Hannon 38-yd pass from Clausen (Wilhoit kick) 8:03. UT - Clausen 1-yd run (Wilhoit kick) 4:20. UT - Wilhoit 41-yd field goal :07. **THIRD QUARTER:** UT - Tinsley 7-yd pass from Clausen (Wilhoit kick) 8:20.

GAME STATISTICS

	VU	UT
FIRST DOWNS	13	20
RUSHING	37-125	37-162
PASSING	66	290
ATT-COMP-INT	27-9-2	31-17-1
PLAYS-TOTAL YARDS	64-191	68-452
FUMBLE RET.-YARDS	0-0	0-0
PUNT RET.-YARDS	1-8	7-134
KICKOFF RET.-YARDS	4-101	1-15
INT RET.-YARDS	1-0	2-89
PUNTS (#-AVG)	10-37.7	2-44.5
FUMBLES-LOST	1-0	2-1
PENALTIES-YARDS	4-18	5-45
POSSESSION	31:10	28:50
SACKS BY: (#-YARDS)	0-0	1-1



INDIVIDUAL STATISTICS

RUSHING: UT - Riggs 7-44; Davis 8-29; Larkins 1-22; Yancey 7-21; Clausen 3-17; Revill 2-12; Houston 6-9; Fleming 2-5; Tinsley 1-3. **VU** - Cutler 10-27; N. McKenzie 8-24; Bright 1-18; Hatcher 6-18; Bourque 2-14; Bullock 2-14; Tant 5-6; Lea 2-3; Doster 1-1.

PASSING: UT - Clausen 15-29-1-262; Leak 2-2-0-28. **VU** - Cutler 9-25-2-66; Bright 0-2-0-0.

RECEIVING: UT - Jones 3-45; Brown 2-51; Hannon 2-47; Fleming 2-6; Larkins 1-40; Fayton 1-23; Fagan 1-19; Banks 1-17; Smith 1-16; Swain 1-16; Tinsley 1-7; Revill 1-3. **VU** - Davis 3-11; Brancheau 2-17; N. McKenzie 2-12; Smith 1-18; White 1-8.

2003 Game Highs

VANDERBILT SINGLE GAME INDIVIDUAL HIGHS

CATEGORY	#	PLAYER	DATE
Rushes	19	Norval McKenzie at Florida	Nov. 8
Yards Rushing	129	Jay Cutler vs Kentucky	Nov. 15
TD Rushes	2	Norval McKenzie vs GA Tech	Sept. 27
Long Rush	51	Jay Cutler vs Kentucky	Nov. 15
Pass attempts	38	Jay Cutler at Florida	Nov. 8
Pass completions	27	Jay Cutler at South Carolina	Oct. 25
Yards Passing	319	Jay Cutler at South Carolina	Oct. 25
TD Passes	4	Jay Cutler vs Kentucky	Nov. 15
Long Pass	59	Jay Cutler vs Chattanooga	Sept. 6
Receptions	9	Brandon Smith at Miss. State	Oct. 4
Yards Receiving	138	Erik Davis vs Ole Miss	Aug. 30
TD Receptions	2	Erik Davis vs Kentucky	Nov. 15
Long Reception	59	Brandon Smith vs Chattanooga	Sept. 6
Field Goals	2	Tolga Ertugrul vs Navy	Oct. 11
Long Field Goal	38	Tolga Ertugrul vs Chattanooga	Sept. 6
Punts	10	Abtin Iranmanesh at Tennessee	Nov. 22
Punting Avg	46.3	Abtin Iranmanesh vs Navy	Oct. 11
Long Punt	80	Abtin Iranmanesh vs Georgia	Oct. 18
Long Punt Return	33	Ronald Hatcher at Miss. State	Oct. 4
Long KO Return	63	Kwane Doster vs Ole Miss	Aug. 30
Tackles	14	Andrew Pace at Miss. State	Oct. 4
		Moses Osemwegie vs Georgia	Oct. 18
Sacks	3.0	Jovan Haye at TCU	Sept. 20
Tackles For Loss	3.5	Jovan Haye at TCU	Sept. 20
Interceptions	1	Dominique Morris vs Chattanooga	Sept. 6
		Jovan Haye at TCU	Sept. 20
		Moses Osemwegie vs GA Tech	Sept. 27
		Dominique Morris vs GA Tech	Sept. 27
		Andrew Pace at Miss. State	Oct. 4
		Kelechi Ohanaja vs Georgia	Oct. 18
		Dominique Morris at Florida	Nov. 8
		Andrew Pace at Florida	Nov. 8
		Kelechi Ohanaja vs Kentucky	Nov. 15
		Bill Alford at Tennessee	Nov. 22

VANDERBILT TEAM HIGHS (SINGLE GAME)

CATEGORY	#	PLAYER	DATE
Rushes	58	vs Chattanooga	Sept. 6
Yards Rushing	284	vs Chattanooga	Sept. 6
Yards Per Rush	6.0	vs Kentucky	Nov. 15
TD Rushes	4	vs Chattanooga	Sept. 6
Pass attempts	39	at Florida	Nov. 8
Pass completions	27	at South Carolina	Oct. 25
Yards Passing	319	at South Carolina	Oct. 25
Yards Per Pass	11.1	vs Chattanooga	Sept. 6
TD Passes	4	vs Kentucky	Nov. 15
Total Plays	84	at Florida	Nov. 8
Total Offense	539	vs Chattanooga	Sept. 6
Yards Per Play	7.3	vs Kentucky	Nov. 15
Points	51	vs Chattanooga	Sept. 6
Sacks By	6	vs Georgia	Oct. 18
First Downs	29	vs Chattanooga	Sept. 6
Penalties	11	at TCU	Sept. 20
Penalty Yards	115	at TCU	Sept. 20
Turnovers	4	at TCU	Sept. 20
		at Florida	Nov. 8
Interceptions By	2	vs Georgia Tech	Sept. 27
		at Florida	Nov. 8

OPPONENT SINGLE GAME INDIVIDUAL HIGHS

CATEGORY	#	PLAYER	DATE
Rushes	29	Robert Merrill, at TCU	Sept. 20
Yards Rushing	119	Robert Merrill, at TCU	Sept. 20
TD Rushes	3	Darnell Pinkins, at So. Carolina	Oct. 25
Long Rush	45	Reggie Ball, vs GA Tech	Sept. 27
Pass attempts	35	Jared Lorenzen, vs Kentucky	Nov. 15
Pass completions	22	Eli Manning, vs Ole Miss	Aug. 30
Yards Passing	275	Eli Manning, vs Ole Miss	Aug. 30
TD Passes	3	Casey Clausen, at Tennessee	Nov. 22
Long Pass	67	Jason Campbell, vs Auburn	Sept. 13
Receptions	8	Justin Jenkins, at Miss. State	Oct. 4
Yards Receiving	118	Justin Jenkins, at Miss. State	Oct. 4
TD Receptions	2	Jeris McIntyre, vs Auburn	Sept. 13
Long Reception	67	Jeris McIntyre, vs Auburn	Sept. 13
Field Goals	3	Jonathan Nichols, vs Ole Miss	Aug. 30
		Nick Browne, at TCU	Sept. 20
		Brent Smith, at Miss. State	Oct. 4
		Eric Rolfs, vs Navy	Oct. 11
Long Field Goal	54	Jonathan Nichols, vs Ole Miss	Aug. 30
Punts	9	Phil Shutters, vs Chattanooga	Sept. 6
Punting Avg	45.4	Anthony Thornton, vs Kentucky	Nov. 15
Long Punt	59	Kody Bliss, vs Auburn	Sept. 13
Long Punt Return	58	Mark Jones, at Tennessee	Nov. 22
Long KO Return	87	Ebrahim Tehrani, vs Chattanooga	Sept. 6
Tackles	14	James Butler, vs GA Tech	Sept. 27
Sacks	2.0	Reggie Torbor, vs Auburn	Sept. 13
Tackles For Loss	3.0	Bo Schobel, at TCU	Sept. 20
		Moe Thompson, at So. Carolina	Oct. 25
Interceptions	2	Daryl Dixon, at Florida	Nov. 8

OPPONENT TEAM HIGHS (SINGLE GAME)

CATEGORY	#	PLAYER	DATE
Rushes	65	vs Navy	Oct. 11
Yards Rushing	342	vs Navy	Oct. 11
Yards Per Rush	5.7	vs Georgia Tech	Sept. 27
TD Rushes	4	vs Auburn	Sept. 13
		at South Carolina	Oct. 25
Pass attempts	38	vs Kentucky	Nov. 15
Pass completions	22	vs Ole Miss	Aug. 30
Yards Passing	290	at Tennessee	Nov. 22
Yards Per Pass	10.2	vs Auburn	Sept. 13
TD Passes	3	at Tennessee	Nov. 22
Total Plays	85	at TCU	Sept. 20
Total Offense	502	vs Navy	Oct. 11
Yards Per Play	6.6	at Tennessee	Nov. 22
Points	48	at Tennessee	Nov. 22
Sacks By	4	vs Auburn	Sept. 13
First Downs	29	vs Navy	Oct. 11
Penalties	14	at TCU	Sept. 20
Penalty Yards	138	at TCU	Sept. 20
Turnovers	4	at Florida	Nov. 8
Interceptions By	4	at Florida	Nov. 8