

Game Results

VANDERBILT 3 GEORGIA TECH 45



ATLANTA, Ga., Aug. 31 - Bobby Johnson's first game as head coach at Vanderbilt didn't turn out as he wished as the Commodores fell on the road to Georgia Tech, 45-3.

The Commodores were limited to just nine first downs and 225 total yards by a strong GT defense and were not able to contain Tech's offensive tandem of tailback Tony Hollings and quarterback A.J. Suggs. Hollings rushed for 153 yards and two TDs while Suggs completed 10 of 13 passes for 132 yards and three touchdowns.

Vanderbilt held the Yellow Jackets scoreless for the first quarter, then watched Georgia Tech produce 31 second quarter points.

Early in the first quarter, Commodore offensive guard Jordan Pettit suffered a leg fracture that ended his season. Moses Osemwegie, making his first collegiate start, led the Vanderbilt defense with nine tackles.

SCORING SUMMARY

TEAM	1	2	3	4	FINAL	RECORD
VANDERBILT	0	0	0	3	3	(0-1)
GEORGIA TECH	0	31	14	0	45	(1-0)

Second Quarter: GT - Glover 2-yd. pass from Suggs (Manget kick), 14:56. GT - Hollings 2-yd. run (Manget kick) 9:34. GT - Watkins 37-yd. pass from Suggs (Manget kick). GT - Watkins 37-yd. pass from Suggs (Manget kick) 6:48. GT - Manget 37-yd. field goal 3:17. GT - Glover 4-yd. pass from Suggs (Manget kick) 1:02. **Third Quarter:** GT - Hollings, 56-yd. run (Manget kick), 13:26. GT - Bilbo 5-yd. run (Manget kick) 00:26. **Fourth Quarter:** VU - G. Johnson 37-yd. field goal, 3:26.

GAME STATISTICS

	VANDERBILT	GA. TECH
FIRST DOWNS	9	21
RUSHES-YARDS (NET)	31-109	51-279
PASSING YDS (NET)	116	182
Passes Att-Comp-Int	28-13-2	24-15-0
TOTAL OFFENSE PLAYS-YARDS	59-225	75-461
Fumble Returns-Yards	0-0	0-0
Punt Returns-Yards	2-26	5-110
Kickoff Returns-Yards	4-90	2-45
Interception Returns-Yards	0-0	2-14
Punts (Number-Avg)	8-42.5	5-41.2
Fumbles-Lost	0-0	4-0
Penalties-Yards	5-25	11-75
Possession Time	25:01	34:59
Sacks By:	0-0	2-4


INDIVIDUAL STATISTICS

Rushing: VU - Norval McKenzie 5-25; Jay Cutler 9-24; Ronald Hatcher 4-20; Kwane Doster 3-16; Matthew Tant 5-15; Benji Walker 4-9; Dan Stricker 1-0. GT - Hollings 17-153; Hatch 13-66; Daniels 9-26; Bilbo 3-15; Clinkscale 2-11; Watkins 1-5; Logan 1-3; Suggs, 3-3; Camp 1-minus 1; Team 1-minus 2.

Passing: VU - Jay Cutler 10-23-2-73; Benji Walker 3-5-0-43. GT - Suggs 10-13-0-132; Bilbo 5-11-0-50.

Receiving: VU - Ronald Hatcher 3-34; Dan Stricker 3-23; M.J. Garrett 2-9; Brandon Smith 2-9; Grant Brigham 1-32; Norval McKenzie 1-6; Kwane Doster 1-3. GT - Glover 5-54; Watkins 3-70; Bridges 3-19; Thomas 2-23; Logan 1-15; Dixon 1-1.

FURMAN 18 VANDERBILT 49



NASHVILLE, Tenn., Sept. 7 - Bobby Johnson earned his first victory as the

Vanderbilt head coach at the expense of Furman, the team he formerly directed. Behind two touchdown passes and two touchdown rushes by QB Jay Cutler, the Commodores jumped out to a 28-3 halftime lead, then stopped a Paladin comeback with fourth quarter TDs by Bara Cola and Norval McKenzie. Cutler threw for 215 yards and rushed for 107 yards and three TDs to pace the Commodore attack. Dan Stricker also had two TDs and 132 receiving yards. The 49 points scored by Vanderbilt was the most since the Commodores scored 58 points

against The Citadel in 1999. The Commodore defensive effort was led by Rushen Jones' career-high nine tackles and Brandon Walther's first career fumble recovery.

SCORING SUMMARY

TEAM	1	2	3	4	FINAL	RECORD
FURMAN	0	3	9	6	18	(0-1)
VANDERBILT	14	14	7	14	49	(1-1)

First Quarter: VU - Stricker 43-yd. pass from Cutler (Johnson kick) 13:15. VU - Stricker 59-yd. pass from Cutler (Johnson kick) 5:51. **Second Quarter:** FU - Marshall 31-yd. field goal 14:55. VU - Cutler 1-yd. run (Johnson kick) 9:21. VU - Cutler 12-yd. run (Johnson kick) 00:11. **Third Quarter:** FU - Marshall 22-yd. FG 9:58. VU - Cutler 61-yd. run (Johnson kick) 8:33. FU - Means 1-yd run (Napier rush fumbled) 2:00. **Fourth Quarter:** FU - Napier 2-yd. run (Napier pass failed) 12:00. VU - McKenzie 57-yd run (Johnson kick) 10:49. VU - Cola 3-yd. run (Johnson kick) 5:09.

GAME STATISTICS


	FURMAN	VANDERBILT
FIRST DOWNS	22	26
RUSHES-YARDS (NET)	37-100	42-344
PASSING YDS (NET)	253	213
Passes Att-Comp-Int	32-22-0	16-12-1
TOTAL OFFENSE PLAYS-YARDS	69-353	58-557
Fumble Returns-Yards	0-0	0-0
Punt Returns-Yards	2-33	3-9
Kickoff Returns-Yards	8-178	3-58
Interception Returns-Yards	1-0	0-0
Punts (Number-Avg)	4-39.8	2-45.0
Fumbles-Lost	3-3	1-1
Penalties-Yards	4-30	7-59
Possession Time	30:12	29:48
Sacks By: Number-Yards	0-0	3-29

INDIVIDUAL STATISTICS

Rushing: FU - H. Brigham 7-70; E. Emerson 5-24; T. O'Neal 3-17; L. Rembert 11-2; A. Means 3-1; B. Napier 6-minus 1; Moore 1-minus 12. VU - Jay Cutler 6-107; Norval McKenzie 11-99; Kwane Doster 12-75; Matthew Tant 3-21; Jason Bourque 2-16; Ronald Hatcher 3-15; Bara Cola 3-8; Zeke Brandon 1-3; Juan Rojas 1-0. **Passing:** FU - B. Napier 21-31-0-241; B. Moore 1-1-0-12. VU - Jay Cutler 11-14-1-215; Benji Walker 1-2-0-minus 2. **Receiving:** FU - B. Rinehart 7-127; I. West 7-82; L. Rembert 2-13; T. O'Neal 2-11; D. Carter 1-12; E. Emerson 1-6; B. Bratton 1-3; H. Brigham 1-minus 1. VU - Dan Stricker 4-132; Norval McKenzie 2-34; Brandon Smith 2-11; C. Brancheau 1-16; Tom Simone 1-14; Nick Getter 1-8; Keith Williams 1-minus 2.

Game Results

VANDERBILT 6 AUBURN 31



AUBURN, Ala., Sept. 13 - Playing on the road before a regional television audience, the Commodores could not contain Auburn's powerful running game, falling 31-6.

The Commodores were in the game midway through the third quarter when a series of mistakes ended a drive deep in Tiger territory. Auburn made Vanderbilt pay for the errors, quickly getting a score on tailback Carnell Williams' 65-yard run.

The Commodores were hurt by four turnovers, including a pair of fumbles recovered for Auburn touchdowns.

Senior linebacker Hunter Hillenmeyer played one of the finest games in defeat, contributing career highs in solo tackles (11), total tackles

(15) and tackles for loss (3). Moses Osemwegie, despite an injured leg, added a sack, two tackles for loss, and a forced fumble.

SCORING SUMMARY

TEAM	1	2	3	4	FINAL	RECORD
VANDERBILT	0	6	0	0	6	(1-2, 0-1)
AUBURN	14	0	10	7	31	(2-1, 1-0)

First Quarter: UR - Gustus 4-yd. run (Kirchner kick) 10:26. UR - Kirchner 31-yd. field goal 2:06. VU - Stricker 41-yd. pass from Zolman (Stover kick) 00:04. **Second Quarter:** UR - Gustus 1-yd. run (Kirchner kick failed) 4:06. VU - Stricker 12-yd. pass from Zolman (Stover kick) :39. **Third Quarter:** VU - Thomas 1-yd. run (Zolman rush) 11:26. VU - Thomas 1-yd. run (Zolman rush failed) 1:43. **Fourth Quarter:** UR - Fulton 3-yd. run (Kirchner kick failed) 4:14.

GAME STATISTICS

	VANDERBILT	AUBURN
FIRST DOWNS	19	19
RUSHES-YARDS (NET)	42-163	37-224
PASSING YDS (NET)	127	154
Passes Att-Comp-Int	24-13-2	20-14-0
TOTAL OFFENSE PLAYS-YARDS	66-290	57-378
Fumble Returns-Yards	0-0	2-34
Punt Returns-Yards	1-4	0-0
Kickoff Returns-Yards	3-84	3-67
Interception Returns-Yards	0-0	2-14
Punts (Number-Avg)	4-44.8	3-46.0
Fumbles-Lost	4-2	2-1
Penalties-Yards	9-60	10-86
Possession Time	31:24	28:36
Sacks By: Number-Yards	2-18	2-20


INDIVIDUAL STATISTICS

Rushing: VU - Matthew Tant 9-43; Kwane Doster 9-33; Jay Cutler 16-32; Norval McKenzie 5-31; Benji Walker 1-19; Bara Cola 1-4; Dan Stricker 1-1. AU - C. Williams 20-170; Tre Smith 6-32; Ronnie Brown 3-26; Chris Butler 6-14; Jason Campbell 1-minus 6; Daniel Cobb 1-minus 12.

Passing: VU - Jay Cutler 11-22-2-120; Benji Walker 2-2-0-7. AU - Daniel Cobb 13-18-0-143; Jason Campbell 1-2-0-11.

Receiving: VU - Brandon Smith 4-58; Dan Stricker 3-33; Tom Simone 2-22; Grant Brigham 2-7; Norval McKenzie 1-8; Keith Williams 1-minus 1. AU - Marcel Willis 6-66; Silas Daniels 2-35; Robert Johnson 1-20; Chris Butler 1-11; Ben Obomanu 1-8; Jeris McIntyre 1-6; D. Aromashodu 1-4; C. Williams 1-4.

VANDERBILT 38 OLE MISS 45



OXFORD, Miss., Sept. 20 - The Commodores fought back from a 21-point fourth quarter deficit to draw even with Ole Miss, only to witness the Rebels score a clinching touchdown in the closing minutes.

The Commodores' three fourth-quarter touchdowns was the most Vanderbilt has scored in the final stanza of SEC play since Sept. 29, 1990 against Alabama.

One of the finest individual games in Commodore history, turned in by TB Kwane Doster, was wasted in the loss. Doster rushed for 101 yards and a TD, and gained a SEC-record 243 yards on eight kickoff returns. His 344 yards in total offense was a season-high in the conference. The team's 257 rushing

yards are the most in SEC play since 1994.

The Vanderbilt defensive effort was led by three passes defended by cornerback Dominique Morris and a season-high six tackles by linebacker Eric Byrum.

SCORING SUMMARY

TEAM	1	2	3	4	FINAL	RECORD
VANDERBILT	0	7	10	21	38	(1-3, 0-2)
OLE MISS	10	6	22	7	45	(3-1, 1-0)

First Quarter: UM-Nichols 40-yd. field goal, 10:57. UM - Pearson 3-yd. run (J. Nichols kick) 00:32. **Second Quarter:** UM - Nichols 42-yd. field goal 9:12. VU -Doster 24-yd. run (G. Johnson kick) 6:29. UM -Nichols 28-yd. field goal, 00:52. **Third Quarter:** VU - Johnson 19-yd. field goal. 8:11. UM - Collins 79-yd. pass from Manning (Nichols kick) 7:34. VU - Garrett 49-yd. pass from Cutler (G. Johnson kick) 5:54. UM -Espy 78-yd. pass from Manning (Nichols kick) 5:32. UM - Pearson 5-yd. run (Pearson pass) 00:50. **Fourth Quarter:** VU - Stricker 7-yd. pass from Cutler (G. Johnson kick) 14:49. VU - Cutler 1-yd. run (G. Johnson kick) 9:13. VU - Tant 3-yd. run (G. Johnson kick) 6:51. UM - McClendon 23-yd. run (Nichols kick) 3:12.

GAME STATISTICS

	VANDERBILT	OLE MISS
FIRST DOWNS	22	21
RUSHES-YARDS (NET)	49-257	31-107
PASSING YDS (NET)	207	386
Passes Att-Comp-Int	21-11-0	41-24-0
TOTAL OFFENSE PLAYS-YARDS	70-464	72-493
Fumble Returns-Yards	0-0	0-0
Punt Returns-Yards	2-15	2-7
Kickoff Returns-Yards	8-243	4-62
Interception Returns-Yards	0-0	0-0
Punts (Number-Avg)	3-47.7	5-42.4
Fumbles-Lost	3-3	0-0
Penalties-Yards	2-10	4-35
Possession Time	33:52	26:08
Sacks By: Number-Yards	0-0	3-18

INDIVIDUAL STATISTICS


Rushing: VU - Kwane Doster 15-101; Norval McKenzie 9-101; Jay Cutler 19-34; Matthew Tant 6-21. UM - R. McClendon 8-39; Vashon Pearson 10-37; Robert Williams 6-20; Eli Manning 2-10; Rick Razzano 3-5; TEAM 2-minus 4.

Passing: VU - Jay Cutler 11-21-0-207. UM - Eli Manning 24-41-0-386.

Receiving: VU - M.J. Garrett 4-128; Tom Simone 4-50; Dan Stricker 3-29. UM - Bill Flowers 7-63; Tremaine Turner 3-32; Rick Razzano 3-18; Mike Espy 2-94; Chris Collins 2-88; Taye Biddle 2-40; Bo Hartsfield 2-15; Eric Rice 1-17; Jason Armstead 1-16; R. McClendon 1-3.

Game Results

SOUTH CAROLINA 20 VANDERBILT 14



NASHVILLE, Tenn., Sept. 28 - The Commodores followed their difficult setback against Ole Miss by taking the Gamecocks to the wire, only to lose 20-14 in front of a home crowd of 34,406.

Showing their best effort of the young season, Vanderbilt had three offensive possessions in the final quarter trailing by just a field goal, but could not sustain a game-clinching drive.

The Commodore offense was led by the rushing of Norval McKenzie (70 yards) and receiving of Dan Stricker (four catches, one TD).

The defense had a solid outing, holding USC to 398 total yards. Leading the way was Hunter Hillenmeyer with a career-high 19 tackles and

safety Jonathan Shaub, who added nine tackles, two tackles for loss, a forced fumble and an interception.

SCORING SUMMARY

TEAM	1	2	3	4	FINAL	RECORD
SOUTH CAROLINA	3	7	7	3	20	(3-2, 1-1)
VANDERBILT	0	7	7	0	14	(1-4, 0-3)

First Quarter: USC - Weaver 28-yd. field goal 1:54. **Second Quarter:** VU - Stricker 3-yd. pass from J. Cutler (G. Johnson kick) 11:04. USC - Williamson 23-yd. pass from D. Pinkins (D. Weaver kick) 00:30. **Third Quarter:** VU - M.J. Garrett 11-yd. pass from J. Cutler (G. Johnson kick) 8:58. USC - Jenkins 12-yd. run (D. Weaver kick) 4:05. **Fourth Quarter:** USC - D. Weaver 29-yd. field goal 1:41.

GAME STATISTICS

	SOUTH CAROLINA	VANDERBILT
FIRST DOWNS	24	13
RUSHES-YARDS (NET)	45-185	36-136
PASSING YDS (NET)	213	105
Passes Att-Comp-Int	25-17-1	19-10-1
TOTAL OFFENSE PLAYS-YARDS	70-398	55-241
Fumble Returns-Yards	0-0	0-0
Punt Returns-Yards	2-6	0-0
Kickoff Returns-Yards	2-50	2-51
Interception Returns-Yards	1-0	1-27
Punts (Number-Avg)	3-37.7	6-41.3
Fumbles-Lost	2-0	1-0
Penalties-Yards	7-63	6-59
Possession Time	34:27	25:33
Sacks By: Number-Yards	1-7	1-9

INDIVIDUAL STATISTICS


Rushing: USC - C. Jenkins 19-97; A. Pinnock 17-69; K. Irons 2-12; D. Turman 1-6; D. Pinkins 3-1; R. Brewer 2-1; Team 1-minus 1. VU - Norval McKenzie 12-70; Kwane Doster 10-53; Jay Cutler 7-8; Bara Cola 4-5; Dan Stricker 1-1; Matthew Tant 1-0; Team 1-minus 1.

Passing: USC - C. Jenkins 15-21-1-180; D. Pinkins 2-4-0-33.

VU - Jay Cutler 10-19-1-105.

Receiving: USC - M. Ages 5-71; T. Williamson 4-75; A. Pinnock 3-11; M. Thomas 2-minus 3; M. Goodman 1-28; R. Brewer 1-20; K. Clark 1-11. VU - Dan Stricker 5-43; M.J. Garrett 2-37; Brandon Smith 1-19; Norval McKenzie 1-5; Kwane Doster 1-1.

MIDDLE TENNESSEE 21 VANDERBILT 20



NASHVILLE, Tenn., Oct. 12 - The one-point loss to neighboring Middle Tennessee was Vanderbilt's toughest loss of the season. After scoring 17 consecutive points to go ahead 20-14, the Commodores allowed the Blue Raiders to drive 53 yards in the closing minutes to notch their second straight victory in the series.

The Commodores played without two key offensive performers; quarterback Jay Cutler and tailback Norval McKenzie, who suffered a season-ending leg injury in practice days before the VU-MTSU game.

Trailing 14-3 at halftime, Vanderbilt used the running of Benji Walker and Kwane Doster to score on three of their first five second half possessions to take the lead 20-14. An interception by the Commodores' Aaron McWhorter appeared to seal the victory, but Vanderbilt was forced to give up the possession without a first down. MTSU's nine-play clinching drive ended with 00:52 remaining on the clock.

The Vanderbilt defense held MTSU to just 295 total yards, and limited the Blue Raiders to 82 passing yards.

SCORING SUMMARY

TEAM	1	2	3	4	FINAL	RECORD
MIDDLE TENNESSEE	7	7	0	7	21	(1-5, 0-1)
VANDERBILT	3	0	7	10	20	(1-5, 0-3)

First Quarter: VU - G. Johnson 18-yd. field goal 6:07. MT - A. Hines 5-yd. run (Kelly kick) 00:51. **Second Quarter:** MT - A. Hines 12-yd. run (Kelly kick) 2:40. **Third Quarter:** VU - K. Doster 11-yd. run (G. Johnson kick) 11:37. **Fourth Quarter:** VU - G. Johnson 25-yd. field goal 12:23. VU - B. Walker 3-yd. run (G. Johnson kick) 8:30. MT - D. Hicks 2-yd. run (Kelly kick) 00:52.

GAME STATISTICS

	Middle Tenn.	Vanderbilt
FIRST DOWNS	22	16
RUSHES-YARDS (NET)	48-213	43-180
PASSING YDS (NET)	82	107
Passes Att-Comp-Int	17-8-1	23-13-2
TOTAL OFFENSE PLAYS-YARDS	65-295	66-287
Fumble Returns-Yards	0-0	0-0
Punt Returns-Yards	2--2	1-13
Kickoff Returns-Yards	3-59	4-53
Interception Returns-Yards	2-43	1-0
Punts (Number-Avg)	6-43.5	6-53.0
Fumbles-Lost	2-1	1-0
Penalties-Yards	10-83	14-141
Possession Time	28:16	31:44
Sacks By: Number-Yards	0-0	2-14

INDIVIDUAL STATISTICS


Rushing: MTSU - R. Lee 20-144; D. Hicks 10-42; A. Hines 13-31; D. Calloway 2-0; TEAM 3-minus 4. VU - Benji Walker 15-79; Kwane Doster 18-77; Matthew Tant 10-24.

Passing: MTSU - A. Hines 8-17-1-82. VU - Benji Walker 13-23-2-107.

Receiving: MTSU - T. Calico 3-40; C. Henry 2-20; W. Alsop 2-15; K. Wright 1-7. VU - Dan Stricker 4-33; Kwane Doster 3-29; Brandon Smith 3-21; M.J. Garrett 1-9; Matthew Tant 1-8; Keith Williams 1-7.

Game Results

VANDERBILT 17 GEORGIA 48



ATHENS, Ga., Oct. 19 - Georgia showed why they were undefeated entering the game by beating the Commodores at home, 48-17.

Vanderbilt had plenty of excitement before the contest, as one of the team's five charter buses - carrying defensive coaches and players - were involved in a head-on accident just 25 miles from the Georgia campus. Though several players were shaken by the wreck, no players suffered serious injuries.

After Vanderbilt scored on its first possession, Georgia closed the first half with 24 consecutive points.

Kwane Doster's 118 yards rushing was the offensive highlight for Vanderbilt. The defense was led by safety Justin Giboney (13 tackles),

Hunter Hillenmeyer (11 tackles) and linebacker Herdley Harrison (five tackles).

SCORING SUMMARY

TEAM	1	2	3	4	FINAL	RECORD
VANDERBILT	7	3	7	0	17	(1-6, 0-4)
GEORGIA	7	24	10	7	48	(7-0, 4-0)

First Quarter: UGA - F. Gibson 35-yd. pass from D. Greene (Bennett kick) 5:22. VU - J. Cutler 1-yd. run (G. Johnson kick) 2:23. **Second Quarter:** UGA - T. Edwards 65-yd. pass from D. Greene (Bennett kick) 14:48. UGA - M. Smith 14-yd. run (Bennett kick) 8:24. UGA - Bennett 32-yd. field goal 4:06. UGA - M. Smith 1-yd. run (Bennett kick) 00:51. VU - G. Johnson 46-yd. field goal 00:00. **Third Quarter:** UGA - Bennett 30 yd field goal 10:42. UGA - . Greene 11-yd. run (Bennett kick) 8:05. VU - K. Doster 9-yd. run (G. Johnson kick) 2:38. **Fourth Quarter:** UGA - B. Watson 9-yd. pass from D.J. Shockley (Bennett kick) 14:16.

GAME STATISTICS

	VANDERBILT	GEORGIA
FIRST DOWNS	21	31
RUSHES-YARDS (NET)	44-234	41-180
PASSING YDS (NET)	158	426
Passes Att-Comp-Int	20-10-0	34-28-0
TOTAL OFFENSE PLAYS-YARDS	64-392	75-606
Fumble Returns-Yards	0-0	1-6
Punt Returns-Yards	0-0	4-41
Kickoff Returns-Yards	5-85	2-34
Interception Returns-Yards	0-0	0-0
Punts (Number-Avg)	6-33.2	1-48.0
Fumbles-Lost	2-1	1-0
Penalties-Yards	2-10	10-70
Possession Time	31:06	28:54
Sacks By: Number-Yards	3-18	2-11

INDIVIDUAL STATISTICS

Rushing: VU - Kwane Doster 15-118; Jay Cutler 13-63; Jason Bourque 9-33; Matthew Tant 5-18; Dan Stricker 1-1; Bara Cola 1-1. UGA - Musa Smith 14-102; J.T. Wall 3-27; Tony Milton 8-21; Tyson Browning 4-17; Braxton Snyder 2-4; D.J. Shockley 4-4; Reggie Brown 1-3; David Greene 5-2.

Passing: VU - Jay Cutler 10-20-0-158. UGA - David Greene 20-23-0-319; D.J. Shockley 7-9-0-94; Cory Phillips 1-2-0-13; Tony Milton 0-0-0-0.

Receiving: VU - Dan Stricker 5-109; M.J. Garrett 2-49; Kwane Doster 2-5; Brandon Smith 1-minus 5. UGA - T. Edwards 7-163; B. Watson 5-50; Musa Smith 3-31; Damien Gary 3-17; B. McClendon 2-42; Tony Milton 2-23; Tyson Browning 2-20; Fred Gibson 1-35; Reggie Brown 1-20; Mario Raley 1-16; M. Johnson 1-9.

CONNECTICUT 24 VANDERBILT 28



NASHVILLE, Tenn., Oct. 26 - Quarterback Jay Cutler directed a game-clinching drive late in the fourth quarter to give Vanderbilt its 28-24 homecoming victory over Connecticut.

The final drive - five plays, 29 yards - followed an excellent Commodore defensive stand that forced the Huskies to punt deep in their territory. Cutler finished the drive with a seven-yard keeper for the score.

The final quarter was a thriller with both teams scoring two touchdowns. Connecticut went ahead midway through the quarter with an 80-yard drive, only to have Vanderbilt fight back for the victory.

The offense was led by Kwane Doster's 109 yards rushing and Cutler's ability to run (two

TDs) and pass (171 yards, one TD).

The defense was led by Dominique Morris (career-high eight tackles), Hunter Hillenmeyer (12 tackles) and interceptions by Jonathan Shaub and Brandon Walthour.

SCORING SUMMARY

TEAM	1	2	3	4	FINAL	RECORD
CONNECTICUT	7	3	0	14	24	(2-6)
VANDERBILT	0	7	7	14	28	(2-6, 0-4)

First Quarter: UCONN - Caulley 8-yd. run (M. Hickok kick) 7:22. **Second Quarter:** VU - B. Cola 3 yd. run (G. Johnson kick) 4:39. UCONN - M. Hickok 44-yd. field goal 00:47. **Third Quarter:** VU - J. Cutler 13-yd. run (G. Johnson kick) 8:46. **Fourth Quarter:** UCONN - T. Caulley 8-yd. run (M. Hickok kick) 12:40. VU - M.J. Garrett 6-yd. pass from J. Cutler (G. Johnson kick) 9:48. UCONN - T. Collins 12-yd. pass from D. Orlovsky (M. Hickok kick) 6:56. VU - J. Cutler 7-yd. run (G. Johnson kick) 1:14.

GAME STATISTICS

	CONNECTICUT	VANDERBILT
FIRST DOWNS	16	21
RUSHES-YARDS (NET)	22-101	51-221
PASSING YDS (NET)	236	171
PASSES ATT-COMP-INT	35-23-2	18-11-0
TOTAL OFFENSE PLAYS-YARDS	57-337	69-392
FUMBLE RETURNS-YARDS	0-0	0-0
PUNT RETURNS-YARDS	2-21	6-69
KICKOFF RETURNS-YARDS	2-40	3-55
INTERCEPTION RETURNS-YARDS	0-0	2-38
PUNTS (NUMBER-AVG)	7-38.0	5-41.4
FUMBLES-LOST	1-0	4-2
PENALTIES-YARDS	5-37	4-41
POSSESSION TIME	26:40	33:20
SACKS BY: NUMBER-YARDS	2-18	0-0

INDIVIDUAL STATISTICS


Rushing: UConn - Caulley, Terry 19-95; Orlovsky, Dan 1-4; Anderson, Deon 2-2. VU - Kwane Doster 24-109; Matthew Tant 8-65; Jay Cutler 15-54; Bara Cola 1-3; Team 3-minus 10.

Passing: UConn - Orlovsky, Dan 23-35-2-236. VU - Jay Cutler 11-18-0-171.

Receiving: UConn - Caulley, Terry 5-20; Wilson, O'Neil 4-38; Timko, Wes 4-29; Collins, Tommy 3-41; Williams, Jason 2-56; Young, Brandon 2-31; Feldensen, Shaun 1-20; Hill, Cliff 1-6; Anderson, Deon 1-minus 5. VU - Dan Stricker 3-54; Brandon Smith 3-34; M.J. Garrett 2-48; Matthew Tant 2-25; Kwane Doster 1-10.

Game Results

ALABAMA 30 VANDERBILT 8



NASHVILLE, Tenn., Nov. 2 - Alabama's physical front lines were simply too much for the Commodores as the Crimson Tide took a 30-8 victory.

As Vanderbilt struggled to get its offense established against the talented Alabama defense, the Commodore defense had trouble stopping the dual-threat offered by quarterback Tyler Watts and tailback Shaud Williams.

The Alabama defense held Vanderbilt to just nine first downs and 162 total yards. Nearly half of the total came on the Commodores fourth quarter touchdown drive.

Injuries forced Coach Bobby Johnson to insert eight freshmen into the starting lineup against Alabama.

Linebacker Hunter Hillenmeyer again paced the Commodore defense. In defeat, he netted 15 total tackles, three quarterback hurries and a sack.

SCORING SUMMARY

TEAM	1	2	3	4	FINAL	RECORD
ALABAMA	7	6	7	10	30	(7-2, 4-1)
VANDERBILT	0	0	0	8	8	(2-7, 0-5)

First Quarter: UA - T. Watts 9-yd. run (K. Robinson kick) 10:04. **Second Quarter:** UA - K. Robinson 36-yd. field goal 11:28. UA - K. Robinson 22-yd. field goal 00:30. **Third Quarter:** UA - S. Williams 9-yd. run (K. Robinson kick) 7:47. **Fourth Quarter:** UA - K. Robinson 42-yd. field goal 14:48. UA - D. Fulgham 41-yd. pass from B. Croyle (K. Robinson kick) 12:30. VU - D. Stricker 10-yd. pass from J. Cutler (B. Smith pass) 5:43.


GAME STATISTICS

	ALABAMA	VANDERBILT
FIRST DOWNS	24	9
RUSHES-YARDS (NET)	45-157	29-46
PASSING YDS (NET)	271	116
Passes Att-Comp-Int	31-21-0	18-7-1
TOTAL OFFENSE PLAYS-YARDS	76-428	47-162
Fumble Returns-Yards	0-0	0-0
Punt Returns-Yards	6-34	3-7
Kickoff Returns-Yards	2-33	7-126
Interception Returns-Yards	1-2	0-0
Punts (Number-Avg)	5-39.0	8-43.4
Fumbles-Lost	1-0	4-1
Penalties-Yards	7-45	5-35
Possession Time	36:22	23:38
Sacks By: Number-Yards	3-11	1-11

INDIVIDUAL STATISTICS

Rushing: UA - T. Watts 14-55; S. Williams 10-52; R. Hudson 8-43; S. Pennington 3-11; S. Beard 8-7; B. Croyle 2-minus 11. VU - Kwane Doster 15-33; Matthew Tant 4-21; Jason Bourque 1-0; Team 1-minus 1; Jay Cutler 8-minus 7.
Passing: UA - T. Watts 15-21-0-176; B. Croyle 5-9-0-94; S. Pennington 1-1-0-1. VU - Jay Cutler 7-18-1-116.
Receiving: UA - T. Luke 9-102; D. Fulgham 5-92; S. Collins 2-30; S. Williams 1-13; D. Cavan 1-12; G. McLain 1-11; B. Greer 1-10; T. Ward 1-1. VU - Kwane Doster 2-43; M.J. Garrett 2-37; Matthew Tant 1-15; Brandon Smith 1-11; Dan Stricker 1-10.

FLORIDA 21 VANDERBILT 17



NASHVILLE, Tenn., Nov. 9 - Vanderbilt held powerful Florida and quarterback Rex Grossman scoreless through the second half, but could not muster enough offense to pull off the victory in a 21-17 loss on campus.

The Commodores pulled to within four at 21-17 after an 80-yard drive in the third quarter, then could not convert on one of four late offensive possessions to topple the favored Gators.

Despite several key injuries, the Commodore defense played its best game of the season. The Commodores held Grossman in check for much of the day as the signal caller threw for just 170 yards and no TDs. It was the first time in two years that Vanderbilt held an SEC

foe scoreless in the second half. The effort was led by 16 tackles, a sack and forced fumble by Hunter Hillenmeyer.

On offense, Doster became Vanderbilt's all-time leading freshman rusher, breaking Jermaine Johnson's 1995 record.

SCORING SUMMARY

TEAM	1	2	3	4	FINAL	RECORD
FLORIDA	7	14	0	0	21	(7-3, 4-2)
VANDERBILT	3	7	7	0	17	(2-8, 0-6)

First Quarter: UF - E. Graham 1-yd. run (M. Leach kick) 12:07. VU - G. Johnson 40-yd. field goal 10:17. **Second Quarter:** UF - R. Carthon 1-yd. run (M. Leach kick) 13:45. VU - M. Tant 1-yd. run (G. Johnson kick) 9:42. UF - R. Grossman 1-yd. run (M. Leach kick) 5:30. **Third Quarter:** VU - J. Cutler 1-yd. run (G. Johnson kick) 7:30.

GAME STATISTICS

	FLORIDA	VANDERBILT
FIRST DOWNS	21	15
RUSHES-YARDS (NET)	44-223	41-173
PASSING YDS (NET)	170	94
Passes Att-Comp-Int	32-17-0	26-10-2
TOTAL OFFENSE PLAYS-YARDS	76-393	67-267
Fumble Returns-Yards	0-0	0-0
Punt Returns-Yards	2-6	2-63
Kickoff Returns-Yards	2-45	1-16
Interception Returns-Yards	2-39	0-0
Punts (Number-Avg)	6-31.0	6-43.5
Fumbles-Lost	2-0	0-0
Penalties-Yards	8-55	6-55
Possession Time	30:12	29:48
Sacks By: Number-Yards	2-12	1-8

INDIVIDUAL STATISTICS


Rushing: UF - Earnest Graham 24-125; Ran Carthon 14-83; Rex Grossman 4-11; Clatrick Fason 1-5; TEAM 1-minus 1. VU - Jay Cutler 16-81; Kwane Doster 17-72; Matthew Tant 8-20.

Passing: UF - Rex Grossman 17-32-0-170. VU - Jay Cutler 10-26-2-94.

Receiving: UF - Carlos Perez 5-36; Kelvin Knight 2-29; Ran Carthon 2-24; Keiwan Ratliff 2-18; Aaron Walker 2-17; Ben Troupe 1-20; O.J. Small 1-16; D. Carpenter 1-8; Earnest Graham 1-2. VU - Dan Stricker 5-46; Matthew Tant 2-20; Kwane Doster 2-18; M.J. Garrett 1-10.

Game Results

VANDERBILT 21 KENTUCKY 41



LEXINGTON, Ky., Nov. 16 - The 20-point final margin does not tell the full story as Vanderbilt took the Wildcats to the wire on a wet, chilly day before allowing a pair of touchdowns in the final seconds.

The Commodores trailed 28-7 early in the second quarter before Jay Cutler, Dan Stricker and tailback Kwane Doster sparked a two-touchdown rally to close the margin to 28-21. The Commodores failed to tie the score with a pair of unsuccessful possessions in the fourth quarter.

Cutler threw for a pair of touchdowns, including one to Stricker, who made several outstanding catches on the day. Doster also rushed for 111 yards before leaving in the

third quarter with an ankle sprain.

The Vanderbilt defense, which held quarterback Jared Lorenzen without a TD pass, was paced by Jonathan Shaub, who picked off one pass and assisted with another.

SCORING SUMMARY

TEAM	1	2	3	4	FINAL	RECORD
VANDERBILT	7	7	7	0	21	(2-9, 0-7)
KENTUCKY	21	7	0	13	41	(7-4, 3-4)

First Quarter: UK - Pinner, 23-yd. run (Begley kick) 12:46. VU - T. Simone 38-yd. pass from J. Cutler (G. Johnson kick) 4:08. UK - D. Abney 95-yd. kickoff ret. (Begley kick) 3:45. A. Pinner 2-yd. run (Begley kick) 2:17. **Second Quarter:** UK - A. Pinner 16-yd. run (Begley kick) 10:39. VU - D. Stricker 19-yd. pass from J. Cutler (G. Johnson kick) 00:11. **Third Quarter:** VU - J. Cutler 1-yd. run (G. Johnson kick) 00:51. **Fourth Quarter:** UK - A. Pinner 1-yd. run (Begley kick) 00:16. UK - Grigsby fumble recovery in end zone 00:00.


GAME STATISTICS

	VANDERBILT	KENTUCKY
FIRST DOWNS	16	18
RUSHES-YARDS (NET)	40-102	40-228
PASSING YDS (NET)	176	128
Passes Att-Comp-Int	26-11-0	23-14-2
TOTAL OFFENSE PLAYS-YARDS	66-278	63-356
Fumble Returns-Yards	0-0	0-0
Punt Returns-Yards	2-4	5-28
Kickoff Returns-Yards	5-79	4-169
Interception Returns-Yards	2-5	0-0
Punts (Number-Avg)	9-40.1	5-47.8
Fumbles-Lost	2-2	1-0
Penalties-Yards	4-29	6-54
Possession Time	31:19	28:11
Sacks By: Number-Yards	1-10	1-9

INDIVIDUAL STATISTICS

Rushing: VU - Kwane Doster 22-111; Matthew Tant 3-8; Jason Bourque 1-7; Bara Cola 1-2; Jay Cutler 12-minus 6; Team 1-minus 20. UK - Artose Pinner 31-224; Tommy Cook 1-12; Alexis Bwenge 1-6; Derek Abney 1-3; Mike Kamphake 1-1; Jared Lorenzen 3-minus 6; TEAM 2-minus 12.
Passing: VU - Jay Cutler 11-26-0-176. UK - Jared Lorenzen 14-23-2-128.
Receiving: VU - Dan Stricker 6-96; M.J. Garrett 3-39; Tom Simone 1-38; Jason Bourque 1-3. UK - Derek Abney 4-31; Artose Pinner 4-25; Aaron Boone 2-28; Chris Bernard 2-26; Tommy Cook 1-12; Ernest Simms 1-6.

TENNESSEE 24 VANDERBILT 0



NASHVILLE, Tenn., Nov. 23 - The Commodores, discimated by injuries, could find no offense to combat Tennessee as Vanderbilt fell in the Nashville Coliseum, 24-0.

For all but one offensive series, Vanderbilt was hindered without the services of starting quarterback Jay Cutler and record-breaking tailback Kwane Doster. The Commodores managed only 196 yards of offense, and had no solution to Tennessee's running attack led by tailback Cedric Houston. Vanderbilt also was hurt by three costly turnovers and nine penalties.

Linebacker Hunter Hillenmeyer ended his collegiate career in superb fashion, tying a career high with 19 tackles, three tackles for

loss and a quarterback sack. Senior safety Justin Giboney also contributed 13 total tackles.

SCORING SUMMARY

TEAM	1	2	3	4	FINAL	RECORD
TENNESSEE	9	9	3	3	24	(7-4, 4-3)
VANDERBILT	0	0	0	0	0	(2-10, 0-8)

First Quarter: UT - J. Davis 1-yd. run (Walls kick) 10:11. UT - Team safety 1:24. **Second Quarter:** UT - Houston 3-yd. run (pass failed) 11:49. UT - Walls 28-yd. field goal 4:05. **Third Quarter:** UT - Walls 33-yd. field goal 7:26. **Fourth Quarter:** UT - Walls 38-yd. field goal 3:38.

GAME STATISTICS

	TENNESSEE	VANDERBILT
FIRST DOWNS	22	11
RUSHES-YARDS (NET)	50-242	33-117
PASSING YDS (NET)	129	79
Passes Att-Comp-Int	23-13-0	18-7-1
TOTAL OFFENSE PLAYS-YARDS	73-371	51-196
Fumble Returns-Yards	0-0	0-0
Punt Returns-Yards	2-11	1-2
Kickoff Returns-Yards	2-20	5-81
Interception Returns-Yards	1-0	0-0
Punts (Number-Avg)	4-40.2	4-51.5
Fumbles-Lost	1-0	5-1
Penalties-Yards	5-38	9-48
Possession Time	36:49	23:11
Sacks By: Number-Yards	1-4	1-3

INDIVIDUAL STATISTICS

Rushing: UT - Cedric Houston 25-140; Derrick Tinsley 8-48; Jabari Davis 9-26; Leonard Scott 1-15; James Banks 3-11; Troy Fleming 2-9; Casey Clausen 1-minus 3; Jonathan Wade 1-minus 4. VU - Matthew Tant 13-70; Benji Walker 9-36; Jason Bourque 5-9; Clark Lea 1-5; Jay Cutler 2-3; Greg Johnson 1-minus 2; Lorenzo Parker 2-minus 4.
Passing: UT - Casey Clausen 12-22-0-120; James Banks 1-1-0-9. VU - Benji Walker 6-13-1-81; Jay Cutler 1-5-0-minus 2.
Receiving: UT - Tony Brown 3-40; Montrell Jones 3-37; Jason Witten 2-20; Jonathan Wade 2-15; Leonard Scott 2-10; Troy Fleming 1-7. VU - Brandon Smith 2-15; Dan Stricker 2-12; Nick Getter 1-33; M.J. Garrett 1-16; Matthew Tant 1-3.