


Game Results

MIDDLE TENNESSEE 37 VANDERBILT 28



Nashville, Tenn., Aug. 30 - Vanderbilt's most productive quarter in nearly two years wasn't enough to stop Middle Tennessee from pulling an opening-season 37-28 upset in front of 39,885 fans. The Commodores lost despite one of the greatest receiving games in Vanderbilt history by junior wideout M.J. Garrett. The Old Hickory, Tenn. native, who entered the game with 12 career catches, had eight receptions for 219 yards, including a 73-yarder in the second quarter that put Vanderbilt ahead 28-24 at the half. The 219-yard effort was the second highest single-game accumulation ever by a VU receiver. After two touchdowns by halfback Dwone Hicks gave Middle Tennessee an early 14-0

lead, Vanderbilt scored 28 points in the second quarter to gain the four-point half-time margin. The points were provided on runs by Rodney Williams and Lew Thomas, and touchdown passes from Greg Zolman to Dan Stricker and Garrett. The 28-point outburst was Vanderbilt's highest since Oct. 9, 1999 against The Citadel. Midway through the third quarter, the Commodores lost the lead on an 80-yard drive by MTSU, culminated by Hicks' fourth rushing touchdown. The Commodores failed on several opportunities late in the game to regain control, including a dropped TD pass and a field goal miscue from 23 yards. Besides Garrett's performance, Zolman passed for 300 yards and Thomas showed promise, gaining 72 yards on just seven carries.

SCORING SUMMARY

MIDDLE TENNESSEE	14	10	6	7	37
VANDERBILT	0	28	0	0	28


First Quarter: MT - Hicks 1-yard run (Kelly kick) 5:48. MT - Hicks 1-yard run (Kelly kick) 1:05. **Second Quarter:** VU - Williams 3-yard run (Folino kick) 14:50. VU - Thomas 26 yd run (Folino kick) 7:54. MT - Kelly 22-yard field goal, 5:05. VU - Stricker 48-yard pass from Zolman (Folino kick), 2:49. MT - Hicks 1-yard run (Kelly kick), :54. VU - Garrett 73 yd pass from Zolman (Folino kick) :33. **Third quarter:** MT - Hicks 2-yard run (kick failed), 4:20. **Fourth quarter:** MT - Counts 9-yard run (Kelly kick) :21.

GAME STATISTICS	MT	VU
First Downs	37	17
Rushes-Yards (Net)	52-300	28-177
Passing Yards (Net)	308	300
Passes Att-Comp-Int	36-27-0	32-13-0
Total Offense Plays-Yards	88-608	60-477
Fumble Returns-Yards	0-0	0-0
Punt Returns-Yards	2-20	3-26
Kickoff Returns-Yards	3-52	4-98
Interception Returns-Yards	0-0	0-0
Punts (Number-Avg)	3-42.7	5-43.6
Fumbles-Lost	2-1	2-0
Penalties-Yards	9-56	11-83
Possession Time	39:55	20:05
Sacks By: Number-Yards	0-0	2-15

INDIVIDUAL STATISTICS

Rushing: VU - Thomas, 7-71; Williams, 12-60; Stricker, 2-25; Young, 2-23; Zolman, 3-11; Mathenia, 1-1; MT - Hicks, 37-203; Lee, 7-48; Wright, 2-31; Counts, 6-18. **Passing:** VU - Greg Zolman, 13-32-0-300. MT - Counts, 27-36-0-308. **Receiving:** VU - M.J. Garrett, 8-219; Stricker, 3-70; Hasanoglu, 1-9; Williams, 1-2. MT - Newson, 9-113; Calico, 6-83; H. Johnson, 5-48; Youell, 4-34; Lee, 2-22; Payne, 1-8.

ALABAMA 12 VANDERBILT 9



Nashville, Tenn., Sept. 8 - The Commodores went toe-to-toe with Alabama before falling 12-9 in front of 37,318 spectators and a regional television audience. In the closing seconds, Vanderbilt missed an opportunity to send the game into overtime. The Commodore defense played superb, holding the Tide to 357 total yards and the first SEC opponent without a touchdown since Nov. 6, 1993 (vs. Kentucky). Chuck Folino kicked three field goals and punter Joe Webb had a career day, averaging 57 yards on three attempts, including a career-long, 78-yarder. Besides Webb's performance, the Commodores received career highs from running back Lew Thomas (89 yards on 10 carries), Brandon Smith (73 yards on three receptions) and true freshman Jason Mathenia (three catches for 41 yards). Zolman completed passes to eight different receivers. Defensively, linebacker Antuan Bradford had 12 tackles while end Chuck Losey added a forced fumble.

SCORING SUMMARY

ALABAMA	0	6	3	3	12
VANDERBILT	3	3	0	3	9

First Quarter: VU - Folino, 20-yard field goal, 3:09. **Second Quarter:** UA - Thomas 35-yard field goal, 11:35. UA - Thomas, 26-yard field goal, 4:50. VU - Folino, 25-yard field goal, :20. **Third Quarter:** UA - Thomas, 31-yard field goal, 1:32. **Fourth Quarter:** VU - Folino, 38-yard field goal, 7:50. UA - Thomas, 27-yard field goal, 5:01.

GAME STATISTICS


	UA	VU
First Downs	17	20
Rushes-Yards (net)	43-229	35-143
Passing Yards (net)	128	253
Passes Att-Comp-Int	17-10-0	35-17-0
Total Offense - Plays/Yards	60-357	70-396
Fumble Returns-Yards	0-0	0-0
Punt Returns-Yards	1-12	0-0
Kickoff Returns-Yards	4-126	2-48
Interception Returns-Yards	0-0	0-0
Punts (Number-Avg)	3-28.3	3-57.0
Fumbles-Lost	1-0	4-1
Penalties-Yards	4-30	6-33
Possession Time	30:19	29:41
Sacks By: Number-Yards	1-7	2-12

INDIVIDUAL STATISTICS

Rushing: UA - Galloway, 24-144; Hudson, 11-69; Watts, 8-16. VU - Thomas, 10-89; Williams, 14-32; Stricker, 3-16; Mathenia, 1-7; Greg Zolman, 6-5; Team 1-minus 6. **Passing:** UA - Watts 10-17-0-128. VU - Zolman, 17-34-0-253; Stricker 0-1-0-0. **Receiving:** UA - Carter, 3-30; Luke, 2-28; Jones, 2-28; Sanders, 1-26; Collins, 1-8; Milons, 1-8. VU - Stricker, 3-75; Smith, 3-73; Mathenia, 3-41; Williams, 3-23; Hatcher, 2-27; Garrett, 1-9; Thomas, 1-5; N. Hasanoglu, 1-0.

Game Results

RICHMOND 22 VANDERBILT 28



Nashville, Tenn., Sept. 22 - One week after the SEC postponed all games due to the Sept. 11th attacks, the Commodores captured their first 2001 win with a 28-22 victory over visiting Richmond. The win didn't come early as Richmond, coming off a narrow loss to cross-state rival Virginia, jumped out to a 10-0 first quarter lead and a 16-14 halftime margin. In the second half, the Commodores controlled much of the game. The defense limited Richmond to six points and 145 total yards. Greg Zolman lead the VU attack with 236 passing yards, two touchdowns and no interceptions, connecting with nine different receivers, including six passes to Stricker for 84 yards.

Ronald Hatcher had his finest game receiving, hauling in three catches for 61 yards, including a career-high 54 yarder. Thomas was the top rusher and achieved a career high for the third consecutive game, gaining 93 yards on 15 carries. Freshman linebacker Pat Brunner paced the defense with 10 tackles. Safety Justin Giboney added nine tackles, while linebackers Antuan Bradford and Nate Morrow contributed eight and seven tackles, respectively.

SCORING SUMMARY

RICHMOND	10	6	0	6	22
VANDERBILT	7	7	14	0	28

First Quarter: UR - Gustus 4-yd run (Kirchner kick) 10:26. UR - Kirchner 31-yd field goal 2:06. VU - Stricker 41-yd pass from Zolman (Stover kick) :04. **Second Quarter:** UR - Gustus 1-yd run (Kirchner kick failed) 4:06. VU - Stricker 12-yd pass from Zolman (Stover kick) :39. **Third Quarter:** VU - Thomas 1-yd run (Zolman rush) 11:26. VU - Thomas 1-yd run (Zolman rush failed) 1:43. **Fourth Quarter:** UR - Fulton 3-yd run (Kirchner kick failed) 4:14.

GAME STATISTICS

	UR	VU
First Downs	17	16
Rushes-Yards (net)	51-169	26-116
Passing Yards (net)	141	236
Passes Att-Comp-Int	18-8-0	32-20-0
Total Offense Plays-Yards	69-310	58-352
Fumble Returns-Yards	0-0	0-0
Punt Returns-Yards	2-15	2-20
Kickoff Returns-Yards	4-88	5-79
Interception Returns-Yards	0-0	0-0
Punts (Number-Avg)	4-34.5	5-32.8
Fumbles-Lost	2-0	1-1
Penalties-Yards	8-66	7-44
Possession Time	35:47	24:13
Sacks By: Number-Yards	0-0	0-0


INDIVIDUAL STATISTICS

Rushing: UR - Gustus 18-54; Purnell 8-35; Wills 6-30; Diggs 5-21; Fulton 6-20; Edwards 4-18; Roane 2-7; Alkebu-Lan 1-4; Team 1-minus 20. VU - Thomas 15-93; Greg Zolman 3-9; Hasanoglu 1-9; Williams 6-5; Hatcher 1-0.

Passing: UR - Gustus 6-14-0-125; Wills 2-4-0-16. VU - Zolman 20-32-0-236.

Receiving: UR - McNair 3-69; Roane 3-52; Purnell 2-20. VU - Stricker 6-84; Garrett 4-46; Hatcher 3-61; Hasanoglu 2-15; Simone 1-10; Mathenia 1-9; Brancheau 1-7; Thomas 1-3; Robinson 1-1.

AUBURN 24 VANDERBILT 21



Nashville, Tenn., Sept. 29 - One week after battling Alabama to the wire, Vanderbilt found itself in the same situation against another SEC foe, Auburn, before 39,366 spectators. This game would prove even more heart-breaking, resulting in a 24-21 loss. The Commodores played their finest game of the year, holding the Tigers to 24 rushing yards in the second half while controlling tempo with an effective offense. Yet, Auburn walked off with the win. VU fans watched the emergence of RB Lew Thomas, who shredded the Auburn defense in a fourth consecutive career performance, piling up 173 yards and two touchdowns on 27 carries. The Commodores showed plenty of heart, battling back three

times to tie the score. Down 24-21, the 'Dores moved 54 yards to the Auburn 26, but was unsuccessful with a fake field goal with just :37 seconds left. Nate Morrow had eight tackles to top the Vanderbilt defense. Linebacker Hunter Hillenmeyer and Lorenzo Parker contributed fumble recoveries for the Commodores. Defensive end Chuck Losey had a forced fumble in the effort.

SCORING SUMMARY

AUBURN	7	0	14	3	24
VANDERBILT	0	0	14	7	21

First Quarter: AU - Williams 51-yd run (Duval kick) 12:52. **Third Quarter:** VU - Thomas 4-yd run (Stover kick) 8:43. AU - Johnson 35-yd pass from Campbell (Duval kick) 7:34. VU - Thomas 2-yd run (Stover kick) 3:50. AU - Williams 1-yd run (Duval kick) :50. **Fourth Quarter:** VU - Stricker 4-yd pass from Zolman (Stover kick) 11:42. AU - Duval 49-yd field goal 2:58.

GAME STATISTICS

	AU	VU
First Downs	13	18
Rushes-Yards (net)	28-107	37-168
Passing Yards (net)	247	162
Passes Att-Comp-Int	24-17-0	43-20-1
Total Offense Plays-Yards	52-354	80-330
Fumble Returns-Yards	0-0	0-0
Punt Returns-Yards	3-6	2-4
Kickoff Returns-Yards	3-57	2-45
Interception Returns-Yards	1-22	0-0
Punts (Number-Avg)	6-45.5	7-37.0
Fumbles-Lost	4-2	1-1
Penalties-Yards	10-89	5-50
Possession Time	26:11	33:49
Sacks By: Number-Yards	1-11	2-25

INDIVIDUAL STATISTICS


Rushing: AU - Williams 6-56; Moore 11-23; Campbell 9-22; Brandon Johnson 1-7; Team 1-minus 1. VU - Thomas 27-173; Williams 3-8; Team 1-minus 1; Purkey 1-minus 2; Zolman 5-minus 10.

Passing: AU - Campbell 17-24-0-247. VU - Zolman 20-42-1-162; Stricker 0-1-0-0.

Receiving: AU - Willis 4-87; Johnson 4-56; Carter 3-38; Moore 3-38; Diamond 1-11; Green 1-10; Walkins 1-7. VU - Stricker 6-63; Garrett 3-16; Hasanoglu 2-26; Rodney Williams 2-13; Simone 2-9; Young 2-5; Smith 1-19; Hatcher 1-8; Lew Thomas 1-3.

Game Results

GEORGIA 30 VANDERBILT 14



NASHVILLE, Tenn., Oct. 13 - The Commodores played hard in front of a homecoming audience, but fell to the talented Bulldogs 30-14. The final score easily could have been different. The Commodores' first and last drives of the game ended unsuccessfully at the Ga 1. Another fourth quarter drive resulted in a missed 38-yard field goal. Vanderbilt managed 23 first downs and 436 total yards on the Georgia defense, and controlled the clock, 34:40-25:20, by running a season-high 88 offensive plays. Greg Zolman passed for 316 yards, completing 24 of 50 attempts. Lew Thomas gained 75 yards on 23 carries. Dan Stricker had an outstanding game, catching eight passes for 137 yards. Linebacker Antuan

Bradford led the defensive effort with 11 total tackles. He was supported by safety Justin Giboney (eight tackles) and linebacker Pat Brunner (six tackles).

SCORING SUMMARY

GEORGIA	14	10	6	0	30
VANDERBILT	0	7	7	0	14

First Quarter: UG - Smith 3-yd run (Bennett kick) 13:41. UG - Smith 40-yd run (Bennett kick) 1:07. **Second Quarter:** UG - Gibson 58-yd pass from Greene (Bennett kick) 6:53. VU - Garrett 8-yd pass from Zolman (Folino kick) :30. UG - Bennett 27-yd field goal :00. **Third Quarter:** VU - Zolman 1-yd run (Folino kick) 3:23. UG - Edwards 17-yd pass from Greene (Bennett rush fumbled) :09.


GAME STATISTICS

	GA	VU
First Downs	20	23
Rushes-Yards (net)	31-139	38-120
Passing Yards (net)	305	316
Passes Att-Comp-Int	26-19-0	50-24-0
Total Offense Plays-Yards	57-444	88-436
Fumble Returns-Yards	0-0	0-0
Punt Returns-Yards	1-0	3-11
Kickoff Returns-Yards	2-49	3-39
Interception Returns-Yards	0-0	0-0
Punts (Number-Avg)	5-45.8	7-36.3
Fumbles-Lost	3-3	3-1
Penalties-Yards	12-76	9-79
Possession Time	25:20	34:40
Sacks By: Number-Yards	1-14	2-12

INDIVIDUAL STATISTICS

Rushing: UG - Smith 9-69; Haynes 7-25; Gibson 1-22; Sanks 4-21; Bailey 3-12 VU - Thomas 23-75; Williams 3-28; Stricker 1-15; Mathenia 2-14; Zolman 8-minus 1.
Passing: UG - Greene 19-26-0-305. VU - Zolman 24-50-0-316.
Receiving: UG - Gibson 6-106; Haynes 3-88; McMichael 3-44; Edwards 3-35; Mitchell 2-13; Watson 1-10; Bailey 1-9. VU - Stricker 8-137; Mathenia 6-78; Thomas 4-27; Garrett 2-17; Simone 2-6; Young 1-49; Hasanoglu 1-2.

VANDERBILT 14 SOUTH CAROLINA 46



COLUMBIA, S.C., Oct. 20 - Moments into the second half, just as Vanderbilt entertained visions of an upset, South Carolina took command in a 46-14 win. Early in the second half, the Commodores pulled within five, 19-14, on a Greg Zolman pass to Tom Simone after safety Harold Lercius' interception. The 'Dores did not get closer as the Gamecocks scored the final 27 points. Vanderbilt suffered a key injury, losing fifth-year senior offensive guard Duncan Cave for the season to a broken ankle. Besides Lercius' effort, linebacker Antuan Bradford had a career-high 16 tackles for the Commodores.

SCORING SUMMARY

VANDERBILT	0	7	7	0	14
USC	14	5	13	14	46

First Quarter: SC - Scott 41-yd pass from Petty (Weaver kick) 11:07. SC - Watson 7-yd run (Weaver kick) 2:12. **Second Quarter:** VU - Zolman 1-yd run (Folino kick) 8:24. SC - Weaver 42-yd field goal 5:05. SC - Team safety 1:01. **Third Quarter:** VU - Simone 19-yd pass from Zolman (Folino kick) 13:22. SC - Pinnock 15-yd run (Weaver kick) 10:05. SC - Donnings 14-yd pass from Petty (Petty rush failed) 5:17. **Fourth Quarter:** SC - Jenkins 5-yd run (Weaver kick) 13:44. SC - Ham 10-yd pass from Pinkins (Weaver kick) 7:58.

GAME STATISTICS


	VU	USC
First Downs	8	34
Rushes-Yards (net)	28-68	63-356
Passing Yards (net)	126	300
Passes Att-Comp-Int	20-7-2	27-17-1
Total Offense Plays-Yards	48-194	90-656
Fumble Returns-Yards	0-0	0-0
Punt Returns-Yards	0-0	3-32
Kickoff Returns-Yards	8-199	4-122
Interception Returns-Yards	1-34	2-37
Punts (Number-Avg)	6-47.0	2-33.5
Fumbles-Lost	0-0	0-0
Penalties-Yards	7-44	10-78
Possession Time	22:23	37:37
Sacks By: Number-Yards	1-7	1-6

INDIVIDUAL STATISTICS

Rushing: VU- Thomas 15-51; Williams 5-24; Zolman 4-18; Stricker 3-minus 3. SC - Watson 15-105; Pinnock 13-105; Jenkins 7-37; Brewer 6-34; Echols 5-24; Petty 9-24; Gary 3-11; Gray 2-8; Pinkins 1-6; Alexander 1-4; Team 1-minus 2.
Passing: VU - Zolman 7-20-2-126. SC - Petty 13-21-1-208; D. Pinkins 2-3-0-18; Jenkins 2-3-0-74.
Receiving: VU- Thomas 2-35; Simone 2-26; Mathenia, 2-17; Stricker 1-48. SC - Scott 6-143; Brewer 3-69; Thomas 2-21; Donnings 1-14; Pinnock 1-14; Alexander 1-14; Ham 1-10; Gause 1-8; Watson 1-7.

Game Results

VANDERBILT 42 DUKE 28



Durham, N.C., Oct. 27 - Rodney Williams, in support of injured running back Lew Thomas, ran for 155 yards and two touchdowns as Vanderbilt notched a 42-28 victory over Duke. Williams had an extremely productive day despite losing a pair of fumbles. He ran 18 times, averaging 8.6 yards per carry, and had a game-high rush of 56 yards. QB Greg Zolman, shaken in the opening series, completed just eight of 18 attempts, but threw touchdown passes of 54 yards to M.J. Garrett and 45 yards to Dan Stricker. The VU running game had its most productive game. Thomas, who entered the game as the SEC's second leading rusher, was superb early, gaining 123 yards on just eight carries. Thomas' season

ended when he suffered multiple fractures in his right foot. The Commodore defense contributed to the win with several big plays, including a season-high four interceptions, a fumble recovery and two quarterback sacks. Justin Giboney had two interceptions and three deflected passes. A 48-yard interception return by cornerback Aaron McWhorter led to a two-play scoring drive, while Lorenzo Parker's first collegiate interception stopped another Duke drive. Antuan Bradford was in on 15 tackles and forced a fumble.

SCORING SUMMARY

VANDERBILT	0	14	21	7	42
DUKE	7	7	0	14	28

First Quarter: DU - Wade 1-yd run (Garber kick) 3:38. **Second Quarter:** **Second Quarter:** VU - Stricker 45-yd pass from Zolman (Folino kick) 14:48. VU - Williams 1-yd run (Chuck Folino kick) 6:58. DU - Brzezinski 4-yd pass from Bryant (Garber kick) 3:30. **Third Quarter:** VU - Williams 2-yd run (Folino kick) 12:28. VU - Garrett 54-yd pass from Zolman (Folino kick) 8:46. VU - Mathenia 13-yd run (Folino kick) :49. **Fourth Quarter:** 11:57 DU - Bryant 1-yd run (Garber kick failed). DU - Hart 31-yd pass from Bryant (Hart pass) 9:07. VU - Zolman 6-yd run (Folino kick) 7:54.

GAME STATISTICS

	VU	DU
First Downs	16	28
Rushes-Yards (net)	40-338	57-238
Passing Yards (net)	175	299
Passes Att-Comp-Int	19-9-0	37-20-4
Total Offensive Plays-Yards	59-513	94-537
Fumble Returns-Yards	0-0	0-0
Punt Returns-Yards	2-39	2-8
Kickoff Returns-Yards	3-63	5-90
Interception Returns-Yards	4-48	0-0
Punts (Number-Avg)	4-37.8	3-39.0
Fumbles-Lost	4-2	3-1
Penalties-Yards	7-86	7-55
Possession Time	23:33	36:27
Sacks By: Number-Yards	2-20	1-4


INDIVIDUAL STATISTICS

Rushing: VU - Williams 18-155; Thomas 8-123; Zolman 10-32; Mathenia 2-16; Stricker 1-9; Hatcher 1-3. Duke - Douglas, 29-169; Wade, 16-39; Sharpe, 1-13; Moore, 2-11; Dargan, 1-3; Bryant, 8-3.

Passing: VU - Zolman 8-18-0-168; Olmstead 1-1-0-7. Duke - Bryant 19-36-4-295; McDonald 1-1-0-4.

Receiving: VU - Stricker 4-101; Hatcher 2-3; Garrett 1-54; Williams 1-10; Thomas 1-7. Duke - Hart 4-86; Wade 4-38; Erdeljac 3-52; Sharpe 3-24; Love 2-36; Brzezinski 2-26; Moore 1-37; Douglas 1-0.

VANDERBILT 13 FLORIDA 73



Gainesville, Fla., Nov. 3 - The Florida Gators showed its abundance of talents before a sell-out homecoming crowd in Gainesville, opening a quick 24-0 lead and extending it throughout the game. Any thoughts of a Vanderbilt victory were dashed early as the Gators marched to a six-play touchdown on the opening drive. By halftime, the Commodores were down 37-0. Vanderbilt backup quarterback Benji Walker engineered two fourth quarter scoring drives for the Commodores. He finished with 33 yards rushing and two touchdown runs while reserve tailback Norval McKenzie contributed 37 yards rushing. The 'Dores were hurt by five turnovers and two blocked punts. Antuan

Bradford and Harold Lercius contributed nine tackles for the Commodores. Jerrol Jackson had his first career interception.

SCORING SUMMARY

VANDERBILT	0	0	0	13	13
FLORIDA	24	13	28	6	71

First Quarter: UF - Graham 2-yd run (Chandler kick) 13:44. UF - Graham 5-yd run (Chandler kick) 11:51. UF - Gaffney 7-yd pass from Grossman (Chandler kick) 6:16. UF - Chandler 37-yd field goal 1:29. **Second Quarter:** UF - Jacobs 13-yd pass from Grossman (Chandler kick) 12:35. UF - Caldwell 18-yd pass from Grossman (Chandler kick failed) :07. **Third Quarter:** UF - Davis 25-yd interception return (Chandler kick) 14:02. UF - Jacobs 2-yd pass from Berlin (Talcott kick) 10:06. UF - Green 5-yd run (Talcott kick) 6:17. UF - Perez 15 yd pass from Berlin (Talcott kick) :00. **Fourth Quarter:** UF - Wells 6-yd pass from Berlin (Leach kick failed) 8:31. VU - Walker 27-yd run (Folino kick) 5:05. VU - Walker 2-yd run (Folino kick blocked) :00.

GAME STATISTICS

	VU	UF
First Downs	14	28
Rushes- Yards (net)	38-63	37-168
Passing Yards (net)	209	403
Passes Att-Comp-Int	30-15-2	40-25-1
Total Offensive Plays-Yards	68-272	77-571
Fumble Returns-Yards	1-5	0-0
Punt Returns-Yards	0-0	3-53
Kickoff Returns-Yards	8-135	2-29
Interception Returns-Yards	1-3	2-41
Punts (Number-Avg)	7-26.6	0-0.0
Fumbles-Lost	3-3	3-2
Penalties-Yards	3-28	9-59
Possession Time	30:35	29:25
Sacks By: Number-Yards	0-0	6-44


INDIVIDUAL STATISTICS

Rushing: VU - McKenzie 5-37; Williams 15-34; Walker 4-33; Mathenia 2-5; Hatcher 1-1; Webb 1-minus 8; Zolman 7-minus 12; Olmstead 3-minus 27. UF - Green 11-49; Carthon 9-39; Graham 9-35; Gillespie 3-14; Grossman 3-12; Perez 1-12.

Passing: VU - Zolman 8-17-1-80; Olmstead 5-9-1-81; Walker 2-3-0-48; Team 0-1-0-0. UF - Grossman 17-29-1-306; Berlin 7-9-0-74; Creveling 1-2-0-23. **Receiving:** VU - Stricker 5-87; Williams 4-44; Mathenia 2-24; Smith 1-43; McKenzie 1-6; Hasanoglu 1-5; Hatcher 1-0. UF - Jacobs 6-105; Caldwell 4-117; Gaffney 4-55; Jackson 2-37; Perez 2-32; Gillespie 2-15; Haugabrook 1-23; Graham 1-9; Wells 1-6; Carthon 1-3; Roberts 1-1.

Game Results

KENTUCKY 56 VANDERBILT 30



Nashville, Tenn., Nov. 16 - Kentucky quarterback Jared Lorenzen caught fire against the 'Dores, leading the Wildcats to a 56-30 victory. The Commodores battled hard with the Wildcats, twice getting to within 10 points in the third quarter. Greg Zolman threw for a career-high 440 yards. His favorite receiver, Dan Stricker, caught 12 passes for 204 yards, both career highs. Rodney Williams ran for 76 yards and caught four passes for a career-high 102 yards. Antuan Bradford again topped the defense with 11 tackles and a recovery.

SCORING SUMMARY

KENTUCKY	13	17	13	13	56
VANDERBILT	6	7	17	0	30

First Quarter: VU - Stricker 2-yd pass from Zolman (Folino kick failed) 12:00. UK - Abney 52-yd pass from Lorenzen (TEAM kick failed) 6:21. UK - Smith 43-yd pass from Lorenzen (Hanson kick) 1:53. **Second Quarter:** VU - Stricker 21-yd pass from Zolman (Folino kick) 14:05. UK - Cook 21-yd pass from Lorenzen (Hanson kick) 11:50. UK - Hanson 27-yd field goal 5:34. UK - White 82-yd fumble recovery (Hanson kick) :59 **Third Quarter:** VU - Williams 2-yd run (Stover kick) 13:36. UK - Smith 51-yd pass from Lorenzen (Hanson kick) 12:16. VU - Zolman 1-yd run (Stover kick) 9:34. UK - Abney 5-yd pass from Lorenzen (TEAM kick blocked) 5:40. VU - Stover 23-yd field goal 1:45. **Fourth Quarter:** UK - Pinner 1-yd run (Hanson kick blocked) 7:02. UK - Tommy Cook 28-yd pass from Lorenzen (Hanson kick) 2:48.

GAME STATISTICS

	UK	VU
First Downs	26	34
Rushes-Yards (net)	30-130	35-102
Passing Yards (net)	453	440
Passes Att-Comp-Int	37-26-0	48-30-1
Total Offense Plays-Yards	67-583	83-542
Fumble Returns-Yards	1-82	0-0
Punt Returns-Yards	3-20	1-9
Kickoff Returns-Yards	6-155	4-103
Interception Returns-Yards	1-12	0-0
Punts (Number-Avg)	2-51.0	3-42.7
Fumbles-Lost	1-1	2-2
Penalties-Yards	14-133	6-42
Possession Time	27:48	32:12
Sacks By: Number-Yards	4-24	1-11

INDIVIDUAL STATISTICS


Rushing: UK - Pinner 9-33; Johnson 6-33; Lorenzen 5-32; Scott 8-15; Boyd 1-11; Cook 1-6. VU - Williams 18-76; McKenzie 4-24; Walker 2-15; Stricker 1-1; Mathenia 2-1; Zolman 8-minus 15.

Passing: UK - Lorenzen 26-37-0-453. VU - Zolman 29-45-1-441; Walker 0-2-0-0; Young 1-1-0-minus 1.

Receiving: UK - Abney 7-113; Cook 5-77; 4-130; Scott 3-27; Allen 2-33; Harp 1-22; Pinner 1-20; Simms 1-15; Kelly 1-11; Boone 1-5.

VU - Stricker 12-204; Garrett 5-58; Williams 4-102; Smith 3-38; Hasanoglu 2-12; Hatcher 1-18; Robinson 1-5; Brancheau 1-4; Zolman 1-minus 1.

VANDERBILT 0 TENNESSEE 38



Knoxville, Tenn., Nov. 24 - The Volunteers displayed an explosive offense and stingy defense against the Commodores, enough to shut down Vanderbilt 38-0 in Knoxville. Tennessee gained a three-touchdown margin midway through the second quarter. The Commodore offense seldom threatened as Zolman was limited to 17 completions in 26 attempts for 144 yards. He was sacked five times and constantly hurried by the Volunteer defense. Vanderbilt played with injured offensive line starters Duncan Cave and Justin Geisinger. Running back Rodney Williams gained 72 yards on 21 carries. Dan Stricker caught six passes for 41 yards, while Jason Mathenia nabbed four passes for 40 yards.

Webb averaged 45.7 yards on six punts. Cornerback Aaron McWhorter and defensive end Chuck Losey had fumble recoveries for the Commodores.

SCORING SUMMARY

VANDERBILT	0	0	0	0	0
TENNESSEE	3	18	10	7	38

First Quarter: UT - Walls 37-yd field goal 6:56. **Second Quarter:** UT - Walls 27-yd field goal 11:51. UT - Washington 10-yd pass from Clausen (Stallworth pass) 9:07. UT - Stallworth 55-yd punt return (Walls kick) 6:54. **Third Quarter:** UT - Stallworth 80-yd pass from Clausen (Walls kick) 14:40. UT - Walls 42-yd field goal 11:27. **Fourth Quarter:** UT - Houston 20-yd run (Chauvin kick) 1:34.

GAME STATISTICS

	VU	UT
First Downs	16	21
Rushes-Yards (net)	36-61	35-189
Passing Yards (net)	144	285
Passes Att-Comp-Int	27-17-3	31-21-0
Total Offense Plays-Yards	63-205	66-474
Fumble Returns-Yards	0-0	0-0
Punt Returns-Yards	0-0	4-65
Kickoff Returns-Yards	5-72	0-0
Interception Returns-Yards	0-0	3-68
Punts (Number-Avg)	6-45.7	1-44.0
Fumbles-Lost	1-0	3-2
Penalties-Yards	8-60	10-96
Possession Time	31:50	28:10
Sacks By: Number-Yards	0-0	5-56

INDIVIDUAL STATISTICS


Rushing: VU - Williams 21-72; McKenzie 3-20; Walker 1-17; Mathenia 1-4; Stricker 1-2; Zolman 9-minus 54. UT - Stephens 16-65; Houston 5-54; Davis 5-43; Clausen 1-10; Tinsley 2-7; Mathews 3-4; Fleming 2-3; Bartholomew 1-3.

Passing: VU - Zolman 17-26-2-144; Walker 0-1-1-0. UT - Clausen 20-29-0-278; Mathews 1-2-0-7.

Receiving: VU - Stricker 6-41; Mathenia 4-40; Hasanoglu 2-18; Williams 2-11; Young 1-15; Simone 1-14; Garrett 1-5. UT - Washington 6-60; Stallworth 4-128; Graham 3-32; Stephens 3-15; Witten 2-38; Scott 1-7; Jones 1-4; Parker 1-1.

Game Results

VANDERBILT 27 OLE MISS 38



Oxford, Miss., Dec. 1 - For three quarters, the Commodores played their best football in weeks. Ole Miss QB Eli Manning dominated the final stanza, leading the Rebels to a 38-27 victory over a spirited Vanderbilt team playing for the last time under head coach Woody Widenhofer.

The Commodores, playing before a regional television audience, shocked Ole Miss with 14 unanswered points in the third quarter to open a 20-3 lead late in the third quarter as the defense limited the Rebels to 265 total yards. Zolman threw for 286 yards, tying a career high with three touchdown passes, 26 yards to M.J. Garrett, 50 yards to Dan Stricker, and 28 yards to Jason Mathenia. Down 27-17, Manning guided Ole

Miss to three TDs in the final eight minutes to provide the victory. Several Commodore offensive players sparkled. Stricker caught 11 passes for 169 yards. His season total of 1,079 yards receiving is the third highest in VU history. Rodney Williams ran for 96 yards, becoming just the seventh 'Dore to surpass 2,000 career rushing yards. Defensively, junior safety Jerrol Jackson had a season-high two interceptions. Senior linebacker Nate Morrow contributed nine tackles. Vanderbilt's three interceptions were the second highest total of the season.

SCORING SUMMARY

VANDERBILT	6	0	14	7	27
OLE MISS	3	0	7	28	38

First Quarter: VU - Garrett 26-yd pass from Zolman (Stover kick failed) 8:54. UM - Nichols 39-yd field goal 3:06. **Third Quarter:** VU - Stricker 50 yd pass from Zolman (Stover kick) 10:24. VU - Zolman 3-yd run (Stover kick) 7:27. UM - Stackhouse 13-yd pass from Manning (Nichols kick) 2:58. **Fourth Quarter:** UM - Flowers 25-yd pass from Manning (Nichols kick) 11:41. VU - Mathenia 28-yd pass from Zolman (Stover kick) 10:47. UM - Armstrong 15-yd pass from Manning (Nichols kick) 8:07. UM - Armstead 39-yd pass from Manning (Nichols kick) 3:34. UM - Gunn 10-yd run (Nichols kick) 1:49.

GAME STATISTICS	VU	UM
First Downs	19	32
Rushes-Yards (net)	26-119	42-201
Passing Yards (net)	286	286
Passes Att-Comp-Int	41-23-2	40-23-3
Total Offense Plays-Yards	67-405	82-487
Fumble Returns-Yards	0-0	0-0
Punt Returns-Yards	2-6	2-38
Kickoff Returns-Yards	3-75	4-65
Interception Returns-Yards	3-30	2-0
Punts (Number-Avg)	6-45.2	4-38.8
Fumbles-Lost	1-1	0-0
Penalties-Yards	7-54	5-45
Possession Time	27:10	32:50
Sacks By: Number-Yards	0-0	1-7

INDIVIDUAL STATISTICS

Rushing: VU - Williams 16-96; Stricker 3-15; Zolman 6-9; McKenzie 1-minus 1. UM - Gunn 32-157; Williams 3-22; Sanford 2-12; Stackhouse 2-10; Manning 2-1; TEAM 1-minus 1.

Passing: VU - Zolman 23-41-2-286. UM - Manning 23-40-3-286.

Receiving: VU - Stricker 11-169; Mathenia 4-49; Garrett 2-31; Williams 2-7; Simone 1-21; Hasanoglu 1-4; Smith 1-3; Young 1-2. UM - Armstead 6-91; Flowers 5-72; Armstrong 4-64; Collins 3-14; Stackhouse 2-22; Skrmetta 2-20; Williams 1-3.

