



2013 REBEL FOOTBALL GAME NOTES

Ole Miss Athletics Media Relations | PO Box 217 | University, MS 38677 | 662-915-7522

Web: OleMissSports.com, OleMissFB.com | **Facebook:** Facebook.com/OleMissSports, Facebook.com/OleMissFootball

Twitter: @OleMissNow, @OleMissFB, @RebelGameday, @CoachHughFreeze

54 FIRST-TEAM ALL AMERICANS | 19 NFL FIRST ROUND PICKS | 279 PRO DRAFT SELECTIONS | 217 TELEVISION APPEARANCES

RANKINGS

Ole MissAP-RV/Coaches-RV
 VanderbiltAP-RV/Coaches-RV

TV (ESPN)

Joe Tessitore Play-by-Play
 Matt Millen Analyst
 Maria Taylor Sideline
Web: ESPN3.com

RADIO (OLE MISS NETWORK)

David Kellum Play-by-Play
 Harry Harrison Analyst
 Stan Sandroni Sideline/Locker Room
 Brett Norsworthy Pre- & Post-Game Host
 Richard Cross Pre- & Post-Game Host
Web: OleMissSports.com RebelVision (subscription)

OLE MISS COACHING STAFF

On the field:

Hugh Freeze Head Coach
 Tom Allen Linebackers, Special Teams
 Grant Heard Wide Receivers
 Jason Jones Cornerbacks/Co-Defensive Coord.
 Chris Kiffin Defensive Line
 Matt Luke Offensive Line/Co-Offensive Coord.
 Derrick Nix Running Backs
 Ben Aigamaua Offensive GA
 Ryan Trevathan Offensive GA
 Kane Wommack Defensive GA

In the press box:

Maurice Harris Tight Ends
 Dan Werner Quarterbacks/Co-Offensive Coord.
 Dave Wommack Safeties/Defensive Coord.



Vanderbilt
COMMODORES
 (0-0)

Head Coach: James Franklin

Career: 15-11/3rd

At VU: 15-11/3rd

Date: Aug. 29, 2013

Time: 8:15 p.m. CT

Location: Nashville, Tenn.

Venue: Vanderbilt Stadium

Capacity: 40,330

Surface: Shaw Sports Turf

Series: Ole Miss leads 47-38-2

In Nashville: Vanderbilt leads 27-21-2

Satellite Radio: XM 91

Live Stats: OleMissSports.com

Twitter Updates: @OleMissFB



Ole Miss
REBELS
 (0-0)

Head Coach: Hugh Freeze

Career: 37-13/5th

At UM: 7-6/2nd

WHAT TO WATCH FOR...

- This game will kick off the 119th season of football at Ole Miss and the second under head coach **Hugh Freeze** ... The Rebels boast an all-time record of 628-492-35 (.559 winning percentage) ... Ole Miss did not field teams in 1897 due to an epidemic of yellow fever, and also in 1943 when football was abolished at all Mississippi state-supported institutions by the Board of Trustees.
- This meeting is the 88th between Ole Miss and Vanderbilt dating back to 1894 ... The Rebels lead the series 47-38-2 and have won 13 of the last 20 meetings since 1992 ... Ole Miss leads 47-20-2 in SEC games versus VU ... Vanderbilt won the first 19 games in the series, with Ole Miss having won 47 of the last 68 meetings.
- The Rebels are 87-26-5 (.758 winning percentage) in season openers and have taken 14 of the last 17.
- Ole Miss is 30-46-3 in SEC openers ... The Rebels open SEC play on the road for the ninth time in the last 11 seasons ... The Rebels are looking to snap a nine-game skid in SEC openers.
- Ole Miss has never lost a football game in August, boasting a record of 6-0 dating back to 1991.
- Thirteen current Rebels have already graduated, tied for the most of any Division I FBS team.
- The Rebels return 54 lettermen (26 offense, 25 defense, 3 special teams) and 21 starters (8 offense, 11 defense, 2 special teams) from last year's squad that went 7-6 and won the BBVA Compass Bowl.

2013 OLE MISS SCHEDULE

DATE	OPPONENT	SITE	RESULT/TIME	NOTES/SERIES INFORMATION
Aug. 29	at Vanderbilt* (ESPN/ESPN3)	Nashville	8:15 PM	Ole Miss leads 47-38-2
Sept. 7	SOUTHEAST MISSOURI (PPV/ESPN3)	OXFORD	6:00 PM	First meeting
Sept. 14	at Texas (Longhorn Network)	Austin	7:00 PM	Texas leads 6-1
Sept. 28	at Alabama*	Tuscaloosa	TBA	Alabama leads 46-9-2
Oct. 5	at Auburn*	Auburn	TBA	Auburn leads 27-10
Oct. 12	TEXAS A&M*	OXFORD	TBA	Texas A&M leads 5-0
Oct. 19	LSU*	OXFORD	TBA	LSU leads 58-39-4
Oct. 26	IDAHO (HC)	OXFORD	TBA	First meeting
Nov. 9	ARKANSAS*	OXFORD	TBA	Arkansas leads 31-27-1
Nov. 16	TROY	OXFORD	TBA	First meeting
Nov. 23	MISSOURI*	OXFORD	TBA	Missouri leads 5-1
Nov. 28	at Mississippi State* (ESPN/ESPN3)	Starkville	6:30 PM	Ole Miss leads 61-42-6

* - SEC game (HC) - Homecoming Rankings - AP/Coaches All Times Central

OLE MISS MEDIA RELATIONS

Kyle Campbell* Assistant A.D./Media & PR
 Email: kyle@olemiss.edu
Duties: Primary Contact, Credentials, Interviews

Kim Ling..... Associate Director
 Email: kling@olemiss.edu
Duties: Game Program

Bill Bunting Associate Director
 Email: wbunting@olemiss.edu

Joey Jones* Associate Director
 Email: joeyj@olemiss.edu
Duties: Game Notes, Stats, Photos

Daniel Snowden..... Assistant Director
 Email: desnowde@olemiss.edu

Jessica Poole..... Assistant Director
 Email: jepoole1@olemiss.edu

Metz Camfield..... Assistant Director
 Email: metz@olemiss.edu
 * Football Contacts

908 All-American Dr.
 University, MS 38677

Phone - 662.915.7522
 Fax - 662.915.7006

SEC TELECONFERENCE

Coach Hugh Freeze will be available on the weekly SEC Teleconference every Wednesday from Aug. 29-Nov. 21, from 11:20-11:30 a.m. (CT). The number is available through the SEC office at (205) 348-3000. Below is the order of participants:

- 10:00 a.m. - Les Miles, LSU
- 10:10 a.m. - Steve Spurrier, South Carolina
- 10:20 a.m. - Will Muschamp, Florida
- 10:30 a.m. - James Franklin, Vanderbilt
- 10:40 a.m. - Nick Saban, Alabama
- 10:50 a.m. - Butch Jones, Tennessee
- 11:00 a.m. - Bret Bielema, Arkansas
- 11:10 a.m. - Gary Pinkel, Missouri
- 11:20 a.m. - Hugh Freeze, Ole Miss
- 11:30 a.m. - Kevin Sumlin, Texas A&M
- 11:40 a.m. - Mark Stoops, Kentucky
- 11:50 a.m. - Dan Mullen, Mississippi State
- 12:00 p.m. - Mark Richt, Georgia
- 12:10 p.m. - Gus Malzahn, Auburn

OLEMISSSPORTS.COM

For updated statistics, rosters, game notes and all Rebel news on the internet, go to the official Ole Miss athletics website at OleMissSports.com. For those out of range of the Mississippi Network's radio broadcast, live audio of the game is available through OleMissSports.com's RebelVision, which also offers subscribers live webcasts of Coach Freeze's weekly press conferences.

VIDEO HIGHLIGHTS

Ole Miss offers free FTP downloads of game highlights and interviews with coaches and players for television stations to use during regularly scheduled news/sportscasts. To access the Ole Miss FTP site, please contact Jeremy Havens at jrhavens@olemiss.edu.

OLE MISS GAME WEEK MEDIA SCHEDULE (VANDERBILT)

SUNDAY	MONDAY	TUESDAY	WEDNESDAY	THURSDAY	FRIDAY
<ul style="list-style-type: none"> • Interview requests for Monday press conference due to kyle@olemiss.edu by 3 p.m. • Practice closed No interviews 	<ul style="list-style-type: none"> • Ole Miss press conference with Coach Freeze at 12:15 p.m. in IPF Team Meeting Room • Selected players available following press conference • Practice closed 	<ul style="list-style-type: none"> • Walk-thru closed No interviews 	<ul style="list-style-type: none"> • Walk-thru closed No interviews 	<ul style="list-style-type: none"> • GAMEDAY 	<ul style="list-style-type: none"> • Practice closed No interviews

WEEKLY PRESS CONFERENCE: Ole Miss holds a weekly press conference with Coach Freeze each Monday during the season, beginning at 12:15 p.m. (CT), in the team meeting room of the Indoor Practice Facility, which is adjacent to Vaught-Hemingway Stadium/Hollingsworth Field. Members of the media unable to attend the Monday press conference may participate via the telephone. The number for the two-way teleconference may be obtained by contacting the Athletics Media Relations office at (662) 915-7522. Requested players and assistant coaches, will be available following the press conference. Media who wish to interview players or assistant coaches on Monday must email their request to kyle@olemiss.edu by 3 p.m. Sunday.

PRACTICES: On a regular game week, Ole Miss football practices are open to media Tuesday and Wednesday for periods 1 through 4. Media are forbidden from reporting (e.g. tweeting, blogging, etc.) on anything related to practice until after the post-practice interview with the head coach. This includes media who leave practice early. Video is permitted for any drill during the pre-determined open periods (first 4) that does not include offense vs. defense (i.e. 7-on-7, 11-on-11) or involves formations. Media may be alerted of other portions that are not available for video during practice. Videographers and photographers should use tight shots and avoid formations. Use of footage from practices must be limited to 3 minutes per day.

AUDIO/VIDEO RESTRICTIONS: Press conferences, media opportunities, practices and any form of competition may not be broadcast live without prior consent of the athletics department. Audio/video use of content from press conferences and media opportunities is limited to five minutes per individual (coach or student-athlete) per day unless expressly stated otherwise, and use of footage from practices is limited to three minutes per day. This includes content attained via FTP, which should be credited to Ole Miss Athletics. Ole Miss offers free FTP downloads of game highlights and interviews with coaches and players for television stations to use during regularly scheduled news/sportscasts. To access the Ole Miss FTP site, please contact Jeremy Havens with Ole Miss Sports Productions at 662-915-5925 or jrhavens@olemiss.edu.

WEEKDAY PARKING: Parking permits are required for everyone on campus Monday through Friday between 7:30 a.m. and 5 p.m. Media that plan to regularly attend practices, press conferences and other on-campus events may purchase a Vendor Permit from Campus Parking (www.olemiss.edu/parking), which is good for the entire year. Those that chose not to buy a permit should contact Danny Blanton at dblanton@olemiss.edu prior to each visit to secure a free day pass. Day passes are also available for \$1 online to print at <http://www.olemiss.edu/parking/visitors.html> or at a welcome booth on University Avenue in front of the Thad Cochran Research Center, which accepts cash, checks and credit cards. Please note that vendor and day passes are not applicable for gameday parking.

WORKING CREDENTIALS: To request credentials, go to Ole Miss' online credentialing site: sportssystem.com/OleMiss. All requests should be made as early as possible by the sports director of each media outlet and are limited to those media who will be attending the game in a working capacity. Working space in the Vaught-Hemingway Stadium press box will be allotted on the following basis: (1) daily newspapers, (2) network affiliate television stations; (3) websites whose primary purpose is to gather and disseminate news and who have a corresponding publication and/or affiliation with a nationally recognized media entity/network; (4) magazines, weekly newspapers and non-broadcast radio stations.

MEDIA WILL-CALL: If not received by mail, credentials may be picked up at the media "Will Call" table, located next to the press box elevators at Gate 6 on the west side of Vaught-Hemingway Stadium, beginning three hours prior to kickoff. Please be mindful that parking passes cannot be picked up at will-call and must be received prior to gameday.

GAMEDAY PARKING: The lot just to the west of the Turner Center is reserved for media parking. Entry is available from Hill Drive, and the satellite truck lot entrance is across the street. A golf cart is available to help members of the media transport heavy equipment from the press parking area to the press box. Please be mindful that parking passes cannot be picked up at will-call and must be received prior to gameday.

PHOTOGRAPHERS: Credentials for photographers will be issued on the basis of circulation, with priority granted to agencies covering the participating schools on a regular basis. Per NCAA rule, images or likeness of current student-athletes may not be sold, distributed or used for commercial purposes. All photographers must exchange their photo pass for a vest in order to be admitted to the sidelines. This may be done at the media "Will Call" table next to the press box elevators. Gameday flip cards will be available at that location.

SIDELINE ACCESS: Excluding select portions of the game, media sideline access is reserved for photographers/ videographers. Credentialed photographers/videographers who arrive at media "Will Call" without proper equipment will not be granted a vest for sideline access. When on the sideline, media must remain outside the bench area. This includes during pre-game activities.

RECRUITS: Per NCAA rule, media are not permitted to have contact with a prospect or family members of a prospect during their visit (official or unofficial) to campus, including prospects in attendance at practice or games. Contact includes in-person conversations, phone calls, text messages, e-mails, etc. In addition, media are forbidden from videoing or photographing prospects during their visit. Media are also asked to make every effort to keep distance from prospects on campus, including at practice, during pre-game activities on the sidelines and in the stands.

TELEPHONES: The Vaught-Hemingway Stadium/ Hollingsworth Field Press Box contains an adequate number of telephones for general use by visiting media. The telephones are available to all media outlets and are not reserved for any single outlet. Personal phones may be ordered at individual seats by contacting AT&T at 1-800-945-6500. Please alert the Athletics Media Relations office if you are ordering a phone so your press box seat location will correspond with the work order.

POSTGAME INTERVIEWS: For home games, Coach Hugh Freeze will hold a postgame news conference with the media in the team meeting room of the Indoor Practice Facility. Athletics Media Relations office representatives will be available to assist in postgame interviews. Complete postgame plans will be announced on gameday in the press box by the Athletics Media Relations Director (MRD). The MRD will accompany members of the press wishing to go to the sidelines, beginning with five minutes remaining in the final quarter.

TEAM STATISTICS (2012)

OLE MISS	OPPONENT	CATEGORY	VANDERBILT	OPPONENT
409	359	Total Points	390	243
291	251	First Downs	246	236
138	97	By Rushing	114	107
134	138	By Passing	109	113
19	16	By Penalty	23	16
2260	1681	Rushing Yards	2162	1848
551	483	Rushing Attempts	524	482
4.1	3.5	Yards Per Rush	4.1	3.8
173.8	129.3	Rushing Yards Per Game	166.3	142.2
3249	3205	Passing Yards	2774	2493
261-411	268-427	Pass Completions-Attempts	207-350	232-432
249.9	246.5	Passing Yards Per Game	213.4	191.8
5509	4886	Total Offense	4936	4341
962	910	Total Offensive Plays	874	914
423.8	375.8	Total Offense Per Game	379.7	333.9
22-11	20-13	Fumbles-Lost	25-13	25-7
62-480	69-543	Penalties-Yards	77-584	89-716

INDIVIDUAL STATISTICS (RETURNING FROM 2012)

OLE MISS

Rushing	Att.	Yds.	Avg.	TD
Jeff Scott	197	846	4.3	6
Bo Wallace	143	390	2.7	8
Barry Brunetti	60	277	4.6	3

Passing	Comp.	Att.	Yds.	TD/Int.
Bo Wallace	235	368	2994	22/17

Receiving	Rec.	Yds.	Avg.	TD
Donte Moncrief	66	979	14.8	10
Ja-Mes Logan	43	490	11.4	1
Vince Sanders	39	504	12.9	4

Punting	No.	Yds.	Avg.	Long
Tyler Campbell (2011)	72	3173	43.6	73

Punt Returns	No.	Yds.	Avg.	Long
Korvic Neat	16	82	5.1	19

Kickoff Returns	No.	Yds.	Avg.	Long
Jaylen Walton	26	643	24.7	100

Scoring	TD	FG	PAT	Total
Donte Moncrief	10	0	0	60
Bo Wallace	9	0	0	54

Tackles	UT-AT	TT	TFL	Other
Denzel Nkemdiche	37-45	82	13.0	4 FF
Cody Prewitt	44-36	80	5.0	2 INT
Mike Marry	37-41	78	10.5	2.5 Sack
Charles Sawyer	44-19	63	4.0	8 PBU

VANDERBILT

Rushing	Att.	Yds.	Avg.	TD
Brian Kimbrow	66	413	6.3	3
Wesley Tate	107	376	3.5	8

Passing	Comp.	Att.	Yds.	TD/Int.
Austyn Carta-Samuels	14	25	208	1/0

Receiving	Rec.	Yds.	Avg.	TD
Jordan Matthews	94	1323	14.1	8
Chris Boyd	50	774	15.5	5
Wesley Tate	12	116	9.7	1

Punting	No.	Yds.	Avg.	Long
None				

Punt Returns	No.	Yds.	Avg.	Long
Jonathan Krause	25	281	11.2	83

Kickoff Returns	No.	Yds.	Avg.	Long
Brian Kimbrow	22	486	22.1	52
Andre Hal	12	275	22.9	52

Scoring	TD	FG	PAT	Total
Carey Spear	0	20	27	87
Wesley Tate	9	0	0	54
Jordan Matthews	9	0	0	54

Tackles	UT-AT	TT	TFL	Other
Kenny Ladler	60-30	90	3.5	2 INT
Chase Garnham	43-41	84	12.5	7.0 Sack
Javon Marshall	60-23	83	2.0	2 PBU

LAST FIVE GAMES AGAINST VANDERBILT

November 10, 2012 - Vanderbilt 27, Ole Miss 26 at Oxford: Bo Wallace passed for a career-high 403 yards and Ja-Mes Logan had eight receptions for 160 yards - both career highs - but the Rebels couldn't hold on and fell to Vanderbilt 27-26. Vanderbilt scored 14 unanswered points in the third quarter to cut the Rebels' lead to three points. The Commodores won the game with a 26-yard touchdown pass from Jordan Rodgers to Chris Boyd with 0:52 remaining on the clock.

September 17, 2011 - Vanderbilt 30, Ole Miss 7 at Nashville: Vanderbilt scored 21 straight in the second quarter, as Ole Miss dropped its SEC opener to the Commodores 30-7. Zack Stoudt was 13-of-26 passing for 139 yards and a touchdown, but he threw five interceptions.

September 18, 2010 - Vanderbilt 28, Ole Miss 14 at Oxford: Jeremiah Masoli passed for 190 yards and rushed for 104 more, but it wasn't enough as Ole Miss dropped its SEC opener 28-14 to Vanderbilt. The Rebels lost despite outgaining the Commodores 385-300. They completed only 5 of 18 third-down opportunities.

October 1, 2009 - #18 Ole Miss 23, Vanderbilt 7 at Nashville: Jevan Snead passed for three touchdowns as No. 18 Ole Miss bounced back with a 23-7 victory over Vanderbilt. Snead matched his season high with three TDs against Vanderbilt in helping the Rebels (3-1) to their best start since 2002 when they opened 5-1. Marcus Temple intercepted Larry Smith in the end zone with 10:55 left to help preserve a 23-7 lead.

September 20, 2008 - Vanderbilt 23, Ole Miss 17 at Oxford: Mike Wallace returned a kickoff 98 yards and Peria Jerry scored on a 13-yard fumble return, but the Rebel offense could not capitalize in the red zone in a 23-17 loss to Vanderbilt. The Commodores intercepted Ole Miss quarterback Jevan Snead four times on the afternoon. Ryan Hamilton led Vanderbilt with three of those interceptions, and he returned one 79 yards for a touchdown.

TOP REBEL PERFORMANCES VS. VANDERBILT

INDIVIDUAL

Rushing Yards: Stephen Hindman, 30-215, 2 TDs (11-25-1967)
Passing Yards: Bo Wallace, 31-49-0-403, 1 TD (11-10-2012)
Total Offense: Bo Wallace, 407 (4 rush, 403 pass) (11-10-2012)
Receptions: Bill Flowers, 10-75 (9-18-2004) and LeMay Thomas, 10-130, TD (10-28-1995)
Receiving Yards: Eddie Small, 6-210, 2 TDs (9-18-1993)
All-Purpose Yards: Deuce McAllister, 215 (9-16-2000)

TEAM

Points Scored: 63 (W, 63-28), 1979 in Oxford
Points Allowed: 91 (L, 0-91), 1915 at Memphis

SERIES HISTORY








Ole Miss leads 47-38-2














In SEC games: Ole Miss leads 47-20-2
In Oxford: Ole Miss leads 22-6
In Nashville: Vanderbilt leads 27-21-2
In Memphis: Vanderbilt leads 5-3
In Jackson: Ole Miss leads 1-0

Longest Ole Miss Win Streak: 10, 1953-1963
Longest Ole Miss Unbeaten Streak: 18, 1953-1973
Longest Vanderbilt Win Streak: 19, 1894-1938

Largest Margin of Victory: 47 (47-0), 1961
Largest Margin of Defeat: 91 (0-91), 1915

Year	Site	Score	Year	Site	Score
1894	Nashville	L, 0-40	1970	Nashville	W, 26-16
1899	Memphis	L, 0-11	1971	Oxford	W, 28-7
1900	Nashville	L, 0-6	1972	Nashville	W, 31-7
1902	Nashville	L, 0-29	1973	Oxford	W, 24-14
1903	Nashville	L, 0-33	1974	Nashville	L, 14-24
1904	Nashville	L, 0-69	1975	Oxford	W, 17-7
1906	Nashville	L, 0-29	1976	Nashville	W, 20-3
1907	Nashville	L, 0-60	1977	Oxford	W, 26-14
1908	Nashville	L, 0-29	1978	Nashville	W, 35-10
1909	Nashville	L, 0-17	1979	Oxford	W, 63-28
1910	Nashville	L, 2-9	1980	Nashville	W, 27-14
1911	Nashville	L, 0-21	1981	Oxford	L, 23-27
1912	Nashville	L, 0-24	1982	Nashville	L, 10-19
1915	Memphis	L, 0-91	1983	Oxford	W, 21-14
1916	Nashville	L, 0-35	1984	Nashville	L, 20-37
1925	Nashville	L, 0-7	1985	Oxford	W, 35-7
1929	Nashville	L, 7-19	1986	Nashville	W, 28-12
1930	Nashville	L, 0-24	1987	Oxford	W, 42-14
1938	Nashville	L, 7-13	1988	Nashville	W, 36-28
1939	Memphis	W, 14-7	1989	Oxford	W, 24-16
1940	Nashville	W, 13-7	1990	Nashville	W, 14-13
1942	Memphis	L, 0-19	1991	Oxford	L, 27-30
1945	Nashville	W, 14-7	1992	Nashville	L, 9-31
1946	Memphis	L, 0-7	1993	Oxford	W, 49-7
1947	Nashville	L, 6-10	1994	Nashville	W, 20-14
1948	Oxford	W, 20-7	1995	Oxford	W, 21-10
1949	Nashville	L, 27-28	1996	Nashville	W, 20-9
1950	Nashville	L, 14-20	1997	Oxford	W, 15-3
1951	Memphis	L, 20-34	1998	Nashville	W, 30-6
1952	Nashville	T, 21-21	1999	Oxford	L, 34-37 (ot)
1953	Oxford	W, 28-6	2000	Nashville	W, 12-7
1954	Nashville	W, 22-7	2001	Oxford	W, 38-27
1955	Memphis	W, 13-0	2002	Oxford	W, 45-38
1956	Oxford	W, 16-0	2003	Nashville	W, 24-21
1957	Nashville	W, 28-0	2004	Oxford	W, 26-23 (ot)
1959	Nashville	W, 33-0	2005	Nashville	L, 38-31
1960	Nashville	W, 26-0	2006	Oxford	W, 17-10
1961	Oxford	W, 47-0	2007	Nashville	L, 17-31
1962	Memphis	W, 35-0	2008	Oxford	L, 17-23
1963	Oxford	W, 27-7	2009	Nashville	W, 23-7
1964	Nashville	T, 7-7	2010	Oxford	L, 14-28
1965	Oxford	W, 24-7	2011	Nashville	L, 7-30
1966	Jackson	W, 34-0	2012	Oxford	L, 26-27
1967	Nashville	W, 28-7			

<p>14 QB</p>		<p>BO WALLACE 6-4 209 Jr. Pulaski, Tenn.</p> <table border="1"> <thead> <tr> <th>COMP</th> <th>ATT</th> <th>YDS</th> <th>TD</th> </tr> </thead> <tbody> <tr> <td>235</td> <td>368</td> <td>2994</td> <td>22</td> </tr> </tbody> </table>	COMP	ATT	YDS	TD	235	368	2994	22	<p>NOTES: On preseason watch lists for the Maxwell Award, Davey O'Brien Award and Manning Award ... 2012 Conerly Trophy winner ... Completed 235-of-368 passing attempts, racking up the 2nd-most total yards (3,384), 3rd-most passing yards (2,994) and 4th-most TD passes (22) in a single season in school history ... Also led the team with eight rushing touchdowns (most by a Rebel QB since Archie Manning).</p>
COMP	ATT	YDS	TD								
235	368	2994	22								
<p>3 RB</p>		<p>JEFF SCOTT 5-7 162 Sr. Miami, Fla.</p> <table border="1"> <thead> <tr> <th>ATT</th> <th>YDS</th> <th>AVG</th> <th>TD</th> </tr> </thead> <tbody> <tr> <td>197</td> <td>846</td> <td>4.3</td> <td>6</td> </tr> </tbody> </table>	ATT	YDS	AVG	TD	197	846	4.3	6	<p>NOTES: Preseason All-SEC 3rd team by several outlets ... Enters senior season ranked 9th in school history with 1,804 rushing yards and 9th with 2,966 all-purpose yards ... Led the team with 846 rushing yards on 197 attempts in 2012 ... Tallied six rushing touchdowns and had 23 catches for 177 yards and a TD ... Boasts six career 100-yard rushing games.</p>
ATT	YDS	AVG	TD								
197	846	4.3	6								
<p>6 RB</p>		<p>JAYLEN WALTON 5-8 166 So. Memphis, Tenn.</p> <table border="1"> <thead> <tr> <th>ATT</th> <th>YDS</th> <th>AVG</th> <th>TD</th> </tr> </thead> <tbody> <tr> <td>23</td> <td>118</td> <td>5.1</td> <td>1</td> </tr> </tbody> </table>	ATT	YDS	AVG	TD	23	118	5.1	1	<p>NOTES: Preseason All-SEC 4th team kick returner (Phil Steele) ... Ranked 4th in the SEC and 33rd in the NCAA with a 24.7-yard kick return average last year ... Recorded the 5th 100-yard kickoff return for a touchdown in school history against Texas.</p>
ATT	YDS	AVG	TD								
23	118	5.1	1								
<p>12 WR</p>		<p>DONTE MONCRIEF 6-3 226 Jr. Raleigh, Miss.</p> <table border="1"> <thead> <tr> <th>REC</th> <th>YDS</th> <th>AVG</th> <th>TD</th> </tr> </thead> <tbody> <tr> <td>66</td> <td>979</td> <td>14.8</td> <td>10</td> </tr> </tbody> </table>	REC	YDS	AVG	TD	66	979	14.8	10	<p>NOTES: Biletnikoff Award Watch List ... Preseason All-SEC 2nd team by several outlets ... 2012 All-SEC 2nd team (College Sports Madness) ... Last year, had 66 catches (3rd-most in school history) and 979 yards (2nd-most in school history) ... Tied the school single-season record with 10 TD catches ... Ranked 5th in the SEC, 47th in the NCAA with 75.3 receiving ypg.</p>
REC	YDS	AVG	TD								
66	979	14.8	10								
<p>85 WR</p>		<p>JA-MES LOGAN 6-3 183 Sr. Houston, Texas</p> <table border="1"> <thead> <tr> <th>REC</th> <th>YDS</th> <th>AVG</th> <th>TD</th> </tr> </thead> <tbody> <tr> <td>43</td> <td>490</td> <td>11.4</td> <td>1</td> </tr> </tbody> </table>	REC	YDS	AVG	TD	43	490	11.4	1	<p>NOTES: Preseason All-SEC 4th team (Phil Steele) ... Played in every game with five starts last year ... Finished 2nd on team with 43 catches and 3rd with 490 receiving yards ... Tied for the most career games played among current Rebels (37).</p>
REC	YDS	AVG	TD								
43	490	11.4	1								
<p>1 WR</p>		<p>LAQUON TREADWELL 6-3 215 Fr. Crete, Ill.</p> <table border="1"> <thead> <tr> <th>REC</th> <th>YDS</th> <th>AVG</th> <th>TD</th> </tr> </thead> <tbody> <tr> <td>—</td> <td>—</td> <td>—</td> <td>—</td> </tr> </tbody> </table>	REC	YDS	AVG	TD	—	—	—	—	<p>NOTES: Preseason Freshman All-America 3rd team (Athlon) ... An Under Armour and USA Today High School All-American at Crete-Monee ... Rated the nation's No. 1 wide receiver by several recruiting outlets ... No. 5 overall recruit in the country by Rivals.com ... Led his team to a state title and caught 81 passes for 1,424 yards and 16 touchdowns as a senior.</p>
REC	YDS	AVG	TD								
—	—	—	—								
<p>17 TE</p>		<p>EVAN INGRAM 6-3 217 Fr. Powder Springs, Ga.</p> <table border="1"> <thead> <tr> <th>REC</th> <th>YDS</th> <th>AVG</th> <th>TD</th> </tr> </thead> <tbody> <tr> <td>—</td> <td>—</td> <td>—</td> <td>—</td> </tr> </tbody> </table>	REC	YDS	AVG	TD	—	—	—	—	<p>NOTES: True freshman expected to play a big role after Ole Miss lost three senior tight ends from last year's team ... Rated the No. 22 TE prospect in the nation by Scout.com and No. 27 by ESPN.com ... First team All-State pick as a senior after making 40 catches for 975 yards and 10 TDs.</p>
REC	YDS	AVG	TD								
—	—	—	—								
<p>70 LT</p>		<p>EMMANUEL McCRAY 6-5 320 Sr. Jackson, Miss.</p> <table border="1"> <thead> <tr> <th>GS</th> <th>RUSH/G</th> <th>PASS/G</th> <th>PPG</th> </tr> </thead> <tbody> <tr> <td>13</td> <td>173.8</td> <td>249.9</td> <td>31.5</td> </tr> </tbody> </table>	GS	RUSH/G	PASS/G	PPG	13	173.8	249.9	31.5	<p>NOTES: Returning starter at left tackle Started all 13 games last season ... Helped Ole Miss score the 3rd-most points in school history (409) and average the 2nd-most yards per game in school history (423.8).</p>
GS	RUSH/G	PASS/G	PPG								
13	173.8	249.9	31.5								
<p>72 LG</p>		<p>AARON MORRIS 6-5 360 Jr. Jackson, Miss.</p> <table border="1"> <thead> <tr> <th>GS</th> <th>RUSH/G</th> <th>PASS/G</th> <th>PPG</th> </tr> </thead> <tbody> <tr> <td>13</td> <td>173.8</td> <td>249.9</td> <td>31.5</td> </tr> </tbody> </table>	GS	RUSH/G	PASS/G	PPG	13	173.8	249.9	31.5	<p>NOTES: Preseason All-SEC 2nd team (Athlon) ... Has 19 career starts at left guard, including all 13 games last year ... Helped Ole Miss score the 3rd-most points in school history (409) and average the 2nd-most yards per game in school history (423.8) ... Named SEC Offensive Lineman of the Week after the Tulane game last year.</p>
GS	RUSH/G	PASS/G	PPG								
13	173.8	249.9	31.5								
<p>56 C</p>		<p>EVAN SWINDALL 6-4 301 Sr. LaFayette, Ga.</p> <table border="1"> <thead> <tr> <th>GS</th> <th>RUSH/G</th> <th>PASS/G</th> <th>PPG</th> </tr> </thead> <tbody> <tr> <td>13</td> <td>173.8</td> <td>249.9</td> <td>31.5</td> </tr> </tbody> </table>	GS	RUSH/G	PASS/G	PPG	13	173.8	249.9	31.5	<p>NOTES: Rimington Trophy Watch List (nation's top center) ... Has started each of the Rebels' last 20 games at center ... Has 22 career starts under his belt ... Helped Ole Miss score the 3rd-most points in school history (409) and average the 2nd-most yards per game in school history (423.8).</p>
GS	RUSH/G	PASS/G	PPG								
13	173.8	249.9	31.5								
<p>68 RG</p>		<p>JUSTIN BELL 6-3 345 So. Jackson, Miss.</p> <table border="1"> <thead> <tr> <th>GS</th> <th>RUSH/G</th> <th>PASS/G</th> <th>PPG</th> </tr> </thead> <tbody> <tr> <td>0</td> <td>173.8</td> <td>249.9</td> <td>31.5</td> </tr> </tbody> </table>	GS	RUSH/G	PASS/G	PPG	0	173.8	249.9	31.5	<p>NOTES: Tops the depth chart at right guard entering the 2013 season ... Played six games as a backup guard and on special teams last year ... Helped Ole Miss score the 3rd-most points in school history (409) and average the 2nd-most yards per game in school history (423.8).</p>
GS	RUSH/G	PASS/G	PPG								
0	173.8	249.9	31.5								
<p>71 RT</p>		<p>PIERCE BURTON 6-6 290 Sr. Sacramento, Calif.</p> <table border="1"> <thead> <tr> <th>GS</th> <th>RUSH/G</th> <th>PASS/G</th> <th>PPG</th> </tr> </thead> <tbody> <tr> <td>13</td> <td>173.8</td> <td>249.9</td> <td>31.5</td> </tr> </tbody> </table>	GS	RUSH/G	PASS/G	PPG	13	173.8	249.9	31.5	<p>NOTES: Returning starter at right tackle Started all 13 games last season ... Helped Ole Miss score the 3rd-most points in school history (409) and average the 2nd-most yards per game in school history (423.8) ... Named to ESPN.com's SEC All-Bowl Team after the BBVA Compass Bowl win over Pitt.</p>
GS	RUSH/G	PASS/G	PPG								
13	173.8	249.9	31.5								
<p>96 K</p>		<p>ANDREW RITTER 6-3 216 Sr. Jackson, Miss.</p> <table border="1"> <thead> <tr> <th>FG</th> <th>LONG</th> <th>PAT</th> <th>PTS</th> </tr> </thead> <tbody> <tr> <td>—</td> <td>—</td> <td>—</td> <td>—</td> </tr> </tbody> </table>	FG	LONG	PAT	PTS	—	—	—	—	<p>NOTES: Redshirted last season ... Will be counted on at placekicker despite not attempting a field goal yet in his college career ... Served as the Rebels' kickoff specialist in his first three seasons ... Racked up 12 touchbacks in each of his three seasons as kickoff specialist.</p>
FG	LONG	PAT	PTS								
—	—	—	—								

10 DE		<p>C.J. JOHNSON 6-3 230 Jr. Philadelphia, Miss.</p> <table border="1" data-bbox="295 199 630 273"> <thead> <tr> <th>TACKLES</th> <th>TFL</th> <th>SACK</th> <th>QH</th> </tr> </thead> <tbody> <tr> <td>55</td> <td>8.0</td> <td>6.5</td> <td>2</td> </tr> </tbody> </table>	TACKLES	TFL	SACK	QH	55	8.0	6.5	2	<p>NOTES: Preseason All-SEC 2nd team by multiple outlets ... 2012 All-SEC 3rd team (College Sports Madness) ... Led team with 6.5 sacks ... T-8th in SEC with 0.5 sacks/game ... Finished 6th on team with 55 tackles and 4th with 8.0 TFLs ... Broke his fibula in the spring, but returned to action during fall camp.</p>
TACKLES	TFL	SACK	QH								
55	8.0	6.5	2								
95 DT		<p>BRYON BENNETT 6-2 270 Jr. Madison, Miss.</p> <table border="1" data-bbox="295 346 630 420"> <thead> <tr> <th>TACKLES</th> <th>TFL</th> <th>SACK</th> <th>QH</th> </tr> </thead> <tbody> <tr> <td>9</td> <td>1.5</td> <td>1.0</td> <td>3</td> </tr> </tbody> </table>	TACKLES	TFL	SACK	QH	9	1.5	1.0	3	<p>NOTES: Played in all 13 games with six starts at defensive tackle last season ... Has started 14 career games along the defensive line.</p>
TACKLES	TFL	SACK	QH								
9	1.5	1.0	3								
56 NT		<p>WOODROW HAMILTON 6-3 300 So. Raleigh, Miss.</p> <table border="1" data-bbox="295 493 630 567"> <thead> <tr> <th>TACKLES</th> <th>TFL</th> <th>SACK</th> <th>QH</th> </tr> </thead> <tbody> <tr> <td>9</td> <td>1.5</td> <td>1.0</td> <td>0</td> </tr> </tbody> </table>	TACKLES	TFL	SACK	QH	9	1.5	1.0	0	<p>NOTES: Sophomore impressed coaches during spring and fall camps and shot up the depth chart ... Played in eight games in a reserve role last year ... Redshirted his first season in 2011.</p>
TACKLES	TFL	SACK	QH								
9	1.5	1.0	0								
5 DE		<p>ROBERT NKEMDICHE 6-5 294 Fr. Loganville, Ga.</p> <table border="1" data-bbox="295 640 630 714"> <thead> <tr> <th>TACKLES</th> <th>TFL</th> <th>SACK</th> <th>QH</th> </tr> </thead> <tbody> <tr> <td>—</td> <td>—</td> <td>—</td> <td>—</td> </tr> </tbody> </table>	TACKLES	TFL	SACK	QH	—	—	—	—	<p>NOTES: Named Preseason SEC Newcomer of the Year by several outlets ... A preseason Freshman All-America pick by Athlon and ESPN.com ... The consensus No. 1 high school recruit in the nation last year out of Grayson HS ... Named a High School All-American by several publications ... Made 41 sacks in his prep career ... Younger brother of Rebel teammate Denzel Nkemdiche.</p>
TACKLES	TFL	SACK	QH								
—	—	—	—								
38 MLB		<p>MIKE MARRY 6-3 250 Sr. Clearwater, Fla.</p> <table border="1" data-bbox="295 787 630 861"> <thead> <tr> <th>TACKLES</th> <th>TFL</th> <th>SACK</th> <th>QH</th> </tr> </thead> <tbody> <tr> <td>78</td> <td>10.5</td> <td>2.5</td> <td>2</td> </tr> </tbody> </table>	TACKLES	TFL	SACK	QH	78	10.5	2.5	2	<p>NOTES: Preseason All-SEC 4th team (Phil Steele) ... Named the 24th recipient of the Chucky Mullins Courage Award this spring and will honor Mullins by wearing No. 38 throughout the year ... Has 22 career starts at middle linebacker, including 12 games last year ... Finished 3rd on the team with 78 tackles and 2nd with 10.5 TFLs.</p>
TACKLES	TFL	SACK	QH								
78	10.5	2.5	2								
4 OLB		<p>DENZEL NKEMDICHE 5-11 207 So. Loganville, Ga.</p> <table border="1" data-bbox="295 934 630 1008"> <thead> <tr> <th>TACKLES</th> <th>TFL</th> <th>INT</th> <th>FF</th> </tr> </thead> <tbody> <tr> <td>82</td> <td>13.0</td> <td>3</td> <td>4</td> </tr> </tbody> </table>	TACKLES	TFL	INT	FF	82	13.0	3	4	<p>NOTES: On preseason watch lists for the Lombardi Award and Nagurski Trophy ... Preseason All-America 4th team (Phil Steele) ... Preseason All-SEC 1st team by several outlets ... 2012 Freshman All-America 1st team ... All-SEC 2nd team ... Led the team with 82 tackles, 13.0 TFLs, 4 forced fumbles and 3 interceptions ... Older brother of Rebel teammate Robert Nkemdiche.</p>
TACKLES	TFL	INT	FF								
82	13.0	3	4								
28 NICKEL		<p>MIKE HILTON 5-8 182 So. Fayetteville, Ga.</p> <table border="1" data-bbox="295 1081 630 1155"> <thead> <tr> <th>TACKLES</th> <th>TFL</th> <th>FF</th> <th>PD</th> </tr> </thead> <tbody> <tr> <td>33</td> <td>3.5</td> <td>2</td> <td>2</td> </tr> </tbody> </table>	TACKLES	TFL	FF	PD	33	3.5	2	2	<p>NOTES: Tops the depth chart at the huskie (nickel) position ... Played in 12 games with five starts last year (four at huskie, one at corner) ... Recorded 33 tackles, 3.5 TFLs, 2.0 sacks, 2 PBUs and 2 forced fumbles as a true freshman.</p>
TACKLES	TFL	FF	PD								
33	3.5	2	2								
21 FCB		<p>SENQUEZ GOLSON 5-9 193 Jr. Pascagoula, Miss.</p> <table border="1" data-bbox="295 1228 630 1302"> <thead> <tr> <th>TACKLES</th> <th>TFL</th> <th>INT</th> <th>PD</th> </tr> </thead> <tbody> <tr> <td>36</td> <td>0.5</td> <td>3</td> <td>6</td> </tr> </tbody> </table>	TACKLES	TFL	INT	PD	36	0.5	3	6	<p>NOTES: Played in 12 games with six starts at corner last year ... 9th on the team with 36 tackles and tied for the team lead with 3 interceptions ... Has 10 career starts over the first two seasons ... Also played on the Ole Miss baseball team in 2012 ... Selected in the 8th round of the 2011 MLB Draft by Boston as a center fielder.</p>
TACKLES	TFL	INT	PD								
36	0.5	3	6								
7 ROVER		<p>TRAE ELSTON 6-0 190 So. Oxford, Ala.</p> <table border="1" data-bbox="295 1375 630 1449"> <thead> <tr> <th>TACKLES</th> <th>TFL</th> <th>INT</th> <th>PD</th> </tr> </thead> <tbody> <tr> <td>61</td> <td>1.0</td> <td>0</td> <td>6</td> </tr> </tbody> </table>	TACKLES	TFL	INT	PD	61	1.0	0	6	<p>NOTES: An SEC All-Freshman pick by ESPN.com last year ... Played in 12 games with nine starts at rover ... Finished 5th on the team with 61 tackles and had 6 PBUs, a sack and a fumble recovery ... Under Armour All-American at Oxford (Ala.) HS.</p>
TACKLES	TFL	INT	PD								
61	1.0	0	6								
25 FS		<p>CODY PREWITT 6-2 220 Jr. Bay Springs, Miss.</p> <table border="1" data-bbox="295 1522 630 1596"> <thead> <tr> <th>TACKLES</th> <th>TFL</th> <th>INT</th> <th>PD</th> </tr> </thead> <tbody> <tr> <td>80</td> <td>5.0</td> <td>2</td> <td>6</td> </tr> </tbody> </table>	TACKLES	TFL	INT	PD	80	5.0	2	6	<p>NOTES: Preseason All-SEC 3rd team (Athlon) ... Started every game at free safety last year ... 2nd on the team with 80 tackles ... Also had 5.0 TFLs, 1.5 sacks, 2 interceptions, 6 passes defended, 2 forced fumbles and 2 fumble recoveries.</p>
TACKLES	TFL	INT	PD								
80	5.0	2	6								
8 S		<p>CHIEF BROWN 6-1 200 So. Winona, Miss.</p> <table border="1" data-bbox="295 1669 630 1743"> <thead> <tr> <th>TACKLES</th> <th>TFL</th> <th>INT</th> <th>FF</th> </tr> </thead> <tbody> <tr> <td>17</td> <td>0</td> <td>1</td> <td>1</td> </tr> </tbody> </table>	TACKLES	TFL	INT	FF	17	0	1	1	<p>NOTES: Had a great spring and fall camp ... Considered a third "starter" at safety ... Received the Jeff Hamm Memorial Award, presented to the most improved defensive player of the spring ... Played in 12 games with one start last year ... Totaled 17 tackles.</p>
TACKLES	TFL	INT	FF								
17	0	1	1								
3 BCB		<p>CHARLES SAWYER 5-11 178 Sr. Miami, Fla.</p> <table border="1" data-bbox="295 1816 630 1890"> <thead> <tr> <th>TACKLES</th> <th>TFL</th> <th>INT</th> <th>PD</th> </tr> </thead> <tbody> <tr> <td>63</td> <td>4.0</td> <td>1</td> <td>9</td> </tr> </tbody> </table>	TACKLES	TFL	INT	PD	63	4.0	1	9	<p>NOTES: Preseason All-SEC 2nd team by multiple outlets ... Has started 26 straight games ... Top returning SEC leader in career interceptions (7) and passes defended (26) ... Finished 4th on the team with 63 tackles and had 4.0 TFLs, 1.5 sacks, an interception, 9 passes defended, a fumble recovery and a blocked kick in 2012 ... Has been nursing shoulder and knee injuries throughout the offseason.</p>
TACKLES	TFL	INT	PD								
63	4.0	1	9								
97 P		<p>TYLER CAMPBELL 6-2 230 Sr. Little Rock, Ark.</p> <table border="1" data-bbox="295 1963 630 2037"> <thead> <tr> <th>PUNTS</th> <th>AVG</th> <th>LONG</th> <th>IN 20</th> </tr> </thead> <tbody> <tr> <td>72</td> <td>43.6</td> <td>73</td> <td>28</td> </tr> </tbody> </table>	PUNTS	AVG	LONG	IN 20	72	43.6	73	28	<p>NOTES: Preseason All-SEC 2nd team by multiple outlets ... Two-time AP All-SEC honoree who elected to redshirt in 2012 ... 2010 NCAA punting champion (46.4 ypp) and College Football News All-America third team ... Ranked top-two in the SEC in punting in two of his three seasons on the field.</p>
PUNTS	AVG	LONG	IN 20								
72	43.6	73	28								

OLE MISS BY THE NUMBERS

- 83 million - Dollars Raised by Forward Together Campaign
- 810,000 - Fans at Ole Miss sporting events in 2012
- 60,580 - Vaught-Hemingway Stadium Capacity
- 628 - All-Time Victories
- 279 - Pro Draft Picks
- 244 - Weeks Ranked In The AP Poll
- 217 - Television Appearances
- 208 - Shutouts In Ole Miss History
- 54 - First Team All-Americans
- 34 - Bowl Appearances (T-19th All-Time)
- 24 - Academic All-Americans
- 22 - Bowl Wins (T-10th All-Time)
- 19 - NFL First Round Picks
- 12 - Overtime Games
- 10 - College Football Hall of Fame Inductees
- 8 - Sugar Bowl Appearances (4th All-Time)
- 6 - Heisman Trophy Finalists
- 6 - SEC Championships
- 4 - Rhodes Scholars
- 3 - National Championships
- 1 - Highest Ranking In AP Poll

QUICK FACTS

School: Ole Miss (University of Mississippi)
Location: Oxford, Miss.
Founded: November 6, 1848
Enrollment: 21,535
Chancellor: Dr. Daniel W. Jones (Miss. College, 1971)
Athletics Director: Ross Bjork (Emporia State, 1995)
Game Operations Director: Brian Russell
Athletics Department Phone: (662) 915-7241
University Website: www.OleMiss.edu
Athletics Website: www.OleMissSports.com
Gameday/Ticketing Website: www.OleMissFB.com
Conference: Southeastern (Western Division)
Nickname: Rebels
Colors: Cardinal Red (PMS 186) and Navy Blue (PMS 2767)
Stadium: Vaught-Hemingway Stadium/Hollingsworth Field
Capacity: 60,580
Playing Surface: FieldTurf
First Year of Football: 1893
Number of Years Playing Football: 118
All-Time Overall Record: 628-492-35
All-Time Bowl Record : 22-12

OLE MISS HEAD COACH HUGH FREEZE

Hugh Freeze (Southern Miss, 1992) begins his second season at the Ole Miss helm. His first year as head coach in Oxford saw him reverse the team's fortunes with a 7-6 record and a bowl win over Pittsburgh in the BBVA Compass Bowl. He followed that up with a signing class that rated top five in the nation. Expectations are much higher for Rebel Nation thanks to Freeze, who was named the University's 37th head football coach on Dec. 5, 2011. He now boasts a 37-13 career record. His one year as head coach at Arkansas State saw the Red Wolves go 10-2 and capture the 2011 Sun Belt Conference title, while Freeze was tabbed Sun Belt Coach of the Year. It is his second stint at Ole Miss, as he was a member of the Rebel coaching staff from 2005-07, including the final two seasons as an assistant coach and recruiting coordinator with two of the top classes in UM history.

VANDERBILT HEAD COACH JAMES FRANKLIN

James Franklin (East Stroudsburg (Pa.), 1995) is starting his third season as head coach of the Commodores. He has a 15-11 career mark, including a 9-4 ledger last year. He is the first coach in Vanderbilt history to lead the team to back-to-back bowl games. Prior to his arrival in Nashville, Franklin was offensive coordinator at Maryland (2008-10) and Kansas State (2006-07). Before that, he was an assistant in charge of wide receivers for the NFL's Green Bay Packers (2005). He was an assistant at Maryland (2000-04), Idaho State (1999), Washington State (1998) and James Madison (1997) after getting his start as an assistant at his alma mater in 1996.

VANDERBILT SCOUTING REPORT

Vanderbilt went 9-4 last year to tie for the most victories in a season in school history and the most since 1915. The Commodores finished fourth in the SEC Eastern Division with a 5-3 league record. They closed out the 2012 campaign with a seven-game winning streak and were ranked 23rd in the final AP poll and 20th in the final coaches poll. James Franklin led the team to its second consecutive bowl appearance with a 38-24 win over NC State. All-star receiver Jordan Matthews returns after catching 94 balls for 1,323 yards and eight touchdowns last season.

2013 Vanderbilt Schedule

		Result/Time (CT)		
Aug. 29	OLE MISS*	8:15 p.m.	Oct. 26	at Texas A&M* TBA
Sept. 7	AUSTIN PEAY	6:30 p.m.	Nov. 9	at Florida* TBA
Sept. 14	at South Carolina*	6 p.m.	Nov. 16	KENTUCKY* TBA
Sept. 21	at UMASS	11 a.m.	Nov. 23	at Tennessee* TBA
Sept. 28	UAB	TBA	Nov. 30	WAKE FOREST TBA
Oct. 5	MISSOURI*	TBA	* SEC game	
Oct. 19	GEORGIA*	TBA	HOME GAMES IN CAPS	

OPENERS

- The Rebels are 87-26-5 (.758 winning percentage) in season openers and have taken 14 of the last 17.
- Ole Miss is 28-20-2 (.580 winning percentage) when opening a season on the road ... The last time the Rebels opened on the road was in 2009 versus Memphis (W, 45-14) ... Ole Miss has won its last five openers on the road.
- The Rebels are 8-5 (.615 winning percentage) when opening the season against an SEC foe since the league started in 1933 ... The last time Ole Miss opened with a league team was in 2003 at Vanderbilt (W, 24-21) ... In openers on the road against a league foe, the Rebels are 4-4.

OLE MISS REBELS STYLE GUIDE

NAME

Ole Miss (preferred)
 University of Mississippi
~~Mississippi~~

NICKNAME

Rebels

COLORS

Cardinal Red (PMS 186)
 Navy Blue (PMS 2767)

LOGO



MASCOT



Rebel

MISCELLANEOUS

Hotty Toddy (see page 188)
 Landshark (see page 17)

SEC OPENERS

- Ole Miss is 30-46-3 (.399 winning percentage) in SEC openers.
- The Rebels are kicking off league play with Vanderbilt for the first time since 2011, the fifth time in the last seven years and the ninth time overall.
- Ole Miss is opening SEC play on the road for the ninth time in the last 11 seasons.
- The Rebels are seeking to snap a nine-game skid in SEC openers ... The last league-opening win came in 2003 in Nashville, a 24-21 victory over the Commodores.

HONORING PARK STEVENS

Ole Miss players will wear PS stickers on their helmets this season in honor of former teammate **Park Stevens**, who died in a car accident on July 3. Redshirt-freshman OL **Robert Conyers** changed his uniform number from 78 to Stevens' 75 to honor his friend and former roommate, and Stevens' memory will also be honored in a "Fallen Rebels" display in the IPF soon.

TENNESSEE REBELS

The Ole Miss roster features 13 players from the Volunteer State: **Matt Brown** (Cordova), **Barry Brunetti** (Memphis), **Mark Dodson** (Memphis), **Jared Duke** (Cleveland), **Andrew Fletcher** (Nashville), **Garrett Kalem** (Milan), **I'Tavius Mathers** (Murfreesboro), **Herbert Moore** (Memphis), **Jack Nuismer** (Nashville), **Ben Still** (Memphis), **Bo Wallace** (Pulaski), **Jaylen Walton** (Memphis), **Jordan Wilkins** (Cordova).

REBEL-COMMODORE CONNECTIONS

- Ole Miss freshman RB **Jordan Wilkins** is the younger brother of Vanderbilt junior WR Trey Wilkins.
- Ole Miss freshman DT **Herbert Moore** and Vanderbilt sophomore RB Brian Kimbrow were teammates at Memphis East High School.
- Ole Miss senior WR **Terrell Grant** and Vanderbilt sophomore LB Jahmel McIntosh were teammates at Cleveland High School in Cleveland, Miss.
- Vanderbilt senior RB Wesley Tate has a set of younger twin sisters, Breanna and Deanna, that are freshmen on the Ole Miss track & field team.

GRADUATED REBELS

Thirteen Ole Miss football student-athletes have already received their undergraduate degrees, which is tied for the most among Division I FBS schools. They are TE **Justin Bigham** (B.S. in Exercise Science), P **Tyler Campbell** (B.B.A. in Managerial Finance), P **Chris Conley** (B.B.A. in Management), WR **Terrell Grant** (B.S. in Integrated Marketing Communications), WR **Ja-Mes Logan** (B.S. in Criminal Justice), OL **Emmanuel McCray** (B.S. in Exercise Science), WR **Korvic Neat** (B.S. in General Studies), TE **Jack Nuismer** (B.A. in Economics), QB **Robert Ratliff** (B.B.A. in Managerial Finance), K **Andrew Ritter** (B.B.A. in Managerial Finance), DB **Charles Sawyer** (B.B.A. in Management), LB **D.T. Shackelford** (B.A. in History) and C **Evan Swindall** (B.B.A. in Management).

OLE MISS FOOTBALL TV/RADIO NETWORK

The Season: Ole Miss Football

Station	Times
Fox Sports South	Thursday 5 PM
CSS	Friday 3:30 PM
Cox Cable	TBD
WCBI (Columbus)	Thursday 10 PM
WMDN (Meridian)	Friday 7 PM
WKFK (Coast)	Thursday 7:30 PM

Ole Miss Radio Network

City	Station (Frequency)
Amory*	WAMY-AM (1580 AM)
Brookhaven*	WBKN-FM (92.1 FM)
Collinsville	WZKR-FM (103.3 FM)
Columbus*	WNMQ-FM (103.1 FM)
Columbus	WJWF-AM (1400 AM)
Corinth*	WXRZ-FM (94.3 FM)
Greenwood*	WYMX-FM (99.1 FM)
Hattiesburg*	WFMM-FM (97.3 FM)
Hazlehurst*	WDXO-FM (92.9 FM)
Jackson*	WFMN-FM (97.3 FM)
Laurel*	WLAU-FM (99.3 FM)
Lexington, Tenn.	WZLT-FM (99.3 FM)
Louisville*	WLSM-FM (107.1 FM)
McComb*	WAZA-FM (107.7 FM)
Memphis, Tenn.*	WHBQ-AM (560 AM)
Memphis, Tenn.*	WPGF-LP (87.7 FM)
Meridian	WZKR-FM (103.3 FM)
Natchez*	WKSQ-FM (97.3 FM)
Ocean Springs*	WOSM-FM (103.1 FM)
Oxford	WQLJ-FM (93.7 FM)
Oxford/Water Valley*	WTNM-FM (105.5 FM)
Philadelphia*	WHOC-AM (1490 AM)
Prentiss*	WJDR-FM (98.3 FM)
Starkville*	WSSO-AM (1230 AM)
Tupelo*	WWMR-FM (102.9 FM)
Vicksburg*	WVBG-AM (1420 AM)
Waynesboro	WABO-AM (990 AM)
Yazoo City*	WBYP-FM (107.1 FM)
Nationwide	Satellite (Sirius XM)
Worldwide*	OleMissSports.com

* Carries RebTalk live on Tuesdays, 7-8 p.m. CT

Affiliate list subject to change.

Broadcasts can be heard over the Internet through OleMissSports.com's *RebelVision*.

CAREER STARTS BY POSITION

OFFENSE

QB

Wallace (13)
Brunetti (2)

RB

J. Scott (24)

TE

WR

Moncrief (24)
Logan (14)
Sanders (13)

C. Moore (3)
Neat (4)

LT

McCray (13)

LG

Morris (19)
Junen (11)

C

Swindall (22)

RG

Duke (6)

RT

Burton (13)

DEFENSE

DE

Johnson (13)
Whigham (11)
Shackelford (5)

DT/NT

Bennett (14)
Gross (7)
C. Martin (3)

MLB

Marry (22)

OLB

D. Nkemdiche (13)
Bryant (3)
Shackelford (1)
Lewis (2)

FS

Prewitt (13)
Sawyer (10)

DB

D. Collins (5)
Hilton (4)
Lewis (1)

Mathews (1)

SS/ROVER

Elston (9)
Prewitt (4)
Sawyer (3)
C. Brown (1)

CB

Sawyer (16)
Golson (10)
Coleman (2)
Hilton (1)
D. Collins (1)

OLE MISS IN THE POLLS

ASSOCIATED PRESS

1	Alabama (58)	1498
2	Ohio State (1)	1365
3	Oregon	1335
4	Stanford	1294
5	Georgia (1)	1249
6	South Carolina	1154
7	Texas A&M	1104
8	Clemson	1083
9	Louisville	1042
10	Florida	894
11	Florida State	845
12	LSU	802
13	Oklahoma State	755
14	Notre Dame	748
15	Texas	677
16	Oklahoma	579
17	Michigan	531
18	Nebraska	382
19	Boise State	328
20	TCU	323
21	UCLA	286
22	Northwestern	199
23	Wisconsin	185
24	USC	134
25	Oregon State	129

USA TODAY COACHES

1	Alabama (58)	1545
2	Ohio State (3)	1427
3	Oregon	1397
4	Stanford	1262
5	Georgia	1250
6	Texas A&M (1)	1215
7	South Carolina	1136
8	Clemson	1047
9	Louisville	1010
10	Florida	930
11	Notre Dame	872
12	Florida State	844
13	LSU	797
14	Oklahoma State	726
15	Texas	622
16	Oklahoma	620
17	Michigan	589
18	Nebraska	426
19	Boise State	420
20	TCU	400
21	UCLA	202
22	Northwestern	186
23	Wisconsin	172
24	USC	165
25	Oregon State	135

RV: Michigan St. 95, Baylor 92, Va. Tech 86, Miami (FL) 85, Arizona St. 53, Kansas St. 43, Fresno St. 36, Vanderbilt 19, Washington 17, No. Illinois 16, **Ole Miss 11**, Utah St. 8, Ga. Tech 6, Cincinnati 3, Arizona 3, UNC 3, Penn St. 2, BYU 1

RV: Kansas St. 113, Miami (FL) 101, Mich. St. 89, Baylor 80, Va. Tech 65, Fresno St. 62, Arizona St. 51, **Ole Miss 32**, Vanderbilt 29, Utah St. 23, BYU 20, UNC 19, No. Ill. 19, Tulsa 9, SISU 8, Ohio 8, Arizona 5, Cincinnati 3, ECU 3, Miss. St. 3, Kent St. 3, Wash. 3, UCF 2, Tenn. 1, Toledo 1, Rutgers 1, Arkansas 1, Arkansas St. 1

OLE MISS IN AUGUST

- Ole Miss is 6-0 all-time during the month of August.
- The Rebels are 1-0 in August SEC games (*03 Vandy).
- The first August game in program history was in 1991 at Tulane.
- The Rebels' last August game was in 2008 against Memphis.

REBELS VERSUS SEC EAST

- Since the SEC started divisional play in 1992, Ole Miss is 29-33 (.468 winning percentage) vs. the Eastern Division.
- The Rebels and Commodores have met every season since divisional play started, and Ole Miss is 13-8 against Vanderbilt during that time.
- Ole Miss is 13-20 (.394 win pct.) against SEC East schools on the road.
- Ole Miss is 0-2 against SEC East schools under head coach Hugh Freeze.
- The Rebels are looking to snap a six-game losing skid to East teams ... Their last win came against Kentucky in 2010.
- Ole Miss vs. SEC Eastern Division since 1992:

School	W-L	Pct.	Last Game
Florida	3-3	.500	2008
Georgia	3-12	.200	2012
Kentucky	5-3	.625	2011
South Carolina	4-2	.667	2009
Tennessee	1-5	.167	2010
Vanderbilt	13-8	.619	2012

ELITE OPPONENTS

Ole Miss will play seven teams that are either ranked or receiving votes in the preseason AP and USA Today Coaches polls. Ranked teams include No. 1 Alabama, No. 6 Texas A&M, No. 12 LSU and No. 15 Texas, while Vanderbilt, Mississippi State and Arkansas are receiving votes.

ODDS AND ENDS

- Four of the Rebels' first five games are on the road, while six of the last seven are at home.
- Ole Miss will not leave the state of Mississippi after the Oct. 5 game at Auburn.
- Ole Miss has never faced Southeast Missouri, Idaho or Troy before this season.
- The Rebels return 19 of 22 starters this season, and players have combined for 400 career starts (187 offense, 178 defense, 35 punter/kicker), which is third-most in Division I FBS behind Georgia Tech (426) and Texas (406).

2013 PRESEASON HONORS

TYLER CAMPBELL | P

- All-SEC second team (coaches, Birmingham News)
- All-SEC third team (Athlon)
- CFPA Special Teams Trophy Watch List

TONY CONNER | DB

- Freshman All-America third team (Athlon)

ISSAC GROSS | DT

- All-SEC fourth team (Athlon)

C.I. JOHNSON | DE

- All-SEC second team (Birmingham News, Athlon)
- All-SEC third team (coaches, media, Lindy's)
- All-SEC fourth team (Phil Steele)
- CFPA Defensive Lineman Trophy Watch List

JA-MES LOGAN | WR

- All-SEC fourth team (Phil Steele)

MIKE MARRY | LB

- All-SEC fourth team (Phil Steele)

DONTE MONCRIEF | WR

- BILETNIKOFF AWARD WATCH LIST
- All-SEC second team (coaches, media, Phil Steele, Birmingham News, Athlon, Lindy's)
- All-SEC third team (College Sports Madness)
- CFPA Wide Receiver Trophy Watch List

AARON MORRIS | OG

- All-SEC second team (Athlon)
- All-SEC third team (coaches, Phil Steele)

DENZEL NKEMDICHE | LB

- LOMBARDI AWARD WATCH LIST
- NAGURSKI TROPHY WATCH LIST
- All-America fourth team (Phil Steele)
- All-SEC first team (coaches, media, Phil Steele, Birmingham News, Lindy's)
- All-SEC second team (Athlon, College Sports Madness)
- CFPA Linebacker Trophy Watch List

ROBERT NKEMDICHE | DE

- SEC Newcomer of the Year (Lindy's)
- SEC's Top Impact Frosh (Sporting News)
- SEC Freshman of the Year (College Sports Madness)
- Freshman All-America (ESPN.com)
- Freshman All-America first team (Athlon)
- All-SEC third team (Phil Steele, College Sports Madness)

CODY PREWITT | DB

- All-SEC third team (Athlon)

ANDREW RITTER | K

- CFPA Special Teams Trophy Watch List

CHARLES SAWYER | CB

- All-SEC second team (Birmingham News, Lindy's)
- All-SEC third team (coaches, media, College Sports Madness)

- All-SEC fourth team (Phil Steele, Athlon)

JEFF SCOTT | RB

- All-SEC third team (media, Lindy's, College Sports Madness)
- All-SEC fourth team (Phil Steele, Athlon)

D.T. SHACKELFORD | DE/LB

- BUTKUS AWARD WATCH LIST
- LOTT IMPACT TROPHY WATCH LIST

EVAN SWINDALL | C

- RIMINGTON TROPHY WATCH LIST

LAQUON TREADWELL | WR

- Freshman All-America third team (Athlon)

LAREMY TUNSIL | OL

- Freshman All-America (ESPN.com)
- Freshman All-America second team (Athlon)

BO WALLACE | QB

- MAXWELL AWARD WATCH LIST
- DAVEY O'BRIEN AWARD WATCH LIST
- MANNING AWARD WATCH LIST

JAYLEN WALTON | RB/KR

- All-SEC fourth team - KR (Phil Steele)
- CFPA Kickoff Returner Trophy Watch List

Ole Miss had just one assistant coaching change in the offseason with cornerbacks coach Wesley McGriff leaving for the New Orleans Saints and being replaced by **Jason Jones**.

OFFENSIVE NOTES

- Ole Miss returns 26 lettermen and eight starters on offense from last year's team.
- Last year's squad ranked top five in the SEC and top 50 in the nation in scoring (31.5), total offense (423.8) and passing (249.9).
- Senior RB **Jeff Scott** is the top returning rusher (846 yards, 6 TDs).
- Junior **Bo Wallace** returns as the starting QB after passing for 2,994 yards and 22 touchdowns last year, both among the best marks in school history.
- Junior WR **Donte Moncrief** (66 receptions, 979 yards, 10 TDs) leads the receiving corps after tying the school record with 10 TD catches last year.
- The Rebels return four of the five starting offensive linemen from last year, having to only replace RG **A.J. Hawkins**, who graduated and was picked up by the Kansas City Chiefs.
- Ole Miss will break in a new tight end this year after losing seniors **Ferbia Allen** and **Jamal Mosley** from last year. Top candidates include freshman **Evan Engram**, junior **Nicholas Parker** and senior **Jack Nuismer**.

DEFENSIVE NOTES

- Ole Miss returns 25 lettermen and all 11 starters on defense from last year's team.
- Last year, the Rebels ranked first in the SEC and fourth nationally in TFLs (7.9/game) and second in the SEC and 11th nationally in sacks (2.9/game).
- Sophomore OLB **Denzel Nkemdiche** was a Freshman All-America pick last year after he led the Rebels with 82 tackles, 13.0 TFLs, four forced fumbles and three interceptions.
- Senior MLB **Mike Marry** returns for his final season ... He posted 78 tackles, 10.5 TFLs and 2.5 sacks a year ago.
- Last year's starting defensive line of **C.J. Johnson**, **Issac Gross**, **Bryon Bennett** and **Cameron Whigham** return, while Ole Miss adds the nation's top 2013 recruit in freshman DE **Robert Nkemdiche** and the nation's top-rated JUCO transfer in DT **Lavon Hooks**.
- The starting defensive backfield of **Charles Sawyer** (CB), **Senquez Golson** (CB), **Trae Elston** (rover), **Cody Prewitt** (FS) and **Dehendret Collins** (nickel) returns.
- Sophomore DB **Chief Brown** came on strong in the offseason and earned the Jeff Hamm Memorial Award for the most improved defensive player of spring drills.

SPECIAL TEAMS NOTES

- After redshirting last year, seniors **Tyler Campbell** and **Andrew Ritter** rejoin the team on the field as the starting punter and kicker, respectively ... Campbell was the NCAA punting champion (46.4 ypp) as a sophomore in 2010, and he ranks second in school history in career punting average (44.6 ypp).
- Sophomore **Jaylen Walton** ranked fourth in the SEC and 33rd in the NCAA with a 24.7-yard kick return average last year ... He recorded the fifth 100-yard kickoff return for a touchdown in school history against Texas.
- Senior **Jeff Scott** is expected to be the primary punt returner this year after he served the same role in 2011.

CHUCKY MULLINS COURAGE AWARD

In the spring, senior LB **Mike Marry** was selected as the 2013 recipient of the Chucky Mullins Courage Award, which goes to a defensive player each year. The award, sponsored by Phi Beta Sigma fraternity, honors the late Chucky Mullins, who had his Ole Miss career come to an end during the 1989 Homecoming game against Vanderbilt when he was paralyzed after making a tackle. After returning to his studies at Ole Miss, Mullins passed away on May 6, 1991. Marry will wear the No. 38 jersey in Mullins' honor this season.

2014 SCHEDULE ANNOUNCED

The complete 2014 Ole Miss football schedule was announced recently. The season will begin Thursday, Aug. 28, against Boise State in Atlanta's Georgia Dome.

2014 Schedule

Aug. 28	vs. Boise State (Atlanta)	Oct. 25	at LSU*
Sept. 6	at Vanderbilt*	Nov. 1	AUBURN*
Sept. 13	LOUISIANA-LAFAYETTE	Nov. 8	PRESBYTERIAN
Sept. 20	OPEN	Nov. 15	OPEN
Sept. 27	MEMPHIS	Nov. 22	at Arkansas*
Oct. 4	ALABAMA*	Nov. 29	MISSISSIPPI STATE*
Oct. 11	at Texas A&M*		
Oct. 18	TENNESSEE*		

* SEC game
HOME GAMES IN CAPS

MOST GAMES PLAYED

- 37 Ja-Mes Logan, Charles Sawyer
- 35 Tyler Campbell, Patrick Junen, Mike Marry, Andrew Ritter

CONSECUTIVE GAMES PLAYED

- 37 Ja-Mes Logan, Charles Sawyer
- 35 Patrick Junen
- 34 Jared Duke

MOST STARTS

- 29 Charles Sawyer
- 24 Jeff Scott, Donte Moncrief
- 22 Evan Swindall, Mike Marry
- 19 Aaron Morris
- 17 Cody Prewitt
- 14 Ja-Mes Logan, Bryon Bennett
- 13 Emmanuel McCray, Pierce Burton, Bo Wallace, Denzel Nkemdiche, Vince Sanders, C.J. Johnson

CONSECUTIVE STARTS

- 26 Charles Sawyer
- 20 Evan Swindall
- 17 Cody Prewitt
- 13 Pierce Burton, Emmanuel McCray, Aaron Morris, Denzel Nkemdiche, Bo Wallace

2013 GAME CAPTAINS

- VU:
- SEMO:
- TEX:
- ALA:
- AUB:
- TAMU:
- LSU:
- IDAHO:
- ARK:
- TROY:
- MIZZ:
- MSU:

2013 COIN TOSSES

- | | Coin Toss | Game Result |
|--------|-----------|-------------|
| VU: | | |
| SEMO: | | |
| TEX: | | |
| ALA: | | |
| AUB: | | |
| TAMU: | | |
| LSU: | | |
| IDAHO: | | |
| ARK: | | |
| TROY: | | |
| MIZZ: | | |
| MSU: | | |

FACILITY IMPROVEMENTS

As part of the Forward Together capital campaign, the Ole Miss football facilities are being enhanced in a number of ways this season. Among the improvements are a renovated and expanded locker room and team lounge, a new dining facility and nutrition center, expanded weight room, a new head coaching suite, a new state-of-the-art team meeting room, a new halftime locker room in Vaught-Hemingway Stadium, a new brick facade along the stadium sidelines, new field-level chair back seating and two new on-field suites in the southeast and northwest corners of the stadium.

OLE MISS IN THE NFL

Ole Miss has 27 players on NFL rosters this season, including 2008 and 2012 Super Bowl MVP Eli Manning and six-time Pro Bowl LB Patrick Willis.

- BRANDON BOLDEN | RB | New England Patriots
- MARSHAY GREEN | CB | Indianapolis Colts
- BENJARVUS GREEN-ELLIS | RB | Cincinnati Bengals
- GREG HARDY | DE | Carolina Panthers
- A.J. HAWKINS | OL | Kansas City Chiefs
- JOHN JERRY | OG | Miami Dolphins
- PERIA JERRY | DT | Atlanta Falcons
- RISHAW JOHNSON | OG | Seattle Seahawks
- KENDRICK LEWIS | S | Kansas City Chiefs
- ELI MANNING | QB | New York Giants
- BOBBY MASSIE | OT | Arizona Cardinals
- TRUMAINE McBRIDE | CB | New York Giants
- DEXTER McCLUSTER | WR | Kansas City Chiefs
- MICHAEL OHER | OT | Baltimore Ravens
- ASHLEE PALMER | LB | Detroit Lions
- JERMEY PARNELL | OT | Dallas Cowboys
- GILBERT PENA | DT | Green Bay Packers
- JERRELL POWE | DT | Kansas City Chiefs
- GERALD RIVERS | DE | St. Louis Rams
- JAMARCA SANFORD | S | Minnesota Vikings
- BRADLEY SOWELL | OT | Tampa Bay Bucs
- CHRIS SPENCER | OL | Tennessee Titans
- MICHEAL SPURLOCK | WR | Detroit Lions
- PATRICK TRAHAN | LB | Chicago Bears
- CASSIUS VAUGHN | CB | Indianapolis Colts
- MIKE WALLACE | WR | Miami Dolphins
- PATRICK WILLIS | LB | San Francisco 49ers

CLIMBING THE RECORD BOOKS

Current Rebels are moving up the school record books in the following categories:

CAREER RUSHING YARDS

Player, Position, Years	Yards
Deuce McAllister, RB, 1997-2000	3060
Joe Gunn, RB, 1998-2001	2749
Kayo Dottley, FB, 1947-50	2654
Brandon Bolden, RB, 2008-11	2604
Dou Innocent, FB-RB, 1991-92, 1994-95	2322
BenJarvus Green-Ellis, RB, 2006-07	2137
Leon Perry, FB, 1976-79	2135
Dexter McCluster, RB-WR, 2006-09	1955
Jeff Scott, RB, 2010-pres.	1804

CAREER RUSHING TOUCHDOWNS

Player, Years	No.
Deuce McAllister, 1997-2000	37
Brandon Bolden, 2008-11	27
John Fourcade, 1978-81	22
Joe Gunn, 1998-2001	22
Kayo Dottley, 1947-50	21
Randy Baldwin, 1989-90	20
Merle Hapes, 1939-41	19
Leon Perry, 1976-79	18
Stephen Ainsworth, 1970-72	17
Jeff Scott, 2010-pres.	15
Marvin Courtney, 1990-93	15
Dexter McCluster, 2006-09	15

CAREER ALL-PURPOSE YARDS

Player, Years	Yards
Deuce McAllister, 1997-2000	4889
Dexter McCluster, 2006-09	4089
Brandon Bolden, 2008-11	3681
Mike Wallace, 2005-08	3396
Chris Collins, 2000-03	3274
Mike Espy, 2002-05	3240
J.R. Ambrose, 1984-87	3186
Joe Gunn, 1998-2001	3123
Jeff Scott, 2010-pres.	2966

CAREER PASSING YARDS

Player, Years	Yards
Eli Manning, 2000-03	10,119
Romaro Miller, 1997-2000	6311
Kent Austin, 1981-85	6184
John Fourcade, 1978-81	5412
Jevan Snead, 2008-09	5394
Mark Young, 1985-88	4971
Archie Manning, 1968-70	4753
Russ Shows, 1989-92	3778
Josh Nelson, 1994-95	3703
Stewart Patridge, 1994-97	3564
John Darnell, 1986-89	3253
Bo Wallace, 2012-pres.	2994

CAREER PASSING TOUCHDOWNS

Player, Years	No.
Eli Manning, 2000-03	81
Jevan Snead, 2008-09	46
Romaro Miller, 1997-2000	43
Archie Manning, 1968-70	31
Kent Austin, 1981-85	31
Mark Young, 1985-88	31
Charlie Conerly, 1942, 1946-47	26
John Fourcade, 1978-81	25
Josh Nelson, 1994-95	24
Glynn Griffing, 1960-62	23
Bo Wallace, 2012-pres.	22

CAREER 200-YARD PASSING GAMES

Player, Years	No.
Eli Manning, 2000-03	32
Romaro Miller, 1997-2000	19
Jevan Snead, 2008-09	14
Kent Austin, 1981-85	11
Stewart Patridge, 1994; 96-97	10
Josh Nelson, 1994-95	8
Bo Wallace, 2012	7
John Fourcade, 1978-81	7

CAREER 300-YARD PASSING GAMES

Player, Years	No.
Eli Manning, 2000-03	10
Bo Wallace, 2012	3
Romaro Miller, 1997-2000	3
Stewart Patridge, 1994; 96-97	3
Archie Manning, 1968-70	3

CAREER RECEIVING TOUCHDOWNS

Player, Years	No.
Chris Collins, 2000-03	24
Shay Hodge, 2006-09	22
Grant Heard, 1996-2000	16
Mike Wallace, 2005-08	15
Donte Moncrief, 2011-pres.	14

CAREER 100-YARD RECEIVING GAMES

Player, Years	No.
Chris Collins, 2000-03	11
Shay Hodge, 2006-09	6
Mike Wallace, 2005-08	6
Donte Moncrief, 2011-pres.	4
Floyd Franks, 1968-70	4

CAREER PUNTING YARDS

Player, Years	Yards
Jim Miller, 1976-79	11,549
Bill Smith, 1983-86	11,260
Cody Ridgeway, 2001-04	10,021
Charles Childers, 1987-90	9074
Julian Fagan, 1967-69	8269
Tyler Campbell, 2009-pres.	7809

OLE MISS RANKINGS

The University of Mississippi

- No. 1 Most Beautiful Campus (Newsweek)
- Top 20 Best Buy Colleges (Forbes)
- Top 10 Safest Campuses in the Nation (CollegeSafe.com)
- Top 3 Honors College (Reader's Digest)
- Top 10 Accountancy School (Public Accounting Report)
- Top 5 Law School for value & job placement (National Jurist)

Tailgating in The Grove

- Nation's No. 1 Tailgating School (Sports Illustrated)
- "Top Tailgating Spot" (Tailgater Monthly)
- "The Holy Grail of tailgating sites" (The Sporting News)
- "The mother and mistress of outdoor ritual mayhem" (New York Times)
- "The mecca of tailgating in American sports" (Columbia Missourian)
- "In Oxford lies the most magical place on all of God's green, football-playing Earth: the Grove." (SI on Campus)

OXFORD, MS RANKINGS

- No. 2 College Town in America (Livability.com)
- Top 6 College Towns in America (USA Today)
- Top 10 Coolest College Towns in America (Travel & Leisure)
- No. 15 Fastest-Growing Small Town (Forbes)
- Top 20 Best Small Towns in America (Smithsonian)
- 100 Best Small Towns (USA Today)
- Top 100 Places to Live (Money Magazine)

HEAD COACH HUGH FREEZE

A Mississippi native, inspirational leader and one of the nation's top rising coaches, Hugh Freeze was the first choice to return championships to Ole Miss Football and was introduced as the Rebels' 37th head coach on December 5, 2011.

He certainly is off to a good start.

Inheriting a team that won just two games in 2011 and had lost 14 straight Southeastern Conference games, Freeze led Ole Miss to seven wins in 2012, including three SEC victories, and the team's first bowl berth since 2009.

A month after the Rebels capped the season with a 38-17 win over Pittsburgh in the BBVA Compass Bowl, Ole Miss was the talk of National Signing Day when Freeze and Co. landed a consensus top-10 class that was ranked as high as No. 2 by 247Sports and No. 5 by ESPN - the highest recorded signing class rankings in school history.

Freeze is the sixth head coach in program history to direct his team to a bowl appearance in his first season. The Rebels' seven wins could have been even more had they not lost three tight SEC games (Texas A&M, Vanderbilt, at LSU) by a combined 10 points.

The Rebel offense saw a dramatic turnaround under Freeze in 2012. With many of the same players, he took a team that had ranked at or near the bottom of the SEC in every statistical category in 2011 to rank top five in the league and top 50 in the nation in scoring, total offense and passing.

The 2012 Rebels soared up the school record books and cracked the top four single-season totals in scoring, total offense and passing.

Under Freeze's watch, sophomore quarterback Bo Wallace and sophomore receiver Donte Moncrief posted some of the best numbers in school history. Wallace became the only Ole Miss quarterback not named Eli Manning to eclipse 3,000 total yards in a season, while Moncrief's 10 receiving touchdowns tied for the school's single-season record and his 979 receiving yards were the second-most in a season in school history.

Freeze has led a resurgence in team attitude and effort that extends to the defensive side of the ball, as well. An undersized, but feisty Rebel D finished first among SEC teams and fourth nationally in tackles for loss (7.9/game) and second in the SEC and 11th nationally in sacks (2.9/game).

Freeze, a noted speaker and recruiter throughout his career, has enjoyed success at nearly every coaching level over the past 18 years, from high school to NAIA to FBS, and each stop has featured a high-scoring offense and the ability to motivate young people. Before returning to Oxford, the former Ole Miss assistant experienced a record-setting run at Arkansas State.

With Freeze as head coach in 2011, the Red Wolves captured the Sun Belt Conference championship and became just the third school in Sun Belt history to finish undefeated in league play with a perfect 8-0 mark. The 10-2 overall record marked the program's first 10-win season since 1986, when ASU was a member of the I-AA Southland Conference.

In the best debut season ever by an A-State head coach, Freeze became just the 14th FBS first-year head coach to win 10 regular season games. He also returned ASU to a bowl game for the first time since 2005. He was named Sun Belt Coach of the Year, while 13 of his pupils earned all-conference honors, including both the Offensive Player of the Year in junior quarterback Ryan Aplin and the Defensive Player of the Year in senior lineman Brandon Joiner.

Freeze's first season in Jonesboro saw him serve as Arkansas State's offensive coordinator, guiding the Red Wolves' offense to a record-breaking year in 2010.

Prior to his arrival at Arkansas State, Freeze compiled a 20-5 record over the 2008 and 2009 seasons at the helm of the Lambuth University football program.

Prior to taking over as head coach at Lambuth, Freeze served on the Ole Miss staff from 2005-07, including the final two seasons as an assistant coach. He originally arrived in Oxford as Assistant Athletics Director for External Affairs before being named the Rebels' recruiting coordinator and tight ends coach before the 2006 season.

FREEZE BREAKDOWN



PERSONAL INFORMATION

BORN: Sept. 27, 1969

HOMETOWN: Independence, Miss.

FAMILY: Wife Jill (Vaughn); daughters Ragan (8/27/98), Jordan (9/27/99); Madison (12/27/02)

EDUCATION:

Senatobia High School (1988)

Northwest Mississippi C.C. (1990)

Southern Miss (1992) — B.S. in Mathematics

COACHING EXPERIENCE

Briarcrest Christian High School (Head Coach, 1995-2004; Assistant Coach, 1992-94)

Ole Miss (Assistant Coach/Recruiting Coordinator, 2006-07; Assistant Athletics Director for Football External Affairs, 2005; Head Coach 2012-Present)

Lambuth (Head Coach, 2008-09)

San Jose State (Assistant Coach/Offensive Coordinator, Dec. 2009 - Feb. 2010)

Arkansas State (Head Coach, 2011; Offensive Coordinator, 2010)

YEAR-BY-YEAR COLLEGIATE COACHING

Year	School	Record	Finish
2008	Lambuth	8-4	2nd MWC West
2009	Lambuth	12-1	1st MWC West
2011	Arkansas State	10-2	1st Sun Belt
2012	Ole Miss	7-6	5th SEC West
Totals (4 seasons)		37-13 (.740)	

COACHING HONORS

2011 Sun Belt Conference Coach of the Year
 2009 AFCA Southeast Region Coach of the Year
 2009 Mid-South Conference Coach of the Year
 5-Time Region 8-AA Coach of the Year
 4-Time Associated Press HS Coach of the Year



TOM ALLEN
Linebackers/Special Teams Coord.



MAURICE HARRIS
Tight Ends/Recruiting Coord. for Offense



GRANT HEARD
Wide Receivers



JASON JONES
Co-Defensive Coord./Cornerbacks



CHRIS KIFFIN
Defensive Line/Recruiting Coord. for Defense



MATT LUKE
Co-Offensive Coord./Offensive Line



DERRICK NIX
Running Backs



DAN WERNER
Co-Offensive Coord./Quarterbacks



DAVE WOMMACK
Defensive Coord./ Safeties

Offensive Graduate Assistant: Ben Aigamau
Offensive Graduate Assistant: Ryan Trevathan
Defensive Graduate Assistant: Kane Wommack
Head Strength Coach: Paul Jackson
Asst. AD/Recruiting Operations: Corey Batoon
Asst. AD/High School & Junior College Relations: Barney Farrar
Asst. AD/Player Development: Tom Luke
Head Athletic Trainer: Pat Jernigan
Recruiting Development: Bruce Johnson
Asst. AD/Football Operations: John Miller
Asst. Recruiting Director: Branden Wenzel
Recruiting Development: Lee Wilbanks

UPDATED DEPTH CHART

OFFENSE

WR	12	Donte Moncrief (6-3, 226, JR-2L)
	88	Cody Core (6-3, 193, SO-1L)
LT	70	Emmanuel McCray (6-5, 320, SR-2L)
	78	Laremy Tunsil (6-5, 315, FR-HS)
LG	72	Aaron Morris (6-5, 360, JR-2L)
	74	Jared Duke (6-7, 377, SR-3L)
C	56	Evan Swindall (6-4, 301, SR-3L)
	75	Robert Conyers (6-3, 286, FR-RS) OR
	64	Ben Still (6-2, 285, SO-1L)
RG	68	Justin Bell (6-3, 345, SO-1L)
	77	Patrick Junen (6-7, 349, SR-3L)
RT	71	Pierce Burton (6-6, 290, SR-1L)
	73	Austin Golson (6-5, 300, FR-HS)
TE	17	Evan Engram (6-3, 217, FR-HS)
	34	Nick Parker (6-0, 239, JR-1L)
SLOT	85	Ja-Mes Logan (6-3, 183, SR-3L)
	8	Quincy Adeboyejo (6-3, 191, FR-HS)
SLOT	1	Laquon Treadwell (6-3, 215, FR-HS)
	21	Jordan Holder (5-11, 179, SR-2L)
	16	Collins Moore (6-1, 198, JR-2L)
QB	14	Bo Wallace (6-4, 209, JR-1L)
	11	Barry Brunetti (6-0, 223, SR-2L)
RB	3	Jeff Scott (5-7, 162, SR-3L)
	6	Jaylen Walton (5-8, 166, SO-1L) OR
	5	I'Tavius Mathers (5-11, 189, SO-1L)

DEFENSE

DE	10	C.J. Johnson (6-3, 230, JR-2L)
	9	D.T. Shackelford (6-1, 246, SR-2L)
	54	Carlos Thompson (6-4, 240, JR-2L)
DT	95	Bryon Bennett (6-2, 270, JR-2L)
	45	Lavon Hooks (6-4, 302, JR-JC) OR
	92	Carlton Martin (6-2, 290, JR-2L)
NT	56	Woodrow Hamilton (6-3, 300, SO-1L)
	94	Issac Gross (6-1, 250, SO-1L)
DE	5	Robert Nkemdiche (6-5, 294, FR-HS)
	55	Cameron Whigham (6-3, 255, SR-3L)
	11	Channing Ward (6-4, 260, SO-1L)
OLB (Stinger)	4	Denzel Nkemdiche (5-11, 207, SO-1L)
	14	Serderius Bryant (5-9, 215, JR-2L)
MLB	38	Mike Marry (6-3, 250, SR-3L)
	32	Temario Strong (6-0, 235, FR-RS)
OLB (Wolf)	24	Keith Lewis (6-1, 220, JR-2L)
	9	D.T. Shackelford (6-1, 246, SR-2L)
Nickel (Huskie)	28	Mike Hilton (5-8, 182, SO-1L)
	12	Tony Conner (6-1, 210, FR-HS)
	6	Cliff Coleman (5-10, 186, JR-2L)
FCB	2	Quintavius Burdette (5-11, 186, SO-1L) OR
	21	Senquez Golson (5-9, 193, JR-2L)
	23	Anthony Standifer (6-1, 175, SO-1L)
Rover	7	Trae Elston (6-0, 190, SO-1L) OR
	8	Chief Brown (6-1, 200, SO-1L)
FS	25	Cody Prewitt (6-2, 220, JR-2L)
	13	Brishen Mathews (6-0, 197, SR-2L)
BCB	1	Dehendret Collins (5-10, 185, SR-1L) OR
	3	Charles Sawyer (5-11, 178, SR-3L)

SPECIALISTS

PK	96	Andrew Ritter (6-3, 216, SR-3L)
	19	Andy Pappanastos (5-11, 193, FR-HS)
P	97	Tyler Campbell (6-2, 230, SR-3L)
	94	Chris Conley (5-8, 202, SR-2L)
KO	96	Andrew Ritter (6-3, 216, SR-3L)
	19	Andy Pappanastos (5-11, 193, FR-HS)
Holder	94	Chris Conley (5-8, 202, SR-2L)
	13	Robert Ratliff (6-2, 209, SR-Sq.)
LS	59	Will Denny (5-11, 235, JR-2L)
	52	Will Few (6-3, 250, FR-RS)
KR	6	Jaylen Walton (5-8, 166, SO-1L)
	4	Kailo Moore (6-0, 187, FR-HS)
PR	3	Jeff Scott (5-7, 162, SR-3L)
	7	Trae Elston (6-0, 190, SO-1L)

PRONUNCIATION GUIDE

Quincy ADEBOYEJO	add-ah-BOY-joe	BRISHEN Mathews	BRIH-shin
DARONE Bailey	duh-RON	Quadarias MIRELES	muh-RELL-us
Barry BRUNETTI	brah-NET-ee	NKEMDICHE	kim-DEE-chee
SERDERIUS Bryant	sir-DARE-ee-us	KORVIC Neat	CORE-vick
DEHENDRET Collins	duh-HEN-drut	Jack NUISMER	NEWS-mer
SENQUEZ Golson	sin-QWEZ	Andy PAPPANASTOS	pap-uh-NASSO-tuss
ISSAC Gross	EYE-zak	Jimmy POTEPA	poe-TEE-puh
DAVION Johnson	DAY-vee-on	TEMARIO Strong	teh-MARR-ee-oh
David KAMARA	kuh-MARR-uh	Evan SWINDALL	swin-DOLL
JA-MES Logan	ja-MEZZ	Dave WOMMACK	WAUM-uck
I'TAVIUS Mathers	eye-TAY-vee-us		

ALPHABETICAL		
No.	Name	Pos.
8	Quincy Adeboyejo	WR
16	Anthony Alford	DB
31	Justin Anderson	DB
73	Darone Bailey	OL
68	Justin Bell	OL
95	Bryon Bennett	DT
35	Ontario Berry	DB
48	Justin Bigham	TE
81	Trey Bledsoe	WR
76	Daronte Bouldin	OL
3	Eugene Brazley	RB
8	Chief Brown	DB
90	Fadol Brown	DT
87	Matt Brown	TE
11	Barry Brunetti	QB
14	Serderius Bryant	LB
9	Ryan Buchanan	QB
2	Quintavius Burdette	DB
71	Pierce Burton	OL
41	Billy Busch	LB
97	Tyler Campbell	P
6	Cliff Coleman	DB
1	Dehendret Collins	DB
94	Chris Conley	P
12	Tony Conner	DB
75	Robert Conyers	OL
88	Cody Core	WR
20	Carlos Davis	DB
37	Luke Davis	LB
59	Will Denny	LS
7	Mark Dodson	RB
74	Jared Duke	OL
82	Dylan Dyer	TE
7	Trae Elston	DB
17	Evan Engram	TE
52	Will Few	LS
26	Andrew Fletcher	K
86	Jordan Gallegos	WR
73	Austin Golson	OL
21	Senquez Golson	DB
22	Tyriek Gracia	DB
8	Terrell Grant	WR
53	Tyler Gray	DL
40	Josh Gregory	LB
94	Issac Gross	DT
56	Woodrow Hamilton	DT
15	Bobby Hill	DB
28	Mike Hilton	DB
21	Jordan Holder	WR
45	Lavon Hooks	DT
65	Chase Hughes	OL
50	Ethan Hutson	OL
10	C.J. Johnson	DE
52	Davion Johnson	OL
19	Derrick Jones	DB
77	Patrick Junen	OL
62	Garrett Kalem	LS
29	David Kamara	DB
2	DeVante Kincade	QB
28	LaKedrick King	DB

NUMERICAL ROSTER							
No.	Name	Pos.	Ht.	Wt.	Yr.	Hometown/Previous School(s)	
1	Dehendret Collins	DB	5-10	185	SR-1L	Meadville, Miss./Franklin County/Copiah-Lincoln CC	
1	Laquon Treadwell	WR	6-3	215	FR-HS	Crete, Ill./Crete-Monee	
2	Quintavius Burdette	DB	5-11	186	SO-1L	Senatobia, Miss./Senatobia	
2	DeVante Kincade	QB	6-0	200	FR-HS	Dallas, Texas/Skyline	
3	Eugene Brazley	RB	5-10	180	FR-HS	New Orleans, La./G.W. Carver	
3	Charles Sawyer	DB	5-11	178	SR-3L	Miami, Fla./Coral Reef	
3	Jeff Scott	RB	5-7	162	SR-3L	Miami, Fla./Archbishop Carroll	
4	Kailo Moore	RB	6-0	187	FR-HS	Rosedale, Miss./West Bolivar	
4	Denzel Nkemdiche	LB	5-11	207	SO-1L	Loganville, Ga./Grayson	
5	I'Tavius Mathers	RB	5-11	189	SO-1L	Murfreesboro, Tenn./Blackman	
5	Robert Nkemdiche	DE	6-5	294	FR-HS	Loganville, Ga./Grayson	
6	Cliff Coleman	DB	5-10	186	JR-2L	Lauderale Lakes, Fla./Boyd H. Anderson	
6	Jaylen Walton	RB	5-8	166	SO-1L	Memphis, Tenn./Ridgeway	
7	Mark Dodson	RB	5-10	192	FR-HS	Memphis, Tenn./Whitehaven	
7	Trae Elston	DB	6-0	190	SO-1L	Oxford, Ala./Oxford	
8	Quincy Adeboyejo	WR	6-3	180	FR-HS	Cedar Hill, Texas/Cedar Hill	
8	Chief Brown	DB	6-1	200	SO-1L	Winona, Miss./Winona	
8	Terrell Grant	WR	6-3	215	SR-3L	Cleveland, Miss./Cleveland	
9	Ryan Buchanan	QB	6-3	205	FR-HS	Jackson, Miss./Jackson Prep	
9	D.T. Shackelford	DE/LB	6-1	246	SR-2L	Decatur, Ala./Austin	
10	C.J. Johnson	DE	6-3	230	JR-2L	Philadelphia, Miss./Philadelphia	
10	Vince Sanders	WR	6-1	180	JR-2L	Macon, Miss./Noxubee County	
11	Barry Brunetti	QB	6-0	223	SR-2L	Memphis, Tenn./Memphis University School/West Virginia	
11	Cale Luke	QB	6-2	195	FR-HS	Clinton, Miss./Clinton	
11	Channing Ward	DE	6-4	260	SO-1L	Aberdeen, Miss./Aberdeen	
12	Tony Conner	DB	6-1	210	FR-HS	Batesville, Miss./South Panola	
12	Donte Moncrief	WR	6-3	226	JR-2L	Raleigh, Miss./Raleigh	
13	Brishen Mathews	DB	6-0	197	SR-2L	Monticello, Ark./Monticello	
13	Robert Ratliff	QB	6-2	209	SR-Sq.	Fort Worth, Texas/Nolan Catholic/Sewanee	
14	Serderius Bryant	LB	5-9	215	JR-2L	Sanford, Fla./Seminole	
14	Bo Wallace	QB	6-4	209	JR-1L	Pulaski, Tenn./Giles County/Arkansas State/East Mississippi CC	
15	Bobby Hill	DB	6-0	170	FR-HS	Moultrie, Ga./Colquitt County	
15	Christian Morgan	TE	6-4	255	FR-HS	Plano, Texas/Prestonwood Christian Academy	
16	Anthony Alford	DB	6-0	215	SO-TR	Petal, Miss./Petal/Southern Miss	
16	Collins Moore	WR	6-1	198	JR-2L	Madison, Ala./Bob Jones	
17	Evan Engram	TE	6-3	217	FR-HS	Powder Springs, Ga./Hillgrove	
17	Quadarias Mireles	DB	5-11	185	JR-JC	Delray Beach, Fla./Atlantic/Hinds CC	
19	Derrick Jones	DB	6-3	185	FR-HS	Eupora, Miss./Eupora	
19	Andy Pappanastos	K	5-11	193	FR-HS	Montgomery, Ala./Trinity Presbyterian	
20	Carlos Davis	DB	5-9	169	SO-1L	Birmingham, Ala./Huffman	
21	Senquez Golson	DB	5-9	193	JR-2L	Pascagoula, Miss./Pascagoula	
21	Jordan Holder	WR	5-11	179	SR-2L	Bay Springs, Miss./Sylva Bay Academy	
22	Tyriek Gracia	DB	6-2	201	JR-Sq.	Hialeah, Fla./American	
22	Ray Ray Smith	LB	6-1	208	FR-HS	Florence, Ala./Florence	
22	Jordan Wilkins	RB	6-1	201	FR-HS	Cordova, Tenn./St. Benedict at Auburndale	
23	Anthony Standifer	DB	6-1	175	SO-1L	Crete, Ill./Crete-Monee	
24	Keith Lewis	LB	6-1	220	JR-2L	Tampa, Fla./Freedom	
25	Cody Prewitt	DB	6-2	220	JR-2L	Bay Springs, Miss./Sylva Bay Academy	
26	Andrew Fletcher	K	5-9	178	JR-TR	Nashville, Tenn./Montgomery Bell/Louisville	
26	Will Martin	LB	6-1	204	SR-1L	Madison, Miss./Madison Central/Southern Miss	
26	Jimmy Potepa	RB	5-8	200	SO-Sq.	Monrovia, Liberia/Campus Magnet	
28	Mike Hilton	DB	5-8	182	SO-1L	Fayetteville, Ga./Sandy Creek	
28	LaKedrick King	DB	5-8	167	JR-Sq.	Duncanville, Texas/Duncanville	
28	Korvic Neat	WR	5-9	166	SR-3L	Hallandale, Fla./Hallandale	
29	David Kamara	DB	5-10	192	FR-HS	Loganville, Ga./Grayson	
31	Justin Anderson	DB	5-10	190	FR-HS	Houston, Texas/Houston Christian	
32	Temario Strong	LB	6-0	235	FR-RS	Batesville, Miss./South Panola	
34	Nicholas Parker	TE	6-0	239	JR-1L	Batesville, Miss./South Panola	
35	Ontario Berry	DB	5-10	196	SR-1L	Mendenhall, Miss./Mendenhall/Southwest Mississippi CC	
35	John-Patrick Shering	LB	6-0	220	FR-HS	Fairhope, Ala./Fairhope	

NUMERICAL ROSTER

No.	Name	Pos.	Ht.	Wt.	Yr.	Hometown/Previous School(s)
37	Luke Davis	LB	6-2	205	FR-HS	Trussville, Ala./Hewitt-Trussville
38	Mike Marry	LB	6-3	250	SR-3L	Clearwater, Fla./Largo
40	Josh Gregory	LB	6-2	208	SO-TR	Alpharetta, Ga./Chattahoochee/South Alabama/Alabama
41	Billy Busch	LB	5-11	220	JR-Sq.	St. Louis, Mo./Priory School/Butler
44	Charlie Scott	TE	5-11	231	SO-1L	Jackson, Miss./St. Andrew's Episcopal
45	Lavon Hooks	DT	6-4	302	JR-JC	Atlanta, Ga./Meadowcreek/Northeast Mississippi CC
46	Colton Walls	LB	5-11	207	SO-TR	Charlotte, N.C./Charlotte Latin/Clemson
47	John Youngblood	DE	6-3	244	FR-RS	Trussville, Ala./Hewitt-Trussville
48	Justin Bigham	TE	6-1	232	SR-2L	West Helena, Ark./DeWitt
50	Ethan Hutson	OL	6-4	315	SO-1L	Destrehan, La./Destrehan
51	Walker Sturgeon	DE	6-2	235	JR-Sq.	Horn Lake, Miss./DeSoto Central
52	Will Few	LS	6-3	250	FR-RS	Augusta, Ga./Aquinas
52	Davion Johnson	OL	6-4	332	FR-HS	Byhalia, Miss./Byhalia
53	Tyler Gray	DL	6-3	253	FR-RS	Pelahatchie, Miss./East Rankin Academy
54	Carlos Thompson	DE	6-4	240	JR-2L	Hollandale, Miss./Simmons
55	Cameron Whigham	DE	6-3	255	SR-3L	Snellville, Ga./Shiloh
56	Woodrow Hamilton	DT	6-3	300	SO-1L	Raleigh, Miss./Raleigh
56	Evan Swindall	C	6-4	301	SR-3L	LaFayette, Ga./LaFayette
59	Will Denny	LS	5-11	235	JR-2L	Jackson, Miss./Jackson Academy
62	Garrett Kalem	LS	6-3	225	SO-HS	Milan, Tenn./Milan
64	Tyler Mt. Joy	OL	6-1	264	SO-TR	The Woodlands, Texas/The Woodlands/Allan Hancock CC
64	Ben Still	OL	6-2	285	SO-1L	Memphis, Tenn./Memphis University School
65	Chase Hughes	OL	6-3	316	JR-2L	Springville, Ala./Springville
68	Justin Bell	OL	6-3	345	SO-1L	Jackson, Miss./Callaway
70	Emmanuel McCray	OL	6-5	320	SR-2L	Jackson, Miss./Forest Hill
71	Pierce Burton	OL	6-6	290	SR-1L	Sacramento, Calif./Rio Americano/San Jose State/City College of San Francisco
72	Aaron Morris	OL	6-5	360	JR-2L	Jackson, Miss./Callaway
73	Darone Bailey	OL	6-5	345	JR-RS	Cleveland, Miss./East Side/Coahoma CC
73	Austin Golson	OL	6-5	300	FR-HS	Prattville, Ala./Prattville
74	Jared Duke	OL	6-7	377	SR-3L	Cleveland, Tenn./Walker Valley
75	Robert Conyers	OL	6-3	286	FR-RS	Miami, Fla./Braddock
76	Daronte Bouldin	OL	6-6	330	FR-HS	Canton, Miss./Canton
77	Patrick Junen	OL	6-7	349	SR-3L	Huntsville, Ala./Huntsville
78	Laremy Tunsil	OL	6-5	315	FR-HS	Lake City, Fla./Columbia
80	Elliot Markuson	TE	6-1	225	FR-HS	Oxford, Miss./Lafayette
81	Trey Bledsoe	WR	6-2	200	FR-HS	Grenada, Miss./Grenada
82	Dylan Dyer	TE	6-6	251	SR-Sq.	Flora, Miss./Madison Central/Holmes CC
84	Jack Nuismer	TE	6-3	236	SR-1L	Nashville, Tenn./Ensworth
85	Ja-Mes Logan	WR	6-3	183	SR-3L	Houston, Texas/Westfield
86	Jordan Gallegos	WR	5-7	167	FR-RS	New Albany, Ohio/New Albany/Bridgton Academy
87	Matt Brown	TE	6-1	239	FR-RS	Cordova, Tenn./Harding Academy
88	Cody Core	WR	6-3	193	SO-1L	Auburn, Ala./Auburn
88	John Ratliff	WR	6-0	184	SO-Sq.	Fort Worth, Texas/Nolan Catholic
89	Taz Zettergren	TE	6-4	230	FR-RS	Senatobia, Miss./Magnolia Heights School
90	Fadol Brown	DT	6-4	275	SO-TR	Charleston, S.C./Burke/FIU
91	Nathan Noble	K	6-4	215	SO-1L	Greenville, Miss./Washington School
92	Carlton Martin	DT	6-2	290	JR-2L	Madison, Miss./Madison Central
94	Chris Conley	P	5-8	202	SR-2L	Bradenton, Fla./Manatee
94	Issac Gross	DT	6-1	250	SO-1L	Batesville, Miss./South Panola
95	Bryon Bennett	DT	6-2	270	JR-2L	Madison, Miss./Madison Central
96	Andrew Ritter	K	6-3	216	SR-3L	Jackson, Miss./Jackson Academy
97	Tyler Campbell	P	6-2	230	SR-3L	Little Rock, Ark./Catholic
99	Herbert Moore	DT	6-1	327	FR-HS	Memphis, Tenn./Memphis East

ALPHABETICAL

No.	Name	Pos.
24	Keith Lewis	LB
85	Ja-Mes Logan	WR
11	Cale Luke	QB
80	Elliot Markuson	TE
38	Mike Marry	LB
92	Carlton Martin	DT
26	Will Martin	LB
5	I'Tavius Mathers	RB
13	Brishen Mathews	DB
70	Emmanuel McCray	OL
17	Quadarias Mireles	DB
12	Donte Moncrief	WR
16	Collins Moore	WR
99	Herbert Moore	DT
4	Kailo Moore	RB
15	Christian Morgan	TE
72	Aaron Morris	OL
64	Tyler Mt. Joy	OL
28	Korvic Neat	WR
4	Denzel Nkemdiche	LB
5	Robert Nkemdiche	DE
91	Nathan Noble	K
84	Jack Nuismer	TE
19	Andy Pappanastos	K
34	Nicholas Parker	TE
26	Jimmy Potepa	RB
25	Cody Prewitt	DB
88	John Ratliff	WR
13	Robert Ratliff	QB
96	Andrew Ritter	K
10	Vince Sanders	WR
3	Charles Sawyer	DB
44	Charlie Scott	TE
3	Jeff Scott	RB
9	D.T. Shackelford	DE/LB
35	John-Patrick Sherling	LB
22	Ray Ray Smith	LB
23	Anthony Standifer	DB
64	Ben Still	OL
32	Temario Strong	LB
51	Walker Sturgeon	DE
56	Evan Swindall	C
54	Carlos Thompson	DE
1	Laqun Treadwell	WR
78	Laremy Tunsil	OL
14	Bo Wallace	QB
46	Colton Walls	LB
6	Jaylen Walton	RB
11	Channing Ward	DE
55	Cameron Whigham	DE
22	Jordan Wilkins	RB
47	John Youngblood	DE
89	Taz Zettergren	TE

LAST SEASON OPENER: OLE MISS 49, CENTRAL ARKANSAS 27

Game #1 • Sept. 1, 2012

Attendance: 50,554 • Vaught-Hemingway Stadium • Oxford, Miss.

OXFORD, Miss. - Sophomore quarterback Bo Wallace went 20-24 for 264 yards and two touchdowns, and Ole Miss (1-0) opened the Hugh Freeze era by coming back from a six-point halftime deficit to defeat Central Arkansas 49-27 at Vaught-Hemingway Stadium.

Playing in front of 50,554 fans on a gorgeous Saturday evening, the Ole Miss Rebels fought off a resilient Central Arkansas team by outscoring the Bears 35-7 in the second half.

Ole Miss' opening possession of the season nearly resulted in a punt, but Freeze made the gutsy call and went for it on fourth-and-inches from Ole Miss' own 31-yard line. After a QB sneak from Wallace for the first down, the Rebels' offense shifted into overdrive.

On the very next play, with no passing options open, Wallace showed his mobility by scampering for 13 yards. An end-around to senior Randall Mackey followed for another first down before Wallace again showed his wheels with a quarterback keeper up the middle for 25 yards and a touchdown three plays later.

Central Arkansas entered the halftime break with a 20-14 lead, but Ole Miss responded in the second half by outscoring the Bears 35-7, including 35-unanswered, and erasing all doubt in the game's outcome.

The Rebels began their second half scoring in a rather unconventional manner. After marching down the field to the UCA six-yard line, Wallace rushed up the middle and attempted to dive into the end zone but the ball was popped free. Flying through the air, the ball eventually landed in the back half of the endzone where junior wide receiver Ja-Mes Logan was on the spot and recovered the ball for the touchdown. After a Bryson Rose extra point, the lead was Ole Miss' once again, 21-20, and the Rebels would never look back.

Ole Miss followed up its first touchdown drive of the second half with another one on the ensuing possession that was capped off by a 53-yard touchdown throw from Wallace to Donte Moncrief down the middle. Moncrief finished the game with eight receptions for a game-high 104 yards and a touchdown. It was the first 100-yard receiving game of Moncrief's young career.

Central Arkansas	7	13	0	7	—	27
Ole Miss	14	0	14	21	—	49

1st Quarter

10:48	UM	B. Wallace 25-yard run (B. Rose kick)
5:14	UCA	J. Walker 3-yard run (E. Camara kick)
3:01	UM	J. Walton 10-yard run (B. Rose kick)

2nd Quarter

13:12	UCA	T. Bobo 2-yard run (kick failed)
8:24	UCA	A. Lasker 62-yard pass from W. Smothers (E. Camara)

3rd Quarter

6:40	UM	J. Logan 0-yard fumble recovery (B. Rose kick)
3:20	UM	D. Moncrief 53-yard pass from B. Wallace (B. Rose kick)

4th Quarter

11:42	UM	J. Mosley 11-yard pass from B. Brunetti (B. Rose kick)
10:29	UM	P. Moore 25-yard pass from B. Wallace (B. Rose kick)
05:57	UM	B. Brunetti 11-yard run (B. Rose kick)
01:29	UCA	D. Lewis 15-yard pass from W. Smothers (E. Camara)

Team Stats	UM	UCA
First Downs	31	18
Rushes-Yards	47-266	35-124
Passing Yards	330	247
Att.-Comp.-Int.	31-25-1	32-25-1
Total Plays-Yards	78-565	67-347
Fumbles-Lost	2-0	1-1
Penalties-Yards	3-18	3-25
Punts-Average	7-41.3	4-46.7
Punt Returns	0	3
KO Returns	2	2
Interceptions	1	1
Possession Time	27:46	32:14
3rd Down Conv.	6-11	7-15
4th Down Conv.	1-1	0-0
Sacks By-Yards	4-22	3-17

Individual Leaders
Rushing
UM: B. Wallace, 13-82 (TD)
B. Brunetti, 8-54 (TD)
R. Mackey, 15-50
UCA: Hinton, 13-52
Passing
UM: B. Wallace, 20-24-1-264 (2 TD)
B. Brunetti, 5-7-0-66 (TD)
UCA: W. Smothers, 25-32-1-247 (2TD)
Receiving
UM: D. Moncrief, 8-104 (TD)
K. Neat, 6-75
J. Mosley, 4-79 (TD)
UCA: A. Lasker, 3-89 (TD)

LAST MEETING: VANDERBILT 27, OLE MISS 26

Game #10 • Nov. 10, 2012

Attendance: 60,572 • Vaught-Hemingway Stadium • Oxford, Miss.

OXFORD, Miss. -- Ole Miss sophomore quarterback Bo Wallace passed for a career-high 403 yards, and junior wide receiver Ja-Mes Logan had eight receptions for 160 yards - both career highs - but the Rebels (5-5, 2-4 Southeastern Conference) couldn't hold on and fell to Vanderbilt (6-4, 4-3 SEC) 27-26 at Vaught-Hemingway Stadium.

The Rebels were attempting to win their sixth game of the season and become bowl eligible for the first time since 2009, but couldn't hold on to the lead in the second half.

Defensively, the Rebels were led by sophomore defensive back Cody Prewitt, who had a team-high seven tackles, and two tackles for losses. Mike Marry and Denzel Nkemdiche each had six tackles for the Rebels.

Ole Miss recovered a fumble on the second play of the game, and converted on the turnover seven plays later with a nine-yard touchdown pass from Wallace to Vince Sanders in the back left corner of the end zone. Sanders finished the game with five receptions for a career-high 96 yards.

Senior kicker Bryson Rose was a busy man in the second quarter, knocking in three field goals of 22, 28 and 41 yards. Rose's three field goals moved him up to fourth on the Rebels' career field goals made list, and third in career points scored by a kicker.

The Rebels opened the second half strong, scoring on the opening drive with a nine-play, 56-yard drive capped off by a 1-yard touchdown run by Wallace, his sixth rushing touchdown of the season. The touchdown gave Ole Miss a 23-6 lead.

Vanderbilt scored 14-unanswered points in the third quarter to cut the Rebels lead to three points. A Rose field goal with 5:28 remaining, his fourth of the game, gave Ole Miss a 26-20 lead. Vanderbilt then won the game with a 26-yard touchdown pass from quarterback Jordan Rodgers to Chris Boyd with 0:52 remaining on the clock.

Vanderbilt	3	3	14	7	—	27
Ole Miss	7	9	7	3	—	26

1st Quarter

11:16	UM	V. Sanders 9 yd pass from B. Wallace (B. Rose kick)
00:32	VU	C. Spear 22 yd FG

2nd Quarter

12:34	UM	B. Rose 22 yd FG
07:20	UM	B. Rose 28 yd FG
02:16	UM	B. Rose 41 yd FG
00:00	VU	C. Spear 44 yd FG

3rd Quarter

11:46	UM	B. Wallace 1 yd run (B. Rose kick)
09:52	VU	J. Matthews 52 yd pass from J. Rodgers (C. Spear kick)
02:33	VU	W. Tate 2 yd run (R. Fowler kick)

4th Quarter

02:43	UM	B. Rose 27 yd FG
00:52	VU	C. Boyd 26 yd pass from J. Rodgers (C. Spear kick)

Team Stats	VU	UM
First Downs	17	24
Rushes-Yards	35-92	40-55
Passing Yards	279	403
Comp.-Att.-Int.	21-36-0	31-50-0
Total Plays-Yards	71-371	90-458
Fumbles-Lost	1-1	1-0
Penalties-Yards	3-20	7-33
Punts-Avg.	8-41.0	6-35.8
Punt Returns-Avg.	4-0.2	3- -1.7
KO Returns-Avg.	3-16.3	4-23.5
Interceptions-Yds.	0-0	0-0
Possession Time	26:34	33:26
3rd Down Conv.	6-16	8-21
4th Down Conv.	1-1	1-2
Sacks By-Yards	3-22	3-17

Individual Leaders
Rushing
VU: W. Tate, 15-43 (TD)
B. Kimbrow, 9-41
UM: J. Scott, 24-47
Passing
VU: J. Rodgers, 21-36-0-279 (2 TD)
UM: B. Wallace, 31-49-0-403 (TD)
Receiving
VU: J. Matthews, 9-153 (TD)
C. Boyd, 5-64 (TD)
UM: J. Logan, 8-160
D. Moncrief, 8-74
V. Sanders, 5-96 (TD)

REBELS IN NATIONALLY RANKED GAMES

Date	Opponent (OM/Opp)	OM Opp	Date	Opponent (OM/Opp)	OM Opp	Date	Opponent (OM/Opp)	OM Opp	Date	Opponent (OM/Opp)	OM Opp
11-9-1936	at Marquette (NR/8)	0 33	10-3-1959	Memphis State (3/NR)	43 0	12-5-1970	at LSU(16/8)	17 61	9-14-1996	Auburn (NR/15)	28 45
12-5-1936	Tennessee -1 (NR/17)	0 0	10-10-1959	at Vanderbilt (5/NR)	33 0	1-2-1971	Auburn -8 (NR/10)	28 35	10-3-1996	Tennessee -1 (NR/9)	3 41
11-13-1937	Arkansas -1 (NR/20)	6 32	10-17-1959	Tulane (5/NR)	53 7	10-2-1971	Alabama -9 (NR/7)	6 40	10-19-1996	at Alabama (NR/7)	0 37
12-3-1938	Tennessee -1 (NR/4)	0 47	10-24-1959	Arkansas -1 (4/10)	28 0	10-9-1971	Georgia -6 (NR/10)	7 38	11-16-1996	LSU(NR/17)	7 39
10-21-1939	St. Louis (17/NR)	42 0	10-31-1959	at LSU(3/1)	3 7	10-30-1971	LSU -6(NR/11)	24 22	9-13-1997	at Auburn (NR/16)	9 19
10-28-1939	at Tulane (14/9)	6 14	11-7-1959	Chattanooga (5/NR)	58 0	11-25-1971	at Mississippi St. (15/NR)	48 0	10-4-1997	at Tennessee (NR/9)	17 31
11-11-1939	at Miss. Teachers (19/NR)	27 7	11-14-1959	Tennessee -1 (5/9)	37 7	12-30-1971	Georgia Tech -10 (17/NR)	41 18	10-18-1997	at LSU(NR/8)	36 21
10-19-1940	Duquesne (13/NR)	14 6	11-26-1959	at Mississippi St. (2/NR)	42 0	9-16-1972	at Memphis St. (19/NR)	34 29	10-25-1997	Alabama (25/NR)	20 29
10-26-1940	Arkansas -1 (14/NR)	20 21	1-1-1960	LSU-3 (2/3)	21 0	9-23-1972	at South Carolina (20/NR)	21 0	11-22-1997	Georgia (NR/14)	14 21
11-16-1940	W. Tenn. Teachers (17/NR)	38 7	9-17-1960	at Houston (2/NR)	42 0	9-30-1972	Southern Miss (17/NR)	13 9	11-29-1997	Mississippi State (NR/22)	15 14
11-23-1940	at Mississippi State (11/16)	0 19	9-24-1960	Kentucky -1 (1/NR)	21 6	10-7-1972	Auburn -6 (18/17)	13 19	11-7-1998	at Arkansas (NR/10)	0 34
10-25-1941	at Tulane (NR/10)	20 13	10-1-1960	at Memphis St. (1/NR)	31 20	11-4-1972	at LSU (NR/6)	16 17	11-21-1998	at Georgia (NR/14)	14 24
11-1-1941	at Marquette (17/NR)	12 6	10-8-1960	at Vanderbilt (2/NR)	26 0	11-18-1972	at Tennessee (NR/13)	0 17	11-26-1998	Mississippi State (NR/24)	6 28
11-8-1941	at LSU(16/NR)	13 12	10-15-1960	at Tulane (1/NR)	26 13	11-3-1973	LSU -6(NR/7)	14 51	10-9-1999	Tulane (25/NR)	20 13
11-22-1941	Arkansas -1 (15/NR)	18 0	10-22-1960	Arkansas -4 (2/11)	10 7	11-17-1973	Tennessee -6 (NR/16)	28 18	10-16-1999	Alabama (22/11)	24 30
11-29-1941	Mississippi State (14/NR)	0 6	10-29-1960	LSU(2/NR)	6 6	9-14-1974	Missouri -6 (NR/18)	10 0	10-30-1999	at LSU(25/NR)	42 23
11-14-1942	Tennessee -1 (NR/11)	0 14	11-5-1960	Chattanooga (6/NR)	45 0	10-5-1974	Alabama -6 (NR/3)	21 35	11-6-1999	Arkansas (23/24)	38 16
10-21-1944	Tulsa -1 (NR/13)	0 47	11-12-1960	at Tennessee (4/14)	24 3	9-13-1975	at Texas A&M (NR/8)	0 7	11-20-1999	Georgia (16/21)	17 20
11-3-1945	at LSU(NR/17)	13 32	11-26-1960	Mississippi State (3/NR)	35 9	10-4-1975	Alabama -9 (NR/9)	6 32	11-25-1999	at Mississippi St. (23/18)	20 23
11-24-1945	at Mississippi St. (NR/20)	7 6	1-2-1961	Rice -3 (2/NR)	14 6	9-11-1976	Alabama -6 (NR/6)	10 7	9-2-2000	Tulane (18/NR)	49 20
11-9-1946	Tennessee -1 (NR/7)	14 18	9-23-1961	Arkansas -6 (9/NR)	16 0	9-18-1976	Tulane (20/NR)	34 7	9-9-2000	Auburn (17/NR)	27 35
11-23-1946	Mississippi State (NR/18)	0 20	9-30-1961	at Kentucky (2/NR)	20 6	9-25-1976	at Southern Miss (17/NR)	28 0	10-14-2000	at Alabama (25/NR)	7 45
10-11-1947	at Vanderbilt (18/NR)	6 10	10-7-1961	Florida State (2/NR)	33 0	10-2-1976	Auburn -6 (16/NR)	0 10	11-18-2000	at Georgia (NR/21)	14 32
11-1-1947	at LSU (NR/17)	20 18	10-14-1961	Houston -1 (1/NR)	47 7	10-9-1976	Georgia (NR/4)	21 17	11-23-2000	Mississippi State (NR/23)	45 30
11-29-1947	at Mississippi St. (15/NR)	33 14	10-21-1961	Tulane -6 (2/NR)	41 0	10-16-1976	at South Carolina (16/NR)	7 10	11-17-2001	Georgia (NR/23)	15 35
1-1-1948	TCU -2 (15/NR)	13 9	10-28-1961	Vanderbilt (2/NR)	47 0	9-10-1977	Alabama -9 (NR/6)	13 34	10-5-2002	Florida (NR/6)	17 14
11-13-1948	Tennessee -1 (NR/18)	16 13	11-4-1961	at LSU (2/10)	7 10	9-17-1977	Notre Dame -6 (NR/3)	20 13	10-12-2002	Arkansas State (25/NR)	52 17
10-29-1949	at LSU (NR/17)	7 34	11-11-1961	Chattanooga (7/NR)	54 0	9-23-1978	at Missouri (NR/17)	14 45	10-19-2002	at Alabama (21/24)	7 42
9-30-1950	at Kentucky (NR/13)	0 27	11-18-1961	Tennessee -1 (6/NR)	24 10	11-4-1978	at LSU (NR/12)	8 30	11-9-2002	at Georgia (NR/7)	17 31
10-14-1950	at Vanderbilt (NR/19)	14 20	12-2-1961	at Mississippi State (5/NR)	37 7	9-17-1979	Missouri -6 (NR/9)	7 33	11-23-2002	at LSU(NR/21)	13 14
11-18-1950	at Tennessee (NR/9)	0 35	1-1-1962	Texas (5/3) -7	7 12	11-17-1979	Tennessee -6 (NR/18)	44 20	10-4-2003	at Florida (NR/24)	20 17
9-29-1951	Kentucky (NR/6)	21 17	9-22-1962	Memphis State (6/NR)	21 7	9-20-1980	Alabama -6 (NR/1)	35 59	10-25-2003	Arkansas (NR/20)	19 7
11-17-1951	Tennessee (NR/2)	21 46	9-29-1962	Kentucky (7/NR)	14 0	10-11-1980	at Georgia (NR/6)	21 28	11-1-2003	South Carolina (20/NR)	43 40
10-4-1952	Auburn -1 (18/NR)	20 7	10-6-1962	at Houston (7/NR)	40 7	11-22-1980	Mississippi St. -6 (NR/17)	14 19	11-8-2003	at Auburn (20/NR)	24 20
11-8-1952	at Houston (14/NR)	6 0	10-20-1962	Tulane (5/NR)	21 0	10-3-1981	at Alabama (NR/11)	13 27	11-22-2003	LSU (15/3)	14 17
11-15-1952	Maryland (11/3)	21 14	10-27-1962	Vanderbilt (7/NR)	35 0	10-10-1981	Georgia (NR/11)	7 37	11-27-2003	at Mississippi St. (17/NR)	31 0
11-29-1952	Mississippi State (6/NR)	20 14	11-3-1962	at LSU (6/4)	15 7	9-18-1982	Alabama -6 (NR/4)	14 42	1-2-2004	Oklahoma St. -7 (16/21)	31 28
1-1-1953	Georgia Tech -3 (7/2)	7 24	11-10-1962	Chattanooga (4/NR)	52 7	9-25-1982	Arkansas -4 (NR/9)	11 14	10-9-2004	at So. Carolina (NR/25)	31 28
10-3-1953	at Auburn (15/NR)	0 13	11-17-1962	at Tennessee (3/NR)	19 6	10-9-1982	at Georgia (NR/5)	10 33	10-30-2004	Auburn (NR/3)	14 35
10-31-1953	at LSU(18/NR)	27 16	12-1-1962	Mississippi State (3/NR)	13 6	10-30-1982	at LSU(NR/13)	8 45	11-20-2004	at LSU(NR/14)	24 27
11-7-1953	North Texas (12/NR)	40 7	1-1-1963	Arkansas -3 (3/6)	17 13	9-17-1983	at Alabama (NR/12)	0 40	10-1-2005	at Tennessee (NR/9)	10 27
11-14-1953	at Maryland (11/2)	0 38	9-21-1963	at Memphis State (2/NR)	0 0	9-24-1983	Arkansas -6(NR/18)	13 10	10-15-2005	Alabama (NR/6)	10 13
9-17-1954	North Texas -1 (10/NR)	35 12	10-5-1963	at Houston (10/NR)	20 6	10-8-1983	Georgia (NR/11)	11 36	10-29-2005	at Auburn (NR/19)	3 27
9-25-1954	Kentucky -1 (9/NR)	28 9	10-19-1963	at Tulane (5/NR)	21 0	11-12-1983	at Tennessee (NR/19)	13 10	11-19-2005	LSU (NR/4)	7 40
10-2-1954	at Villanova (8/NR)	52 0	10-26-1963	Vanderbilt (5/NR)	27 7	12-10-1983	Air Force -11 (NR/16)	3 9	9-30-2006	Georgia (NR/10)	9 14
10-9-1954	at Vanderbilt (7/NR)	22 7	11-2-1963	at LSU (3/NR)	37 3	10-6-1984	Auburn (NR/18)	13 17	10-21-2006	at Arkansas (NR/15)	3 38
10-16-1954	Tulane (7/NR)	34 7	11-9-1963	Tampa (3/NR)	41 0	10-13-1984	at Georgia (NR/15)	12 18	10-28-2006	Auburn (NR/7)	17 23
10-23-1954	Arkansas -4 (5/7)	0 6	11-16-1963	Tennessee -1 (3/NR)	20 0	11-3-1984	at LSU(NR/15)	20 32	11-18-2006	at LSU (NR/9) (ot)	20 23
10-30-1954	at LSU (12/NR)	21 6	11-30-1963	at Mississippi St. (3/NR)	10 10	9-14-1985	Arkansas -6 (NR/14)	19 24	9-22-2007	Florida (NR/3)	24 30
11-6-1954	at Memphis State (9/NR)	51 0	1-1-1964	Alabama -3 (7/8)	7 12	10-5-1985	at Auburn (NR/14)	0 41	9-29-2007	at Georgia (NR/15)	17 45
11-13-1954	at Houston (7/NR)	26 0	9-19-1964	Memphis State (1/NR)	30 0	10-12-1985	Georgia -6 (NR/18)	21 49	10-27-2007	at Auburn (NR/23)	3 17
9-17-1955	Georgia -5 (15/NR)	26 13	9-26-1964	Kentucky -6 (1/NR)	21 27	11-2-1985	LSU -6(NR/16)	0 14	11-17-2007	LSU (NR/1)	24 41
9-24-1955	at Kentucky (8/NR)	14 21	10-31-1964	at LSU(NR/9)	10 11	11-16-1985	at Tennessee (NR/18)	14 34	9-6-2008	at Wake Forest (NR/20)	28 30
10-29-1955	at LSU(20/NR)	29 26	9-25-1965	at Kentucky (NR/10)	7 16	9-13-1986	Arkansas -4 (NR/18)	0 21	9-27-2008	at Florida (NR/4)	31 30
11-5-1955	at Memphis St. (15/NR)	39 6	10-9-1965	Florida (NR/10)	0 17	11-1-1986	at LSU (NR/11)	21 19	10-18-2008	at Alabama (NR/2)	20 24
11-12-1955	Houston -6 (14/NR)	27 11	10-30-1965	LSU -6 (NR/5)	23 0	11-15-1986	Tennessee -6 (20/NR)	10 22	11-22-2008	at LSU (NR/18)	31 13
11-26-1955	at Mississippi St. (15/NR)	26 0	11-13-1965	Tennessee -1 (NR/8)	14 13	9-12-1987	Arkansas -6 (NR/13)	10 31	11-28-2008	Mississippi State (25/NR)	45 0
1-2-1956	Texas Christian -7 (10/5)	14 13	10-1-1966	Alabama -6 (NR/3)	7 17	10-3-1987	Georgia (NR/20)	14 31	1-2-2009	Texas Tech -7 (20/8)	47 34
9-22-1956	North Texas State (13/NR)	45 0	11-12-1966	at Tennessee (NR/10)	14 7	10-31-1987	LSU -6(NR/5)	13 42	9-6-2009	at Memphis (8/NR)	45 14
9-29-1956	Kentucky -1 (9/NR)	37 7	10-7-1967	Alabama -9 (NR/9)	7 21	11-14-1987	at Tennessee (NR/15)	13 55	9-19-2009	SE Louisiana (5/NR)	52 6
10-6-1956	Houston -6 (6/NR)	14 0	10-14-1967	Georgia -6 (NR/3)	29 20	10-1-1988	at Georgia (NR/15)	12 36	9-24-2009	at South Carolina (4/NR)	10 16
10-13-1956	Vanderbilt (7/13)	16 0	10-28-1967	Houston (NR/9)	14 13	10-8-1988	at Alabama (NR/12)	22 12	10-3-2009	at Vanderbilt (18/NR)	23 7
10-20-1956	Tulane -6 (6/19)	3 10	10-5-1968	Alabama -6 (NR/11)	10 8	10-29-1988	at LSU(NR/13)	20 31	10-10-2009	Alabama (16/3)	3 22
10-27-1956	Arkansas -4 (10/NR)	0 14	10-12-1968	at Georgia (13/17)	7 21	9-23-1989	Arkansas -6 (NR/8)	17 24	10-24-2009	Arkansas (25/NR)	30 17
11-17-1956	at Tennessee (19/1)	7 27	10-19-1968	Southern Miss (16/NR)	21 13	10-7-1989	Alabama -6 (NR/13)	27 62	10-30-2009	at Auburn (22/NR)	20 33
9-28-1957	at Kentucky (19/NR)	15 0	10-26-1968	Houston -6 (17/NR)	7 20	11-18-1989	at Tennessee (NR/9)	21 33	11-21-2009	LSU (NR/8)	27 25
10-5-1957	Hardin-Simmons (15/NR)	34 7	11-2-1968	at LSU (NR/12)	27 24	9-22-1990	Arkansas -4 (NR/13)	21 37	11-28-2009	Mississippi State (20/NR)	27 41
10-12-1957	at Vanderbilt (14/NR)	28 0	11-16-1968	at Tennessee (NR/11)	0 31	10-13-1990	at Georgia (24/NR)	28 12	1-2-2010	Oklahoma State-13 (NR/18)	21 7
10-18-1957	at Tulane (11/NR)	50 0	9-20-1969	Memphis State (9/NR)	28 3	10-20-1990	Arkansas State (18/NR)	42 13	10-16-2010	at Alabama (NR/8)	10 23
10-26-1957	Arkansas -1 (6/NR)	6 12	9-27-1969	at Kentucky (8/NR)	9 10	10-27-1990	at Vanderbilt (17/NR)	14 13	10-23-2010	at Arkansas (NR/21)	24 38
11-2-1957	Houston -6 (14/NR)	20 7	10-4-1969	Alabama -9 (20/15)	32 33	11-3-1990	at LSU (17/NR)	19 10	10-30-2010	Auburn (NR/1)	31 51
11-9-1957	LSU (14/NR)	14 12	10-11-1969	Georgia -6 (NR/6)	25 17	11-17-1990	Tennessee -1 (15/14)	13 22	11-20-2010	at LSU (NR/5)	36 43
11-16-1957	Tennessee -1 (8/7)	14 7	10-18-1969	Southern Miss (19/NR)	69 7	11-24-1990	Mississippi St. -6 (21/NR)	21 9	11-27-2010	Mississippi State (NR/25)	23 31
11-30-1957	Mississippi State (7/13)	7 7	10-25-1969	at Houston (17/NR)	11 25	1-1-1991	Michigan -8 (15/12)	3 35	10-15-2011	Alabama (NR/2)	7 52
1-1-1958	Texas -3 (7/11)	39 7	11-1-1969	LSU -6 (NR/6)	26 23	9-14-1991	at Auburn (NR/15)	13 23	10-22-2011	Arkansas (NR/10)	24 29
9-20-1958	at Memphis State (6/NR)	17 0	11-8-1969	Chattanooga (17/NR)	21 0	10-12-1991	Georgia (23/22)	17 37	9-29-2011	at Auburn (NR/23)	23 41
9-27-1958	Kentucky -1 (9/14)	27 6	11-15-1969	Tennessee -6 (18/3)	38 0	11-16-1991	at Tennessee (NR/10)	25 36	11-19-2011	LSU (NR/1)	3 52
10-4-1958	at Trinity (6/NR)	21 0	11-27-1969	at Mississippi St. (14/NR)	48 22	9-19-1992	at Vanderbilt (24/NR)	9 31	9-15-2012	Texas (NR/12)	31 66
10-11-1958	at Tulane (7/NR)	19 8	1-1-1970	Arkansas -3 (13/3)	27 22	9-26-1992	at Georgia (NR/18)	11 37	9-29-2012	Alabama (NR/1)	14 33
10-18-1958	Hardin-Simmons (8/NR)	24 0	9-19-1970	at Memphis State (5/NR)	47 13	10-24-1992	at Alabama (NR/4)	10 31	11-3-2012	at Georgia (NR/6)	10 37
10-25-1958	Arkansas -4 (6/NR)	14 12	9-26-1970	Kentucky -6 (5/NR)	20 17	11-28-1992	Mississippi State (24/				

2012 STATISTICS

2012 RECORD	OVERALL	HOME	AWAY	NEUTRAL
ALL GAMES	7-6-0	4-3-0	2-3-0	1-0-0
CONFERENCE	3-5-0	2-2-0	1-3-0	0-0-0
NON-CONFERENCE	4-1-0	2-1-0	1-0-0	1-0-0

DATE	OPPONENT	TV	SCORE	ATT
Sep 1	UCA	PPV	W, 49-27	50544
Sep 8	UTEP	FSN	W, 28-10	53133
Sep 15	#12 TEXAS	ESPN	L, 31-66	61797
Sep 22	at Tulane	FSN	W, 39-0	28913
Sep 29	at #1 Alabama*	ESPN	L, 14-33	101821
Oct 6	TEXAS A&M*	ESPNU	L, 27-30	55343
Oct 13	AUBURN* [HC]	SEC Network	W, 41-20	57068
Oct 27	at Arkansas*	SEC Network	W, 30-27	55378
Nov 3	at #6 Georgia*	CBS	L, 10-37	92746
Nov 10	VANDERBILT*	ESPNU	L, 26-27	60572
Nov 17	at #7 LSU*	CBS	L, 35-41	92872
Nov 24	#24 MISSISSIPPI STATE*	ESPNU	W, 41-24	61005
Jan 5	vs. Pitt^	ESPN	W, 38-17	59135

* SEC game [HC] - Homecoming Game ^BBVA Compass Bowl (Birmingham, Ala.)

TEAM STATISTICS	OLE MISS	OPPONENT
SCORING	409	359
Points Per Game	31.5	27.6
FIRST DOWNS	291	251
Rushing	138	97
Passing	134	138
Penalty	19	16
RUSHING YARDAGE	2260	1681
Yards gained rushing	2644	2149
Yards lost rushing	384	468
Rushing Attempts	551	483
Average Per Rush	4.1	3.5
Average Per Game	173.8	129.3
TDs Rushing	25	17
PASSING YARDAGE	3249	3205
Comp-Att-Int	261-411-18	268-427-15
Average Per Pass	7.9	7.5
Average Per Catch	12.4	12.0
Average Per Game	249.9	246.5
TDs Passing	24	22
TOTAL OFFENSE	5509	4886
Total Plays	962	910
Average Per Play	5.7	5.4
Average Per Game	423.8	375.8
KICK RETURNS: #-Yards	43-861	42-1030
PUNT RETURNS: #-Yards	24-134	24-189
INT RETURNS: #-Yards	15-199	18-135
KICK RETURN AVERAGE	20.0	24.5
PUNT RETURN AVERAGE	5.6	7.9
INT RETURN AVERAGE	13.3	7.5
FUMBLES-LOST	22-11	20-13
PENALTIES-Yards	62-480	69-543
Average Per Game	36.9	41.8
PUNTS-Yards	58-2350	70-2970
Average Per Punt	40.5	42.4
Net punt average	39.1	39.1
TIME OF POSSESSION/Game	28:04	31:56
3RD-DOWN Conversions	89/201	76/199
3rd-Down Pct	44%	38%
4TH-DOWN Conversions	13/18	8/20
4th-Down Pct	72%	40%
SACKS BY-Yards	38-268	34-222
MISC YARDS	0	0
TOUCHDOWNS SCORED	51	44
FIELD GOALS-ATTEMPTS	18-28	17-22
ON-SIDE KICKS	0-0	1-1
RED-ZONE SCORES	(41-45) 91%	(36-46) 78%
RED-ZONE TOUCHDOWNS	(30-45) 67%	(23-46) 50%
PAT-ATTEMPTS	(49-49) 100%	(40-42) 95%
ATTENDANCE	399462	371730
Games/Avg Per Game	7/57066	5/74346
Neutral Site Games		1/59135

SCORE BY QUARTERS	1ST	2ND	3RD	4TH	TOTAL
Ole Miss	116	105	96	92	409
Opponents	64	129	67	99	359

RUSHING	GP-GS	Att	Net	Avg	TD	Lg	Avg/G
Jeff Scott	12-9	197	846	4.3	6	48	70.5
Bo Wallace	13-13	143	390	2.7	8	58	30.0
Randall Mackey	13-9	79	325	4.1	4	28	25.0
Barry Brunetti	12-0	60	277	4.6	3	29	23.1
I'Tavius Mathers	13-0	27	208	7.7	1	62	16.0
Jaylen Walton	13-0	23	118	5.1	1	16	9.1
Korvic Neat	10-2	2	34	17.0	0	39	3.4
Devin Thomas	5-0	3	33	11.0	0	18	6.6
Maikhai Miller	2-0	6	23	3.8	0	9	11.5
Nicholas Parker	7-0	4	19	4.8	0	15	2.7
Ja-Mes Logan	13-5	2	16	8.0	2	14	1.2
Team	8-0	5	-29	-5.8	0	0	-3.6
Total	13	551	2260	4.1	25	62	173.8
Opponents	13	483	1681	3.5	17	69	129.3

PASSING	GP-GS	Comp-Att-Int	Pct	Yds	TD	Lg
Bo Wallace	13-13	235-368-17	63.9	2994	22	77
Barry Brunetti	12-0	23-36-0	63.9	196	1	36
Randall Mackey	13-9	3-6-1	50.0	59	1	32
Team	8-0	0-1-0	0.0	0	0	0
Total	13	261-411-18	63.5	3249	24	77
Opponents	13	268-427-15	62.8	3205	22	68

	GP-GS	Avg/G	Effic.
Bo Wallace	13-13	230.3	142.69
Barry Brunetti	12-0	16.3	118.79
Randall Mackey	13-9	4.5	154.27
Total	13	249.9	140.42
Opponents	13	246.5	135.79

RECEIVING	GP-GS	No.	Yds	Avg	TD	Lg	Avg/G
Donte Moncrief	13-12	66	979	14.8	10	77	75.3
Ja-Mes Logan	13-5	43	490	11.4	1	47	37.7
Vince Sanders	13-12	39	504	12.9	4	41	38.8
Randall Mackey	13-9	25	346	13.8	1	68	26.6
Korvic Neat	10-2	25	257	10.3	0	30	25.7
Jeff Scott	12-9	23	177	7.7	1	55	14.8
Jamal Mosley	12-5	15	171	11.4	3	28	14.2
Ferbia Allen	11-9	8	138	17.2	0	51	12.5
Collins Moore	4-0	4	53	13.2	0	23	13.2
Philander Moore	8-1	4	38	9.5	1	25	4.8
Jaylen Walton	13-0	3	57	19.0	1	51	4.4
I'Tavius Mathers	13-0	2	9	4.5	0	6	0.7
H.R. Greer	11-1	2	4	2.0	1	3	0.4
Bo Wallace	13-13	1	25	25.0	1	25	1.9
Cody Core	13-0	1	4	4.0	0	4	0.3
Barry Brunetti	12-0	0	7	0.0	0	0	0.6
Pierce Burton	13-13	0	-10	0.0	0	0	-0.8
Total	13	261	3249	12.4	24	77	249.9
Opponents	13	268	3205	12.0	22	68	246.5

DEFENSIVE LEADERS	GP-GS	Tackles			Sacks	Pass Def	QBH	Fumbles	Blkd	Saf		
		Solo	Asst	Total	No-Yards	Int-Yds	Br/Up	Rcv-Yds	FF	Kick		
Denzel Nkemdiche	13-13	37	45	82	13.0-40	3-0-22	3-48	5	3	1-0	4	
Cody Prewitt	13-13	44	36	80	5.0-19	1.5-13	2-23	4	1	2-4	2	
Mike Marry	13-12	37	41	78	10.5-34	2.5-18	1-38	2	1	1-0	1	
Charles Sawyer	13-13	44	19	63	4.0-22	1.5-11	1-0	8		1-0		1
Trae Elston	12-9	32	29	61	1.0-5			6		1-0		
C.J. Johnson	13-10	28	27	55	8.0-48	6.5-46		1	2	1-0		
Joel Kight	13-2	29	15	44	3.0-14	1.0-6		2		1-0		
Issac Gross	13-7	15	25	40	10.0-34	2.5-22		1	2			
Senquez Golson	12-6	22	14	36	0.5-0		3-55	3				
Gilbert Pena	13-6	14	20	34	6.5-20	2.0-11		2				
Mike Hilton	12-5	22	11	33	3.5-25	2.0-20		2			2	
Dehndret Collins	11-6	16	14	30	3.0-7		3-25	5				
Uriah Grant	11-4	9	20	29	7.0-33	5.0-31		2				
Serderius Bryant	13-0	17	11	28	3.5-6			1				
Cameron Whigham	13-11	8	19	27	2.0-2	1.5-2		1	2-0			
Jason Jones	13-4	14	13	27	7.5-43	3.5-34		1	3			
E.J. Epperson	13-2	11	12	23	4.0-20	1.0-6		3	2		2	
Keith Lewis	13-2	9	13	22	0.5-0							
Channing Ward	12-0	9	12	21	1.5-6							
Chief Brown	12-1	10	7	17		1-0				1-10	1	
Aaron Garbutt	9-0	11	4	15	1.0-7	1.0-7						
Quintavius Burdette	13-0	6	8	14								
Cliff Coleman	10-1	7	6	13				5				
Louis Covington	9-2	9	4	13	1.0-3			2				
Wesley Pendleton	8-6	9	4	13	1.0-2			2				
Brishen Mathews	13-1	5	6	11	1.0-5							
Woodrow Hamilton	8-0	4	5	9	1.5-5	1.0-5						
Bryon Bennett	13-6	3	6	9	1.5-6	1.0-6		3				
Frank Crawford	8-0	5	3	8		1-10						
Cody Core	13-0	5	3	8								
Total	13	519	470	989	103-411	38-268	15-199	52	23	13-14	13	1
Opponents	13	576	394	970	95.0-355	34-222	18-135	51	17	11-60	11	2

SCORING	TD	FGs	Kick	Rush	Rcv	Pass	DXP	Saf	Pts
Bryson Rose	0	18-28	49-49	0-0	0	0-0	0	0	103
Donte Moncrief	10	0-0	0-0	0-0	0	0-0	0	0	60
Bo Wallace	9	0-0	0-0	0-0	0	0-0	0	0	54
Jeff Scott	7	0-0	0-0	0-0	0	0-0	0	0	42
Randall Mackey	5	0-0	0-0	0-0	0	0-0	0	0	30
Vince Sanders	4	0-0	0-0	0-0	0	0-0	0	0	24
Barry Brunetti	3	0-0	0-0	0-0	0	0-0	0	0	18
Jamal Mosley	3	0-0	0-0	0-0	0	0-0	0	0	18
Jaylen Walton	3	0-0	0-0	0-0	0	0-0	0	0	18
Ja-Mes Logan	3	0-0	0-0	0-0	0	0-0	0	0	18
I'Tavius Mathers	1	0-0	0-0	0-0	0	0-0	0	0	6
Philander Moore	1	0-0	0-0	0-0	0	0-0	0	0	6
H.R. Greer	1	0-0	0-0	0-0	0	0-0	0	0	6
C.J. Johnson	1	0-0	0-0	0-0	0	0-0	0	0	6
Total	51	18-28	49-49	0-1	0	0-1	0	0	409
Opponents	44	17-22	40-42	0-1	1	1-1	0	1	359

PUNTING	No.	Yds	Avg	Long	TB	FC	I20	Blkd
Jim Broadway	57	2345	41.1	61	2	19	15	0
Team	1	5	5.0	5	0	0	0	1
Total	58	2350	40.5	61	2	19	15	1
Opponents	70	2970	42.4	61	5	17	23	1

PUNT RETURNS	No.	Yds	Avg	TD	Long
Korvic Neat	16	82	5.1	0	19
Philander Moore	5	-7	-1.4	0	10
Jeff Scott	2	22	11.0	0	13
Charles Sawyer	1	37	37.0	0	15
Total	24	134	5.6	0	19
Opponents	24	189	7.9	1	89

KICKOFF RETURNS	No.	Yds	Avg	TD	Long
Jaylen Walton	26	643	24.7	1	100
Carlos Davis	4	63	15.8	0	23
I'Tavius Mathers	3	20</			

INDIVIDUAL GAME-BY-GAME RUSHING

No.	Player	Att-Yds-TD	UCA	UTEP	TEXAS	TUL	ALA	A&M	AUB	ARK	UGA	VAN	LSU	MSU	PITT
3	J. Scott	197-846-6	-	12-111-0	8-95-1	11-62-2	19-49-1	21-108-1	21-137-0	21-50-1	13-21-0	24-47-0	13-37-0	28-111-0	6-18-0
14	Wallace	143-390-8	13-82-1	11-53-1	12-8-0	8-36-0	8- (-14)-0	13-21-1	15-39-2	11-38-0	7-2-0	13-4-1	11-54-2	13-40-0	8-27-0
1	Mackey	79-325-4	15-50-0	11-66-0	6-22-1	4-34-1	4-32-1	7-23-0	2-6-0	3- -13-0	2-5-0	2-4-0	9-41-1	6-19-0	8-36-0
11	Brunetti	60-277-3	8-54-1	2-7-0	4-25-0	13-67-0	2-1-0	3-7-0	-	2-2-1	4-15-0	0-0-0	8-15-0	7-62-0	7-22-1
5	Mathers	27-208-1	4-20-0	3-26-0	3-18-0	6-28-0	1-8-0	0-0-0	1-4-0	0-0-0	2-8-0	1-0-0	0-0-0	0-0-0	6-96-1
6	Walton	23-118-1	2-9-1	3-26-0	1-2-0	3-10-0	1-4-0	0-0-0	2-16-0	0-0-0	1- -5-0	0-0-0	0-0-0	0-0-0	10-56-0
28	Neat	2-34-0	0-0-0	1-39-0	0-0-0	-	-	-	0-0-0	0-0-0	0-0-0	0-0-0	0-0-0	0-0-0	0-(-5)-0
29	Thomas	3-33-0	1-3-0	-	-	2-30-0	-	-	-	-	-	-	0-0-0	0-0-0	0-0-0
9	Miller	6-23-0	2-15-0	-	-	4-8-0	-	-	-	-	-	-	-	-	-
4	Parker	4-19-0	2-2-0	1-2-0	0-0-0	1-15-0	0-0-0	0-0-0	0-0-0	-	-	-	-	-	-
85	Logan	2-16-2	0-0-1	0-0-0	0-0-0	1-14-1	0-0-0	0-0-0	0-0-0	0-0-0	0-0-0	0-0-0	0-0-0	1-2-0	0-0-0
Total		551-2260-25	47-235-4	44-330-1	34-170-2	53-304-4	35-80-2	44-159-2	42-200-2	37-77-2	29-46-0	40-55-1	41-147-3	56-233-0	49-224-2
Opponents		483-1681-17	35-100-2	30-37-0	54-350-4	29-14-0	34-125-0	44-290-2	41-101-2	37-167-1	45-149-1	36-104-1	38-145-4	25-30-0	36-81-0

INDIVIDUAL GAME-BY-GAME PASSING

No.	Player	Att-Comp-Int	Yds-TD	UCA	UTEP	TEXAS	TUL	ALA	A&M	AUB	ARK	UGA	VAN	LSU	MSU	PITT
14	Wallace	368-235-17	24-20-1	22-15-0	24-13-3	16-7-0	26-15-2	34-20-2	22-17-0	37-29-1	25-16-1	49-31-0	35-15-3	22-15-2	32-22-2	
		2994-22	264-2	174-3	178-1	101-1	123-0	305-1	226-1	278-1	278-1	403-1	310-2	294-5	151-3	
11	Brunetti	36-23-0	7-5-0	1-1-0	6-4-0	7-5-0	6-4-0	0-0-0	-	0-0-0	3-1-0	0-0-0	2-1-0	0-0-0	4-2-0	
		196-1	66-1	0-0	51-0	45-0	15-0	0-0	-	0-0	1-0	0-0	6-0	0-0	12-0	
1	Mackey	6-3-1	0-0-0	2-2-0	0-0-0	0-0-0	1-0-1	1-0-0	1-1-0	0-0-0	0-0-0	1-0-0	0-0-0	0-0-0	0-0-0	
		59-1	0-0	34-0	0-0	0-0	0-0	0-0	25-1	0-0	0-0	0-0	0-0	0-0	0-0	
Total		411-261-18	31-25-1	25-18-0	30-17-3	23-12-0	33-19-3	35-20-2	23-18-0	29-37-1	28-17-1	50-31-0	37-16-3	22-15-2	37-24-2	
Opponents		427-268-15	32-25-1	40-27-1	24-19-0	41-22-3	30-22-0	26-17-2	18-11-1	43-24-2	28-21-1	35-20-0	38-22-2	39-21-2	32-16-1	
		3205-22	247-2	274-1	326-4	145-0	180-2	191-1	112-0	297-2	384-4	267-2	282-48	303-2	185-2	

INDIVIDUAL GAME-BY-GAME RECEIVING

No.	Player	No-Yds-TD	UCA	UTEP	TEXAS	TUL	ALA	A&M	AUB	ARK	UGA	VAN	LSU	MSU	PITT
12	Moncrief	66-979-10	8-104-1	3-72-1	7-144-1	1-23-1	2-37-0	6-73-1	4-27-0	8-60-0	0-0-0	8-74-0	6-161-2	7-173-3	6-31-0
85	Logan	43-490-1	1-3-0	5-44-0	0-0-0	1-11-0	3-18-0	6-53-0	3-51-0	3-32-0	2-20-0	8-160-0	3-53-0	2-9-0	6-36-1
10	Sanders	39-504-4	1-13-0	0-0-0	1-11-0	2-27-0	7-46-0	5-81-0	1-6-0	5-40-1	2-17-0	5-96-1	2-42-0	3-86-1	5-39-1
1	Mackey	25-346-1	2-6-0	2-14-0	1-0-0	1-30-0	1-12-0	1-68-0	1-22-0	7-99-0	4-23-0	0-0-0	3-44-0	1-1-0	1-27-1
28	Neat	25-257-0	6-75-0	4-19-0	4-57-0	-	-	-	1-9-0	0-0-0	3-39-0	5-45-0	0-0-0	0-0-0	2-13-0
3	J. Scott	23-177-1	-	1-2-0	0-0-0	1-4-0	2-9-0	0-0-0	3-70-1	5-46-0	3-24-0	3-13-0	1-7-0	1-0-0	3-2-0
17	Mosley	15-171-3	4-79-1	0-0-0	3-9-0	0-0-0	0-0-0	1-7-0	2-11-0	0-0-0	1-13-1	2-15-0	1-12-0	1-25-1	-
83	Allen	8-138-0	2-25-0	0-0-0	1-8-0	1-9-0	0-0-0	0-0-0	2-30-0	0-0-0	1-51-0	0-0-0	-	-	1-15-0
16	C. Moore	4-53-0	0-0-0	0-0-0	0-0-0	2-25-0	1-5-0	1-23-0	-	-	-	-	-	-	-
22	P. Moore	4-38-1	1-25-1	0-0-0	0-0-0	1-7-0	2-6-0	0-0-0	0-0-0	-	-	-	-	-	0-0-0
6	Walton	3-57-1	0-0-0	1-51-1	0-0-0	0-0-0	1-5-0	0-0-0	0-0-0	0-0-0	0-0-0	0-0-0	0-0-0	0-0-0	0-0-0
5	Mathers	2-9-0	0-0-0	1-3-0	0-0-0	1-6-0	0-0-0	0-0-0	0-0-0	0-0-0	0-0-0	0-0-0	0-0-0	0-0-0	0-0-0
45	Greer	2-4-1	0-0-0	1-3-1	0-0-0	0-0-0	-	0-0-0	0-0-0	1-1-0	-	0-0-0	0-0-0	0-0-0	0-0-0
14	Wallace	1-25-1	0-0-0	0-0-0	0-0-0	0-0-0	0-0-0	0-0-0	1-25-1	0-0-0	0-0-0	0-0-0	0-0-0	0-0-0	0-0-0
88	Core	1-4-0	0-0-0	0-0-0	0-0-0	1-4-0	0-0-0	0-0-0	0-0-0	0-0-0	0-0-0	0-0-0	0-0-0	0-0-0	0-0-0
11	Brunetti	0-7-0	0-0-0	0-0-0	0-0-0	0-0-0	0-0-0	0-0-0	-	0-0-0	0-0-0	0-0-0	0-7-0	0-0-0	0-0-0
71	Burton	0- (-10)-0	0-0-0	0-0-0	0-0-0	0-0-0	0-0-0	0-0-0	0-0-0	0-0-0	0-0-0	0-0-0	0- (-10)-0	0-0-0	0-0-0
Total		261-3249-24	25-330-3	18-208-3	17-229-1	12-146-1	19-138-0	20-305-1	18-251-2	29-278-1	17-188-1	31-403-1	16-316-2	13-294-5	24-163-3
Opponents		268-3205-22	25-247-2	27-274-1	19-326-4	22-145-0	22-180-2	17-191-1	11-112-0	24-297-2	21-384-4	20-267-2	22-282-0	21-303-2	16-185-2

INDIVIDUAL GAME-BY-GAME PUNT RETURNS

No.	Player	No-Yds-Lg	UCA	UTEP	TEXAS	TUL	ALA	A&M	AUB	ARK	UGA	VAN	LSU	MSU	PITT
28	Neat	16-82-19	3-20-18	2-8-8	0-0-0	-	-	-	0-0-0	2-10-5	2-25-19	3- (-5)-2	1-2-0	0-0-0	3-22-14
22	P. Moore	5- (-7)-10	0-0-0	1- (-12)-0	0-0-0	3- -5-2	1-10-10	0-0-0	0-0-0	-	-	-	-	-	0-0-0
3	J. Scott	2-22-13	-	0-0-0	0-0-0	0-0-0	0-0-0	0-0-0	0-0-0	0-0-0	0-0-0	0-0-0	0-0-0	1-9-9	1-13-13
3	Sawyer	1-37-37	0-0-0	0-0-0	0-0-0	0-0-0	0-0-0	0-0-0	0-0-0	0-0-0	1-37-37	0-0-0	0-0-0	0-0-0	0-0-0
Total		24-134-19	3-20-18	3- (-4)-8	0-0-0	3- -5-2	1-10-10	0-0-0	0-0-0	2-10-5	2-25-19	3- (-5)-2	1-2-0	1-9-9	4-35-14
Opponents		24-189-89	0-0-0	1-18-18	0-0-0	2-11-11	2-22-22	2- (-1)-2	2-4-2	2-6-6	3-17-14	4-1-1	3-109-89	1-0-0	2-2-2

INDIVIDUAL GAME-BY-GAME KICKOFF RETURNS

No.	Player	No-Yds-Lg	UCA	UTEP	TEXAS	TUL	ALA	A&M	AUB	ARK	UGA	VAN	LSU	MSU	PITT
6	Walton	26-643-100	2-49-29	0-0-0	2-110-100	0-0-0	1-15-15	4-61-31	1-25-25	2-59-37	1-20-20	2-64-44	5-73-27	4-84-30	2-83-49
34	Davis	4-63-23	-	-	-	-	-	-	-	0-0-0	1-22-22	2-30-23	1-11-11	0-0-0	0-0-0
5	Mathers	3-20-14	0-0-0	0-0-0	0-0-0	0-0-0	0-0-0	0-0-0	1-14-14	0-0-0	0-0-0	0-0-0	0-0-0	1-0-0	1-6-6
3	J. Scott	3-37-20	-	0-0-0	3-37-20	0-0-0	0-0-0	0-0-0	0-0-0	0-0-0	0-0-0	0-0-0	0-0-0	0-0-0	0-0-0
48	Bigham	2-24-15	0-0-0	0-0-0	2-24-15	0-0-0	0-0-0	0-0-0	0-0-0	0-0-0	0-0-0	-	0-0-0	0-0-0	0-0-0
7	Elston	1-20-20	0-0-0	1-20-20	-	0-0-0	0-0-0	0-0-0	0-0-0	0-0-0	0-0-0	0-0-0	0-0-0	0-0-0	0-0-0
1	Mackey	1-20-20	0-0-0	0-0-0	0-0-0	0-0-0	0-0-0	1-20-20	0-0-0	0-0-0	0-0-0	0-0-0	0-0-0	0-0-0	0-0-0
83	Allen	1-13-0	0-0-0	0-0-0	0-0-0	0-0-0	0-0-0	0-0-0	0-0-0	0-0-0	1-13-13	0-0-0	-	-	0-0-0
21	Golson	1-11-11	0-0-0	0-0-0	1-11-11	0-0-0	0-0-0	0-0-0	0-0-0	0-0-0	-	0-0-0	0-0-0	0-0-0	0-0-0
52	Marry	1-10-10	0-0-0	0-0-0	0-0-0	0-0-0	0-0-0	0-0-0	0-0-0	0-0-0	0-0-0	0-0-0	0-0-0	0-0-0	1-10-10
Total		43-861-100	2-49-29	1-20-20	8-182-100	0-0-0	1-15-15	5-81-31	2-39-25	2-59-37	3-55-22	4-94-44	6-84-27	5-84-30	4-99-49
Opponents		42-1030-100	2-61-36	4-70-21	4-74-21	4-94-28	3-142-99	3-96-35	3-96-38	2-4-4</					

INDIVIDUAL GAME-BY-GAME TACKLES

No.	Player	UT-AT-TT TFL/Sack	UCA	UTEP	TEXAS	TUL	ALA	A&M	AUB	ARK	UGA	VAN	LSU	MSU	PITT
4	Nkemdiche	37-45-82 13.0/3.0	5-3-8 1.0/3.0	2-1-3 0.0/0.0	2-5-7 0.0/0.0	3-0-3 0.0/0.0	5-6-11 3.0/1.0	3-3-6 2.0/0.0	1-5-6 0.0/1.0	2-8-8 0.0/0.0	4-4-8 0.0/0.0	2-4-6 2.5/1.0	3-6-9 0.5/0.0	2-1-3 0.0/0.0	3-1-4 1.0/0.0
25	Prewitt	44-36-80 5.0/1.5	0-0-0 0.0/0.0	5-2-7 1.0/1.0	0-7-7 0.5/0.0	2-0-2 0.0/0.0	6-7-13 0.5/0.0	5-1-6 0.0/0.0	6-3-9 0.0/0.0	1-4-5 0.0/0.0	6-5-11 0.5/0.5	5-2-7 2.0/0.0	2-2-4 0.0/0.0	3-1-4 0.5/0.0	3-2-5 0.0/0.0
52	Marry	37-41-78 10.5/2.5	7-0-7 0.0/0.0	4-4-8 0.5/0.5	1-7-8 0.0/0.0	2-1-3 0.0/0.0	4-2-6 1.0/0.0	3-2-5 1.5/0.0	3-3-6 1.5/1.0	1-6-7 0.0/0.0	2-3-5 0.0/0.0	3-3-6 1.0/0.0	7-3-10 0.5/0.0	1-3-4 0.5/0.0	4-3-7 4.0/1.0
3	Sawyer	44-19-63 4.0/1.5	1-1-2 0.0/0.0	3-1-4 0.0/0.0	6-6-12 0.0/0.0	2-0-2 0.0/0.0	4-1-5 0.5/0.5	3-3-6 0.0/1.0	5-1-6 0.0/1.0	6-1-7 1.0/1.0	1-0-1 0.0/0.0	2-2-4 0.0/0.0	2-1-3 0.0/0.0	8-1-9 0.5/0.0	1-1-2 0.0/0.0
7	Elston	32-29-61 1.0/1.0	1-2-3 0.0/0.0	4-0-4 0.0/0.0	- -	4-2-6 1.0/1.0	2-2-4 0.0/0.0	2-4-6 0.0/0.0	2-2-4 0.0/0.0	2-4-6 0.0/0.0	4-1-5 1.0/1.0	3-1-4 0.0/0.0	2-8-10 0.0/0.0	3-1-4 0.0/0.0	3-2-5 0.0/0.0
10	Johnson	28-27-55 8.0/6.5	4-2-6 1.0/1.0	1-3-4 0.5/0.0	2-6-8 0.0/0.0	2-0-2 0.0/0.0	3-3-6 0.0/0.0	2-3-5 0.0/0.0	1-0-1 0.0/0.0	3-2-5 1.0/1.0	2-5-7 1.5/1.5	2-1-3 1.0/1.0	0-1-1 0.0/0.0	3-0-3 2.0/2.0	3-1-4 1.0/0.0
15	Kight	29-15-44 3.0/1.0	7-0-7 1.0/1.0	2-1-3 0.0/0.0	3-2-5 0.0/0.0	2-0-2 0.0/1.0	2-3-5 0.5/0.0	4-2-6 0.0/0.0	1-1-2 0.0/0.0	0-3-3 0.0/0.0	2-1-3 0.0/0.0	3-1-4 2.0/1.0	2-1-3 0.0/0.0	1-0-1 0.0/0.0	0-0-0 0.0/0.0
94	Gross	15-25-40 10.0/2.5	0-2-2 0.0/0.0	1-2-3 0.5/0.5	0-0-0 0.0/0.0	2-0-2 0.0/1.0	2-4-6 1.0/0.0	3-1-4 1.0/1.0	0-1-1 0.5/0.0	0-4-4 0.0/0.5	2-5-7 1.0/1.0	1-4-5 2.0/0.0	1-2-3 0.5/0.0	1-0-1 1.0/0.0	2-0-2 1.0/0.0
21	Golson	22-14-36 0.5/0.0	1-2-3 0.0/0.0	1-3-4 0.5/0.0	1-0-1 0.0/0.0	2-1-3 0.0/0.0	0-1-1 0.0/0.0	4-0-4 0.0/0.0	2-2-4 0.0/0.0	1-2-3 0.0/0.0	- 0.0/0.0	2-0-2 0.0/0.0	2-1-3 0.0/0.0	2-2-4 0.0/0.0	4-0-4 0.0/0.0
99	Pena	14-20-34 6.5/2.0	0-0-0 0.0/0.0	1-2-3 2.0/1.0	0-1-1 0.0/0.0	1-1-2 0.0/0.0	0-2-2 0.0/0.0	0-2-2 0.0/0.0	1-1-2 1.0/1.0	0-2-2 0.0/0.0	1-4-5 1.0/1.0	0-2-2 0.0/0.0	1-1-2 1.5/0.0	3-3-6 1.0/0.0	4-0-4 1.0/0.0
28	Hilton	22-11-33 3.5/2.0	0-0-0 0.0/0.0	0-0-0 0.0/0.0	1-1-2 0.0/0.0	3-1-4 0.0/0.0	0-0-0 0.0/0.0	3-0-3 2.0/2.0	4-1-5 1.0/0.0	4-2-6 0.0/0.0	0-3-3 0.5/0.0	4-1-5 0.0/0.0	3-1-4 1.0/0.0	0-1-1 0.0/0.0	0-0-0 0.0/0.0
1	Collins	16-14-30 3.0/0.0	2-5-7 2.0/0.0	3-3-6 0.0/0.0	1-1-2 0.0/0.0	2-1-3 0.0/0.0	1-0-1 0.0/0.0	2-1-3 1.0/0.0	- -	1-1-2 0.0/0.0	1-2-3 -	- -	1-0-1 0.0/0.0	0-0-0 0.0/0.0	2-0-2 0.0/0.0
93	U. Grant	9-20-29 7.0/5.0	1-0-1 1.0/1.0	1-3-4 1.0/0.0	0-4-4 0.0/0.0	- -	- -	0-1-1 0.0/0.0	0-4-4 0.0/0.0	3-2-5 1.0/0.0	1-4-5 1.0/1.0	0-1-1 0.0/0.0	1-0-1 1.0/1.0	0-1-1 0.0/0.0	2-0-2 2.0/2.0
14	Bryant	17-11-28 3.5/0.0	1-0-1 0.0/0.0	0-0-0 0.0/0.0	1-3-4 0.0/0.0	4-0-4 0.0/0.0	2-1-3 0.0/0.0	1-0-1 2.0/0.0	3-0-3 0.0/0.0	1-0-1 0.0/0.0	0-2-2 0.0/0.0	2-2-4 1.5/0.0	1-1-2 0.0/0.0	1-1-2 0.0/0.0	0-1-1 0.0/0.0
38	Jones	14-13-27 7.5/3.5	0-1-1 0.0/0.0	1-0-1 0.0/0.0	0-0-0 0.0/0.0	3-1-4 1.0/1.0	1-0-1 1.0/0.0	2-1-3 1.5/0.5	0-3-3 0.5/0.0	1-3-4 1.0/1.0	2-1-3 0.0/0.0	0-0-0 0.0/0.0	3-3-6 0.5/0.0	0-0-0 0.0/0.0	1-0-1 1.0/1.0
55	Whigham	8-19-27 2.0/1.5	3-3-3 0.0/0.0	1-2-3 0.5/0.5	1-2-3 0.0/0.0	0-0-0 0.0/0.0	1-1-2 0.0/0.0	1-3-4 0.0/0.0	0-2-2 0.0/0.0	0-1-1 0.0/0.0	0-2-2 0.5/0.0	1-0-1 1.0/1.0	0-4-4 0.0/0.0	0-1-1 0.0/0.0	0-1-1 0.0/0.0
33	Epperson	11-12-23 4.0/1.0	1-0-1 0.0/0.0	2-1-3 1.5/0.0	0-1-1 0.0/0.0	1-0-1 0.0/0.0	0-0-0 0.0/0.0	1-1-2 0.0/0.0	1-1-2 0.5/0.0	0-2-2 0.0/0.0	1-0-1 0.0/0.0	0-1-1 0.0/0.0	0-1-1 0.0/0.0	2-1-3 2.0/1.0	2-1-3 0.0/0.0
24	Lewis	9-13-22 0.5/0.0	2-1-3 0.0/0.0	0-0-0 0.0/0.0	2-3-5 0.0/0.0	- -	0-0-0 0.0/0.0	0-0-0 0.0/0.0	0-0-0 0.0/0.0	1-3-4 0.5/0.0	1-3-4 0.0/0.0	0-0-0 0.0/0.0	0-3-3 0.0/0.0	1-0-1 0.0/0.0	2-0-2 0.0/0.0
11	Ward	9-12-21 1.5/0.0	1-0-1 0.0/0.0	0-1-1 0.5/0.0	1-2-3 0.5/0.0	- -	1-1-2 0.0/0.0	0-0-0 0.0/0.0	1-1-2 0.0/0.0	0-1-1 0.0/0.0	1-2-3 -	- -	1-3-4 0.0/0.5	0-0-0 0.0/0.0	3-1-4 0.0/0.0
8	C. Brown	10-7-17 0.0/0.0	1-1-2 0.0/0.0	2-1-3 0.0/0.0	1-0-1 0.0/0.0	1-0-1 0.0/0.0	0-0-0 0.0/0.0	- -	0-0-0 0.0/0.0	0-0-0 0.0/0.0	3-1-4 0.0/0.0	1-3-4 0.0/0.0	0-1-1 0.0/0.0	0-0-0 0.0/0.0	1-0-1 0.0/0.0
20	Garbutt	11-4-15 1.0/1.0	2-2-4 0.0/0.0	2-0-2 0.0/0.0	0-0-0 0.0/0.0	4-0-4 1.0/1.0	0-0-0 0.0/0.0	1-0-1 0.0/0.0	0-2-2 0.0/0.0	0-0-0 0.0/0.0	- -	- -	- -	2-0-2 0.0/0.0	- -
2	Burdette	6-8-14 0.0/0.0	0-1-1 0.0/0.0	0-1-1 0.0/0.0	0-3-3 0.0/0.0	2-0-2 0.0/0.0	1-0-1 0.0/0.0	0-0-0 0.0/0.0	0-0-0 0.0/0.0	1-3-4 0.0/0.0	1-0-1 0.0/0.0	1-0-1 0.0/0.0	0-0-0 0.0/0.0	0-0-0 0.0/0.0	0-0-0 0.0/0.0
6	Pendleton	9-4-13 1.0/0.0	1-1-2 1.0/0.0	1-0-1 0.0/0.0	2-2-4 0.0/0.0	2-0-2 0.0/0.0	0-0-0 0.0/0.0	1-0-1 0.0/0.0	0-0-0 0.0/0.0	2-1-3 0.0/0.0	- -	- -	- -	- -	- -
12	Coleman	7-6-13 0.0/0.0	1-0-1 0.0/0.0	0-1-1 0.0/0.0	3-5-8 0.0/0.0	1-0-1 0.0/0.0	0-0-0 0.0/0.0	0-0-0 0.0/0.0	0-0-0 0.0/0.0	0-0-0 0.0/0.0	1-3-4 0.0/0.0	0-0-0 0.0/0.0	0-3-3 0.0/0.0	1-0-1 0.0/0.0	2-0-2 0.0/0.0
19	Covington	9-4-13 1.0/0.0	- -	- -	- -	- -	- -	- -	- -	- -	2-1-3 0.0/0.0	4-0-4 0.0/0.0	2-3-5 1.0/0.0	1-0-1 0.0/0.0	0-0-0 0.0/0.0
13	Mathews	5-6-11 1.0/0.0	1-0-1 0.0/0.0	1-2-3 0.0/0.0	0-0-0 0.0/0.0	0-0-0 0.0/0.0	0-0-0 0.0/0.0	1-1-2 1.5/0.0	1-2-3 0.0/0.0	0-0-0 0.0/0.0	0-0-0 0.0/0.0	0-1-1 0.0/0.0	0-0-0 0.0/0.0	1-0-1 0.0/0.0	0-0-0 0.0/0.0
95	Bennett	3-6-9 1.5/1.0	0-0-0 0.0/0.0	0-0-0 0.0/0.0	0-1-1 0.0/0.0	0-0-0 0.0/0.0	0-0-0 0.0/0.0	0-0-0 0.0/0.0	0-0-0 0.0/0.0	0-1-1 0.0/0.0	1-0-1 1.0/1.0	1-1-2 0.0/0.0	0-2-2 0.0/0.0	1-1-2 0.5/0.0	0-0-0 0.0/0.0
56	Hamilton	4-5-9 1.5/1.0	1-1-2 0.0/0.0	1-1-2 1.5/1.0	1-2-3 0.0/0.0	- -	- -	- -	- -	- -	- -	0-1-1 0.0/0.0	1-0-1 0.0/0.0	0-0-0 0.0/0.0	0-0-0 0.0/0.0
88	Core	5-3-8 0.0/0.0	0-0-0 0.0/0.0	0-0-0 0.0/0.0	0-0-0 0.0/0.0	0-0-0 0.0/0.0	0-0-0 0.0/0.0	0-1-1 0.0/0.0	0-0-0 0.0/0.0	0-0-0 0.0/0.0	1-1-2 0.0/0.0	3-1-4 0.0/0.0	1-0-1 0.0/0.0	0-0-0 0.0/0.0	0-0-0 0.0/0.0
5	Crawford	5-3-8 0.0/0.0	1-0-1 0.0/0.0	0-1-1 0.0/0.0	2-2-4 0.0/0.0	- -	1-0-1 0.0/0.0	- -	1-0-1 0.0/0.0	- -	0-0-0 0.0/0.0	- -	- -	- -	0-0-0 0.0/0.0
34	Davis	6-1-7 0.0/0.0	- -	- -	- -	- -	- -	- -	- -	1-0-1 0.0/0.0	1-0-1 0.0/0.0	1-0-1 0.0/0.0	0-1-1 0.0/0.0	1-0-1 0.0/0.0	2-0-2 0.0/0.0
92	C. Martin	2-4-6 0.5/0.5	0-1-1 0.0/0.0	0-1-1 0.5/0.5	0-0-0 0.0/0.0	2-0-2 0.0/0.0	0-1-1 0.0/0.0	0-1-1 0.0/0.0	0-0-0 0.0/0.0	0-0-0 0.0/0.0	0-0-0 0.0/0.0	0-0-0 0.0/0.0	0-0-0 0.0/0.0	- -	0-0-0 0.0/0.0
59	Denny	2-2-4 0.0/0.0	0-0-0 0.0/0.0	0-0-0 0.0/0.0	0-0-0 0.0/0.0	1-0-1 0.0/0.0	0-1-1 0.0/0.0	0-0-0 0.0/0.0	0-0-0 0.0/0.0	0-0-0 0.0/0.0	0-0-0 0.0/0.0	0-0-0 0.0/0.0	0-0-0 0.0/0.0	0-1-1 0.0/0.0	0-0-0 0.0/0.0
44	Williams	1-3-4 1.5/0.0	0-0-0 0.0/0.0	0-1-1 0.5/0.0	0-2-2 0.0/0.0	- -	0-0-0 0.0/0.0	1-0-1 0.0/1.0	0-0-0 0.0/0.0	0-0-0 0.0/0.0	- -	0-0-0 0.0/0.0	0-0-0 0.0/0.0	- -	0-0-0 0.0/0.0
9	Nicholas	1-3-4 0.0/0.0	0-1-1 0.0/0.0	- -	- -	- -	0-0-0 0.0/0.0	0-1-1 0.0/0.0	- -	0-0-0 0.0/0.0	- -	0-0-0 0.0/0.0	0-1-1 0.0/0.0	0-0-0 0.0/0.0	0-0-0 0.0/0.0
23	Standifer	3-0-3 0.0/0.0	0-0-0 0.0/0.0	0-0-0 0.0/0.0	0-0-0 0.0/0.0	3-0-3 0.0/0.0	- -	- -	- -	- -	- -	- -	- -	- -	- -
72	Morris	2-1-3 0.0/0.0	0-0-0 0.0/0.0	0-0-0 0.0/0.0	0-0-0 0.0/0.0	0-0-0 0.0/0.0	0-0-0 0.0/0.0	0-0-0 0.0/0.0	0-0-0 0.0/0.0	0-0-0 0.0/0.0	1-0-1 0.0/0.0	0-0-0 0.0/0.0	1-1-2 0.0/0.0	0-0-0 0.0/0.0	0-0-0 0.0/0.0
14	Wallace	2-0-2 0.0/0.0	1-0-1 0.0/0.0	0-0-0 0.0/0.0	0-0-0 0.0/0.0	0-0-0 0.0/0.0	0-0-0 0.0/0.0	0-0-0 0.0/0.0	0-0-0 0.0/0.0	0-0-0 0.0/0.0	1-0-1 0.0/0.0	0-0-0 0.0/0.0	0-0-0 0.0/0.0	0-0-0 0.0/0.0	0-0-0 0.0/0.0
17	Burns	2-0-2 0.0/0.0	0-0-0 0.0/0.0	0-0-0 0.0/0.0	- -	0-0-0 0.0/0.0	0-0-0 0.0/0.0	- -	- -	- -	0-0-0 0.0/0.0	0-0-0 0.0/0.0	0-0-0 0.0/0.0	0-0-0 0.0/0.0	1-0-1 0.0/0.0
26	W. Martin	1-0-1 0.0/0.0	0-0-0 0.0/0.0	0-0-0 0.0/0.0	0-0-0 0.0/0.0	0-0-0 0.0/0.0	0-0-0 0.0/0.0	0-0-0 0.0/0.0	0-0-0 0.0/0.0	0-0-0 0.0/0.0	0-0-0 0.0/0.0	0-0-0 0.0/0.0	0-0-0 0.0/0.0	0-0-0 0.0/0.0	0-0-0 0.0/0.0
83	Allen	0-1-1 0.0/0.0	0-0-0 0.0/0.0	0-0-0 0.0/0.0	0-0-0 0.0/0.0	0-0-0 0.0/0.0	0-1-1 0.0/0.0	0-0-0 0.0/0.0	0-0-0 0.0/0.0	0-0-0 0.0/0.0	0-0-0 0.0/0.0	0-0-0 0.0/0.0	- -	- -	0-0-0 0.0/0.0
28	Neat	0-1-1 0.0/0.0	0-0-0 0.0/0.0	0-0-0 0.0/0.0	0-1-1 0.0/0.0	- -	- -	- -	0-0-0 0.0/0.0	0-0-0 0.0/0.0	0-0-0 0.0/0.0	0-0-0 0.0/0.0	0-0-0 0.0/0.0	0-0-0 0.0/0.0	0-0-0 0.0/0.0
10	Sanders	0-1-1 0.0/0.0	0-0-0 0.0/0.0	0-0-0 0.0/0.0	0-0-0 0.0/0.0	0-0-0									

TEAM GAME-BY-GAME STATISTICS

Total Offense		UCA	UTEP	TEXAS	TUL	ALA	A&M	AUB	ARK	UGA	VAN	LSU	MSU	PITT
Yards	UM	565	538	399	450	218	464	451	355	234	458	463	527	387
	Opp	347	311	676	159	305	481	213	464	533	371	427	333	266
Total Plays	UM	78	69	64	76	68	79	65	74	57	90	78	78	86
	Opp	67	70	78	70	64	70	59	80	73	71	76	64	68
Avg/Play	UM	7.2	7.8	6.2	5.9	3.2	5.9	6.9	4.8	4.1	5.1	5.9	6.8	4.5
	Opp	5.2	4.4	8.7	2.3	4.8	6.9	3.6	5.8	7.3	5.2	5.6	5.2	3.9
Rushing Yards	UM	235	330	170	304	80	159	200	77	46	55	147	233	224
	Opp	100	37	350	14	125	290	101	167	149	92	145	30	81
Carries	UM	47	44	34	53	35	44	42	37	29	40	41	56	49
	Opp	35	30	54	29	34	44	41	37	45	35	38	25	36
TDs	UM	4	1	2	4	2	2	2	2	0	1	3	0	2
	Opp	2	0	4	0	0	2	2	1	1	1	4	0	0
Passing Yards	UM	330	208	229	146	138	305	251	278	188	403	316	294	163
	Opp	247	274	326	145	180	191	112	297	384	279	282	303	185
Attempts	UM	31	25	30	23	33	35	23	37	28	50	37	22	37
	Opp	32	40	24	41	30	26	18	43	28	36	38	39	32
Completions	UM	25	15	17	12	19	20	18	29	17	31	16	15	24
	Opp	25	27	19	22	22	17	11	24	17	21	22	21	16
Comp. %	UM	80.6	72.0	56.6	52.2	57.6	57.1	78.3	78.3	60.7	62.0	43.2	68.2	64.9
	Opp	78.1	67.5	79.2	53.6	73.3	65.4	61.1	55.8	75	58.3	57.8	53.8	50.0
TDs	UM	3	3	1	1	0	1	2	1	1	1	2	5	3
	Opp	2	1	4	0	2	1	0	2	4	2	0	2	2
Intercepted	UM	1	0	3	0	3	2	0	1	1	0	3	2	2
	Opp	1	1	0	3	0	2	1	2	0	0	2	2	1
First Downs														
Total	UM	31	25	19	25	16	24	22	22	12	24	20	28	23
	Opp	18	17	29	14	17	24	13	24	23	17	21	17	17
Rushing	UM	14	19	11	18	8	9	10	8	3	5	8	14	11
	Opp	6	2	18	3	5	12	9	9	7	10	2	5	5
Passing	UM	16	5	6	6	7	13	11	13	8	18	11	10	10
	Opp	11	15	10	7	12	9	4	13	14	10	9	14	10
Penalty	UM	1	1	2	1	1	2	1	1	1	1	1	4	2
	Opp	1	0	1	4	0	3	0	2	0	0	2	1	2
Time of Possession	UM	27:46	27:37	22:57	26:10	25:01	33:20	25:40	27:10	24:45	33:26	27:53	31:41	31:24
	Opp	32:14	32:23	37:03	33:50	34:09	26:40	34:20	32:50	35:15	26:34	32:07	28:19	28:36
Third Down	UM	6 of 11	7 of 12	4 of 12	10 of 16	8 of 17	9 of 19	5 of 12	7 of 15	2 of 13	8 of 21	8 of 19	6 of 14	9 of 20
	Opp	7 of 15	5 of 15	7 of 12	2 of 16	11 of 18	9 of 15	5 of 15	5 of 16	7 of 15	6 of 16	7 of 17	1 of 13	4 of 16
Fourth Down	UM	1 of 1	0 of 0	1 of 2	0 of 0	2 of 2	2 of 3	0 of 1	0 of 0	0 of 1	1 of 2	2 of 2	1 of 1	3 of 3
	Opp	0 of 0	0 of 2	1 of 2	1 of 5	0 of 0	0 of 1	0 of 0	2 of 2	0 of 1	1 of 1	1 of 1	2 of 3	0 of 2
Punting	UM	3-140	3-144	2-82	3-135	6-217	4-183	4-164	6-246	8-365	6-215	6-241	3-94	3-119
	Opp	7-289	7-301	1-48	7-291	3-123	1-36	7-327	6-195	6-285	8-328	5-224	6-233	6-290
Fumbles-Lost	UM	2-0	4-3	0-0	6-3	0-0	0-0	0-0	1-1	2-2	1-0	2-1	1-1	3-0
	Opp	1-1	2-0	1-0	1-1	3-1	4-4	1-1	1-0	2-2	1-1	2-1	0-0	1-1
Penalties	UM	3-18	3-30	5-55	5-60	2-15	10-71	3-15	5-33	1-15	7-33	6-34	4-35	8-66
	Opp	3-25	8-70	8-55	5-30	2-8	5-55	6-38	12-70	3-24	3-20	6-56	5-66	3-26
Punt Returns	UM	3-20	3-(-4)	0-0	3- -5	1-10	0-0	0-0	3-47	2-25	3- -5	1-2	1-9	4-35
	Opp	0-0	1-18	0-0	2-11	2-22	2-(-1)	2-4	2-6	3-17	4-1	3-109	1-0	2-2
Kickoff Returns	UM	2-49	1-20	8-182	0-0	1-15	5-81	2-39	2-59	4-258	4-94	6-84	5-84	4-99
	Opp	2-61	4-70	4-74	4-94	3-142	3-96	3-96	2-4	2-361	3-49	3-62	5-183	4-59
Sacks By-Yards	UM	4-22	5-29	0-0	3-25	1-10	4-40	2-14	3-25	5-34	3-17	1-9	3-22	4-21
	Opp	3-17	1-3	5-27	2-18	5-31	1-6	2-18	3-26	4-16	3-22	3-23	1-4	1-11

GAME-BY-GAME STARTING LINEUPS

Offense	WR	LT	LG	C	RG	RT	TE (OTHER)	WR	QB	RB	WR (OTHER)
UCA	Moncrief	McCray	Morris	Swindall	Hawkins	Burton	Allen	Sanders	Wallace	Mackey	Neat
UTEP	Moncrief	McCray	Morris	Swindall	Hawkins	Burton	Allen	Logan	Wallace	Mackey	Mosley (TE)
Texas	Sanders	McCray	Morris	Swindall	Hawkins	Burton	Allen	Greer (TE)	Wallace	Mackey	Mosley (TE)
at Tulane	Moncrief	McCray	Morris	Swindall	Hawkins	Burton	Allen	Sanders	Wallace	Mackey	J. Scott (RB)
at Alabama	Moncrief	McCray	Morris	Swindall	Hawkins	Burton	Allen	Sanders	Wallace	J. Scott	P. Moore
Texas A&M	Moncrief	McCray	Morris	Swindall	Hawkins	Burton	Allen	Sanders	Wallace	J. Scott	Logan
Auburn	Moncrief	McCray	Morris	Swindall	Hawkins	Burton	Allen	Sanders	Wallace	J. Scott	Logan
at Arkansas	Moncrief	McCray	Morris	Swindall	Hawkins	Burton	Allen	Sanders	Wallace	J. Scott	Mackey
at Georgia	Moncrief	McCray	Morris	Swindall	Hawkins	Burton	Allen	Sanders	Wallace	J. Scott	Mackey (RB)
Vanderbilt	Moncrief	McCray	Morris	Swindall	Hawkins	Burton	Mosley	Sanders	Wallace	J. Scott	Neat
at LSU	Moncrief	McCray	Morris	Swindall	Hawkins	Burton	Mosley	Sanders	Wallace	Mackey	Logan
Mississippi State	Moncrief	McCray	Morris	Swindall	Hawkins	Burton	Mosley	Sanders	Wallace	J. Scott	Mackey
vs. Pitt	Moncrief	McCray	Morris	Swindall	Hawkins	Burton	Mackey (RB)	Sanders	Wallace	J. Scott	Logan
Defense	DE	NT	DT	DE	MLB	OLB/STINGER	NICKEL/HUSKIE	FCB	ROVER	FS	BCB
UCA	Johnson	Gross	Bennett	Epperson	Marry	Nkemdiche	Collins	Pendleton	Sawyer	Prewitt	Golson
UTEP	Johnson	Gross	U. Grant	Whigham	Marry	Nkemdiche	Collins	Pendleton	Sawyer	Prewitt	Golson
Texas	Johnson	Pena	U. Grant	Whigham	Marry	Nkemdiche	Collins	Pendleton	Sawyer	Prewitt	Coleman
at Tulane	Johnson	Gross	C. Martin	Whigham	Marry	Nkemdiche	Collins	Pendleton	Elston	Prewitt	Sawyer
at Alabama	Johnson	Gross	Bennett	Whigham	Marry	Nkemdiche	Kight (LB)	Pendleton	Elston	Prewitt	Sawyer
Texas A&M	Johnson	Gross	Hilton (CB)	Whigham	Kight	Nkemdiche	Collins	Pendleton	Elston	Prewitt	Sawyer
Auburn	Johnson	Gross	Jones	Whigham	Marry	Nkemdiche	Mathews	Golson	Elston	Prewitt	Sawyer
at Arkansas	Jones	Gross	U. Grant	Whigham	Marry	Nkemdiche	Hilton	Golson	Elston	Prewitt	Sawyer
at Georgia	Johnson	Pena	U. Grant	Whigham	Marry	Nkemdiche	Hilton	Sawyer	Elston	Prewitt	Collins
Vanderbilt	Johnson	Pena	Bennett	Whigham	Marry	Nkemdiche	Hilton	Sawyer	C. Brown	Prewitt	Covington
at LSU	Jones	Pena	Bennett	Whigham	Marry	Nkemdiche	Lewis (LB)	Sawyer	Elston	Prewitt	Covington
Mississippi State	Jones	Pena	Bennett	Whigham	Marry	Nkemdiche	Hilton	Sawyer	Elston	Prewitt	Golson
vs. Pitt	Johnson	Pena	Bennett	Epperson	Marry	Nkemdiche	Lewis (LB)	Sawyer	Elston	Prewitt	Golson

2012 BREAKDOWN

Category	2012
Record	7-6
SEC	3-5
vs. SEC West	3-3
vs. SEC East	0-2
Non-Conference	4-1
vs. Big East	1-0
vs. Big 12	0-1
vs. C-USA	2-0
vs. Southland	1-0
Home	4-3
Away	2-3
Neutral	1-0
Day Games	4-2
Night Games (6 p.m. start or later)	3-4
vs. Top 25 teams	1-4
TV games	7-6
on CBS	0-2
on ESPN	1-2
on Pay-Per-View	1-0
on FSN	2-0
on ESPNU	1-2
on SEC Network	2-0
When scoring first	6-3
When opponents score first	1-3
When leading at halftime	4-2
When trailing at halftime	1-3
When tied at halftime	2-1
When leading after third quarter	7-3
When trailing after third quarter	0-3
When tied after third quarter	0-0
In overtime games	0-0
When scoring less than 20 points	0-2
When scoring 20+ points	7-4
When scoring 30+ points	6-3
When allowing less than 20 points	3-0
When allowing 20+ points	4-6
When allowing 30+ points	0-5
When rushing for <100 yards	1-3
When rushing for 100+ yards	6-3
When rushing for 200+ yards	6-0
When passing for 200+ yards	5-4
When passing for 250+ yards	4-3
When passing for 300+ yards	1-3
When totaling <300 yds total offense	0-2
When gaining 300+ yds total offense	7-4
When allowing <100 yds rushing	4-1
When allowing 100+ yds rushing	3-5
When allowing 200+ yds rushing	0-2
When allowing <200 yds passing	3-1
When allowing 200+ yards passing	4-4
When allowing 250+ yards passing	3-4
When allowing 300+ yards passing	1-2
When allowing <300 yds total offense	3-0
When allowing 300+ yds total offense	4-6
When having a 100-yard rusher	3-1
When opp. have a 100-yard rusher	1-3
When having no turnovers	1-1
When having less than 3 turnovers	4-3
When having 3 or more turnovers	3-3
When having no takeaways	0-1
When having <3 takeaways	6-4
When having 3 or more takeaways	1-2
When having more than 30:00 TOP	2-2
When having less than 30:00 TOP	5-4

2012 HONORS

TRAE ELSTON | S

- SEC All-Freshman team (ESPN.com)
- Hardest Hitting SEC Freshman (ESPN.com)

ISSAC GROSS | NT

- Freshman All-America first team (College Football News)
- SEC All-Freshman team (Coaches, ESPN.com)

A.J. HAWKINS | OG

- Week 2 SEC Co-Offensive Lineman of the Week

C.J. JOHNSON | DE

- All-SEC third team (College Sports Madness)
- Week 1 SEC Co-Defensive Lineman of the Week

RANDALL MACKEY | RB/WR

- Ole Miss Most Valuable Senior (Jackson TD Club)

DONTE MONCRIEF | WR

- All-SEC second team (College Sports Madness)
- All-SEC third team (Phil Steele)
- Biletnikoff Award Watch List
- Week 13 SEC Offensive Player of the Week (SEC, ESPN.com, College Sports Madness, SouthernPigskin.com)
- Week 13 National WR of the Week - honorable mention (CFPA)
- Midseason All-SEC second team (Phil Steele)
- Week 3 National WR of the Week - honorable mention (CFPA)

AARON MORRIS | OG

- Week 4 SEC Offensive Lineman of the Week

DENZEL NKEMDICHE | LB

- Freshman All-America first team (FWAA, Scout.com, College Football News, Phil Steele)
- All-SEC second team (AP, College Sports Madness, Phil Steele)
- SEC All-Freshman team (Coaches, ESPN.com)
- No. 6 SEC Impact Newcomer (ESPN.com)
- Best SEC Freshman Defensive Performance (ESPN.com)
- National Freshman Performer of the Year Watch List (CFPA)
- Week 11 National Linebacker of the Week - honorable mention (CFPA)
- Midseason All-SEC third team (Phil Steele)
- Week 5 SEC Co-Defensive Player of the Week
- Week 5 National Linebacker of the Week (CFPA)

CODY PREWITT | FS

- Midseason All-SEC third team (Phil Steele)
- Week 6 National DB of the Week - honorable mention (CFPA)

BRYSON ROSE | K

- Burlsworth Trophy nominee (nation's top walk-on player)
- Week 11 National PK of the Week - honorable mention (CFPA)
- Week 9 SEC Special Teams Player of the Week (SEC, SouthernPigskin.com)
- Week 9 National PK of the Week - honorable mention (CFPA)
- Week 7 SEC Co-Special Teams Player of the Week
- Week 4 National PK of the Week - honorable mention (CFPA)

CHARLES SAWYER | DB

- Week 9 SEC X-Factor of the Week (SouthernPigskin.com)

JEFF SCOTT | RB

- Week 7 National All-Purpose Performer of the Week - honorable mention (CFPA)

DEVIN THOMAS | RB

- SEC Community Service Team

BO WALLACE | QB

- Conerly Trophy winner (top college player in Mississippi)
- BBVA Compass Bowl MVP
- No. 10 SEC Impact Newcomer (ESPN.com)
- Week 13 National QB of the Week - honorable mention (CFPA)

JAYLEN WALTON | RB/RS

- SEC All-Freshman team (ESPN.com)
- Week 3 National Kickoff Returner of the Week (CFPA)
- Week 3 SEC Special Teams Player of the Week (SouthernPigskin.com)

CFPA = College Football Performance Awards

MISCELLANEOUS REBEL RECORDS

THE LAST TIME OLE MISS HAD . . .

30 or more first downs	Central Arkansas, 2012 (31)
500 yards rushing	Auburn, 1951 (515)
400 yards rushing	Fresno State, 2010 (425)
300 yards rushing	Tulane, 2012 (304)
200 yards rushing	Pitt, 2012 (224)
400 yards passing	Vanderbilt, 2012 (403)
300 yards passing	LSU, 2012 (316)
600 yards total offense	Louisiana-Monroe, 2003 (612)
500 yards total offense	Mississippi State, 2012 (527)
90 plays total offense	Vanderbilt, 2012 (90)
Four passes intercepted	Vanderbilt, 2011 (5)
Four pass interceptions	Southern Illinois, 2011 (4)
10 sacks	Mississippi State, 2008 (11)
10 penalties	Texas A&M, 2012 (10)
100 yards in penalties	Fresno State, 2011 (107)
50 points	Fresno State, 2010 (55)
99 yard scoring drive	Memphis State, 1989 (12 plays)
90-plus yard scoring drive	LSU, 2012 (97 yards, 11 plays; Bo Wallace 1-yard run)

THE LAST TIME OLE MISS HELD ITS OPPONENT TO . . .

Less than 10 first downs	Mississippi State, 2008 (8)
10 first downs	Mississippi State, 2006 (10)
Negative yards rushing	Mississippi State, 2008 (-64)
10 yards rushing	Georgia, 1993 (1)
100 yards (or less) rushing	Pitt, 2012 (81)
Zero yards passing	Alabama, 1988
No pass completions	Alabama, 1988
10 yards passing	Georgia, 1977 (7)
10 pass attempts	LSU, 2011 (8)
Zero yards total offense	Sewanee, 1938
50 yards (or less) total offense	Mississippi State, 2008 (24)
75 yards (or less) total offense	Mississippi State, 2008 (24)
150 yards (or less) total offense	Mississippi State, 2008 (24)
200 yards (or less) total offense	Tulane, 2012 (159)
No touchdowns	Tulane, 2012 (0 points)

THE LAST TIME OLE MISS . . .

Had two passers throw for 100 yards	Jacksonville State, 2010 (Nathan Stanley 133, Jeremiah Masoli 109)
Had two passers complete 10 passes	Auburn, 2005 (Micheal Spurlock, 10-18, Ethan Flatt, 11-17)
Had two runners rush for 100 yards	Louisiana, 2010 (Brandon Bolden 136, Enrique Davis 116)
Had two receivers over 100 receiving yards	Louisiana-Monroe, 2003 (Chris Collins 121, Taye Biddle 105)
Had two receivers catch 10 passes	Arkansas, 2002 (Bill Flowers 11, Chris Collins 10)
Had four receivers catch five passes	Vanderbilt, 2012 (Donte Moncrief 8, Ja-Mes Logan 8, Vince Sanders 5, Korvic Neat 5)
Had three receivers catch five passes	Pitt, 2012 (Donte Moncrief 6, Ja-Mes Logan 6, Vince Sanders 5)
Had two receivers catch five passes	Pitt, 2012 (Donte Moncrief 6, Ja-Mes Logan 6, Vince Sanders 5)
Completed a pass to at least 10 different receivers	Tulane 2012 (10)
Had a 100-yard rusher and a 100-yard receiver	Mississippi State, 2012 (Jeff Scott 111 yards rushing/Donte Moncrief 173 yards receiving)
Had two players with 200 all-purpose yards	Missouri, 2007 (BenJarvus Green-Ellis 226, Marshay Green 208)
Returned a punt for a TD	Georgia, 2011 (Nickolas Brassell, 84 yards)
Returned a kickoff for a TD	Texas, 2012 (Jaylen Walton, 100 yards)
Returned an interception for a TD	BYU, 2011 (Charles Sawyer, 96 yards)
Returned two interceptions for TDs	Northern Illinois, 1993 (Alundis Brice, 37 yards; Antionius Bonner, 46 yards)
Returned a fumble for a TD	Citadel, 2005 (Travis Johnson, 16 yards)
Recovered a fumble for a TD	Auburn, 2012 (C.J. Johnson)
Recovered four fumbles in a game	Texas A&M, 2012
Blocked a punt	Arkansas, 2012 (Charles Sawyer)
Blocked a punt for a TD	Memphis, 2007 (Kendrick Lewis recovered Brandon Sutherland's blocked punt)
Blocked an opponent's FG attempt	Fresno State, 2010 (Allen Walker blocked Goessling's 46-yard attempt)
Blocked an opponent's FG attempt for a TD	Louisiana Tech, 2007 (Brandon Jenkins blocked D. Horwedel's 36-yard attempt, Dustin Mouzon 55-yard return)
Blocked two opponent's FG attempts	Northern Arizona, 2009
Had a punt blocked	Texas, 2012
Had a punt blocked for a TD	Alabama, 2003
Had a kickoff returned for a TD	Mississippi State, 2012

Had a punt returned for a TD	LSU, 2012
Had an interception returned for a TD	Texas A&M, 2012
Had a fumble returned for a TD	LSU, 2011
Missed a PAT kick	Fresno State, 2011
Had a PAT kick blocked	Fresno State, 2011
Had a PAT kick blocked and returned for a two-point conversion	Auburn, 2009
Blocked an opponent's PAT kick	Florida, 2008 (Kentrell Lockett blocked J. Phillip's attempt)
A successful two-point conversion	Arkansas, 2007 (Mike Wallace pass from Brent Scheaffer, 4th quarter)
Had a field goal attempt blocked	Central Arkansas, 2012 (Bryson Rose's 58-yard attempt)
Had two field goal attempts blocked	Kentucky, 2005 (Robert Bass' 39-yd attempt, Matt Hinkle's 44-yard attempt)
Gained a first down off a fake field goal attempt	Georgia, 1995
Scored a touchdown off a fake field goal attempt	Alabama, 2008 (Jason Cook 9-yard pass from Rob Park)
Gained a first down off a fake punt	Mississippi State, 2009 (Reggie Hicks 20-yard pass from Billy Tapp)
Recovered an onside kick	Arkansas, 2011 (Jamal Mosley)
Shut out an opponent	Tulane, 2012 (39-0)
Was shut out	Arkansas, 1998 (34-0)
Played an overtime game	Jacksonville State, 2010 (L, 48-49)
Scored a safety	Texas Tech, 2008 (Patrick Trahan sacks Graham Harrell in the end zone)
Scored 2 safeties in the same game	Northern Illinois, 1993 (team)
Gave up a safety	Georgia, 2012
Had no turnovers	Vanderbilt, 2012
Had no penalties	Alabama, 2011
Defeated a nationally ranked team	Mississippi State, 2012 (41-24, #25 Associated Press; #24 USA Today Coaches)
Was ranked in top 25	Final 2009 (#20 AP; #21 USA Today Coaches)
Ended the year ranked in top 25	2009 (#20 AP; #21 USA Today Coaches)

THE LAST TIME AN OLE MISS PLAYER . . .

Rushed 30 times	BenJarvus Green-Ellis vs. Missouri, 2007 (33)
Rushed 25 times	Jeff Scott vs. Mississippi State, 2012 (28)
Rushed for 250 yards	Dexter McCluster vs. Tennessee, 2009 (282)
Rushed for 200 yards	Brandon Bolden vs. Fresno State, 2010 (228)
Rushed for 150 yards	Brandon Bolden vs. Fresno State, 2010 (228)
Rushed for 100 yards	Jeff Scott vs. Mississippi State, 2012 (111)
Passed for 400 yards	Bo Wallace vs. Vanderbilt, 2012 (403)
Passed for 300 yards	Bo Wallace at LSU, 2012 (310)
Attempted 50 passes	Eli Manning vs. Arkansas, 2002 (56)
Attempted 40 passes	Bo Wallace vs. Vanderbilt, 2012 (49)
Attempted 30 passes	Bo Wallace vs. Pitt, 2012 (32)
Completed 30 passes	Bo Wallace vs. Vanderbilt, 2012 (31)
Completed 20 passes	Bo Wallace vs. Pitt, 2012 (22)
Passed for 4 or more TDs	Bo Wallace vs. Mississippi State, 2012 (5)
Threw 3 or more interceptions	Bo Wallace at LSU, 2012 (3)
Had 400 yards Total Offense	Bo Wallace vs. Vanderbilt, 2012 (407)
Had 300 yards Total Offense	Bo Wallace vs. Mississippi State, 2012 (334)
Had 100 yards rushing and passing	Jeremiah Masoli vs. Vanderbilt, 2010 (104 rushing, 190 passing)
Had 100 yards rushing and receiving	Dexter McCluster vs. Arkansas, 2009 (123 rushing, 137 receiving)
Had 250 All-Purpose Yards	Dexter McCluster vs. Tennessee, 2009 (324)
Had 200 All-Purpose Yards	Jeff Scott vs. Auburn, 2012 (207)
Caught 10 passes	Mike Espy vs. Tennessee, 2005 (10)
Caught 9 passes	Mike Espy vs. Auburn, 2005 (9)
Had 100 receiving yards	Donte Moncrief vs. Mississippi State, 2012 (173)
Scored 10 points kicking	Bryson Rose vs. Mississippi State, 2012 (11)
Scored 4 touchdowns rushing	Dexter McCluster vs. Tennessee, 2009
Scored 3 touchdowns rushing	Jeff Scott vs. Southern Illinois, 2011
Scored 2 touchdowns rushing	Bo Wallace at LSU, 2012 (2)
Scored 3 touchdowns receiving	Donte Moncrief vs. Mississippi State, 2012 (3)
Scored 2 touchdowns receiving	Donte Moncrief vs. Mississippi State, 2012 (3)
Scored a touchdown rushing, passing and receiving	Bo Wallace vs. Auburn, 2012
Intercepted 3 passes	Don Price vs. Vanderbilt, 1986 (3)
Intercepted 2 passes	Senquez Golson at LSU, 2012 (2)
Forced 3 fumbles	Rory Johnson vs. Vanderbilt, 2006 (3)
Recovered 2 fumbles	Kentrell Lockett at Auburn, 2011 (2)
Punted for a 70-yard game average	Bill Smith vs. Southern Miss, 1984 (2-84.5)
Kicked a 45-yard Field Goal	Bryson Rose at Arkansas, 2012 (53)
Kicked a 50-yard Field Goal	Bryson Rose at Arkansas, 2012 (53)
Kicked five field goals in game	Bryson Rose vs. Louisiana, 2010 (5)
Kicked four field goals in game	Bryson Rose vs. Vanderbilt, 2012 (4)