



CRIMSON TIDE

BASEBALL

24 NCAA Tournament Appearances » 5 CWS Appearances » 14 SEC Championships » 67 Major League Players



GAMES 39-41



ALABAMA **VS** #5 VANDERBILT

APRIL 19-21, 2019 / TUSCALOOSA, ALA.

SEWELL-THOMAS STADIUM (5,867+)

TV: SEC NETWORK+ / SEC NETWORK

(PxP: Eli Gold, Color: Lance Cormier / PxP: Clay Matvick, Color: Chris Burke)

RADIO: CRIMSON TIDE SPORTS NETWORK

(Play-By-Play: Chris Stewart, Color: Lee Tracey)

CRIMSON TIDE

2019 Record 24-14
2019 SEC Record 4-11
Head Coach Brad Bohannon
Record at Alabama (Years) 51-43 (2nd)
Career Record (Years) 51-43 (2nd)

COMMODORES

2019 Record 28-9
2019 SEC Record 9-6
Head Coach Tim Corbin
Record at Vandy (Years) .. 709-351-1 (17th)
Career Record (Years) ... 815-489-1 (22nd)

INSIDE THE SERIES

Overall: 161st Meeting on Friday (Alabama leads, 95-62-3)

Alabama's Record: *At Home:* 63-31-2 | *In Nashville:* 29-26-1 | *At Neutral Sites:* 3-5

Current Streak: Alabama and Vanderbilt, Tied 1

Last Meetings: May 18-20, 2017 in Nashville (Alabama, 0-2-1 || L, 1-18 / L, 1-13 / T, 3-3 (8))

Series Notes: Alabama holds a 4-1 advantage in the last five home series with Vanderbilt.

That mark includes a series loss in Hoover in 2015 and four straight wins in Tuscaloosa prior.

PROBABLE STARTING PITCHING MATCHUPS

FRIDAY	W-L	ERA	G/GS	IP	H	R	ER	BB	SO
UA - Sam Finnerty (Sr., RHP)	5-4	3.50	9/9	54.0	51	22	21	6	40
VU - Drake Fellows (Jr., RHP)	7-0	3.18	9/9	56.2	47	20	20	24	67
SATURDAY	W-L	ERA	G/GS	IP	H	R	ER	BB	SO
UA - Brock Love (R-Jr., RHP)	4-2	3.96	10/8	36.1	31	18	16	15	45
VU - Kumar Rucker (Fr., RHP)	3-4	4.75	9/6	36.0	42	22	19	8	39
SUNDAY	W-L	ERA	G/GS	IP	H	R	ER	BB	SO
UA - TBA									
VU - TBA									

SOCIAL MEDIA:



Follow us on Twitter and Instagram @AlabamaBSB



Like us on Facebook at AlabamaBSB

Follow **ALABAMA BASEBALL** on the social media sites listed for up-to-date news, exclusive content and more.

2019 SCHEDULE

Opponent	TV	Time (CT)/Result
FEBRUARY (7-2)		
15 PRESBYTERIAN	SEC Network+	W, 7-2
16 PRESBYTERIAN	SEC Network+	L, 1-4
PRESBYTERIAN	SEC Network+	W, 9-4
18 JACKSONVILLE STATE	SEC Network+	W, 13-2
22 BALL STATE	SEC Network+	W, 7-1
23 BALL STATE	SEC Network+	L, 5-8
24 BALL STATE	SEC Network+	W, 6-0
26 NORTH ALABAMA	SEC Network+	W, 8-0
27 NORTH ALABAMA	SEC Network+	W, 4-1

MARCH (13-7)		
1 at South Alabama		W, 7-3
2 at South Alabama		W, 10-5
at South Alabama		W, 6-1
5 UAB	SEC Network+	W, 4-3
6 SOUTH DAKOTA STATE	SEC Network+	(14) W, 5-4
8 NORTHERN KENTUCKY	SEC Network+	W, 15-1
9 NORTHERN KENTUCKY	SEC Network+	W, 9-4
10 NORTHERN KENTUCKY	SEC Network+	W, 10-1
12 MIDDLE TENNESSEE	SEC Network+	W, 2-0
15 at #8 Ole Miss*	SEC Network+	L, 0-1
16 at #8 Ole Miss*	SEC Network+	W, 8-6
17 at #8 Ole Miss*	SEC Network+	L, 2-12
19 MAINE	SEC Network+	W, 16-0
22 #9 ARKANSAS*	SEC Network+	L, 3-12
23 #9 ARKANSAS*	SEC Network+	W, 10-0
24 #9 ARKANSAS*	SEC Network+	L, 2-10
26 vs. #12 Auburn ¹	SEC Network	W, 6-3
29 at #15 Florida*	SEC Network+	L, 1-3
30 at #15 Florida*	SEC Network+	L, 3-12
31 at #15 Florida*	SEC Network+	L, 3-6

APRIL (4-5)		
2 TROY	SEC Network+	L, 4-8
5 SOUTH CAROLINA*	SEC Network	W, 9-0
SOUTH CAROLINA*	SEC Network	W, 4-1
6 SOUTH CAROLINA*	SEC Network+	(12) L, 4-5
9 at Samford	ESPN+	W, 21-2
12 at #5 Mississippi State*	SEC Network+	L, 0-6
13 at #5 Mississippi State*	SEC Network+	L, 1-9
14 at #5 Mississippi State*	SEC Network	L, 3-13
16 at UAB ²		W, 3-2
19 #5 VANDERBILT*	SEC Network+	6 P.M.
20 #5 VANDERBILT*	SEC Network	8 P.M.
21 #5 VANDERBILT*	SEC Network+	1 P.M.
24 at Jacksonville State		6 P.M.
26 LSU*	SEC Network+	6 P.M.
27 LSU*	SEC Network+	2 P.M.
28 LSU*	SEC Network+	1 P.M.

MAY (0-0)		
3 at Auburn*	SEC Network+	6 P.M.
4 at Auburn*	SEC Network	7 P.M.
5 at Auburn*	SEC Network	3 P.M.
8 at Troy		6 P.M.
10 TEXAS A&M*	SEC Network+	6 P.M.
11 TEXAS A&M*	SEC Network+	2 P.M.
12 TEXAS A&M*	SEC Network	2 P.M.
14 SAMFORD	SEC Network+	6 P.M.
16 at Georgia*	SEC Network+	6 P.M.
17 at Georgia*	SEC Network	6 P.M.
18 at Georgia*	SEC Network+	1 P.M.
21-26 SEC Tournament ³	SEC Network/ESPN2	TBA

(1) - MAX Capital City Classic at Riverwalk Stadium (Montgomery, Ala.)

(2) - Regions Field (Birmingham, Ala.)

(3) - SEC Baseball Tournament at Hoover Metropolitan Stadium (Hoover, Ala.)

* Southeastern Conference game

BOLD indicates home game

Rankings are Baseball America or USA Today Coaches (highest ranking listed)

ALABAMA

2019 STATS

.269
6.1
9.2
70
8
33
209
212/290
35-50
342.0
3.61
4.1
8.0
121/321
.980
28
25

Season

Average
Runs / Game
Hits / Game
Doubles
Triples
Home Runs
Runs Batted In
Walks / Strikeouts
Stolen Bases
Innings Pitched
ERA
Runs Allowed / Game
Hits Allowed / Game
Walks / Strikeouts
Fielding Percentage
Errors
Double Plays

VANDERBILT

2019 STATS

.309
8.1
10.8
81
13
46
279
202/295
36-48
332.2
3.76
4.1
7.6
147/401
.982
24
20

ALABAMA

2019 STATS

Robinson	.342
Reeves	26
Gentry	43
Holcombe	12
Breaux/McCullough	2
Gentry	8
Holcombe	29
McCullough/Williamson	28
Gentry/Robinson	5
Williamson	.465
Reeves	.571
Finnerty	54.0
Medders/Randolph	15
Rukes	0.84
Finnerty	5
Randolph	6
Love	45

Season

Average
Runs
Hits
Doubles
Triples
Home Runs
Runs Batted In
Walks
Stolen Bases
On-Base %
Slugging %
Innings Pitched
Appearances
ERA (reliever)
Wins
Saves
Strikeouts

VANDERBILT

2019 STATS

.408	Martin
47	Bleday
53	Martin
13	Scott
4	Martin
16	Bleday
47	Bleday
28	Bleday
11	Clarke
.497	Martin
.755	Bleday
56.2	Fellows
15	Brown
2.57	Fisher
7	Fellows
7	Brown
67	Fellows

ABOUT VANDERBILT

• Alabama and Vanderbilt will meet for the 161st time in history when the two teams square off for the opener on Friday night at Sewell-Thomas Stadium. The Crimson Tide holds the all-time series advantage, 95-62-3, including a 63-31-2 mark at home. The series with Vanderbilt is the Tide's longest-standing series against an SEC opponent, dating back to 1893 - Alabama baseball's second year in existence.

• The two league foes last met from May 18-20, 2017, in Nashville, with Vandy securing the series win in the first two games before the finale ended in a tie. In game three, the Tide held a 2-0 lead after two frames before the 'Dores scored a run in the sixth. Both teams tallied one run apiece in the seventh with VU tying things up on an Alabama balk in the eighth. Following the final out of that eighth, the umpires cleared the field with the threat of severe thunderstorms in the distance. The game was delayed for nearly two hours before it was eventually decided in a tie to close out the regular season.

• Tim Corbin is in his 17th season at Vanderbilt in 2019 and entered the new campaign with a record of 681-342-1 in Nashville and a 787-480-1 overall mark across his 21 years as a collegiate head coach. Corbin is joined by assistant coaches Mike Baxter and Scott Brown along with volunteer assistant coach David Macias.

• Vanderbilt returns 24 letterwinners, including eight positional starters and 11 pitchers, from the 2018 team that went 37-25 overall and 16-14 in SEC action to finish fourth in the East and seventh overall. The Commodores advanced as far as NCAA Super Regional play, falling to Mississippi State in Nashville. The 2019 roster is without 10 lettermen from a season ago, a number that includes one positional starter and six pitchers. The 2019 Vandy squad features 14 newcomers.

• The Commodores were selected to win the East and finish second overall in the SEC in the league's preseason poll, as voted on by the conference's head coaches. Vanderbilt received a league-leading six votes to be crowned SEC Champion.

ALABAMA IN THE POLLS

	BA	CBN	D1	NCBWA	USA Today
Preseason	--	--	--	--	--
Feb. 18	--	--	--	--	--
Feb. 25	--	--	--	--	--
March 4	--	--	--	RV	--
March 11	--	26	--	RV	RV
March 18	--	--	--	RV	RV
March 25	--	--	--	RV	RV
April 1	--	--	--	--	--
April 8	--	--	--	--	--
April 15	--	--	--	--	--
April 22	--	--	--	--	--
April 29	--	--	--	--	--
May 6	--	--	--	--	--
May 13	--	--	--	--	--
May 20	--	--	--	--	--
May 27	--	--	--	--	--

2019 SEC STANDINGS

EASTERN DIVISION

SCHOOL	OVERALL	SEC
Georgia	30-8	10-5
Vanderbilt	28-9	9-6
Missouri	26-12-1	7-7-1
Florida	25-14	6-9
Tennessee	27-11	6-9
Kentucky	20-17	4-11
South Carolina	22-15	4-11

WESTERN DIVISION

SCHOOL	OVERALL	SEC
Mississippi State	32-6	10-5
Texas A&M	27-11-1	9-5-1
Arkansas	27-10	9-6
Ole Miss	26-12	9-6
LSU	24-14	9-6
Auburn	24-13	8-7
Alabama	24-14	4-11

CRIMSON TIDE AT A GLANCE

Overall Record.....	24-14
Current Streak.....	Won 1
Series Record.....	7-4-0
Home	17-6
Road	6-8
Neutral	1-0
Day/Night	13-8/11-6
vs. Top-25 Teams	3-10
In February	7-2
In March	13-7
In April	4-5
In May	0-0
In June	0-0
vs. RHS/LHS	17-11/7-3
Alabama Scores First	20-2
Comeback Wins	7
Losses After Leading	2
Extra Innings	1-1
One-Run Games	3-2
Two-Run Games	2-1
Leading After 6/7/8	22-0/22-0/24-0
Trailing After 6/7/8	0-13/0-13/0-13
Alabama Out-Hits Opponent	19-0
Opponent Out-Hits Alabama	0-13
Two Teams Match on Hits	5-1

QUICK FACTS

UNIVERSITY

Location	Tuscaloosa, Ala.
Founded	April 12, 1831
Enrollment	38,392
Conference	Southeastern
Colors	Crimson and White
Nickname	Crimson Tide
President	Dr. Stuart Bell
Director of Athletics	Greg Byrne

FACULTY ATHLETICS

Representative	Dr. James King
Sport Administrator	Chris Besanceney
Arena (Capacity)	Sewell-Thomas Stadium (5,867+)

COACHING STAFF

Head Coach	Brad Bohannon
Alma Mater	Berry College, 1998
Record at Alabama	51-43 (Second Season)
Assistant Coach	Jason Jackson (Second Season)
Assistant Coach	Jerry Zulli (Second Season)
Assistant Coach	Matt Reida (First Season)
Director of Operations	Jack Hoehl
Strength and Conditioning	Brett Price
Athletic Trainer	Sean Stryker

TEAM INFORMATION

2018 Record	27-29
2018 SEC Record/Finish	8-22/14th
2018 H/A/N Record	22-13/5-15/0-1
Letterwinners Returning/Lost	13/18
Starting Position Players Returning/Lost	3/6
Starting Pitchers Returning/Lost	2/1
Newcomers	22

PROGRAM HISTORY

All-Time Record	2,635-1,644-25 (.615)
SEC Record	961-831-5 (.536)
SEC Tournament Record	49-43 (.533)
SEC Championships	14
SEC Divisional Championships	11
NCAA Tournament Appearances	24
CWS Appearances	5

ATHLETICS COMMUNICATIONS

Baseball Contact	Alex Thompson
Office	205-348-6084
Cell	440-666-7615
E-mail	athompson@ia.ua.edu
Fax	205-348-8841
Website	www.RollTide.com
Mailing Address	1201 Coliseum Drive Room 170 Tuscaloosa, AL 35487

HOW TO FOLLOW ALABAMA BASEBALL

Get all the latest information on the team by following @AlabamaBSB on Twitter and Instagram and on Facebook at Alabama Baseball. General athletic news can be found at UA_Athletics on Twitter and Instagram and AlabamaAthletics on Facebook.

PROMOTIONS AT THE JOE: VANDERBILT

- This weekend at The Joe will feature numerous promotions when the Vanderbilt Commodores come to town.
- Games two and three of the series will be Alabama's "Academic Achievement Day". Local students at participating schools can use their issued promo code to redeem two free ticket vouchers that can be exchanged at the stadium for a pair of free tickets to the Saturday or Sunday matchup.
- Sunday's series finale will also resume the Tide's "Kids' Day at The Joe" promotion. All kids 18-and-under can purchase a \$5 general admission ticket. Children 12-and-under will also have the chance to take part in an Egg Race postgame. The holiday event will feature eggs scattered throughout the infield for kids 5-and-under while the outfield grass will be open to fans 6-12 years of age to take part in the race.

ABOUT ALABAMA

- Alabama enters this weekend at 1-3 across the last four games. The Crimson Tide fell in three games over the weekend at fifth-ranked Mississippi State before rallying back for a 3-2 win at UAB on Tuesday evening in Birmingham.
- The Tide came up short in a 6-0 loss to Mississippi State on Friday evening at Dudy Noble Field. The Bulldogs built a lead early with four runs in the second. State added two more in the seventh to put things out of reach. Alabama loaded the bases with no outs in the top of the third but was unable to get on the board. The Crimson Tide had other opportunities throughout the night but could not battle back.
- **Sam Finnerty** suffered the loss despite another solid outing. The senior allowed four runs on nine hits while striking out four across his 6.0 innings and 86 pitches of work. He gave up a home run in the fourth, but steadied himself after that, retiring the next 12 in order until a pair of singles broke the streak in the sixth.
- Alabama suffered a 9-1 loss to State on Saturday afternoon. Two runs in the fourth with one in the fifth gave Mississippi State a 3-0 lead. The Crimson Tide was able to rally back for one in the seventh to cut the deficit to two, but a five-spot in the home half of the seventh and one more in the eighth gave the Bulldogs the series-clinching win on Saturday.
- For the second day in a row, the Tide received a solid outing from its starter, and, once again, Alabama's starter suffered the loss. **Brock Love** was on the losing end of Saturday's matchup, allowing three runs on three hits and three walks in 4.0-plus frames. The redshirt junior struck out four across his 79 pitches of work.
- Sunday saw the Tide fall to the Bulldogs, 13-3. Alabama was able to collect 11 hits compared to State's 17 but could not match the Bulldogs in runs. Seven of the nine starters recorded at least one knock with freshman **T.J. Reeves**, sophomore **Tyler Gentry** and junior **Johnny Hawk** each contributing two hits apiece. Hawk added a solo home run, his third of the season, to go with an RBI and a run scored.
- Alabama completed the 2019 series sweep of UAB with a 3-2 win at Regions Field in Birmingham on Tuesday night. The Crimson Tide pitchers combined for an impressive performance on the mound. Alabama used five arms to scatter seven UAB hits and allow two earned runs.
- **Garret Rukes** collected the win against the Blazers with 2.0 scoreless frames, allowing only one hit while striking out one. The redshirt sophomore entered with one on and proceeded to face the minimum, using a 6-4-3 double play in the seventh to cap off his night. Graduate **Jeremy Randolph** secured his sixth save of the season, working the final inning.
- The Tide's freshman duo of Reeves and **Drew Williamson** each contributed a team-high two hits to go with a run scored and one RBI apiece. Williamson added a double and two walks, finishing 2-for-3 at the dish to highlight the Alabama offense.
- Alabama returned 13 letterwinners while losing 18 from the 2018 squad. The 2019 Crimson Tide welcomed back three positional starters and two starting pitchers while hosting 22 newcomers.

FREE PASSES

- The Crimson Tide has been patient at the plate in 2019, drawing 212 total walks through 38 games to average 5.6 free passes per game. At the current rate, Alabama would finish the regular season with 313 walks, far exceeding last year's total of 270. The program record for free passes is 367 from the 1999 season.
- Alabama's walk total ranks second in the SEC and is seventh nationally. The current Division I leader is N.C. State at 239.
- Freshman Drew Williamson and junior Morgan McCullough lead Alabama in walks with 28 to tie for sixth in the league.
- The Tide has also been hit by 47 pitches this season to tie for second in the conference.
- Senior Keith Holcombe has been plunked by eight pitches to tie for fifth in the SEC while junior Kolby Robinson has been hit seven times, a total that ties for 15th in the league.
- The combined free passes have helped Alabama maintain a team on-base percentage of .386. That mark is sixth in the league and ranks 50th in the country.
- Williamson leads the Tide starters in OBP at .465 which is sixth in the SEC.

CRIMSON TIDE ARMS HOLDING STRONG IN 2019

- Alabama's pitching staff has put together an impressive effort during the 2019 campaign. The Tide arms have maintained a 3.61 ERA (137 ER/342.0 IP), good for sixth in the Southeastern Conference and 32nd nationally.
- UA's pitching staff has combined for 321 strikeouts compared to only 121 walks. The 2.65 strikeout-to-walk ratio is seventh in the league and places the Tide at No. 29 among Division I arms. Alabama's lowly walk total per nine innings of 3.18 is fourth in the SEC and ranks 20th in the country.
- The Tide pitchers have also limited opposing hitters to a .237 average and allowed 83 extra-base hits (56 doubles, three triples, 24 home runs) in 38 games.
- Alabama pitchers also sport a 1.24 WHIP (walks + hits / innings pitched), a total that is fifth in the SEC and 21st nationally.

ALABAMA BULLPEN HOLDING TOUGH IN 2019

- The Crimson Tide bullpen had a solid season in 2018 and has carried that success over into the 2019 campaign.
- Alabama's bullpen holds an 8-2 record with a 3.16 ERA (69 ER/196.1 IP) and has limited opposing hitters to a .225 average. The Tide relievers have collected 195 strikeouts and issued only 82 walks for a 2.38 strikeout-to-walk ratio.
- In total, 15 arms have made a relief appearance with only senior Sam Finnerty not making an appearance out of the pen.
- Three of those 15 relievers sport a perfect 0.00 ERA with six arms holding an ERA of 2.00 or below.
- Graduate Jeremy Randolph paces the Tide in relief innings at 25.1 and is tied for the team lead in outings (15). The right-hander maintains a 1.78 ERA (5 ER/25.1 IP) and has punched out 35 batters while allowing just four extra-base hits - two doubles and two home runs. Randolph leads all relievers in strikeouts and has a 1-0 record with six saves in as many chances, a total that is tied for ninth among SEC relievers.

THE TIDE DEFENSE HAS BEEN IMPRESSIVE

- Alabama's defense has played a key role to the Tide's success during the 2019 season.
- The Crimson Tide currently sports a .980 fielding percentage to rank third in the SEC and 13th in Division I.
- UA has 1,026 putouts and 329 assists with only 28 errors across 1,383 total chances.
- The Tide has also fielded 25 double plays on the season to tie for second in the conference. First baseman Drew Williamson leads UA with 20 double plays turned to rank second in the league. The freshman is followed closely by second baseman Morgan McCullough and shortstop Kolby Robinson who each have 19, a total that ties the juniors for third in the SEC.

NO EASY STRETCH AHEAD

- Alabama's final six weeks of the season present a tough challenge against some of the nation's top teams.
- The Crimson Tide will have squared off with six Southeastern Conference opponents currently ranked in the top-25 of both the Baseball America and USA Today Coaches polls. Of that group, four teams are currently seeded in the top-10 of at least one of the polls.
- Still ahead are Georgia (No. 4/6), Vanderbilt (No. 6/5) and Texas A&M (No. 11/9) who all earned a top-10 ranking in one or both polls. Also on the schedule coming up are No. 15/14 LSU and No. 24/23 Auburn. The Crimson Tide spent last weekend in Starkville against then-No. 5/6-ranked Mississippi State, falling to the Bulldogs in three consecutive matchups.
- Those six opponents are all in the top-20 of the current RPI (rating percentage index) rankings released on Monday. Vanderbilt sits at No. 3, followed closely by Georgia (7), Mississippi State (10), LSU (11) and Texas A&M (12) with Auburn rounding out the group at 17.
- Below is a look at Alabama's remaining SEC schedule and where the Tide's opponents rank.

TEAM (DATES)	RANKING	RPI
at Mississippi State (April 12-14)	3/2 (5/6)	10 (15)
Vanderbilt (April 19-21)	6/5 (6/5)	3 (3)
LSU (April 26-28)	15/14	11
at Auburn (May 3-5)	24/23	17
Texas A&M (May 10-12)	11/9	12
at Georgia (May 16-18)	4/6	7

* - Rankings are listed Baseball America/USA Today | Numbers in () are where the team ranked at the time of playing Alabama

SEC Co-PITCHER OF THE WEEK (APRIL 8) - SAM FINNERTY

- Senior starter Sam Finnerty was named SEC Co-Pitcher of the Week by the league on April 8 for his performance in the Tide's series opener against South Carolina on April 5.
- Finnerty tossed his first career complete game shutout, using only 79 pitches for the win against SC, his team-leading fifth W.
- The right-hander did not issue a walk while striking out five. He recorded 18 of his 27 outs in three pitches or less and reached a three-ball count only once on the night.
- Finnerty's start was highlighted by a streak of 16 straight retired during the middle innings.
- The weekly award from the Southeastern Conference is the Crimson Tide's first since Jake Walters received the same honor for his May 18, 2018, complete game shutout of then-No. 4 Ole Miss on Alabama's Senior Night at Sewell-Thomas Stadium.
- Finnerty was also recognized as CollegeSportsMadness.com's SEC Player of the Week.

THE 12-GAME WINNING STREAK

- Alabama went on an impressive 12-game winning streak from Feb. 24 against Ball State through the March 12 matchup against Middle Tennessee. It was the longest winning streak under head coach Brad Bohannon and ties for the eighth-longest streak in Crimson Tide history. The streak was also UA's longest since the 1999 season when the Tide rallied off 16 straight wins.
- That 12-game stretch saw the Tide outscore its opponents, 86-23, to average 7.2 runs per game while batting .305 at the plate.
- The Tide pitchers maintained a lowly 1.43 ERA (18 ER/113.0 IP) and posted three shutouts across the stretch. Alabama's arms also limited the opposition to a .184 batting average while striking out 117 compared to only 26 walks.

THE NEW JOE CONTINUES TO SEE BIG NUMBERS

- Alabama's recently renovated facility, Sewell-Thomas Stadium, enjoyed a third successful season in 2018 after re-opening at the start of the 2016 campaign.
- The Joe hosted 35 home games with 32 ticket dates recorded (three doubleheaders) in 2018. A total of 111,986 Crimson Tide fans came through the gates last season for an average of 3,200 per game. The Tide's total attendance ranked 15th in the nation while the average attendance total was 20th nationally.
- Sewell-Thomas Stadium sold out on four occasions to bring the three-year sellout total to 15. Alabama's first sellout came Friday, April 20, as the Tide hosted then-No. 25 Auburn on A-Day weekend. A second sellout followed on Saturday evening as part of a doubleheader with the Tigers. The Joe then sold out two more times, coming May 5-6 against Mississippi State.

HIGHLY REGARDED RECRUITING CLASS

- UA's 2019 roster features a highly regarded recruiting class as its core, with 22 newcomers spotting the roster.
- The 22 newcomers ties for second-most in college baseball with Arkansas also sporting 22 additions to the 2019 squad. The NCAA leader for newcomers is East Tennessee State at 25.
- Alabama's current crop of freshmen and junior college transfers was selected as a top-25 class by three separate outlets. The 2019 Crimson Tide class was No. 23 by Perfect Game USA while earning a No. 15 ranking by Baseball America. The Tide was ranked highest by Collegiate Baseball News, with the outlet tabbing the '19 class as its No. 10 group.
- Baseball America's season preview also tabbed freshman Tyler Ras (RHP/OF) as its No. 9 newcomer in the SEC.

HOW BIG IS THE JOE?

320' to left field
360' to the alleys
390' to center field
320' to right field

SEWELL-THOMAS SELLOUT TRACKER

(NO) DATE	ATTENDANCE	OPPONENT
1. February 19, 2016*	5,867	Maryland
2. February 20, 2016	6,449	Maryland
3. March 25, 2016	5,867	Tennessee
4. April 15, 2016	5,950	Ole Miss
5. April 16, 2016	6,385	Ole Miss
6. April 17, 2016	6,354	Ole Miss
7. April 30, 2016	6,644	Mississippi State (DH)
8. May 7, 2016	6,324	Auburn
9. May 8, 2016	5,991	Auburn
10. March 3, 2017	5,867	ULM
11. April 29, 2017	4,918	LSU
12. April 20, 2018*	5,593	Auburn
13. April 21, 2018	6,051	Auburn (DH)
14. May 5, 2018	4,631	Mississippi State
15. May 6, 2018	4,637	Mississippi State

* - postgame fireworks show

CRIMSON TIDE ON THE RADIO

Every game of the 2019 baseball season was available on commercial radio through the Crimson Tide Sports Network and was broadcasted on various stations locally in Tuscaloosa. The broadcast team of Chris Stewart and Lee Tracey provided the commentary throughout the season. Below is local listings for the broadcast station in the Alabama locations.

ANNISTON	WHMA-FM 95.5
ASHLAND	WCKF-FM 100.7
BIRMINGHAM	WENN-AM 1320
	WENN-FM 100.1
	WBHJ-HD3 95.7-3
	WKNU-FM 106.3
	WEIS-AM 990
	WEIS-FM 100.5
BREWTON	WFMH-AM 1340
CENTRE	WWTM-AM 1400
	WWTM-FM 94.3
CULLMAN	WLTX-AM 990
DECATUR	WLTX-FM 97.1
	WVPA-AM 1400
	WAAX-AM 570
	WWWH-FM 92.7
	WWWH-AM 1230
HATTIESBURG (Miss.)	WFOR-AM 1400
	WFOR-FM 92.7
HUNTSVILLE	WUMP-AM 730
	WUMP-FM 103.9
	WHOD-FM 94.5
JACKSON	WINL-FM 98.5
LINDEN/DEMOPOLIS	WLGD-FM 106.3
MAPLESVILLE/PELHAM	WMFC-FM 99.3
MONROEVILLE	WLWI-AM 1440
MONTGOMERY	WXFX-FM 95.1
	WXFX-HD2 95.1-3
	WLAQ-AM 1400
ROME (Ga.)	WGOL-AM 920
RUSSELLVILLE	WGOL-FM 100.7
	WDXX-FM 100.1
SELMA	WFB-AM 1340
SYLACAUGA	WTLS-AM 1300
TALLASSEE	WTLS-FM 106.5
	WNPT-FM 102.9
TUSCALOOSA	WJEC-FM 106.5
VERNON	WKXM-AM 1300
WINFIELD	WKXM-FM 98.7

2019 ROSTER SPANS THE CONTINENT

- Alabama's 2019 crop of student-athletes features players from 12 different states and Canada, creating a very diverse roster.
- The new edition of the Crimson Tide has less than half of its total student-athletes from Alabama, with only 17 of the 35 total players from the Yellowhammer State.
- Georgia (Byars, Cobb, Vainer) and Texas (Breaux, Shavers, Smith) are the two most well-represented states with three players each, matching the total for Canada (Carinci, King, Morris).
- The state of Tennessee (Gentry, Shamblyn) has two players on the 2019 squad to round out the multiples.
- Alabama's 2019 roster has one player apiece from seven other states, including: California (Auerbach), Florida (Rukes), Iowa (Hawk), Mississippi (Wood), New Jersey (Ras), Ohio (Randolph) and Washington (McCullough).
- For perspective, the following number of Alabama-born athletes and total number of states dotting the past rosters are highlighted below:

YEAR	ALABAMA PLAYERS	# OF STATES
2019	17	13*
2018	18	9
2017	18	11
2016	21	11
2015	24	9
2014	23	8
2013	21	10
2012	22	11*
2011	19	9*
2010	22	7
2009	18	8

* - Canada included

THE TIDE'S NEW-LOOK ROSTER

- The 2019 roster returned just 13 letterwinners from a season ago, including three positional starters and two starting pitchers. The Tide welcomed 22 newcomers, which consists of nine freshmen and a group of new players that is made up of 10 junior college transfers, one graduate transfer (Jeremy Randolph) and two players who began their Division I baseball careers after already having been on campus (Chase Lee, Tyrell Shavers).
- Randolph came to Tuscaloosa after a four-year stint at Wright State (Ohio) from 2015-18. He wrapped up his career with a 16-5 record and five saves, maintaining a 3.05 ERA during that time. His efforts helped the Raiders to three Horizon League championships and three NCAA Regional appearances.
- Lee, a redshirt freshman, earned his spot on the roster through walk-on tryouts during the fall of 2018. He spent his freshman academic year as part of the Alabama Club Baseball Team, where he was selected as the team's Most Valuable Player thanks to a perfect 7-0 record with a 0.21 ERA. His efforts also earned him Rawlings National Club Baseball Association First Team All-America honors and NCBA South Atlantic First Team All-Region recognition.
- Shavers joined the Alabama baseball team as a sophomore in class status based on his time spent at the Capstone already. His eligibility clock began in 2017 when he joined the Crimson Tide's football team. Shavers redshirted his first season at UA before seeing time in all 15 games a season ago.
- Alabama entered the new season with a roster that features only six players with SEC experience. Of that six, only Joe Breaux, Keith Holcombe and Sam Praytor have significant starting experience. Gene Wood is next on that list, with injuries limiting his playing time during his four years at UA. Also included in the group of fielders are Walker McCleney and John Trousdale, who have both seen playing time, primarily in a reserve role, during their first two years with the Tide.
- On the hill, Alabama returned seven players with SEC experience, including starters Sam Finnerty and Garret Rukes. The duo started 10 games apiece in conference play a year ago. The relief group is headed by Brock Love, who has seen time as both a reliever and a starter this season, along with Deacon Medders. Love was hampered by injuries in 2018 but still managed six appearances overall with one start, including two relief outings in SEC pairings. Medders led all relievers in appearances during league play in 2018 with 14 and finished with 20 relief appearances overall. The relief group also features Kyle Cameron, Brock Guffey and Davis Vainer who made an impact in 2018.

2019 EDITION OF THE CRIMSON TIDE

- Alabama loses a significant amount of its offense and pitching from the 2018 team.
- The Crimson Tide features 22 newcomers and loses 18 of its lettermen from last season's team that finished 27-29 overall.
- As a team, the Tide loses 50 percent or more of its offensive totals in both SEC play and overall.
- On the mound, UA returns a bit more, but the arms still took a significant hit entering the 2019 campaign.

OVERALL			SEC PLAY		
CATEGORY	PERCENTAGE	TOTAL (2019/2018)	CATEGORY	PERCENTAGE	TOTAL (2019/18)
At-Bats	35%	660 of 1,889	At-Bats	38%	385 of 1,019
Hits	35%	169 of 483	Hits	39%	93 of 241
Doubles	37%	38 of 104	Doubles	36%	16 of 45
Triples	50%	4 of 8	Triples	50%	2 of 4
Home Runs	21%	9 of 44	Home Runs	32%	7 of 22
RBI	28%	81 of 289	RBI	32%	37 of 117
Runs	35%	108 of 310	Runs	44%	56 of 127
Walks	36%	98 of 270	Walks	45%	59 of 131
Stolen Bases	50%	17 of 34	Stolen Bases	45%	9 of 20

OVERALL			SEC PLAY		
CATEGORY	PERCENTAGE	TOTAL (2019/2018)	CATEGORY	PERCENTAGE	TOTAL (2019/18)
Wins	41%	11 of 27	Wins	38%	3 of 8
Appearances	52%	110 of 212	Appearances	64%	67 of 105
Starts	52%	29 of 56	Starts	67%	20 of 30
Saves	73%	8 of 11	Saves	100%	4 of 4
Innings Pitched	55%	268.1 of 491.1	Innings Pitched	63%	166.0 of 263.0
Strikeouts	47%	175 of 370	Strikeouts	46%	82 of 178

2019 HOME RUN TRACKER

PLAYER (NO.)	INN	COUNT	RBI	LOC	OPP. (DATE)
Praytor (1)	1st	3-2	2	LCF	PC (2/15)
Praytor (2)	2nd	1-0	1	LCF	PC-1 (2/16)
Holcombe (1)	1st	1-0	2	RF	PC-2 (2/16)
Breaux (1)	1st	0-0	1	RF	JSU (2/18)
Holcombe (2)	5th	1-0	3	RCF	Ball State (2/22)
Gentry (1)	2nd	1-1	1	LF	Ball State (2/23)
Gentry (2)	3rd	1-0	2	LF	UNA (2/26)
King (1)	4th	3-2	1	RF	at USA-1 (3/2)
Gentry (3)	7th	3-2	2	LF	at USA-1 (3/2)
Hawk (1)	9th	1-1	2	LF	at USA-1 (3/2)
Gentry (4)	5th	0-1	1	LCF	UAB (3/5)
Reeves (1)	3rd	1-0	2	LF	NKU (3/8)
Breaux (2)	4th	0-1	1	RF	at Ole Miss (3/16)
McCullough (1)	3rd	1-0	1	RF	Maine (3/19)
Reeves (2)	3rd	1-1	2	ITP	Maine (3/19)
Gentry (5)	4th	1-2	1	RF	Maine (3/19)
Holcombe (3)	2nd	2-1	1	LF	Arkansas (3/23)
Williamson (1)	2nd	1-0	1	LF	at Florida (3/30)
Reeves (3)	9th	0-1	2	CF	at Florida (3/31)
King (2)	4th	0-1	1	LF	Troy (4/2)
Trousdale (1)	9th	3-2	2	RCF	Troy (4/2)
Gentry (6)	2nd	0-2	4	LF	USC-1 (4/5)
Reeves (4)	3rd	1-1	1	LF	USC-1 (4/5)
Reeves (5)	3rd	3-1	1	CF	at Samford (4/9)
McCullough (2)	3rd	0-0	1	RF	at Samford (4/9)
Gentry (7)	3rd	3-2	1	LF	at Samford (4/9)
Reeves (6)	3rd	0-2	3	RF	at Samford (4/9)
Auerbach (1)	3rd	0-0	3	CF	at Samford (4/9)
Gentry (8)	5th	0-1	1	CF	at Samford (4/9)
Williamson (2)	5th	3-2	1	RF	at Samford (4/9)
Ras (1)	6th	0-0	2	LF	at Samford (4/9)
Hawk (2)	6th	1-1	2	LF	at Samford (4/9)
Hawk (3)	5th	2-2	1	RCF	at MSU (4/14)

BY INNING

1st.....	3
2nd.....	5
3rd.....	10
4th.....	4
5th.....	5
6th.....	2
7th.....	1
8th.....	0
9th.....	3
Extras.....	0

BY COUNT

0-0.....	4
0-1.....	5
0-2.....	2
1-0.....	7
1-1.....	5
1-2.....	1
2-0.....	0
2-1.....	1
2-2.....	1
3-0.....	0
3-1.....	1
3-2.....	6

BY RBI

1.....	18
2.....	11
3.....	3
4.....	1

ALABAMA HEAD COACH BRAD BOHANNON



PREVIOUS COACHING EXPERIENCE

Wake Forest	Assistant Coach (2001-02)
Kentucky Wildcats	Assistant Coach (2004-05)
	Asst. Coach/Recruiting Coord. (2005-15)
Auburn Tigers	Assistant Coach (2016-17)

YEAR-BY-YEAR RECORD

UNIVERSITY OF ALABAMA (51-43, .543)

Year	Overall	Conf.	Notes
2018	27-29	8-22	First-Year Head Coach
2019	24-14	4-11	

TOTAL: 51-43 (.543) || 12-33 (.267) SEC

BOHANNON'S
TOP-RANKED RECRUITING CLASSES

Since 2008, all of Bohannon's recruiting classes have been ranked in the top 25 by Perfect Game USA.

- 2008 - #4 (at Kentucky)
- 2009 - #6 (at Kentucky)
- 2010 - #16 (at Kentucky)
- 2011 - #25 (at Kentucky)
- 2012 - #11 (at Kentucky)
- 2013 - #25 (at Kentucky)
- 2014 - #16 (at Kentucky)
- 2015 - #9 (at Auburn)
- 2016 - #9 (at Auburn)
- 2017 - #6 (for Auburn)
- 2018 - #23 (at Alabama)

BY THE NUMBERS

- 2015 - ABCA & Baseball America National Assistant Coach of the Year
- 15 - Years of SEC coaching experience
- 25 - Different states and Canada that have produced players who have signed with Bohannon
- 69 - Kentucky Wildcats chosen in MLB Draft or signed as a free agent
- 20 - Players recruited at UK that went on to play Major League Baseball
- 3 - First round MLB Draft picks coached
- 2 - Served under a pair of SEC Coach of the Year honorees (John Cohen & Gary Henderson)

- Brad Bohannon was hired as Alabama's 32nd head baseball coach on June 1, 2017, and formally introduced at The University of Alabama on Monday, June 5.

- Bohannon immediately made his mark on the Alabama program in 2018. His first season saw the Crimson Tide get off to a perfect 9-0 start, with Bohannon matching Wallace Wade (1924) for the second-best start to an Alabama head coaching career.

- Under his direction in 2018, Alabama improved its win total by eight from the previous season, including three more victories in SEC play, to finish 27-29 overall and 8-22 in SEC action. The 27 wins were highlighted by six victories over top-25 teams, including a series win over then-No. 7 Kentucky.

- In 2018, Sewell-Thomas Stadium also became a favorable spot for the Crimson Tide once again. UA closed out its home slate with a 22-13 (.629) mark at The Joe compared to a 14-22 record in 2017.

- Since 2008, all of Bohannon's recruiting classes have been ranked in the top 25 by Perfect Game USA. His first recruiting class at Alabama, the Crimson Tide's current freshmen, was ranked No. 23 by Perfect Game USA, No. 15 by Baseball America and as high as No. 10 by Collegiate Baseball News, despite just over one year to recruit to UA.

- Bohannon came to Tuscaloosa with 14 years of Southeastern Conference coaching experience after having served as an assistant at Kentucky from 2004-15 and Auburn from 2016-17.

- He played a pivotal role in turning around both Kentucky and Auburn within three years on the job. The Wildcats became the first team in SEC history to go from worst to first in only one season, winning 44 games and the program's first SEC title in 2006, while the Tigers won 12 more games in 2017 than in 2016 and advanced to the NCAA Tournament.

- While at Kentucky, Bohannon served under two SEC Coach of the Year winners in John Cohen and Gary Henderson. Along with winning the school's only league title, Bohannon was a part of a trio of record-breaking win seasons, capped off by the 2012 team that won 45 games to set the UK program mark.

- A combined 69 Wildcat student-athletes were chosen in the Major League Baseball Draft or signed as a free agent during Bohannon's tenure as recruiting coordinator. He had nine recruits selected in the 2012 draft, as well, setting a new Kentucky record and ranking as the second-most in the NCAA. The 2018 MLB Draft saw seven former recruits from Bohannon's time in Lexington chosen to begin their professional careers, four of which went in the top-10 rounds, highlighted by junior right-hander Sean Hjelle, a second-round selection of the San Francisco Giants.

- Regarded as one of the best recruiters in the nation, Bohannon was responsible for signing 13 Kentucky Wildcat student-athletes that went on to play in the Major Leagues, including 2014 Golden Spikes Award winner A.J. Reed. Bohannon was key in the development of Reed, the 2014 consensus national player of the year. The 2012 Freshman All-American continued to improve each year under Bohannon's watch and went on to lead the NCAA in home runs and slugging percentage as a junior, while leading the SEC in wins by a pitcher.

- Prior to his time at UK, Bohannon worked for two seasons as Wake Forest where the Demon Deacons advanced to the NCAA Tournament twice and captured the ACC title in 2001.

- Bohannon earned an undergraduate degree from Berry College in 1998 and then graduated with a master's from Wake Forest in 2002. He began his collegiate career playing at Vanderbilt and Georgia Tech before ending up at Berry.

- A native of Rome, Ga., Bohannon is married to the former Kim Traylor.

BOHANNON VS. OPPONENTS [HEAD COACHING CAREER]

OPPONENT	RECORD	CATEGORY	RECORD
Alabama A&M	2-0	Home	39-19
Alabama State	1-0	Road	11-23
Alcorn State	1-0	Neutral	1-1
Arkansas	1-5	Day	24-20
Auburn	1-4	Night	27-23
Ball State	2-1	vs. Top-25 Teams	9-24
Florida	0-3	In February	16-2
Georgia	1-2	In March	22-17
Jacksonville State	2-1	In April	9-18
Kentucky	2-1	In May	4-6
LSU	1-2	In June	0-0
Maine	1-0		
Middle Tennessee	2-0		
Ole Miss	2-4		
Mississippi State	1-5		
Missouri	2-1		
New Mexico State	2-1		
North Alabama	2-0		
Northern Kentucky	3-0		
Oklahoma	1-2		
Presbyterian	2-1		
Samford	2-1		
South Alabama	3-0		
South Carolina	2-1		
South Dakota State	1-0		
Southern Miss	1-0		
Tennessee	0-3		
Texas A&M	0-3		
Troy	1-1		
UAB	3-1		
Valparaiso	3-0		
Vanderbilt	0-0		
Washington State	3-0		

BOLD indicates 2019 opponent

2019 ROSTER

PITCHERS

NO.	NAME	POS.	B-T	HT.	WT.	CL.	HOMETOWN (PREVIOUS SCHOOL)
5	Tyler Ras	RHP/OF	S-R	6-4	200	Fr.	Middletown, N.J. (Middletown North)
9	Casey Cobb	RHP	R-R	5-10	190	Jr.	Hamilton, Ga. (Chattahoochee Valley C.C./Harris County)
10	Sam Finnerty	RHP	R-R	6-0	225	Sr.	Pelham, Ala. (Pelham)
11	Wil Freeman	RHP	R-R	6-1	205	Jr.	Semmes, Ala. (Jones County J.C./Faith Academy)
20	Brock Love	RHP	R-R	6-1	210	R-Jr.	Gadsden, Ala. (Southside)
21	Garret Rukes	LHP	R-L	6-4	205	R-So.	Coconut Creek, Fla. (Pine Crest)
23	Jeremy Randolph	RHP	R-R	5-11	210	Gr.	Miamisburg, Ohio (Wright State/Miamisburg)
25	Dylan Smith	RHP	R-R	6-1	160	Fr.	Stafford, Texas (Stafford)
26	Dylan Oliver	LHP	L-L	5-10	155	Jr.	Mount Olive, Ala. (Marion Military Institute/Gardendale)
27	Chase Lee	RHP	R-R	6-0	150	R-Fr.	McCalla, Ala. (McAdory)
29	Connor Shamblyn	RHP	R-R	6-1	195	Fr.	Lakeland, Tenn. (Briarcrest Christian)
32	Deacon Medders	RHP	R-R	6-4	195	Jr.	Tuscaloosa, Ala. (American Christian Academy)
33	Kyle Cameron	RHP	R-R	6-5	220	R-Jr.	Tuscaloosa, Ala. (Hale County)
34	Jacob McNairy	RHP	R-R	6-1	195	Fr.	Athens, Ala. (Athens)
40	Brock Guffey	LHP	S-L	6-1	190	So.	Hoover, Ala. (Hoover)
44	Davis Vainer	RHP	R-R	6-0	185	R-Jr.	Atlanta, Ga. (Riverwood)
48	Landon Green	RHP	R-R	6-1	180	Fr.	Helena, Ala. (Helena)

CATCHERS

NO.	NAME	POS.	B-T	HT.	WT.	CL.	HOMETOWN (PREVIOUS SCHOOL)
7	Brett Auerbach	C/INF	R-R	5-9	180	Jr.	Mission Viejo, Calif. (Saddleback C.C./Tesoro)
19	Sam Praytor	C	R-R	5-9	220	So.	Helena, Ala. (Helena)
42	Johnny Hawk	C	R-R	5-9	180	Jr.	McClelland, Iowa (Iowa Western C.C./Creighton Prep)

INFIELDERS

NO.	NAME	POS.	B-T	HT.	WT.	CL.	HOMETOWN (PREVIOUS SCHOOL)
1	Daniel Carinci	INF	R-R	5-10	185	Fr.	Ajax, Ontario (Pickering)
2	John Trousdale	INF	L-R	6-0	190	Jr.	Rogersville, Ala. (Lauderdale County)
8	Morgan McCullough	INF	L-R	5-9	180	Jr.	Seattle, Wash. (Chipola C.C./Oregon/West Seattle)
16	Isaiah Byars	INF	R-R	6-0	180	Fr.	Stone Mountain, Ga. (Parkview)
24	Kolby Robinson	INF	R-R	5-9	170	Jr.	Cullman, Ala. (Wallace State C.C./Cullman)
50	Kobe Morris	INF	L-R	6-4	200	Jr.	Victoria, British Columbia (Crowder C.C./Spectrum)
55	Drew Williamson	INF/OF	L-R	6-5	210	Fr.	Brewton, Ala. (T.R. Miller)

OUTFIELDERS

NO.	NAME	POS.	B-T	HT.	WT.	CL.	HOMETOWN (PREVIOUS SCHOOL)
4	Joe Breaux	OF	L-L	5-11	200	Sr.	Tomball, Texas (McLennan C.C./Tomball)
12	Tyrell Shavers	OF	L-L	6-6	216	So.	Lewisville, Texas (Lewisville)
13	Walker McCleney	OF	L-L	5-8	175	Jr.	Morris, Ala. (Mortimer Jordan)
14	Gene Wood	OF	L-R	6-0	190	R-Jr.	Flowood, Miss. (Jackson Preparatory)
18	Keith Holcombe	OF	L-L	6-4	235	Sr.	Tuscaloosa, Ala. (Hillcrest)
22	T.J. Reeves	OF	R-R	5-11	200	Fr.	Birmingham, Ala. (Hueytown)
28	Tyler Gentry	OF	R-R	6-2	200	So.	Arlington, Tenn. (Walters State C.C./Arlington)
36	Justin King	OF/INF	L-L	6-1	200	Jr.	Okatoks, Alberta (Indian Hills C.C./Foothills Composite)

COACHES AND STAFF

6	Brad Bohannon	Head Coach/Second Year
15	Jason Jackson	Assistant Coach/Pitching Coach/Second Year
3	Jerry Zulli	Assistant Coach/Hitting Coach/Second Year
41	Matt Reida	Volunteer Assistant Coach/First Year
	Jack Hoehl	Director of Baseball Operations/Second Year
	Sean Stryker	Athletic Trainer/Second Year
	Brett Price	Strength & Conditioning/First Year
	Frank Newell	Nutrition/Third Year
	Jenny Sanders	Academics/Sixth Year
	Chris Besanceney	Baseball Administrator
	Troi Lane Wallace	Administrative Secretary
	Dr. Jeff Laubenthal	Team Physician
	Camden Bauer, Brady Carpenter, Ryan Egdes, Clay Estes, Jim Tierney	Student Managers

NUMERICAL

1	Daniel Carinci, INF
2	John Trousdale, INF
3	Jerry Zulli, ASSISTANT COACH
4	Joe Breaux, OF
5	Tyler Ras, RHP/OF
6	Brad Bohannon, HEAD COACH
7	Brett Auerbach, C/INF
8	Morgan McCullough, INF
9	Casey Cobb, RHP
10	Sam Finnerty, RHP
11	Wil Freeman, RHP
12	Tyrell Shavers, OF
13	Walker McCleney, OF
14	Gene Wood, OF
15	Jason Jackson, ASSISTANT COACH
16	Isaiah Byars, INF
18	Keith Holcombe, OF
19	Sam Praytor, C
20	Brock Love, RHP
21	Garret Rukes, LHP
22	T.J. Reeves, OF
23	Jeremy Randolph, RHP
24	Kolby Robinson, INF
25	Dylan Smith, RHP
26	Dylan Oliver, LHP
27	Chase Lee, RHP
28	Tyler Gentry, OF
29	Connor Shamblyn, RHP
32	Deacon Medders, RHP
33	Kyle Cameron, RHP
34	Jacob McNairy, RHP
36	Justin King, OF/INF
40	Brock Guffey, LHP
41	Matt Reida, VOLUNTEER COACH
42	Johnny Hawk, C
44	Davis Vainer, RHP
48	Landon Green, RHP
50	Kobe Morris, INF
55	Drew Williamson, INF/OF

PRONUNCIATION GUIDE

Brett AUERBACH	hour-BACH
Joe BREAU	BR0
Daniel CARINCI	kuh-rin-CHEE
Walker MCLENEY	mick-LENNY
Tyler RAS	ROSS
John TROUSDALE	TROWS-dale
Davis VAINER	vain-UR

Jack HOEHL	HAIL
Matt REIDA	RAY-duh
Jerry ZULLI	ZOO-lee

STATE/COUNTRY BREAKDOWN

Alabama	17
Georgia	3
Texas	3
Tennessee	2
California	1
Florida	1
Iowa	1
Mississippi	1
New Jersey	1
Ohio	1
Washington	1
Canada	3

FRIDAY: SAM FINNERTY - RHP



10 Sam Finnerty

SENIOR

RHP • R/R • 6-0 • 225
Pelham, Ala. (Pelham)

2019 SEASON HIGHS

IP	9.0	South Carolina - GM 1 (4/5)
K	6	3x, last vs. Arkansas (3/22)
Hits	9	2x, last at Mississippi State (4/12)
BF	30	South Carolina - GM 1 (4/5)
BB	3	at Florida (3/29)
HR	1	5x, last at Mississippi State (4/5)
Runs	8	Arkansas (3/22)
ER	7	Arkansas (3/22)

2019 SEASON SUPERLATIVES

Opponents' Average	.245 (51-208)
vs. Lefties	.260 (20-77)
vs. Righties	.237 (31-131)
WHIP	1.06
K/IP	0.74
Longest Start	9.0 innings vs. South Carolina - GM 1 (4/5)
Shortest Start	4.0 innings, 2x, last at Florida (3/29)

CAREER HIGHS (AS A STARTER)

IP	9.0	South Carolina - GM 1 (4/5/19)
K	6	3x, last vs. Arkansas (3/22/19)
Hits	11	2x, last at Tennessee (3/23/18)
BF	32	at Oklahoma (3/2/18)
BB	4	Samford (3/15/17)
HR	3	at Arkansas (4/27/18)
Runs	10	Auburn (4/20/18)
ER	7	2x, last vs. Arkansas (3/22/19)

CAREER STATISTICS

Opponents' Average	.286 (237-830)
vs. Lefties	.316 (106-335)
vs. Righties	.265 (131-495)
WHIP	1.37
K/IP	0.57
Longest Start	9.0 innings vs. South Carolina - GM 1 (4/5/19)
Shortest Start	2.1 innings vs. Samford (3/15/17)

FINNERTY'S CAREER STATS

YEAR	ERA	W-L	APP	GS	CG	SHO	SV	IP	H	R	ER	BB	SO	2B	3B	HR	BF	AVG.	WP	HBP	BK	SFA	SHA
2016	5.31	1-1	16	0	0	0/0	0	20.1	26	13	12	4	14	1	1	2	92	.310	0	1	0	0	3
2017	4.60	1-3	19	2	0	0/0	0	45.0	43	24	23	22	35	15	0	3	197	.256	7	2	1	2	3
2018	4.45	4-4	14	14	0	0/0	0	87.0	117	57	43	14	29	14	1	13	392	.317	4	2	0	4	2
2019	3.50	5-4	9	9	1	1/0	0	54.0	51	22	21	6	40	10	0	5	218	.245	2	1	0	2	1
TOTAL	4.32	11-12	58	25	1	1/0	0	206.1	237	116	99	46	118	40	2	23	899	.286	13	6	1	8	9

FINNERTY'S CAREER SEC STATS

YEAR	ERA	W-L	APP	GS	CG	SHO	SV	IP	H	R	ER	BB	SO	2B	3B	HR	BF	AVG.	WP	HBP	BK	SFA	SHA
2016	7.11	0-0	10	0	0	0/0	0	12.2	19	11	10	3	9	1	1	1	61	.345	0	1	0	0	2
2017	3.21	0-1	10	1	0	0/0	0	28.0	24	11	10	12	17	9	0	3	119	.235	5	2	0	1	2
2018	5.16	2-3	10	10	0	0/0	0	61.0	91	49	35	10	16	13	1	11	285	.336	4	0	0	3	0
2019	4.66	1-4	5	5	1	1/0	0	29.0	31	16	15	4	21	7	0	3	124	.261	2	1	0	0	0
TOTAL	4.82	3-8	35	16	1	1/0	0	130.2	165	87	70	29	63	30	2	18	589	.302	11	4	0	4	4

ABOUT FINNERTY

- Sam Finnerty is now in his senior season as the Crimson Tide's Friday night starter once again
- Has not allowed more than three walks in all but one of his 25 starts during his college career
- Made 11 starts without issuing a free pass in his four seasons at the Capstone
- Recorded a quality start (6.0 + IP and > 3 ER) on 11 occasions during his time in the starting role, including five of his nine outings this season
- Selected as the SEC's Co-Pitcher of the Week on April 8 for his performance against South Carolina

SENIOR (2019) NOTES

- Leads the conference and ranks 11th nationally in walks allowed per nine innings at 1.00
- Tied for the SEC low in walks allowed (6)
- Maintains a 6.67 strikeout-to-walk ratio to rank fourth in the SEC and 24th in Division I in that category
- Tied for 11th in the league in innings pitched at 54.0
- Leads UA in wins and is second on the Tide in strikeouts with 40
- Is the first Alabama pitcher to start a season 4-0 across his first four starts since Austin Hyatt did so in 2009
- In that 2009 season, Hyatt went 4-0, took a no decision at Ole Miss and then suffered his first loss the next weekend at Florida
- Allowed four runs on nine hits at Mississippi State last weekend, suffering the loss
- Worked 6.0 innings with four strikeouts but was doomed by a three-run homer that was part of a four-run second
- Followed that inning by retiring 12 straight into the sixth inning before exiting the game at the start of the seventh

JUNIOR (2018) NOTES

- The Crimson Tide's Friday night starter in his junior campaign
- Tied for the Alabama team lead with four wins as part of his 4-4 overall record across 14 starts
- Sported a 4.45 ERA (43 ER/87.0 IP) and led the team in innings pitched
- His 87.0 frames of work tied for fifth in the SEC during the regular season
- Allowed only 14 walks on the season which was the fourth-fewest among league arms in regular-season action
- Started all 10 weekends of SEC play, finishing 2-3
- Tossed 61.0 innings against league foes, good for seventh in conference play

CAREER NOTES

- Converted to strictly a pitcher as a junior in 2018 and tied for the team lead in starts with 14
- Began his career pitching primarily out of the bullpen each of his first two years
- Totaled 19 appearances as a sophomore, striking out 35 and walking 22 while holding opposing hitters to a .256 average
- Finished with a 1-1 record across 16 appearances that totaled 20.1 innings as a freshman
- Struck out 14 compared to only four walks in his first season with the Crimson Tide
- Played on offense in each of his first two seasons
- Named the Birmingham Metro Player of the Year as a junior
- Also earned Rawlings All-America honors in that junior season

2019 START-BY-START (9 GS)

Date	Opponent	W-L	IP	H	R	ER	BB	SO	HR	#P	EXIT	ERA
2/15	Presbyterian	W	5.0	8	2	2	1	3	1	74	7-2	3.60
2/22	Ball State	W	7.0	3	0	0	0	6	0	68	6-0	1.50
3/1	at South Alabama	W	6.0	4	3	3	1	4	1	93	4-3	2.50
3/8	Northern Kentucky	W	7.0	5	1	1	0	6	0	88	14-1	2.16
3/15	at Ole Miss	L	6.0	4	1	1	1	4	1	92	0-1	2.03
3/22	Arkansas	L	4.0	9	8	7	0	6	1	77	0-8	3.60
3/29	at Florida	L	4.0	5	3	3	3	2	0	70	1-2	3.92
4/5	South Carolina-1	W	9.0	4	0	0	0	5	0	79	9-0	3.19
4/12	at Mississippi State	L	6.0	9	4	4	0	4	1	86	0-4	3.50
TOTALS		5-4	54.0	51	22	21	6	40	5	--	--	3.50

2019 STATISTICAL BREAKDOWN

Category	W-L	ERA	G-GS	IP	H	R	ER	HR	BB	SO
Home	4-1	2.81	5-5	32.0	29	11	10	2	1	26
Road	1-3	4.50	4-4	22.0	22	11	11	3	5	14
Neutral	--	--	--	--	--	--	--	--	--	--
Day	3-0	1.29	3-3	21.0	17	3	3	1	1	14
Night	2-4	5.18	6-6	33.0	34	19	19	4	5	26
February	2-0	1.50	2-2	12.0	11	2	2	1	1	9
March	2-3	5.00	5-5	27.0	27	16	15	3	5	22
April	1-1	2.40	2-2	15.0	13	4	4	1	0	9
May	--	--	--	--	--	--	--	--	--	--

2018 START-BY-START (14 GS)

Date	Opponent	W-L	IP	H	R	ER	BB	SO	HR	#P	EXIT	ERA
2/16	Valparaiso	W	6.0	5	1	1	0	2	1	78	14-1	1.50
2/23	Washington St.-1	W	5.2	8	4	4	2	4	1	98	9-2	3.86
3/2	at Oklahoma	ND	8.0	8	1	1	2	2	0	102	1-1	2.75
3/9	N.M. State-1	L	6.1	5	2	2	0	5	0	88	0-1	2.77
3/16	Georgia	ND	6.0	11	8	3	0	0	1	96	4-8	3.09
3/23	at Tennessee	ND	6.0	11	4	4	0	3	0	101	3-4	3.55
3/30	Kentucky	W	5.2	8	2	1	3	3	1	93	3-2	3.30
4/6	at Missouri	W	7.0	10	1	1	1	1	0	102	2-1	3.02
4/12	at Texas A&M	ND	6.0	9	5	5	1	2	2	85	6-5	3.49
4/20	Auburn	L	5.0	10	10	6	0	1	2	78	3-10	4.09
4/27	at Arkansas	L	6.0	10	7	7	1	2	3	104	3-7	4.66
5/4	Mississippi State	ND	7.0	8	8	5	1	3	1	96	11-8	4.82
5/11	at LSU	ND	6.2	6	1	0	3	1	0	90	4-1	4.43
5/17	Ole Miss	L	5.2	8	3	3	0	0	1	72	2-3	4.45
TOTALS		4-4	87.0	117	57	43	14	29	13	--	--	4.45


2017 START-BY-START (2 GS)

Date	Opponent	W-L	IP	H	R	ER	BB	SO	HR	#P	EXIT	ERA
3/15	Samford	L	2.1	3	3	3	4	0	0	47	0-3	--
4/9	at Ole Miss	L	3.0	3	2	2	2	3	0	53	1-2	--
TOTALS		0-2	5.1	6	5	5	6	3	0	--	--	8.44

CAREER STATISTICAL BREAKDOWN (SP)

Category	W-L	ERA	G-GS	IP	H	R	ER	HR	BB	SO
Home	7-5	4.19	14-14	81.2	95	52	38	10	11	44
Road	2-5	4.31	11-11	64.2	79	32	31	8	15	28
Neutral	--	--	--	--	--	--	--	--	--	--
Day	6-3	2.81	9-9	51.1	51	16	16	3	10	29
Night	3-7	5.02	16-16	95.0	123	68	53	15	16	43
February	4-0	2.66	4-4	23.2	24	7	7	3	3	15
March	3-5	4.26	11-11	61.7	73	36	29	5	14	35
April	2-4	5.36	7-7	42.0	55	29	25	8	5	18
May	0-1	3.72	3-3	19.1	22	10	8	2	4	4

SATURDAY: BROCK LOVE - RHP



20 Brock Love

R-JUNIOR

RHP • R/R • 6-1 • 210
Gadsden, Ala. (Southside)

2019 SEASON HIGHS

IP	6.0	South Carolina - GM 2 (4/5)
K	11	at South Alabama - GM 2 (3/2)
Hits	8	at Florida (3/30)
BF	24	South Carolina - GM 2 (4/5)
BB	3	3x, last at Mississippi State (4/13)
HR	4	at Florida (3/30)
Runs	7	at Florida (3/30)
ER	7	at Florida (3/30)

2019 SEASON SUPERLATIVES

Opponents' Average	.225 (31-138)
vs. Lefties	.113 (6-53)
vs. Righties	.294 (25-85)
WHIP	1.27
K/IP	1.24
Longest Start	6.0 innings vs. South Carolina - GM 2 (4/5)
Shortest Start	1.0 inning vs. North Alabama (2/27)

CAREER HIGHS (AS A STARTER)

IP	6.0	South Carolina - GM 2 (4/5/19)
K	11	at South Alabama - GM 2 (3/2/19)
Hits	8	at Florida (3/30/19)
BF	24	South Carolina - GM 2 (4/5/19)
BB	3	3x, last at Mississippi State (4/13/19)
HR	4	at Florida (3/30/19)
Runs	7	at Florida (3/30/19)
ER	7	at Florida (3/30/19)

CAREER STATISTICS

Opponents' Average	.245 (82-339)
vs. Lefties	.165 (18-109)
vs. Righties	.278 (64-230)
WHIP	1.29
K/IP	1.25
Longest Start	6.0 innings vs. South Carolina - GM 2 (4/5/19)
Shortest Start	1.0 inning vs. North Alabama (2/27/19)

ABOUT LOVE

- Brock Love began his junior campaign in the bullpen before transitioning to the weekend starter role at South Alabama on March 2
- Battled injuries in his previous two seasons
- Appeared in 33 career games, including 15 starts
- Averaging 4.80 strikeouts per start for his career and has totaled six or more punchouts in six of his 15 starts

JUNIOR (2019) NOTES

- Leads the Crimson Tide in strikeouts with 45 across 36.1 frames
- Averaging 4.9 strikeouts per start in 2019
- Began the season in the bullpen, working in two games before making his first official start against UNA on Feb. 27
- Returned for the weekend start in Mobile against South Alabama on March 2
- Earned the win against the Jaguars with 4.2 shutout frames in which he allowed just one hit and a walk
- Struck out a career-high and team-best 11 hitters, including five of the first six batters he faced, and 10 of 11 swinging
- Retired the first eight hitters he faced with seven strikeouts before giving up a single in Mobile
- Suffered the loss after exiting the game early at Mississippi State
- Tossed 4.0 innings, allowing three runs on three hits and three walks with four strikeouts against the Bulldogs

REDSHIRT SOPHOMORE (2018) NOTES

- Returned from season-ending surgery that he underwent early in the 2017 campaign
- Maintained a 2-0 mark with a perfect 0.00 ERA across six appearances, including one start, and 8.1 innings of work

CAREER NOTES

- Played in six games with two starts as a sophomore before suffering a season-ending army injury that required surgery
- Received a medical redshirt after the conclusion of the 2017 season
- Went 1-2 with a 7.02 ERA (13 ER/16.2 IP) while striking out 27 compared to only nine walks in his limited time as a sophomore
- Made 11 appearances, including four starts, in his first season at Alabama
- Maintained a 3.30 ERA (11 ER/30.0 IP) with 33 strikeouts compared to only eight walks
- In his four starts, held a 2.81 ERA (5 ER/16.0 IP) with 21 strikeouts and just three walks issued
- Ranked as the No. 1 player in the state of Alabama by Perfect Game USA in 2015

2019 START-BY-START (10 G/8 GS)

Date	Opponent	W-L	IP	H	R	ER	BB	SO	HR	#P	EXIT	ERA
*2/16	Presbyterian-1	ND	2.0	4	1	0	0	4	0	34	4-1	0.00
*2/23	Ball State	ND	3.2	2	0	0	2	2	0	60	4-5	0.00
2/27	North Alabama	ND	1.0	1	0	0	0	3	0	17	0-0	0.00
3/2	at South Alabama-2	W	4.2	1	0	0	1	11	0	80	4-0	0.00
3/9	Northern Kentucky	W	5.0	4	1	1	1	6	1	69	5-1	0.55
3/16	at Ole Miss	ND	1.2	3	5	4	3	2	0	47	2-4	2.50
3/23	Arkansas	W	5.1	2	0	0	3	1	0	83	3-0	1.93
3/30	at Florida	L	3.0	8	7	7	0	4	4	66	2-5	4.10
4/5	South Carolina-2	W	6.0	3	1	1	2	8	1	93	3-1	3.62
4/13	at Mississippi State	L	4.0	3	3	3	3	4	0	79	0-2	3.96
TOTALS		4-2	36.1	31	18	16	15	45	6	--	--	3.96

* - Relief Appearance

2019 STATISTICAL BREAKDOWN

Category	W-L	ERA	G-GS	IP	H	R	ER	BB	SO
Home	3-0	0.78	6-4	23.0	16	3	2	2	8
Road	1-2	9.45	4-4	13.1	15	15	14	4	7
Neutral	--	--	--	--	--	--	--	--	--
Day	2-1	3.32	6-4	21.2	18	10	8	1	12
Night	2-1	4.91	4-4	14.2	13	8	8	5	3
February	0-0	0.00	3-1	6.2	7	1	0	0	2
March	3-1	5.49	5-5	19.2	18	13	12	5	8
April	1-1	3.60	2-2	10.0	6	4	4	1	5
May	--	--	--	--	--	--	--	--	--

2018 START-BY-START (1 GS)

Date	Opponent	W-L	IP	H	R	ER	BB	SO	HR	#P	EXIT	ERA
4/24	at Troy	W	1.0	0	0	0	0	2	0	12	4-0	0.00
TOTALS		1-0	1.0	0	0	0	0	2	0	12	--	0.00

2017 START-BY-START (2 GS)

Date	Opponent	W-L	IP	H	R	ER	BB	SO	HR	#P	EXIT	ERA
2/22	Southern Miss	ND	3.2	5	4	4	2	7	1	78	4-5	9.82
3/12	UABP-1	L	3.0	6	5	5	2	3	2	60	1-5	12.15
TOTALS		0-1	6.2	11	9	9	4	10	3	--	--	12.15

2016 START-BY-START (4 GS)

Date	Opponent	W-L	IP	H	R	ER	BB	SO	HR	#P	EXIT	ERA
4/5	Alcorn State-1	ND	3.0	2	0	0	0	4	0	40	2-0	0.00
4/19	Troy	ND	5.0	4	2	2	2	9	0	96	3-2	2.25
4/26	at Samford	ND	4.0	4	1	1	1	1	0	72	0-1	2.25
5/17	Samford	ND	4.0	5	2	2	0	7	1	70	5-2	2.81
TOTALS		0-0	16.0	15	5	5	3	21	1	--	--	2.81

CAREER STATISTICAL BREAKDOWN (SP)

Category	W-L	ERA	G-GS	IP	H	R	ER	BB	SO	HR	#P	EXIT	ERA
Home	3-1	3.75	9-9	36.0	32	15	15	6	12	48			
Road	2-2	7.36	6-6	18.1	19	16	15	4	8	24			
Neutral	--	--	--	--	--	--	--	--	--	--			
Day	2-1	4.50	4-4	16.0	12	9	8	1	10	13			
Night	3-2	5.17	11-11	38.1	39	22	22	9	10	59			
February	0-0	7.71	2-2	4.2	6	4	4	1	2	10			
March	3-2	6.75	6-6	22.2	24	18	17	7	10	27			
April	2-1	2.74	6-6	23.0	16	7	7	1	8	28			
May	0-0	4.50	1-1	4.0	5	2	2	1	0	7			

LOVE'S CAREER STATS

YEAR	ERA	W-L	APP	GS	CG	SHO	SV	IP	H	R	ER	BB	SO	2B	3B	HR	BF	AVG.	WP	HBP	BK	SFA	SHA
2016	3.30	0-0	11	4	0	0/1	0	30.0	28	11	11	8	33	8	0	2	122	.252	3	1	0	0	2
2017	7.02	1-2	6	2	0	0/0	1	16.2	18	14	13	9	26	3	0	4	74	.290	2	0	1	1	2
2018	0.00	2-0	6	1	0	0/2	0	8.1	5	0	0	4	10	1	0	0	32	.179	0	0	0	0	0
2019	3.96	4-2	10	8	0	0/1	0	36.1	31	18	16	15	45	1	0	6	158	.225	2	3	0	0	2
TOTAL	3.94	7-4	33	15	0	0/4	1	91.1	82	43	40	36	114	13	0	12	386	.242	7	4	1	1	6

LOVE'S CAREER SEC STATS

YEAR	ERA	W-L	APP	GS	CG	SHO	SV	IP	H	R	ER	BB	SO	2B	3B	HR	BF	AVG.	WP	HBP	BK	SFA	SHA
2016	0.00	0-0	1	0	0	0/0	0	0.1	0	0	0	1	0	0	0	0	2	.000	0	0	0	0	1
2017																							
2018	0.00	0-0	2	0	0	0/0	0	1.1	2	0	0	2	1	0	0	0	7	.400	0	0	0	0	0
2019	6.75	2-2	5	5	0	0/1	0	20.0	19	16	15	11	19	1	0	5	91	.244	2	2	0	0	0
TOTAL	6.23	2-2	8	5	0	0/1	0	21.2	21	16	15	14	20	1	0	5	100	.253	2	2	0	0	1

PITCHING GAME-BY-GAME AND CAREER STATS

#5 TYLER RAS, RHP - FR.

MOST RECENT APP: GS, 4.0 IP, 3 H, 1 R/1 ER, 1 K (4/16 at UAB)**AS A STARTER:** 1-2 (9 GS), 3.37 ERA (10 ER/26.2 IP), 30 H, 12 R/10 ER, 21 K/7 BB**IN SEC PLAY (2019):** 0-1 (3 G/2 GS), 7.36 ERA (3 ER/3.2 IP), 9 H, 5 R/3 ER, 2 K/1 BB**2019 SEASON TOTALS**

OPPONENT	ERA	W-L-S	G/GS	IP	H	R	ER	BB	SO	HR	NP
(2/16) Presbyterian-1	2.45	0-0-0	1/1	3.2	5	1	1	2	5	1	65
(2/23) Ball State	10.80	0-1-0	1/1	1.1	4	5	5	2	3	0	45
(2/27) UNA	9.53	0-0-0	1/0	0.2	2	0	0	2	1	0	35
(3/6) SDSU	5.59	0-0-0	1/1	4.0	3	0	0	1	2	0	59
(3/12) MTSU	4.26	0-0-0	1/1	3.0	3	0	0	0	1	0	40
(3/19) Maine	3.06	1-0-0	1/1	5.0	3	0	0	1	5	0	68
(3/26) vs. Auburn	2.61	0-0-0	1/1	3.0	1	0	0	0	2	0	44
(3/31) at Florida	3.22	0-1-0	1/1	1.2	3	2	2	1	0	0	41
(4/6) South Carolina	3.47	0-0-0	1/1	1.0	5	3	1	0	2	0	29
(4/12) at Miss. St.	3.33	0-0-0	1/0	1.0	1	0	0	0	0	0	12
(4/16) at UAB	3.18	0-0-0	1/1	4.0	3	1	1	0	1	0	38
TOTALS	3.18	1-2-0	11/9	28.1	33	12	10	9	22	1	--

CAREER TOTALS

YEAR	ERA	W-L	APP/GS	SV	IP	H	R	ER	BB	SO	B/AVG
2019	3.18	1-2	11/9	0	28.1	33	12	10	9	22	.297
TOTALS	3.18	1-2	11/9	0	28.1	33	12	10	9	22	.297

#9 CASEY COBB, RHP - JR.

MOST RECENT APP: GS, L, 1.2 IP, 9 H, 6 R/6 ER, 1 BB (4/14 at Mississippi State)**AS A STARTER (AT UA):** 0-1 (1 GS), 32.39 ERA (6 ER/1.2 IP), 9 H, 6 R/6 ER, 1 BB**IN SEC PLAY (2019):** 0-0 (4 G), 3.97 ERA (5 ER/11.1 IP), 9 H, 5 R/5 ER, 12 K/3 BB**2019 SEASON TOTALS**

OPPONENT	ERA	W-L-S	G/GS	IP	H	R	ER	BB	SO	HR	NP
(2/16) Presbyterian-2	5.40	0-0-0	1/0	1.2	2	1	1	1	2	0	29
(2/24) Ball State	1.93	0-0-0	1/0	3.0	1	0	0	1	1	0	35
(3/1) at USA	1.17	0-0-1	1/0	3.0	1	0	0	0	3	0	35
(3/5) UAB	3.12	0-0-0	1/0	1.0	1	2	2	2	0	0	30
(3/9) NKU	2.61	0-0-0	1/0	1.2	4	3	0	2	1	0	44
(3/17) at Ole Miss	4.50	0-0-0	1/0	1.2	3	3	3	1	2	0	36
(3/22) Arkansas	4.50	0-0-0	1/0	4.0	3	2	2	1	6	1	64
(3/26) vs. Auburn	4.32	0-0-0	1/0	0.2	1	0	0	0	1	0	11
(3/29) at Florida	3.86	0-0-0	1/0	2.0	1	0	0	1	2	0	27
(4/6) South Carolina	3.22	0-0-0	1/0	3.2	2	0	0	0	2	0	58
(4/14) at Miss. St.	5.25	0-1-0	1/1	1.2	9	6	6	1	0	0	44
TOTALS	5.25	0-1-1	11/1	24.0	28	17	14	10	20	1	--

CAREER TOTALS (at Alabama)

YEAR	ERA	W-L	APP/GS	SV	IP	H	R	ER	BB	SO	B/AVG
2019	5.25	0-1	11/1	1	24.0	28	17	14	10	20	.283
TOTALS	5.25	0-1	11/1	1	24.0	28	17	14	10	20	.283

#11 WIL FREEMAN, RHP - JR.

MOST RECENT APP: 0.1 IP, 3 H, 3 R/1 ER, 1 K/1 BB (4/2 vs. Troy)**AS A STARTER (AT UA):** 2-2 (5 GS), 4.80 ERA (8 ER/15.0 IP), 15 H, 8 R/8 ER, 9 K/3 BB**IN SEC PLAY (2019):** 0-2 (2 G/2 GS), 12.46 ERA (6 ER/4.1 IP), 6 H, 6 R/6 ER, 1 K/2 BB**2019 SEASON TOTALS**

OPPONENT	ERA	W-L-S	G/GS	IP	H	R	ER	BB	SO	HR	NP
(2/15) Presbyterian	0.00	0-0-0	1/0	3.0	2	0	0	1	0	0	36
(2/18) Jacksonville St.	2.25	0-0-0	1/1	1.0	2	1	1	0	0	0	10
(2/26) UNA	1.12	1-0-0	1/1	4.0	1	0	0	0	4	0	51
(3/2) at USA-2	1.74	0-0-0	1/0	2.1	2	1	1	1	2	0	41
(3/6) SDSU	1.54	0-0-0	1/0	1.1	0	0	0	0	2	0	15
(3/10) NKU	1.56	1-0-0	1/1	5.2	6	1	1	1	4	0	64
(3/17) at Ole Miss	3.20	0-1-0	1/1	2.1	3	4	4	1	0	0	36
(3/24) Arkansas	3.74	0-1-0	1/1	2.0	3	2	2	1	1	1	28
(4/2) Troy	4.09	0-0-0	1/0	0.1	3	3	1	1	1	0	17
TOTALS	4.09	2-2-0	9/5	22.0	22	12	10	6	14	1	--

CAREER TOTALS (at Alabama)

YEAR	ERA	W-L	APP/GS	SV	IP	H	R	ER	BB	SO	B/AVG
2019	4.09	2-2	9/5	0	22.0	22	12	10	6	14	.262
TOTALS	4.09	2-2	9/5	0	22.0	22	12	10	6	14	.262

#20 BROCK LOVE, RHP - R-JR.

MOST RECENT APP: GS, L, 4.0 IP, 3 H, 3 R/3 ER, 4 K/3 BB (4/13 at Mississippi State)**AS A STARTER (CAREER):** 5-2 (15 GS), 5.14 ERA (31 ER/54.1 IP), 51 H, 31 R/30 ER, 72 K/20 BB**IN SEC PLAY (CAREER):** 2-2 (8 G/5 GS), 6.23 ERA (15 ER/21.2 IP), 21 H, 16 R/15 ER, 20 K/14 BB**2019 SEASON TOTALS**

OPPONENT	ERA	W-L-S	G/GS	IP	H	R	ER	BB	SO	HR	NP
(2/16) Presbyterian-1	0.00	0-0-0	1/0	2.0	4	1	0	0	4	0	34
(2/23) Ball State	0.00	0-0-0	1/0	3.2	2	0	0	2	2	0	60
(2/27) UNA	0.00	0-0-0	1/1	1.0	1	0	0	0	3	0	17
(3/2) at USA-2	0.00	1-0-0	1/1	4.2	1	0	0	1	11	0	80
(3/9) NKU	0.55	1-0-0	1/1	5.0	4	1	1	1	6	1	69
(3/16) at Ole Miss	2.50	0-0-0	1/1	1.2	3	5	4	3	2	0	47
(3/23) Arkansas	1.93	1-0-0	1/1	5.1	2	0	0	3	1	0	83
(3/30) at Florida	4.10	0-1-0	1/1	3.0	8	7	7	0	4	4	66
(4/5) South Carolina-2	3.62	1-0-0	1/1	6.0	3	1	1	2	8	1	93
(4/13) at Miss. St.	3.96	0-1-0	1/1	4.0	3	3	3	3	4	0	79
TOTALS	3.96	4-2-0	10/8	36.1	31	18	16	15	45	6	--

2018 SEASON TOTALS

OPPONENT	ERA	W-L-S	G/GS	IP	H	R	ER	BB	SO	HR	NP
(2/20) MTSU	0.00	0-0-0	1/0	2.0	2	0	0	0	2	0	32
(2/27) at Samford	0.00	0-0-0	1/0	2.0	1	0	0	1	2	0	30
(3/7) Southern Miss	0.00	1-0-0	1/0	2.0	0	0	0	1	3	0	24
(3/18) Georgia	0.00	0-0-0	1/0	1.0	2	0	0	1	0	0	19
(4/24) Troy	0.00	1-0-0	1/1	1.0	0	0	0	0	2	0	12
(4/29) at Arkansas	0.00	0-0-0	1/0	0.1	0	0	0	1	1	0	9
TOTALS	0.00	2-0-0	6/1	8.1	5	0	0	4	10	0	--

2017 SEASON TOTALS

OPPONENT	ERA	W-L-S	G/GS	IP	H	R	ER	BB	SO	HR	NP
(2/17) Presbyterian	0.00	0-0-1	1/0	4.0	2	0	0	2	5	0	53
(2/22) Southern Miss	4.70	0-0-0	1/1	3.2	5	4	4	2	7	1	78
(2/26) Oral Roberts	6.00	0-1-0	1/0	1.1	2	3	2	2	0	0	28
(3/3) ULM	4.05	1-0-0	1/0	4.1	0	0	0	0	10	0	63
(3/12) UAPB-1	6.06	0-1-0	1/1	3.0	6	5	5	2	3	2	60
(3/15) Samford	7.02	0-0-0	1/0	0.1	3	2	2	1	1	1	22
TOTALS	7.02	1-2-1	6/2	16.2	18	14	13	9	26	4	--

2016 SEASON TOTALS

OPPONENT	ERA	W-L-S	G/GS	IP	H	R	ER	BB	SO	HR	NP
(2/24) Nicholls State	0.00	0-0-0	1/0	1.0	0	0	0	0	1	0	9
(3/6) vs. Brown	0.00	0-0-0	1/0	2.0	2	0	0	1	1	0	32
(3/12) Houston	0.00	0-0-0	1/0	2.0	3	0	0	0	2	0	24
(3/22) at UAB	1.23	0-0-0	1/0	2.1	3	1	1	1	1	0	44
(3/29) vs. Auburn	2.89	0-0-0	1/0	2.0	2	2	2	1	1	1	46
(4/5) Alcorn State-1	2.19	0-0-0	1/1	3.0	2	0	0	0	4	0	40
(4/12) UAB	3.24	0-0-0	1/0	4.1	3	3	3	1	6	0	71
(4/19) Troy	3.32	0-0-0	1/1	5.0	4	2	2	2	9	0	96
(4/24) at Texas A&M	3.27	0-0-0	1/0	0.1	0	0	0	1	0	0	7
(4/26) at Samford	3.12	0-0-0	1/1	4.0	4	1	1	1	1	0	72
(5/17) Samford	3.30	0-0-0	1/1	4.0	5	2	2	0	7	1	70
TOTALS	3.30	0-0-0	11/4	30.0	28	11	11	8	33	2	--

CAREER TOTALS

YEAR	ERA	W-L	APP/GS	SV	IP	H	R	ER	BB	SO	B/AVG
2016	3.30	0-0	11/4	0	30.0	28	11	11	8	33	.252
2017	7.02	1-2	6/2	1	16.2	18	14	13	9	26	.290
2018	0.00	2-0	6/1	0	8.1	5	0	0	4	10	.179
2019	3.96	4-2	10/8	0	36.1	31	18	16	15	45	.225
TOTALS	3.94	7-4	33/15	1	91.1	82	43	40	36	114	.242

PITCHING GAME-BY-GAME AND CAREER STATS

#21 GARRET RUKES, LHP - R-SO.

MOST RECENT APP: W, 2.0 IP, 1 H, 1 K (4/16 at UAB)**AS A STARTER (CAREER):** 4-3 (19 GS), 2.77 ERA (17 ER/55.1 IP), 43 H, 19 R/17 ER, 42 K/19 BB**IN SEC PLAY (CAREER):** 0-4 (15 G/10 GS), 3.66 ERA (13 ER/32.0 IP), 33 H, 18 R/13 ER, 23 K/14 BB**2019 SEASON TOTALS**

OPPONENT	ERA	W-L-S	G/GS	IP	H	R	ER	BB	SO	HR	NP
(2/16) Presbyterian-2	0.00	0-0-0	1/0	2.0	2	0	0	0	2	0	21
(2/23) Ball State	2.25	0-0-0	1/0	2.0	1	1	1	2	0	0	27
(2/27) UNA	1.59	0-0-0	1/0	1.2	1	1	0	0	2	0	25
(3/5) UAB	1.04	1-0-0	1/1	3.0	3	0	0	0	3	0	41
(3/10) NKU	0.90	0-0-0	1/0	1.1	0	0	0	0	1	0	18
(3/15) at Ole Miss	0.77	0-0-0	1/0	1.2	2	0	0	0	1	0	30
(3/19) Maine	0.71	0-0-0	1/0	1.0	1	0	0	2	1	0	25
(3/24) Arkansas	0.69	0-0-0	1/0	0.1	2	0	0	0	0	0	8
(3/30) at Florida	0.56	0-0-0	1/0	3.0	3	0	0	0	1	0	32
(4/9) at Samford	0.47	1-0-0	1/1	3.0	1	0	0	1	1	0	30
(4/13) at Miss. St.	0.93	0-0-0	1/0	0.1	1	1	1	0	1	1	10
(4/16) at UAB	0.84	1-0-0	1/0	2.0	1	0	0	0	1	0	25
TOTALS	0.84	3-0-0	12/2	21.1	18	3	2	5	14	1	--

2018 SEASON TOTALS

OPPONENT	ERA	W-L-S	G/GS	IP	H	R	ER	BB	SO	HR	NP
(2/20) MTSU	0.00	0-0-0	1/1	2.0	1	0	0	0	2	0	27
(2/27) at Samford	0.00	1-0-0	1/1	2.0	1	0	0	1	4	0	36
(3/7) Southern Miss	0.00	0-0-0	1/1	3.0	1	0	0	1	2	0	40
(3/18) Georgia	1.00	0-0-0	1/1	2.0	1	1	1	2	4	0	49
(3/25) at Tennessee-2	0.75	0-1-0	1/1	3.0	3	2	0	2	4	0	49
(4/1) Kentucky	1.38	0-0-0	1/1	1.0	1	1	1	2	0	1	22
(4/7) at Missouri-2	1.17	0-0-0	1/1	2.1	2	0	0	1	3	0	44
(4/14) at Texas A&M	1.02	0-0-0	1/1	2.1	1	0	0	2	1	0	40
(4/21) Auburn-2	2.18	0-1-0	1/1	3.0	4	3	3	0	1	0	43
(4/29) at Arkansas	3.22	0-0-0	1/1	1.2	5	3	3	0	0	0	33
(5/6) Miss. State	2.84	0-0-0	1/1	3.0	0	0	0	1	0	0	39
(5/13) at LSU	3.21	0-1-0	1/1	2.2	3	2	2	1	2	1	40
(5/19) Ole Miss	3.60	0-0-0	1/1	2.0	3	2	2	1	1	0	42
TOTALS	3.60	1-3-0	13/13	30.0	26	14	12	14	24	2	--

2017 SEASON TOTALS

OPPONENT	ERA	W-L-S	G/GS	IP	H	R	ER	BB	SO	HR	NP
(2/25) Oral Roberts	0.00	0-0-0	1/0	1.0	1	0	0	0	1	0	12
(2/28) Jacksonville St.	0.00	0-0-0	1/1	3.2	4	0	0	0	3	0	51
(3/9) UAPB	1.93	0-0-0	1/1	4.2	4	2	2	0	4	0	63
(3/14) Eastern Illinois	1.04	1-0-0	1/1	8.0	2	0	0	2	2	0	105
(3/19) Missouri	0.86	0-1-0	1/0	3.2	2	3	0	2	4	0	58
(3/21) at UAB	0.74	1-0-0	1/0	3.1	2	0	0	0	2	0	28
(3/28) vs. Auburn	1.65	0-0-0	1/1	3.0	3	3	3	2	5	0	62
TOTALS	1.65	2-1-0	7/4	27.1	18	8	5	6	21	0	--

CAREER TOTALS

YEAR	ERA	W-L	APP/GS	SV	IP	H	R	ER	BB	SO	B/AVG
2017	1.65	2-1	7/4	0	27.1	18	8	5	6	21	.184
2018	3.60	1-3	13/13	0	30.0	26	14	12	14	24	.243
2019	0.84	3-0	12/2	0	21.1	18	3	2	5	14	.240
TOTALS	2.17	6-4	32/19	0	78.2	62	25	19	25	59	.221

#23 JEREMY RANDOLPH, RHP - GR.

MOST RECENT APP: SV, 1.0 IP, 1 H, 1 R/1 ER (4/16 at UAB)**IN SEC PLAY (2019):** 0-0, 2 SV (6 G), 3.10 ERA (4 ER/11.1 IP), 4 H, 4 R/4 ER, 12 K/8 BB**2019 SEASON TOTALS**

OPPONENT	ERA	W-L-S	G/GS	IP	H	R	ER	BB	SO	HR	NP
(2/16) Presbyterian-2	0.00	0-0-1	1/0	1.1	0	0	0	0	3	0	14
(2/24) Ball State	0.00	0-0-0	1/0	1.0	0	0	0	0	3	0	13
(2/26) UNA	0.00	0-0-0	1/0	1.0	0	0	0	1	3	0	16
(3/2) at USA-2	0.00	0-0-0	1/0	2.0	1	0	0	0	4	0	22
(3/5) UAB	0.00	0-0-1	1/0	1.0	0	0	0	0	2	0	14
(3/6) SDSU	0.00	0-0-0	1/0	3.1	2	0	0	1	5	0	43
(3/12) MTSU	0.00	0-0-1	1/0	1.0	1	0	0	0	1	0	19
(3/16) at Ole Miss	0.00	0-0-1	1/0	2.0	1	0	0	1	2	0	36
(3/24) Arkansas	0.00	0-0-0	1/0	1.0	0	0	0	0	1	0	10
(3/26) vs. Auburn	0.00	1-0-0	1/0	2.1	2	0	0	0	2	0	28
(3/31) at Florida	0.92	0-0-0	1/0	3.2	2	2	2	1	3	1	46
(4/5) South Carolina-2	0.79	0-0-1	1/0	3.0	0	0	0	2	4	0	39
(4/6) South Carolina	0.78	0-0-0	1/0	0.1	0	0	0	2	1	0	10
(4/14) at Miss. St.	1.48	0-0-0	1/0	1.1	1	2	2	2	1	0	32
(4/16) at UAB	1.78	0-0-1	1/0	1.0	1	1	1	0	0	1	6
TOTALS	1.78	1-0-6	15/0	25.1	11	5	5	10	35	2	--

CAREER TOTALS (at Alabama)

YEAR	ERA	W-L	APP/GS	SV	IP	H	R	ER	BB	SO	B/AVG
2019	1.78	1-0	15/0	6	25.1	11	5	5	10	35	.134
TOTALS	1.78	1-0	15/0	6	25.1	11	5	5	10	35	.134

#25 DYLAN SMITH, RHP - FR.

MOST RECENT APP: 1.0 IP, 1 H, 1 R/1 ER, 1 BB (4/13 at Mississippi State)**IN SEC PLAY (2019):** 0-0 (4 G), 15.43 ERA (8 ER/4.2 IP), 8 H, 8 R/8 ER, 4 K/5 BB**2019 SEASON TOTALS**

OPPONENT	ERA	W-L-S	G/GS	IP	H	R	ER	BB	SO	HR	NP
(2/18) Jacksonville St.	0.00	0-0-0	1/0	1.2	2	0	0	0	1	0	15
(2/22) Ball State	3.38	0-0-0	1/0	1.0	1	1	1	1	1	0	19
(3/6) SDSU	2.08	0-0-0	1/0	1.2	1	0	0	1	0	0	29
(3/8) NKU	1.69	0-0-0	1/0	1.0	0	0	0	0	1	0	7
(3/12) MTSU	1.23	0-0-0	1/0	2.0	1	0	0	0	0	0	25
(3/17) at Ole Miss	3.00	0-0-0	1/0	1.2	2	2	2	2	1	0	27
(3/22) Arkansas	4.50	0-0-0	1/0	1.0	3	2	2	0	2	1	20
(3/30) at Florida	6.55	0-0-0	1/0	1.0	2	3	3	2	1	1	28
(4/2) Troy	5.68	0-0-0	1/0	1.2	1	0	0	2	2	0	26
(4/9) at Samford	5.93	0-0-0	1/0	1.0	2	1	1	1	0	1	26
(4/16) at Miss. St.	6.14	0-0-0	1/0	1.0	1	1	1	1	0	1	13
TOTALS	6.14	0-0-0	11/0	14.2	16	10	10	9	10	3	--

CAREER TOTALS (at Alabama)

YEAR	ERA	W-L	APP/GS	SV	IP	H	R	ER	BB	SO	B/AVG
2019	6.14	0-0	11/0	0	14.2	16	10	10	9	10	.286
TOTALS	6.14	0-0	11/0	0	14.2	16	10	10	9	10	.286

#26 DYLAN OLIVER, LHP - JR.

MOST RECENT APP: 1.0 IP, 2 H, 1 R/0 ER, 2 BB (4/9 at Samford)**IN SEC PLAY (2019):** N/A**2019 SEASON TOTALS**

OPPONENT	ERA	W-L-S	G/GS	IP	H	R	ER	BB	SO	HR	NP
(2/18) Jacksonville St.	0.00	0-0-0	1/0	0.1	0	0	0	0	1	0	5
(3/8) NKU	0.00	0-0-0	1/0	1.0	0	0	0	0	1	0	10
(3/10) NKU	0.00	0-0-0	1/0	1.0	0	0	0	0	0	0	13
(3/19) Maine	0.00	0-0-0	1/0	1.0	2	0	0	0	1	0	21
(4/9) at Samford	0.00	0-0-0	1/0	1.0	2	1	0	2	0	0	21
TOTALS	0.00	0-0-0	5/0	4.1	4	1	0	2	3	0	--

CAREER TOTALS (at Alabama)

YEAR	ERA	W-L	APP/GS	SV	IP	H	R	ER	BB	SO	B/AVG
2019	0.00	0-0	5/0	0	4.1	4	1	0	2	3	.250
TOTALS	0.00	0-0	5/0	0	4.1	4	1	0	2	3	.250

PITCHING GAME-BY-GAME AND CAREER STATS

#27 CHASE LEE, RHP - R-FR.

MOST RECENT APP: 1.0 IP, 2 H (4/16 at UAB)

IN SEC PLAY (2019): 0-0 (5 G), 5.40 ERA (6 ER/10.0 IP), 7 R/6 ER, 10 H, 8 K/2 BB

2019 SEASON TOTALS

OPPONENT	ERA	W-L-S	G/GS	IP	H	R	ER	BB	SO	HR	NP
(2/15) Presbyterian	0.00	0-0-0	1/0	1.0	0	0	0	0	2	0	9
(2/23) Ball State	0.00	0-0-0	1/0	1.1	0	0	0	0	3	0	13
(2/27) UNA	0.00	1-0-0	1/0	1.2	0	0	0	0	2	0	25
(3/2) at USA-1	0.00	0-0-0	1/0	1.0	1	0	0	0	1	0	9
(3/5) UAB	0.00	0-0-0	1/0	1.0	1	0	0	0	1	0	14
(3/9) NKU	0.00	0-0-0	1/0	1.1	1	0	0	0	1	0	11
(3/16) at Ole Miss	0.00	0-0-0	1/0	2.1	2	1	0	0	0	0	37
(3/24) Arkansas	3.38	0-0-0	1/0	1.0	3	4	4	0	3	0	22
(3/26) vs. Auburn	3.86	0-0-0	1/0	1.0	2	1	1	0	1	0	12
(3/29) at Florida	3.29	0-0-0	1/0	2.0	1	0	0	1	1	0	35
(4/2) Troy	2.93	0-0-0	1/0	1.2	0	0	0	0	0	0	20
(4/6) South Carolina	3.06	0-0-0	1/0	2.1	2	1	1	1	2	0	29
(4/14) at Miss. St.	3.15	0-0-0	1/0	2.1	2	1	1	0	2	0	33
(4/16) at UAB	3.00	0-0-0	1/0	1.0	2	0	0	0	0	0	7
TOTALS	3.00	1-0-0	14/0	21.0	17	8	7	2	19	0	--

CAREER TOTALS

YEAR	ERA	W-L	APP/GS	SV	IP	H	R	ER	BB	SO	B/AVG
2019	3.00	1-0	14/0	0	21.0	17	8	7	2	19	.218
TOTALS	3.00	1-0	14/0	0	21.0	17	8	7	2	19	.218

#29 CONNOR SHAMBLIN, RHP - FR.

MOST RECENT APP: 1.0 IP, 3 K (4/16 at UAB)

AS A STARTER: 2-1 (4 GS), 6.17 ERA (8 ER/11.2 IP), 7 H, 8 R/7 ER, 13 K/8 BB

IN SEC PLAY (2019): 0-0 (3 G), 4.50 ERA (2 ER/4.0 IP), 3 H, 2 K/4 BB

2019 SEASON TOTALS

OPPONENT	ERA	W-L-S	G/GS	IP	H	R	ER	BB	SO	HR	NP
(2/16) Presbyterian-2	4.50	1-0-0	1/1	4.0	5	3	2	1	5	0	60
(2/24) Ball State	2.00	1-0-0	1/1	5.0	0	0	0	1	5	0	67
(3/2) at USA-1	2.79	0-0-0	1/1	0.2	1	1	1	3	0	0	28
(3/6) SDSU	2.53	0-0-0	1/0	1.0	2	1	0	1	0	0	16
(3/17) at Ole Miss	2.13	0-0-0	1/0	2.0	0	0	0	3	1	0	35
(3/22) Arkansas	1.98	0-0-0	1/0	1.0	0	0	0	1	1	0	18
(3/30) at Florida	3.07	0-0-0	1/0	1.0	3	2	2	0	0	0	18
(4/2) Troy	4.86	0-1-0	1/1	2.0	1	4	4	3	3	1	38
(4/9) at Samford	4.34	0-0-0	1/0	2.0	1	0	0	1	4	0	30
(4/16) at UAB	4.12	0-0-0	1/0	1.0	0	0	0	0	3	0	14
TOTALS	4.12	2-1-0	10/4	19.2	13	11	9	14	22	1	--

CAREER TOTALS

YEAR	ERA	W-L	APP/GS	SV	IP	H	R	ER	BB	SO	B/AVG
2019	4.12	2-1	10/4	0	19.2	13	11	9	14	22	.186
TOTALS	4.12	2-1	10/4	0	19.2	13	11	9	14	22	.186

#32 DEACON MEDDERS, RHP - JR.

MOST RECENT APP: 1.0 IP, 1 K/1 BB (4/14 at Mississippi State)

AS A STARTER (CAREER): 2-1 (6 GS), 4.44 ERA (12 ER/24.1 IP), 26 H, 15 R/12 ER, 19 K/12 BB

IN SEC PLAY (CAREER): 1-6, 4 SV (26 G/1 GS), 6.06 ERA (33 ER/49.0 IP), 55 H, 41 R/33 ER, 41 K/38 BB

2019 SEASON TOTALS

OPPONENT	ERA	W-L-S	G/GS	IP	H	R	ER	BB	SO	HR	NP
(2/16) Presbyterian-1	0.00	0-1-0	1/0	1.1	1	1	0	1	2	0	35
(2/22) Ball State	0.00	0-0-0	1/0	1.0	0	0	0	0	3	0	16
(2/26) UNA	0.00	0-0-0	1/0	1.0	0	0	0	1	3	0	18
(3/2) at USA-1	2.57	1-0-0	1/0	3.2	2	2	2	1	6	0	52
(3/6) SDSU	2.57	0-0-0	1/0	0.0	1	0	0	1	0	0	7
(3/10) NKU	2.25	0-0-0	1/0	1.0	0	0	0	0	1	0	8
(3/16) at Ole Miss	2.00	1-0-0	1/0	1.0	0	0	0	2	1	0	21
(3/19) Maine	1.80	0-0-0	1/0	1.0	0	0	0	1	3	0	19
(3/24) Arkansas	3.27	0-0-0	1/0	1.0	2	2	2	2	2	1	30
(3/26) vs. Auburn	3.86	0-0-0	1/0	0.2	0	1	1	1	1	0	16
(3/31) at Florida	3.65	0-0-0	1/0	0.2	1	0	0	0	1	0	12
(4/2) Troy	3.29	0-0-0	1/0	1.1	1	1	0	1	2	0	26
(4/6) South Carolina	3.24	0-1-0	1/0	3.0	0	1	1	1	4	0	44
(4/12) at Miss. St.	4.08	0-0-0	1/0	1.0	3	2	2	1	1	0	24
(4/14) at Miss. St.	3.86	0-0-0	1/0	1.0	0	0	0	1	1	0	14
TOTALS	3.86	2-2-0	15/0	18.2	11	10	8	14	31	1	--

2018 SEASON TOTALS

OPPONENT	ERA	W-L-S	G/GS	IP	H	R	ER	BB	SO	HR	NP
(2/20) MTSU	0.00	0-0-0	1/0	1.0	0	0	0	0	0	0	9
(2/23) Wash. State-2	0.00	0-0-1	1/0	3.0	1	0	0	0	3	0	26
(2/27) at Samford	1.35	0-0-0	1/0	2.2	2	1	1	1	2	0	37
(3/4) at Oklahoma	1.17	0-0-0	1/0	1.0	1	0	0	0	1	0	17
(3/7) Southern Miss	0.93	0-0-0	1/0	2.0	1	0	0	1	2	0	27
(3/9) N.M. State-2	0.71	0-0-1	1/0	3.0	0	0	0	3	2	0	42
(3/16) Georgia	0.57	0-0-0	1/0	3.0	2	1	0	1	4	0	67
(3/23) at Tennessee	0.52	0-1-0	1/0	1.2	0	1	0	6	1	0	59
(3/30) Kentucky	0.47	0-0-1	1/0	2.0	1	0	0	0	3	0	19
(3/31) Kentucky	0.45	0-0-1	1/0	0.2	0	0	0	1	1	0	10
(4/6) at Missouri	0.41	0-0-1	1/0	2.0	3	0	0	0	1	0	22
(4/7) at Missouri-2	0.39	0-0-1	1/0	1.1	1	0	0	0	1	0	15
(4/14) at Texas A&M	0.33	0-1-0	1/0	4.1	4	1	0	4	1	0	68
(4/21) Auburn-2	1.80	0-0-0	1/0	2.1	6	6	5	3	0	0	61
(4/29) at Arkansas	1.93	0-0-0	1/0	2.2	3	1	1	3	3	0	57
(5/4) Miss. State	2.34	0-1-0	1/0	2.0	2	2	2	0	3	1	40
(5/6) Miss. State	2.21	0-0-0	1/0	2.0	1	0	0	0	1	0	18
(5/11) at LSU	3.13	0-1-0	1/0	0.2	1	5	4	3	0	0	29
(5/13) at LSU	3.79	0-0-0	1/0	0.2	3	3	3	0	0	0	14
(5/19) Ole Miss	3.69	0-0-0	1/0	1.0	0	0	0	1	1	0	13
TOTALS	3.69	0-4-6	20/0	39.0	32	21	16	27	30	1	--

2017 SEASON TOTALS

OPPONENT	ERA	W-L-S	G/GS	IP	H	R	ER	BB	SO	HR	NP
(2/24) Oral Roberts	0.00	0-0-0	1/0	1.0	1	0	0	0	1	0	15
(2/28) Jacksonville St.	0.00	0-0-0	1/0	0.1	0	0	0	2	1	0	16
(3/12) UAPB-1	0.00	0-0-0	1/0	1.0	0	0	0	0	1	0	9
(3/15) Samford	3.38	0-0-0	1/0	0.1	1	1	1	0	0	0	2
(3/21) at UAB	1.35	0-0-0	1/1	4.0	3	0	0	2	3	0	53
(3/31) Arkansas	0.87	0-0-0	1/0	3.2	5	1	0	0	4	0	46
(4/4) at Troy	1.84	0-0-0	1/1	4.1	5	5	2	2	5	0	83
(4/9) at Ole Miss	2.95	0-0-0	1/0	3.2	5	3	3	2	1	1	59
(4/13) Texas A&M	2.53	0-0-0	1/0	3.0	2	2	0	3	5	0	68
(4/18) Alcorn State	2.39	1-0-0	1/1	5.0	4	1	1	1	4	0	68
(4/21) at Miss. St.-2	3.08	0-0-0	1/0	0.0	2	2	2	0	0	1	4
(4/25) Jacksonville St.	3.49	0-0-0	1/1	2.0	3	2	2	3	3	1	53
(5/7) at Auburn	3.60	0-0-0	1/0	1.2	0	1	1	2	1	0	24
(5/10) Grambling	3.00	1-0-0	1/1	6.0	3	0	0	2	4	0	97
(5/18) at Vanderbilt	4.38	0-1-0	1/1	3.0	8	7	7	2	0	0	69
TOTALS	4.38	2-1-0	15/6	39.0	42	25	19	21	33	3	--

CAREER TOTALS

YEAR	ERA	W-L	APP/GS	SV	IP	H	R	ER	BB	SO	B/AVG
2017	4.38	2-1	15/6	0	39.0	42	25	19	21	33	.278
2018	3.69	0-4	20/0	6	39.0	32	21	16	27	30	.227
2019	3.86	2-2	15/0	0	18.2	11	10	8	14	31	.159
TOTALS	4.00	4-7	50/6	6	96.2	85	56	43	62	94	.235

PITCHING GAME-BY-GAME AND CAREER STATS

#33 KYLE CAMERON, RHP - R-JR.

MOST RECENT APP: 1.0 IP, 2 H (4/13 at Mississippi State)

AS A STARTER (CAREER): 0-1 (1 GS), 13.50 ERA (6 ER/4.0 IP), 7 H, 6 R/6 ER, 2 K/2 BB

IN SEC PLAY (CAREER): 2-3 (21 G), 8.92 ERA (37 ER/37.1 IP), 57 H, 41 R/37 ER, 14 K/14 BB

2019 SEASON TOTALS

OPPONENT	ERA	W-L-S	G/GS	IP	H	R	ER	BB	SO	HR	NP
(2/18) Jacksonville St.	0.00	1-0-0	1/0	2.0	0	0	0	0	3	0	25
(2/26) UNA	0.00	0-0-0	1/0	2.0	0	0	0	0	1	3	0
(3/2) at USA-2	1.35	0-0-0	1/0	2.2	4	1	1	0	2	0	38
(3/5) UAB	2.35	0-0-0	1/0	1.0	1	1	1	0	0	0	13
(3/6) SDSU	1.86	1-0-0	1/0	2.0	1	0	0	0	0	0	19
(3/12) MTSU	1.69	0-0-0	1/0	1.0	1	0	0	0	0	0	7
(3/15) at Ole Miss	1.64	0-0-0	1/0	0.1	0	0	0	0	0	0	6
(3/17) at Ole Miss	3.97	0-0-0	1/0	0.1	2	3	3	1	0	0	23
(3/24) Arkansas	5.11	0-0-0	1/0	1.0	3	2	2	0	0	0	22
(3/26) vs. Auburn	4.85	0-0-0	1/0	0.2	0	0	0	0	0	0	5
(3/31) at Florida	6.08	0-0-0	1/0	0.1	3	2	2	0	0	0	12
(4/6) South Carolina	5.93	0-0-0	1/0	0.1	0	0	0	0	0	0	4
(4/13) at Miss. St.	5.52	0-0-0	1/0	1.0	2	0	0	0	0	0	12
TOTALS	5.52	2-0-0	13/0	14.2	17	9	9	2	8	0	--

2018 SEASON TOTALS

OPPONENT	ERA	W-L-S	G/GS	IP	H	R	ER	BB	SO	HR	NP
(2/17) Valparaiso	0.00	0-0-0	1/0	2.2	4	0	0	0	2	0	46
(2/23) Wash. State-1	0.00	0-0-0	1/0	2.1	2	0	0	0	1	0	34
(3/2) at Oklahoma	0.00	0-1-0	1/0	2.1	2	1	0	1	2	0	40
(3/9) N.M. State-1	0.90	0-0-0	1/0	2.2	3	1	1	1	2	0	44
(3/18) Georgia	0.64	0-0-0	1/0	4.0	3	2	0	0	1	1	50
(3/25) at Tennessee-2	1.06	0-0-0	1/0	3.0	4	1	1	0	2	0	47
(4/1) Kentucky	1.27	0-0-0	1/0	4.1	6	1	1	0	2	0	78
(4/7) at Missouri-2	1.37	1-0-0	1/0	5.0	3	1	1	1	3	0	53
(4/14) at Texas A&M	1.57	0-0-0	1/0	2.1	4	2	1	1	1	0	45
(4/21) Auburn-2	3.10	0-0-0	1/0	0.1	5	5	5	0	0	1	17
(4/24) Troy	2.90	0-0-1	1/0	2.0	1	0	0	1	1	0	30
(4/29) at Arkansas	3.74	0-0-0	1/0	2.2	4	4	4	2	1	1	63
(5/6) Miss. State	4.71	0-1-0	1/0	2.2	5	5	5	1	0	1	44
(5/13) at LSU	4.42	0-0-0	1/0	2.1	2	0	0	0	0	0	21
(5/19) Ole Miss	5.31	0-1-0	1/0	0.1	4	4	4	1	0	1	24
TOTALS	5.31	1-3-1	15/0	39.0	52	27	23	9	18	5	--

2017 SEASON TOTALS

OPPONENT	ERA	W-L-S	G/GS	IP	H	R	ER	BB	SO	HR	NP
(2/22) Southern Miss	13.50	0-0-0	1/0	0.2	2	1	1	0	0	0	10
(2/24) Oral Roberts	9.00	0-0-0	1/0	1.1	1	1	1	2	2	0	31
TOTALS	9.00	0-0-0	2/0	2.0	3	2	2	2	2	0	--

2016 SEASON TOTALS

OPPONENT	ERA	W-L-S	G/GS	IP	H	R	ER	BB	SO	HR	NP
(2/20) Maryland	10.80	0-0-0	1/0	1.2	1	2	2	1	0	0	32
(2/28) North Dakota	6.00	0-0-0	1/0	1.1	1	0	0	0	2	0	19
(3/6) vs. Brown	3.00	1-0-0	1/0	3.0	1	0	0	1	3	0	42
(3/11) Houston	2.08	0-0-0	1/0	2.2	0	0	0	0	0	0	26
(3/13) Houston	3.00	0-0-0	1/0	0.1	1	2	1	1	1	0	15
(3/20) at LSU	5.25	0-1-0	1/0	3.0	6	5	4	1	1	0	57
(3/26) Tennessee-1	4.72	1-0-0	1/0	1.1	0	0	0	1	1	0	22
(3/31) at Georgia	6.43	0-0-0	1/0	0.2	0	3	3	3	1	0	--
(4/5) Alcorn State-1	7.88	0-0-0	1/0	2.0	4	4	4	1	2	0	42
(4/20) USA	9.00	0-1-0	1/1	4.0	7	6	6	2	2	0	62
(4/26) at Samford	7.94	0-0-0	1/0	2.2	2	0	0	1	2	0	40
(5/8) Auburn	7.71	0-0-0	1/0	0.2	1	0	0	0	0	0	10
(5/21) USC	7.66	0-0-0	1/0	1.1	0	1	1	2	1	0	32
TOTALS	7.66	2-2-0	13/1	24.2	24	23	21	14	16	0	--

CAREER TOTALS

YEAR	ERA	W-L	APP/GS	SV	IP	H	R	ER	BB	SO	B/AVG
2016	7.66	2-2	13/1	0	24.2	24	23	21	14	16	.250
2017	9.00	0-0	2/0	0	2.0	3	2	2	2	2	.375
2018	5.31	1-3	15/0	1	39.0	52	27	23	9	18	.323
2019	5.52	2-0	13/0	0	14.2	17	9	9	2	8	.298
TOTALS	6.16	5-5	43/1	1	80.1	96	61	55	27	44	.298

#34 JACOB McNAIRY, RHP - FR.

MOST RECENT APP: 0.2 IP, 2 H, 2 R/2 ER, 2 BB (4/14 at Mississippi State)

IN SEC PLAY (2019): 0-0 (1 G), 27.00 ERA (2 ER/0.2 IP), 2 H, 2 R/2 ER, 2 BB

2019 SEASON TOTALS

OPPONENT	ERA	W-L-S	G/GS	IP	H	R	ER	BB	SO	HR	NP
(2/16) Presbyterian-1	4.50	0-0-0	1/0	2.0	3	1	1	2	0	0	30
(2/23) Ball State	10.12	0-0-0	1/0	0.2	3	2	2	0	0	0	13
(2/27) UNA	5.79	0-0-1	1/0	2.0	1	0	0	0	1	0	19
(3/2) at USA-1	6.35	0-0-0	1/0	1.0	2	1	1	1	1	0	22
(3/6) SDSU	9.95	0-0-0	1/0	0.2	3	3	3	0	0	0	18
(4/9) at Samford	7.56	0-0-0	1/0	2.0	1	0	0	0	1	0	28
(4/14) at Miss. St.	9.00	0-0-0	1/0	0.2	2	2	2	2	0	0	21
TOTALS	9.00	0-0-1	7/0	9.0	15	9	9	5	3	0	--

CAREER TOTALS

YEAR	ERA	W-L	APP/GS	SV	IP	H	R	ER	BB	SO	B/AVG
2019	9.00	0-0	7/0	1	9.0	15	9	9	5	3	.375
TOTALS	9.00	0-0	7/0	1	9.0	15	9	9	5	3	.375

#40 BROCK GUFFEY, LHP - SO.

MOST RECENT APP: 1.0 IP, 3 H, 2 R/2 ER, 1 K (4/14 at Mississippi State)

IN SEC PLAY (CAREER): 0-2 (16 G), 3.38 ERA (8 ER/21.1 IP), 19 H, 10 R/8 ER, 10 K/7 BB

2019 SEASON TOTALS

OPPONENT	ERA	W-L-S	G/GS	IP	H	R	ER	BB	SO	HR	NP
(2/18) Jacksonville St.	4.50	0-0-0	1/0	2.0	2	1	1	0	1	0	32
(2/26) UNA	3.00	0-0-0	1/0	1.0	1	0	0	0	2	0	14
(3/16) at Ole Miss	2.45	0-0-0	1/0	0.2	0	0	0	1	0	0	9
(3/19) Maine	1.93	0-0-0	1/0	1.0	1	0	0	0	3	0	15
(3/23) Arkansas	1.23	0-0-0	1/0	2.2	2	0	0	0	2	0	42
(3/26) vs. Auburn	1.17	0-0-0	1/0	0.1	1	1	0	1	0	0	14
(3/31) at Florida	0.96	0-0-0	1/0	1.2	0	0	0	0	0	0	11
(4/6) South Carolina	0.93	0-0-0	1/0	0.1	0	0	0	0	0	0	5
(4/14) at Miss. St.	2.53	0-0-0	1/0	1.0	3	2	2	0	1	1	22
TOTALS	2.53	0-0-0	9/0	10.2	10	4	3	2	9	1	--

2018 SEASON TOTALS

OPPONENT	ERA	W-L-S	G/GS	IP	H	R	ER	BB	SO	HR	NP
(2/18) Valparaiso	0.00	0-0-1	1/0	1.2	0	0	0	0	3	0	23
(2/24) Wash. State	0.00	1-0-0	1/0	2.1	1	0	0	1	3	0	32
(3/3) at Oklahoma	2.70	0-0-0	1/0	2.2	4	2	2	1	2	1	57
(3/9) N.M. State-2	2.45	0-0-0	1/0	0.2	1	0	0	0	1	0	16
(3/13) Alabama A&M	2.16	0-0-0	1/0	1.0	0	0	0	0	1	0	14
(3/17) Georgia	1.93	0-0-0	1/0	1.0	1	0	0	0	0	0	15
(3/20) at UAB	2.53	0-0-0	1/0	1.1	3	1	1	0	0	0	27
(3/27) vs. Auburn	2.25	0-0-0	1/0	1.1	0	0	0	0	1	0	16
(3/30) Kentucky	2.03	0-0-0	1/0	1.1	0	0	0	0	0	0	19
(4/1) Kentucky	2.51	0-1-0	1/0	1.0	1	2	1	0	1	1	25
(4/7) at Missouri-2	2.45	0-0-0	1/0	0.1	0	0	0	0	1	0	3
(4/13) at Texas A&M	2.25	0-0-0	1/0	1.1	1	1	0	1	1	0	41
(4/17) Samford	2.65	0-0-0	1/0	1.0	2	2	1	0	1	0	18
(4/21) Auburn-2	2.41	0-0-0	1/0	1.2	2	0	0	2	1	0	42
(4/24) Troy	2.18	0-0-0	1/0	2.0	1	0	0	1	2	0	37
(4/28) at Arkansas	3.74	0-1-0	1/0	1.0	2	4	4	3	1	0	36
(5/5) Miss. State	3.75	0-0-0	1/0	2.1	4	1	1	0	1	1	31
(5/8) Jacksonville St.	4.21	0-0-0	1/0	1.2	2	2	2	1	3	0	36
(5/12) at LSU	4.05	0-0-0	1/0	1.0	1	0	0	0	0	0	18
(5/17) Ole Miss	3.77	0-0-0	1/0	2.0	1	0	0	0	1	0	24
(5/19) Ole Miss	3.64	0-0-0	1/0	1.0	1	0	0	0	0	0	15
TOTALS	3.64	1-2-1	21/0	29.2	28	15	12	10	24	3	--

CAREER TOTALS

YEAR	ERA	W-L	APP/GS	SV	IP	H	R	ER	BB	SO	B/AVG
2018	3.64	1-2	21/0	1	29.2	28	15	12	10	24	.246
2019	2.53	0-0	9/0	0	10.2	10	4	3	2	9	.244
TOTALS	3.35	1-2	30/0	1	40.1	38	19	15	12	33	.245

PITCHING GAME-BY-GAME AND CAREER STATS

#44 DAVIS VAINER, RHP - R-JR.

MOST RECENT APP: 1.2 IP, 3 H, 4 R/4 ER, 2 K/2 BB (4/13 at Mississippi State)

AS A STARTER (CAREER): 0-0 (1 APP), 0.00 ERA (0 ER/1.0 IP), 1 K

IN SEC PLAY (CAREER): 0-3, 2 SV (26 G), 7.60 ERA (29 ER/34.1 IP), 40 H, 33 R/29 ER, 43 K/37 BB

2019 SEASON TOTALS

OPPONENT	ERA	W-L-S	G/GS	IP	H	R	ER	BB	SO	HR	NP
(2/18) Jacksonville St.	0.00	0-0-0	1/0	2.0	0	0	0	2	3	0	36
(2/27) UNA	0.00	0-0-0	1/0	2.0	2	0	0	0	3	0	32
(3/5) UAB	0.00	0-0-0	1/0	2.0	0	0	0	0	4	0	27
(3/9) NKU	0.00	0-0-0	1/0	1.0	0	0	0	0	1	0	14
(3/12) MTSU	0.00	1-0-0	1/0	2.0	0	0	0	0	3	0	30
(3/16) at Ole Miss	0.00	0-0-0	1/0	1.1	0	0	0	1	0	0	23
(3/24) Arkansas	0.00	0-0-0	1/0	2.2	1	0	0	1	2	0	39
(3/26) vs. Auburn	0.00	0-0-0	1/0	0.1	1	0	0	2	0	0	14
(4/2) Troy	0.00	0-0-0	1/0	2.0	0	0	0	1	6	0	36
(4/6) South Carolina	0.00	0-0-0	1/0	1.0	0	0	0	1	2	0	20
(4/13) at Miss. St.	2.00	0-0-0	1/0	1.2	3	4	4	2	2	1	34
TOTALS	2.00	1-0-0	11/0	18.0	7	4	4	10	26	1	--

2018 SEASON TOTALS

OPPONENT	ERA	W-L-S	G/GS	IP	H	R	ER	BB	SO	HR	NP
(2/18) Valparaiso	0.00	1-0-0	1/0	3.2	2	0	0	1	4	0	56
(2/24) Wash. State	4.15	0-0-0	1/0	0.2	1	2	2	2	1	0	28
(2/28) Alabama St.	2.70	0-0-0	1/0	2.1	2	0	0	2	3	0	45
(3/4) at Oklahoma	2.08	0-0-0	1/0	2.0	1	0	0	1	2	0	29
(3/10) N.M. State	2.13	1-0-0	1/0	4.0	3	1	1	1	3	0	56
(3/14) Alabama A&M	1.98	0-0-0	1/1	1.0	1	0	0	0	1	0	13
(3/18) Georgia	3.45	0-1-0	1/0	2.0	2	3	3	2	2	0	40
(3/23) at Tennessee	3.24	0-0-0	1/0	1.0	1	0	0	1	1	0	22
(3/27) vs. Auburn	3.57	0-0-0	1/0	1.0	2	1	1	0	1	1	17
(4/1) Kentucky	3.54	0-0-0	1/0	2.2	4	1	1	1	4	0	42
(4/10) UAB	3.38	0-0-0	1/0	1.0	0	0	0	0	2	0	9
(4/12) at Texas A&M	4.09	0-0-0	1/0	0.2	3	2	2	1	2	0	26
(4/17) Samford	3.60	0-0-0	1/0	3.0	0	0	0	1	5	0	27
(4/20) Auburn	4.78	0-0-0	1/0	1.1	4	7	4	3	1	1	46
(4/24) Troy	4.61	0-0-0	1/0	1.0	0	0	0	0	1	0	16
(4/28) at Arkansas	4.61	0-0-0	1/0	0.0	0	0	0	1	0	0	4
(5/6) Miss. State	4.76	0-0-0	1/0	1.0	0	1	1	1	1	0	18
(5/8) Jacksonville St.	4.45	0-0-0	1/0	2.0	1	0	0	0	5	0	28
(5/13) at LSU	4.45	0-0-0	1/0	2.0	1	1	1	0	1	0	21
(5/17) Ole Miss	4.28	0-0-0	1/0	1.1	0	0	0	1	0	0	17
(5/19) Ole Miss	4.46	0-0-0	1/0	0.2	2	1	1	1	0	0	17
TOTALS	4.46	2-1-0	21/1	34.1	30	20	17	20	40	2	--

2017 SEASON TOTALS

OPPONENT	ERA	W-L-S	G/GS	IP	H	R	ER	BB	SO	HR	NP
(2/19) Presbyterian	0.00	0-0-0	1/0	1.0	0	0	0	0	2	0	7
(2/22) Southern Miss	0.00	0-0-1	1/0	3.0	1	0	0	0	4	0	32
(2/25) Oral Roberts	0.00	0-0-0	1/0	1.2	0	0	0	1	3	0	28
(2/26) Oral Roberts	0.00	0-0-0	1/0	0.1	1	0	0	0	0	0	3
(2/28) Jacksonville St.	1.23	0-1-0	1/0	1.1	1	1	1	2	3	0	29
(3/5) ULM	1.00	0-0-0	1/0	1.2	0	0	0	2	1	0	19
(3/9) UAPB	0.96	0-0-1	1/0	0.1	0	0	0	0	1	0	5
(3/15) Samford	0.82	0-0-0	1/0	1.2	0	0	0	0	1	0	11
(3/18) Missouri	1.59	0-0-0	1/0	0.1	1	1	1	3	1	0	22
(3/21) at UAB	1.38	0-0-1	1/0	1.2	1	0	0	0	3	0	21
(3/25) at USC	2.51	0-1-0	1/0	1.1	2	2	2	4	3	0	47
(4/1) Arkansas	2.40	0-0-0	1/0	0.2	0	0	0	1	2	0	16
(4/2) Arkansas	2.93	0-0-0	1/0	0.1	1	1	1	2	1	0	17
(4/9) at Ole Miss	3.45	0-0-0	1/0	0.1	0	1	1	1	0	0	10
(4/11) UAB	3.24	0-0-0	1/0	1.0	0	0	0	1	1	0	21
(4/13) Teas A&M	3.06	0-0-0	1/0	1.0	1	0	0	0	1	0	14
(4/21) at Miss. St.-2	3.38	0-0-0	1/0	3.2	5	3	2	0	5	0	68
(4/25) Jacksonville St.	4.22	0-0-0	1/0	0.0	2	2	2	0	0	0	5
(4/29) LSU	4.01	0-1-0	1/0	3.1	3	1	1	4	5	0	58
(5/6) at Auburn-1	3.96	0-0-1	1/0	0.1	0	0	0	0	1	0	5
(5/6) at Auburn-2	4.00	0-0-1	1/0	2.0	3	1	1	2	4	0	50
(5/13) Florida	4.55	0-0-0	1/0	0.2	2	2	2	2	1	0	21
(5/20) at Vanderbilt	4.71	0-0-0	1/0	1.0	1	1	1	1	1	0	20
TOTALS	4.71	0-3-5	23/0	28.2	25	17	15	26	44	0	--

CAREER TOTALS

YEAR	ERA	W-L	APP/GS	SV	IP	H	R	ER	BB	SO	B/AVG
2016											
			REDSHIRTED DURING HIS FIRST SEASON AT UA								
2017	4.71	0-3	23/0	5	28.2	25	17	15	26	44	.236
2018	4.46	2-1	21/1	0	34.1	30	20	17	20	40	.236
2019	2.00	1-0	11/0	0	18.0	7	4	4	10	26	.117
TOTALS	4.00	3-4	55/1	5	81.0	62	41	36	56	110	.212

2019 PLAYER BIOS

#1 DANIEL CARINCI, INF - FR.

LAST GAME (at UAB): DNP**LAST 10 GAMES:** 3 G/1 GS - .000 (0-4), RBI, R, HBP**CURRENT STREAK:** N/A

- Came in as a pinch-hitter at State, going 0-for-1
- Entered off the bench at Samford and tallied one run scored and a hit-by-pitch

CAREER TOTALS

YEAR	GP-GS	AVG	AB	R	H	2B	3B	HR	RBI	BB	SO	SB-A
2019	11-2	.188	16	2	3	0	0	0	1	0	4	0-0

CAREER SEC TOTALS

YEAR	GP-GS	AVG	AB	R	H	2B	3B	HR	RBI	BB	SO	SB-A
2019	2-0	.000	2	0	0	0	0	0	0	0	0	0-0

2019 SEASON HIGHS

Hits	1	3x, last vs. Northern Kentucky (3/10)
Doubles	N/A	N/A
Triples	N/A	N/A
Home Runs	N/A	N/A
RBI	1	vs. Troy (4/2)
Runs	1	2x, last at Samford (4/9)
Walks	N/A	N/A
Stolen Bases	N/A	N/A

CAREER HIGHS

Hits	1	3x, last vs. Northern Kentucky (3/10/19)
Doubles	N/A	N/A
Triples	N/A	N/A
Home Runs	N/A	N/A
RBI	1	vs. Troy (4/2)
Runs	1	2x, last at Samford (4/9/19)
Walks	N/A	N/A
Stolen Bases	N/A	N/A

#2 JOHN TROUSDALE, INF - JR.

LAST GAME (at UAB): DNP**LAST 10 GAMES:** 7 G/4 GS - .200 (3-15), HR, 3 RBI, 2 R, 3 BB**CURRENT STREAK:** N/A

- Played in two games with one start in Starkville, finishing 1-for-3 with a run and a walk
- Appeared as a pinch-hitter and remained in the game at 3B at Samford, finishing 0-for-1

CAREER TOTALS

YEAR	GP-GS	AVG	AB	R	H	2B	3B	HR	RBI	BB	SO	SB-A
2017	24-1	.160	25	2	4	0	0	1	4	2	4	0-0
2018	34-21	.214	98	15	21	10	1	2	10	11	21	0-0
2019	28-17	.221	68	14	15	2	1	1	8	12	13	0-0
TOTALS	86-39	.209	191	31	40	12	2	4	22	25	38	0-0

CAREER SEC TOTALS

YEAR	GP-GS	AVG	AB	R	H	2B	3B	HR	RBI	BB	SO	SB-A
2017	12-0	.100	10	0	1	0	0	0	0	2	3	0-0
2018	18-14	.153	59	9	9	3	1	2	4	7	17	0-0
2019	11-7	.160	25	3	4	0	0	0	2	5	8	0-0
TOTALS	41-21	.149	94	12	14	3	1	2	6	14	28	0-0

2019 SEASON HIGHS

Hits	2	4x, last vs. Troy (4/2)
Doubles	1	2x, last vs. Middle Tennessee (3/12)
Triples	1	vs. Northern Kentucky (3/9)
Home Runs	1	vs. Troy (4/2)
RBI	2	2x, last vs. Troy (4/2)
Runs	1	14x, last at Mississippi State (4/14)
Walks	1	12x, last at Mississippi State (4/14)
Stolen Bases	N/A	N/A

CAREER HIGHS

Hits	3	at LSU (5/13/18)
Doubles	2	2x, last at LSU (5/11/18)
Triples	1	2x, last vs. Northern Kentucky (3/9/19)
Home Runs	1	4x, last vs. Troy (4/2/19)
RBI	4	vs. Grambling (5/10/17)
Runs	2	3x, last at LSU (5/11)
Walks	1	25x, last at Mississippi State (4/14/19)
Stolen Bases	N/A	N/A

#4 JOE BREAUX, OF - SR.

LAST GAME (at UAB): 1 G/1 GS - .000 (0-4)**LAST 10 GAMES:** 9 G/9 GS - .182 (6-33), 2 2B, RBI, 4 R, 4 BB, HBP**CURRENT STREAK:** N/A

- Reached base in his first 17 games played to start the 2019 campaign from Feb. 15-March 12
- Ranks second on the team in doubles with 11, a total that ties for 15th in the SEC
- Finished 0-for-4 in the Tuesday pairing with UAB
- Started the first two games at State, drawing a pair of walks against the Bulldogs

CAREER TOTALS (at Alabama)

YEAR	GP-GS	AVG	AB	R	H	2B	3B	HR	RBI	BB	SO	SB-A
2018	47-46	.247	162	34	40	9	2	2	19	32	44	7-8
2019	36-36	.261	138	22	36	11	2	2	20	20	31	3-5
TOTALS	83-82	.253	300	56	76	20	4	4	39	52	75	10-13

CAREER SEC TOTALS (at Alabama)

YEAR	GP-GS	AVG	AB	R	H	2B	3B	HR	RBI	BB	SO	SB-A
2018	28-28	.280	100	17	28	5	1	2	11	17	29	5-5
2019	14-14	.196	51	4	10	1	0	1	4	8	18	0-1
TOTALS	42-42	.252	151	21	38	6	1	3	15	25	47	5-6

2019 SEASON HIGHS

Hits	3	4x, last vs. UAB (3/5)
Doubles	1	11x, last at Samford (4/9)
Triples	1	vs. UAB (3/5)
Home Runs	1	2x, last at Ole Miss (3/16)
RBI	4	vs. Maine (3/19)
Runs	2	4x, last at Samford (4/9)
Walks	2	4x, last vs. Auburn (3/26)
Stolen Bases	1	3x, last vs. Auburn (3/26)

CAREER HIGHS

Hits	3	4x, last vs. UAB (3/5/19)
Doubles	2	vs. Valparaiso (2/18/18)
Triples	1	3x, last vs. UAB (3/5/19)
Home Runs	1	4x, last at Ole Miss (3/16/19)
RBI	4	vs. Maine (3/19/19)
Runs	2	11x, last at Samford (4/9/19)
Walks	5	vs. Washington State - GM 2 (2/23/18)
Stolen Bases	2	at LSU (5/12)

#5 TYLER RAS, RHP/OF - FR.

LAST GAME (at UAB): Starting Pitcher**LAST 10 GAMES:** 4 G/1 GS - .250 (2-8), HR, 3 RBI, R**CURRENT STREAK:** N/A

- Appeared in two games with one start at Mississippi State, going 1-for-5 with an RBI

CAREER TOTALS

YEAR	GP-GS	AVG	AB	R	H	2B	3B	HR	RBI	BB	SO	SB-A
2019	10-2	.167	18	2	3	1	0	1	4	1	6	0-0

CAREER SEC TOTALS

YEAR	GP-GS	AVG	AB	R	H	2B	3B	HR	RBI	BB	SO	SB-A
2019	4-1	.143	7	0	1	0	0	0	1	0	1	0-0

2019 SEASON HIGHS

Hits	1	3x, last at Mississippi State (4/13)
Doubles	1	vs. Presbyterian - GM 2 (2/16)
Triples	N/A	N/A
Home Runs	1	at Samford (4/9)
RBI	2	at Samford (4/9)
Runs	1	2x, last at Samford (4/9)
Walks	1	vs. Presbyterian - GM 2 (2/16)
Stolen Bases	N/A	N/A

CAREER HIGHS

Hits	1	3x, last at Mississippi State (4/13/19)
Doubles	1	vs. Presbyterian - GM 2 (2/16/19)
Triples	N/A	N/A
Home Runs	1	at Samford (4/9/19)
RBI	2	at Samford (4/9/19)
Runs	1	2x, last at Samford (4/9/19)
Walks	1	vs. Presbyterian - GM 2 (2/16/19)
Stolen Bases	N/A	N/A

#7 BRETT AUERBACH, C/INF - JR.

LAST GAME (at UAB): 1 G/1 GS - .250 (1-4)**LAST 10 GAMES:** 10 G/10 GS - .205 (8-39), 2 2B, HR, 7 RBI, 4 R, 3 BB**CURRENT STREAK:** N/A

- Registered a seven-game hitting streak from March 1-9, batting .379 (11-29) with three doubles, seven RBI, six runs, four walks and three stolen bases in as many attempts across that stretch
- Matched the UA all-time record for hits in a game with a 5-for-5 performance against NKU on March 8, the 32nd five-hit game in program history
- Finished 1-for-4 and added a sac bunt at UAB on Tuesday evening
- Recorded a double on the weekend at Mississippi State

CAREER TOTALS (at Alabama)

YEAR	GP-GS	AVG	AB	R	H	2B	3B	HR	RBI	BB	SO	SB-A
2019	37-36	.228	145	22	33	9	0	1	20	16	30	4-5

CAREER SEC TOTALS (at Alabama)

YEAR	GP-GS	AVG	AB	R	H	2B	3B	HR	RBI	BB	SO	SB-A
2019	14-14	.145	55	3	8	3	0	0	4	3	11	0-1

2019 SEASON HIGHS

Hits	5	vs. Northern Kentucky (3/8)
Doubles	2	vs. Northern Kentucky (3/8)
Triples	N/A	N/A
Home Runs	1	at Samford (4/9)
RBI	4	at Samford (4/9)
Runs	2	5x, last at Samford (4/9)
Walks	2	3x, last vs. Northern Kentucky (3/9)
Stolen Bases	2	at South Alabama - GM 2 (3/2)

CAREER HIGHS (at Alabama)

Hits	5	vs. Northern Kentucky (3/8/19)
Doubles	2	vs. Northern Kentucky (3/8/19)
Triples	N/A	N/A
Home Runs	1	at Samford (4/9/19)
RBI	4	at Samford (4/9/19)
Runs	2	5x, last at Samford (4/9/19)
Walks	2	3x, last vs. Northern Kentucky (3/9/19)
Stolen Bases	2	at South Alabama - GM 2 (3/2/19)

2019 PLAYER BIOS

#8 MORGAN McCULLOUGH, INF - JR.

LAST GAME (at UAB): 1 G/1 GS - .000 (0-2), 3 BB**LAST 10 GAMES:** 9 G/9 GS - .286 (10-35), HR, 6 RBI, 5 R, 6 BB, 2-4 SB**CURRENT STREAK:** 10 G reached base (dates back to March 30)

- Tied for the team lead in walks with 28, a total that is tied for sixth in the SEC
- Totaled 10 doubles, ranking third on the team
- Ranks third on UA in hits (40) and runs scored (23)
- Reached base safely in the first 25 games he played during the 2019 season (ended March 29) and has gotten aboard in 35 of 36 starts this season
- Notched a six-game hitting streak from March 30-April 9 and batted .400 (10-25) with a home run, five RBI, five runs scored, a walk, a hit-by-pitch and a pair of stolen bases across that stretch
- Recorded an 11-game hitting streak to start the season from Feb. 15-March 2, batting .349 (15-43) with three 2B, 3B, eight RBI, 10 runs, eight BB and a perfect 2-for-2 on SB during that time
- Finished 0-for-2 but recorded a season-high tying three walks at UAB in the midweek
- Tallied one hit to go with an RBI and two walks at Mississippi State last weekend

CAREER TOTALS (at Alabama)

YEAR	GP-GS	AVG	AB	R	H	2B	3B	HR	RBI	BB	SO	SB-A
2019	36-36	.301	133	23	40	10	2	2	22	28	24	4-6

CAREER SEC TOTALS (at Alabama)

YEAR	GP-GS	AVG	AB	R	H	2B	3B	HR	RBI	BB	SO	SB-A
2019	15-15	.254	59	6	15	3	0	0	6	6	10	2-3

2019 SEASON HIGHS

Hits	3	3x, last vs. South Carolina - GM 2 (4/5)
Doubles	1	10x, last vs. Auburn (3/26)
Triples	1	2x, last vs. South Dakota State (3/6)
Home Runs	1	2x, last at Samford (4/9)
RBI	2	6x, last vs. South Carolina (4/6)
Runs	2	5x, last vs. South Carolina - GM 2 (4/5)
Walks	3	2x, last at UAB (4/16)
Stolen Bases	2	vs. South Carolina - GM 2 (4/5)

CAREER HIGHS (at Alabama)

Hits	3	3x, last vs. South Carolina - GM 2 (4/5/19)
Doubles	1	10x, last vs. Ole Miss (3/26/19)
Triples	1	2x, last vs. South Dakota State (3/6/19)
Home Runs	1	2x, last at Samford (4/9/19)
RBI	2	6x, last vs. South Carolina (4/6/19)
Runs	2	5x, last vs. South Carolina - GM 2 (4/5/19)
Walks	3	2x, last at UAB (4/16/19)
Stolen Bases	2	vs. South Carolina - GM 2 (4/5/19)

#13 WALKER McCLENEY, OF - JR.

LAST GAME (at UAB): 1 G/0 GS**LAST 10 GAMES:** 4 G/0 GS - .000 (0-2), R**CURRENT STREAK:** N/A

- Saw time at Samford, recording a run scored
- Came off the bench as a defensive replacement in two games against South Carolina

CAREER TOTALS

YEAR	GP-GS	AVG	AB	R	H	2B	3B	HR	RBI	BB	SO	SB-A
2017	39-15	.250	44	11	11	2	0	0	1	6	14	3-3
2018	41-22	.191	68	16	13	4	0	0	6	16	24	3-4
2019	23-0	.000	15	3	0	0	0	0	0	1	5	1-1
TOTALS	103-37	.189	127	30	24	6	0	0	7	23	43	7-8

CAREER SEC TOTALS

YEAR	GP-GS	AVG	AB	R	H	2B	3B	HR	RBI	BB	SO	SB-A
2017	22-12	.250	32	6	8	2	0	0	1	4	12	3-3
2018	19-11	.129	31	5	4	0	0	0	0	8	13	1-2
2019	6-0	.000	2	0	0	0	0	0	0	0	1	0-0
TOTALS	47-23	.185	65	11	12	2	0	0	1	12	26	4-5

2019 SEASON HIGHS

Hits	N/A	2	4x, last at LSU (5/11/18)	
Doubles	N/A	1	6x, last vs. Southern Miss (3/7/18)	
Triples	N/A	N/A		
Home Runs	N/A	N/A		
RBI	N/A	2	2x, last vs. Alabama State (2/28/18)	
Runs	1	3x, last at Samford (4/9)	3	2x, last vs. Valparaiso (2/16/18)
Walks	1	at South Alabama - GM 1 (3/2)	3	vs. Kentucky (3/31/18)
Stolen Bases	1	at South Alabama - GM 1 (3/2)	1	7x, last at South Alabama - GM 1 (3/2/19)

CAREER HIGHS

2	4x, last at LSU (5/11/18)
1	6x, last vs. Southern Miss (3/7/18)
N/A	
N/A	
2	2x, last vs. Alabama State (2/28/18)
3	2x, last vs. Valparaiso (2/16/18)
3	vs. Kentucky (3/31/18)
1	7x, last at South Alabama - GM 1 (3/2/19)

#14 GENE WOOD, OF - R-JR.

LAST GAME (at UAB): DNP**LAST 10 GAMES:** 3 G/0 GS - .333 (1-3), RBI, R, BB, HBP**CURRENT STREAK:** N/A

- Saw time off the bench at Samford, going 1-for-2 with an RBI and walk against the Bulldogs
- Pinch-hit in game one of the series with South Carolina

CAREER TOTALS

YEAR	GP-GS	AVG	AB	R	H	2B	3B	HR	RBI	BB	SO	SB-A
2016	25-8	.105	38	8	4	0	0	0	1	5	10	3-3
2017	30-23	.253	75	12	19	5	0	1	6	9	12	1-2
2018	3-2	.375	8	1	3	0	0	0	1	2	2	0-0
2019	15-6	.115	26	4	3	0	0	0	4	5	7	0-0
TOTALS	73-39	.197	147	25	29	5	0	1	12	21	31	4-5

CAREER SEC TOTALS

YEAR	GP-GS	AVG	AB	R	H	2B	3B	HR	RBI	BB	SO	SB-A
2016	12-1	.111	9	2	1	0	0	0	0	1	1	2-2
2017	11-8	.269	26	4	7	2	0	1	1	3	6	1-1
2018												
2019	1-0	.000	1	0	0	0	0	0	0	0	1	0-0
TOTALS	24-9	.222	36	6	8	2	0	1	1	4	8	3-3

2019 SEASON HIGHS

Hits	2	vs. North Alabama (2/26)	3	at UAB (3/21/17)
Doubles	N/A		1	4x, last at Ole Miss (4/8/17)
Triples	N/A		N/A	
Home Runs	N/A		1	at South Carolina (3/26/17)
RBI	2	vs. North Alabama (2/26)	2	3x, last vs. North Alabama (2/26/19)
Runs	2	vs. North Alabama (2/26)	2	4x, last vs. North Alabama (2/26/19)
Walks	2	2x, last vs. North Alabama (2/26)	2	4x, last vs. North Alabama (2/26/19)
Stolen Bases	N/A		1	2x, last at South Carolina (3/24/17)

CAREER HIGHS

3	at UAB (3/21/17)
1	4x, last at Ole Miss (4/8/17)
N/A	
1	at South Carolina (3/26/17)
2	3x, last vs. North Alabama (2/26/19)
2	4x, last vs. North Alabama (2/26/19)
2	4x, last vs. North Alabama (2/26/19)
1	2x, last at South Carolina (3/24/17)

#16 ISAIAH BYARS, INF - FR.

LAST GAME (at UAB): DNP**LAST 10 GAMES:** 1 G/0 GS - .333 (1-3)**CURRENT STREAK:** N/A

- Came off the bench to play short, going 1-for-3 against Samford
- Entered at shortstop midway through the contest vs. Maine, finishing 1-for-2 with a pair of RBI

CAREER TOTALS

YEAR	GP-GS	AVG	AB	R	H	2B	3B	HR	RBI	BB	SO	SB-A
2019	7-0	.273	11	0	3	0	0	0	3	1	5	0-0

CAREER SEC TOTALS

YEAR	GP-GS	AVG	AB	R	H	2B	3B	HR	RBI	BB	SO	SB-A
2019	--	--	--	--	--	--	--	--	--	--	--	--

2019 SEASON HIGHS

Hits	1	3x, last at Samford (4/9)	1	3x, last at Samford (4/9/19)
Doubles	N/A		N/A	
Triples	N/A		N/A	
Home Runs	N/A		N/A	
RBI	2	vs. Maine (3/19)	2	vs. Maine (3/19/19)
Runs	N/A		N/A	
Walks	1	vs. North Alabama (2/26)	1	vs. North Alabama (2/26/19)
Stolen Bases	N/A		N/A	

CAREER HIGHS

1	3x, last at Samford (4/9/19)
N/A	
N/A	
N/A	
2	vs. Maine (3/19/19)
N/A	
1	vs. North Alabama (2/26/19)
N/A	

2019 PLAYER BIOS

#18 KEITH HOLCOMBE, OF - SR.

LAST GAME (at UAB): 1 G/1 GS - .250 (1-4), R, BB**LAST 10 GAMES:** 9 G/9 GS - .229 (8-35), 3 2B, 4 RBI, 5 R, 5 BB, HBP**CURRENT STREAK:** N/A

- Reached base safely in 36 games from game two of the doubleheader vs. Auburn on April 21, 2018 through March 19 of this season and has reached in 28 of 34 games this season
- Leads the Tide with 12 doubles which ties for 12th in the league
- Paces UA in RBI with 29
- Finished 1-for-4 with a walk and a run scored at UAB on Tuesday night
- Totaled two hits - both doubles - with an RBI, one run and a pair of walks in Starkville

CAREER TOTALS

YEAR	GP-GS	AVG	AB	R	H	2B	3B	HR	RBI	BB	SO	SB-A
2016	37-32	.279	111	23	31	2	1	0	8	15	34	4-7
2017	13-10	.250	28	6	7	1	0	0	2	3	7	0-0
2018	47-45	.290	176	19	51	9	1	2	29	12	47	6-8
2019	34-34	.308	117	18	36	12	1	3	29	14	28	2-2
TOTALS	131-121	.289	432	66	125	24	3	5	68	44	116	12-17

CAREER SEC TOTALS

YEAR	GP-GS	AVG	AB	R	H	2B	3B	HR	RBI	BB	SO	SB-A
2016	17-17	.305	59	13	18	2	0	0	3	8	18	1-2
2017	1-1	.000	1	0	0	0	0	0	0	0	0	0-0
2018	27-26	.260	104	7	27	5	0	1	15	6	34	2-3
2019	15-15	.204	54	5	11	6	0	1	7	5	17	0-0
TOTALS	60-59	.257	218	25	56	13	0	2	25	19	69	3-5

2019 SEASON HIGHS

Hits	3	2x, last at Ole Miss (3/17)
Doubles	2	2x, last at Ole Miss (3/17)
Triples	1	at South Alabama (3/1)
Home Runs	1	3x, last vs. Arkansas (3/23)
RBI	4	2x, last vs. Ball State (2/24)
Runs	2	4x, last at Samford (4/9)
Walks	2	vs. Ball State (2/23)
Stolen Bases	1	2x, last vs. Ball State (2/24)

CAREER HIGHS

Hits	4	3x, last vs. Mississippi State (5/6/18)
Doubles	2	2x, last at Ole Miss (3/17/19)
Triples	1	3x, last at South Alabama (3/1/19)
Home Runs	1	5x, last vs. Arkansas (3/23/19)
RBI	4	3x, last vs. Ball State (2/24/19)
Runs	4	vs. Valparaiso (2/18/18)
Walks	2	3x, last vs. Ball State (2/23/19)
Stolen Bases	1	12x, last vs. Ball State (2/24/19)

#22 T.J. REEVES, OF - FR.

LAST GAME (at UAB): 1 G/1 GS - .400 (2-5), RBI, R**LAST 10 GAMES:** 10 G/9 GS - .353 (12-34), 3 2B, 4 HR, 8 RBI, 8 R, 5 BB, HBP, 2-3 SB**CURRENT STREAK:** N/A

- Leads UA in runs scored (26) and slugging percentage (.571) while ranking second in home runs across 30 total games (21 starts)
- In the contest vs. Maine, recorded the Crimson Tide's first inside-the-park home run since 2015
- Homer twice in the same inning against Samford on April 9 making him the first player to do so since Ross Wilson against Mississippi State on April 19, 2008
- Reached base safely in 15 consecutive games from March 16-April 9
- Finished 2-for-5 with an RBI and a run scored against the Blazers in Birmingham on Tuesday
- Recorded two doubles to go with one run, two walks and a stolen base at Mississippi State

CAREER TOTALS

YEAR	GP-GS	AVG	AB	R	H	2B	3B	HR	RBI	BB	SO	SB-A
2019	30-21	.286	77	26	22	4	0	6	17	17	19	4-5

CAREER SEC TOTALS

YEAR	GP-GS	AVG	AB	R	H	2B	3B	HR	RBI	BB	SO	SB-A
2019	14-11	.278	36	11	10	3	0	2	4	11	10	2-3

2019 SEASON HIGHS

Hits	2	6x, last at UAB (4/16)
Doubles	1	4x, last at Mississippi State (4/14)
Triples	N/A	
Home Runs	2	at Samford (4/9)
RBI	4	at Samford (4/9)
Runs	3	2x, last vs. Maine (3/19)
Walks	3	at Ole Miss (3/16)
Stolen Bases	1	4x, last at Mississippi State (4/13)

CAREER HIGHS

Hits	2	6x, last at UAB (4/16/19)
Doubles	1	4x, last at Mississippi State (4/14/19)
Triples	N/A	
Home Runs	2	at Samford (4/9/19)
RBI	4	at Samford (4/9/19)
Runs	3	2x, last vs. Maine (3/19/19)
Walks	3	at Ole Miss (3/16/19)
Stolen Bases	1	4x, last at Mississippi State (4/13/19)

#24 KOLBY ROBINSON, INF - JR.

LAST GAME (at UAB): 1 G/1 GS - .000 (0-2), BB, HBP, 1-1 SB**LAST 10 GAMES:** 10 G/10 GS - .250 (8-32), 2 2B, RBI, 4 R, 4 BB, 3 HBP, 1-1 SB**CURRENT STREAK:** N/A

- Leads the Crimson Tide in batting average at .342 while ranking second in hits at 41
- Recorded a six-game hitting streak to start the season from Feb. 15-23, batting .550 (11-20) with a double, four RBI, three runs scored and a pair of walks across that time
- Finished 0-for-2 but drew a walk and a hit-by-pitch before stealing a base at UAB on Tuesday
- Batted a team-high .571 (4-7) with a double and walk in three starts at Mississippi State

CAREER TOTALS (at Alabama)

YEAR	GP-GS	AVG	AB	R	H	2B	3B	HR	RBI	BB	SO	SB-A
2019	37-37	.342	120	17	41	4	1	0	19	15	10	5-8

CAREER SEC TOTALS (at Alabama)

YEAR	GP-GS	AVG	AB	R	H	2B	3B	HR	RBI	BB	SO	SB-A
2019	15-15	.288	52	6	15	1	1	0	6	5	7	1-3

2019 SEASON HIGHS

Hits	3	4x, last at Ole Miss (3/16)
Doubles	1	4x, last at Mississippi State (4/12/19)
Triples	1	at Ole Miss (3/16)
Home Runs	N/A	
RBI	3	vs. Arkansas (3/23)
Runs	2	2x, last vs. South Carolina - GM 1 (4/5)
Walks	2	vs. Maine (3/19)
Stolen Bases	2	vs. Northern Kentucky (3/9)

CAREER HIGHS (at Alabama)

Hits	3	4x, last at Ole Miss (3/16/19)
Doubles	1	4x, last at Mississippi State (4/12/19)
Triples	1	at Ole Miss (3/16/19)
Home Runs	N/A	
RBI	3	vs. Arkansas (3/23/19)
Runs	2	2x, last vs. South Carolina - GM 1 (4/5/19)
Walks	2	vs. Maine (3/19/19)
Stolen Bases	2	vs. Northern Kentucky (3/9/19)

#28 TYLER GENTRY, OF - SO.

LAST GAME (at UAB): 1 G/1 GS - .200 (1-5)**LAST 10 GAMES:** 10 G/10 GS - .341 (14-41), 3 2B, 3 HR, 6 RBI, 6 R, BB, 2 HBP, 1-3 SB**CURRENT STREAK:** 9 G hitting - .378 (14-37), 3 2B, 3 HR, 6 RBI, 6 R, BB, 2 HBP, 1-2 SB (dates back to April 2)

- Leads UA in hits (43) and home runs at eight, a total that ties for 12th in the SEC
- Currently riding a nine-game hitting streak that started on April 2, going 14-of-37 (.378) with three doubles, three home runs, 6 RBI, 6 runs, a walk, two HBP and a stolen base across that time
- Collected a five-game hitting streak from March 19-26, batting .368 (7-19) with a 2B, HR, 3 RBI, 6 runs scored and a walk during that stretch
- Reached base safely in 10 straight games from Feb. 26-March 10
- Recorded the Crimson Tide's first grand slam of the season when he homered against South Carolina in the series opener on April 5
- Finished 1-for-5 at UAB on Tuesday night
- Batted .333 (4-12) with two doubles and a hit-by-pitch in Starkville last weekend

CAREER TOTALS (at Alabama)

YEAR	GP-GS	AVG	AB	R	H	2B	3B	HR	RBI	BB	SO	SB-A
2019	38-37	.305	141	25	43	7	0	8	28	14	29	5-10

CAREER SEC TOTALS (at Alabama)

YEAR	GP-GS	AVG	AB	R	H	2B	3B	HR	RBI	BB	SO	SB-A
2019	15-15	.263	57	7	15	2	0	1	6	1	15	2-5

2019 SEASON HIGHS

Hits	4	at South Alabama - GM 1 (3/2)
Doubles	2	at South Alabama - GM 1 (3/2)
Triples	N/A	
Home Runs	2	at Samford (4/9)
RBI	4	vs. South Carolina - GM 1 (4/5)
Runs	3	2x, last at Samford (4/9)
Walks	3	at South Alabama (3/1)
Stolen Bases	1	5x, last vs. South Carolina - GM 2 (4/5)

CAREER HIGHS (at Alabama)

Hits	4	at South Alabama - GM 1 (3/2/19)
Doubles	2	at South Alabama - GM 1 (3/2/19)
Triples	N/A	
Home Runs	2	at Samford (4/9/19)
RBI	4	vs. South Carolina - GM 1 (4/5/19)
Runs	3	2x, last at Samford (4/9/19)
Walks	3	at South Alabama (3/1/19)
Stolen Bases	1	5x, last vs. South Carolina - GM 2 (4/5/19)

2019 PLAYER BIOS

#36 JUSTIN KING, OF/INF - JR.

LAST GAME (at UAB): DNP**LAST 10 GAMES:** 3 G/1 GS - .286 (2-7), HR, RBI, R, BB, 1-1 SB**CURRENT STREAK:** N/A

- Ranks fourth on the team in walks with 19
- Went 0-for-3 in the midweek with Samford last Tuesday night
- Pinch-hit against South Carolina, going 1-for-1 with a single

CAREER TOTALS (at Alabama)

YEAR	GP-GS	AVG	AB	R	H	2B	3B	HR	RBI	BB	SO	SB-A
2019	21-10	.270	37	9	10	2	0	2	3	19	19	2-2

CAREER SEC TOTALS (at Alabama)

YEAR	GP-GS	AVG	AB	R	H	2B	3B	HR	RBI	BB	SO	SB-A
2019	3-0	.250	4	0	1	0	0	0	0	0	3	0-0

2019 SEASON HIGHS

Hits	2	2x, last at South Alabama (3/1)
Doubles	1	2x, last at South Alabama - GM 2 (3/2)
Triples	N/A	
Home Runs	1	2x, last vs. Troy (4/2)
RBI	1	3x, last vs. Troy (4/2)
Runs	2	2x, last vs. Maine (3/19)
Walks	3	2x, last vs. Maine (3/19)
Stolen Bases	1	2x, last vs. Troy (4/2)

CAREER HIGHS (at Alabama)

Hits	2	2x, last at South Alabama (3/1/19)
Doubles	1	2x, last at South Alabama - GM 2 (3/2/19)
Triples	N/A	
Home Runs	1	2x, last vs. Troy (4/2/19)
RBI	1	3x, last vs. Troy (4/2/19)
Runs	2	2x, last vs. Maine (3/19/19)
Walks	3	2x, last vs. Maine (3/19/19)
Stolen Bases	1	2x, last vs. Troy (4/2/19)

#42 JOHNNY HAWK, C - JR.

LAST GAME (at UAB): DNP**LAST 10 GAMES:** 4 G/4 GS - .267 (4-15), 2 HR, 3 RBI, 3 R, 2 BB, HBP**CURRENT STREAK:** N/A

- Started two games at State, batting .375 (3-8) with a homer, RBI and run scored vs. the Bulldogs
- Made the start against Samford, finishing with a home run, two RBI, two runs and a pair of walks

CAREER TOTALS (at Alabama)

YEAR	GP-GS	AVG	AB	R	H	2B	3B	HR	RBI	BB	SO	SB-A
2019	20-10	.250	40	11	10	2	0	3	9	11	13	0-0

CAREER SEC TOTALS (at Alabama)

YEAR	GP-GS	AVG	AB	R	H	2B	3B	HR	RBI	BB	SO	SB-A
2019	8-4	.313	16	1	5	1	0	1	2	2	5	0-0

2019 SEASON HIGHS

Hits	2	2x, last at Mississippi State (4/14)
Doubles	1	2x, last vs. Arkansas (3/22)
Triples	N/A	
Home Runs	1	3x, last at Mississippi State (4/14)
RBI	2	3x, last at Samford (4/9)
Runs	2	3x, last at Samford (4/9)
Walks	2	4x, last at Samford (4/9)
Stolen Bases	N/A	

CAREER HIGHS (at Alabama)

Hits	2	2x, last at Mississippi State (4/14/19)
Doubles	1	2x, last vs. Arkansas (3/22/19)
Triples	N/A	
Home Runs	1	3x, last at Mississippi State (4/14/19)
RBI	2	3x, last at Samford (4/9/19)
Runs	2	3x, last at Samford (4/9/19)
Walks	2	4x, last at Samford (4/9/19)
Stolen Bases	N/A	

#50 KOBE MORRIS, INF - JR.

LAST GAME (at UAB): 1 G/1 GS - .000 (0-4)**LAST 10 GAMES:** 7 G/3 GS - .000 (0-13)**CURRENT STREAK:** N/A

- Started at third base in Birmingham, going 0-for-4 against UAB
- Finished 0-for-2 at the plate in the midweek pairing with Samford

CAREER TOTALS (at Alabama)

YEAR	GP-GS	AVG	AB	R	H	2B	3B	HR	RBI	BB	SO	SB-A
2019	29-17	.161	62	6	10	1	0	0	3	8	18	1-1

CAREER SEC TOTALS (at Alabama)

YEAR	GP-GS	AVG	AB	R	H	2B	3B	HR	RBI	BB	SO	SB-A
2019	12-9	.115	26	2	3	0	0	0	2	4	6	0-0

2019 SEASON HIGHS

Hits	2	vs. Northern Kentucky (3/9)
Doubles	1	vs. Northern Kentucky (3/10)
Triples	N/A	
Home Runs	N/A	
RBI	1	3x, last vs. Arkansas (3/23)
Runs	2	vs. Arkansas (3/23)
Walks	2	at Ole Miss (3/16)
Stolen Bases	1	vs. Northern Kentucky (3/9)

CAREER HIGHS (at Alabama)

Hits	2	vs. Northern Kentucky (3/9/19)
Doubles	1	vs. Northern Kentucky (3/10/19)
Triples	N/A	
Home Runs	N/A	
RBI	1	3x, last vs. Arkansas (3/23/19)
Runs	2	vs. Arkansas (3/23/19)
Walks	2	at Ole Miss (3/16/19)
Stolen Bases	1	vs. Northern Kentucky (3/9/19)

#55 DREW WILLIAMSON, INF/OF - FR.

LAST GAME (at UAB): 1 G/1 GS - .667 (2-3), 2B, RBI, R, 2 BB**LAST 10 GAMES:** 10 G/10 GS - .306 (11-36), 2B, 3B, HR, 5 RBI, 6 R, 6 BB, HBP, 1-1 SB**CURRENT STREAK:** N/A

- Tied for the team lead in walks with 28, a total that is tied for sixth in the SEC
- Leads UA and ranks sixth in the league in on-base percentage at .465
- Gotten aboard in 32 of his 35 starts on the season, including 13 of 15 SEC contests
- Reached base in 19 straight games from March 9-April 9
- Put together a five-game hitting streak from March 24-31, batting .474 (9-19) with a double, home run, RBI, four runs and a stolen base during that time
- Reached base safely in the first 11 games to start the 2019 campaign
- Selected as MVP of the Capital City Classic with a perfect 4-for-4 night that included a double, two runs and a stolen base against the Tigers
- Tied for the team lead in hits with a 2-for-3 night at UAB, including a double, RBI, run and two BBs
- Collected one hit and a hit-by-pitch in his three starts at Mississippi State last weekend

CAREER TOTALS

YEAR	GP-GS	AVG	AB	R	H	2B	3B	HR	RBI	BB	SO	SB-A
2019	36-35	.324	111	21	36	5	1	2	16	28	25	4-5

CAREER SEC TOTALS

YEAR	GP-GS	AVG	AB	R	H	2B	3B	HR	RBI	BB	SO	SB-A
2019	15-15	.212	52	5	11	2	0	1	5	8	15	1-1

2019 SEASON HIGHS

Hits	4	vs. Auburn (3/26)
Doubles	1	5x, last at UAB (4/16/19)
Triples	1	at Samford (4/9/19)
Home Runs	1	2x, last at Samford (4/9/19)
RBI	2	5x, last at Samford (4/9/19)
Runs	3	at Samford (4/9/19)
Walks	3	2x, last at South Alabama (3/1)
Stolen Bases	1	4x, last vs. South Carolina - GM 2 (4/5)

CAREER HIGHS

Hits	4	vs. Auburn (3/26/19)
Doubles	1	5x, last at UAB (4/16/19)
Triples	1	at Samford (4/9/19)
Home Runs	1	2x, last at Samford (4/9/19)
RBI	2	5x, last at Samford (4/9/19)
Runs	3	at Samford (4/9/19)
Walks	3	2x, last at South Alabama (3/1/19)
Stolen Bases	1	4x, last vs. South Carolina - GM 2 (4/5/19)

2019 SINGLE-GAME HIGHS

ALABAMA

Runs, Game	21 at Samford (4/9)
Runs, Inning	13, 3rd inning at Samford (4/9)
Hits, Game	21 at Samford (4/9)
Hits, Inning	(Alabama record) 11, 3rd inning at Samford (4/9)
Consecutive Hits, Inning	(Alabama record) 9, 3rd inning at Samford (4/9)
Doubles	5, twice, last vs. Northern Kentucky (3/8)
Triples	1, 8x, last at Samford (4/9)
Home Runs	9 at Samford (4/9)
Extra-Base Hits	13 at Samford (4/9)
Stolen Bases	4 vs. South Carolina - GM 2 (4/5)
Left on Base	14 vs. Northern Kentucky (3/9)
Errors (Committed By)	2, 7x, last at Samford (4/9)
Strikeouts	18 at Mississippi State (4/12)
Walks	12 vs. Northern Kentucky (3/10)
Double Plays (Hit Into)	2, 5x, last vs. South Dakota State (3/6)
Triple Plays (Hit Into)	N/A

OPPONENTS

Runs, Game	13, Mississippi State (4/14)
Runs, Inning	7, 3rd inning, Ole Miss (3/17)
Hits, Game	17, Mississippi State (4/14)
Hits, Inning	6, 2nd inning, Arkansas (3/22)
Consecutive Hits, Inning	5, 3rd inning, Ole Miss (3/17)
Doubles	6, Mississippi State (4/14)
Triples	2, Presbyterian - GM 1 (2/16)
Home Runs	5, Florida (3/30)
Extra-Base Hits	9, Florida (3/30)
Stolen Bases	4, Arkansas (3/24)
Left on Base	13, twice, last South Dakota State (3/6)
Errors (Committed By)	3, 4x, last Arkansas (3/24)
Strikeouts	17, South Alabama - GM 2 (3/2)
Walks	8, 3x, last Troy (4/2)
Double Plays (Hit Into)	2, 5x, last UAB (4/16)
Triple Plays (Hit Into)	N/A

INDIVIDUAL BATTING

Longest Hitting Streak	11 games, McCullough (2/15-3/2)
Runs	3, 5x, last Gentry and Williamson at Samford (4/9)
Hits	(matches the Alabama single-game record) 5, Auerbach vs. Northern Kentucky (3/8)
Doubles	2, 4x, last Holcombe at Ole Miss (3/17)
Triples	1, 8x, last Williamson at Samford (4/9)
Home Runs	2, twice, last Gentry and Reeves at Samford (4/9)
Inside-the-Park Home Run	1, Reeves vs. Maine (3/19)
Consecutive Games with a Home Run	2, Praytor (2/15-16)
Runs Batted In	4, 6x, last Auerbach and Reeves at Samford (4/9)
Stolen Bases	2, 3x, last McCullough vs. South Carolina - GM 2 (4/5)
Strikeouts	4, twice, last Williamson at Mississippi State (4/12)
Walks	3, 8x, last King vs. Maine (3/19)

INDIVIDUAL PITCHING

Innings Pitched, Starter	9.0, Finnerty vs. South Carolina - GM 1 (4/5)
Innings Pitched, Reliever	4.0, Cobb vs. Arkansas (3/22)
Strikeouts	11, Love at South Alabama - GM 2 (3/2)
Walks	3, 7x, last Love at Mississippi State (4/13)
Fewest Hits Allowed, Starter (5.0+ IP)	0, Shamblin vs. Ball State (2/24)
Consecutive Scoreless IP, Starter	16.1 innings, Ras (3/6-31)
Consecutive Scoreless IP, Reliever	18.0, Randolph (2/16-3/31)
Consecutive Scoreless Relief Appearances	10, Randolph (2/16-3/26)
Consecutive Saves Converted	6, Randolph (2/16-Present)
Longest Winning Streak, Starter	4, Finnerty (2/15-3/8)

TEAM MISCELLANEOUS

Most Games Over .500	14 (3/12, 3/16, 3/19, 3/23, 3/26)
Most Games Under .500	N/A
Longest Winning Streak	12 games (2/24-3/12)
Longest Losing Streak	4 games (3/29-4/2)
Largest Margin of Victory	19 at Samford (4/9)
Largest Margin of Defeat	10, twice, last at Mississippi State (4/14)
Fewest Hits, Game	3 at Florida (3/29)
Fewest Hits Allowed, Game	1 vs. Ball State (2/24)

STARTS BY POSITION

Pitcher (7)	- Finnerty (9), Ras (9), Shamblin (4), Freeman (5), Love (8), Rukes (2), Cobb (1)
Catcher (3)	- Praytor (4), Auerbach (24), Hawk (10)
First Base (3)	- Williamson (35), King (2), Trousedale (1)
Second Base (3)	- McCullough (35), Carinci (2), Trousedale (1)
Third Base (3)	- Auerbach (11), Morris (17), Trousedale (10)
Shortstop (2)	- Robinson (37), McCullough (1)
Left Field (3)	- King (3), Holcombe (27), Reeves (8)
Center Field (2)	- Breaux (36), Reeves (2)
Right Field (2)	- Gentry (37), King (1)
Designated Hitter (9)	- Wood (6), Praytor (1), Ras (2), Finnerty (1), King (4), Holcombe (7), Reeves (11), Trousedale (5), Auerbach (1)

CRIMSON TIDE AT A GLANCE

Overall Record	24-14
Current Streak	Won 1
Series Record	7-4-0
Home	17-6
Road	6-8
Neutral	1-0
Day/Night	13-8/11-6
vs. Top-25 Teams	3-10
In February	7-2
In March	13-7
In April	4-5
In May	0-0
In June	0-0
vs. RHS/LHS	17-11/7-3
Alabama Scores First	20-2
Comeback Wins	7
Losses After Leading	2
Extra Innings	1-1
One-Run Games	3-2
Two-Run Games	2-1
Leading After 6/7/8	22-0/22-0/24-0
Trailing After 6/7/8	0-13/0-13/0-13
Alabama Out-Hits Opponent	19-0
Opponent Out-Hits Alabama	0-13
Two Teams Match on Hits	5-1

LAST TIME IT HAPPENED...

INDIVIDUAL

Four Hits in One Game

Alabama: by Drew Williamson (4-4) vs. Auburn (March 26, 2019)
Opponent: by Tanner Allen (4-6) of Mississippi State (April 14, 2019)

Five Hits in One Game

Alabama: by Brett Auerbach (5-5) vs. Northern Kentucky (March 8, 2019)
Opponent: by Connor Brumfield (5-5) of Missouri (March 18, 2017)

Six Hits in One Game

Alabama: Has not occurred
Opponent: by Kendrick Moore of Arkansas (May 20, 1995)

Three Runs in One Game

Alabama: by Tyler Gentry and Drew Williamson at Samford (April 9, 2019)
Opponent: by Tanner Allen and Jake Mangum of Mississippi State (April 14, 2019)

Four Runs in One Game

Alabama: by Keith Holcombe vs. Valparaiso (Feb. 18, 2018)
Opponent: by Will Holland of Auburn - GM 2 (April 21, 2018)

Five Runs in One Game

Alabama: by Josh Rutledge vs. UIC (Feb. 27, 2010)

Six+ Runs in One Game

Alabama: 6 by Craig Shipley at Georgia Southern (March 24, 1984)

Four RBI in One Game

Alabama: by Brett Auerbach and T.J. Reeves at Samford (April 9, 2019)
Opponent: by Reed Smith of Troy (April 2, 2019)

Five RBI in One Game

Alabama: by Hunter Alexander vs. Alabama A&M (March 14, 2018)
Opponent: by Grae Kessinger of Ole Miss (March 17, 2019)

Two Players with Five RBI in One Game

Alabama: Casey Hughston and Kyle Overstreet vs. Maryland Eastern Shore (Feb. 15, 2015)

Six RBI in One Game

Alabama: by Matt Malkin vs. UAB (April 10, 2018)
Opponent: by Cole Zabowski of Ole Miss (May 19, 2018)

Seven RBI in One Game

Alabama: by Cody Henry vs. Alcorn State (April 18, 2017)

Eight RBI in One Game

Alabama: by Andy Phillips at UAB (April 14, 1999)

Nine+ RBI in One Game

Alabama: 9 by Roberto Vaz at Auburn (April 12, 1997)

Two Doubles in One Game

Alabama: by Keith Holcombe at Ole Miss (March 17, 2019)
Opponent: by Trevor Ezell of Arkansas (March 24, 2019)

Three Doubles in One Game

Alabama: Chandler Avant vs. New Mexico State (March 10, 2018)
Opponent: Tanner Allen of Mississippi State (April 14, 2019)

Four Doubles in One Game

Alabama: Mickey Kerns vs. Auburn (April 20, 1991)

Two Triples in One Game

Alabama: Georgie Salem vs. Mississippi Valley State - GM 2 (April 21, 2015)

Three Triples in One Game

Alabama: Ken Chapman vs. Samford (March 22, 1960)

Two Home Runs in One Inning

Alabama: T.J. Reeves at Samford (April 9, 2019) (3rd inning)

Two Home Runs in One Game

Alabama: Tyler Gentry and T.J. Reeves at Samford (April 9, 2019)
Opponent: Brady McConnell of Florida (March 30, 2019)

Three Home Runs in One Game

Alabama: G.W. Keller vs. Vanderbilt (May 8, 1999)
Opponent: Tom Belza of Oklahoma State (May 29, 2009)

Inside the Park Home Run

Alabama: T.J. Reeves vs. Maine (March 19, 2019)
Opponent: Justin Christian of SE Missouri State (Feb. 22, 2003)

Grand Slam Home Run

Alabama: Tyler Gentry vs. South Carolina - GM 1 (April 5, 2019)
Opponent: Reed Smith of Troy (April 2, 2019)

Walk-Off Home Run

Alabama: John Trousdale (grand slam) vs. Grambling (8 innings) (May 10, 2017)
Opponent: Tate Blackman of Ole Miss (April 8, 2017)

Game-Winning Home Run

Alabama: Hunter Alexander vs. Kentucky (March 31, 2018)
Opponent: Beau Jordan of LSU (May 11, 2018)

Back-to-Back Home Runs

Alabama: Sam Praytor and Joe Breau at Arkansas (April 28, 2018)
Opponent: JJ Schwarz and Nelson Maldonado of Florida (May 14, 2017)

Back-to-Back-to-Back Home Runs

Alabama: T.J. Reeves, Morgan McCullough and Tyler Gentry at Samford (April 9, 2019)
Opponent: Russ Sneed, Connor Powers and Ryan Duffy of Mississippi State (May 2, 2009)

Two Home Runs in the Same Inning

Alabama: Tyler Ras and Johnny Hawk at Samford (April 9, 2019) (6th inning)
Opponent: Elijah MacNamee and Dustin Skelton of Mississippi State (April 13, 2019) (7th inning)

Three+ Home Runs in the Same Inning

Alabama: Reeves (2), McCullough, Gentry and Auerbach at Samford (April 9, 2019) (3rd inning)
Opponent: Jacob Young, Nelson Maldonado and Wil Dalton of Florida (March 30, 2019) (3rd inning)

Home Run to Lead Off a Game

Alabama: Joe Breau vs. Jacksonville State (Feb. 18, 2019)
Opponent: Casey Martin of Arkansas (March 24, 2019)

Home Run in Two Consecutive At-Bats

Alabama: T.J. Reeves at Samford (April 9, 2019)
Opponent: Adam Matthews of South Carolina (April 27, 2012)

Home Run in Three Consecutive At-Bats

Alabama: G.W. Keller vs. Niagara (March 7, 1999)
Opponent: Tom Belza of Oklahoma State (May 29, 2009)

Pinch-Hit Home Run

Alabama: T.J. Reeves at Florida (March 31, 2019)
Opponent: Tim Rowe of Ole Miss (April 8, 2017)

Home Run in 3 Straight Games

Alabama: Cobie Vance (April 28-May 4, 2018)

Home Run in 4 Straight Games

Alabama: Kent Matthes (March 7-14, 2009)

Home Run in 5 Straight Games

Alabama: Kent Matthes (Feb. 22-March 3, 2009)

Home Run in 6 Straight Games

Alabama: Kent Matthes (Feb. 22-March 3, 2009)

Hit for the Cycle

Alabama: Josh Rutledge at South Alabama (April 22, 2009)

Stole 3 Bases in One Game

Alabama: Casey Hughston vs. Lipscomb (March 6, 2015)
Opponent: Adam Engel of Louisville (March 9, 2013)

Stole 4 Bases in One Game

Alabama: Scott McClanahan vs. Miami (Ohio) (Feb. 18, 2001)
Opponent: Nick Crawford of UAB (March 24, 2009)

Stole 5 Bases in One Game

Alabama: Ted Williams vs. Samford (March 5, 1986)

Stole Home (Straight Steal)

Alabama: Alex Kubal vs. Southeast Missouri State (Feb. 20, 2009)
Opponent: Ryan Ussery of UAB (April 10, 2012)

Stole Home (Double Steal)

Alabama: Morgan McCullough (HP) and Walker McCleney (2B) at South Alabama - GM 1 (March 2, 2019)
Opponent: Robbie Glendinning (HP) and Kameron Misner (CS) of Missouri (March 19, 2017)

Perfect Game

Alabama: Al Drumheller, John Collins and Brett Sullenberger at South Florida (March 31, 1993)
Opponent: Bruce Baudier of LSU (1967)

Nine-Inning No-Hitter

Alabama: Justin Kamplain, Jay Shaw and Geoffrey Bramblett vs. Mississippi Valley St. (March 8, 2014)

Seven-Inning No-Hitter

Alabama: Vince Barrantine at Auburn (March 27, 1981)
Opponent: Robert Earl Sidell of Mississippi (1962)

Complete Game One-Hitter

Alabama: Lance Cormier vs. Winthrop (March 4, 2001) (CG)
Opponent: Connor Shamblin, Casey Cobb and Jeremy Randolph vs. Ball State (Feb. 24, 2019)
 Robert Tyler of Georgia (April 1, 2016)

Complete Game Two-Hitter

Alabama: Geoffrey Bramblett vs. Georgia Southern (June 1, 2014)
Opponent: Freeman, Cameron, Guffey, Medders and Randolph vs. North Alabama (Feb. 26, 2019)
 Keaton McKinney of Arkansas (May 2, 2015)

Complete Game Three-Hitter

Alabama: Charley Sullivan vs. Tennessee (March 15, 2013)
Opponent: Tommy Mace of Florida (March 29, 2019)

Recorded 10+ Strikeouts

Alabama: 11 by Brock Love at South Alabama - GM 2 (March 2, 2019)
Opponent: 11 by Kacey Murphy of Arkansas (April 28, 2018)

LAST TIME IT HAPPENED...

Recorded 15+ Strikeouts

Alabama:	Wade LeBlanc (17) vs. McNeese State (March 4, 2005)
Opponent:	Ethan Small (15) of Mississippi State (April 12, 2019)

Nine-Inning Complete Game

Alabama:	Geoffrey Bramblett vs. Ole Miss (May 19, 2015)
Opponent:	Tommy Mace of Florida (March 29, 2019)

Seven-Inning Complete Game

Alabama:	Adam Morgan vs. Tennessee (April 16, 2011)
Opponent:	Will Neely of Tennessee - GM 2 (March 25, 2018)

Complete Game Shutout

Alabama:	Sam Finnerty vs. South Carolina - GM 1 (April 5, 2019)
Opponent:	Michael Plassmeyer of Missouri - GM 1 (April 7, 2018)

Combined Shutout

Alabama:	Brock Love, Brock Guffey and Connor Shamblin vs. Arkansas (March 23, 2019)
Opponent:	Ethan Small, Jared Liebelt and Colby White of Mississippi State (April 12, 2019)

Back-to-Back Shutouts

Alabama:	Connor Shamblin, Casey Cobb and Jeremy Randolph vs. Ball State (Feb. 24, 2019)
Opponent:	Freeman, Cameron, Guffey, Medders and Randolph vs. North Alabama (Feb. 26, 2019)
	Austin Robichaux of Louisiana-Lafayette (Feb. 28, 2014)
	Carson Baranik and Matt Plitt of Louisiana-Lafayette (March 1, 2014)

Back-to-Back-to-Back Shutouts

Alabama:	Taylor Guilbeau and Ray Castillo vs. Maryland Eastern Shore (Feb. 13, 2015)
	Will Carter, Alex Watkins and J.C. Wilhite vs. Maryland Eastern Shore (Feb. 14, 2015)
	Geoffrey Bramblett, Jay Shaw, Mitch Greer and Thomas Burrows vs. Maryland Eastern Shore (Feb. 15, 2015)

Back-to-Back Complete Games (9 IP)

Alabama:	Jimmy Nelson vs. Ole Miss (May 15, 2010)
	Nathan Kilcrease vs. Ole Miss (May 16, 2010)

Back-to-Back-to-Back Complete Games (9 IP)

Alabama:	Jimmy Nelson vs. Ole Miss (May 15, 2010)
	Nathan Kilcrease vs. Ole Miss (May 16, 2010)
	Jimmy Nelson at Tennessee (May 20, 2010)

Back-to-Back Complete Games (7 IP)

Alabama:	Bernard Robert at South Carolina (April 9, 2006) (DH)
	Tommy Hunter at South Carolina (April 9, 2006) (DH)

Three Straight Complete Games

Alabama:	Jimmy Nelson (May 14-25, 2010)
	Manny Torres (April 16-30, 1999)

Four Straight Complete Games

Alabama:	Wade LeBlanc (April 23-May 16, 2004)
----------	--------------------------------------

Five Straight Complete Games

Alabama:	Chris Eilers (March 18-April 14, 1995)
----------	--

TEAM

Shutout

Alabama:	Alabama 9 vs. South Carolina 0 - GM 1 (April 5, 2019)
Opponent:	Alabama 0 at Mississippi State 6 (April 12, 2019)

Scored 10-14 Runs

Alabama:	10 vs. Arkansas (March 23, 2019)
Opponent:	13 by Mississippi State (April 14, 2019)

Scored 15-19 Runs

Alabama:	16 vs. Maine (March 19, 2019)
Opponent:	19 by Auburn (April 20, 2018)

Scored 20-24 Runs

Alabama:	21 at Samford (April 9, 2019)
Opponent:	20 by Auburn - GM 2 (April 21, 2018)

Scored 25-29 Runs

Alabama:	25 vs. UIC (Feb. 27, 2010)
Opponent:	27 at Vanderbilt (1988); at Florida (1989)

Scored 30+ Runs

Alabama:	35 at Georgia Southern (March 23, 1984)
Opponent:	Not on Record

Recorded 15+ Hits

Alabama:	19 at Samford (April 9, 2019)
Opponent:	17 by Mississippi State (April 14, 2019)

Recorded 20+ Hits

Alabama:	20 vs. Nicholls State (Feb. 24, 2016)
Opponent:	22 at South Alabama (April 22, 2009)

Recorded 25+ Hits

Alabama:	26 vs. Alabama A&M (March 17, 2009)
Opponent:	25 at South Carolina (May 1, 2010)

Recorded 30+ Hits

Alabama:	35 at Georgia Southern (March 23, 1984)
Opponent:	30 at Vanderbilt (April 17, 1988)

Scored 5 Runs in One Inning

Alabama:	vs. South Carolina - GM 1 (April 5, 2019) (2nd inning)
Opponent:	by Mississippi State (April 13, 2019) (7th inning)

Scored 6 Runs in One Inning

Alabama:	vs. Arkansas (March 23, 2019) (6th inning)
Opponent:	by Arkansas (March 22, 2019) (2nd inning)

Scored 7 Runs in One Inning

Alabama:	vs. Northern Kentucky (March 8, 2019) (5th inning)
Opponent:	by Ole Miss (March 17, 2019) (3rd inning)

Scored 8 Runs in One Inning

Alabama:	vs. Alabama A&M (March 13, 2018) (1st inning)
Opponent:	by Oklahoma (March 3, 2018) (8th inning)

Scored 9 Runs in One Inning

Alabama:	vs. Maryland Eastern Shore (Feb. 15, 2015) (7th inning)
Opponent:	by Mississippi State - Game 2 (April 21, 2017) (6th inning)

Scored 10 Runs in One Inning

Alabama:	vs. UAB (Feb. 28, 2007) (5th inning)
Opponent:	by South Alabama (April 22, 2009) (3rd inning)

Scored 11+ Runs in One Inning

Alabama:	11 vs. UAB (April 14, 2000) (7th inning)
Opponent:	11 by Auburn - GM 2 (April 21, 2018) (8th inning)

Scored 12+ Runs in One Inning

Alabama:	13 at Samford (April 9, 2019)
Opponent:	12 by Florida (March 19, 1989) (6th inning)

Recorded 6 Hits in One Inning

Alabama:	vs. Northern Kentucky (March 8, 2019) (5th inning)
Opponent:	by Arkansas (March 22, 2019) (2nd inning)

Recorded 7 Hits in One Inning

Alabama:	vs. Alabama A&M (March 14, 2018) (5th inning)
Opponent:	by Oklahoma (March 3, 2018) (8th inning)

Recorded 8 Hits in One Inning

Alabama:	vs. Alabama A&M (March 13, 2018) (1st inning)
Opponent:	at South Alabama (April 22, 2009) (3rd inning)

Recorded 9 Hits in One Inning

Alabama:	vs. Canisius (Feb. 16, 2007) (7th inning)
Opponent:	at South Alabama (April 4, 1989) (3rd inning)

Recorded 10 Hits in One Inning

Alabama:	at UAB (April 14, 1999) (7th inning)
Opponent:	vs. Auburn (May 20, 1993) (SEC Tourney) (4th inning)

Recorded 11+ Hits in One Inning

Alabama:	(Alabama record) 11 at Samford (April 9, 2019) (3rd inning)
Opponent:	11 by Florida (1989)
	11 by Miami (CWS) (June 2, 1996) (3rd inning)

Made 3 Errors in One Game

Alabama:	at LSU (May 11, 2018)
Opponent:	by Arkansas (March 24, 2019)

Made 4 Errors in One Game

Alabama:	vs. Georgia (13 Innings) (March 16, 2018)
Opponent:	by Ole Miss (April 8, 2017)

Made 5 Errors in One Game

Alabama:	vs. Texas A&M (April 13, 2017)
Opponent:	by Auburn (May 10, 2015)

Made 6 Errors in One Game

Alabama:	at Texas-Arlington (March 2, 2008)
Opponent:	by Mississippi Valley State (April 1, 2009)

Made 8 Errors in One Game

Alabama:	vs. Georgia (April 4, 1992)
----------	-----------------------------

Turned 3 Double Plays

Alabama:	vs. Alcorn State (April 18, 2018)
Opponent:	by LSU (April 28, 2017)

Turned 4 Double Plays

Alabama:	at LSU (May 12, 2018)
Opponent:	by Auburn (April 12, 2014)

Turned 5 Double Plays

Alabama:	vs. Kentucky (March 20, 2005)
	vs. Huntingdon (April 27, 1990)

Turned a Triple Play

Alabama:	at UAB (March 21, 2017)
Opponent:	by Middle Tennessee (Feb. 25, 1997)

2019 RESULTS

Date	Opponent	Score	Inns	Overall	SEC	Pitcher of record	Attend	Time
Feb 15, 2019	PRESBYTERIAN	w 7-2	9	1-0-0	0-0-0	Finnerty (W 1-0)	3366	2:31
Feb 16, 2019	PRESBYTERIAN-1	L 1-4	9	1-1-0	0-0-0	Medders (L 0-1)	-	3:12
Feb 16, 2019	PRESBYTERIAN-2	w 9-4	9	2-1-0	0-0-0	Shamblin (W 1-0)	4455	2:48
Feb 18, 2019	JACKSONVILLE STATE	w 13-2	9	3-1-0	0-0-0	Cameron (W 1-0)	2631	2:58
Feb 22, 2019	BALL STATE	w 7-1	9	4-1-0	0-0-0	Finnerty (W 2-0)	2523	2:30
Feb 23, 2019	BALL STATE	L 5-8	9	4-2-0	0-0-0	Ras (L 0-1)	2672	3:02
Feb 24, 2019	BALL STATE	w 6-0	9	5-2-0	0-0-0	Shamblin (W 2-0)	2648	2:33
Feb 26, 2019	NORTH ALABAMA	w 8-0	9	6-2-0	0-0-0	Freeman (W 1-0)	2957	2:46
Feb 27, 2019	NORTH ALABAMA	w 4-1	9	7-2-0	0-0-0	Lee (W 1-0)	2849	2:57
Mar 1, 2019	at South Alabama	w 7-3	9	8-2-0	0-0-0	Finnerty (W 3-0)	3013	2:59
Mar 2, 2019	at South Alabama-1	w 10-5	9	9-2-0	0-0-0	Medders (W 1-1)	-	3:12
Mar 2, 2019	at South Alabama-2	w 6-1	9	10-2-0	0-0-0	Love (W 1-0)	2538	2:45
Mar 5, 2019	UAB	w 4-3	9	11-2-0	0-0-0	Rukes (W 1-0)	2424	3:00
Mar 6, 2019	SOUTH DAKOTA STATE	w 5-4	(14)	12-2-0	0-0-0	Cameron (W 2-0)	2377	4:18
Mar 8, 2019	NORTHERN KENTUCKY	w 15-1	9	13-2-0	0-0-0	Finnerty (W 4-0)	2416	2:30
Mar 9, 2019	NORTHERN KENTUCKY	w 9-4	9	14-2-0	0-0-0	Love (W 2-0)	2471	3:14
Mar 10, 2019	NORTHERN KENTUCKY	w 10-1	9	15-2-0	0-0-0	Freeman (W 2-0)	2569	2:42
Mar 12, 2019	MIDDLE TENNESSEE	w 2-0	9	16-2-0	0-0-0	Vainer (W 1-0)	2713	2:36
* Mar 15, 2019	at #7 Ole Miss	L 0-1	9	16-3-0	0-1-0	Finnerty (L 4-1)	8507	2:52
* Mar 16, 2019	at #7 Ole Miss	w 8-6	9	17-3-0	1-1-0	Medders (W 2-1)	9016	3:44
* Mar 17, 2019	at #7 Ole Miss	L 2-12	9	17-4-0	1-2-0	Freeman (L 2-1)	8667	3:07
Mar 19, 2019	MAINE	w 16-0	9	18-4-0	1-2-0	Ras (W 1-1)	2889	3:04
* Mar 22, 2019	#9 ARKANSAS	L 3-12	9	18-5-0	1-3-0	Finnerty (L 4-2)	4060	2:50
* Mar 23, 2019	#9 ARKANSAS	w 10-0	9	19-5-0	2-3-0	Love (W 3-0)	4317	2:45
* Mar 24, 2019	#9 ARKANSAS	L 2-10	9	19-6-0	2-4-0	Freeman (L 2-2)	3687	2:58
Mar 26, 2019	vs #12 Auburn	w 6-3	9	20-6-0	2-4-0	Randolph (W 1-0)	7896	3:26
* Mar 29, 2019	at #15 Florida	L 1-3	9	20-7-0	2-5-0	Finnerty (L 4-3)	4521	2:37
* Mar 30, 2019	at #15 Florida	L 3-12	9	20-8-0	2-6-0	Love (L 3-1)	5156	2:38
* Mar 31, 2019	at #15 Florida	L 3-6	9	20-9-0	2-7-0	Ras (L 1-2)	3785	2:34
Apr 2, 2019	TROY	L 4-8	9	20-10-0	2-7-0	Shamblin (L 2-1)	3137	2:44
* Apr 5, 2019	SOUTH CAROLINA-1	w 9-0	9	21-10-0	3-7-0	Finnerty (W 5-3)	-	2:20
* Apr 5, 2019	SOUTH CAROLINA-2	w 4-1	9	22-10-0	4-7-0	Love (W 4-1)	3171	2:45
* Apr 6, 2019	SOUTH CAROLINA	L 4-5	(12)	22-11-0	4-8-0	Medders (L 2-2)	3146	4:10
Apr 9, 2019	at Samford	w 21-2	9	23-11-0	4-8-0	Rukes (W 2-0)	1221	2:59
* Apr 12, 2019	at #5 Mississippi State	L 0-6	9	23-12-0	4-9-0	Finnerty (L 5-4)	10386	2:55
* Apr 13, 2019	at #5 Mississippi State	L 1-9	9	23-13-0	4-10-0	Love (L 4-2)	11112	3:59
* Apr 14, 2019	at #5 Mississippi State	L 3-13	9	23-14-0	4-11-0	Cobb (L 0-1)	8593	3:25
Apr 16, 2019	at UAB	w 3-2	9	24-14-0	4-11-0	Rukes (W 3-0)	1518	2:52

* = Conference game

() extra inning game

2019 GAMES SUMMARY

Score by innings	1	2	3	4	5	6	7	8	9	EX	Total
Alabama	17	47	36	25	34	23	19	18	11	1	231
Opponents	14	34	23	11	20	4	21	14	13	1	155

Record when ...

Overall	24-14	After 6 leading	22-0
Conference	4-11 trailing	0-13
Non-Conference	20-3 tied	2-1
Home games	17-6	After 7 leading	22-0
Away games	6-8 trailing	0-13
Neutral site	1-0 tied	2-1
Day games	13-8	After 8 leading	24-0
Night games	11-6 trailing	0-13
vs Left starter	7-3 tied	0-1
vs Right starter	17-11		
1-Run games	3-2	Hit 0 home runs	11-8
2-Run games	2-1	... 1 home run	9-5
5+Run games	15-7	... 2+ home runs	4-1
Extra innings	1-1		
Shutouts	6-2	Opponent 0 home runs	19-4
	 1 home run	5-6
Scoring 0-2 runs	1-7 2+ HRs	0-4
..... 3-5 runs	5-7		
..... 6-9 runs	11-0	Made 0 errors	11-6
..... 10+ runs	7-0 1 error	10-4
	 2+ errors	3-4
Opponent 0-2 runs	16-1		
..... 3-5 runs	7-3	Opp. made 0 errors	9-7
..... 6-9 runs	1-5 1 error	8-5
..... 10+ runs	0-5 2+ errors	7-2
Scored in 1st inning	8-0	Out-hit opponent	19-0
Opp. scored in 1st	3-7	Out-hit by opponent	0-13
Scores first	20-2	Hits are tied	5-1
Opp. scores first	4-12		

Record when team scores:

Runs	0	1	2	3	4	5	6	7	8	9	10+
W-L	0-2	0-3	1-2	1-4	3-2	1-1	3-0	3-0	2-0	3-0	7-0

Record when opponent scores:

Runs	0	1	2	3	4	5	6	7	8	9	10+
W-L	6-0	6-1	4-0	3-1	3-1	1-1	1-2	0-0	0-2	0-1	0-5

Record when leading after:

Inn.	1	2	3	4	5	6	7	8
W-L	8-0	15-1	17-0	19-0	21-0	22-0	22-0	24-0

Record when trailing after:

Inn.	1	2	3	4	5	6	7	8
W-L	1-7	2-10	3-11	1-12	1-13	0-13	0-13	0-13

Record when tied after:

Inn.	1	2	3	4	5	6	7	8
W-L	15-7	7-3	4-3	4-2	2-1	2-1	2-1	0-1

Current winning streak: 1

Longest winning streak: 12

Longest losing streak: 4

Home attendance : 63478 (21 dates avg = 3022)

Away attendance : 85929 (14 dates avg = 6137)

Total attendance: 149407 (35 dates avg = 4268)

2019 TEAM GAME-BY-GAME [BATTING]

Date	Opponent	ab	r	h	rbi	2b	3b	hr	tb	bb	ibb	sb	cs	hbp	sac	sf	gdp	k	po	a	e	lob	avg
Feb 15	PRESBYTERIAN	35	7	13	7	2	0	1	18	3	0	0	1	2	0	1	0	4	27	12	0	10	.371
Feb 16	PRESBYTERIAN	30	1	5	1	1	0	1	9	7	0	0	0	1	0	0	2	2	27	6	2	10	.277
Feb 16	PRESBYTERIAN	34	9	11	7	2	0	1	16	6	0	2	0	0	0	1	2	7	27	9	1	8	.293
Feb 18	JACKSONVILLE STATE	33	13	10	10	2	0	1	15	9	0	2	0	3	1	0	1	9	27	4	0	9	.295
Feb 22	BALL STATE	31	7	7	6	1	0	1	11	7	0	0	0	2	0	0	2	12	27	13	1	9	.282
Feb 23	BALL STATE	36	5	9	5	1	0	1	13	8	0	0	0	0	0	0	0	9	27	9	0	12	.276
Feb 24	BALL STATE	32	6	11	6	4	0	0	15	4	0	2	0	1	1	1	0	3	27	7	0	9	.286
Feb 26	NORTH ALABAMA	33	8	11	7	1	0	1	15	8	0	0	1	2	0	1	0	7	27	6	0	12	.292
Feb 27	NORTH ALABAMA	29	4	7	4	1	0	0	8	8	0	0	0	0	1	1	0	5	27	4	2	11	.287
Mar 1	at South Alabama	33	7	9	7	2	1	0	13	10	0	1	0	0	0	2	1	7	27	7	0	11	.285
Mar 2	at South Alabama	40	10	15	8	5	1	3	31	5	0	3	0	2	1	0	1	9	27	6	0	11	.295
Mar 2	at South Alabama	37	6	11	5	4	0	0	15	3	0	3	0	1	0	1	0	9	27	5	1	9	.295
Mar 5	UAB	32	4	10	4	1	1	1	16	5	0	0	1	0	0	1	0	10	27	6	1	10	.297
Mar 6	SOUTH DAKOTA STAT	51	5	14	3	1	1	0	17	3	1	1	0	3	1	0	2	7	42	18	1	13	.294
Mar 8	NORTHERN KENTUCK	40	15	18	14	5	0	1	26	4	0	0	0	1	0	0	1	8	27	3	0	6	.306
Mar 9	NORTHERN KENTUCK	32	9	9	9	2	1	0	13	10	0	3	0	4	0	1	0	5	27	2	1	14	.305
Mar 10	NORTHERN KENTUCK	28	10	6	8	2	0	0	8	12	0	2	0	3	0	1	1	6	27	14	0	10	.300
Mar 12	MIDDLE TENNESSEE	29	2	6	2	1	0	0	7	3	0	0	1	2	0	0	0	9	27	9	0	8	.296
*Mar 15	at Ole Miss	30	0	4	0	1	0	0	5	4	0	0	1	0	0	0	0	14	24	6	0	7	.288
*Mar 16	at Ole Miss	35	8	13	8	3	1	1	21	9	0	1	1	1	1	2	1	10	27	11	2	13	.293
*Mar 17	at Ole Miss	33	2	5	2	3	0	0	8	3	0	1	0	0	0	0	0	14	24	14	0	7	.286
Mar 19	MAINE	39	16	16	16	3	1	3	30	11	0	2	0	0	0	2	1	5	27	6	0	12	.293
*Mar 22	ARKANSAS	33	3	7	2	1	0	0	8	3	0	0	1	1	0	0	0	8	27	8	1	7	.289
*Mar 23	ARKANSAS	32	10	9	10	1	0	1	13	7	0	0	0	0	0	2	0	2	27	8	1	7	.289
*Mar 24	ARKANSAS	33	2	5	1	0	0	0	5	5	0	1	1	0	0	1	0	10	27	8	2	10	.284
Mar 26	vs Auburn	29	6	10	4	3	0	0	13	8	0	3	1	1	1	0	0	5	27	12	1	9	.286
*Mar 29	at Florida	29	1	3	1	0	0	0	3	1	0	0	0	2	0	0	1	7	24	13	1	4	.280
*Mar 30	at Florida	30	3	4	2	0	0	1	7	5	0	0	0	3	0	1	0	10	24	10	0	9	.275
*Mar 31	at Florida	34	3	9	2	0	0	1	12	2	0	0	1	0	1	0	0	5	24	9	0	7	.275
Apr 2	TROY	31	4	5	4	0	0	2	11	6	0	2	0	1	0	1	0	5	27	8	2	8	.271
*Apr 5	SOUTH CAROLINA	35	9	11	9	2	0	2	19	5	0	0	0	3	0	0	1	8	27	11	0	10	.273
*Apr 5	SOUTH CAROLINA	35	4	11	4	1	0	0	12	1	0	4	1	1	0	0	0	1	27	7	1	9	.274
*Apr 6	SOUTH CAROLINA	42	4	7	4	2	0	0	9	3	1	0	1	2	1	0	0	8	36	12	2	8	.270
Apr 9	at Samford	47	21	19	21	3	1	9	51	7	0	0	0	2	0	0	0	10	27	7	2	8	.275
*Apr 12	at Mississippi State	31	0	4	0	3	0	0	7	4	0	0	0	0	0	0	0	18	24	13	0	8	.272
*Apr 13	at Mississippi State	30	1	6	1	2	0	0	8	3	0	1	1	1	0	0	1	5	24	3	1	6	.270
*Apr 14	at Mississippi State	37	3	11	3	3	0	1	17	3	0	0	1	1	0	0	0	8	24	11	1	11	.271
Apr 16	at UAB	33	3	7	2	1	0	0	8	7	0	1	1	1	1	0	1	9	27	12	1	12	.269
Totals		1293	231	348	209	70	8	33	533	212	2	35	15	47	10	20	19	290	1026	329	28	354	.269

2019 TEAM GAME-BY-GAME [PITCHING]

Date	Opponent	ip	h	r	er	bb	so	2b	3b	hr	wp	bk	hbp	dp	ibb	score	w-l	sv	era
Feb 15	PRESBYTERIAN	9.0	10	2	2	2	5	1	0	1	0	0	0	2	0	7-2	1-0	0	2.00
Feb 16	PRESBYTERIAN	9.0	13	4	2	5	11	2	2	1	1	0	0	1	0	1-4	1-1	0	2.00
Feb 16	PRESBYTERIAN	9.0	9	4	3	2	12	3	0	0	0	0	0	1	0	9-4	2-1	1	2.33
Feb 18	JACKSONVILLE STATE	9.0	6	2	2	2	9	2	0	0	0	0	0	0	0	13-2	3-1	1	2.25
Feb 22	BALL STATE	9.0	4	1	1	1	10	0	0	0	2	0	0	2	0	7-1	4-1	1	2.00
Feb 23	BALL STATE	9.0	10	8	8	6	8	3	0	0	1	0	0	1	0	5-8	4-2	1	3.00
Feb 24	BALL STATE	9.0	1	0	0	2	9	0	0	0	0	0	0	1	0	6-0	5-2	1	2.57
Feb 26	NORTH ALABAMA	9.0	2	0	0	3	15	1	0	0	0	0	2	0	0	8-0	6-2	1	2.25
Feb 27	NORTH ALABAMA	9.0	7	1	0	2	12	0	0	0	0	0	1	0	0	4-1	7-2	2	2.00
Mar 1	at South Alabama	9.0	5	3	3	1	7	1	0	1	0	0	0	0	0	7-3	8-2	3	2.10
Mar 2	at South Alabama	9.0	10	5	5	5	10	1	1	0	0	0	1	1	0	10-5	9-2	3	2.36
Mar 2	at South Alabama	9.0	4	1	1	2	17	1	0	0	0	0	0	0	0	6-1	10-2	3	2.25
Mar 5	UAB	9.0	6	3	3	2	10	1	0	0	1	0	1	1	0	4-3	11-2	4	2.31
Mar 6	SOUTH DAKOTA STAT	14.0	13	4	3	5	9	2	0	0	0	0	0	2	0	5-4	12-2	4	2.27
Mar 8	NORTHERN KENTUCK	9.0	5	1	1	0	8	1	0	0	0	0	0	0	0	15-1	13-2	4	2.19
Mar 9	NORTHERN KENTUCK	9.0	9	4	1	3	9	0	0	1	1	0	1	0	0	9-4	14-2	4	2.11
Mar 10	NORTHERN KENTUCK	9.0	6	1	1	1	6	2	0	0	0	0	0	0	0	10-1	15-2	4	2.05
Mar 12	MIDDLE TENNESSEE	9.0	6	0	0	0	5	1	0	0	0	0	2	1	0	2-0	16-2	5	1.94
*Mar 15	at Ole Miss	8.0	6	1	1	1	5	0	0	1	3	0	0	0	0	0-1	16-3	5	1.90
*Mar 16	at Ole Miss	9.0	6	6	4	8	5	0	0	0	1	0	3	1	0	8-6	17-3	6	2.01
*Mar 17	at Ole Miss	8.0	10	12	12	8	4	3	0	0	2	0	1	1	0	2-12	17-4	6	2.48
Mar 19	MAINE	9.0	7	0	0	4	13	2	0	0	0	0	0	0	0	16-0	18-4	6	2.37
*Mar 22	ARKANSAS	9.0	15	12	11	1	14	3	0	3	0	0	2	0	0	3-12	18-5	6	2.74
*Mar 23	ARKANSAS	9.0	4	0	0	4	4	1	0	0	0	0	0	1	0	10-0	19-5	6	2.63
*Mar 24	ARKANSAS	9.0	14	10	10	4	9	4	0	2	0	0	2	1	0	2-10	19-6	6	2.92
Mar 26	vs Auburn	9.0	8	3	2	4	7	1	0	0	0	0	1	2	0	6-3	20-6	6	2.89
*Mar 29	at Florida	8.0	7	3	3	5	5	1	0	0	0	1	0	0	0	1-3	20-7	6	2.90
*Mar 30	at Florida	8.0	16	12	12	2	6	4	0	5	1	0	0	1	0	3-12	20-8	6	3.24
*Mar 31	at Florida	8.0	9	6	6	2	4	2	0	1	1	0	0	0	0	3-6	20-9	6	3.34
Apr 2	TROY	9.0	6	8	5	8	14	2	0	1	1	1	0	0	0	4-8	20-10	6	3.40
*Apr 5	SOUTH CAROLINA	9.0	4	0	0	0	5	2	0	0	0	0	0	1	0	9-0	21-10	6	3.29
*Apr 5	SOUTH CAROLINA	9.0	3	1	1	4	12	0	0	1	0	0	1	1	0	4-1	22-10	7	3.22
*Apr 6	SOUTH CAROLINA	12.0	9	5	3	5	13	1	0	0	2	0	3	0	2	4-5	22-11	7	3.18
Apr 9	at Samford	9.0	7	2	1	4	7	0	0	0	0	0	0	1	0	21-2	23-11	7	3.12
*Apr 12	at Mississippi State	8.0	13	6	6	1	5	2	0	1	0	0	0	0	0	0-6	23-12	7	3.21
*Apr 13	at Mississippi State	8.0	10	9	9	6	7	0	0	3	1	0	0	0	0	1-9	23-13	7	3.38
*Apr 14	at Mississippi State	8.0	17	13	13	6	5	6	0	1	3	1	0	0	0	3-13	23-14	7	3.65
Apr 16	at UAB	9.0	7	2	2	0	5	0	0	1	1	0	1	2	0	3-2	24-14	8	3.61
Totals		342.0	304	155	137	121	321	56	3	24	22	3	22	25	2	231-155	24-14	8	3.61

2019 CUMULATIVE STATS



2019 Alabama Baseball
Overall Statistics for Alabama (as of Apr 18, 2019)
(All games Sorted by Batting avg)



Record: 24-14 Home: 17-6 Away: 6-8 Neutral: 1-0 SEC: 4-11

Player	avg	gp-gs	ab	r	h	2b	3b	hr	rbi	tb	slg%	bb	hp	so	gdp	ob%	sf	sh	sb-att	po	a	e	fld%
Kolby Robinson	.342	37-37	120	17	41	4	1	0	19	47	.392	15	7	10	0	.432	4	5	5-8	49	87	6	.958
Drew Williamson	.324	36-35	111	21	36	5	1	2	16	49	.441	28	2	25	2	.465	1	0	4-5	267	7	1	.996
Keith Holcombe	.308	34-34	117	18	36	12	1	3	29	59	.504	14	8	28	1	.414	1	0	2-2	45	0	1	.978
Tyler Gentry	.305	38-37	141	25	43	7	0	8	28	74	.525	14	3	29	1	.375	2	0	5-10	79	2	1	.988
Morgan McCullough	.301	36-36	133	23	40	10	2	2	22	60	.451	28	2	24	3	.422	3	0	4-6	49	87	5	.965
Joe Breaux	.261	36-36	138	22	36	11	2	2	20	57	.413	20	6	31	2	.373	2	1	3-5	89	0	0	1.000
Brett Auerbach	.228	37-36	145	22	33	9	0	1	20	45	.310	16	5	30	1	.321	2	3	4-5	193	44	3	.988

T.J. Reeves	.286	30-21	77	26	22	4	0	6	17	44	.571	17	4	19	1	.434	1	0	4-5	22	1	0	1.000
Isaiah Byars	.273	7-0	11	0	3	0	0	0	3	3	.273	1	0	5	0	.333	0	0	0-0	2	4	1	.857
Justin King	.270	21-10	37	9	10	2	0	2	3	18	.486	19	1	19	0	.526	0	0	2-2	25	2	1	.964
Johnny Hawk	.250	20-10	40	11	10	2	0	3	9	21	.525	11	2	13	2	.434	0	0	0-0	99	14	1	.991
Sam Praytor	.222	6-5	18	6	4	0	0	2	3	10	.556	2	2	4	1	.364	0	0	0-0	24	0	0	1.000
John Trousdale	.221	28-17	68	14	15	2	1	1	8	22	.324	12	0	13	0	.333	1	0	0-0	29	14	3	.935
Daniel Carinci	.188	11-2	16	2	3	0	0	0	1	3	.188	0	2	4	0	.263	1	0	0-0	4	6	1	.909
Tyler Ras	.167	10-2	18	2	3	1	0	1	4	7	.389	1	0	6	1	.211	0	0	0-0	6	2	1	.889
Kobe Morris	.161	29-17	62	6	10	1	0	0	3	11	.177	8	2	18	2	.274	1	0	1-1	19	28	1	.979
Gene Wood	.115	15-6	26	4	3	0	0	0	4	3	.115	5	1	7	1	.273	1	0	0-0	1	0	0	1.000
Walker McCleney	.000	24-0	15	3	0	0	0	0	0	0	.000	1	0	5	1	.063	0	1	1-1	19	0	0	1.000
Sam Finnerty	.000	1-1	0	0	0	0	0	0	0	0	.000	0	0	0	0	.000	0	0	0-0	0	7	0	1.000
Totals	.269	38	1293	231	348	70	8	33	209	533	.412	212	47	290	19	.386	20	10	35-50	1026	329	28	.980
Opponents	.237	38	1284	155	304	56	3	24	139	438	.341	121	22	321	20	.310	13	10	23-30	997	327	35	.974

LOB - Team (354), Opp (270). DPs turned - Team (25), Opp (23). CI - Team (1), Hawk 1. IBB - Team (2), McCullough 1, Williamson 1, Opp (2). Picked off - Holcombe 1.

(All games Sorted by Earned run avg)

Player	era	w-l	app	gs	cg	sho	sv	ip	h	r	er	bb	so	2b	3b	hr	b/avg	wp	hp	bks	sfa	sha
Sam Finnerty	3.50	5-4	9	9	1	1/0	0	54.0	51	22	21	6	40	10	0	5	.245	2	1	0	2	1
Brook Love	3.96	4-2	10	8	0	0/1	0	36.1	31	18	16	15	45	1	0	6	.225	2	3	0	0	2

Dylan Oliver	0.00	0-0	5	0	0	0/1	0	4.1	4	1	0	2	3	1	0	0	.250	0	0	0	0	0
Garret Rukes	0.84	3-0	12	2	0	0/1	0	21.1	18	3	2	5	14	3	0	1	.240	2	0	0	1	2
Jeremy Randolph	1.78	1-0	15	0	0	0/3	6	25.1	11	5	5	10	35	2	0	2	.134	3	2	0	1	1
Davis Vainer	2.00	1-0	11	0	0	0/1	0	18.0	7	4	4	10	26	0	0	1	.117	1	1	1	0	1
Brock Guffey	2.53	0-0	9	0	0	0/3	0	10.2	10	4	3	2	9	3	0	1	.244	1	1	1	1	0
Chase Lee	3.00	1-0	14	0	0	0/0	0	21.0	17	8	7	2	19	2	0	0	.218	1	3	1	1	0
Tyler Ras	3.18	1-2	11	9	0	0/2	0	28.1	33	12	10	9	22	7	2	1	.297	1	3	0	1	1
Deacon Medders	3.86	2-2	15	0	0	0/2	0	18.2	11	10	8	14	31	2	0	1	.159	2	1	0	0	0
Wil Freeman	4.09	2-2	9	5	0	0/1	0	22.0	22	12	10	6	14	5	0	1	.262	1	3	0	2	0
Connor Shamblin	4.12	2-1	10	4	0	0/2	0	19.2	13	11	9	14	22	5	0	1	.186	1	0	0	1	0
Casey Cobb	5.25	0-1	11	1	0	0/1	1	24.0	28	17	14	10	20	5	0	1	.283	0	0	0	0	1
Kyle Cameron	5.52	2-0	13	0	0	0/2	0	14.2	17	9	9	2	8	3	0	0	.298	0	2	0	1	1
Dylan Smith	6.14	0-0	11	0	0	0/1	0	14.2	16	10	10	9	10	3	0	3	.286	3	1	0	0	0
Jacob McNairy	9.00	0-0	7	0	0	0/0	1	9.0	15	9	9	5	3	4	1	0	.375	2	1	0	2	0
Totals	3.61	24-14	38	38	1	6/5	8	342.0	304	155	137	121	321	56	3	24	.237	22	22	3	13	10
Opponents	5.61	14-24	38	38	1	2/2	3	332.1	348	231	207	212	290	70	8	33	.269	50	47	7	20	10

PB - Team (4), Auerbach 2, Hawk 2, Opp (9). Pickoffs - Team (2), Smith 1, Auerbach 1, Opp (1). SBA/ATT - Auerbach (17-21), Hawk (6-9), Love (4-5), Vainer (3-4), Medders (3-3), Smith (3-3), Cameron (2-2), Ras (1-2), Freeman (1-2), Lee (0-2), Rukes (2-2), Randolph (1-1), Cobb (1-1), Shamblin (0-1), Guffey (1-1), Finnerty (1-1).

2019 CUMULATIVE STATS



2019 Alabama Baseball
Overall Statistics for Alabama (as of Apr 18, 2019)
(All games Sorted by Fielding pct)



Player	c	po	a	e	fld%	dp	sba	csb	sba%	pb	ci
Joe Breaux	89	89	0	0	1.000	0	0	0	---	0	0
Sam Praytor	24	24	0	0	1.000	0	0	0	---	0	0
T.J. Reeves	23	22	1	0	1.000	0	0	0	---	0	0
Walker McCleney	19	19	0	0	1.000	0	0	0	---	0	0
Sam Finnerty	7	0	7	0	1.000	0	1	0	1.000	0	0
Casey Cobb	6	0	6	0	1.000	0	1	0	1.000	0	0
Connor Shamblin	4	1	3	0	1.000	1	0	1	.000	0	0
Dylan Smith	4	1	3	0	1.000	0	3	0	1.000	0	0
Jeremy Randolph	4	1	3	0	1.000	1	1	0	1.000	0	0
Kyle Cameron	3	1	2	0	1.000	0	2	0	1.000	0	0
Brock Guffey	2	0	2	0	1.000	0	1	0	1.000	0	0
Brock Love	2	0	2	0	1.000	0	4	1	.800	0	0
Jacob McNairy	1	0	1	0	1.000	0	0	0	---	0	0
Garret Rukes	1	0	1	0	1.000	0	2	0	1.000	0	0
Wil Freeman	1	1	0	0	1.000	0	1	1	.500	0	0
Gene Wood	1	1	0	0	1.000	0	0	0	---	0	0
Deacon Medders	1	0	1	0	1.000	0	3	0	1.000	0	0
Drew Williamson	275	267	7	1	.996	20	0	0	---	0	0
Johnny Hawk	114	99	14	1	.991	0	6	3	.667	2	1
Tyler Gentry	82	79	2	1	.988	0	0	0	---	0	0
Brett Auerbach	240	193	44	3	.988	1	17	4	.810	2	0
Kobe Morris	48	19	28	1	.979	3	0	0	---	0	0
Keith Holcombe	46	45	0	1	.978	0	0	0	---	0	0
Morgan McCullough	141	49	87	5	.965	19	0	0	---	0	0
Justin King	28	25	2	1	.964	3	0	0	---	0	0
Kolby Robinson	142	49	87	6	.958	19	0	0	---	0	0
John Trousdale	46	29	14	3	.935	1	0	0	---	0	0
Daniel Carinci	11	4	6	1	.909	1	0	0	---	0	0
Tyler Ras	9	6	2	1	.889	1	1	1	.500	0	0
Isaiah Byars	7	2	4	1	.857	0	0	0	---	0	0
Davis Vainer	1	0	0	1	.000	0	3	1	.750	0	0
Chase Lee	1	0	0	1	.000	0	0	2	.000	0	0
Dylan Oliver	0	0	0	0	.000	0	0	0	---	0	0
Totals	1383	1026	329	28	.980	25	23	7	.767	4	1
Opponents	1359	997	327	35	.974	23	35	15	.700	9	0

Hitting minimums - 1 Games 75% of Games 5 AB 2.0 AB/Game 5 TPA 3.0 TPA/Game
 Pitching minimums - 1 Games 1% of Games 30 IP 1 BF 1 Decisions

2019 CUMULATIVE SEC STATS



2019 Alabama Baseball
Conference statistics for Alabama (as of Apr 18, 2019)
(SEC games only Sorted by Batting avg)



Record: 4-11 Home: 3-3 Away: 1-8 SEC: 4-11

Player	avg	gp-gs	ab	r	h	2b	3b	hr	rbi	tb	slg%	bb	hp	so	gdp	ob%	sf	sh	sb-att	po	a	e	fld%
Kolby Robinson	.288	15-15	52	6	15	1	1	0	6	18	.346	5	3	7	0	.377	1	1	1-3	23	44	3	.957
T.J. Reeves	.278	14-11	36	11	10	3	0	2	4	19	.528	11	2	10	0	.469	0	0	2-3	10	0	0	1.000
Tyler Gentry	.263	15-15	57	7	15	2	0	1	6	20	.351	1	2	15	0	.295	1	0	2-5	34	2	0	1.000
Morgan McCullough	.254	15-15	59	6	15	3	0	0	6	18	.305	6	2	10	1	.338	1	0	2-3	16	44	3	.952
Drew Williamson	.212	15-15	52	5	11	2	0	1	5	16	.308	8	1	15	2	.328	0	0	1-1	131	3	0	1.000
Keith Holcombe	.204	15-15	54	5	11	6	0	1	7	20	.370	5	3	17	1	.306	0	0	0-0	16	0	1	.941
Joe Breaux	.196	14-14	51	4	10	1	0	1	4	14	.275	8	0	18	0	.300	1	1	0-1	41	0	0	1.000
Brett Auerbach	.145	14-14	55	3	8	3	0	0	4	11	.200	3	0	11	0	.190	0	1	0-1	73	16	2	.978
Johnny Hawk	.313	8-4	16	1	5	1	0	1	2	9	.563	2	1	5	0	.421	0	0	0-0	30	2	0	1.000
Justin King	.250	3-0	4	0	1	0	0	0	0	1	.250	0	0	3	0	.250	0	0	0-0	2	1	0	1.000
John Trousdale	.160	11-7	25	3	4	0	0	0	2	4	.160	5	0	8	0	.290	1	0	0-0	6	7	1	.929
Tyler Ras	.143	4-1	7	0	1	0	0	0	1	1	.143	0	0	1	0	.143	0	0	0-0	0	0	0	.000
Kobe Morris	.115	12-9	26	2	3	0	0	0	2	3	.115	4	1	6	0	.250	1	0	0-0	5	15	1	.952
Walker McCleney	.000	6-0	2	0	0	0	0	0	0	0	.000	0	0	1	0	.000	0	0	0-0	0	0	0	.000
Daniel Carinci	.000	2-0	2	0	0	0	0	0	0	0	.000	0	0	0	0	.000	0	0	0-0	0	0	0	.000
Gene Wood	.000	1-0	1	0	0	0	0	0	0	0	.000	0	0	1	0	.000	0	0	0-0	0	0	0	.000
Totals	.218	15	499	53	109	22	1	7	49	154	.309	58	15	128	4	.315	6	3	8-17	390	144	12	.978
Opponents	.276	15	518	96	143	29	0	18	88	226	.436	57	12	103	7	.359	4	4	14-16	405	130	11	.980

LOB - Team (123), Opp (109). DPs turned - Team (7), Opp (4). IBB - Team (1), Williamson 1, Opp (2).

(SEC games only Sorted by Earned run avg)

Player	era	w-l	app	gs	cg	sho	sv	ip	h	r	er	bb	so	2b	3b	hr	b/avg	wp	hp	bk	sfa	sha
Garret Rukes	1.69	0-0	4	0	0	0/0	0	5.1	8	1	1	0	3	1	0	1	.381	1	0	0	1	1
Brock Guffey	2.84	0-0	5	0	0	0/1	0	6.1	5	2	2	1	3	1	0	1	.217	1	1	1	1	0
Jeremy Randolph	3.18	0-0	6	0	0	0/0	2	11.1	4	4	4	8	12	1	0	1	.111	2	2	0	0	0
Connor Shamblin	4.50	0-0	3	0	0	0/1	0	4.0	3	2	2	4	2	3	0	0	.200	1	0	0	0	0
Sam Finnerty	4.66	1-4	5	5	1	1/0	0	29.0	31	16	15	4	21	7	0	3	.261	2	1	0	0	0
Chase Lee	5.40	0-0	5	0	0	0/0	0	10.0	10	7	6	2	8	2	0	0	.244	0	2	1	0	0
Davis Vainer	5.40	0-0	4	0	0	0/0	0	6.2	4	4	4	5	6	0	0	1	.174	0	0	0	0	1
Deacon Medders	5.87	1-1	6	0	0	0/0	0	7.2	6	5	5	7	10	1	0	1	.207	1	1	0	0	0
Brock Love	6.75	2-2	5	5	0	0/1	0	20.0	19	16	15	11	19	1	0	5	.244	2	2	0	0	0
Tyler Ras	7.36	0-1	3	2	0	0/0	0	3.2	9	5	3	1	2	3	0	0	.474	0	0	0	1	0
Casey Cobb	7.62	0-1	5	1	0	0/0	0	13.0	18	11	11	4	12	4	0	1	.327	0	0	0	0	1
Wil Freeman	12.46	0-2	2	2	0	0/0	0	4.1	6	6	6	2	1	2	0	1	.333	1	1	0	0	0
Dylan Smith	15.43	0-0	4	0	0	0/0	0	4.2	8	8	8	5	4	2	0	3	.421	1	1	0	0	0
Kyle Cameron	18.90	0-0	6	0	0	0/0	0	3.1	10	7	7	1	0	1	0	0	.556	0	1	0	1	1
Jacob McNairy	27.00	0-0	1	0	0	0/0	0	0.2	2	2	2	2	0	0	0	0	.500	2	0	0	0	0
Totals	6.30	4-11	15	15	1	2/1	2	130.0	143	96	91	57	103	29	0	18	.276	14	12	2	4	4
Opponents	3.13	11-4	15	15	1	2/2	1	135.0	109	53	47	58	128	22	1	7	.218	18	15	0	6	3

PB - Team (0), Opp (3). Pickoffs - Team (1), Auerbach 1. SBA/ATT - Auerbach (11-13), Love (2-3), Hawk (3-3), Cameron (2-2), Vainer (2-2), Medders (2-2), Guffey (1-1), Randolph (1-1), Ras (1-1), Finnerty (1-1), Smith (1-1), Cobb (1-1), Lee (0-1).

2019 CUMULATIVE SEC STATS



2019 Alabama Baseball
Conference statistics for Alabama (as of Apr 18, 2019)
(SEC games only Sorted by Fielding pct)



Player	c	po	a	e	fld%	dp	sba	csb	sba%	pb	ci
Drew Williamson	134	131	3	0	1.000	6	0	0	---	0	0
Joe Breaux	41	41	0	0	1.000	0	0	0	---	0	0
Tyler Gentry	36	34	2	0	1.000	0	0	0	---	0	0
Johnny Hawk	32	30	2	0	1.000	0	3	0	1.000	0	0
T.J. Reeves	10	10	0	0	1.000	0	0	0	---	0	0
Connor Shamblin	3	1	2	0	1.000	0	0	0	---	0	0
Justin King	3	2	1	0	1.000	1	0	0	---	0	0
Casey Cobb	3	0	3	0	1.000	0	1	0	1.000	0	0
Brock Guffey	2	0	2	0	1.000	0	1	0	1.000	0	0
Sam Finnerty	2	0	2	0	1.000	0	1	0	1.000	0	0
Jeremy Randolph	1	1	0	0	1.000	0	1	0	1.000	0	0
Wil Freeman	1	1	0	0	1.000	0	0	0	---	0	0
Kyle Cameron	1	0	1	0	1.000	0	2	0	1.000	0	0
Brett Auerbach	91	73	16	2	.978	0	11	2	.846	0	0
Kolby Robinson	70	23	44	3	.957	7	0	0	---	0	0
Morgan McCullough	63	16	44	3	.952	7	0	0	---	0	0
Kobe Morris	21	5	15	1	.952	0	0	0	---	0	0
Keith Holcombe	17	16	0	1	.941	0	0	0	---	0	0
John Trousdale	14	6	7	1	.929	0	0	0	---	0	0
Chase Lee	1	0	0	1	.000	0	0	1	.000	0	0
Jacob McNairy	0	0	0	0	.000	0	0	0	---	0	0
Daniel Carinci	0	0	0	0	.000	0	0	0	---	0	0
Walker McCleney	0	0	0	0	.000	0	0	0	---	0	0
Garret Rukes	0	0	0	0	.000	0	0	0	---	0	0
Dylan Smith	0	0	0	0	.000	0	1	0	1.000	0	0
Tyler Ras	0	0	0	0	.000	0	1	0	1.000	0	0
Deacon Medders	0	0	0	0	.000	0	2	0	1.000	0	0
Davis Vainer	0	0	0	0	.000	0	2	0	1.000	0	0
Brock Love	0	0	0	0	.000	0	2	1	.667	0	0
Gene Wood	0	0	0	0	.000	0	0	0	---	0	0
Totals	546	390	144	12	.978	7	14	2	.875	0	0
Opponents	546	405	130	11	.980	4	8	9	.471	3	0

Hitting minimums - 1 Games 75% of Games 5 AB 2.0 AB/Game 5 TPA 3.0 TPA/Game

Pitching minimums - 1 Games 1% of Games 30 IP 1 BF 1 Decisions

2019 TEAM MISCELLANEOUS STATS [OVERALL]

Multiple Hit Games	2	3	4	5+	Total
Keith Holcombe	10	2	-	-	12
Morgan McCullough	8	3	-	-	11
Joe Breaux	8	3	-	-	11
Tyler Gentry	6	4	1	-	11
Kolby Robinson	5	4	-	-	9
Drew Williamson	5	3	1	-	9
T.J. Reeves	6	-	-	-	6
Brett Auerbach	2	2	-	1	5
John Trousdale	4	-	-	-	4
Justin King	2	-	-	-	2
Johnny Hawk	2	-	-	-	2
Gene Wood	1	-	-	-	1
Sam Praytor	1	-	-	-	1
Kobe Morris	1	-	-	-	1
TEAM	61	21	2	1	85

Multiple RBI Games	2	3	4	5+	Total
Tyler Gentry	6	2	1	-	9
Keith Holcombe	3	2	2	-	7
Morgan McCullough	6	-	-	-	6
Joe Breaux	3	1	1	-	5
Drew Williamson	5	-	-	-	5
Kolby Robinson	3	1	-	-	4
T.J. Reeves	1	2	1	-	4
Johnny Hawk	3	-	-	-	3
Brett Auerbach	1	1	1	-	3
John Trousdale	2	-	-	-	2
Isaiah Byars	1	-	-	-	1
Gene Wood	1	-	-	-	1
Sam Praytor	1	-	-	-	1
Tyler Ras	1	-	-	-	1
TEAM	37	9	6	0	52

Hitting Streaks	Longest	Current
Morgan McCullough	11	-
Tyler Gentry	9	9
Brett Auerbach	7	2
Kolby Robinson	6	-
Keith Holcombe	5	2
Joe Breaux	5	-
Drew Williamson	5	2
T.J. Reeves	4	3
Justin King	4	-
John Trousdale	4	-
Kobe Morris	4	-
Johnny Hawk	3	3
Isaiah Byars	2	2
Tyler Ras	2	-
Sam Praytor	2	-
Gene Wood	1	1
Daniel Carinci	1	-

Reached Base Streaks	Longest	Current
Morgan McCullough	25	10
Keith Holcombe	20	2
Drew Williamson	19	2
Joe Breaux	17	-
T.J. Reeves	15	3
Tyler Gentry	10	9
Brett Auerbach	10	2
Kolby Robinson	10	6
Johnny Hawk	8	8
John Trousdale	8	2
Justin King	7	-
Kobe Morris	4	-
Sam Praytor	4	-
Daniel Carinci	3	-
Tyler Ras	2	-
Isaiah Byars	2	2
Walker McCleney	1	-
Gene Wood	1	1


2019 TEAM MISCELLANEOUS STATS [SEC]

Multiple Hit Games	2	3	4	5+	Total
Morgan McCullough	4	1	-	-	5
Joe Breaux	4	-	-	-	4
Tyler Gentry	4	-	-	-	4
Kolby Robinson	2	1	-	-	3
Keith Holcombe	2	1	-	-	3
T.J. Reeves	2	-	-	-	2
Drew Williamson	1	1	-	-	2
John Trousdale	1	-	-	-	1
Johnny Hawk	1	-	-	-	1
Brett Auerbach	1	-	-	-	1
TEAM	22	4	0	0	26

Multiple RBI Games	2	3	4	5+	Total
Morgan McCullough	2	-	-	-	2
Drew Williamson	2	-	-	-	2
Keith Holcombe	2	-	-	-	2
Tyler Gentry	-	-	1	-	1
Brett Auerbach	1	-	-	-	1
Kolby Robinson	-	1	-	-	1
T.J. Reeves	1	-	-	-	1
Joe Breaux	1	-	-	-	1
TEAM	9	1	1	0	11

Hitting Streaks	Longest	Current
Tyler Gentry	6	6
Drew Williamson	6	1
Morgan McCullough	5	1
T.J. Reeves	4	2
Kolby Robinson	4	3
Brett Auerbach	3	1
Kobe Morris	2	-
Johnny Hawk	2	2
Joe Breaux	2	-
Keith Holcombe	2	1
Justin King	1	1
John Trousdale	1	-
Tyler Ras	1	-

Reached Base Streaks	Longest	Current
Drew Williamson	12	1
T.J. Reeves	11	2
Morgan McCullough	8	8
Kolby Robinson	7	4
Tyler Gentry	6	6
Johnny Hawk	5	5
Joe Breaux	4	4
Brett Auerbach	3	1
Keith Holcombe	3	1
Kobe Morris	2	-
John Trousdale	2	2
Justin King	1	1
Tyler Ras	1	-



1 Daniel Carinci

FRESHMAN


INF • 5-10 • 185 • Ajax, Ontario
Pickering



2 John Trousdale

JUNIOR

INF • 6-0 • 190 • Rogersville, Ala.
Lauderdale County



4 Joe Breaux

SENIOR

OF • 5-11 • 200 • Tomball, Texas
McLennan C.C./Tomball



5 Tyler Ras

FRESHMAN

RHP/OF • 6-4 • 200 • Middletown, N.J.
Middletown North



7 Brett Auerbach

JUNIOR

C/INF • 5-9 • 180 • Mission Viejo, Calif.
Saddleback C.C./Tesoro



8 Morgan McCullough

JUNIOR

INF • 5-9 • 180 • Seattle, Wash.
Chipola C.C./Oregon/West Seattle



9 Casey Cobb

JUNIOR

RHP • 5-10 • 190 • Hamilton, Ga.
Chattahoochee Valley C.C./Harris County



10 Sam Finnerty

SENIOR

RHP • 6-0 • 225 • Pelham, Ala.
Pelham



11 Wil Freeman

JUNIOR

RHP • 6-1 • 205 • Semmes, Ala.
Jones County J.C./Faith Academy



12 Tyrell Shavers

SOPHOMORE

OF • 6-6 • 216 • Lewisville, Texas
Lewisville



13 Walker McCleney

JUNIOR


OF • 5-8 • 175 • Morris, Ala.
Mortimer Jordan



14 Gene Wood

R-JUNIOR

OF • 6-0 • 190 • Flowood, Miss.
Jackson Preparatory



16 Isaiah Byars

FRESHMAN

INF • 6-0 • 180 • Stone Mountain, Ga.
Parkview



18 Keith Holcombe

SENIOR


OF • 6-4 • 235 • Tuscaloosa, Ala.
Hillcrest



19 Sam Praytor

SOPHOMORE

C • 5-9 • 220 • Helena, Ala.
Helena



20 Brock Love

R-JUNIOR

RHP • 6-1 • 210 • Gadsden, Ala.
Southside



21 Garret Rukes

R-SOPHOMORE

LHP • 6-4 • 205 • Coconut Creek, Fla.
Pine Crest



22 T.J. Reeves

FRESHMAN

OF • 5-11 • 200 • Birmingham, Ala.
Hueytown



23 Jeremy Randolph

GRADUATE

RHP • 5-11 • 210 • Miamisburg, Ohio
Wright State/Miamisburg



24 Kolby Robinson

JUNIOR


INF • 5-9 • 170 • Cullman, Ala.
Wallace State C.C./Cullman



25 Dylan Smith

FRESHMAN

RHP • 6-1 • 160 • Stafford, Texas
Stafford



26 Dylan Oliver

JUNIOR

LHP • 5-10 • 155 • Mount Olive, Ala.
Marion Military Institute/Gardendale



27 Chase Lee

R-FRESHMAN


RHP • 6-0 • 150 • McCalla, Ala.
McAdory



28 Tyler Gentry

SOPHOMORE

OF • 6-2 • 200 • Arlington, Tenn.
Walters State C.C./Arlington



29 Connor Shamblin

FRESHMAN

RHP • 6-1 • 195 • Lakeland, Tenn.
Briarcrest Christian



32 Deacon Medders

JUNIOR


RHP • 6-4 • 195 • Tuscaloosa, Ala.
American Christian Academy



33 Kyle Cameron

R-JUNIOR

RHP • 6-5 • 220 • Tuscaloosa, Ala.
Hale County



34 Jacob McNairy

FRESHMAN


RHP • 6-1 • 195 • Athens, Ala.
Athens



36 Justin King

JUNIOR

OF/INF • 6-1 • 200 • Okotoks, Alberta
Indian Hills C.C./Foothills Composite



40 Brock Guffey

SOPHOMORE

LHP • 6-1 • 190 • Hoover, Ala.
Hoover



42 Johnny Hawk

JUNIOR

C • 5-9 • 180 • McClelland, Iowa
Iowa Western C.C./Creighton Prep



44 Davis Vanier

R-JUNIOR

RHP • 6-0 • 185 • Atlanta, Ga.
Riverwood



48 Landon Green

FRESHMAN

RHP • 6-1 • 180 • Helena, Ala.
Helena



50 Kobe Morris

JUNIOR

INF • 6-4 • 200 • Victoria, B.C.
Crowder C.C./Spectrum



55 Drew Williamson

FRESHMAN

NF/OF • 6-5 • 210 • Brewton, Ala.
T.R. Miller



6 Brad Bohannon

HEAD COACH

Second Season
Berry College, 1998



15 Jason Jackson

ASST. COACH

Second Season
Florida State, 2000



3 Jerry Zulli

ASST. COACH

Second Season
New Orleans, 2002



41 Matt Reida

VOL. COACH

First Season
Kentucky, 2014



Jack Hoehl

DIR. OF OPS.

Second Season
Auburn, 2012