



VANDERBILT

2019 BASEBALL GAME NOTES



Vanderbilt Athletic Communications ★ 2601 Jess Neely Dr. Nashville, TN 37212
Baseball Contact: Andrew Pate ★ Cell: 713.387.9119 ★ Email: andrew.pate@vanderbilt.edu
VUCommodores.com ★ Twitter: @VandyBoys

2019 SCHEDULE/RESULTS

OVERALL: 57-11 | SEC: 23-7 | H: 28-5 | A: 13-4 | N: 16-2

FEBRUARY (6-2)

15	vs. Virginia#	W, 15-9	Talking Stick, Ariz.
16	vs. #25 Cal State Fullerton#	W, 14-9	Talking Stick, Ariz.
17	vs. #19 TCU#	L, 10-2	Talking Stick, Ariz.
20	EVANSVILLE	W, 5-4	Nashville, Tenn.
23	PEPPERDINE	CANCELLED	Nashville, Tenn.
24	PEPPERDINE (G1)	W, 6-3	Nashville, Tenn.
24	PEPPERDINE (G2)	W, 6-2	Nashville, Tenn.
26	SE MISSOURI STATE	W, 11-3	Nashville, Tenn.
27	AUSTIN PEAY	L, 7-6 (10 inn)	Nashville, Tenn.

MARCH (16-4)

1	DAYTON	W, 11-3	Nashville, Tenn.
2	DAYTON (G1)	W, 5-1	Nashville, Tenn.
2	DAYTON (G2)	W, 2-0	Nashville, Tenn.
5	DAVIDSON	W, 24-2	Nashville, Tenn.
6	ETSU	W, 12-4	Nashville, Tenn.
8	ILLINOIS STATE	W, 10-4	Nashville, Tenn.
10	ILLINOIS STATE (G1)	W, 9-1	Nashville, Tenn.
10	ILLINOIS STATE (G2)	L, 7-3	Nashville, Tenn.
12	SAMFORD	W, 11-6	Nashville, Tenn.
15	at #19 Texas A&M*	W, 7-4	College Station, Texas
16	at #19 Texas A&M*	L, 8-7	College Station, Texas
17	at #19 Texas A&M*	L, 7-0	College Station, Texas
19	vs. Belmont^	W, 3-0	Nashville, Tenn.
21	#14 FLORIDA*	W, 5-0	Nashville, Tenn.
22	#14 FLORIDA*	W, 15-2	Nashville, Tenn.
23	#14 FLORIDA*	W, 14-2	Nashville, Tenn.
26	vs. Lipscomb^	W, 15-1	Nashville, Tenn.
29	TENNESSEE*	W, 4-2	Nashville, Tenn.
30	TENNESSEE*	W, 10-4	Nashville, Tenn.
31	TENNESSEE*	L, 7-6	Nashville, Tenn.

APRIL (13-3)

2	WESTERN KENTUCKY	W, 5-4 (10 inn)	Nashville, Tenn.
5	at #4 Georgia*	W, 3-2 (11 inn)	Athens, Ga.
6	at #4 Georgia*	L, 8-3	Athens, Ga.
7	at #4 Georgia*	L, 3-1	Athens, Ga.
9	at Middle Tennessee	W, 15-3	Murfreesboro, Tenn.
12	#12 ARKANSAS*	W, 3-2	Nashville, Tenn.
13	#12 ARKANSAS*	W, 12-2	Nashville, Tenn.
14	#12 ARKANSAS*	L, 14-12	Nashville, Tenn.
16	INDIANA STATE	W, 7-1	Nashville, Tenn.
19	at Alabama*	W, 7-4	Tuscaloosa, Ala.
20	at Alabama*	W, 13-5	Tuscaloosa, Ala.
21	at Alabama*	W, 2-0	Tuscaloosa, Ala.
25	#25 AUBURN*	W, 12-6	Nashville, Tenn.
26	#25 AUBURN*	W, 2-2	Nashville, Tenn.
27	#25 AUBURN*	W, 9-5	Nashville, Tenn.
30	TENNESSEE TECH	W, 21-10	Nashville, Tenn.

MAY (15-1)

3	at South Carolina*	W, 22-11	Columbia, S.C.
5	at South Carolina (G1)*	W, 9-3 (7 inn)	Columbia, S.C.
5	at South Carolina (G2)*	W, 6-2 (7 inn)	Columbia, S.C.
7	at #4 Louisville	W, 6-2	Louisville, Ky.
10	#21 MISSOURI*	W, 5-2	Nashville, Tenn.
11	#21 MISSOURI*	L, 5-2	Nashville, Tenn.
12	#21 MISSOURI*	W, 7-2	Nashville, Tenn.
14	MIDDLE TENNESSEE	W, 5-2	Nashville, Tenn.
16	at Kentucky*	W, 16-10	Lexington, Ky.
17	at Kentucky*	W, 12-4	Lexington, Ky.
18	at Kentucky*	W, 7-4	Lexington, Ky.
22	vs. Auburn%	W, 11-1 (8 inn)	Hoover, Ala.
23	vs. #3 Mississippi State%	W, 1-0	Hoover, Ala.
25	vs. #16 LSU	W, 13-4	Hoover, Ala.
26	vs. #22 Ole Miss	W, 11-10	Hoover, Ala.
31	vs. Ohio State\$	W, 8-2	Nashville, Tenn.

JUNE (7-1)

1	vs. #23 Indiana State\$	W, 8-5	Nashville, Tenn.
2	vs. #23 Indiana State\$	W, 12-1	Nashville, Tenn.
7	vs. Duke!	L, 18-5	Nashville, Tenn.
8	vs. Duke!	W, 3-0	Nashville, Tenn.
9	vs. Duke!	W, 13-2	Nashville, Tenn.
16	vs. Louisville+	W, 3-1	Omaha, Neb.
19	vs. Mississippi State+	W, 6-3	Omaha, Neb.
21	vs. Louisville+	W, 3-2	Omaha, Neb.
24	vs. Michigan@	6 p.m.	Omaha, Neb.

MLB4 Collegiate Baseball Tournament (Salt River Fields)

^ First Tennessee Park

* Southeastern Conference game

% SEC Tournament

\$ NCAA Nashville Regional

! NCAA Nashville Super Regional

+ NCAA College World Series (Omaha, Neb.)

@ NCAA College World Series finals (Omaha, Neb.)

VANDERBILT COMMODORES (57-11) vs. MICHIGAN WOLVERINES (49-20)

June 24, 2019 ★ 6 p.m. CT ★ Omaha, Nebraska ★ TD Ameritrade Park (24,000)

GAME 69



VANDERBILT

Record: 57-11 Overall, 23-7 SEC
Home / Away / Neutral: 28-5 / 13-4 / 16-2
Rankings: D1: 2 | NCBWA: 2 | Coaches: 2
BA: 2 | CB: 1 | PG: 2
Head Coach: Tim Corbin
Career Record: 844-491-1 (22nd)
Record at Vanderbilt: 738-353-1 (17th)



MICHIGAN

Record: 49-20 Overall, 16-7 Big 10
Home / Away / Neutral: 22-4 / 14-12 / 13-4
Rankings: D1: NR | NCBWA: RV | Coaches: RV
BA: NR | CB: 8 | PG: NR
Head Coach: Erik Bakich
Career Record: 330-258-1 (10th)
Record at Michigan: 258-160-1 (7th)

COLLEGE WORLD SERIES: Vandy has reached the finals in each of its past three CWS trips (2014, 2015, 2019) and has won two or more games in each of its CWS appearances.

- ★ The Does are making their fourth CWS appearance (2011, 2014, 2015, 2019) and third straight trip to the finals (2014, 2015, 2019).

MICHIGAN TIES: Monday marks the latest installment in a storied athletic history between Vandy and Michigan.

- ★ Michigan head coach Erik Bakich served as Vandy's assistant coach and recruiting coordinator from 2003-09.
- ★ The Commodores opened a brand-new Vanderbilt football stadium vs. Michigan in 1922.
- ★ Vandy men's basketball made its deepest NCAA Tournament run in program history in 1965, reaching the Elite 8 before stumbling to Michigan.

NCAA TOURNAMENT: Vandy has at least reached the NCAA Super Regionals eight times in the past 10 seasons.

- ★ Vanderbilt is 66-39 all-time in the NCAA Tournament.
- ★ In nine NCAA Tournament games this season, the Does have posted a 9-1 record with the pitching staff posting a 3.20 ERA and .218 opponent average.

RECORD SETTERS: Vanderbilt has set five single-season school records and could break others.

★ Category	2019	Previous Record
Home Runs	97	86 (1985)
RBIs	528	443 (2007)
Walks	375	322 (1989)
Runs	562	491 (2007)
Strikeouts (pitching)	725	703 (2015)

50-GAME WINNERS: Vandy leads the nation with 57 wins.

- ★ Vandy posted its single-season program-best 55th win Sunday against Louisville.
- ★ The Does have won 50 games six times in program history (2007, 2011, 2013, 2014, 2015, 2019).
- ★ Vanderbilt closed its season with nine straight SEC road victories, the longest streak in team history.

Rk.	Year	All-Time Wins	Postseason
1.	2019	57-11	CWS finals
t-2.	2011	54-12	College World Series
t-2.	2013	54-12	NCAA Super Regional
t-2.	2007	54-13	NCAA Regional
t-5.	2014	51-21	CWS Champion
t-5.	2015	51-21	CWS Runner-Up

SEC CHAMPS: Vandy won both the SEC regular season and SEC Tournament titles. It marked the first time the feat has been accomplished since the Commodores did so in 2007.

- ★ Vandy's 23 conference wins were its second most in program history. The Commodores have won 20 league games four times (2007, 2011, 2013, 2019).

CWS NUGGETS: Vanderbilt is the first school to reach the College World Series finals three times since the event moved to TD Ameritrade Park in 2011.

- ★ Vandy is the sixth school to reach the championship round three times in its first four College World Series appearances (Arizona State, Minnesota, Missouri, Texas and Wichita State).
- ★ Vandy is the seventh team to win its opening game in each of its first four CWS appearances.

AGAINST THE FIELD: Vanderbilt is a combined 11-1 vs. CWS teams following its 3-2 win against Louisville on Friday night.

- ★ In 12 games against College World Series teams, the Does have batted .304, averaging 6.91 runs per game. Vandy pitching posted a 3.28 ERA.

SURGING: Vandy has won 33 of its last 36 games including posting win streaks of 12 games and 13 games. Here's a look at how the Commodores have fared in their last 36 games (April 9-present):

★ Category	Vanderbilt	Opponents
Average	.322	.233
Hits	407	279
Stolen Bases	46-55	15-20
Fielding %	.979	.973
ERA	3.72	8.32

THE STREAK CONTINUES: Vandy's current streak of 14 consecutive NCAA Tournament appearances is the second-longest nationally, trailing only Florida State (42).

THE .400 CLUB: Austin Martin is looking to become the first Commodore since Warner Jones (2004) to bat above .400 in a season. He's also seeking to become the fifth Dore in the past 20 years to lead the SEC in average.

★ Year	SEC Leader	Average
1999	Hunter Bledsoe	.459
2004	Warner Jones	.414
2009	Aaron Westlake	.377
2013	Tony Kemp	.391

ON THE OFFENSIVE: Vanderbilt leads the SEC in slugging (.521), on-base percentage (.415), triples (19) and RBIs (528), runs (562) and home runs (97).

- ★ The Does have scored 10-plus runs 26 times. Three players rank within the top 10 for runs scored (**Austin Martin, JJ Bleday, Stephen Scott**) including Martin who sits atop with 86.

PITCHING PROWESS: Vandy pitching enters Monday fourth nationally with 10.8 strikeouts/nine innings.

- ★ Vanderbilt ranks 11th nationally and fourth in the SEC with a 2.84 strikeout-to-walk ratio.

NO. 4, MR. TIM CORBIN: Head coach **Tim Corbin** is in his 17th season (2003-present) at the helm. Corbin has led the Commodores to 15 NCAA Tournaments, nine Super Regionals, four College World Series, one national championship (2014) and one runner-up (2015).

- ★ Corbin is 738-353-1 (.677) at Vandy and became the program's all-time winningest coach with a 9-4 victory on March 4, 2018 against Houston.
- ★ Under Corbin, 48 players have been named an All-American including 14 who have received first-team recognition.
- ★ In the Corbin era, 23 players have gone on to play in the Major Leagues, the most in the SEC since 2003.

LET THE KIDS PLAY: Vanderbilt's freshman class was ranked No. 2 nationally by Baseball America.

- ★ Six players appeared on the 2018 BA500, which ranks the best 500 players in the draft class.
- ★ Eight freshmen made their collegiate debuts on opening weekend. **Justyn-Henry Malloy** registered a pinch-hit RBI single and **Sterling Hayes** scored a run among notables.

DORES ON TOP: In 2017, D1Baseball.com recognized Vanderbilt as the No. 2 program nationally in the publication's bi-annual Top 100 rankings.

- ★ The list is designed to assess the overall health of programs in the current era with the ultimate goal of identifying "the programs in the best shape right now, with an eye towards the next five to 10 years."
- ★ The Commodores were ranked the nation's top program in D1Baseball's inaugural rankings (2015).

WELCOME TO THE HAWK: The Commodores have been tough to beat at Hawkins Field since the facility opened its gates in 2002. Vanderbilt boasts a 469-165-1 (.739) all-time record at its home including a 361-106-1 (.772) mark since the start of the 2007 season.

- ★ The Dores won all eight regular season home series this season and won 6-of-7 in 2018. Vandy has won 54-of-66 three-game sets at The Hawk since 2011.

SEC RECORD DRAFT: Vandy matched an SEC record (2016 Texas A&M; 2018 Kentucky) and set a school record with 13 players selected in the MLB Draft.

Rd.	Name	Pos.	Team
1st	JJ Bleday	OF	Miami
6th	Drake Fellows	RHP	San Diego
9th	Philip Clarke	C	Toronto
9th	Ethan Paul	SS	Pittsburgh
10th	Stephen Scott	OF	Boston
13th	Zach King	LHP	Miami
13th	Jackson Gillis	LHP	Milwaukee
16th	Joe Gobillot	LHP	Tampa Bay
17th	AJ Franklin	LHP	Kansas City
17th	Patrick Raby	RHP	Cincinnati
17th	Pat DeMarco	OF	N.Y. Yankees
25th	Ty Duvall	C	Oakland
36th	Julian Infante	1B	Miami

REVENGE TOUR: Vanderbilt went 3-15 in 2018 against Belmont, Lipscomb, Florida, Auburn, MTSU, Tennessee Tech, South Carolina, Louisville and Missouri. The Dores are 20-1 vs. those teams in 2019 including a 3-2 win against the Cardinals on Friday at the CWS.

DE-FENSE: Vanderbilt leads the SEC and ranks eighth in the nation with a .981 fielding percentage.

- ★ The school record for fielding percentage is .981 and was set last year as the Dores finished fifth nationally.

MAJOR LEAGUE DORES: In total, 13 former players made an MLB appearance in 2018, a mark that ranks second nationally and first in the SEC.

- ★ A total of 13 Dores have made an MLB appearance in 2019 including six pitchers with at least one start.

SENIOR LEADERS: Vandy's five-member senior class is its largest since carrying seven in 2008.

- ★ The unit has helped Vandy to 169 victories, three NCAA Regionals and two Super Regionals. The unit is looking for its first trip to the College World Series.

VANDERBILT RECORD WHEN...

	2019
SEC Standing	1st, +2.0
SEC East Standing	1st, +2.0
Home/Road/Neutral	28-5/13-4/16-2
Day/Night	25-10/32-1
vs. RH/LH starters	38-6/19-5
Leading after 6 innings	52-3
Tied after 6 innings	3-0
Trailing after 6 innings	2-8
Leading after 7 innings	48-3
Tied after 7 innings	3-0
Trailing after 7 innings	4-8
Leading after 8 innings	49-2
Tied after 8 innings	2-1
Trailing after 8 innings	3-8
Vanderbilt scores first	40-4
Opponents score first	17-7
Shutouts	6-1
Scoring less than 3 runs	3-4
Scoring 3 to 5 runs	14-3
Scoring 6 or more runs	39-4
Vanderbilt hits HR/hit 0 HR	42-7/14-4
1-run/2-run games	7-3/4-2
Walk-offs	2-1
Extra innings (home/road/neutral)	2-1/0-0/0-0
Series openers/finales	14-0/8-6
Series W-L (home)	8-0
Series W-L (road)	3-2
Series W-L (neutral)	1-0
Series W-L (total)	12-2
Three-game sweeps (home/road)	6-0/0-0
Come-from-behind-wins	19

UPCOMING MILESTONES

Julian Infante	150 Career RBIs (143)
Ethan Paul	30 Career Home Runs (28)
Harrison Ray	30 Career Stolen Bases (28)

VANDY TEAM LEADERS

Batting	
Hits	Austin Martin (104)
Doubles	Ethan Paul (23)
Triples	Austin Martin/Philip Clarke (4)
HR	JJ Bleday (26)
RBIs	Ethan Paul (72)
Runs	Austin Martin (86)
SB	Harrison Ray (21)
BB	JJ Bleday (58)
AVG	Austin Martin (.406)
OBP	Austin Martin (.498)
SLG	JJ Bleday (.711)

Pitching	
ERA (reliever, min. 15.0 IP)	Tyler Brown (2.31)
ERA (starter)	Mason Hickman (2.08)
Wins	Drake Fellows (13)
Saves	Tyler Brown (17)
Appearances	Tyler Brown (30)
Starts	Drake Fellows (18)
Innings (reliever)	Tyler Brown (46.2)
Innings (starter)	Drake Fellows (111.0)
Strikeouts (reliever)	Tyler Brown (63)
Strikeouts (starter)	Drake Fellows (126)

VANDERBILT IN THE NATIONAL RANKINGS						
DATE	BA	NCBWA	CB	USA	D1	PG
Preseason	1	1	2	2	1	3
Feb. 18	1	2	2	2	1	3
Feb. 25	1	2	2	2	1	3
March 4	1	1	2	1	1	2
March 11	1	1	4	2	1	2
March 18	5	5	6	6	8	6
March 25	4	4	5	5	6	5
April 1	3	3	5	4	5	4
April 8	6	7	6	7	7	7
April 15	6	5	6	5	6	6
April 22	5	4	5	4	5	5
April 29	3	2	2	2	4	4
May 6	2	2	2	2	3	2
May 13	2	2	2	2	2	2
May 20	2	2	2	2	2	2
May 27	2	2	2	2	2	2
June 3	--	--	2	--	--	--
June 10	--	--	1	--	--	--
FINAL						
*For consistency, Vanderbilt uses the D1Baseball.com (D1) poll as its primary ranking.						

UPCOMING SCHEDULE AND PROBABLE PITCHING MATCHUPS			
DATE	OPPONENT	VANDERBILT STARTER	OPPOSING STARTER
Mon., June 24	Michigan	RHP Drake Fellows (13-1, 3.97 ERA)	LHP Tommy Henry (11-5, 3.27 ERA)

BATTING NOTES

51 ★ JJ Bleday, OF L/L 6-3 205 lbs. Jr. Panama City Beach, Fla.

Year	avg	gp-gs	ab	r	h	2b	3b	hr	rbi	tb	slg%	bb	hbp	so	gdp	ob%	sf	sh	sb-att	po	a	e	fld%
2017	.256	51-48	164	23	42	8	0	2	22	56	.341	34	0	26	2	.384	0	0	0-2	83	4	4	.956
2018	.368	39-35	133	26	49	5	1	4	15	68	.511	31	2	23	4	.494	0	0	2-3	72	1	0	1.000
2019	.354	68-68	263	79	93	14	1	26	70	187	.711	58	5	55	4	.470	6	1	1-2	102	2	2	.981
TOTAL	.329	158-151	560	128	184	27	2	32	107	311	.555	123	7	104	10	.451	6	1	3-7	257	7	6	.978

- ★ 2019 Awards: SEC Player of the Year, SEC Tournament MVP, First-Team All-SEC, Golden Spikes Finalist, Collegiate Baseball First-Team All-American.
- ★ Selected fourth overall by the Miami Marlins in the MLB Draft ... Named the Cape Cod League's top pro prospect by scouts last summer.
- ★ Second in single-season runs scored (79), trailing teammate Austin Martin (86) ... Tied for fourth in single-season RBIs (70), four off the program record.
- ★ National leader in home runs (26) ... Vanderbilt's all-time single-season home run leader ... Swatted 20 homers in his last 44 games.
- ★ Has reached base in 48 consecutive games (March 19-present) ... Capped the season reaching base in 27 consecutive SEC games (March 22-present).
- ★ Is the first Commodore since Scotti Madison (1979), who finished with 15, to lead the SEC in home runs.
- ★ Has reached base in 94 of his last 95 games ... Walked in 26 of his last 33 games including walking and scoring from first in the ninth Friday vs. Louisville.
- ★ Leads the SEC in home runs (26), slugging percentage (.711) and total bases (187)... Second in RBIs (70) and runs scored (79).
- ★ Led Vandy with a .368 average, .511 slugging percentage and .494 on-base percentage in 2018.

5 ★ Philip Clarke, C L/R 5-11 190 lbs. So. Franklin, Tenn.

Year	avg	gp-gs	ab	r	h	2b	3b	hr	rbi	tb	slg%	bb	hbp	so	gdp	ob%	sf	sh	sb-att	po	a	e	fld%
2018	.294	58-49	218	28	64	16	0	6	36	98	.450	27	5	40	4	.382	1	1	4-6	111	15	0	1.000
2019	.301	67-67	266	46	80	13	4	8	68	125	.470	30	7	41	5	.382	3	0	3-5	395	63	4	.991
TOTAL	.298	125-116	484	74	144	29	4	14	104	223	.461	57	12	81	9	.382	4	1	7-11	506	78	4	.993

- ★ Selected in ninth round (pick 267) of the 2019 MLB Draft by Toronto ... 2019 First-Team All-SEC ... One of 14 Buster Posey Semifinalists (best catcher).
- ★ Tied for eighth in Vandy single-season RBIs (68), six off the program record (Warner Jones - 2004; Clinton Johnston - 1998).
- ★ Provided the game winning RBI-single with two outs and the bases loaded in the ninth inning against Ole Miss in the SEC Tournament championship.
- ★ Has recorded a hit in 25 of his last 35 games and multiple hits in 18 of the last 33 games ... Tied for third in the SEC with 68 RBIs.
- ★ Batting .333 (36-for-108) with runners in scoring position ... 14 multi-hit performances and batted .395 (15-for-38) with two outs in SEC games.
- ★ Named a 2018 Collegiate Baseball Freshman All-American after leading Vanderbilt with 16 doubles in 58 appearances and 49 starts.
- ★ Batted .294 and finished third on the team with 18 multi-hit games in 2018 ... Was second in overall games with 20 two-out RBIs.
- ★ Finished second on the squad with for hits (35) and batting average (.302) in 2018 SEC play ... Made 36 starts at designated hitter and 13 starts at catcher.

3 ★ Cooper Davis, OF L/R 5-10 185 lbs. So. Mississauga, Ontario

Year	avg	gp-gs	ab	r	h	2b	3b	hr	rbi	tb	slg%	bb	hbp	so	gdp	ob%	sf	sh	sb-att	po	a	e	fld%
2018	.182	9-3	11	3	2	0	0	0	4	2	.182	2	0	1	0	.286	1	0	1-1	3	0	0	1.000
2019	.331	35-31	121	26	40	7	2	0	19	51	.421	23	1	19	4	.441	0	5	6-7	53	1	0	1.000
TOTAL	.318	44-34	132	29	42	7	2	0	23	53	.402	25	1	20	4	.428	1	5	7-8	56	1	0	1.000

- ★ Has reached base in 31 of 35 games this season... Has logged a hit in 25 of 35 games this season.
- ★ Batting .371 (13-for-35) with two outs, .365 (19-for-52) with runners on base and .345 (10-for-29) with runners in scoring position.
- ★ Played in nine games (three starts) before suffering a broken wrist while making a diving attempt in pregame during late April a season ago.
- ★ Recorded his first collegiate hit, run and RBI on Feb. 21 while going 1-for-2 against Presbyterian ... Drew his first walk on Feb. 23 against UMass-Lowell.
- ★ Struck out just once in 11 plate appearances in 2018 ... Played the outfield in six of his nine appearances.
- ★ First Vanderbilt player in the Tim Corbin era to hail from Canada ... Played for the Canadian Jr. National U18 Team in 2017.
- ★ Drafted by the Toronto Blue Jays in the 25th round of the 2017 MLB Draft ... Played for the Toronto Blue Jays Tournament 12 team from 2013-2016.

18 ★ Pat DeMarco, OF R/R 5-11 205 lbs. So. Staten Island, N.Y.

Year	avg	gp-gs	ab	r	h	2b	3b	hr	rbi	tb	slg%	bb	hbp	so	gdp	ob%	sf	sh	sb-att	po	a	e	fld%
2018	.277	62-62	242	48	67	12	2	11	43	116	.479	23	6	53	1	.353	1	0	10-13	108	5	1	.991
2019	.294	50-50	194	45	57	18	3	6	48	99	.510	23	4	59	4	.375	3	0	6-9	103	0	0	1.000
TOTAL	.284	112-112	436	93	124	30	5	17	91	215	.493	46	10	112	5	.363	4	0	16-22	211	5	1	.995

- ★ Selected in the 17th round (pick 525) of the MLB Draft by the New York Yankees ... 2019 SEC All-Tournament Team.
- ★ Registered a hit in 32 of his last 40 games (March 2-present) ... Drove in the game-winning run in the ninth inning on Friday against Louisville.
- ★ Recorded 37 hits and 32 RBIs over his last 29 games ... Four homers in his last 20 games including a three-run shot in the SEC Tournament title game.
- ★ Batting .327 (55-for-168) while reaching base 78 times over his last 45 games after hitting just .091 (2-for-22) during the first five games of the year.
- ★ Named a 2018 Collegiate Baseball Freshman All-American after leading the Commodores with 48 runs and 116 total bases.
- ★ Paced the Dores with 23 RBIs and was second with seven home runs in 30 SEC starts in 2018.
- ★ Finished second on the squad in multi-hit games (19) and multi-RBI games (13) in 2018... Was one of two players (Ethan Paul) to start all 62 games.

BATTING NOTES CONTINUED

20 ★ Ty Duvall, C

L/R

5-11

190 lbs.

Jr.

Lebanon, Ohio

Year	avg	gp-gs	ab	r	h	2b	3b	hr	rbi	tb	slg%	bb	hbp	so	gdp	ob%	sf	sh	sb-att	po	a	e	fld%
2017	.375	17-4	24	6	9	3	0	0	6	12	.500	6	1	6	1	.516	0	0	0-0	63	3	1	.985
2018	.270	31-15	63	13	17	3	1	3	10	31	.492	15	0	19	2	.405	1	0	1-1	152	11	1	.994
2019	.285	60-32	179	34	51	11	0	5	41	77	.430	40	6	43	1	.427	2	0	0-1	249	23	1	.996
TOTAL	.289	108-51	266	53	77	17	1	8	57	120	.451	61	7	68	4	.430	3	0	1-2	464	37	3	.994

★ Selected in the 25th round (pick 764) of the MLB Draft by the Oakland Athletics.

★ Has logged 15 RBIs in his last 13 games ... Has posted a hit in 14 of his last 17 games ... Swatted a pair of homers in his last 11 games.

★ Has matched a career-high four RBIs twice in the last 11 games ... Crushed a grand slam in Vandy's 12-1 win vs. Indiana State at the Nashville Regional.

★ Collected a combined five hits in the SEC Tournament semifinals and finals ... Went from batting .256 (May 12) to .285 (presently).

★ Three-year team captain at Lebanon HS in Lebanon, Ohio ... Top prospect in the state of Ohio in 2016 according to Perfect Game.

13 ★ Kiambu Fentress, OF

R/R

6-0

175 lbs.

R-Jr.

Nashville, Tenn.

Year	avg	gp-gs	ab	r	h	2b	3b	hr	rbi	tb	slg%	bb	hbp	so	gdp	ob%	sf	sh	sb-att	po	a	e	fld%
2017	.250	6-0	4	0	1	0	0	0	0	1	.250	0	0	0	0	.250	0	0	0-0	1	0	0	1.000
2018	.000	10-0	5	2	0	0	0	0	1	0	.000	0	0	2	0	.000	0	0	0-0	2	0	0	1.000
2019	.125	21-2	8	5	1	0	0	0	0	1	.125	3	1	3	0	.417	0	3	2-2	5	0	1	.833
TOTAL	.118	37-2	17	7	2	0	0	0	1	2	.118	3	1	5	0	.286	0	3	2-2	8	0	1	.889

★ Made his first career start March 19 vs. Belmont ... Worked a career-high three walks vs. Lipscomb ... Had a stolen base vs. Western Kentucky.

★ Appeared in 10 games including six stints in the outfield and three opportunities as a pinch hitter in 2018 ... Did not record a hit in five at-bats.

★ Legged out an infield single at Middle Tennessee on April 18, 2017, for his first career hit ... Made his collegiate debut in LF against UT Martin April 4, 2017.

99 ★ Jayson Gonzalez, INF

R/R

6-2

205 lbs.

So.

Covina, Calif.

Year	avg	gp-gs	ab	r	h	2b	3b	hr	rbi	tb	slg%	bb	hbp	so	gdp	ob%	sf	sh	sb-att	po	a	e	fld%
2018	.225	44-39	138	21	31	3	0	5	28	49	.355	11	1	56	4	.287	0	0	1-1	13	51	9	.877
2019	.357	25-13	56	14	20	2	0	1	10	25	.446	11	1	21	1	.471	0	0	2-2	8	21	5	.853
TOTAL	.263	69-52	194	35	51	5	0	6	38	74	.381	22	2	77	5	.344	0	0	3-3	21	72	14	.869

★ Has scored at least one run in 10 games ... Has drawn 11 walks in his last 21 games... Has reached base in 17 of 25 games.

★ Has registered seven multi-hit games and logged a hit in nine of his last 14 games including an RBI-single against Tennessee Tech.

★ Reached base in all three games on opening weekend ... Recorded two hits, two RBIs and two runs vs. Virginia and two hits vs. Cal State Fullerton.

★ Made 44 appearances (39 starts) while batting .225 with 28 RBIs and 21 runs in 2018 ... Batted .300 with 16 RBIs and three homers over his first 19 games.

★ Was the only Commodore to produce multiple four-hit games, coming on Feb. 24, 2018, against UMass-Lowell and Feb. 27, 2018, against Austin Peay.

18 ★ Walker Grisanti, OF

L/R

5-10

190 lbs.

Sr.

Collierville, Tenn.

Year	avg	gp-gs	ab	r	h	2b	3b	hr	rbi	tb	slg%	bb	hbp	so	gdp	ob%	sf	sh	sb-att	po	a	e	fld%
2016	.349	30-10	43	12	15	4	2	1	10	26	.605	9	2	19	0	.481	0	0	0-1	19	0	0	1.000
2017	.267	21-2	30	7	8	2	0	0	4	10	.333	2	1	17	0	.333	0	1	0-0	4	0	0	1.000
2018	.139	21-10	36	12	5	1	0	1	5	9	.250	18	3	16	0	.448	1	1	2-3	12	0	0	1.000
2019	.333	19-1	21	5	7	2	1	1	6	14	.667	5	0	9	0	.462	0	1	0-0	5	0	0	1.000
TOTAL	.269	91-23	130	36	35	9	3	3	25	59	.454	34	6	61	0	.439	1	3	2-4	40	0	0	1.000

★ Belted a one-out, pinch-hit, game-tying home run in the ninth inning at No. 4 Georgia on April 5, helping lift Vandy to a 3-2 win in 11 innings.

★ Went a combined 6-for-8 with five RBIs vs. Davidson and ETSU ... Finished a home run shy of the cycle alongside three RBIs vs. ETSU on March 6.

★ Appeared in 21 games and made 10 starts for the Commodores in 2018 ... Nine of his 10 starts came in left field with the other at designated hitter.

★ His 18 walks in 2018 led the team among reserves ... Drew a free pass in 14 of his 21 appearances including a season-high three at UCLA on March 9.

★ Clubbed the game-winning home run in the top of the ninth against No. 1 Texas A&M at the 2016 SEC Tournament.

30 ★ Sterling Hayes, INF

R/R

6-1

190 lbs.

Fr.

San Diego, Calif.

Year	avg	gp-gs	ab	r	h	2b	3b	hr	rbi	tb	slg%	bb	hbp	so	gdp	ob%	sf	sh	sb-att	po	a	e	fld%
2019	.000	5-0	2	2	0	0	0	0	0	0	.000	2	0	1	0	.500	0	0	0-0	2	2	0	1.000
TOTAL	.000	5-0	2	2	0	0	0	0	0	0	.000	2	0	1	0	.500	0	0	0-0	2	2	0	1.000

★ Has made five appearances, drawing a walk and scoring a run on Feb. 16 vs. Cal State Fullerton and March 5 vs. Davidson.

★ Lettered four years in baseball at Francis Parker High School under coach David Glassey ... Also lettered in football two years in high school.

★ Recognized as California's No. 16 shortstop in the class of 2018 by Perfect Game ... Named 2018 first-team All-San Diego County.

★ Batted a career .318 including an impressive .475 on-base percentage across 124 games ... Recognized on the San Diego All-Academic Team all four years.

BATTING NOTES CONTINUED

11 ★ Matt Hogan, OF

L/R

6-0

190 lbs.

Fr.

Melville, N.Y.

Year	avg	gp-gs	ab	r	h	2b	3b	hr	rbi	tb	slg%	bb	hbp	so	gdp	ob%	sf	sh	sb-att	po	a	e	fld%
2019	.000	4-0	4	1	0	0	0	0	0	0	.000	1	0	2	0	.200	0	0	0-0	0	0	0	.000
TOTAL	.000	4-0	4	1	0	0	0	0	0	0	.000	1	0	2	0	.200	0	0	0-0	0	0	0	.000

- ★ Recorded his first walk and run, coming as a pinch hitter during Vanderbilt's 24-2 victory against Davidson on March 5.
- ★ Lettered five years in baseball at Half Hollow Hills East High School under coach Tim Belz ... Also lettered twice in soccer and twice in winter track.
- ★ Ranked as New York's top outfielder and seventh overall player in the class of 2018 by Perfect Game.
- ★ Holds the Half Hollow Hills East school record for home runs, RBIs and hits ... 51st recipient of the Carl Yastrzemski Award presented to Suffolk's top player.
- ★ Batted .401 with 23 runs while posting a 4-1 record and a save as a senior ... Was a three-time all-conference honoree in baseball.

22 ★ Julian Infante, INF

R/R

6-3

215 lbs.

Sr.

Miami, Fla.

Year	avg	gp-gs	ab	r	h	2b	3b	hr	rbi	tb	slg%	bb	hbp	so	gdp	ob%	sf	sh	sb-att	po	a	e	fld%
2016	.259	26-22	85	17	22	4	1	6	20	46	.541	10	0	28	1	.333	1	0	1-2	176	14	3	.984
2017	.315	62-62	251	51	79	16	1	11	66	130	.518	27	3	59	6	.387	1	1	0-1	534	32	9	.984
2018	.193	50-48	161	16	31	5	1	2	18	44	.273	16	4	72	2	.276	4	2	1-1	367	20	3	.992
2019	.238	56-54	189	34	45	9	0	12	39	90	.476	26	2	66	6	.333	2	2	3-4	440	21	3	.994
TOTAL	.258	194-186	686	118	177	34	3	31	143	310	.452	79	9	225	15	.339	8	5	5-8	1517	87	18	.989

- ★ Selected in the 36th round (pick 1,071) of the 2019 MLB Draft by his hometown Miami Marlins.
- ★ NCAA Nashville Regional MVP ... 2019 SEC All-Defensive Team ... Nation's No. 31-ranked senior according to Perfect Game.
- ★ Matched Ethan Paul's (2016) Vanderbilt NCAA Tournament record with three doubles on Saturday against Indiana State.
- ★ Logged a hit in 12 of his last 16 games ... In his last 44 games, has totaled 36 RBIs, 30 runs and 20 walks.
- ★ Has recorded four homers in his last nine games and 11 homers in his last 44 ... Has reached base in 44 of 56 games this season.
- ★ Has committed just three errors in three of his four seasons ... Finished tied for 11th in the SEC with six homers in league games.
- ★ Batting .269 (17-for-63) with 15 RBIs over his last 16 games ... Provided eventual game-winning RBI in 1-0 win vs. Mississippi State at SEC Tournament.
- ★ Missed 10 games after colliding into Virginia's shortstop while attempting to steal second base on opening day.
- ★ Recorded 10 hits over the last 10 games of 2018, batting .312 with four runs and three RBIs during the stretch.
- ★ In 2017, led the Commodores with 66 RBIs while hitting .315 and slugging 11 homers ... Participant in 2017 College Home Run Derby (Omaha, Neb.).
- ★ Matched Jeren Kendall for the team lead with 25 multi-hit games and was second with 17 multi-RBI games in 2017.
- ★ As a freshman (2016), he hit six home runs in 26 games during the second half of the year after missing the first two months with a broken wrist.

12 ★ Dominic Keegan, UTL

R/R

6-0

210 lbs.

Fr.

Methuen, Mass.

Year	avg	gp-gs	ab	r	h	2b	3b	hr	rbi	tb	slg%	bb	hbp	so	gdp	ob%	sf	sh	sb-att	po	a	e	fld%
2019	.227	15-0	22	3	5	1	0	0	1	6	.273	2	1	6	0	.320	0	0	0-0	12	3	0	1.000
TOTAL	.227	15-0	22	3	5	1	0	0	1	6	.273	2	1	6	0	.320	0	0	0-0	12	3	0	1.000

- ★ Recorded his first multi-hit game, going 2-for-2 with two runs and an RBI on April 30 against Tennessee Tech.
- ★ Collected his first extra-base hit, doubling and scoring a run as part of a 1-for-5 performance on April 9 at Middle Tennessee.
- ★ Recorded his first career hit, coming in the eighth inning against Tennessee in the Sunday finale.
- ★ Made his first appearance at catcher on March 5 vs. Davidson ... Reached base for the first time (HBP) in Game 2 on Feb. 24 against Pepperdine.
- ★ Made his collegiate debut opening weekend against TCU, striking out in his lone pinch-hit appearance.
- ★ Lettered four years in baseball at Central Catholic High School (Massachusetts) ... Also lettered in basketball three years in high school.
- ★ Ranked as the top catcher in Massachusetts and 14th nationally from the class of 2018 by Perfect Game ... Named all-conference all four years.
- ★ Led the Raiders to four-straight MVC large titles ... Batted .402 (112 for 278) with 75 runs, 69 RBIs and 39 extra-base hits for his high school career.
- ★ As a senior, Keegan batted an area-best .463 (38 for 82), with a .546 OBP, .768 slugging, a team-high 19 RBIs and an area-leading 30 runs.

6 ★ Tate Kolwyck, INF

R/R

5-11

185 lbs.

Fr.

Memphis, Tenn.

Year	avg	gp-gs	ab	r	h	2b	3b	hr	rbi	tb	slg%	bb	hbp	so	gdp	ob%	sf	sh	sb-att	po	a	e	fld%
2019	.667	4-0	3	1	2	2	0	0	1	4	1.333	1	0	0	0	.750	0	0	0-0	1	2	0	1.000
TOTAL	.667	4-0	3	1	2	2	0	0	1	4	1.333	1	0	0	0	.750	0	0	0-0	1	2	0	1.000

- ★ Recorded hit first hit and logged a pair of doubles while scoring once and driving in a run on April 30 against Tennessee Tech.
- ★ Made his collegiate debut on March 5 against Davidson, drawing a walk in his lone plate appearance.
- ★ Lettered four years in baseball at Arlington High School (Tennessee) ... Also lettered four years in football and one in basketball.
- ★ Ranked as Tennessee's No. 2 shortstop and 10th overall player in the class of 2018 by Perfect Game.
- ★ Named a 2018 Rawlings-Perfect Game Honorable Mention All-American (Southeast - All Region 2nd Team).
- ★ In his career at quarterback, passed for a school-record 10,213 yards, 119 touchdowns, rushed for 859 yards and 13 touchdowns.

BATTING NOTES CONTINUED

36 ★ John Malcom, UTL **L/L** **6-3** **220 lbs.** **Fr.** **West Bloomfield, Mich.**

Year	avg	gp-gs	ab	r	h	2b	3b	hr	rbi	tb	slg%	bb	hbp	so	gdp	ob%	sf	sh	sb-att	po	a	e	fld%
2019	.000	2-0	3	0	0	0	0	0	1	0	.000	0	0	2	0	.000	0	0	0-0	0	0	0	.000
TOTAL	.000	2-0	3	0	0	0	0	0	1	0	.000	0	0	2	0	.000	0	0	0-0	0	0	0	.000

- ★ Made his collegiate debut on March 5 vs. Davidson, contributing an RBI-groundout as a pinch hitter in his long plate appearance.
- ★ Lettered four years in baseball at Detroit Country Day High School (Michigan) ... Also lettered two years in basketball.
- ★ Ranked as Michigan's top overall player and the No. 2 first baseman nationally in the class of 2018 by Perfect Game.
- ★ Named a 2018 Rawlings-Perfect Game 1st Team All-American (Central - All Region 1st Team) ... Was a three-year team captain (2016-18)

42 ★ Justyn-Henry Malloy, UTL **R/R** **6-2** **210 lbs.** **Fr.** **Bergenfield, N.J.**

Year	avg	gp-gs	ab	r	h	2b	3b	hr	rbi	tb	slg%	bb	hbp	so	gdp	ob%	sf	sh	sb-att	po	a	e	fld%
2019	.067	14-0	15	3	1	0	0	0	2	1	.067	6	1	4	1	.364	0	0	0-0	6	0	0	1.000
TOTAL	.067	14-0	15	3	1	0	0	0	2	1	.067	6	1	4	1	.364	0	0	0-0	6	0	0	1.000

- ★ Has appeared in 14 games, drawing six walks ... Walked and scored a run last time out (April 30) against Tennessee Tech.
- ★ Appeared at designated hitter twice on opening weekend ... Recorded his first hit and RBI on the first pitch he saw against Cal State Fullerton.
- ★ Lettered four years in baseball at St. Joseph Regional (New Jersey).
- ★ Ranked as New Jersey's top third baseman and fourth overall player in the class of 2018 by Perfect Game
- ★ Named a 2018 Rawlings-Perfect Game 3rd Team All-American (Northeast - All Region 1st Team).
- ★ Helped Team USA to a Pan American gold medal ... Captain of his team as a junior and senior.

16 ★ Austin Martin, UTL **R/R** **6-0** **170 lbs.** **So.** **Jacksonville, Fla.**

Year	avg	gp-gs	ab	r	h	2b	3b	hr	rbi	tb	slg%	bb	hbp	so	gdp	ob%	sf	sh	sb-att	po	a	e	fld%
2018	.338	59-58	222	44	75	14	0	1	19	92	.414	35	12	46	1	.452	1	3	22-30	157	11	2	.988
2019	.406	62-62	256	86	104	19	4	10	45	161	.629	38	12	31	5	.498	3	0	18-23	54	87	9	.940
TOTAL	.374	121-120	478	130	179	33	4	11	64	253	.529	73	24	77	6	.477	4	3	40-53	211	98	11	.966

- ★ First-Team All-SEC ... Baseball America First-Team All-American ... Collegiate Baseball Second-Team All-American.
- ★ NCAA Nashville Regional All-Tournament Team honoree ... Golden Spikes Semifinalist ... Dick Howser Trophy Semifinalist.
- ★ First player to hit a CWS leadoff home run since Florida's Harrison Bader vs. Miami (FL) on June 17, 2015.
- ★ Became the 53rd player in the CWS to post a multi-homer game ... Only second of those 53 to account for all of his teams' RBIs.
- ★ Became Vanderbilt's single-season program leader in runs scored with a pair during Vandy's SEC Tournament title game vs. Ole Miss.
- ★ Tied for third in Vandy single-season hits (104), seven shy of the program record (Warner Jones, 2004).
- ★ Posted 20 multi-hit performances in his last 35 games ... Has scored multiple runs in 15 of his last 34 games.
- ★ Has recorded a hit in 51 of 62 games and multiple hits 34 times ... Recorded 60 hits in his last 36 games after going a combined 0-for-13 at Georgia.
- ★ Leads the SEC in batting average (.406), runs (86) and on-base percentage (.498) ... Second in the SEC in hits (104) and tied for second in triples (4).
- ★ Has reached base in 72 of his last 76 games (dating to May 8, 2018) and recorded a hit in 61 of his last 72 games (dating to May 17, 2018).
- ★ Name NCBWA National Hitter of the Week and SEC Player of the Week after reaching base in 12 of his 16 plate appearances on opening weekend.
- ★ Named a 2018 Freshman All-American by Baseball America, Collegiate Baseball, NCBWA and Perfect Game ... Led Vandy with 20 multi-hit games.
- ★ Recorded a hit in 47 of his 58 games including finishing 2018 on a 10-game hitting streak.
- ★ Led the SEC with 22 stolen bases in 2018 ... His stolen-base mark was the most for a Vandy freshman since Xavier Turner had as many in 2013.
- ★ Started 58 at six positions in 2018 including center field (13x), first base (13x), left field (12x), third base (9x), designated hitter (9x) and shortstop (2x).
- ★ Was named to the 2018 NCAA Clemson Regional All-Tournament Team after batting .385 (5-for-13) with four runs and six total bases in three games.
- ★ In six NCAA Tournament games (2018), he hit a team-leading .385 (10-for-26) with five runs and three doubles ... Batted leadoff in 52 games.

BATTING NOTES CONTINUED

10 ★ Ethan Paul, INF

L/R

5-10

185 lbs.

Sr.

Bellevue, Wash.

Year	avg	gp-gs	ab	r	h	2b	3b	hr	rbi	tb	slg%	bb	hbp	so	gdp	ob%	sf	sh	sb-att	po	a	e	fld%
2016	.305	54-45	167	33	51	14	2	4	31	81	.485	22	7	47	3	.406	1	1	9-13	107	62	12	.934
2017	.251	53-52	199	34	50	15	1	5	27	82	.412	18	8	47	3	.336	1	3	5-7	79	137	6	.973
2018	.237	62-62	228	43	54	12	1	10	44	98	.430	30	14	64	2	.358	2	1	18-19	96	146	6	.976
2019	.316	68-68	275	54	87	23	1	9	72	139	.505	30	6	61	3	.387	7	0	11-13	70	165	8	.967
TOTAL	.278	237-227	869	164	242	64	5	28	174	400	.460	100	35	219	11	.371	11	5	43-52	352	510	32	.964

- ★ Drafted by the Pittsburgh Pirates in consecutive years, going in the 26th round in 2018 and the ninth round (pick 274) in 2019.
- ★ One of 14 shortstops named a semifinalist for 2019 Brooks Wallace Award ... Nation's No. 14-ranked senior according to Perfect Game.
- ★ Vanderbilt all-time career leader in doubles (64) ... Third in single-season RBIs (72) and is fifth for career RBIs (174).
- ★ Second in Vanderbilt career history with 869 at-bats, trailing Dominic de la Osa's program-best 941 (2005-08).
- ★ Has recorded a hit in 32 of his last 40 games and 29 of 36 ... Has scored a run in 24 of the last 29 games and 29 runs in the last 31 games.
- ★ SEC leader in RBIs (72) and tied for ninth in hits (87) ... Tied for second on the team with 26 multi-hit games ... Has recorded a hit in 54 of 68 games.
- ★ Is batting .354 (56-for-158) with runners on base ... Team-best .393 (33-for-84) with runners in scoring position and .372 (16-of-43) with RISP in SEC games.
- ★ Has started 157 consecutive games ... Started 110 consecutive games at second base before making his fifth career start at shortstop on opening day.
- ★ Led the team in hit by pitches (14) and was third on the squad in home runs (10) in 2018 ... Helped turn 32 double plays while committing just six errors.
- ★ Named to the 2018 NCAA Clemson Regional All-Tournament Team after batting .333 (3-for-9) with two RBIs and a home run.

2 ★ Harrison Ray, INF

R/R

5-11

190 lbs.

Jr.

Longwood, Fla.

Year	avg	gp-gs	ab	r	h	2b	3b	hr	rbi	tb	slg%	bb	hbp	so	gdp	ob%	sf	sh	sb-att	po	a	e	fld%
2017	.244	32-17	78	16	19	2	1	1	12	26	.333	11	1	20	4	.333	3	0	2-5	16	7	1	.958
2018	.242	42-22	91	13	22	4	3	1	14	35	.385	6	3	26	2	.307	1	0	5-6	28	33	6	.910
2019	.275	63-61	222	48	61	18	2	2	36	89	.401	30	4	72	2	.361	7	6	21-24	91	115	7	.967
TOTAL	.261	137-100	391	77	102	24	6	4	62	150	.384	47	8	118	8	.344	11	6	28-35	135	155	14	.954

- ★ Set an SEC Tournament championship game record with three doubles as part of a 3-for-5 performance vs. Ole Miss.
- ★ Has recorded a hit in 20 of the last 32 games ... Has drawn a walk in seven of the last eight games for a total of 12 in that span.
- ★ Has scored a run in 18 of his last 28 games ... Has driven in 25 runs over his last 34 games ... Team leader with 21 stolen bases.
- ★ Made 22 starts in 2018, coming at four different positions including third base (13x), center field (5x), left field (2x) and right field (2x).
- ★ Batted .375 (6-for-16) with six runs in four appearances and three starts during the 2018 NCAA Tournament.
- ★ Recorded a pair of two-hit games at the 2018 Nashville Super Regional and logged at least one hit in all three games.

19 ★ Stephen Scott, UTL

L/R

5-11

200 lbs.

Sr.

Cary, N.C.

Year	avg	gp-gs	ab	r	h	2b	3b	hr	rbi	tb	slg%	bb	hbp	so	gdp	ob%	sf	sh	sb-att	po	a	e	fld%
2016	.091	18-1	22	2	2	0	0	0	2	2	.091	3	0	6	1	.200	0	0	0-0	1	0	0	1.000
2017	.227	38-32	119	25	27	4	0	2	11	37	.311	20	3	32	0	.347	2	0	3-3	34	2	0	1.000
2018	.268	53-47	168	42	45	11	0	15	41	101	.601	34	10	50	1	.420	0	1	6-8	302	37	4	.988
2019	.331	66-66	242	67	80	20	1	14	59	144	.595	45	9	66	2	.450	2	0	5-6	182	14	3	.985
TOTAL	.279	175-146	551	136	154	35	1	31	113	284	.515	102	22	154	4	.409	4	1	14-17	519	53	7	.988

- ★ Drafted in the 10th round (pick 317) by the Boston Red Sox one season after being taken in the 26th round by the Miami Marlins.
- ★ Nation's No. 22-ranked senior (Perfect Game) ... Batting .377 (23-for-61) with 23 runs, 22 RBIs and eight home runs in his last 17 games.
- ★ Has recorded a hit in 26 of his last 32 games, scoring 37 runs in that span ... Has drawn 24 walks in his last 34 games.
- ★ Batting .355 (44-for-124) with runners aboard ... Finished third on the team with 12 multi-hit performances in SEC games.
- ★ Led Vandy and ranked seventh in the SEC with 15 home runs in 2018 ... Belted nine homers in his final 14 games including two vs. Tennessee and Clemson.
- ★ Recorded at least one hit in 16 of his final 19 games in 2018, batting .364 (24-for-66) with 21 runs, 20 RBIs, 13 walks and 10 homers during the stretch.
- ★ Named a 2018 Collegiate Baseball National Player of the Week in consecutive weeks on May 14 and May 21.
- ★ Led Vandy with a .601 slugging percentage and was second in total bases (101) and walks (34) in 2018.

8 ★ Isaiah Thomas, OF

R/R

6-2

190 lbs.

Fr.

Palm Beach Gardens, Fla.

Year	avg	gp-gs	ab	r	h	2b	3b	hr	rbi	tb	slg%	bb	hbp	so	gdp	ob%	sf	sh	sb-att	po	a	e	fld%
2019	.368	21-6	38	9	14	3	0	3	10	26	.684	1	2	12	0	.405	1	0	1-1	25	0	0	1.000
TOTAL	.368	21-6	38	9	14	3	0	3	10	26	.684	1	2	12	0	.405	1	0	1-1	25	0	0	1.000

- ★ Recorded a hit in seven of his last 13 games ... Belted two home runs and drove in five runs (both career highs) against Tennessee Tech.
- ★ Lettered four years in baseball at The Benjamin School (Florida) ... Also lettered three years in bowling.
- ★ Ranked as the No. 26 overall outfielder nationally in the class of 2018 by Perfect Game ... 2018 Rawlings-Perfect Game 3rd Team All-American.
- ★ Batted .490 with 34 RBIs, eight home runs and 16 stolen bases as a senior.
- ★ His second cousin (dad's side) is five-time NBA Champion and former San Antonio Spurs legend, Tim Duncan.

PITCHING NOTES

43 ★ Austin Becker, RHP R/R 6-5 190 lbs. Fr. Columbus, Ohio

Year	era	w-l	app	gs	cg	sho	sv	ip	h	r	er	bb	so	2b	3b	hr	bf	bavg	wp	hbp	bk	sfa	sha
2019	6.75	0-0	2	0	0	0/0	1	4.0	3	4	3	4	9	0	0	0	20	.200	1	1	0	0	0
TOTAL	6.75	0-0	2	0	0	0/0	1	4.0	3	4	3	4	9	0	0	0	20	.200	1	1	0	0	0

- ★ Nation's No. 38-ranked freshman (Perfect Game) ... SEC's No. 29-ranked prospect for the 2021 MLB Draft (D1Baseball).
- ★ Made his collegiate debut on March 5, striking out eight Davidson batters in 3.0 hitless innings while picking up the save.
- ★ Lettered four years in baseball and two years in basketball at Big Walnut High School (Ohio).
- ★ Ranked as the nation's No. 7 unsigned player according to Baseball America ... Named a 2018 Rawlings-Perfect Game 1st Team All-American.
- ★ Ranked as Ohio's top overall player in the class of 2018 by Perfect Game as well as the No. 11 right-handed pitcher nationally by the publication.
- ★ Father Kevin Becker played professional baseball in the Boston Red Sox and Cleveland Indians organization.
- ★ Drafted by the Texas Rangers in the 37th round of the 2018 MLB Draft.

21 ★ Tyler Brown, RHP R/R 6-4 242 lbs. So. Ashland, Ohio

Year	era	w-l	app	gs	cg	sho	sv	ip	h	r	er	bb	so	2b	3b	hr	bf	bavg	wp	hbp	bk	sfa	sha
2018	6.03	1-5	20	2	0	0/0	3	37.1	42	26	25	11	41	8	0	3	165	.286	2	4	0	2	1
2019	2.31	3-1	30	0	0	0/3	17	46.2	34	13	12	8	63	6	1	1	182	.198	3	0	0	1	1
TOTAL	3.96	4-6	50	2	0	0/3	20	84.0	76	39	37	19	104	14	1	4	347	.238	5	4	0	3	2

- ★ 2019 First-Team All-SEC relief pitcher ... Collegiate Baseball Second-Team All-American ... Among six finalists for the NCBWA Stopper of the Year award.
- ★ Has not allowed a run in 14 of his last 15 appearances including four consecutive outings (6.0 innings).
- ★ SEC leader and sixth nationally with 17 saves ... Set Vanderbilt's single-season saves record with his 17th, coming Friday against Louisville.
- ★ Second in Vanderbilt career saves with 20, trailing Brian Miller's 26 between 2012-14.
- ★ Has not allowed a run in 26 of his 30 appearances ... Has fanned multiple batters 17 times ... Logged a save in 11 of his last 16 outings.
- ★ Walked one or fewer in 19 of 20 outings in 2018 ... Did not allow a home run over his last 13 outings (22.2 innings) of the season.
- ★ Drafted by the Cincinnati Reds in the 26th round of the 2017 MLB Draft after lettering four years at Olentangy Orange High School (Ohio).

39 ★ Jake Eder, LHP L/L 6-4 210 lbs. So. Ocean Ridge, Fla.

Year	era	w-l	app	gs	cg	sho	sv	ip	h	r	er	bb	so	2b	3b	hr	bf	bavg	wp	hbp	bk	sfa	sha
2018	5.45	1-4	11	9	0	0/0	0	33.0	25	22	20	22	37	5	0	4	147	.210	4	1	0	2	3
2019	2.97	2-0	18	0	0	0/1	3	36.1	26	17	12	15	37	5	0	2	150	.202	2	2	0	1	3
TOTAL	4.15	3-4	29	9	0	0/1	3	69.1	51	39	32	37	74	10	0	6	297	.206	6	3	0	3	6

- ★ Nation's No. 38-ranked sophomore (Perfect Game) ... SEC's No. 21-ranked prospect for the 2020 MLB Draft (D1Baseball).
- ★ Did not allow an earned run 3.2 innings in the SEC Tournament championship ... Has permitted just seven extra-base hits in 18 appearances (36.1 innings).
- ★ Has not permitted an earned run in five of his last appearances, limiting opponents to seven hits while fanning 13 in 12.2 innings.
- ★ Made nine starts and 11 overall appearances, going 1-4 with a 5.45 ERA as a freshman in 2018.
- ★ Picked up his first collegiate win during his debut on Feb. 21, 2018, limiting Presbyterian to one hit in four scoreless innings while striking out four.
- ★ Held opponents to three runs or fewer in seven of his nine starts in 2018 ... Struck out 37 batters across 33 innings.
- ★ Drafted by the New York Mets in the 34th round of the 2017 MLB Draft after lettering three years at Delray Beach Atlantic High School (Florida).

66 ★ Drake Fellows, RHP L/R 6-5 205 lbs. Jr. Plainfield, Ill.

Year	era	w-l	app	gs	cg	sho	sv	ip	h	r	er	bb	so	2b	3b	hr	bf	bavg	wp	hbp	bk	sfa	sha
2017	3.30	3-3	16	10	0	0/0	1	62.2	54	28	23	17	68	9	1	9	268	.226	8	7	1	2	3
2018	3.92	7-4	16	16	0	0/3	0	96.1	75	47	42	35	107	8	1	7	398	.217	12	7	1	4	6
2019	3.97	13-1	18	18	2	1/1	0	111.0	104	53	49	43	126	22	1	9	489	.245	16	17	0	1	4
TOTAL	3.80	23-8	50	44	2	1/4	1	270.0	233	128	114	95	301	39	3	25	1155	.231	36	31	2	7	13

- ★ NCAA Nashville Regional All-Tournament Team ... Collegiate Baseball Second-Team All-American.
- ★ Selected in the sixth round (173rd pick) of the MLB Draft by the San Diego Padres ... 60th Commodore pitcher drafted in the Tim Lincecum era (2003-present).
- ★ Tied for second in Vanderbilt history for single-season wins (13), one off Carson Fulmer (2015) and Tyler Beede's (2013) program-best 14.
- ★ Seventh in Vanderbilt career strikeouts (301) ... Needs 12 strikeouts to move into the top-5 and match Carson Fulmer's 313 (2013-15).
- ★ Has not allowed more than two earned runs in seven of his last 12 starts ... Has tossed five-plus innings in 13 of his last 15 starts.
- ★ National leader in victories (13) ... Has fanned seven-plus batters in eight of his last 15 starts ... Team leader with 126 strikeouts.
- ★ Tossed Vanderbilt's first complete-game shutout since 2017 on March 22, lifting Vanderbilt to a 5-0 win against No. 14 Florida.
- ★ Set a new career high with 13 strikeouts on March 1 vs. Dayton ... 13 punchouts were the most for a Vandy pitcher since Kyle Wright on May 6, 2017.
- ★ Friday night starter who posted a 7-4 record and 3.92 ERA in 2018 ... Led the Commodores with 107 strikeouts (46th nationally) in 96.1 innings.
- ★ Became the first sophomore since 2012 to start on Opening Day, doing so in 2018 ... Tossed five-plus innings in 14 of his 16 starts.

PITCHING NOTES CONTINUED

32 ★ Hugh Fisher, LHP R/L 6-5 185 lbs. So. Eads, Tenn.

Year	era	w-l	app	gs	cg	sho	sv	ip	h	r	er	bb	so	2b	3b	hr	bf	bavg	wp	hbp	bk	sfa	sha
2018	1.93	2-0	8	0	0	0/0	0	9.1	6	5	2	6	8	0	0	0	39	.194	2	2	0	0	0
2019	4.41	2-0	22	0	0	0/2	4	34.2	31	18	17	21	46	5	1	2	164	.231	7	8	0	1	0
TOTAL	3.89	4-0	30	0	0	0/2	4	44.0	37	23	19	27	54	5	1	2	203	.224	9	10	0	1	0

- ★ Nation's No. 17-ranked sophomore (Perfect Game) ... SEC's No. 27-ranked prospect for the 2020 MLB Draft (D1Baseball).
- ★ Has not allowed more than one earned run in 18 of his 22 appearances ... Has not allowed a run in six of his last 11 appearances.
- ★ Picked up his second win despite allowing two runs and a hit May 16 at Kentucky ... Reached 50 career strikeouts with six vs. LSU at the SEC Tournament.
- ★ Made eight relief appearances, posting a 1.94 ERA in 2018 ... Limited opponents to a .194 batting average in 9.1 innings while striking out eight.
- ★ Named a Rawlings-Perfect Game Second-Team All-American as a senior at Briarcrest Christian High School (Eads, Tenn.).

49 ★ AJ Franklin, LHP L/L 6-2 180 lbs. R-Jr. Lebanon, Tenn.

Year	era	w-l	app	gs	cg	sho	sv	ip	h	r	er	bb	so	2b	3b	hr	bf	bavg	wp	hbp	bk	sfa	sha
2018	0.00	0-0	3	0	0	0/1	0	2.2	0	0	0	1	2	0	0	0	7	.000	0	0	0	0	0
2019	10.43	1-0	14	0	0	0/0	0	14.2	16	17	17	13	17	6	0	2	80	.267	2	6	0	0	1
TOTAL	8.83	1-0	17	0	0	0/1	0	17.1	16	17	17	14	19	6	0	2	87	.242	2	6	0	0	1

- ★ Selected in the 17th round (pick 499) of the 2019 MLB Draft by the Kansas City Royals.
- ★ Allowed six runs on four hits Friday in mop-up duty against Duke ... Closed out Vandy's 12-2 win vs. Arkansas with a hitless frame.
- ★ Tossed a career-high 2.1 innings and matched a career-high three strikeouts while picking up his first collegiate win at No. 6 Louisville on May 7.
- ★ Made three appearances during his first campaign on the mound in 2018, holding opponents hitless in 2.2 innings.

35 ★ Jackson Gillis, LHP R/L 6-3 225 lbs. Jr. Wilmington, Mass.

Year	era	w-l	app	gs	cg	sho	sv	ip	h	r	er	bb	so	2b	3b	hr	bf	bavg	wp	hbp	bk	sfa	sha
2017	3.60	0-0	16	0	0	0/2	0	15.0	9	8	6	11	19	3	0	2	65	.173	0	1	2	0	1
2018	4.81	4-1	20	1	0	0/0	1	33.2	33	19	18	17	44	7	1	5	160	.256	6	7	2	3	3
2019	5.14	1-1	7	0	0	0/0	0	7.0	7	6	4	5	7	0	0	0	35	.269	3	2	0	2	0
TOTAL	4.53	5-2	43	1	0	0/2	1	55.2	49	33	28	33	70	10	1	7	260	.237	9	10	4	5	4

- ★ Selected in the 13th round (pick 403) by the Milwaukee Brewers ... Has held opponents scoreless in four of his last six appearances.
- ★ Posted a 4-1 record and 4.81 ERA across 20 appearances including one start in 2018 ... Struck out 39 batters while tossing 28.2 innings and walking nine.
- ★ First Commodore in the Tim Corbin era (2003-present) to record a win and save on the same day, coming in DH action vs. Ole Miss (April 15, 2018).
- ★ Struck out multiple batters 13 times including over his first eight appearances of 2018 ... Did not permit a walk in 10 of his final 13 appearances.

55 ★ Joe Gobillot, LHP L/L 6-6 240 lbs. R-Fr. Houston, Texas

Year	era	w-l	app	gs	cg	sho	sv	ip	h	r	er	bb	so	2b	3b	hr	bf	bavg	wp	hbp	bk	sfa	sha
2019	13.50	0-0	2	0	0	0/0	0	2.0	2	3	3	3	4	0	0	0	12	.250	1	1	0	0	0
TOTAL	13.50	0-0	2	0	0	0/0	0	2.0	2	3	3	3	4	0	0	0	12	.250	1	1	0	0	0

- ★ Selected in the 16th round (pick 488) of the 2019 MLB Draft by the Tampa Bay Rays.
- ★ Struck out the side in his collegiate debut at Middle Tennessee ... Made his home debut April 30 vs. Tennessee Tech, allowing three runs and three walks.
- ★ Lettered four years in baseball at St. John's School (Texas) ... Named Rawlings-Perfect Game Honorable Mention All-American as a senior.
- ★ High school team captain as a junior and senior ... Rawlings-Perfect Game Underclass First-Team honoree as a junior.

44 ★ Mason Hickman, RHP R/R 6-6 230 lbs. So. Hendersonville, Tenn.

Year	era	w-l	app	gs	cg	sho	sv	ip	h	r	er	bb	so	2b	3b	hr	bf	bavg	wp	hbp	bk	sfa	sha
2018	5.21	8-2	16	13	1	1/0	0	74.1	71	45	43	30	66	14	1	10	319	.254	4	3	2	5	2
2019	2.08	8-0	19	12	0	0/1	3	90.2	60	23	21	25	119	20	1	7	361	.183	3	6	0	2	0
TOTAL	3.49	16-2	35	25	1	1/1	3	165.0	131	68	64	55	185	34	2	17	680	.216	7	9	2	7	2

- ★ Third in the SEC in batters struck out looking (40), fifth in ERA (2.08) and sixth in opponent average (.183).
- ★ Has allowed one or no runs in eight of 12 starts ... Has fanned six-plus batters in 11 of his last 13 outings including nine-plus in four of his last five.
- ★ Has tossed five-plus innings in five of his last six starts ... Has permitted three or fewer hits in each of his last five starts.
- ★ Has allowed two or fewer runs in 11 of his 12 starts ... Has not walked more than two batters in nine of his 12 starts.
- ★ Struck out a career-high 12 batters in six scoreless innings during his first start of the season on March 19 vs. Belmont.
- ★ Sunday starter who was named a Freshman All-American by Collegiate Baseball in 2018 ... Tied for third nationally among freshmen with eight victories.
- ★ Was one of three SEC freshmen to post a shutout in 2018, doing so with a seven-inning complete game victory against LSU on March 25.
- ★ During senior season at Pope John Paul II High School (Hendersonville, Tenn.) was named All-State, All-Region, and Tennessee Mr. Baseball Finalist.

PITCHING NOTES CONTINUED

45 ★ Chance Huff, RHP R/R 6-4 210 lbs. Fr. Niceville, Fla.

Year	era	w-l	app	gs	cg	sho	sv	ip	h	r	er	bb	so	2b	3b	hr	bf	bavg	wp	hbp	bk	sfa	sha
2019	6.38	2-0	8	4	0	0/0	0	18.1	16	13	13	16	21	7	0	0	89	.229	5	2	1	1	0
TOTAL	6.38	2-0	8	4	0	0/0	0	18.1	16	13	13	16	21	7	0	0	89	.229	5	2	1	1	0

- ★ Nation's No. 37-ranked freshman according to Perfect Game.
- ★ Has fanned five-plus batters in three of four starts including a career-high seven in six innings while picking up the win on March 5 vs. Davidson.
- ★ Picked up the win on opening day vs. Virginia, permitting three runs and two hits while walking two and striking out two (threw 33 pitches).
- ★ Lettered four years in baseball at Niceville High School (Florida) ... Named 2018 Rawlings-Perfect Game Honorable Mention All-American.
- ★ Ranked as Florida's No. 18 right-handed pitcher and No. 46 overall player in the class of 2018 by Perfect Game.
- ★ Tossed a no-hitter while striking out 12 batters against South Walton as a senior ... Team-high 74 strikeouts in 48 innings with a 1.90 ERA as a junior.
- ★ Named among Top 45 pitchers headed to college per Baseball America ... Served as team captain his senior year.

33 ★ Erik Kaiser, RHP R/R 6-5 205 lbs. So. Waterloo, Ill.

Year	era	w-l	app	gs	cg	sho	sv	ip	h	r	er	bb	so	2b	3b	hr	bf	bavg	wp	hbp	bk	sfa	sha
2019	12.00	0-0	1	1	0	0/0	0	3.0	4	4	4	0	4	0	1	1	14	.308	0	1	0	0	0
TOTAL	12.00	0-0	1	1	0	0/0	0	3.0	4	4	4	0	4	0	1	1	14	.308	0	1	0	0	0

- ★ Made his first collegiate start on March 6 vs. ETSU, allowing four runs on four hits while striking out four.
- ★ Made two scoreless appearances during his freshman campaign in 2018 ... Struck out one and did not allow a base runner at Long Beach St. (March 7).
- ★ Lettered three years in baseball and played varsity basketball at Waterloo High School (Illinois).
- ★ Named Rawlings-Perfect Game Honorable Mention and All-USA Today Second-Team All-State as a senior.

34 ★ Zach King, LHP L/L 6-6 210 lbs. Jr. Spring Hill, Tenn.

Year	era	w-l	app	gs	cg	sho	sv	ip	h	r	er	bb	so	2b	3b	hr	bf	bavg	wp	hbp	bk	sfa	sha
2017	2.56	2-1	25	0	0	0/0	0	38.2	24	14	11	17	31	5	0	3	163	.174	4	4	0	0	4
2018	3.46	1-4	21	3	0	0/1	3	52.0	45	22	20	21	51	8	0	1	221	.237	2	6	0	1	3
2019	5.92	0-2	21	3	0	0/3	3	38.0	37	25	25	22	44	3	1	0	174	.266	3	8	0	3	2
TOTAL	3.92	3-7	67	6	0	0/4	6	128.2	106	61	56	60	126	16	1	4	558	.227	9	18	0	4	9

- ★ Selected in the 13th round (pick 381) of the MLB Draft by the Miami Marlins, joining fourth overall pick JJ Bleday and Julian Infante (36th round).
- ★ Has fanned multiple batters in five of his last nine outings ... Has allowed just three extra-base hits in his last 16 appearances (22.1 innings).
- ★ Has not allowed a run in five of his last six outings ... Has not permitted a home run in 38.0 innings this season.
- ★ Posted a 1-4 record alongside a 3.46 ERA in 21 appearances and three starts in 2018 ... His 21 appearances were tired with Reid Schaller for the team lead.
- ★ Limited opponents to a .237 average while leading all Vandy relievers with 51 strikeouts and 52.0 innings pitched in 2018.
- ★ Held opponents to nine extra-base hits including just one home run while adding three saves in 2018 ... Struck out three or more batters 12 times.
- ★ Did not allow an earned run in four of his final six appearances in 2018, posting a 2.28 ERA over 19.2 innings.
- ★ Did not permit an earned run in 10 appearances of 2018, all coming in his final 17 outings ... Held foes to one walk or fewer in 16 of his 21 appearances.

29 ★ Patrick Raby, RHP R/R 6-3 230 lbs. Sr. Knoxville, Tenn.

Year	era	w-l	app	gs	cg	sho	sv	ip	h	r	er	bb	so	2b	3b	hr	bf	bavg	wp	hbp	bk	sfa	sha
2016	2.61	7-1	15	10	0	0/1	2	58.2	35	17	17	19	63	5	0	3	220	.174	2	0	2	0	0
2017	2.73	10-4	16	16	1	0/1	0	105.1	89	38	32	30	87	16	0	7	426	.231	5	4	0	1	5
2018	3.57	5-5	16	12	0	0/1	0	68.0	69	29	27	33	57	11	2	6	299	.271	6	5	0	2	4
2019	3.04	10-1	17	15	0	0/1	0	74.0	71	33	25	44	78	9	0	4	332	.254	6	2	1	4	3
TOTAL	2.97	32-11	64	53	1	0/4	2	306.0	264	117	101	126	285	41	2	20	1277	.236	19	11	3	7	12

- ★ Selected in the 17th round (pick 504) of the 2019 MLB Draft by the Cincinnati Reds ... Collegiate Baseball Second-Team All-American.
- ★ Broke a 46-year-old program record (Jeff Peeples, 1970-73), becoming Vanderbilt's career wins leader with his 30th at South Carolina.
- ★ Currently ranks sixth in Vanderbilt career innings pitched (306.0) and 10th in career strikeouts (285) ... Currently ninth in career history for ERA (2.97).
- ★ Tied for fourth in the SEC and 12th nationally in wins (10) ... Allowed just one earned run, securing his 31st career win, vs. Missouri.
- ★ Has not allowed more than one earned run in nine of his 15 starts ... Has fanned five-plus batters in nine of his 15 starts.
- ★ In 15 starts, including eight vs. ranked opponents, has held foes to a .251 batting average in 71.1 innings.
- ★ Has allowed just 13 extra-base hits in 71.1 innings including 15 starts this season ... Held No. 19 Texas A&M to three hits in five frames.
- ★ Tied Jim Gibbs (1981-84) for third in program history with his 25th career victory on March 10 against Illinois State (5.0 IP, 4 H, 1 ER, 5 K).
- ★ Recorded his 200th career strikeout in his hometown of Knoxville on May 12, 2018, at Tennessee while limiting the Volunteers to two runs.
- ★ Struck out four-or-more batters on eight occasions in 2018 ... Held opponents to a .230 batting average (29-for-126) with runners on base.
- ★ Fanned a season-high eight batters without allowing an earned run in five innings of three-hit ball against TCU on March 11, 2018.
- ★ Former Collegiate Baseball Freshman All-American (2016) ... Three-time All-American at Knoxville Farragut High School.

PITCHING NOTES CONTINUED

80 ★ Kumar Rocker, RHP

R/R

6-4

255 lbs.

Fr.

Athens, Ga.

Year	era	w-l	app	gs	cg	sho	sv	ip	h	r	er	bb	so	2b	3b	hr	bf	bavg	wp	hbp	bk	sfa	sha
2019	3.38	11-5	18	15	1	1/0	0	93.1	85	39	35	19	103	18	2	2	388	.240	7	7	4	3	5
TOTAL	3.38	11-5	18	15	1	1/0	0	93.1	85	39	35	19	103	18	2	2	388	.240	7	7	4	3	5

- ★ 2019 SEC All-Freshman Team ... Nation's top-ranked freshman (Perfect Game) ... SEC's No. 3-ranked prospect for the 2021 MLB Draft (D1Baseball).
- ★ NCAA Nashville Regional All-Tournament Team ... Second-highest rated high school right-handed pitcher in the 2018 MLB Draft by MLB.com.
- ★ Struck out 19 batters and tossed Vanderbilt's first individual no-hitter since 1971 as part of a 3-0 victory against Duke in the super regionals.
- ★ Became the first pitcher to throw a no-hitter in the super regionals and eighth to do so in the NCAA Tournament.
- ★ Has gone 9-1 with a 2.24 ERA in his last 10 starts, striking out 71 across 64.1 innings while limiting opponents to a .205 average.
- ★ Has held opponents to three earned runs or fewer in 15 of his last 17 outings ... Has fanned six-plus batters in 10 of his last 13 starts.
- ★ Has not allowed more than two walks in 17 of his 18 appearances ... Has tossed five-plus innings in 13 of his last 14 starts.
- ★ Tabbed the nation's third-ranked right-handed pitcher and eight-best overall player in the 2018 class by Perfect Game.
- ★ Honored as the 2017-18 Gatorade Georgia Baseball Player of the Year... Tabbed an Under Armour All-American.
- ★ Lettered four years in baseball and two years in football at North Oconee High School (Athens, Ga.).
- ★ Father, Tracy, played college football at Auburn and was the first SEC player to win both the Lombardi Award and the Outland Trophy.

27 ★ Ethan Smith, RHP

R/R

6-1

200 lbs.

Fr.

Mt. Juliet, Tenn.

Year	era	w-l	app	gs	cg	sho	sv	ip	h	r	er	bb	so	2b	3b	hr	bf	bavg	wp	hbp	bk	sfa	sha
2019	3.27	4-0	17	0	0	0/2	0	33.0	17	13	12	17	47	5	1	1	137	.150	4	5	1	1	1
TOTAL	3.27	4-0	17	0	0	0/2	0	33.0	17	13	12	17	47	5	1	1	137	.150	4	5	1	1	1

- ★ Has allowed one or no runs in 10 of his last 11 outings ... Has walked five batters in his last 11 appearances after walking 12 in his first six.
- ★ Has allowed just four extra-base hits in his last 10 appearances (18.1 innings).
- ★ Struck out eight batters at South Carolina, matching Austin Becker for the most by a Commodore reliever this season.
- ★ Recognized as Tennessee's top right-handed pitcher and the state's third-best overall player in the class of 2018 by Perfect Game.
- ★ Threw the first perfect game in the history of the Perfect Game Tournament in Jupiter, Fla.... 2018 Rawlings-Perfect Game First-Team All-American.
- ★ Led Mt. Juliet (Tenn.) High School to the 2016 and 2018 District 9-AAA title ... Captain of the team as a junior and a senior.
- ★ Brother, Brandon, played baseball at Tennessee Tech; brother Austin, played at Columbia State CC and other brother, Jonathan played at Tufts University.

HITTING STREAKS			REACHED-BASE STREAKS			SCORELESS-INNING STREAK		
PLAYER	LONGEST	CURRENT	PLAYER	LONGEST	CURRENT	PLAYER	LONGEST	CURRENT
Paul	14	2	Bleday	48	48	Hickman	25.0	7.0
Clarke	13	2	Martin	36	36	Brown	16.2	6.0
Bleday	12	--	Davis	29	--	Raby	15.2	0.1
Martin	12	4	Scott	23	2	Fellows	9.2	2.2
Scott	10	--	Duvall	20	11	Huff	6.2	1.1
Ray	10	--	Paul	19	2	Smith	8.0	0.1
DeMarco	9	5	Gonzalez	15	--	Fisher	7.0	0.0
Davis	9	--	DeMarco	14	5	King	6.0	4.1
Duvall	8	1	Clarke	13	2	Eder	10.2	1.1
Gonzalez	7	--	Infante	11	--	Franklin	6.2	0.1
Infante	7	--	Ray	11	8	Rocker	20.2	0.1
Thomas	3	--	Grisanti	5	--	Gillis	3.1	1.1
Grisanti	2	--	Thomas	4	--	Kaiser	2.0	--
Keegan	2	2	Keegan	3	3	Gobillot	1.0	0.1
Kolwyck	1	1	Hayes	2	--			
Fentress	1	--	Fentress	2	--			
Malloy	1	--	Malloy	2	--			
			Kolwyck	1	1			
			Hogan	1	--			

2019 REGULAR SEASON DAY-BY-DAY

GM#	DATE	D/N	OPPONENT	SCORE	REC.	SEC REC.	GA/GB	PITCHER OF RECORD	ATTEND.	TIME
1	2/15	N	Virginia#	W, 15-9	1-0	0-0	--	Chance Huff (1-0)	1,747	4:04
2	2/16	D	Cal State Fullerton#	W, 14-9	2-0	0-0	--	Patrick Raby (1-0)	2,176	3:26
3	2/17	D	TCU#	L, 10-2	2-1	0-0	--	Kumar Rocker (0-1)	1,738	3:11
4	2/20	D	EVANSVILLE	W, 5-4	3-1	0-0	--	Hugh Fisher (1-0)	2,665	3:32
5	2/24	D	PEPPERDINE	W, 6-3	4-1	0-0	--	Drake Fellows (1-0)	2,837	2:56
6	2/24	D	PEPPERDINE	W, 6-2	5-1	0-0	--	Kumar Rocker (1-1)	--	2:49
7	2/26	D	SE MISSOURI ST.	W, 11-3	6-1	0-0	--	Ethan Smith (1-0)	2,700	3:20
8	2/27	D	AUSTIN PEAY	L, 7-6 (10)	6-2	0-0	--	Jackson Gillis (0-1)	2,726	4:32
9	3/1	D	DAYTON	W, 11-3	7-2	0-0	--	Drake Fellows (2-0)	2,745	3:30
10	3/2	D	DAYTON	W, 5-1	8-2	0-0	--	Patrick Raby (2-0)	2,819	2:54
11	3/2	D	DAYTON	W, 2-0	9-2	0-0	--	Ethan Smith (2-0)	--	2:30
12	3/5	D	DAVIDSON	W, 24-2	10-2	0-0	--	Chance Huff (2-0)	2,776	3:26
13	3/6	D	ETSU	W, 12-4	11-2	0-0	--	Jackson Gillis (1-1)	2,665	2:58
14	3/8	D	ILLINOIS ST.	W, 10-4	12-2	0-0	--	Drake Fellows (3-0)	2,694	3:16
15	3/10	D	ILLINOIS ST.	W, 9-1	13-2	0-0	--	Patrick Raby (3-0)	2,866	2:52
16	3/10	D	ILLINOIS ST.	L, 7-3	13-3	0-0	--	Zach King (0-1)	--	3:13
17	3/12	N	SAMFORD	W, 11-6	14-3	0-0	--	Mason Hickman (1-0)	2,823	3:28
18	3/15	N	at Texas A&M*	W, 7-4	15-3	1-0	--	Drake Fellows (4-0)	5,774	3:37
19	3/16	D	at Texas A&M*	L, 8-7	15-4	1-1	1.0 GB	Zach King (0-2)	7,104	3:46
20	3/17	D	at Texas A&M*	L, 7-0	15-5	1-2	2.0 GB	Kumar Rocker (1-2)	5,385	2:32
21	3/19	N	vs. Belmont^	W, 3-0	16-5	1-2	2.0 GB	Mason Hickman (2-0)	1,032	2:54
22	3/21	N	FLORIDA*	W, 5-0	17-5	2-2	1.5 GB	Drake Fellows (5-0)	3,191	2:31
23	3/22	N	FLORIDA*	W, 15-2	18-5	3-2	1.5 GB	Patrick Raby (4-0)	3,626	3:22
24	3/23	D	FLORIDA*	W, 14-2	19-5	4-2	1.0 GB	Kumar Rocker (2-2)	3,626	2:54
25	3/26	N	vs. Lipscomb^	W, 15-1	20-5	4-2	1.0 GB	Mason Hickman (3-0)	1,277	3:01
26	3/29	N	TENNESSEE*	W, 4-2	21-5	5-2	1.0 GB	Drake Fellows (6-0)	3,626	3:19
27	3/30	N	TENNESSEE*	W, 10-4	22-5	6-2	0.5 GB	Patrick Raby (5-0)	3,512	3:01
28	3/31	D	TENNESSEE*	L, 7-6	22-6	6-3	1.0 GB	Kumar Rocker (2-3)	3,563	3:09
29	4/2	N	WESTERN KY.	W, 5-4 (10)	23-6	6-3	1.0 GB	Ethan Smith (3-0)	2,877	3:20
30	4/5	N	at Georgia*	W, 3-2 (11)	24-6	7-3	--	Tyler Brown (1-0)	3,188	3:40
31	4/6	D	at Georgia*	L, 8-3	24-7	7-4	1.0 GB	Patrick Raby (5-1)	3,117	2:57
32	4/7	D	at Georgia*	L, 3-1	24-8	7-5	2.0 GB	Kumar Rocker (2-4)	3,045	2:32
33	4/9	N	at MTSU	W, 15-3	25-8	7-5	2.0 GB	Mason Hickman (4-0)	2,557	3:34
34	4/12	N	ARKANSAS*	W, 3-2	26-8	8-5	1.0 GB	Drake Fellows (7-0)	3,465	2:24
35	4/13	N	ARKANSAS*	W, 12-2	27-8	9-5	0.5 GB	Kumar Rocker (3-4)	3,305	2:27
36	4/14	D	ARKANSAS*	L, 14-12	27-9	9-6	1.0 GB	Tyler Brown (1-1)	3,488	4:01
37	4/16	N	INDIANA ST.	W, 7-1	28-9	9-6	1.0 GB	Mason Hickman (5-0)	2,810	2:57
38	4/19	N	at Alabama*	W, 7-4	29-9	10-6	1.5 GB	Drake Fellows (8-0)	2,862	3:04
39	4/20	N	at Alabama*	W, 13-5	30-9	11-6	1.5 GB	Kumar Rocker (4-4)	3,609	3:14
40	4/21	D	at Alabama*	W, 2-0	31-9	12-6	1.0 GB	Patrick Raby (6-1)	3,006	2:53
41	4/25	N	AUBURN*	W, 12-6	32-9	13-6	0.5 GB	Drake Fellows (9-0)	3,050	4:22
42	4/26	N	AUBURN*	W, 5-2	33-9	14-6	+0.5	Kumar Rocker (5-4)	3,534	3:10
43	4/27	D	AUBURN*	W, 9-5	34-9	15-6	--	Patrick Raby (7-1)	3,626	3:04
44	4/30	N	TENNESSEE TECH	W, 21-10	35-9	15-6	--	Mason Hickman (6-0)	3,191	4:13
45	5/3	N	at South Carolina*	W, 22-11	36-9	16-6	--	Ethan Smith (4-0)	6,570	4:25
46	5/4	N	at South Carolina*	W, 9-3	37-9	17-6	--	Kumar Rocker (6-4)	--	2:34
47	5/5	D	at South Carolina*	W, 6-2	38-9	18-6	+1.0	Patrick Raby (8-1)	7,027	2:35
48	5/7	N	at Louisville	W, 6-2	39-9	18-6	+1.0	AJ Franklin (1-0)	3,239	3:39
49	5/10	N	MISSOURI*	W, 5-2	40-9	19-6	+0.5	Drake Fellows (10-0)	3,626	2:46
50	5/11	D	MISSOURI*	L, 5-2	40-10	19-7	+0.5	Kumar Rocker (6-5)	3,262	3:08
51	5/12	D	MISSOURI*	W, 7-2	41-10	20-7	+1.0	Patrick Raby (9-1)	3,154	2:59
52	5/14	N	MTSU	W, 5-2	42-10	20-7	+1.0	Mason Hickman (6-0)	3,525	3:06
53	5/16	N	at Kentucky*	W, 16-10	43-10	21-7	+1.0	Hugh Fisher (2-0)	3,649	3:43
54	5/17	N	at Kentucky*	W, 12-4	44-10	22-7	+2.0	Kumar Rocker (7-5)	4,491	3:07
55	5/18	D	at Kentucky*	W, 7-4	45-10	23-7	+2.0	Tyler Brown (2-1)	4,249	3:57
56	5/22	D	vs. Auburn%	W, 11-1	46-10	23-7	+2.0	Mason Hickman (7-0)	--	3:14
57	5/23	N	vs. Mississippi State%	W, 1-0	47-10	23-7	+2.0	Drake Fellows (11-0)	8,620	2:59
58	5/25	D	vs. LSU%	W, 13-4	48-10	23-7	+2.0	Kumar Rocker (8-5)	12,872	3:25
59	5/26	D	vs. Ole Miss	W, 11-10	49-10	23-7	+2.0	Tyler Brown (2-1)	10,497	4:22
60	5/31	D	vs. Ohio State\$	W, 8-2	50-10	23-7	+2.0	Drake Fellows (12-0)	3,626	3:04
61	6/1	N	vs. Indiana State\$	W, 8-5	51-10	23-7	+2.0	Kumar Rocker (9-5)	3,626	3:08
62	6/2	N	vs. Indiana State\$	W, 12-1	52-10	23-7	+2.0	Mason Hickman (8-0)	3,626	3:08
63	6/7	N	vs. Duke@	L, 18-5	52-11	23-7	+2.0	Drake Fellows (12-1)	3,626	4:09
64	6/8	N	vs. Duke@	W, 3-0	53-11	23-7	+2.0	Kumar Rocker (10-5)	3,626	2:56
65	6/9	D	vs. Duke@	W, 13-2	54-11	23-7	+2.0	Patrick Raby (10-1)	3,626	3:34
66	6/16	D	vs. Louisville+	W, 3-1	55-11	23-7	+2.0	Drake Fellows (13-1)	22,704	2:57
67	6/19	D	vs. Mississippi State+	W, 6-3	56-11	23-7	+2.0	Kumar Rocker (11-5)	15,465	3:24
68	6/21	N	vs. Louisville+	W, 3-2	57-11	23-7	+2.0	Jake Eder (2-0)	24,673	3:04

#Salt River Fields (Talking Stick, Ariz.)

^ First Tennessee Park (Nashville, Tenn.)

BOLD = Home Game (Hawkins Field)

* SEC Game

% SEC Tournament Game (Hoover, Ala.)

\$ NCAA Nashville Regional

@ NCAA Nashville Super Regional

+ College World Series (Omaha, Neb.)

SEASON HIGHS AND LOWS

TEAM BATTING

Most runs, game _____ 24, vs. Davidson (3/5/19)
 Most runs, inning _____ 13, 3rd inn., vs. Davidson (3/5/19)
 Most hits, game _____ 21, vs. Tennessee Tech (4/30/19)
 Most hits, inning _____ 8, 3rd inn., vs. Davidson (3/5/19)
 Fewest hits, game _____ 1, at Georgia (4/7/19)
 Most doubles, game _____ 6, vs. Davidson (3/5/19)
 Most triples, game _____ 2, vs. Virginia (2/15/19)
 Most home runs, game _____ 5, 2x, last vs. Duke (6/9/19)
 Most home runs, inning _____ 2, 9x, last vs. Duke (6/9/19)
 Most extra-base hits _____ 9, 2x, last vs. Tennessee Tech (4/30/19)
 Most stolen bases, game _____ 4, 2x, last vs. Tennessee Tech (4/30/19)
 Most walks, game _____ 17, vs. Davidson (3/5/19)
 Most strikeouts, game _____ 14, at Alabama (4/20/19)
 Most hit by pitch, game _____ 3, 4x, last vs. Florida (3/23/19)
 Most left on base _____ 15, vs. Florida (3/22/19)

INDIVIDUAL BATTING

Most hits _____ 5, 2x, last vs. Auburn (5/22/19)
 Most runs _____ 4, 6x, last Austin Martin at Kentucky (5/16/19)
 Most doubles _____ 3, 2x, last Julian Infante vs. Indiana State (6/1/19)
 Most triples _____ 1, 18x, last Philip Clarke vs. Indiana State (6/2/19)
 Most home runs _____ 2, 10x, last Stephen Scott vs. Miss. St. (6/19/19)
 Most extra-base hits _____ 3, 4x, last Julian Infante vs. Indiana State (6/1/19)
 Most total bases _____ 10, 2x, last Stephen Scott at Kentucky (5/16/19)
 Most RBIs _____ 7, Pat DeMarco vs. Davidson (3/5/19)
 Most stolen bases _____ 2, 6x, last Ethan Paul vs. Duke (6/9/19)
 Most walks _____ 3, 7x, last Harrison Ray vs. Duke (6/7/19)
 Most strikeouts _____ 4, Julian Infante at Alabama (4/21/19)
 Longest hitting streak _____ 14 games, Ethan Paul (2/15-3/10/19)

TEAM PITCHING

Most walks _____ 12, vs. Austin Peay (2/27/19)
 Fewest walks _____ 0, 2x, last at Kentucky (5/17/19)
 Most runs allowed, game _____ 18, vs. Duke (6/7/19)
 Most runs allowed, inning _____ 10, vs. Duke (6/7/19)
 Most hits allowed, game _____ 22, vs. Arkansas (4/14/19)
 Most hits allowed, inning _____ 6, vs. Duke (6/7/19)
 Fewest hits allowed, game _____ 0, vs. Duke (6/8/19)
 Most home runs allowed, game _____ 2, 4x, last vs. Duke (6/9/19)
 Most consecutive scoreless inn. _____ 25 innings (3/17-22/19)

INDIVIDUAL PITCHING

Most innings pitched, starter _____ 9.0, 3x, last Kumar Rocker vs. Duke (6/8/19)
 Fewest innings pitched, starter _____ 0.2, 2x, last Patrick Raby vs. Ole Miss (5/26/19)
 Most innings pitched, reliever _____ 5.0, Jake Eder at Georgia (4/6/19)
 Most strikeouts, starter _____ 19, Kumar Rocker vs. Duke (6/8/19)
 Most strikeouts, reliever _____ 8, 3x, last Hugh Fisher vs. Missouri (5/12/19)
 Most walks allowed _____ 6, 2x, last Patrick Raby vs. Florida (3/22/19)
 Most runs allowed _____ 8, Drake Fellows at South Carolina (5/3/19)
 Most earned runs allowed _____ 7, Drake Fellows at South Carolina (5/3/19)
 Most hits allowed _____ 10, Kumar Rocker vs. Tennessee (3/31/19)
 Fewest hits allowed, CG _____ 0, Kumar Rocker vs. Duke (6/8/19)
 Most home runs allowed _____ 2, 3x, last Mason Hickman vs. Duke (6/9/19)
 Most pitches thrown _____ 131, Kumar Rocker vs. Duke (6/8/19)

MISCELLANEOUS TEAM

Longest winning streak _____ 13 games, 4/16-4/10/19
 Longest losing streak _____ 2 games, 2x, last 4/6-4/7
 Most games over .500 _____ 45 games, last 6/19/19
 Most games under .500 _____
 Longest game, innings _____ 11 inn., at Georgia (4/5/19)
 Longest game, time _____ 4:32, vs. Austin Peay (2/27/19)
 Shortest game, time _____ 2:24 vs. Arkansas (4/12/19)
 Largest crowd, Hawkins Field _____ 3,626, 18x, last vs. Duke (6/9/19)
 Smallest crowd, Hawkins Field _____ 2,665, 2x, last vs. ETSU (3/6/19)
 Largest crowd, road _____ 24,673 vs. Louisville @ CWS (6/21/19)
 Smallest crowd, road _____ 1,032 vs. Belmont (3/19/19)
 Largest winning margin _____ 22 runs, vs. Davidson (3/5/19)
 Largest losing margin _____ 13 runs, vs. Duke (6/7/19)
 Largest deficit overcome to win _____ 8 runs, vs. Ole Miss (5/26/19)
 Largest lead relinquished to lose _____ 5 runs, 2x, last at Texas A&M (3/16/19)
 Most double plays turned _____ 2, 5x, last vs. Indiana State (6/1/19)
 Most double plays turned by opponent _____ 3, 2x, last at South Carolina (5/3/19)
 Most errors _____ 4, at Texas A&M (3/17/19)
 Most errors by an opponent _____ 5, vs. Davidson (3/5/19)
 Most stolen bases by an opponent _____ 3, at South Carolina (5/5/19)

LAST HOME RUN

MULTI-HIT GAMES

MULTI-RBI GAMES

PLAYER	DATE, OPP.	2H	3H	4H	5H	TOTAL	2RBI	3RBI	4RBI	5+RBI	TOTAL
Bleday	5/25/19 vs. LSU	19	6	--	1	26	13	2	2	2	19
Clarke	6/7/19 vs. Duke	22	5	--	--	27	9	3	3	2	17
Davis	--	10	1	1	--	12	4	2	--	--	6
DeMarco	6/9/19 vs. Duke	12	2	1	--	15	4	4	1	1	10
Duvall	6/2/19 vs. Indiana State	11	3	--	--	14	4	3	3	--	10
Fentress	--	--	--	--	--	--	--	--	--	--	--
Gonzalez	2/20/19 vs. Evansville	7	--	--	--	7	2	--	--	--	2
Grisanti	4/5/19 at Georgia	1	--	1	--	2	1	1	--	--	2
Hayes	--	--	--	--	--	--	--	--	--	--	--
Hogan	--	--	--	--	--	--	--	--	--	--	--
Infante	6/9/19 vs. Duke	7	2	--	--	9	7	1	1	1	10
Keegan	--	1	--	--	--	1	--	--	--	--	--
Kolwyck	--	1	--	--	--	1	--	--	--	--	--
Malcolm	--	--	--	--	--	--	--	--	--	--	--
Malloy	--	--	--	--	--	--	--	--	--	--	--
Martin	6/16/19 vs. Louisville	19	11	4	--	34	8	7	--	--	15
McMillan	--	--	--	--	--	--	--	--	--	--	--
Paul	5/25/19 vs. LSU	21	4	--	1	26	6	6	1	3	16
Ray	5/18/19 at Kentucky	14	3	--	--	17	6	1	--	--	7
Scott	6/19/19 vs. Mississippi State	19	4	1	--	24	3	4	4	1	12
Thomas	4/30/19 vs. Tennessee Tech	2	1	1	--	4	--	--	1	1	2

BREAKDOWNS

RUNS BY INNING	1	2	3	4	5	6	7	8	9	10+	TOTAL
VANDERBILT	80	71	103	68	52	57	60	39	29	3	562
OPPONENTS	33	34	30	35	34	26	32	31	24	2	281

PITCHING BREAKDOWN	W-L-S	ERA	IP	H	R	ER	BB	SO	HR
STARTERS	40-8	3.47	365.1	320	159	141	136	422	20
RELIEVERS	17-3-31	4.14	241.1	193	122	111	119	303	11

CATCHING BREAKDOWN	CS	SBA	CS%	PB	PICKOFFS
PHILIP CLARKE	12	24	33.3	7	2
TY DUVAL	3	9	25.0	4	0
DOMINIC KEEGAN	0	1	0.0	0	0
STEPHEN SCOTT	1	4	20.0	0	0

STARTS BY BATTING ORDER (TOTAL, W-L)

1st: Martin (34, 31-3), Davis (31, 23-8), Clarke (1, 1-0), Grisanti (1, 1-0), Ray (1, 1-0)
2nd: Bleday (33, 30-3), Martin (28, 21-7), Ray (6, 5-1), Clarke (1, 1-0)
3rd: Bleday (37, 29-8), Paul (31, 28-3)
4th: Clarke (35, 31-4), Scott (30, 23-7), Paul (3, 3-0)
5th: Clarke (25, 20-5), DeMarco (25, 21-4), Ray (10, 9-1), Duvall (2, 2-0), Scott (3, 2-1), Paul (1, 1-0), Rocker (1, 1-0), Infante (1, 1-0)
6th: Scott (28, 25-3), DeMarco (20, 17-3), Ray (11, 8-3), Clarke (5, 3-2), Paul (3, 3-0), Duvall (1, 1-0)
7th: Paul (28, 20-8), Ray (20, 18-2), DeMarco (5, 5-0), Duvall (5, 5-0), Scott (4, 4-0), Infante (2, 2-0), Thomas (3, 3-0), Rocker (1, 0-1)
8th: Duvall (24, 23-1), Raby (19, 14-5), Infante (9, 6-3), Fellows (8, 7-1), Thomas (2, 2-0), Gonzalez (2, 2-0), Scott (1, 1-0), Rocker (1, 1-0), Ray (2, 2-0)
9th: Infante (42, 37-5), Gonzalez (11, 8-3), Ray (10, 8-2), Fellows (1, 1-0), Raby (1, 1-0), Fentress (2, 2-0), Thomas (1, 0-1)

STARTS BY POSITION (TOTAL, W-L)

C: Clarke (43, 34-9), Duvall (23, 22-1), Scott (2, 1-1)
1B: Infante (54, 46-8), Scott (14, 11-3)
2B: Ray (55, 46-9), Martin (13, 11-2)
3B: Martin (49, 41-8), Gonzalez (13, 10-3), Ray (6, 6-0)
SS: Paul (68, 57-11)
LF: Scott (47, 41-6), Davis (18, 13-5), DeMarco (2, 2-0), Grisanti (1, 1-0)
CF: DeMarco (48, 41-7), Davis (12, 9-3), Thomas (6, 5-1), Fentress (2, 2-0)
RF: Bleday (68, 57-11)
DH: Clarke (24, 22-2), Raby (19, 14-5), Fellows (9, 8-1), Duvall (9, 8-1), Scott (3, 2-1), Rocker (3, 2-1), Davis (1, 1-0)

HOME RUN NOTES

HOMERS AT HOME: 48
HOMERS ON THE ROAD: 32

SOLO HOMERS: 47
2-RUN HOMERS: 22

3-RUN HOMERS: 18
GRAND SLAMS: 6

2-HOME RUN GAMES BY VANDERBILT (9 IN 2019)

Last: Austin Martin (2), 6/16/19 vs. Louisville

3-HOME RUN GAMES BY VANDERBILT (0 IN 2019)

Last: Connor Kaiser, 6/3/18 at Clemson

PINCH-HIT HOME RUNS BY VANDERBILT (2 IN 2019)

Last: Walker Grisanti, 4/5/19 at Georgia

GRAND SLAMS BY VANDERBILT (6 IN 2019)

Last: Ty Duvall, 6/2/19 vs. Indiana State

FIRST-INNING LEADOFF HOME RUNS BY VANDERBILT (3 IN 2019)

Last: Austin Martin, 6/16/19 vs. Louisville

WALK-OFF HOME RUNS (0 IN 2019)

Last: JJ Bleday, 6/9/18 vs. Mississippi State, 11th inning

INSIDE-THE-PARK HOME RUNS BY VANDERBILT (0 IN 2019)

Last: Will Toffey, 3/22/17 vs. Belmont

BACK-TO-BACK HOME RUNS BY VANDERBILT (4 IN 2019)

Last: Ty Duvall, Julian Infante, 6/2/19 vs. Indiana State, 6th inning

CAREER HIGHS

43 ★ Austin Becker

Innings Pitched: 3.0, vs. Davidson (3/5/19)
Strikeouts: 8, vs. Davidson (3/5/19)
Hits Allowed: None
Walks Allowed: 2, vs. Davidson (3/5/19)
Runs Allowed: None

51 ★ JJ Bleday

Hits: 5, vs. Auburn (5/22/19)
Runs: 4, vs. Florida (3/23/19)
RBI: 5, 2x, last at MTSU (4/9/19)
Walks: 5, vs. Middle Tennessee (5/15/18)
HRs: 2, 3x, last at Alabama (4/20/19)
Strikeouts: 3, 2x, last at Texas A&M (3/15/19)
Stolen Bases: 1, 2x, last vs. Clemson (6/2/18)

21 ★ Tyler Brown

Innings Pitched: 5.0, vs. Texas A&M (5/22/18)
Strikeouts: 6, 3x, last vs. Illinois St. (3/8/19)
Hits Allowed: 6, at Florida (3/31/18)
Walks Allowed: 3, vs. Mississippi St. (6/10/18)
Runs Allowed: 6, at Florida (3/31/18)

5 ★ Philip Clarke

Hits: 3, 10x, last vs. Ole Miss (5/26/19)
Runs: 3, 3x, last vs. Indiana State (6/2/19)
RBI: 6, vs. Arkansas (4/14/19)
Walks: 4, vs. UMass-Lowell (2/23/18)
HRs: 2, vs. Clemson (6/3/18)
Strikeouts: 2, 13x, last vs. Duke (6/9/19)
Stolen Bases: 2, vs. UMass-Lowell (2/25/18)

3 ★ Cooper Davis

Hits: 4, vs. SEMO (2/26/19)
Runs: 3, 2x, last vs. Tennessee (3/30/19)
RBI: 3, 2x, last at Texas A&M (3/15/19)
Walks: 2, 4x, last vs. WKU (4/2/19)
HRs: None
Strikeouts: 2, 3x, last at Georgia (4/5/19)
Stolen Bases: 1, 7x, last vs. Tennessee (3/30/19)

18 ★ Pat DeMarco

Hits: 4, vs. Auburn (4/27/19)
Runs: 3, 4x, last at South Carolina (5/3/19)
RBI: 7, vs. Davidson (3/5/19)
Walks: 3, vs. Ohio State (5/31/19)
HRs: 1, 16x, last vs. Duke (6/9/19)
Strikeouts: 3, 8x, last vs. Miss. State (5/23/19)
Stolen Bases: 2, 3x, last vs. Auburn (4/27/19)

20 ★ Ty Duvall

Hits: 3, 4x, last vs. LSU (5/25/19)
Runs: 3, 3x, last at South Carolina (5/3/19)
RBI: 4, 4x, last vs. Indiana State (6/2/19)
Walks: 3, 4x, last at Kentucky (5/18/19)
HRs: 1, 7x, last vs. LSU (5/25/19)
Strikeouts: 3, 2x, last vs. Samford (3/12/19)
Stolen Bases: 1, at Missouri (4/21/18)

39 ★ Jake Eder

Innings Pitched: 5.0, 4x, last at Georgia (4/6/19)
Strikeouts: 7, at Long Beach State (3/7/18)
Hits Allowed: 6, 2x, last at MTSU (4/3/18)
Walks Allowed: 5, vs. Louisville (5/1/18)
Runs Allowed: 5, vs. Louisville (5/1/18)

66 ★ Drake Fellows

Innings Pitched: 9.0, vs. Florida (3/22/19)
Strikeouts: 13, vs. Dayton (3/1/19)
Hits Allowed: 8, 3x, last at S. Carolina (5/3/19)
Walks Allowed: 6, at Texas A&M (3/15/19)
Runs Allowed: 8, at S. Carolina (5/3/19)

13 ★ Kiambu Fentress

Hits: 1, 2x, last vs. Illinois State (3/10/19)
Runs: 2, vs. Lipscomb (3/26/19)
RBI: 1, vs. Austin Peay (2/27/18)
Walks: 3, vs. Lipscomb (3/26/19)
HRs: None
Strikeouts: 1, 6x, last at MTSU (4/9/19)
Stolen Bases: 1, vs. Lipscomb (3/26/19)

32 ★ Hugh Fisher

Innings Pitched: 4.0, vs. Illinois State (3/10/19)
Strikeouts: 8, vs. Missouri (5/12/19)
Hits Allowed: 4, vs. Arkansas (4/14/19)
Walks Allowed: 2, 7x, last vs. LSU (5/25/19)
Runs Allowed: 4, vs. Duke (6/7/19)

49 ★ AJ Franklin

Innings Pitched: 2.1, at Louisville (5/7/19)
Strikeouts: 3, 3x, last at Louisville (5/7/19)
Hits Allowed: 4, vs. Duke (6/7/19)
Walks Allowed: 3, vs. CS Fullerton (2/16/19)
Runs Allowed: 6, 2x, last vs. Duke (6/7/19)

35 ★ Jackson Gillis

Innings Pitched: 3.2, vs. Duke (2/16/18)
Strikeouts: 5, vs. UMass-Lowell (2/24/18)
Hits Allowed: 4, vs. TCU (3/11/18)
Walks Allowed: 4, vs. Texas A&M (3/25/17)
Runs Allowed: 4, 2x, last at Tennessee (5/13/18)

55 ★ Joe Gobillot

Innings Pitched: 1.0, 2x, last vs. TTU (4/30/19)
Strikeouts: 3, at MTSU (4/9/19)
Hits Allowed: 1, 2x, last vs. TTU (4/30/19)
Walks Allowed: 3, vs. TTU (4/30/19)
Runs Allowed: 3, vs. TTU (4/30/19)

99 ★ Jayson Gonzalez

Hits: 4, 2x, last vs. Austin Peay (2/27/18)
Runs: 3, vs. Middle Tennessee (5/15/18)
RBI: 5, vs. UMass-Lowell (2/24/18)
Walks: 2, vs. Evansville (2/20/19)
HRs: 2, vs. UMass-Lowell (2/24/18)
Strikeouts: 3, 5x, last at Tennessee (5/12/18)
Stolen Bases: 1, 3x, last vs. Illinois St. (3/10/19)

17 ★ Walker Grisanti

Hits: 4, vs. ETSU (3/6/19)
Runs: 3, vs. Xavier (3/12/16)
RBI: 3, 3x, last vs. ETSU (3/6/19)
Walks: 3, at UCLA (3/9/18)
HRs: 1, 3x, last at Georgia (4/5/19)
Strikeouts: 3, 4x, last vs. Austin Peay (2/27/19)

30 ★ Sterling Hayes

Hits: None
Runs: 1, 2x, last vs. Davidson (3/5/19)
RBI: None
Walks: 1, 2x, last vs. Davidson (3/5/19)
HRs: None
Strikeouts: 1, vs. Tennessee Tech (4/30/19)
Stolen Bases: None

44 ★ Mason Hickman

Innings Pitched: 7.0, 5x, last vs. Indiana St. (6/2/19)
Strikeouts: 12, vs. Belmont (3/19/19)
Hits Allowed: 8, at Florida (4/1/18)
Walks Allowed: 6, at Tennessee (5/13/18)
Runs Allowed: 6, vs. Kentucky (5/19/18)

11 ★ Matt Hogan

Hits: None
Runs: 1, vs. Davidson (3/5/19)
RBI: None
Walks: 1, vs. Davidson (3/5/19)
HRs: None
Strikeouts: 1, vs. Davidson (3/5/19)
Stolen Bases: None

45 ★ Chance Huff

Innings Pitched: 6.0, vs. Davidson (3/5/19)
Strikeouts: 7, vs. Davidson (3/5/19)
Hits Allowed: 6, vs. Davidson (3/5/19)
Walks Allowed: 3, 4x, last vs. TTU (4/30/19)
Runs Allowed: 3, 2x, last vs. Austin Peay (2/27/19)

22 ★ Julian Infante

Hits: 4, vs. Belmont (3/22/17)
Runs: 4, vs. Belmont 3/22/17
RBI: 7, vs. Missouri 3/22/17
Walks: 3, vs. Saint Mary's G2 (3/12/17)
HRs: 2, vs. Arkansas (4/14/19)
Strikeouts: 4, 3x, last at Alabama (4/21/19)
Stolen Bases: 1, 4x, last vs. TTU (4/30/19)

33 ★ Erik Kaiser

Innings Pitched: 3.0, vs. ETSU (3/6/19)
Strikeouts: 4, vs. ETSU (3/6/19)
Hits Allowed: 4, vs. ETSU (3/6/19)
Walks Allowed: None
Runs Allowed: 4, vs. ETSU (3/6/19)

12 ★ Dominic Keegan

Hits: 2, vs. Tennessee Tech (4/30/19)
Runs: 2, vs. Tennessee Tech (4/30/19)
RBI: 1, vs. Tennessee Tech (4/30/19)
Walks: 1, 2x, last at South Carolina (5/3/19)
HRs: None
Strikeouts: 1, 5x, last vs. Arkansas (4/14/19)
Stolen Bases: None

34 ★ Zach King

Innings Pitched: 6.1, vs. Kentucky (5/18/18)
Strikeouts: 7, vs. Dayton (3/2/19)
Hits Allowed: 7, vs. UMass-Lowell (2/24/18)
Walks Allowed: 4, at Clemson (6/2/18)
Runs Allowed: 5, vs. Illinois State (3/10/19)

16 ★ Tate Kolwyck

Hits: 2, vs. Tennessee Tech (4/30/19)
Runs: 1, vs. Tennessee Tech (4/30/19)
RBI: 1, vs. Tennessee Tech (4/30/19)
Walks: 1, vs. Davidson (3/5/19)
HRs: None
Strikeouts: None
Stolen Bases: None

36 ★ John Malcom

Hits: None
Runs: None
RBI: 1, vs. Davidson (3/5/19)
Walks: None
HRs: None
Strikeouts: 2, vs. Tennessee Tech (4/30/19)
Stolen Bases: None

42 ★ Justyn-Henry Malloy

Hits: 1, vs. Cal State Fullerton (2/16/19)
Runs: 1, 3x, last vs. Tennessee Tech (4/30/19)
RBI: 1, 2x, last vs. SEMO (2/26/19)
Walks: 1, 6x, last vs. Tennessee Tech (4/30/19)
HRs: None
Strikeouts: 2, vs. TCU (2/17/19)
Stolen Bases: None

16 ★ Austin Martin

Hits: 4, 4x, last vs. Arkansas (4/14/19)
Runs: 4, 3x, last vs. Arkansas (4/14/19)
RBI: 3, 8x, last vs. Louisville (6/16/19)
Walks: 3, 3x, last vs. Virginia (2/15/19)
HRs: 2, 2x, last vs. Louisville (6/16/19)
Strikeouts: 4, vs. Indiana State (2/28/18)
Stolen Bases: 3, vs. Presbyterian (2/21/18)

10 ★ Ethan Paul

Hits: 5, vs. Florida (3/22/19)
Runs: 3, 11x, last at Alabama (4/19/19)
RBI: 7, vs. UMass-Lowell (2/24/18)
Walks: 3, vs. Xavier (3/13/16)
HRs: 2, 2x, last vs. Evansville (4/17/18)
Strikeouts: 3, 10x, last vs. Auburn (4/25/19)
Stolen Bases: 2, 6x, last vs. Duke (6/9/19)

29 ★ Patrick Raby

Innings Pitched: 9.0, at Georgia (4/21/17)
Strikeouts: 11, 2x, last vs. Saint Mary's (3/12/17)
Hits Allowed: 9, 2x, last vs. Arkansas (4/14/19)
Walks Allowed: 6, vs. Florida (3/22/19)
Runs Allowed: 7, 2x, last at Auburn (5/5/18)

2 ★ Harrison Ray

Hits: 3, 3x, last vs. Duke (6/8/19)
Runs: 4, vs. Florida (3/22/19)
RBI: 4, vs. South Carolina (4/29/18)
Walks: 3, vs. Duke (6/7/19)
HRs: 1, 4x, last at Kentucky (5/18/19)
Strikeouts: 3, 6x, last vs. Louisville (6/21/19)
Stolen Bases: 2, 3x, last vs. Illinois St. (3/8/19)

80 ★ Kumar Rocker

Innings Pitched: 9.0, vs. Duke (6/8/19)
Strikeouts: 19, vs. Duke (6/8/19)
Hits Allowed: 10, vs. Tennessee (3/31/19)
Walks Allowed: 4, at Alabama (4/20/19)
Runs Allowed: 7, vs. Tennessee (3/31/19)

19 ★ Stephen Scott

Hits: 4, vs. Florida (3/22/19)
Runs: 4, at Clemson (6/3/18)
RBI: 5, 2x, last vs. Auburn (5/22/19)
Walks: 2, 21x, last at Kentucky (5/17/19)
HRs: 2, 3x, last at Kentucky (5/16/19)
Strikeouts: 3, 4x, last at Alabama (4/19/19)
Stolen Bases: 2, vs. Georgia (4/5/18)

27 ★ Ethan Smith

Innings Pitched: 3.2, vs. Dayton (3/2/19)
Strikeouts: 8, at South Carolina (5/3/19)
Hits Allowed: 3, 2x, last vs. Arkansas (4/13/19)
Walks Allowed: 3, 2x, last at Texas A&M (3/16/19)
Runs Allowed: 2, 4x, last vs. Arkansas (4/13/19)

8 ★ Isaiah Thomas

Hits: 4, vs. Tennessee Tech (4/30/19)
Runs: 3, vs. Tennessee Tech (4/30/19)
RBI: 5, vs. Tennessee Tech (4/30/19)
Walks: 1, vs. Auburn (4/27/19)
HRs: 2, vs. Tennessee Tech (4/30/19)
Strikeouts: 3, at Alabama (4/19/19)
Stolen Bases: None

THE LAST TIME VANDERBILT...

Won 5 or more consecutive games 5 games (June 8, 2019-present)
Won 7 or more consecutive games 12 games (May 12, 2019-June 2, 2019)
Won 10 or more consecutive games 12 games (May 12, 2019-June 2, 2019)
Won 13 or more consecutive games 13 games (April 16-May 10, 2019)
Won 14 or more consecutive games 14 games (April 20-May 16, 2013)
Won 15 or more consecutive games 19 games (Feb. 9-March 16, 2007)

Won 5 or more consecutive home games 6 games (April 16, 2019-May 10, 2019)
Won 8 or more consecutive home games 8 games (Feb. 18-28, 2018)
Won 10 or more consecutive home games 17 games (May 29, 2015-March 15, 2016)
Won 20 or more consecutive home games Never Happened

Won 5 or more consecutive road games 11 games (April 9, 2019-present)
Won 7 or more consecutive road games 11 games (April 9, 2019-present)
Won 10 or more consecutive road games 11 games (April 9, 2019-present)
Won 12 or more consecutive road games 13 games (April 20, 2013-March 18, 2014)

Won 5 or more consecutive conference games 10 games (April 19-May 10, 2019)
Won 6 or more consecutive conference games 10 games (April 19-May 10, 2019)
Won 9 or more consecutive conference games 10 games (April 19-May 10, 2019)
Won 11 or more consecutive conference games 11 games (April 20-May 16, 2013)

Won 5 or more consecutive conference home games 9 games (May 17, 2018-March 30, 2019)
Won 8 or more consecutive conference home games 9 games (May 17, 2018-March 30, 2019)
Won 9 or more consecutive conference home games 12 games (March 23-May 16, 2013)

Won 5 or more consecutive conference road games 9 games (April 19, 2019-present)
Won 7 or more consecutive conference road games 9 games (April 19, 2019-present)
Won 9 or more consecutive conference road games 9 games (April 19, 2019-present)

Won 5 or more consecutive midweek games 11 games (March 5, 2019-present)
Won 10 or more consecutive midweek games 11 games (March 5, 2019-present)
Won 12 or more consecutive midweek games 12 games (March 27, 2012-March 13, 2013)

Won 5 or more consecutive midweek home games 7 games (May 5, 2019-present)
Won 10 or more consecutive midweek home games 13 games (March 27, 2012-April 9, 2013)
Won 15 or more consecutive midweek home games 16 games (March 23, 2010-Feb. 22, 2012)

Lost 5 or more consecutive games 6 games (April 29-May 8, 2018)
Lost 7 or more consecutive games 7 games (March 28-April 6, 1997)
Lost 8 or more consecutive games 12 games (March 25-April 10, 1994)

Lost 4 or more consecutive home games 4 games (Feb. 24-29, 2012)
Lost 5 or more consecutive home games 6 games (April 30-May 22, 2005)
Lost 6 or more consecutive home games 6 games (April 30-May 22, 2005)
Lost 7 or more consecutive home games 9 games (1965-1966)

Lost 5 or more consecutive road games 6 games (March 30-April 20, 2018)
Lost 6 or more consecutive road games 6 games (March 30-April 20, 2018)
Lost 7 or more consecutive road games 8 games (Feb. 17-April 6, 2012)
Lost 8 or more consecutive road games 8 games (Feb. 17-April 6, 2012)
Lost 9 or more consecutive road games 9 games (March 25-April 26, 1994)
Los 10 or more consecutive road games 11 games (April 18, 1978-March 5, 1979)

Lost 5 or more consecutive conference games 6 games (May 10, 2009-March 20, 2010)
Lost 6 or more consecutive conference games 6 games (May 10, 2009-March 20, 2010)
Lost 7 or more consecutive conference games 7 games (May 10, 2008-March 15, 2009)
Lost 8 or more consecutive conference games 11 games (April 5-27, 2002)
Lost 9 or more consecutive conference games 11 games (April 5-27, 2002)
Lost 10 or more consecutive conference games 11 games (April 5-27, 2002)

Lost 5 or more consecutive conference home games 5 games (April 12-27, 2002)
Lost 6 or more consecutive conference home games 9 games (April 14-May 14, 2000)
Lost 7 or more consecutive conference home games 9 games (April 14-May 14, 2000)
Lost 8 or more consecutive conference home games 9 games (April 14-May 14, 2000)

Lost 5 or more consecutive conference road games 5 games (March 30-April 20, 2018)
Lost 6 or more consecutive conference road games 10 games (April 5-May 17, 2002)
Lost 7 or more consecutive conference road games 10 games (April 5-May 17, 2002)
Lost 8 or more consecutive conference road games 10 games (April 5-May 17, 2002)

Shutout an opponent vs. Duke, 3-0 (June 8, 2019)
Shutout an opponent on Opening Day vs. Santa Clara, 4-0 (Feb. 13, 2015)
Shutout an opponent at home vs. Florida, 5-0 (March 21, 2019)
Shutout an SEC opponent at home vs. Florida, 5-0 (March 21, 2019)
Shutout an opponent on the road at Alabama, 2-0 (April 21, 2019)
Shutout an SEC opponent on the road at Alabama, 2-0 (April 21, 2019)
Shutout an opponent on a neutral field vs. Duke, 3-0 @ Nashville Super Regional (June 8, 2019)
Shutout a midweek opponent at home vs. UT-Martin, 11-0 (April 4, 2017)
Shutout a midweek opponent on the road at Middle Tennessee, 1-0 (April 12, 2011)
Shutout back-to-back opponents vs. Belmont, 3-0 & vs. Florida, 5-0 (March 19-21, 2019)

Was shutout at Texas A&M, 7-0 (March 17, 2019)
Was shutout in back-to-back games Kentucky, 14-0 & 4-0 (April 23, 1976)

Was shutout on Opening Day vs. San Diego, 10-0 (Feb. 17, 2006)
Was shutout at home Kentucky, 3-0 (April 17, 2016)
Was shutout at home by an SEC opponent Kentucky, 3-0 (April 17, 2016)
Was shutout on the road at Texas A&M, 7-0 (March 17, 2019)
Was shutout on the road by an SEC opponent at Texas A&M, 7-0 (March 17, 2019)

Was shutout on a neutral field vs. Louisiana, 3-0, at Minute Maid Park (March 3, 2018)
Was shutout against a midweek opponent at home vs. Belmont, 1-0 (Feb. 26, 2003)
Was shutout against a midweek opponent on the road at North Florida, 2-0 (March 5, 1991)
Was shutout against a non-conference opponent on a neutral site vs. Louisiana, 3-0, at MMP (March 3, 2018)

Run-ruled an opponent vs. Auburn, 11-1, 8 inn. @ SEC Tournament (May 22, 2019)
Run-ruled an opponent at home vs. Evansville, 14-3, 5 inn. (April 17, 2002)

Was run-ruled vs. Texas A&M, 13-3, 7 inn. @ SEC Tournament (May 27, 2016)

Played in 14 or more innings 14 innings, vs. Illinois-Chicago (W, 6-5) (Feb. 27, 2016)
Played in 15 or more innings 16 innings, vs. Ole Miss (L, 6-5) (April 10, 2015)
Played in 16 or more innings 16 innings, vs. Ole Miss (L, 6-5) (April 10, 2015)
Played in 17 or more innings 17 innings, vs. Louisville (W, 11-10) (May 11, 2010)

Won both games of a doubleheader at South Carolina: 9-3, 6-2 (May 5, 2019)
Shutout opponent in both games of a doubleheader vs. Georgia: 3-0, 6-0 (April 27, 1976)
Lost both games of a doubleheader at Tennessee: 4-2 (11), 4-3 (April 25, 2010)

Swept a 3-game series at home vs. #25 Auburn (April 25-27, 2019)
Swept a 3-game series at home vs. non-conference opponent vs. Dayton (March 1-2, 2019)
Swept a 3-game series on the road at Kentucky (May 16-18, 2019)
Swept a 3-game SEC series at home vs. #25 Auburn (April 25-27, 2019)
Swept a 3-game SEC series on the road at Kentucky (May 16-18, 2019)
Swept a midweek series at home 2 games, vs. Presbyterian (Feb. 20-21, 2018)
Swept a midweek series on the road 2 games, at Ohio (May 17-18, 2005)
Swept a four-game series vs. Sewanee (1907)

Was swept in a 3-game series at home vs. Oregon (Feb. 24-26, 2012)
Was swept in a 3-game series at home vs. non-conference opponent vs. Oregon (Feb. 24-26, 2012)
Was swept in a 3-game series on the road at Auburn (May 4-6, 2018)
Was swept in a 3-game SEC series at home vs. Tennessee (May 14-16, 2009)
Was swept in a 3-game SEC series on the road at Auburn (May 4-6, 2018)

Swept 3 or more SEC series in a season 5, 2019 (vs. UF, at ALA, vs. AUB, at USC, at UK)
Swept 5 or more SEC series in a season 5, 2019 (vs. UF, at ALA, vs. AUB, at USC, at UK)
Swept 6 or more SEC series in a season 6, 2013 (at AUB, vs. UT, at OM, vs. MIZ, vs. MSU, vs. UK)
Was swept in 3 or more SEC series in a season 3, 2009 (vs. ALA, at USC, vs. UT)
Was swept in 4 or more SEC series in a season 4, 2002 (vs. UGA, at OM, at UF, at AUB)

Swept Alabama in a 3-game series at home April 9-11, 2011
Swept Alabama in a 3-game series on the road April 19-21, 2019
Was swept by Alabama in a 3-game series at home April 17-19, 2009
Was swept by Alabama in a 3-game series on the road April 22-23, 2006

Swept Arkansas in a 3-game series at home March 14-15, 2015
Swept Arkansas in a 3-game series on the road Never Happened
Was swept by Arkansas in a 3-game series at home April 1-3, 1994
Was swept by Arkansas in a 3-game series on the road April 8-10, 2005

Swept Auburn in a 3-game series at home April 27-29, 2019
Swept Auburn in a 3-game series on the road March 15-17, 2013
Was swept by Auburn in a 3-game series at home March 19-21, 1999
Was swept by Auburn in a 3-game series on the road May 4-6, 2018

Swept Florida in a 3-game series at home March 21-23, 2019
Swept Florida in a 3-game series on the road Never Happened
Was swept by Florida in a 3-game series at home May 20-22, 2005
Was swept by Florida in a 3-game series on the road March 30-April 1, 2018

Swept Georgia in a 3-game series at home April 29-May 1, 2016
Swept Georgia in a 3-game series on the road April 3-5, 2015
Was swept by Georgia in a 3-game series at home March 22-24, 2002
Was swept by Georgia in a 3-game series on the road May 2-4, 2003

Swept Kentucky in a 3-game series at home May 17-19, 2018
Swept Kentucky in a 3-game series on the road May 16-18, 2019
Was swept by Kentucky in a 3-game series at home May 12-14, 2000
Was swept by Kentucky in a 3-game series on the road April 9-10, 1988

Swept Missouri in a 3-game series at home April 24-26, 2015
Swept Missouri in a 3-game series on the road May 25-27, 2016
Was swept by Missouri in a 3-game series at home Never Happened
Was swept by Missouri in a 3-game series on the road Never Happened

Swept South Carolina in a 3-game series at home Never Happened
Swept South Carolina in a 3-game series on the road May 3-5, 2019
Was swept by South Carolina in a 3-game series at home April 12-14, 2002
Was swept by South Carolina in a 3-game series on the road May 1-3, 2009

Swept Tennessee in a 3-game series at home March 29-31, 2013
Swept Tennessee in a 3-game series on the road May 2-4, 2008
Was swept by Tennessee in a 3-game series at home May 14-16, 2009
Was swept by Tennessee in a 3-game series on the road May 5-7, 2000

Swept Texas A&M in a 3-game series at home Never Happened
Swept Texas A&M in a 3-game series on the road Never Happened
Was swept by Texas A&M in a 3-game series at home Never Happened
Was swept by Texas A&M in a 3-game series on the road Never Happened

THE LAST TIME VANDERBILT...

Defeated a Top 25 ranked team vs. #11 Louisville, 3-2 (June 21, 2019)
Defeated a Top 25 ranked team at home vs. #21 Missouri, 7-2 (May 12, 2019)
Defeated a Top 25 ranked team on the road at #6 Louisville, 6-2 (May 7, 2019)
Defeated a Top 25 ranked team at a neutral site vs. #11 Louisville, 3-2 (June 21, 2019)
Defeated a Top 25 ranked non-conference team vs. #11 Louisville, 3-2 (June 21, 2019)
Defeated a Top 25 ranked non-conference team at home vs. #23 Indiana State, 12-1 (June 2, 2019)
Defeated a Top 25 ranked non-conference team on the road at #6 Louisville, 6-2 (May 7, 2019)

Defeated a Top 20 ranked team vs. #11 Louisville, 3-2 (June 21, 2019)
Defeated a Top 20 ranked team at home vs. #12 Arkansas, 12-2 (April 13, 2019)
Defeated a Top 20 ranked team on the road at #6 Louisville, 6-2 (May 7, 2019)
Defeated a Top 20 ranked team at a neutral site vs. #11 Louisville, 3-2 (June 21, 2019)

Defeated a Top 15 ranked team vs. #11 Louisville, 3-2 (June 21, 2019)
Defeated a Top 15 ranked team at home vs. #12 Arkansas, 12-2 (April 13, 2019)
Defeated a Top 15 ranked team on the road at #6 Louisville, 6-2 (May 7, 2019)
Defeated a Top 15 ranked team at a neutral site vs. #11 Louisville, 3-2 (June 21, 2019)

Defeated a Top 10 ranked team vs. #3 Mississippi State, 6-3 (June 19, 2019)
Defeated a Top 10 ranked team at home vs. #5 Ole Miss, 8-7 (April 15, 2018)
Defeated a Top 10 ranked team on the road at #6 Louisville, 6-2 (May 7, 2019)
Defeated a Top 10 ranked team at a neutral site vs. #3 Mississippi State, 6-3 (June 19, 2019)

Defeated a Top 5 ranked team vs. #3 Mississippi State, 6-3 (June 19, 2019)
Defeated a Top 5 ranked team at home vs. #5 Ole Miss, 8-7 (April 15, 2018)
Defeated a Top 5 ranked team on the road at #4 Georgia, 3-2 -- 11 inn. (April 5, 2019)
Defeated a Top 5 ranked team at a neutral site vs. #3 Mississippi State, 6-3 (June 19, 2019)

Defeated a #1 ranked team vs. #1 Texas A&M, 6-5 (May 25, 2016)
Defeated a #1 ranked team at home vs. #1 Kentucky, 4-3 (April 28, 2012)
Defeated a #1 ranked team on the road at #1 Florida, 5-0 (May 14, 2016)
Defeated a #1 ranked team at a neutral site vs. #1 Texas A&M, 6-5 (May 25, 2016)

Won a series against a Top 25 ranked team vs. #21 Missouri: 5-2, 2-5, 7-2 (May 10-12, 2019)
Won a series against a Top 10 ranked team vs. #5 Ole Miss: 3-11, 8-7, 8-7 (April 13-15, 2018)
Won a series against a Top 25 ranked team at home vs. #21 Missouri: 5-2, 2-5, 7-2 (May 10-12, 2019)
Won a series against a Top 10 ranked team at home vs. #5 Ole Miss: 3-11, 8-7, 8-7 (April 13-15, 2018)
Won a series against a Top 25 ranked team on the road at #19 Miss. St.: 5-0, 10-1, 4-3 (March 16-18, 2018)
Won a series against a Top 10 ranked team on the road at #4 Florida: 0-1, 3-0, 16-2 (May 8-10, 2014)
Swept a series against a Top 25 ranked team vs. #25 Auburn: 12-6, 5-2, 9-5 (April 25-27, 2019)
Swept a series against a Top 10 ranked team 2 games, at #1 Arkansas, 9-0, 13-6 (April 10-11, 2009)
Have not swept a 3-game series in the Tim Corbin era
Played to a tie vs. Alabama, 3-3 - 8 inn. (May 20, 2017)

Hit back-to-back home runs T. Duvall (grand slam), J. Infante (solo) - 6th inn. vs. Indiana St. (June 2, 2019)
Hit back-to-back HR twice in a game Connor Kaiser (3R), Philip Clarke (solo) - 3rd inn;
Julian Infante (solo), Harrison Ray (solo) - 8th inn at Clemson (June 3, 2018)
Had multiple players hit 2-or-more home runs Stephen Scott (2), Philip Clarke (2), Connor Kaiser (3) at Clemson (June 3, 2018)
Hit 2 or more home runs in an inning 2, 1st inning, vs. Duke (June 9, 2019)
Hit 3 or more home runs in an inning 3, 3rd inning, vs. San Diego (Feb. 21, 2016)
Hit 5 or more home runs in a game 5, vs. Duke (June 9, 2019)
Hit 6 or more home runs in a game 9, vs. #8 Clemson @ NCAA Clemson Regional (June 3, 2018)
Hit 8 or more home runs in a game 9, vs. #8 Clemson @ NCAA Clemson Regional (June 3, 2018)
Hit multiple grand slams in a season 6 (P. Clarke, P. DeMarco, S. Scott, J. Infante, T. Duvall) (2019)
Hit 3 or more grand slams in a season 6 (P. Clarke, P. DeMarco, S. Scott, J. Infante, T. Duvall) (2019)
Hit 4 or more grand slams in a season 6 (P. Clarke, P. DeMarco, S. Scott, J. Infante, T. Duvall) (2019)

Homered in 3 or more consecutive innings 3, vs. Tennessee Tech, 3rd-4th-5th (April 30, 2019)
Homered in 4 or more consecutive innings 4, vs. Clemson, 5th-6th-7th-8th (June 3, 2018)
Homered in 5 or more consecutive games 6 games (May 12-22 2019)
Homered in 8 or more consecutive games 11 games (April 13-May 5, 2019)
Homered in 9 or more consecutive games 11 games (April 13-May 5, 2019)
Homered in 10 or more consecutive games 11 games (April 13-May 5, 2019)

Scored 10 or more runs in 3 consecutive games 3 games (March 22-26, 2019)
Scored 10 or more runs in 4 consecutive games 4 games (April 9-14, 2013)
Scored 10 or more runs in 5 or more consecutive games 6 games (April 22-May 1, 2011)
Scored 15 or more runs in a game 16, at Kentucky, 16-10 (May 16, 2019)
Scored 20 or more runs in a game 22, at South Carolina, 22-11 (May 3, 2019)
Scored 20 or more runs in consecutive games 21-10 vs. Tennessee Tech; 22-11 at S. Carolina (April 30; May 3, 2019)

Scored 10 or more runs in a loss 12-14, vs. Arkansas (April 14, 2019)
Scored 15 or more runs in a loss 15-16, 10 inn. - at LSU (May 7, 2010)
Scored 17 or more runs in a loss 17-22, vs. Michigan State (March 20, 1993)
Scored 20 or more runs in a loss Never Happened

Scored 10 or more unanswered runs 18, vs. Middle Tennessee (May 15, 2018)
Scored 15 or more unanswered runs 18, vs. Middle Tennessee (May 15, 2018)
Scored 20 or more unanswered runs 21, vs. Radford @ NCAA Nashville Regional (June 1, 2015)

Scored in 5 consecutive innings 5, (1st-5th inn.) vs. Duke (June 9, 2019)
Scored in 6 consecutive innings 6, (3rd-8th inn.) vs. Tennessee Tech (April 30, 2019)
Scored 5 or more runs in the first inning 6, vs. Tennessee Tech (April 30, 2019)
Scored 7 or more runs in the first inning 7, vs. #12 Arkansas (April 13, 2019)
Scored 9 or more runs in the first inning 9, vs. Samford (March 12, 2019)

Scored in the first inning in 4 or more consecutive games 4 games (Feb. 24-27, 2019)
Scored 7 or more runs in an inning 9 (6th inn.), at South Carolina (May 3, 2019)
Scored 10 or more runs in an inning 13 (3rd inn.) vs. Davidson (March 5, 2019)
Scored 14 or more runs in an inning 14 (3rd inn.) vs. Middle Tennessee (May 15, 2018)
Scored 4 or more runs in three diff. innings 7 (4th inn), 9 (6th inn) & 5 (7th inn) at S. Carolina (May 3, 2019)
Scored 4 or more runs in three diff. innings in consecutive games 6 (1st inn), 5 (3rd inn) & 4 (4th inn) vs. Tenn. Tech (April 30, 2019) and 7 (4th inn), 9 (6th inn) & 5 (7th inn) at S. Carolina (May 3, 2019)

Scored 10 or more runs in a road game 12, at Kentucky (May 17, 2019)
Scored 15 or more runs in a road game 16, at Kentucky (May 16, 2019)
Scored 20 or more runs in a road game 22, at South Carolina (May 3, 2019)
Scored 25 or more runs in a road game Never Happened

Allowed 10 or more runs in a loss 18, vs. Duke (June 7, 2019)
Allowed 10 or more runs in a win 10, vs. Ole Miss @ SEC Tourney (May 26, 2019)
Allowed 15 or more runs in a game 18, vs. Duke (June 7, 2019)
Allowed 20 or more runs in a game 20, vs. Florida (April 15, 2017)
Allowed 7 or more runs in an inning 10, 8th inn. vs. Duke (June 7, 2019)
Allowed 10 or more runs in an inning 13, 7th inn. vs. Xavier (June 4, 2016)
Allowed 5 or more runs in the first inning 6, vs. Ole Miss @ SEC Tourney (May 26, 2019)

Overcame a deficit of 4 or more runs in a win 8, vs. Ole Miss @ SEC Tourney (May 26, 2019)
Overcame a deficit of 5 or more runs in a win 8, vs. Ole Miss @ SEC Tourney (May 26, 2019)
Overcame a deficit of 6 or more runs in a win 8, vs. Ole Miss @ SEC Tourney (May 26, 2019)
Overcame a deficit of 7 or more runs in a win 8, vs. Ole Miss @ SEC Tourney (May 26, 2019)
Overcame a deficit of 8 or more runs in a win 8, vs. Ole Miss @ SEC Tourney (May 26, 2019)
Overcame a deficit of 9 or more runs in a win 10, vs. Illinois State (March 1, 2015)

Squandered a lead of 4 or more runs in a loss 4, vs. #12 Arkansas (April 14, 2019)
Squandered a lead of 5 or more runs in a loss 5, at #19 Texas A&M (March 16, 2019)
Squandered a lead of 6 or more runs in a loss 7, vs. South Carolina (April 27, 2018)
Squandered a lead of 7 or more runs in a loss 7, vs. South Carolina (April 27, 2018)

Had 15 or more hits in a game 17, vs. Ole Miss @ SEC Tourney (May 26, 2019)
Had 15 or more hits in a win 17, vs. Ole Miss @ SEC Tourney (May 26, 2019)
Had 18 or more hits in a game 19, at Kentucky (May 16, 2019)
Had 18 or more hits in a win 19, at Kentucky (May 16, 2019)
Had 20 or more hits in a win 21, vs. Tennessee Tech (April 30, 2019)
Had 30 or more hits in a game 30, vs. Alabama (April 17, 1988)
Had 50 or more hits in an SEC series 54, vs. Missouri (April 12-14, 2013)
Had 15 or more hits in a loss 17, vs. Florida (April 15, 2017)

Had 10 or more total bases in a game Stephen Scott (10) at Kentucky (May 16, 2019)
Had 11 or more total bases in a game Connor Kaiser (14) at Clemson (June 3, 2018)

Had at least 15 hits in back-to-back games 15, 21, 15 vs. Auburn, Tenn. Tech and at South Carolina (April 27-May 3, 2019)
Had at least 10 hits in 5 or more consecutive games 5 games (April 25-May 3, 2019)
Had at least 10 hits in 6 or more consecutive games 6 games (Feb. 20-March 1, 2019)
Had at least 10 hits in 7 or more consecutive games 7 games (Feb. 18-27, 2018)
Had at least 10 hits in 8 or more consecutive games 8 games (Feb. 27-March 12, 2010)

Had 5 or more doubles in a game 5, vs. Indiana State (June 1, 2019)
Had 6 or more doubles in a game 6, vs. Davidson (March 5, 2019)
Had 7 or more doubles in a game 8, at Clemson (June 3, 2017)
Allowed 5 or more doubles in a game 6, vs. Arkansas (April 14, 2019)
Allowed 6 or more doubles in a game 6, vs. Arkansas (April 14, 2019)

Had 2 or more triples in a game 2, vs. ETSU (March 6, 2019)
Had 3 or more triples in a game 4, vs. Radford (May 31, 2015)
Had 4 or more triples in a game 4, vs. Radford (May 31, 2015)
Allowed 2 or more triples in a game 2, vs. Duke (June 7, 2019)
Allowed 3 or more triples in a game 3, vs. Texas A&M (April 11, 2014)

THE LAST TIME VANDERBILT...

Allowed 3 or more home runs in a game _____ 3, by Kentucky (May 19, 2018)
Allowed 4 or more home runs in a game _____ 4, vs. Sam Houston State @ Minute Maid Park (March 2, 2018)
Allowed 5 or more home runs in a game _____ 5, at Auburn (March 27, 2009)

Did not draw a walk in a game _____ vs. #12 Arkansas (April 12, 2019)
Walked 10 or more times in a game _____ 11, at South Carolina (May 3, 2019)
Walked 15 or more times in a game _____ 17, vs. Davidson (March 5, 2019)
Walked 18 or more times in a game _____ 19, vs. Middle Tennessee (May 15, 2018)
Allowed 0 walks in a game _____ at Kentucky (May 17, 2019)
Allowed 0 walks in back-to-back games _____ at San Diego, DH (Feb. 20, 2011)
Allowed 10 or more walks in a game _____ 10, vs. Tennessee Tech (April 30, 2019)
Allowed 12 or more walks in a game _____ 12, vs. Austin Peay (Feb. 27, 2019)
Allowed 10-plus walks in back-to-back games _____ 12, vs. Illinois State; 12, vs. Evansville (March 1-3, 2015)

Did not strikeout in a game _____ vs. Tennessee-Martin (Feb. 23, 2005)
Struck out 12 or more times in a game _____ 14, at Alabama (April 20, 2019)
Struck out 15 or more times in a game _____ 16, vs. Mississippi St. @ Nashville Super Regional (June 10, 2018)
Struck out 15 or more batters in a game _____ 16 vs. Duke (June 9, 2019)
Struck out 18 or more batters in a game _____ 19 vs. Duke (June 8, 2019)
Struck out 20 or more opposing batters in a game _____ 22, vs. Ole Miss (April 10, 2015)
Struck out 10 or more opposing batters in 5 consecutive games _____ 13 games (Feb. 20-March 10, 2019)
Struck out 10 or more opposing batters in 8 consecutive games _____ 13 games (Feb. 20, 2019-March 10, 2019)

Pitching staff held opponent scoreless for 10 consecutive inn. in a game _____ 11 inn. at Missouri (March 26, 2016)

Had 5 or more hit batters in a game _____ 5, by Arkansas (March 14, 2015)
Had 6 or more hit batters in a game _____ 6, by Rhode Island (March 4, 2012)

Had 5 or more stolen bases in a game _____ 5, vs. South Carolina (April 29, 2018)
Had 6 or more stolen bases in a game _____ 6, vs. LSU (March 23, 2018)
Had 7 or more stolen bases in a game _____ 7, vs. UMass-Lowell (Feb. 25, 2018)
Had 8 or more stolen bases in a game _____ 8, vs. UNC-Wilmington (June 1, 2012)

Left 13 or more runners on base _____ 15, vs. #14 Florida (March 22, 2019)
Left 14 or more runners on base _____ 15, vs. #14 Florida (March 22, 2019)
Left 15 or more runners on base _____ 15, vs. #14 Florida (March 22, 2019)
Left 16 or more runners on base _____ 17, vs. Mississippi State @ Nashville Super Regional (June 10, 2018)

Committed 4 or more errors in a game _____ 4, at Texas A&M (March 17, 2019)
Committed 5 or more errors in a game _____ 6, at Middle Tennessee (March 22, 2016)
Committed 6 or more errors in a game _____ 6, at Middle Tennessee (March 22, 2016)

Combined for a no-hitter _____ at Western Kentucky (J. Lewis, N. Pilkington, J. Scott, M. Buschmann), May 6, 2003
Combined for a perfect game _____ at Western Kentucky (J. Lewis, N. Pilkington, J. Scott, M. Buschmann), May 6, 2003
Combined on a one-hitter _____ vs. Quinnipiac (T. Ferguson, R. Johnson, M. Ruppenthal, B. Bowden), March 11, 2015
Combined on a two-hitter _____ vs. UT Martin (C. Day, J. Gillis, C. Snider, R. Hayes), April 4, 2017
Combined on a three-hitter _____ at Alabama (P. Raby, H. Fisher, T. Brown), April 21, 2019
Was no-hit _____ at Texas A&M (Kyle Simonds, 9.0), May 7, 2016

Started six true freshmen _____ at Auburn (Austin Martin - LF, Philip Clarke - DH, Pat DeMarco - RF, Jayson Gonzalez - SS, Garrett Blaylock - 3B, Mason Hickman - SP), May 6, 2018

HITTING:
Hit an inside-the-park home run _____ Will Toffey vs. Belmont (March 22, 2017)
Hit a pinch-hit home run _____ Walker Grisanti at #4 Georgia (April 5, 2019)
Hit a grand slam _____ Ty Duvall vs. Indiana State (June 2, 2019)
Hit a grand slam on the road _____ Julian Infante at South Carolina (May 3, 2019)

Hit a walk-off home run _____ JJ Bleday vs. Mississippi State (June 9, 2018)
Had a walk-off base hit _____ Philip Clarke vs. Ole Miss @ SEC Tourney (May 26, 2019)

Hit 2 or more home runs in a game _____ Stephen Scott (2) vs. Mississippi State (June 19, 2019)
Hit 2 or more home runs in an SEC game _____ Stephen Scott (2) at Kentucky (May 16, 2019)
Hit 3 or more home runs in a game _____ Connor Kaiser (3) at Clemson (June 3, 2018)
Hit 2 or more home runs consecutive games _____ Austin Martin (2) vs. Duke + Louisville (June 9-16, 2019)

Homered in consecutive at-bats _____ Austin Martin, 1st inn., 2nd inn. vs. Duke (June 9, 2019)
Homered in consecutive at-bats in an SEC game _____ S. Scott, 1st inn., 3rd inn. at Kentucky (May 16, 2019)

Hit for the cycle _____ Clinton Johnston vs. Kentucky (April 28, 1996)
Hit for the cycle in an SEC game _____ Clinton Johnston vs. Kentucky (April 28, 1996)

Had a 20-game hit streak _____ JJ Bleday and Austin Martin, 20 (May 17, 2018-March 1, 2019)
Had a 25-game hit streak _____ Xavier Turner, 27 (March 4-April 22, 2014)
Had a 45-game on-base streak _____ JJ Bleday, 47 (March 19, 2019-present)

Had 2 hits in an inning _____ Ethan Paul (1B, 2B) vs. Davidson (March 5, 2019)
Had 5 or more hits in a game _____ Ethan Paul (5) vs. #14 Florida (March 22, 2019)

Had 5 or more RBIs in a game _____ Julian Infante (6) at South Carolina (May 3, 2019)
Had 6 or more RBIs in a game _____ Julian Infante (6) at South Carolina (May 3, 2019)
Had 7 or more RBIs in a game _____ Pat DeMarco (7) vs. Davidson (March 5, 2019)
Had 10 or more RBIs in a game _____ Connor Kaiser (10) at Clemson (June 3, 2018)

Stole home _____ Ethan Paul vs. Auburn (May 19, 2016)
Had a triple steal _____ Ethan Paul (home), Jeren Kendall (3rd), Bryan Reynolds (2nd) vs. Auburn (May 19, 2016)
Had 3 or more stolen bases in a game _____ Austin Martin (3) vs. Presbyterian (Feb. 21, 2018)

PITCHING:
Threw a 9-inning no-hitter _____ Kumar Rocker vs. Duke @ Nashville Super Regional (June 8, 2019)
_____ Doug Wessel vs. Belmont (April 19, 1971)

Struck out 10 or more batters in a game _____ Kumar Rocker, 19, vs. Duke (June 8, 2019)
Struck out 10 or more batters in an SEC game _____ Kumar Rocker, 10, vs. #25 Auburn (April 26, 2019)
Struck out 11 or more batters in a game _____ Kumar Rocker, 19, vs. Duke (June 8, 2019)
True freshman struck out 10 or more batters in a game _____ Kumar Rocker, 19, vs. Duke (June 8, 2019)
Struck out 15 or more batters in a game _____ Kumar Rocker, 19, vs. Duke (June 8, 2019)
Struck out 10 or more batters in consecutive games _____ Kyle Wright, 11 and Drake Fellows, 10 vs. Alabama (May 19-20, 2017)

Struck out 15 or more batters in a game _____ Kumar Rocker, 19, vs. Duke (June 8, 2019)
Struck out 7 or more batters in career debut _____ 8, Austin Becker vs. Davidson (March 5, 2019)

Pitched a 7-inning, complete game _____ Mason Hickman vs. LSU (March 25, 2018)
Pitched 9 or more innings _____ 9.0, Kumar Rocker vs. Duke (June 8, 2019)
Pitched 9 or more scoreless innings _____ 9.0, Kumar Rocker vs. Duke (June 8, 2019)
Pitched a 9-inning, complete game _____ 9.0, Kumar Rocker vs. Duke (June 8, 2019)
Pitched a 9-inning, complete-game shutout _____ 9.0, Kumar Rocker vs. Duke (June 8, 2019)
Picked up 10 or more saves in a season _____ 16, Tyler Brown (2019)
Picked up 15 or more saves in a season _____ 16, Tyler Brown (2019)
Picked up win and save on same day _____ Jackson Gillis vs. Ole Miss, Win - Game 1, Save - Game 2 (April 15, 2018)
Picked up the save (true freshman) _____ Austin Becker vs. Davidson (March 5, 2019)

NCAA TOURNAMENT HISTORY

★ 2014 National Champions ★ 2015 National Runner-Up ★
18 Appearances ★ 9 Super Regionals ★ 4 College World Series ★ 66-39 Overall Record

2019

Nashville, Tenn.

May 31 Vanderbilt 8, Ohio State 2
June 1 Vanderbilt 8, Indiana State 5
June 2 Vanderbilt 12, Indiana State 1

Super Regional - Nashville, Tenn.

June 7 Duke 18, Vanderbilt 5
June 8 Vanderbilt 3, Duke 0
June 9 Vanderbilt 13, Duke 2

College World Series

June 16 Vanderbilt 3, Louisville 1
June 19 Vanderbilt 6, Mississippi St. 3
June 21 Vanderbilt 3, Louisville 2

2018

Clemson, S.C.

June 1 Vanderbilt 2, St. John's 0
June 2 Vanderbilt 4, Clemson 3
June 3 Vanderbilt 19, Clemson 6

Super Regional - Nashville, Tenn.

June 8 Mississippi St. 10, Vanderbilt 8
June 9 Vanderbilt 4, Mississippi St. 3
June 10 Mississippi St. 10, Vanderbilt 6 (11)

2017

Clemson, S.C.

June 2 Vanderbilt 13, St. John's 4
June 3 Vanderbilt 9, Clemson 4
June 4 Clemson 6, Vanderbilt 0

Super Regional - Corvallis, Ore.

June 9 Oregon State 8, Vanderbilt 4
June 10 Oregon State 9, Vanderbilt 2

2016

Nashville, Tenn.

June 4 Xavier 15, Vanderbilt 1
June 4 Washington 9, Vanderbilt 8

2015 - National Runner-up

Nashville, Tenn.

May 29 Vanderbilt 9, Lipscomb 1
May 30 Vanderbilt 6, Indiana 4
June 1 Vanderbilt 21, Radford 0

Super Regional - Champaign, Ill.

June 6 Vanderbilt 13, Illinois 0
June 8 Vanderbilt 4, Illinois 2

College World Series

June 15 Vanderbilt 4, Cal State Fullerton 3
June 16 Vanderbilt 1, TCU 0
June 19 Vanderbilt 7, TCU 1
June 22 Vanderbilt 5, Virginia 1
June 23 Virginia 3, Vanderbilt 0
June 24 Virginia 4, Vanderbilt 2

2014 - National Champions

Nashville, Tenn.

May 30 Vanderbilt 11, Xavier 0
May 31 Vanderbilt 7, Oregon 2
June 1 Vanderbilt 3, Oregon 2

Super Regional - Nashville, Tenn.

June 6 Vanderbilt 11, Stanford 6
June 7 Stanford 5, Vanderbilt 4
June 8 Vanderbilt 12, Stanford 5

College World Series

June 14 Vanderbilt 5, Louisville 3
June 16 Vanderbilt 6, UC Irvine 4
June 20 Texas 4, Vanderbilt 0
June 21 Vanderbilt 4, Texas 3 (10)
June 23 Vanderbilt 9, Virginia 8
June 24 Virginia 7, Vanderbilt 2
June 25 Vanderbilt 3, Virginia 2

2013

Nashville, Tenn.

May 31 Vanderbilt 9, ETSU 1
June 1 Vanderbilt 10, Illinois 4
June 2 Georgia Tech 5, Vanderbilt 0
June 3 Vanderbilt 7, Georgia Tech 1
Super Regional - Nashville, Tenn.
June 8 Louisville 5, Vanderbilt 3
June 9 Louisville 2, Vanderbilt 1

2012

Raleigh, N.C.

June 1 Vanderbilt 8, UNC-Wilmington 2
June 2 Vanderbilt 9, NC State 8
June 3 NC State 6, Vanderbilt 5
June 4 NC State 9, Vanderbilt 7

2011 - College World Series

Nashville, Tenn.

June 3 Vanderbilt 10, Belmont 0
June 4 Vanderbilt 10, Troy 2
June 5 Vanderbilt 6, Belmont 1

Super Regional - Nashville, Tenn.

June 10 Vanderbilt 11, Oregon State 1
June 11 Vanderbilt 9, Oregon State 3

College World Series

June 18 Vanderbilt 7, North Carolina 3
June 20 Florida 3, Vanderbilt 1
June 22 Vanderbilt 5, North Carolina 1
June 24 Florida 6, Vanderbilt 4

2010

Louisville, Ky.

June 4 Vanderbilt 8, Illinois State 7 (13)
June 5 Louisville 7, Vanderbilt 1
June 6 Vanderbilt 10, Illinois State 4
June 6 Vanderbilt 7, Louisville 0
June 7 Vanderbilt 3, Louisville 2 (10)

Super Regional - Tallahassee, Fla.

June 11 Florida State 9, Vanderbilt 8
June 12 Vanderbilt 6, Florida State 2
June 13 Florida State 7, Vanderbilt 6

2009

Louisville, Ky.

May 29 Middle Tenn. 5, Vanderbilt 4
May 30 Vanderbilt 10, Indiana 0
May 31 Vanderbilt 6, Middle Tenn. 0
May 31 Vanderbilt 8, Louisville 4
June 1 Louisville 5, Vanderbilt 3

2008

Tempe, Ariz.

May 30 Oklahoma 8, Vanderbilt 5
May 31 Vanderbilt 9, Stony Brook 4
June 1 Oklahoma 11, Vanderbilt 10

2007

Nashville, Tenn.

June 1 Vanderbilt 2, Austin Peay 1 (11)
June 2 Michigan 4, Vanderbilt 3
June 3 Vanderbilt 11, Austin Peay 5
June 3 Vanderbilt 10, Michigan 7
June 4 Michigan 4, Vanderbilt 3 (10)

2006

Atlanta, Ga.

June 2 Vanderbilt 5, Michigan
June 3 Georgia Tech 7, Vanderbilt 3
June 4 Vanderbilt 5, Michigan 4
June 4 Georgia Tech 8, Vanderbilt 4

2004

Charlottesville, Va.

June 4 Vanderbilt 7, George Mason 3
June 5 Vanderbilt 11, Princeton 1
June 6 Vanderbilt 7, Virginia 3

Super Regional - Austin, Texas

June 11 Texas 15, Vanderbilt 3
June 12 Texas 10, Vanderbilt 2

1980

Tallahassee, Fla.

May 22 W. Kentucky 15, Vanderbilt 4
May 23 New Orleans 8, Vanderbilt 2
(game completed on May 24 due to rain)

1974

Starkville, Miss.

May 23 Vanderbilt 2, East Carolina 1
May 24 Miami 7, Vanderbilt 1
May 25 Ga. Southern 5, Vanderbilt 3

1973

Starkville, Miss.

May 24 Vanderbilt 6, Ga. Southern 2
May 26 Vanderbilt 4, North Carolina St. 2
May 26 Ga. Southern 5, Vanderbilt 2
May 28 Miami 6, Vanderbilt 5

Individual Records

Hitting and Base Running

Category	Record	vs Opponent
At-Bats	7	4x, last Connor Kaiser at Clemson (6/3/18)
Runs	4	2x, last Stephen Scott at Clemson (6/3/18)
Hits	5	2x, last Connor Kaiser at Clemson (6/3/18)
RBI	10	Connor Kaiser at Clemson (6/3/18)
Doubles	3	2x, last Julian Infante vs. Indiana State (6/1/19)
		Ethan Paul vs. Washington (6/2/16)
Triples	1	Several Players
Home Runs	3	2x, last Connor Kaiser at Clemson (6/3/18)
		Aaron Westlake vs. Oregon State (6/11/11)
Total Bases	14	Connor Kaiser at Clemson (6/3/18)
Walks	3	13x, last Harrison Ray vs. Duke (6/7/19)
Strikeouts	4	2x, last Will Toffey vs. Indiana (5/30/15)
Sac Hits	2	2x, last Jack Lupo vs. Georgia Tech (6/3/13)
Sac Flies	2	Anthony Gomez vs. Troy (6/4/11)
Stolen Bases	2	10x, last Ethan Paul vs. Duke (6/9/19)
Stolen Bases Atts.	4	Ethan Paul vs. Clemson (6/5/17)
Hit-by-Pitch	2	5x, last R. Wiseman, J. Kendall vs. Radford (5/31/15)

Pitching

Category	Record	vs Opponent
Innings Pitched	9.0	10, last Kumar Rocker vs. Duke (6/8/19)
		Drake Fellows vs. Ohio State (5/31/19)
		Walker Buehler vs. Oregon (6/1/14)
		Richie Goodenow vs. Louisville (6/6/10)
		Caleb Cotham vs. Middle Tennessee (5/31/09)
		David Price vs. Austin Peay (6/1/07)
		Matt Buschmann vs. Michigan (6/2/06)
		Ryan Mullins vs. Princeton (6/5/04)
		Jeff Peeples vs. Georgia Southern (5/24/73)
		Jeff Peeples vs. Miami (Fla.) (5/28/73)
Most Hits	13	David Nenad vs. Western Kentucky (5/22/80)
Runs	9	David Nenad vs. Western Kentucky (5/22/80)
Earned Runs	9	David Nenad vs. Western Kentucky (5/22/80)
Walks	6	3x, last Carson Fulmer vs. Texas (6/21/14)
Strikeouts	19	Kumar Rocker vs. Duke (6/8/19)
Wild Pitches	3	Carson Fulmer vs. Cal State Fullerton (6/12/15)
Low Hit CG	0	Kumar Rocker vs. Duke (6/8/19)

Fielding

Category	Record	vs Opponent
Putouts	21	Shea Robin vs. Austin Peay (6/1/07)
Assists	8	Dansby Swanson vs. Virginia (6/24/15)
Errors	3	Ted Shipley vs. Miami (Fla.) (5/24/74)
Passed Balls	2	Spencer Navin vs. Louisville (6/8/13)

Team Records

Hitting and Base Running

Category	Record	vs Opponent
At-Bats	49	Illinois State (6/4/10)
Runs	21	Radford (5/31/15)
Hits	20	2x, last Clemson (6/3/18)
RBI	20	Radford (5/31/15)
Doubles	8	Clemson (6/3/17)
Triples	4	Radford (5/31/15)
Home Runs	9	Clemson (6/3/18)
Total Bases	48	Clemson (6/3/18)
Sac Hits	4	2x, last St. John's (6/2/17)
Sac Flies	2	8x, last St. John's (6/2/17)
Stolen Bases	8	UNC-Wilmington (6/1/12)
SB Attempts	9	UNC-Wilmington (6/1/12)
Walks	11	Clemson (6/3/18)
Hit-by-Pitch	7	Radford (5/31/15)
Strikeouts	16	Mississippi State (6/10/18)
Left on Base	17	3x, last Mississippi State (6/10/18)

Pitching

Category	Record	vs Opponent
Innings Pitched	13.0	2x, last Illinois State (6/4/10)
Most Hits	16	Texas (6/11/04)
Fewest Hits	0	Duke (6/8/19)
Fewest Runs	0	10x, last Duke (6/8/19)
Walks	12	New Orleans (5/23/80)
Fewest Walks	0	2x, last Stanford (6/7/14)
Strikeouts	22	Austin Peay (6/1/07)
Wild Pitches	4	Duke (6/7/19)

Fielding

Category	Record	vs Opponent
Assists	20	Virginia (6/24/15)
Errors	6	Miami (Fla.) (5/24/74)

Miscellaneous

Category	Record	vs Opponent
Margin of Victory	21	Radford - 21-0 (5/31/15)

COLLEGE WORLD SERIES HISTORY

4 College World Series ★ 14-6 Record

2019

College World Series

June 16 Vanderbilt 3, Louisville 1
June 19 Vanderbilt 6, Mississippi St. 3
June 21 Vanderbilt 3, Louisville 2

2015 - National Runner-up

College World Series

June 15 Vanderbilt 4, Cal State Fullerton 3
June 16 Vanderbilt 1, TCU 0
June 19 Vanderbilt 7, TCU 1
June 22 Vanderbilt 5, Virginia 1
June 23 Virginia 3, Vanderbilt 0
June 24 Virginia 4, Vanderbilt 2

2014 - National Champions

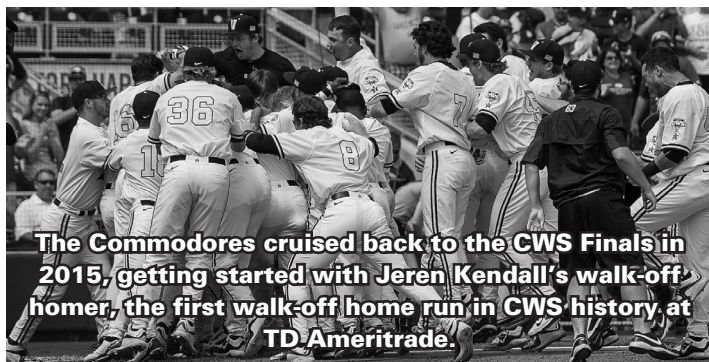
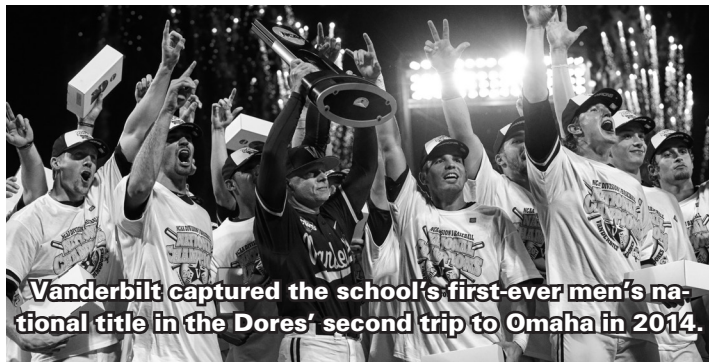
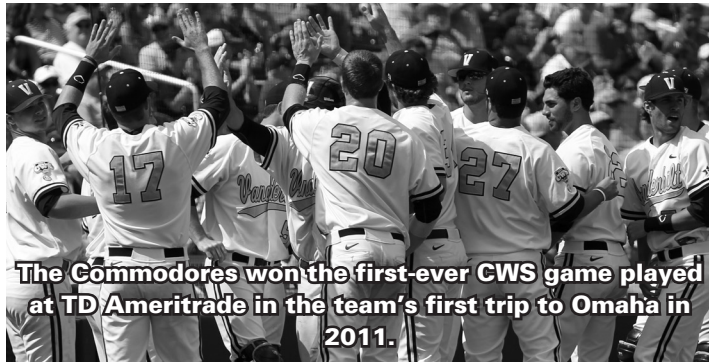
College World Series

June 14 Vanderbilt 5, Louisville 3
June 16 Vanderbilt 6, UC Irvine 4
June 20 Texas 4, Vanderbilt 0
June 21 Vanderbilt 4, Texas 3 (10)
June 23 Vanderbilt 9, Virginia 8
June 24 Virginia 7, Vanderbilt 2
June 25 Vanderbilt 3, Virginia 2

2011

College World Series

June 18 Vanderbilt 7, North Carolina 3
June 20 Florida 3, Vanderbilt 1
June 22 Vanderbilt 5, North Carolina 1
June 24 Florida 6, Vanderbilt 4



Individual Records

Hitting and Base Running

Category	Record	vs Opponent
At-Bats.....	5 ... 19x, last Stephen Scott vs. Mississippi St. (6/19/19)	
Runs.....	2 8x, last Stephen Scott vs. Mississippi St. (6/19/19)	
Hits	3 5x, last JJ Bleday vs. Mississippi St. (6/19/19)	
RBI	4 Stephen Scott vs. Mississippi St. (6/19/19)	
Doubles	2 3x, last Zander Wiel vs. Cal St. Fullerton (6/12/15)	
Triples.....	1 4x, last Bryan Reynolds vs. TCU (6/19/15)	
Home Runs	2 2x, last Stephen Scott vs. Mississippi St. (6/19/19)	
Total Bases.....	8 2x, last Stephen Scott vs. Mississippi St. (6/19/19)	
Walks	3 3x, last K. Ellison, V. Conde vs. Louisville (6/14/14)	
Strikeouts	3 10x, last Harrison Ray vs. Louisville (6/21/19)	
Sac Hits	1 ... 11x, last T. Campbell, J. Kendall vs. Virginia (6/23/15)	
Sac Flies	1 6x, last Jason Delay vs. TCU (6/19/15)	
Stolen Bases	2 3x, last Vince Conde vs. Texas (6/21/15)	
Stolen Bases Atts.....	2 3x, last Vince Conde vs. Texas (6/21/15)	
Hit-by-Pitch.....	1 13x, last Pat DeMarco vs. Mississippi St. (6/19/19)	

Pitching

Category	Record	vs Opponent
Innings Pitched.....	7.2	Carson Fulmer vs. Virginia (6/22/15)
Most Hits.....	12	Sonny Gray vs. Florida (6/24/11)
Runs.....	6 Twice, last Tyler Beede vs. Virginia (6/24/14)	
Earned Runs	6 Twice, last Tyler Beede vs. Virginia (6/24/14)	
Walks	6 Carson Fulmer vs. Texas (6/21/14)	
Strikeouts	9 Grayson Garvin vs. Florida (6/20/11)	
Wild Pitches	3 Carson Fulmer vs. Cal State Fullerton (6/12/15)	

Fielding

Category	Record	vs Opponent
Putouts	14	Zander Wiel vs. Virginia (6/24/14)
Assists.....	8 Dansby Swanson vs. Virginia (6/24/15)	
Errors	1 12x, last Ty Duvall vs. Louisville (6/21/19)	
Passed Balls	1 Curt Casali vs. North Carolina (6/18/11)	

Team Records

Hitting and Base Running

Category	Record	vs Opponent
At-Bats	40	Texas (6/21/14)
Runs.....	9 Virginia (6/23/14)	
Hits	11 3x, last TCU (6/19/15)	
RBI	9 Virginia (6/23/14)	
Doubles	5 Cal State Fullerton (6/12/15)	
Triples.....	1 4x, last TCU (6/19/15)	
Home Runs	2 Louisville (6/16/19)	
Total Bases.....	16 3x, last TCU (6/19/15)	
Sac Hits	3 TCU (6/16/15)	
Sac Flies	2 North Carolina (6/18/11)	
Stolen Bases	5* UC Irvine (6/16/14)	
SB Attempts	5 UC Irvine (6/16/14)	
Walks	9 Louisville (6/14/14)	
Hit-by-Pitch.....	2 3x, last TCU (6/19/15)	
Strikeouts	14 TCU (6/16/15)	
Left on Base	13 UC Irvine (6/16/14)	
*CWS record		

Pitching

Category	Record	vs Opponent
Innings Pitched.....	10.0	Texas (6/21/14)
Most Hits.....	15 Virginia (6/23/14)	
Fewest Hits	3 UC Irvine (6/16/14)	
Fewest Runs	0 TCU (6/16/15)	
Walks	7 Twice, last Texas (6/21/14)	
Fewest Walks.....	1 3x, last Virginia (6/23/15)	
Strikeouts	12 North Carolina (6/18/11)	
Wild Pitches	3 Cal State Fullerton (6/12/15)	

Fielding

Category	Record	vs Opponent
Assists.....	20 Virginia (6/24/15)	
Errors	2 3x, last Virginia (6/24/14)	

Miscellaneous

Category	Record	vs Opponent
Margin of Victory	6 TCU - 7-1 (6/19/15)	



The Automated ScoreBook **Overall Statistics for Vanderbilt (as of Jun 21, 2019)** **(All games Sorted by Batting avg)**



Record: 57-11 Home: 28-5 Away: 13-4 Neutral: 16-2 SEC: 23-7

Player	avg	gp-gs	ab	r	h	2b	3b	hr	rbi	tb	slg%	bb	hp	so	gdp	ob%	sf	sh	sb-att	po	a	e	fld%
16 Austin Martin	.406	62-62	256	86	104	19	4	10	45	161	.629	38	12	31	5	.498	3	0	18-23	54	87	9	.940
51 JJ Bleday	.354	68-68	263	79	93	14	1	26	70	187	.711	58	5	55	4	.470	6	1	1-2	102	2	2	.981
19 Stephen Scott	.331	66-66	242	67	80	20	1	14	59	144	.595	45	9	66	2	.450	2	0	5-6	182	14	3	.985
10 Ethan Paul	.316	68-68	275	54	87	23	1	9	72	139	.505	30	6	61	3	.387	7	0	11-13	70	165	8	.967
5 Philip Clarke	.301	67-67	266	46	80	13	4	8	68	125	.470	30	7	41	5	.382	3	0	3-5	395	63	4	.991
18 Pat DeMarco	.294	50-50	194	45	57	18	3	6	48	99	.510	23	4	59	4	.375	3	0	6-9	103	0	0	1.000
20 Ty Duvall	.285	60-32	179	34	51	11	0	5	41	77	.430	40	6	43	1	.427	2	0	0-1	249	23	1	.996
2 Harrison Ray	.275	63-61	222	48	61	18	2	2	36	89	.401	30	4	72	2	.361	7	6	21-24	91	115	7	.967
22 Julian Infante	.238	56-54	189	34	45	9	0	12	39	90	.476	26	2	66	6	.333	2	2	3-4	440	21	3	.994

6 Tate Kolwyck	.667	4-0	3	1	2	2	0	0	1	4	1.333	1	0	0	0	.750	0	0	0-0	1	2	0	1.000
8 Isaiah Thomas	.368	21-6	38	9	14	3	0	3	10	26	.684	1	2	12	0	.405	1	0	1-1	25	0	0	1.000
99 Jayson Gonzalez	.357	25-13	56	14	20	2	0	1	10	25	.446	11	1	21	1	.471	0	0	2-2	8	21	5	.853
17 Walker Grisanti	.333	19-1	21	5	7	2	1	1	6	14	.667	5	0	9	0	.462	0	1	0-0	5	0	0	1.000
3 Cooper Davis	.331	35-31	121	26	40	7	2	0	19	51	.421	23	1	19	4	.441	0	5	6-7	53	1	0	1.000
12 Dominic Keegan	.227	15-0	22	3	5	1	0	0	1	6	.273	2	1	6	0	.320	0	0	0-0	12	3	0	1.000
13 Kianbu Fentress	.125	21-2	8	5	1	0	0	0	0	1	.125	3	1	3	0	.417	0	3	2-2	5	0	1	.833
42 Justyn-Henry Malloy	.067	14-0	15	3	1	0	0	0	2	1	.067	6	1	4	1	.364	0	0	0-0	6	0	0	1.000
11 Matt Hogan	.000	4-0	4	1	0	0	0	0	0	0	.000	1	0	2	0	.200	0	0	0-0	0	0	0	.000
36 John Malcom	.000	2-0	3	0	0	0	0	0	1	0	.000	0	0	2	0	.000	0	0	0-0	0	0	0	.000
30 Sterling Hayes	.000	5-0	2	2	0	0	0	0	0	0	.000	2	0	1	0	.500	0	0	0-0	2	2	0	1.000
80 Kumar Rocker	.000	3-3	0	0	0	0	0	0	0	0	.000	0	0	0	0	.000	0	0	0-0	1	8	1	.900
66 Drake Fellows	.000	9-9	0	0	0	0	0	0	0	0	.000	0	0	0	0	.000	0	0	0-0	5	14	3	.864
29 Patrick Raby	.000	19-19	0	0	0	0	0	0	0	0	.000	0	0	0	0	.000	0	0	0-0	3	5	0	1.000
Totals	.314	68	2379	562	748	162	19	97	528	1239	.521	375	62	573	38	.415	36	18	79-99	1820	582	47	.981
Opponents	.227	68	2264	281	513	106	9	31	260	730	.322	255	68	725	25	.321	20	20	39-57	1727	516	69	.970

LOB - Team (581), Opp (526). DPs turned - Team (36), Opp (47). IBB - Team (12), Bleday 5, Scott 2, Duvall 2, Martin 1, Davis 1, Paul 1, Opp (2). Picked off - Ray 3, Martin 2, Paul 2, Clarke 1, DeMarco 1.

(All games Sorted by Earned run avg)

Player	era	w-l	app	gs	cg	sho	sv	ip	h	r	er	bb	so	2b	3b	hr	b/avg	wp	hp	bks	sfa	sha
44 Mason Hickman	2.08	8-0	19	12	0	0/1	3	90.2	60	23	21	25	119	20	1	7	.183	3	6	0	2	0
29 Patrick Raby	3.04	10-1	17	15	0	0/1	0	74.0	71	33	25	44	78	9	0	4	.254	6	2	1	4	3
80 Kumar Rocker	3.38	11-5	18	15	1	1/0	0	93.1	85	39	35	19	103	18	2	2	.240	7	7	4	3	5
66 Drake Fellows	3.97	13-1	18	18	2	1/1	0	111.0	104	53	49	43	126	22	1	9	.245	16	17	0	1	4

21 Tyler Brown	2.31	3-1	30	0	0	0/3	17	46.2	34	13	12	8	63	6	1	1	.198	3	0	0	1	1
39 Jake Eder	2.97	2-0	18	0	0	0/1	3	36.1	26	17	12	15	37	5	0	2	.202	2	2	0	1	3
27 Ethan Smith	3.27	4-0	17	0	0	0/2	0	33.0	17	13	12	17	47	5	1	1	.150	4	5	1	1	1
32 Hugh Fisher	4.41	2-0	22	0	0	0/2	4	34.2	31	18	17	21	46	5	1	2	.231	7	8	0	1	0
35 Jackson Gillis	5.14	1-1	7	0	0	0/0	0	7.0	7	6	4	5	7	0	0	0	.269	3	2	0	2	0
34 Zach King	5.92	0-2	21	3	0	0/3	3	38.0	37	25	25	22	44	3	1	0	.266	3	8	0	3	2
45 Chance Huff	6.38	2-0	8	4	0	0/0	0	18.1	16	13	13	16	21	7	0	0	.229	5	2	1	1	0
43 Austin Becker	6.75	0-0	2	0	0	0/0	1	4.0	3	4	3	4	9	0	0	0	.200	1	1	0	0	0
49 AJ Franklin	10.43	1-0	14	0	0	0/0	0	14.2	16	17	17	13	17	6	0	2	.267	2	6	0	0	1
33 Erik Kaiser	12.00	0-0	1	1	0	0/0	0	3.0	4	4	4	0	4	0	1	1	.308	0	1	0	0	0
55 Joe Gobillot	13.50	0-0	2	0	0	0/0	0	2.0	2	3	3	3	4	0	0	0	.250	1	1	0	0	0
Totals	3.74	57-11	68	68	3	6/4	31	606.2	513	281	252	255	725	106	9	31	.227	63	68	7	20	20
Opponents	7.68	11-57	68	68	0	1/1	4	575.2	748	562	491	375	573	162	19	97	.314	70	62	10	36	18

PB - Team (11), Clarke 7, Duvall 4, Opp (12). Pickoffs - Team (7), Clarke 2, Raby 2, Eder 1, Fellows 1, King 1, Opp (9). SBA/ATT - Clarke (24-36), Duvall (9-12), Fellows (4-10), Rocker (7-8), King (5-8), Eder (5-7), Raby (4-7), Hickman (6-7), Scott (4-5), Fisher (2-2), Smith (1-2), Gillis (2-2), Brown (1-1), Gobillot (1-1), Franklin (1-1), Huff (0-1), Keegan (1-1).



The Automated ScoreBook
Overall Statistics for Vanderbilt (as of Jun 21, 2019)
(All games Sorted by Fielding pct)



Player	c	po	a	e	fld%	dp	sba	csb	sba%	pb	ci
18 Pat DeMarco	103	103	0	0	1.000	0	0	0	.000	0	0
3 Cooper Davis	54	53	1	0	1.000	0	0	0	.000	0	0
8 Isaiah Thomas	25	25	0	0	1.000	0	0	0	.000	0	0
12 Dominic Keegan	15	12	3	0	1.000	0	1	0	1.000	0	0
29 Patrick Raby	8	3	5	0	1.000	0	4	3	.571	0	0
44 Mason Hickman	7	1	6	0	1.000	0	6	1	.857	0	0
39 Jake Eder	7	1	6	0	1.000	0	5	2	.714	0	0
34 Zach King	7	0	7	0	1.000	1	5	3	.625	0	0
27 Ethan Smith	6	2	4	0	1.000	0	1	1	.500	0	0
42 Justyn-Henry Malloy	6	6	0	0	1.000	0	0	0	.000	0	0
32 Hugh Fisher	5	2	3	0	1.000	0	2	0	1.000	0	0
45 Chance Huff	5	1	4	0	1.000	0	0	1	.000	0	0
17 Walker Grisanti	5	5	0	0	1.000	0	0	0	.000	0	0
21 Tyler Brown	4	0	4	0	1.000	0	1	0	1.000	0	0
30 Sterling Hayes	4	2	2	0	1.000	1	0	0	.000	0	0
6 Tate Kolwyck	3	1	2	0	1.000	0	0	0	.000	0	0
49 AJ Franklin	2	1	1	0	1.000	0	1	0	1.000	0	0
43 Austin Becker	1	0	1	0	1.000	0	0	0	.000	0	0
20 Ty Duvall	273	249	23	1	.996	0	9	3	.750	4	0
22 Julian Infante	464	440	21	3	.994	22	0	0	.000	0	0
5 Philip Clarke	462	395	63	4	.991	4	24	12	.667	7	0
19 Stephen Scott	199	182	14	3	.985	8	4	1	.800	0	0
51 JJ Bleday	106	102	2	2	.981	1	0	0	.000	0	0
2 Harrison Ray	213	91	115	7	.967	17	0	0	.000	0	0
10 Ethan Paul	243	70	165	8	.967	25	0	0	.000	0	0
16 Austin Martin	150	54	87	9	.940	6	0	0	.000	0	0
80 Kumar Rocker	10	1	8	1	.900	0	7	1	.875	0	0
66 Drake Fellows	22	5	14	3	.864	1	4	6	.400	0	0
99 Jayson Gonzalez	34	8	21	5	.853	2	0	0	.000	0	0
13 Kianbu Fentress	6	5	0	1	.833	0	0	0	.000	0	0
11 Matt Hogan	0	0	0	0	.000	0	0	0	.000	0	0
36 John Malcom	0	0	0	0	.000	0	0	0	.000	0	0
55 Joe Gobillot	0	0	0	0	.000	0	1	0	1.000	0	0
35 Jackson Gillis	0	0	0	0	.000	0	2	0	1.000	0	0
33 Erik Kaiser	0	0	0	0	.000	0	0	0	.000	0	0
Totals	2449	1820	582	47	.981	36	39	18	.684	11	0
Opponents	2312	1727	516	69	.970	47	79	20	.798	12	0

Hitting minimums - 2.5 TPA/Game

Pitching minimums - 1.0 IP/Game



The Automated ScoreBook
Conference statistics for Vanderbilt (as of May 22, 2019)
(SEC games only Sorted by Batting avg)



Record: 23-7 Home: 12-3 Away: 11-4 SEC: 23-7

Player	avg	gp-gs	ab	r	h	2b	3b	hr	rbi	tb	slg%	bb	hp	so	gdp	ob%	sf	sh	sb-att	po	a	e	fld%
16 Austin Martin	.424	28-28	118	39	50	11	1	3	22	72	.610	13	7	17	1	.500	2	0	8-11	18	35	4	.930
19 Stephen Scott	.352	29-29	108	30	38	8	0	7	24	67	.620	18	3	30	1	.457	0	0	3-4	42	2	1	.978
5 Philip Clarke	.336	30-30	116	18	39	8	2	3	29	60	.517	13	2	13	2	.406	2	0	1-2	213	34	3	.988
20 Ty Duvall	.310	28-7	84	17	26	7	0	2	17	39	.464	22	2	15	1	.459	1	0	0-1	48	2	0	1.000
51 JJ Bleday	.304	30-30	115	34	35	3	1	13	30	79	.687	25	3	30	1	.438	1	1	1-2	54	1	2	.965
10 Ethan Paul	.270	30-30	122	25	33	8	1	6	36	61	.500	11	3	33	0	.341	2	0	4-4	29	79	5	.956
18 Pat DeMarco	.261	17-17	69	15	18	3	0	3	16	30	.435	5	1	23	2	.320	0	0	3-4	37	0	0	1.000
2 Harrison Ray	.254	30-30	114	24	29	9	1	2	19	46	.404	9	3	34	1	.318	3	4	6-9	39	62	5	.953
22 Julian Infante	.242	29-29	99	18	24	4	0	6	22	46	.465	14	2	36	2	.345	1	1	2-2	249	15	0	1.000

99 Jayson Gonzalez	.556	7-2	9	1	5	1	0	0	2	6	.667	1	0	1	0	.600	0	0	0-0	2	2	1	.800
8 Isaiah Thomas	.263	10-3	19	2	5	1	0	0	1	6	.316	1	1	9	0	.333	0	0	0-0	14	0	0	1.000
3 Cooper Davis	.259	16-14	54	10	14	3	0	0	6	17	.315	7	1	12	3	.355	0	3	3-3	34	0	0	1.000
17 Walker Grisanti	.250	8-0	4	1	1	0	0	1	1	4	1.000	0	0	2	0	.250	0	0	0-0	2	0	0	1.000
12 Dominic Keegan	.111	7-0	9	0	1	0	0	0	0	1	.111	2	0	2	0	.273	0	0	0-0	4	1	0	1.000
42 Justyn-Henry Malloy	.000	2-0	2	0	0	0	0	0	0	0	.000	0	0	0	0	.000	0	0	0-0	0	0	0	.000
13 Kianbu Fentress	.000	9-0	2	2	0	0	0	0	0	0	.000	0	1	0	0	.333	0	0	0-0	1	0	1	.500
80 Kumar Rocker	.000	2-2	0	0	0	0	0	0	0	0	.000	0	0	0	0	.000	0	0	0-0	1	5	1	.857
29 Patrick Raby	.000	13-13	0	0	0	0	0	0	0	0	.000	0	0	0	0	.000	0	0	0-0	3	2	0	1.000
66 Drake Fellows	.000	6-6	0	0	0	0	0	0	0	0	.000	0	0	0	0	.000	0	0	0-0	1	12	1	.929
Totals	.305	30	1044	236	318	66	6	46	225	534	.511	141	29	257	14	.398	12	9	31-42	794	267	24	.978
Opponents	.244	30	1000	134	244	42	4	16	121	342	.342	115	26	284	13	.334	12	8	15-21	768	250	27	.974

LOB - Team (231), Opp (233). DPs turned - Team (19), Opp (20). IBB - Team (5), Bleday 3, Duvall 1, Martin 1, Opp (2). Picked off - Ray 2, Paul 1, DeMarco 1.

(SEC games only Sorted by Earned run avg)

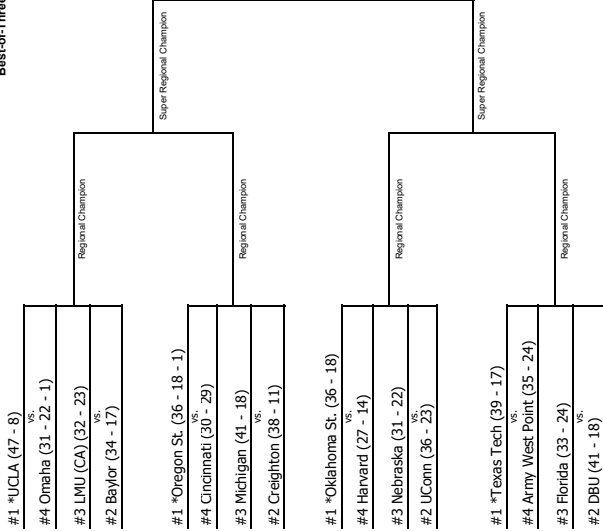
Player	era	w-l	app	gs	cg	sho	sv	ip	h	r	er	bb	so	2b	3b	hr	b/avg	wp	hp	bk	sfa	sha
29 Patrick Raby	3.42	6-1	10	10	0	0/1	9	50.0	53	21	19	28	52	7	0	3	.276	4	1	1	4	1
66 Drake Fellows	4.00	7-0	10	10	1	1/0	0	63.0	57	30	28	25	64	10	0	5	.241	10	12	0	0	2
80 Kumar Rocker	4.03	6-4	10	10	0	0/0	0	58.0	58	30	26	13	58	12	2	2	.260	5	3	4	3	3

21 Tyler Brown	2.82	2-1	13	0	0	0/1	9	22.1	13	7	7	6	30	2	1	0	.163	3	0	0	0	0
27 Ethan Smith	4.05	1-0	7	0	0	0/0	0	13.1	7	6	6	7	18	3	0	1	.156	2	1	0	0	0
32 Hugh Fisher	4.26	1-0	12	0	0	0/1	3	19.0	13	10	9	12	25	3	0	2	.186	2	3	0	1	0
39 Jake Eder	4.26	0-0	7	0	0	0/0	0	19.0	18	12	9	9	17	2	0	2	.247	1	1	0	1	1
44 Mason Hickman	4.50	0-0	1	0	0	0/0	1	4.0	4	2	2	2	6	1	0	1	.250	0	0	0	0	0
34 Zach King	6.92	0-1	8	0	0	0/0	2	13.0	16	10	10	8	13	1	1	0	.320	1	4	0	2	1
49 AJ Franklin	13.50	0-0	4	0	0	0/0	0	2.2	4	4	4	4	0	1	0	0	.333	0	1	0	0	0
35 Jackson Gillis	27.00	0-0	1	0	0	0/0	0	0.1	1	2	1	1	1	0	0	0	.500	1	0	0	1	0
Totals	4.11	23-7	30	30	1	2/1	15	264.2	244	134	121	115	284	42	4	16	.244	29	26	5	12	8
Opponents	7.59	7-23	30	30	0	1/1	3	256.0	318	236	216	141	257	66	6	46	.305	25	29	2	12	9

PB - Team (5), Clarke 5, Opp (4). Pickoffs - Team (5), Clarke 2, Eder 1, Raby 1, Fellows 1, Opp (4). SBA/ATT - Clarke (14-18), Rocker (6-7), Eder (3-4), Fellows (3-4), Raby (1-3), Smith (1-2), Franklin (1-1).

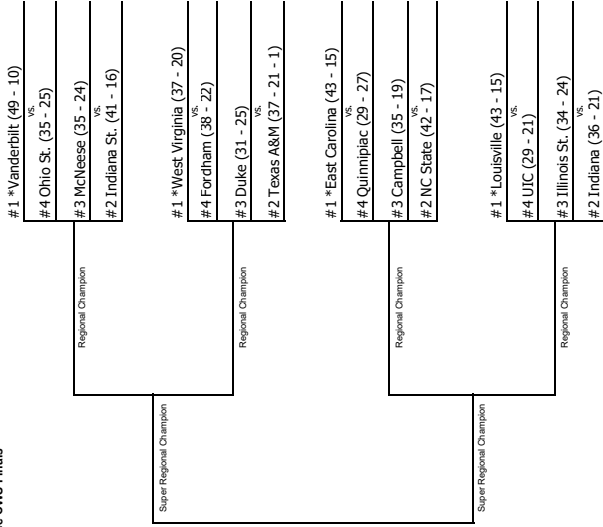
Super Regionals
May 31 - June 3
*Campus or Neutral Sites
Double Elimination
First-Round Pairings
Best-of-Three Games

Men's College World Series (CWS)
June 15-25/26
Omaha, Nebraska
Double Elimination
First-Round Pairings
Best-of-Three CWS Finals



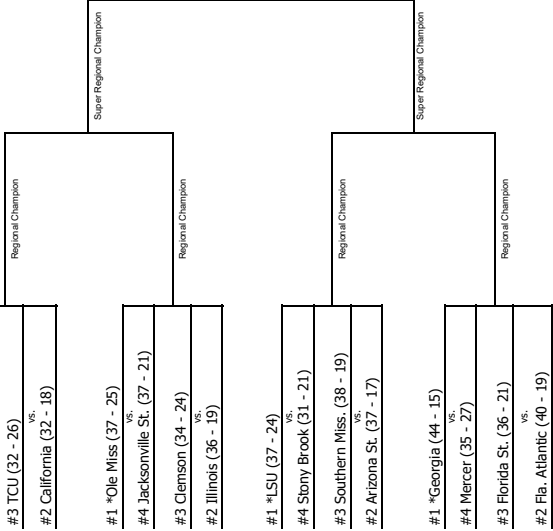
Super Regionals
May 31 - June 3
*Campus or Neutral Sites
Double Elimination
First-Round Pairings
Best-of-Three Games

Men's College World Series (CWS)
June 15-25/26
Omaha, Nebraska
Double Elimination
First-Round Pairings
Best-of-Three CWS Finals



National Top Sixteen Seeds

1. UCLA (47-8)
2. Vanderbilt (49-10)
3. Georgia Tech (41-17)
4. Georgia (44-15)
5. Arkansas (41-17)
6. Mississippi St. (46-13)
7. Louisville (43-15)
8. Texas Tech (39-17)
9. Oklahoma St. (36-18)
10. East Carolina (43-15)
11. Stanford (41-11)
12. Ole Miss (37-25)
13. LSU (37-24)
14. North Carolina (42-17)
15. West Virginia (37-20)
16. Oregon St. (36-18-1)



© 2019 National Collegiate Athletic Association. No commercial use without the NCAA's written permission. The NCAA opposes all forms of sports wagering.

* Host Institution





2019 NCAA Men's College World Series

TD Ameritrade Park Omaha - Omaha, Nebraska
June 15-25/26

BRACKET 1

*Texas Tech (44-18)

Game 1
Saturday, June 15
1 p.m.
ESPN

Michigan (46-20)

Michigan 5-3

Game 6
Monday, June 17
6 p.m.
ESPN

*Arkansas (46-18)

Game 2
Saturday, June 15
6 p.m.
ESPN

Florida St. (41-21)

*Florida St. 1-0

*Michigan 2-0

Game 11
Friday, June 21
1 p.m.
ESPN

*Florida St.

Game 9
Wednesday, June 19
6 p.m.
ESPN

Texas Tech 4-1

*Texas Tech

Game 5
Monday, June 17
1 p.m.
ESPN

Arkansas

Texas Tech 5-4

***Bracket 1**
(if necessary)
Saturday, June 22
1 p.m./6 p.m.
ESPN

Michigan 15-3

**BRACKET 1
WINNER**

BRACKET 2

*Vanderbilt (54-11)

Game 3
Sunday, June 16
1 p.m.
ESPN

Louisville (49-16)

Vanderbilt 3-1

Game 8
Wednesday, June 18
1 p.m.
ESPN

Vanderbilt 6-3

*Mississippi St. (51-13)

Game 4
Sunday, June 16
6:30 p.m.
ESPN2

Auburn (38-26)

*Mississippi St. 5-4

Game 12
Friday, June 21
6 p.m.
ESPN

Mississippi St.

Louisville

Game 7
Game will resume
Wednesday, June 18 at 11
a.m. with Louisville leading
4-1 in the top of the 5th
inning.

*Auburn

Game 10
Thursday, June 20
7 p.m.
ESPN2

*Louisville 5-3

*Louisville 4-3

****Bracket 2**
(if necessary)
Saturday, June 22
6 p.m.
ESPN

*Vanderbilt 3-2

**BRACKET 2
WINNER**



CWS Finals
(Best two-of-three and all games on ESPN)
Game One - Monday, June 24 - 6 p.m.
Game Two - Tuesday, June 25 - 6 p.m.
#Game Three - Wednesday, June 26 - 6 p.m.

**NATIONAL
CHAMPION**



All times Central. *Home Team

*Bracket 1 will be necessary if the winner of Game 9 also wins Game 11. If it is the only game scheduled for that day, the game will tentatively start at 6 p.m. If there are two games for that day, the game will tentatively start at 1 p.m.

**Bracket 2 will be necessary if the winner of Game 10 also wins Game 12. If it is the only game scheduled for that day, the game will tentatively start at 6 p.m. If there are two games for that day, the game will tentatively start at 6 p.m.

#CWS Finals Game 3 will be necessary if the winner of CWS Finals Game 1 loses CWS Finals Game 2.

© 2019 National Collegiate Athletic Association. No commercial use without the NCAA's written permission. The NCAA opposes all forms of sports wagering.



The Automated ScoreBook
Overall Statistics for Vanderbilt (as of Jun 23, 2019)
(2019 NCAA Tournament Sorted by Batting avg)



Record: 8-1 Home: 0-0 Away: 0-0 Neutral: 8-1 SEC: 0-0

Player	avg	gp-gs	ab	r	h	2b	3b	hr	rbi	tb	slg%	bb	hp	so	gdp	ob%	sf	sh	sb-att	po	a	e	fld%
16 Austin Martin	.353	9-9	34	9	12	1	0	4	9	25	.735	5	3	3	1	.465	1	0	1-1	3	15	1	.947
51 JJ Bleday	.333	9-9	33	7	11	3	0	0	3	14	.424	10	0	7	1	.488	0	0	0-0	8	0	0	1.000
19 Stephen Scott	.303	9-9	33	9	10	2	1	3	8	23	.697	5	1	13	1	.400	1	0	1-1	15	0	0	1.000
22 Julian Infante	.294	9-9	34	7	10	4	0	4	8	26	.765	0	0	11	2	.294	0	0	0-0	78	3	3	.964
18 Pat DeMarco	.294	9-9	34	8	10	3	1	1	9	18	.529	7	1	8	1	.429	0	0	0-1	16	0	0	1.000
20 Ty Duvall	.258	9-9	31	4	8	2	0	1	7	13	.419	5	1	11	0	.378	0	0	0-0	32	2	1	.971
10 Ethan Paul	.257	9-9	35	6	9	3	0	0	5	12	.343	6	1	7	2	.381	0	0	4-4	9	29	2	.950
5 Philip Clarke	.222	9-9	36	5	8	0	1	2	5	16	.444	5	1	10	0	.333	0	0	0-0	56	12	0	1.000
2 Harrison Ray	.208	9-9	24	6	5	1	0	0	3	6	.250	12	0	14	1	.447	2	0	4-4	24	15	1	.975

12 Dominic Keegan	1.000	1-0	1	0	1	0	0	0	0	1	1.000	0	0	0	0	1.000	0	0	0-0	0	0	0	.000
3 Cooper Davis	.000	1-0	1	0	0	0	0	0	0	0	.000	0	0	1	0	.000	0	0	0-0	0	0	0	.000
99 Jayson Gonzalez	.000	1-0	1	0	0	0	0	0	0	0	.000	0	0	0	0	.000	0	0	0-0	0	0	0	.000
8 Isaiah Thomas	.000	1-0	1	0	0	0	0	0	0	0	.000	0	0	0	0	.000	0	0	0-0	0	0	0	.000
13 Kianbu Fentress	.000	2-0	0	0	0	0	0	0	0	0	.000	0	0	0	0	.000	0	0	0-0	0	0	0	.000
17 Walker Grisanti	.000	1-0	0	0	0	0	0	0	0	0	.000	0	0	0	0	.000	0	0	0-0	0	0	0	.000
Totals	.282	9	298	61	84	19	3	15	57	154	.517	55	8	85	9	.403	4	0	10-11	243	79	9	.973
Opponents	.213	9	305	34	65	17	2	7	32	107	.351	25	7	97	3	.287	1	4	2-5	231	60	5	.983

LOB - Team (73), Opp (65). DP's turned - Team (5), Opp (11). IBB - Team (3), Scott 2, Bleday 1. Picked off - Martin 1.

(2019 NCAA Tournament Sorted by Earned run avg)

Player	era	w-l	app	gs	cg	sho	sv	ip	h	r	er	bb	so	2b	3b	hr	b/avg	wp	hp	bks	sfa	sha
80 Kumar Rocker	0.83	3-0	3	3	1	1/0	0	21.2	12	2	2	3	33	3	0	0	.156	1	2	0	0	1
44 Mason Hickman	1.59	1-0	3	3	0	0/0	0	17.0	8	3	3	7	21	2	0	3	.133	3	1	0	0	0
66 Drake Fellows	3.60	2-1	3	3	1	0/0	0	20.0	21	10	8	7	18	3	1	2	.263	3	1	0	0	2

34 Zach King	0.00	0-0	3	0	0	0/0	0	4.1	1	0	0	1	4	1	0	0	.071	0	0	0	0	0
45 Chance Huff	0.00	0-0	1	0	0	0/0	0	1.0	0	0	0	1	0	0	0	0	.000	1	0	0	0	0
27 Ethan Smith	3.00	0-0	1	0	0	0/0	0	3.0	2	1	1	0	5	0	1	0	.200	0	0	0	1	0
39 Jake Eder	3.00	1-0	2	0	0	0/0	1	3.0	3	2	1	0	1	1	0	0	.300	0	0	0	0	1
21 Tyler Brown	4.26	0-0	5	0	0	0/0	3	6.1	7	4	3	1	8	1	0	1	.269	0	0	0	0	0
29 Patrick Raby	6.75	1-0	2	0	0	0/0	0	2.2	4	2	2	3	5	2	0	1	.333	0	0	0	0	0
32 Hugh Fisher	36.00	0-0	2	0	0	0/0	0	1.0	3	4	4	0	1	0	0	0	.500	2	2	0	0	0
49 AJ Franklin	54.00	0-0	1	0	0	0/0	0	1.0	4	6	6	2	1	4	0	0	.571	1	1	0	0	0
Totals	3.33	8-1	9	9	2	1/0	4	81.0	65	34	30	25	97	17	2	7	.213	11	7	0	1	4
Opponents	6.43	1-8	9	9	0	0/0	0	77.0	84	61	55	55	85	19	3	15	.282	11	8	1	4	0

Pickoffs - Team (0), Opp (1). SBA/ATT - Clarke (0-3), Fellows (0-3), Eder (2-2), Duvall (2-2).



The Automated ScoreBook
Overall Statistics for Vanderbilt (as of Jun 22, 2019)
(2019 College World Series Sorted by Batting avg)



Record: 3-0 Home: 0-0 Away: 0-0 Neutral: 3-0 SEC: 0-0

Player	avg	gp-gs	ab	r	h	2b	3b	hr	rbi	tb	slg%	bb	hp	so	gdp	ob%	sf	sh	sb-att	po	a	e	fld%
51 JJ Bleday	.444	3-3	9	2	4	1	0	0	1	5	.556	4	0	2	0	.615	0	0	0-0	5	0	0	1.000
16 Austin Martin	.333	3-3	12	3	4	0	0	2	3	10	.833	0	1	0	1	.385	0	0	0-0	2	4	0	1.000
18 Pat DeMarco	.300	3-3	10	1	3	2	0	0	2	5	.500	2	1	2	0	.462	0	0	0-0	6	0	0	1.000
5 Philip Clarke	.250	3-3	12	0	3	0	0	0	0	3	.250	1	0	3	0	.308	0	0	0-0	14	3	0	1.000
19 Stephen Scott	.167	3-3	12	2	2	0	0	2	4	8	.667	1	0	4	1	.231	0	0	0-0	5	0	0	1.000
10 Ethan Paul	.167	3-3	12	2	2	1	0	0	1	3	.250	1	0	5	2	.231	0	0	0-0	4	10	1	.933
20 Ty Duvall	.111	3-3	9	0	1	0	0	0	0	1	.111	2	0	3	0	.273	0	0	0-0	5	1	1	.857
22 Julian Infante	.100	3-3	10	1	1	1	0	0	0	2	.200	0	0	5	1	.100	0	0	0-0	32	2	1	.971
2 Harrison Ray	.000	3-3	6	1	0	0	0	0	0	0	.000	5	0	6	0	.455	0	0	2-2	6	7	0	1.000

13 Kianbu Fentress	.000	1-0	0	0	0	0	0	0	0	0	.000	0	0	0	0	.000	0	0	0-0	0	0	0	.000
Totals	.217	3	92	12	20	5	0	4	11	37	.402	16	2	30	5	.345	0	0	2-2	81	30	3	.974
Opponents	.225	3	102	6	23	6	0	1	5	32	.314	6	3	21	1	.288	0	2	2-3	78	25	2	.981

LOB - Team (20), Opp (26). DPs turned - Team (1), Opp (6). IBB - Team (1), Scott 1.

(2019 College World Series Sorted by Earned run avg)

Player	era	w-l	app	gs	cg	sho	sv	ip	h	r	er	bb	so	2b	3b	hr	b/avg	wp	hp	bk	sfa	sha
44 Mason Hickman	0.00	0-0	1	1	0	0/0	0	6.0	2	0	0	2	3	0	0	0	.100	1	1	0	0	0
21 Tyler Brown	0.00	0-0	3	0	0	0/0	3	5.0	3	0	0	0	5	1	0	0	.176	0	0	0	0	0
66 Drake Fellows	1.29	1-0	1	1	0	0/0	0	7.0	7	1	1	1	6	1	0	0	.259	1	1	0	0	1
80 Kumar Rocker	1.50	1-0	1	1	0	0/0	0	6.0	5	1	1	1	6	1	0	0	.208	0	1	0	0	0

34 Zach King	0.00	0-0	1	0	0	0/0	0	0.1	0	0	0	1	0	0	0	0	.000	0	0	0	0	0
39 Jake Eder	4.50	1-0	1	0	0	0/0	0	2.0	3	2	1	0	0	1	0	0	.375	0	0	0	0	1
29 Patrick Raby	27.00	0-0	1	0	0	0/0	0	0.2	3	2	2	1	1	2	0	1	.600	0	0	0	0	0
Totals	1.67	3-0	3	3	0	0/0	3	27.0	23	6	5	6	21	6	0	1	.225	2	3	0	0	2
Opponents	4.15	0-3	3	3	0	0/0	0	26.0	20	12	12	16	30	5	0	4	.217	3	2	0	0	0

SBA/ATT - Duvall (2-2), Eder (2-2), Clarke (0-1), Fellows (0-1).



The Automated ScoreBook
Overall Statistics for Vanderbilt (as of Jun 11, 2019)
 (2019 NCAA Nashville Super Regional Sorted by Batting avg)



Record: 2-1 Home: 0-0 Away: 0-0 Neutral: 2-1 SEC: 0-0

Player	avg	gp-gs	ab	r	h	2b	3b	hr	rbi	tb	slg%	bb	hp	so	gdp	ob%	sf	sh	sb-att	po	a	e	fld%
19 Stephen Scott	.444	3-3	9	3	4	1	0	1	2	8	.889	2	1	4	0	.538	1	0	1-1	7	0	0	1.000
2 Harrison Ray	.444	3-3	9	3	4	1	0	0	0	5	.556	4	0	4	1	.615	0	0	1-1	6	1	0	1.000
16 Austin Martin	.400	3-3	10	2	4	0	0	2	6	10	1.000	2	2	2	0	.533	1	0	0-0	0	4	0	1.000
51 JJ Bleday	.308	3-3	13	2	4	0	0	0	1	4	.308	2	0	2	1	.400	0	0	0-0	1	0	0	1.000
20 Ty Duvall	.300	3-3	10	2	3	2	0	0	1	5	.500	3	0	5	0	.462	0	0	0-0	16	0	0	1.000
10 Ethan Paul	.273	3-3	11	2	3	1	0	0	1	4	.364	2	1	1	0	.429	0	0	3-3	2	8	0	1.000
5 Philip Clarke	.250	3-3	12	2	3	0	0	1	3	6	.500	2	0	4	0	.357	0	0	0-0	23	6	0	1.000
22 Julian Infante	.250	3-3	12	2	3	0	0	1	3	6	.500	0	0	3	1	.250	0	0	0-0	21	0	0	1.000
18 Pat DeMarco	.231	3-3	13	3	3	0	1	1	3	8	.615	1	0	3	0	.286	0	0	0-0	5	0	0	1.000

12 Dominic Keegan	1.000	1-0	1	0	1	0	0	0	0	1	1.000	0	0	0	0	1.000	0	0	0-0	0	0	0	.000
3 Cooper Davis	.000	1-0	1	0	0	0	0	0	0	0	.000	0	0	1	0	.000	0	0	0-0	0	0	0	.000
8 Isaiah Thomas	.000	1-0	1	0	0	0	0	0	0	0	.000	0	0	0	0	.000	0	0	0-0	0	0	0	.000
99 Jayson Gonzalez	.000	1-0	1	0	0	0	0	0	0	0	.000	0	0	0	0	.000	0	0	0-0	0	0	0	.000
13 Kianbu Fentress	.000	1-0	0	0	0	0	0	0	0	0	.000	0	0	0	0	.000	0	0	0-0	0	0	0	.000
Totals	.311	3	103	21	32	5	1	6	20	57	.553	18	4	29	3	.425	2	0	5-5	81	19	1	.990
Opponents	.198	3	101	20	20	5	2	3	20	38	.376	14	4	44	0	.317	1	0	0-0	78	17	1	.990

LOB - Team (28), Opp (19). DPs turned - Team (1), Opp (3). Picked off - Martin 1.

(2019 NCAA Nashville Super Regional Sorted by Earned run avg)

Player	era	w-l	app	gs	cg	sho	sv	ip	h	r	er	bb	so	2b	3b	hr	b/avg	wp	hp	bk	sfa	sha
80 Kumar Rocker	0.00	1-0	1	1	1	1/0	0	9.0	0	0	0	2	19	0	0	0	.000	1	1	0	0	0
27 Ethan Smith	3.00	0-0	1	0	0	0/0	0	3.0	2	1	1	0	5	0	1	0	.200	0	0	0	1	0
44 Mason Hickman	4.50	0-0	1	1	0	0/0	0	4.0	3	2	2	3	9	0	0	2	.200	0	0	0	0	0
66 Drake Fellows	11.25	0-1	1	1	0	0/0	0	4.0	7	7	5	4	3	0	1	1	.350	1	0	0	0	0

29 Patrick Raby	0.00	1-0	1	0	0	0/0	0	2.0	1	0	0	2	4	0	0	0	.143	0	0	0	0	0
34 Zach King	0.00	0-0	1	0	0	0/0	0	2.0	1	0	0	0	1	1	0	0	.143	0	0	0	0	0
45 Chance Huff	0.00	0-0	1	0	0	0/0	0	1.0	0	0	0	1	0	0	0	0	.000	1	0	0	0	0
21 Tyler Brown	0.00	0-0	1	0	0	0/0	0	1.0	0	0	0	0	2	0	0	0	.000	0	0	0	0	0
49 AJ Franklin	54.00	0-0	1	0	0	0/0	0	1.0	4	6	6	2	1	4	0	0	.571	1	1	0	0	0
32 Hugh Fisher	99.00	0-0	1	0	0	0/0	0	0.0	2	4	4	0	0	0	0	0	1.000	1	2	0	0	0
Totals	6.00	2-1	3	3	1	1/0	0	27.0	20	20	18	14	44	5	2	3	.198	5	4	0	1	0
Opponents	7.27	1-2	3	3	0	0/0	0	26.0	32	21	21	18	29	5	1	6	.311	5	4	1	2	0

Pickoffs - Team (0), Opp (1).



The Automated ScoreBook
Overall Statistics for Vanderbilt (as of Jun 02, 2019)
(NCAA Nashville Regional Sorted by Batting avg)



Record: 3-0 Home: 0-0 Away: 0-0 Neutral: 3-0 SEC: 0-0

Player	avg	gp-gs	ab	r	h	2b	3b	hr	rbi	tb	slg%	bb	hp	so	gdp	ob%	sf	sh	sb-att	po	a	e	fld%
22 Julian Infante	.500	3-3	12	4	6	3	0	3	5	18	1.500	0	0	3	0	.500	0	0	0-0	25	1	2	.929
18 Pat DeMarco	.455	3-3	11	4	5	1	0	0	4	6	.545	4	0	3	1	.600	0	0	0-1	5	0	0	1.000
20 Ty Duvall	.333	3-3	12	2	4	0	0	1	6	7	.583	0	1	3	0	.385	0	0	0-0	11	1	0	1.000
19 Stephen Scott	.333	3-3	12	4	4	1	1	0	2	7	.583	2	0	5	0	.429	0	0	0-0	3	0	0	1.000
10 Ethan Paul	.333	3-3	12	2	4	1	0	0	3	5	.417	3	0	1	0	.467	0	0	1-1	3	11	1	.933
16 Austin Martin	.333	3-3	12	4	4	1	0	0	0	5	.417	3	0	1	0	.467	0	0	1-1	1	7	1	.889
51 JJ Bleday	.273	3-3	11	3	3	2	0	0	1	5	.455	4	0	3	0	.467	0	0	0-0	2	0	0	1.000
5 Philip Clarke	.167	3-3	12	3	2	0	1	1	2	7	.583	2	1	3	0	.333	0	0	0-0	19	3	0	1.000
2 Harrison Ray	.111	3-3	9	2	1	0	0	0	3	1	.111	3	0	4	0	.286	2	0	1-1	12	7	1	.950

17 Walker Grisanti	.000	1-0	0	0	0	0	0	0	0	0	.000	0	0	0	0	.000	0	0	0-0	0	0	0	.000
Totals	.320	3	103	28	33	9	2	5	26	61	.592	21	2	26	1	.438	2	0	3-4	81	30	5	.957
Opponents	.216	3	102	8	22	6	0	3	7	37	.363	5	0	32	2	.252	0	2	0-2	75	18	2	.979

LOB - Team (25), Opp (20). DPs turned - Team (3), Opp (2). IBB - Team (2), Scott 1, Bleday 1.

(NCAA Nashville Regional Sorted by Earned run avg)

Player	era	w-l	app	gs	cg	sho	sv	ip	h	r	er	bb	so	2b	3b	hr	b/avg	wp	hp	bk	sfa	sha
44 Mason Hickman	1.29	1-0	1	1	0	0/0	0	7.0	3	1	1	2	9	2	0	1	.120	2	0	0	0	0
80 Kumar Rocker	1.35	1-0	1	1	0	0/0	0	6.2	7	1	1	0	8	2	0	0	.269	0	0	0	0	1
66 Drake Fellows	2.00	1-0	1	1	1	0/0	0	9.0	7	2	2	2	9	2	0	1	.212	1	0	0	0	1

34 Zach King	0.00	0-0	1	0	0	0/0	0	2.0	0	0	0	0	3	0	0	0	.000	0	0	0	0	0
32 Hugh Fisher	0.00	0-0	1	0	0	0/0	0	1.0	1	0	0	0	1	0	0	0	.250	1	0	0	0	0
39 Jake Eder	0.00	0-0	1	0	0	0/0	1	1.0	0	0	0	0	1	0	0	0	.000	0	0	0	0	0
21 Tyler Brown	81.00	0-0	1	0	0	0/0	0	0.1	4	4	3	1	1	0	0	1	.667	0	0	0	0	0
Totals	2.33	3-0	3	3	1	0/0	1	27.0	22	8	7	5	32	6	0	3	.216	4	0	0	0	2
Opponents	9.72	0-3	3	3	0	0/0	0	25.0	33	28	27	21	26	9	2	5	.320	3	2	0	2	0

SBA/ATT - Fellows (0-2), Clarke (0-2).

2019 COLLEGE WORLD SERIES (Game 3)
Louisville vs Vanderbilt
Jun 16, 2019 at Omaha, Neb. (TD Ameritrade Park)

Louisville 1 (49-17)

Player	ab	r	h	rbi	bb	so	po	a	lob	avg
Lucas Dunn cf	4	0	1	0	0	1	2	0	0	.307
Zach Britton ph	1	0	1	0	0	0	0	0	0	.290
Trey Leonard pr	0	0	0	0	0	0	0	0	0	.264
Logan Wyatt 1b	4	0	1	0	1	0	5	0	2	.291
Tyler Fitzgerald ss	3	0	0	0	0	0	2	3	1	.320
Alex Binelas 3b	4	0	0	0	0	1	0	0	3	.301
Jake Snider lf	3	0	1	0	1	1	1	0	0	.289
Danny Oriente dh	4	0	1	0	0	0	0	0	1	.328
Drew Campbell rf	3	0	0	0	0	2	1	0	2	.292
Justin Lavey 2b	4	1	1	0	0	2	3	3	1	.297
Henry Davis c	4	0	2	1	0	0	10	1	0	.290
Reid Detmers p	0	0	0	0	0	0	0	0	0	-
Bryan Hoeing p	0	0	0	0	0	0	0	0	0	-
Michael Kirian p	0	0	0	0	0	0	0	0	0	-
Totals	34	1	8	1	2	7	24	7	10	

Vanderbilt 3 (55-11)

Player	ab	r	h	rbi	bb	so	po	a	lob	avg
Austin Martin 3b	4	2	2	3	0	0	0	2	1	.411
JJ Bleday rf	2	0	1	0	2	0	2	0	0	.352
Ethan Paul ss	4	0	0	0	0	2	1	3	0	.318
Philip Clarke c	4	0	0	0	0	1	6	2	0	.298
Pat DeMarco cf	2	0	1	0	2	1	4	0	0	.296
Stephen Scott lf	4	0	0	0	0	1	1	0	4	.333
Harrison Ray 2b	1	0	0	0	2	1	1	2	1	.281
Ty Duvall dh	2	0	0	0	1	2	0	0	0	.291
Julian Infante 1b	3	1	1	0	0	1	10	2	0	.247
Drake Fellows p	0	0	0	0	0	0	2	1	0	-
Zach King p	0	0	0	0	0	0	0	0	0	-
Tyler Brown p	0	0	0	0	0	0	0	0	0	-
Totals	26	3	5	3	7	9	27	12	6	

Score by Innings	1	2	3	4	5	6	7	8	9	R	H	E
Louisville	0	0	0	0	1	0	0	0	0	1	8	1
Vanderbilt	1	0	0	0	0	0	2	0	X	3	5	1

E - Wyatt(5); Paul(8). DP - Louisville 2. LOB - Louisville 10; Vanderbilt 6. 2B - Lavey(9); Infante(9). HR - Martin 2(10). HBP - Fitzgerald. SH - Campbell(4). SB - Ray(20). CS - Fitzgerald(6).

Louisville	ip	h	r	er	bb	so	ab	bf	np	era	Vanderbilt	ip	h	r	er	bb	so	ab	bf	np	era
Reid Detmers	5.2	3	1	1	6	5	18	24	102	2.79	Drake Fellows	7.0	7	1	1	1	6	27	30	98	3.97
Bryan Hoeing	0.2	2	2	2	1	2	4	5	18	2.97	Zach King	0.1	0	0	0	1	0	1	2	7	5.92
Michael Kirian	1.2	0	0	0	0	2	4	4	20	1.45	Tyler Brown	1.2	1	0	0	0	1	6	6	20	2.49

Win - Fellows (13-1). Loss - Hoeing (3-4). Save - Brown (15).

WP - Fellows(16). HBP - by Fellows (Fitzgerald). Inherited runners/scored: Hoeing 1/0; Kirian 1/0; Brown 1/0.

Pitches/strikes: Detmers 102/54; Hoeing 18/10; Kirian 20/13; Fellows 98/62; King 7/2; Brown 20/14.

Umpires - HP: David Savage 1B: Adam Dowdy 2B: Grady Smith 3B: Jeff Henrichs

Start: 1:10 pm Time: 2:57 Attendance: 22704

Weather: 80 - Sunny - W: NNW 8 MPH

2019 COLLEGE WORLD SERIES (Game 8)
Vanderbilt vs Mississippi State
Jun 19, 2019 at Omaha, Neb. (TD Ameritrade Park)

Vanderbilt 6 (56-11)

Player	ab	r	h	rbi	bb	so	po	a	lob	avg
Austin Martin 3b	4	1	1	0	0	0	0	1	1	.409
JJ Bleday rf	4	1	3	1	1	0	1	0	0	.358
Ethan Paul ss	4	1	1	0	1	1	1	4	1	.317
Philip Clarke c	4	0	1	0	1	1	8	1	1	.298
Pat DeMarco cf	4	1	1	1	0	0	1	0	0	.295
Stephen Scott lf	5	2	2	4	0	2	2	0	2	.335
Harrison Ray 2b	2	0	0	0	2	2	3	4	0	.279
Ty Duvall dh	3	0	0	0	1	1	0	0	2	.286
Julian Infante 1b	4	0	0	0	0	3	11	0	2	.242
Kumar Rocker p	0	0	0	0	0	0	0	1	0	-
Patrick Raby p	0	0	0	0	0	0	0	0	0	-
Tyler Brown p	0	0	0	0	0	0	0	0	0	-
Totals	34	6	9	6	6	10	27	11	9	

Mississippi State 3 (52-14)

Player	ab	r	h	rbi	bb	so	po	a	lob	avg
Jake Mangum cf	5	1	2	0	0	0	2	0	0	.358
Jordan Westburg ss	5	0	1	0	0	1	2	4	0	.296
Tanner Allen 1b	4	0	1	1	0	0	7	2	3	.347
Elijah MacNamee rf	3	1	1	0	1	1	0	0	0	.291
Justin Foscue 2b	3	0	0	0	1	0	2	2	2	.332
Dustin Skelton c	4	0	0	0	0	3	9	1	2	.313
Rowdey Jordan lf	4	0	1	1	0	2	3	1	1	.291
Josh Hatcher dh	3	0	0	0	0	2	0	0	1	.321
Landon Jordan ph	1	0	1	0	0	0	0	0	0	.339
Marshall Gilbert 3b	4	1	2	1	0	0	1	0	0	.318
Peyton Plumlee p	0	0	0	0	0	0	0	0	0	-
Trysten Barlow p	0	0	0	0	0	0	0	0	0	-
Riley Self p	0	0	0	0	0	0	0	0	0	-
Colby White p	0	0	0	0	0	0	0	0	0	-
Keegan James p	0	0	0	0	0	0	1	0	0	-
Eric Cerantola p	0	0	0	0	0	0	0	0	0	-
Totals	36	3	9	3	2	9	27	10	9	

Score by Innings	1	2	3	4	5	6	7	8	9	R	H	E
Vanderbilt	0	1	0	0	5	0	0	0	0	6	9	1
Mississippi State	0	0	0	0	0	1	2	0	0	3	9	0

E - Infante(3). DP - Vanderbilt 1; MSU 2. LOB - Vanderbilt 9; MSU 9. 2B - Bleday(14); DeMarco(17); Mangum(24); Westburg(21); Allen(23). HR - Scott 2(14); Gilbert(6). HBP - Martin; DeMarco; Allen. SB - Ray(21).

Vanderbilt	ip	h	r	er	bb	so	ab	bf	np	era	Mississippi State	ip	h	r	er	bb	so	ab	bf	np	era
Kumar Rocker	6.0	5	1	1	1	6	24	26	95	3.37	Peyton Plumlee	4.1	6	3	3	1	5	18	20	82	3.80
Patrick Raby	0.2	3	2	2	1	1	5	6	24	3.04	Trysten Barlow	0.0	1	2	2	1	0	1	2	5	6.00
Tyler Brown	2.1	1	0	0	0	2	7	7	26	2.36	Riley Self	0.1	1	1	1	2	0	2	4	14	4.91
											Colby White	0.1	0	0	0	0	1	1	1	5	3.12
											Keegan James	3.2	1	0	0	2	3	11	14	55	5.02
											Eric Cerantola	0.1	0	0	0	0	1	1	1	5	4.30

Win - Rocker (11-5). Loss - Plumlee (7-5). Save - Brown (16).

WP - White(2); James 2(9). HBP - by Rocker (Allen); by Plumlee (Martin); by James (DeMarco). Inherited runners/scored: Brown 2/0; Barlow 1/0; Self 3/3; White 2/0; Cerantola 2/0. Pitches/strikes: Rocker 95/63; Raby 24/12; Brown 26/19; Plumlee 82/52; Barlow 5/1; Self 14/6; White 5/3; James 55/33; Cerantola 5/3.

Umpires - HP: Grady Smith 1B: Jeff Henrichs 2B: David Savage 3B: Adam Dowdy
Start: 2:16 pm Time: 3:24 Attendance: 15465
Weather: 76, mostly cloudy, wind ENE 3
Barlow faced 2 batters in the 5th.

2019 COLLEGE WORLD SERIES (Game 12)
Vanderbilt vs Louisville
Jun 21, 2019 at Omaha, Neb. (TD Ameritrade Park)

Vanderbilt 3 (57-11)

Player	ab	r	h	rbi	bb	so	po	a	lob	avg
Austin Martin 3b	4	0	1	0	0	0	2	1	0	.406
JJ Bleday rf	3	1	0	0	1	2	2	0	1	.354
Ethan Paul ss	4	1	1	1	0	2	2	3	1	.316
Philip Clarke dh	4	0	2	0	0	1	0	0	0	.301
Kiambu Fentress pr	0	0	0	0	0	0	0	0	0	.125
Pat DeMarco cf	4	0	1	1	0	1	1	0	0	.294
Stephen Scott lf	3	0	0	0	1	1	2	0	0	.331
Harrison Ray 2b	3	1	0	0	1	3	2	1	0	.275
Ty Duvall c	4	0	1	0	0	0	5	1	3	.285
Julian Infante 1b	3	0	0	0	0	1	11	0	0	.238
Mason Hickman p	0	0	0	0	0	0	0	0	0	-
Jake Eder p	0	0	0	0	0	0	0	1	0	-
Tyler Brown p	0	0	0	0	0	0	0	0	0	-
Totals	32	3	6	2	3	11	27	7	5	

Louisville 2 (51-18)

Player	ab	r	h	rbi	bb	so	po	a	lob	avg
Lucas Dunn cf	4	0	1	1	0	0	3	0	1	.309
Alex Binelas 3b	3	0	0	0	0	1	0	0	1	.291
Tyler Fitzgerald ss	4	0	0	0	0	2	1	4	0	.315
Logan Wyatt 1b	4	0	1	0	0	0	6	0	1	.283
Jake Snider lf	4	0	0	0	0	0	3	0	1	.283
Danny Oriente dh	3	0	1	0	0	0	0	0	0	.332
Trey Leonard pr	0	0	0	0	0	0	0	0	0	.264
Zach Britton ph	1	0	0	0	0	1	0	0	0	.288
Drew Campbell rf	3	0	2	0	0	0	2	0	0	.309
Justin Lavey 2b	2	1	0	0	2	1	1	4	0	.286
Henry Davis c	4	1	1	0	0	0	11	0	3	.280
Luke Smith p	0	0	0	0	0	0	0	0	0	-
Michael McAvene p	0	0	0	0	0	0	0	0	0	-
Totals	32	2	6	1	2	5	27	8	7	

Score by Innings	1	2	3	4	5	6	7	8	9	R	H	E
Vanderbilt	0	0	1	0	0	0	0	0	2	3	6	1
Louisville	0	0	0	0	0	0	2	0	0	2	6	1

E - Duvall(1); Lavey(5). DP - Louisville 2. LOB - Vanderbilt 5; Louisville 7. 2B - Paul(23); DeMarco(18); Oriente(17); Campbell(15). HBP - Binelas. SH - Campbell(5). SB - Dunn(15); Lavey(20).

Vanderbilt	ip	h	r	er	bb	so	ab	bf	np	era	Louisville	ip	h	r	er	bb	so	ab	bf	np	era
Mason Hickman	6.0	2	0	0	2	3	20	23	102	2.08	Luke Smith	8.1	4	3	3	2	10	28	30	121	4.24
Jake Eder	2.0	3	2	1	0	0	8	9	32	2.97	Michael McAvene	0.2	2	0	0	1	1	4	5	15	2.73
Tyler Brown	1.0	1	0	0	0	2	4	4	16	2.31											

Win - Eder (2-0). Loss - Smith (6-1). Save - Brown (17).

WP - Hickman(3). HBP - by Hickman (Binelas). Inherited runners/scored: McAvene 1/1. Pitches/strikes: Hickman 102/62; Eder 32/21; Brown 16/13; Smith 121/73; McAvene 15/11.

Umpires - HP: Adam Dowdy 1B: Billy Haze 2B: Greg Charles 3B: Jeff Henrichs

Start: 6:20 pm Time: 3:04 Attendance: 24673

Weather: 81, sunny, wind E 7 mph

Game notes:

Vanderbilt advances to CWS Finals, where it will play Michigan.

Louisville eliminated.

NUMERICAL ROSTER

No.	Name	Pos.	B/T	Ht.	Wt.	Cl.	Hometown/High School
2	Harrison Ray	IF	R/R	5-11	200	Jr.	Longwood, Fla./Lake Brantley
3	Cooper Davis	OF	L/R	5-10	175	So.	Mississauga, Ontario/St. Aloysius Gonzaga
5	Philip Clarke	C	L/R	5-11	190	So.	Franklin, Tenn./Chris Presbyterian Academy
6	Tate Kolwyck	IF	R/R	5-11	185	Fr.	Memphis, Tenn./Arlington
8	Isaiah Thomas	OF	R/R	6-2	190	Fr.	Palm Beach Gardens, Fla./The Benjamin School
10	Ethan Paul	IF	L/R	5-10	180	Sr.	Bellevue, Wash./International School
11	Matt Hogan	OF	L/R	6-0	190	Fr.	Melville, N.Y./Half Hollow Hills East
12	Dominic Keegan	UTL	R/R	6-0	210	Fr.	Methuen, Mass./Central Catholic
13	Kiambu Fentress	OF	R/R	6-0	175	R-Jr.	Nashville, Tenn./Ensworth
16	Austin Martin	UTL	R/R	6-0	175	So.	Jacksonville, Fla./Trinity Christian Academy
17	Walker Grisanti	OF	L/R	5-11	195	Sr.	Collierville, Tenn./Christian Brothers
18	Pat DeMarco	OF	R/R	5-9	192	So.	Staten Island, N.Y./Winder-Barrow
19	Stephen Scott	UTL	L/R	5-11	200	Sr.	Cary, N.C./Cardinal Gibbons
20	Ty Duvall	C	L/R	5-10	185	Jr.	Lebanon, Ohio/Lebanon
21	Tyler Brown	RHP	R/R	6-4	233	So.	Ashland, Ohio/Olentangy Orange
22	Julian Infante	IF	R/R	6-3	210	Sr.	Miami, Fla./Westminister Christian
27	Ethan Smith	RHP	R/R	6-1	200	Fr.	Mt. Juliet, Tenn./Mt. Juliet
29	Patrick Raby	RHP	R/R	6-3	230	Sr.	Knoxville, Tenn./Farragut
30	Sterling Hayes	IF	R/R	6-1	190	Fr.	San Diego, Calif./Francis Parker
32	Hugh Fisher	LHP	R/L	6-5	187	So.	Eads, Tenn./Briarcrest Christian
33	Erik Kaiser	RHP	R/R	6-4	215	So.	Waterloo, Ill./Waterloo
34	Zach King	LHP	L/L	6-6	212	Jr.	Spring Hill, Tenn./Spring Hill
35	Jackson Gillis	LHP	R/L	6-3	235	Jr.	Wilmington, Mass./Wilmington
36	John Malcom	UTL	L/L	6-3	220	Fr.	West Bloomfield, Mich./Detroit Country Day
39	Jake Eder	LHP	L/L	6-4	220	So.	Ocean Ridge, Fla./Calvary Christian Academy
42	Justyn-Henry Malloy	UTL	R/R	6-2	210	Fr.	Bergenfield, N.J./St. Joseph Regional
43	Austin Becker	RHP	R/R	6-5	190	Fr.	Columbus, Ohio/Big Walnut
44	Mason Hickman	RHP	R/R	6-6	230	So.	Hendersonville, Tenn./Pope John Paul II
45	Chance Huff	RHP	R/R	6-4	210	Fr.	Niceville, Fla./Niceville
49	AJ Franklin	LHP	L/L	6-1	180	R-Jr.	Lebanon, Tenn./Wilson Central
51	JJ Bleday	OF	L/L	6-3	205	Jr.	Panama City Beach, Fla./A. Crawford Mosley
55	Joe Gobillot	LHP	L/L	6-6	228	R-Fr.	Houston, Texas/St. John's
66	Drake Fellows	RHP	L/R	6-5	216	Jr.	Plainfield, Ill./Joliet Catholic Academy
80	Kumar Rocker	RHP	R/R	6-4	255	Fr.	Athens, Ga./North Oconee
99	Jayson Gonzalez	IF	R/R	6-2	207	So.	Covina, Calif./Bishop Amat

Head Coach: 4 Tim Corbin (Ohio Wesleyan, 1984) - 17th Season at Vanderbilt
Associate Head Coach: 26 Scott Brown (SUNY-Cortland, 1999)
Assistant Coach: 24 Mike Baxter (Vanderbilt, 2005)
Volunteer Coach: 1 David Macias (Vanderbilt, 2008)
Athletic Trainer: Tracy Campbell (James Madison, 2008)
Strength & Conditioning Coach: Chris Ham (Illinois, 2005)
Director of Baseball Operations: Brooks Webb (Birmingham Southern, 2011)
Director of Player Development: Brandon Barak (Illinois, 2012)
Video Coordinator: Josh Ruchotzke (Vanderbilt, 2017)
Equipment Manager: Kevin Collins (Purdue, 2015)

PRONUNCIATION CHART

JJ Bleday _____ bleh-DAY
Jake Eder _____ EE-der
Kiambu Fentress _____ key-AHM-boo
Joe Gobillot _____ GAW-buh-lo
Walker Grisanti _____ greh-sahn-TEE
Tate Kolwyck _____ COLE-wick
Methuen, Massachusetts _____ METH-OO-EN
Patrick Raby _____ ray-BEE
Kumar Rocker _____ KOO-mar

ALPHABETICAL ROSTER

#	Name	Pos.	Yr.
43	Austin Becker	RHP	Fr.
51	JJ Bleday	OF	Jr.
21	Tyler Brown	RHP	So.
5	Philip Clarke	C	So.
3	Cooper Davis	OF	Jr.
18	Pat DeMarco	OF	So.
20	Ty Duvall	C	Jr.
39	Jake Eder	LHP	So.
66	Drake Fellows	RHP	Jr.
13	Kiambu Fentress	OF	R-Jr.
32	Hugh Fisher	LHP	So.
49	AJ Franklin	LHP	R-Jr.
35	Jackson Gillis	LHP	Jr.
55	Joe Gobillot	LHP	R-Fr.
99	Jayson Gonzalez	IF	So.
17	Walker Grisanti	OF	Sr.
30	Sterling Hayes	IF	Fr.
44	Mason Hickman	RHP	So.
11	Matt Hogan	OF	Fr.
45	Chance Huff	RHP	Fr.
22	Julian Infante	IF	Sr.
33	Erik Kaiser	RHP	So.
12	Dominic Keegan	UTL	Fr.
34	Zach King	LHP	Jr.
6	Tate Kolwyck	IF	Fr.
36	John Malcom	UTL	Fr.
42	Justyn-Henry Malloy	UTL	Fr.
16	Austin Martin	IF	So.
10	Ethan Paul	IF	Sr.
29	Patrick Raby	RHP	Sr.
2	Harrison Ray	IF	Jr.
80	Kumar Rocker	RHP	Fr.
19	Stephen Scott	UTL	Sr.
27	Ethan Smith	RHP	Fr.
8	Isaiah Thomas	OF	Fr.

EXPERIENCE BREAKDOWN

Seniors (5) _____ Grisanti, Infante, Paul, Raby, Scott
Redshirt Juniors (2) _____ Fentress, Franklin
Juniors (7) __ Bleday, Davis, Duvall, Fellows, Gillis, King, Ray
Sophomores (9) _____ Brown, Clarke, DeMarco, _____ Eder, Fisher, Gonzalez, Hickman, Kaiser, Martin
Redshirt Freshman (1) _____ Gobillot
Freshmen (11) _____ Becker, Hayes, Hogan, Huff, Keegan, _____ Kolwyck, Malcom, Malloy, Rocker, Smith, Thomas



Harrison Ray
So. ★ 5-11 ★ 200 ★ R/R
IF ★ Longwood, Fla.



Cooper Davis
So. ★ 5-10 ★ 175 ★ L/R
OF ★ Mississauga, Ontario



Philip Clarke
So. ★ 5-11 ★ 190 ★ L/R
C ★ Franklin, Tenn.



Tate Kolwyck
Fr. ★ 5-11 ★ 185 ★ R/R
IF ★ Memphis, Tenn.



Isaiah Thomas
Fr. ★ 6-2 ★ 190 ★ R/R
OF ★ Palm Beach Gardens, Fla.



Ethan Paul
Sr. ★ 5-10 ★ 180 ★ L/R
IF ★ Bellevue, Wash.



Matt Hogan
Fr. ★ 6-0 ★ 190 ★ L/R
OF ★ Melville, N.Y.



Dominic Keegan
Fr. ★ 6-0 ★ 210 ★ R/R
UTL ★ Methuen, Mass.



Kiambu Fentress
R-Jr. ★ 6-0 ★ 175 ★ R/R
OF ★ Nashville, Tenn.



Austin Martin
So. ★ 6-0 ★ 175 ★ R/R
UTL ★ Jacksonville, Fla.



Walker Grisanti
Sr. ★ 5-10 ★ 195 ★ L/R
OF ★ Collierville, Tenn.




Pat DeMarco
So. ★ 5-9 ★ 192 ★ R/R
OF ★ Staten Island, N.Y.




Stephen Scott
Sr. ★ 5-11 ★ 200 ★ L/R
UTL ★ Cary, N.C.




Ty Duval
Jr. ★ 5-10 ★ 185 ★ L/R
C ★ Lebanon, Ohio




Tyler Brown
So. ★ 6-4 ★ 233 ★ R/R
RHP ★ Ashland, Ohio




Julian Infante
Sr. ★ 6-3 ★ 210 ★ R/R
IF ★ Miami, Fla.



Ethan Smith
Fr. ★ 6-1 ★ 200 ★ R/R
RHP ★ Mt. Juliet, Tenn.




Patrick Raby
Sr. ★ 6-3 ★ 230 ★ R/R
RHP ★ Knoxville, Tenn.



Sterling Hayes
Fr. ★ 6-1 ★ 190 ★ R/R
IF ★ San Diego, Calif.



Hugh Fisher
So. ★ 6-5 ★ 187 ★ R/L
LHP ★ Eads, Tenn.



Erik Kaiser
So. ★ 6-4 ★ 215 ★ R/R
RHP ★ Waterloo, Ill.



Zach King
Jr. ★ 6-6 ★ 212 ★ L/L
LHP ★ Spring Hill, Tenn.



Jackson Gillis
So. ★ 6-3 ★ 235 ★ R/L
LHP ★ Wilmington, Mass.



John Malcom
Fr. ★ 6-3 ★ 220 ★ L/L
UTL ★ West Bloomfield, Mich.



Jake Eder
So. ★ 6-4 ★ 220 ★ L/L
LHP ★ Ocean Ridge, Fla.




Justyn-Henry Malloy
Fr. ★ 6-2 ★ 210 ★ R/R
UTL ★ Bergenfield, N.J.




Austin Becker
Fr. ★ 6-5 ★ 190 ★ R/R
RHP ★ Columbus, Ohio




Mason Hickman
So. ★ 6-6 ★ 230 ★ R/R
RHP ★ Hendersonville, Tenn.




Chance Huff
Fr. ★ 6-4 ★ 210 ★ R/R
RHP ★ Niceville, Fla.




AJ Franklin
R-Jr. ★ 6-1 ★ 180 ★ L/L
LHP ★ Lebanon, Tenn.




JJ Bleday
Jr. ★ 6-3 ★ 205 ★ L/L
OF ★ Panama City Beach, Fla.



Joe Gobillot
R-Fr. ★ 6-6 ★ 228 ★ L/L
LHP ★ Houston, Texas



Drake Fellows
So. ★ 6-5 ★ 216 ★ L/R
RHP ★ Plainfield, Ill.




Kumar Rocker
Fr. ★ 6-4 ★ 255 ★ R/R
RHP ★ Athens, Ga.




Jayson Gonzalez
So. ★ 6-2 ★ 207 ★ R/R
IF ★ Covina, Calif.




Tim Corbin
Head Coach
17th Season



Scott Brown
Associate Head Coach
7th Season



Mike Baxter
Hitting Coach
2nd Season



David Macias
Volunteer Assistant Coach
2nd Season