



# VANDERBILT

## 2019 BASEBALL GAME NOTES



Vanderbilt Athletic Communications ★ 2601 Jess Neely Dr. Nashville, TN 37212  
Baseball Contact: Andrew Pate ★ Cell: 713.387.9119 ★ Email: andrew.pate@vanderbilt.edu  
VUCommodores.com ★ Twitter: @VandyBoys

### 2019 SCHEDULE/RESULTS

OVERALL: 56-11 | SEC: 23-7 | H: 28-5 | A: 13-4 | N: 15-2

#### FEBRUARY (6-2)

|    |                              |                 |                      |
|----|------------------------------|-----------------|----------------------|
| 15 | vs. Virginia#                | W, 15-9         | Talking Stick, Ariz. |
| 16 | vs. #25 Cal State Fullerton# | W, 14-9         | Talking Stick, Ariz. |
| 17 | vs. #19 TCU#                 | L, 10-2         | Talking Stick, Ariz. |
| 20 | EVANSVILLE                   | W, 5-4          | Nashville, Tenn.     |
| 23 | PEPPERDINE                   | CANCELLED       | Nashville, Tenn.     |
| 24 | PEPPERDINE (G1)              | W, 6-3          | Nashville, Tenn.     |
| 24 | PEPPERDINE (G2)              | W, 6-2          | Nashville, Tenn.     |
| 26 | SE MISSOURI STATE            | W, 11-3         | Nashville, Tenn.     |
| 27 | AUSTIN PEAY                  | L, 7-6 (10 inn) | Nashville, Tenn.     |

#### MARCH (16-4)

|    |                     |         |                        |
|----|---------------------|---------|------------------------|
| 1  | DAYTON              | W, 11-3 | Nashville, Tenn.       |
| 2  | DAYTON (G1)         | W, 5-1  | Nashville, Tenn.       |
| 2  | DAYTON (G2)         | W, 2-0  | Nashville, Tenn.       |
| 5  | DAVIDSON            | W, 24-2 | Nashville, Tenn.       |
| 6  | ETSU                | W, 12-4 | Nashville, Tenn.       |
| 8  | ILLINOIS STATE      | W, 10-4 | Nashville, Tenn.       |
| 10 | ILLINOIS STATE (G1) | W, 9-1  | Nashville, Tenn.       |
| 10 | ILLINOIS STATE (G2) | L, 7-3  | Nashville, Tenn.       |
| 12 | SAMFORD             | W, 11-6 | Nashville, Tenn.       |
| 15 | at #19 Texas A&M*   | W, 7-4  | College Station, Texas |
| 16 | at #19 Texas A&M*   | L, 8-7  | College Station, Texas |
| 17 | at #19 Texas A&M*   | L, 7-0  | College Station, Texas |
| 19 | vs. Belmont^        | W, 3-0  | Nashville, Tenn.       |
| 21 | #14 FLORIDA*        | W, 5-0  | Nashville, Tenn.       |
| 22 | #14 FLORIDA*        | W, 15-2 | Nashville, Tenn.       |
| 23 | #14 FLORIDA*        | W, 14-2 | Nashville, Tenn.       |
| 26 | vs. Lipscomb^       | W, 15-1 | Nashville, Tenn.       |
| 29 | TENNESSEE*          | W, 4-2  | Nashville, Tenn.       |
| 30 | TENNESSEE*          | W, 10-4 | Nashville, Tenn.       |
| 31 | TENNESSEE*          | L, 7-6  | Nashville, Tenn.       |

#### APRIL (13-3)

|    |                     |                 |                     |
|----|---------------------|-----------------|---------------------|
| 2  | WESTERN KENTUCKY    | W, 5-4 (10 inn) | Nashville, Tenn.    |
| 5  | at #4 Georgia*      | W, 3-2 (11 inn) | Athens, Ga.         |
| 6  | at #4 Georgia*      | L, 8-3          | Athens, Ga.         |
| 7  | at #4 Georgia*      | L, 3-1          | Athens, Ga.         |
| 9  | at Middle Tennessee | W, 15-3         | Murfreesboro, Tenn. |
| 12 | #12 ARKANSAS*       | W, 3-2          | Nashville, Tenn.    |
| 13 | #12 ARKANSAS*       | W, 12-2         | Nashville, Tenn.    |
| 14 | #12 ARKANSAS*       | L, 14-12        | Nashville, Tenn.    |
| 16 | INDIANA STATE       | W, 7-1          | Nashville, Tenn.    |
| 19 | at Alabama*         | W, 7-4          | Tuscaloosa, Ala.    |
| 20 | at Alabama*         | W, 13-5         | Tuscaloosa, Ala.    |
| 21 | at Alabama*         | W, 2-0          | Tuscaloosa, Ala.    |
| 25 | #25 AUBURN*         | W, 12-6         | Nashville, Tenn.    |
| 26 | #25 AUBURN*         | W, 5-2          | Nashville, Tenn.    |
| 27 | #25 AUBURN*         | W, 9-5          | Nashville, Tenn.    |
| 30 | TENNESSEE TECH      | W, 21-10        | Nashville, Tenn.    |

#### MAY (15-1)

|    |                           |                 |                  |
|----|---------------------------|-----------------|------------------|
| 3  | at South Carolina*        | W, 22-11        | Columbia, S.C.   |
| 5  | at South Carolina (G1)*   | W, 9-3 (7 inn)  | Columbia, S.C.   |
| 5  | at South Carolina (G2)*   | W, 6-2 (7 inn)  | Columbia, S.C.   |
| 7  | at #4 Louisville          | W, 6-2          | Louisville, Ky.  |
| 10 | #21 MISSOURI*             | W, 5-2          | Nashville, Tenn. |
| 11 | #21 MISSOURI*             | L, 5-2          | Nashville, Tenn. |
| 12 | #21 MISSOURI*             | W, 7-2          | Nashville, Tenn. |
| 14 | MIDDLE TENNESSEE          | W, 5-2          | Nashville, Tenn. |
| 16 | at Kentucky*              | W, 16-10        | Lexington, Ky.   |
| 17 | at Kentucky*              | W, 12-4         | Lexington, Ky.   |
| 18 | at Kentucky*              | W, 7-4          | Lexington, Ky.   |
| 22 | vs. Auburn%               | W, 11-1 (8 inn) | Hoover, Ala.     |
| 23 | vs. #3 Mississippi State% | W, 1-0          | Hoover, Ala.     |
| 25 | vs. #16 LSU               | W, 13-4         | Hoover, Ala.     |
| 26 | vs. #22 Ole Miss          | W, 11-10        | Hoover, Ala.     |
| 31 | vs. Ohio State\$          | W, 8-2          | Nashville, Tenn. |

#### JUNE (6-1)

|    |                         |         |                  |
|----|-------------------------|---------|------------------|
| 1  | vs. #23 Indiana State\$ | W, 8-5  | Nashville, Tenn. |
| 2  | vs. #23 Indiana State\$ | W, 12-1 | Nashville, Tenn. |
| 7  | vs. Duke!               | L, 18-5 | Nashville, Tenn. |
| 8  | vs. Duke!               | W, 3-0  | Nashville, Tenn. |
| 9  | vs. Duke!               | W, 13-2 | Nashville, Tenn. |
| 16 | vs. Louisville+         | W, 3-1  | Omaha, Neb.      |
| 19 | vs. Mississippi State+  | W, 6-3  | Omaha, Neb.      |
| 21 | vs. Louisville+         | 6 p.m.  | Omaha, Neb.      |

# MLB4 Collegiate Baseball Tournament (Salt River Fields)

^ First Tennessee Park

\* Southeastern Conference game

% SEC Tournament

\$ NCAA Nashville Regional

! NCAA Nashville Super Regional

+ NCAA College World Series (Omaha, Neb.)

GAME 68

### VANDERBILT COMMODORES (56-11) vs. LOUISVILLE CARDINALS (51-17)

June 21, 2019 ★ 6 p.m. CT ★ Omaha, Nebraska ★ TD Ameritrade Park (24,000)

**VANDERBILT**  
Record: 56-11 Overall, 23-7 SEC  
Home / Away / Neutral: 28-5 / 13-4 / 15-2  
Rankings: D1: 2 | NCBWA: 2 | Coaches: 2  
BA: 2 | CB: 1 | PG: 2  
Head Coach: Tim Corbin  
Career Record: 843-491-1 (22nd)  
Record at Vanderbilt: 737-353-1 (17th)

**LOUISVILLE**  
Record: 51-17 Overall, 21-9 ACC  
Home / Away / Neutral: 33-8 / 15-4 / 3-5  
Rankings: D1: 11 | NCBWA: 10 | Coaches: 8  
BA: 11 | CB: 4 | PG: 10  
Head Coach: Dan McDonnell  
Career Record: 605-239 (13th)  
Record at Louisville: Same

**COLLEGE WORLD SERIES:** Vanderbilt is making its fourth appearance in the College World Series (2011, 2014, 2015, 2019). Vandy is 13-6 all-time at the event following a 6-3 victory against Mississippi State on Wednesday.

- ★ The Commodores 2014 championship run began with a 5-3 win against Louisville. The title was the first-ever men's national championship at Vanderbilt.
- ★ Vandy has won at least two games in each of its trips including finals appearances in 2014 and 2015.

**IN THE CARDS:** Vandy and Louisville meet for the third time this season and second at the CWS on Friday.

- ★ Commodore starter **Mason Hickman** limited the Cards to two runs in 5.2 innings in Louisville on May 7.
- ★ Vandy is 2-0 vs. Louisville this season despite batting .230 including .200 (7-for-35) with runners aboard.

**NCAA TOURNAMENT:** Vanderbilt has reached at least the super regionals in eight times in the last 10 seasons.

- ★ Vanderbilt is 65-39 all-time in the NCAA Tournament.
- ★ In eight NCAA Tournament games this season, the Does have batted .293, averaging 7.25 runs per game. Vandy pitching has limited foes to a .216 average.

**RECORD SETTERS:** Vanderbilt has set five single-season school records and could break others.

| ★ | Category              | 2019 | Previous Record |
|---|-----------------------|------|-----------------|
|   | Home Runs             | 97   | 86 (1985)       |
|   | RBIs                  | 526  | 443 (2007)      |
|   | Walks                 | 372  | 322 (1989)      |
|   | Runs                  | 559  | 491 (2007)      |
|   | Strikeouts (pitching) | 720  | 703 (2015)      |

**50-GAME WINNERS:** Vandy leads the nation with 56 wins.

- ★ Vandy set a single-season program wins mark with its 55th, coming Sunday against Louisville.
- ★ The Does have won 50 games six times in program history (2007, 2011, 2013, 2014, 2015, 2019).
- ★ Vanderbilt closed its season with nine straight SEC road victories, the longest streak in team history.

| Rk.  | Year | All-Time Wins | Postseason           |
|------|------|---------------|----------------------|
| 1.   | 2019 | 56-11         | College World Series |
| t-2. | 2011 | 54-12         | College World Series |
| t-2. | 2013 | 54-12         | NCAA Super Regional  |
| t-2. | 2007 | 54-13         | NCAA Regional        |
| t-5. | 2014 | 51-21         | CWS Champion         |
| t-5. | 2015 | 51-21         | CWS Runner-Up        |

**SEC CHAMPS:** Vandy won the SEC regular season outright and SEC Tournament. It marked the first time the feat has been accomplished since the Commodores did so in 2007.

- ★ Vandy's 23 conference wins were its second most in program history. The Commodores have won 20 league games four times (2007, 2011, 2013, 2019).

**AGAINST THE FIELD:** Vandy is a combined 10-1 vs. CWS teams this season following 6-3 win against Mississippi State on Wednesday afternoon at the event.

- ★ In 11 games against College World Series teams, the Does have batted .314, averaging 7.27 runs per game. Vandy pitching posted a 3.49 ERA.

**SURGING:** Vandy has won 32 of its last 35 games including posting win streaks of 12 games and 13 games. Here's a look at how the Commodores have fared in their last 35 games (April 9-present):

| ★ | Category     | Vanderbilt | Opponents |
|---|--------------|------------|-----------|
|   | Average      | .325       | .234      |
|   | Hits         | 401        | 273       |
|   | Stolen Bases | 46-55      | 13-18     |
|   | Fielding %   | .979       | .973      |
|   | ERA          | 3.80       | 8.48      |

**THE STREAK CONTINUES:** Vandy's current streak of 14 consecutive NCAA Tournament appearances is the second-longest nationally, trailing only Florida State (42).

**CWS NUGGETS:** A closer look at some notables from Vanderbilt's 2-0 start at the College World Series:

- ★ **Austin Martin** and **Stephen Scott** are the first teammates with two-homer games in a CWS since Texas' Cameron Rupp and Russell Moldenhaur (2009).
- ★ Vandy became the seventh team to win its opening game in each of its first four CWS appearances.
- ★ With four homers at the CWS, the Commodores have surpassed Indiana for the national lead (97).

**THE .400 CLUB:** **Austin Martin** is looking to become the first Commodore since Warner Jones (2004) to bat above .400 in a season. He's also seeking to become the fifth Dore in the last 20 years to lead the SEC in average.

| ★ | Year | SEC Leader     | Average |
|---|------|----------------|---------|
|   | 1999 | Hunter Bledsoe | .459    |
|   | 2004 | Warner Jones   | .414    |
|   | 2009 | Aaron Westlake | .377    |
|   | 2013 | Tony Kemp      | .391    |

**ON THE OFFENSIVE:** Vanderbilt leads the SEC in average (.316), slugging (.525), on-base percentage (.417), triples (19) and RBIs (526), runs (559) and home runs (97).

- ★ The Does have scored 10-plus runs 26 times. Three players rank within the top 10 for runs scored (**Austin Martin**, **JJ Bleday**, **Stephen Scott**) including Martin who sits atop with 86.

**PITCHING PROWESS:** Vandy pitching enters Friday second nationally with 10.9 strikeouts/nine innings.

- ★ Vanderbilt ranks 12th nationally and fourth in the SEC with a 2.83 strikeout-to-walk ratio.

**NO. 4, MR. TIM CORBIN:** Head coach **Tim Corbin** is in his 17th season (2003-present) at the helm. Corbin has led the Commodores to 15 NCAA Tournaments, nine Super Regionals, four College World Series, one national championship (2014) and one runner-up (2015).

- ★ Corbin is 737-353-1 (.676) at Vandy and became the program's all-time winningest coach with a 9-4 victory on March 4, 2018 against Houston.
- ★ Under Corbin, 48 players have been named an All-American including 14 who have received first-team recognition.
- ★ In the Corbin era, 23 players have gone on to play in the Major Leagues, the most in the SEC since 2003.

**LET THE KIDS PLAY:** Vanderbilt's freshman class was ranked No. 2 nationally by Baseball America.

- ★ Six players appeared on the 2018 BA500, which ranks the best 500 players in the draft class.
- ★ Eight freshmen made their collegiate debuts on opening weekend. **Justyn-Henry Malloy** registered a pinch-hit RBI single and **Sterling Hayes** scored a run among notables.

**DORES ON TOP:** In 2017, D1Baseball.com recognized Vanderbilt as the No. 2 program nationally in the publication's bi-annual Top 100 rankings.

- ★ The list is designed to assess the overall health of programs in the current era with the ultimate goal of identifying "the programs in the best shape right now, with an eye towards the next five to 10 years."
- ★ The Commodores were ranked the nation's top program in D1Baseball's inaugural rankings (2015).

**WELCOME TO THE HAWK:** The Commodores have been tough to beat at Hawkins Field since the facility opened its gates in 2002. Vanderbilt boasts a 469-165-1 (.739) all-time record at its home including a 361-106-1 (.772) mark since the start of the 2007 season.

- ★ The Dores won all eight regular season home series this season and won 6-of-7 in 2018. Vandy has won 54-of-66 three-game sets at The Hawk since 2011.

**SEC RECORD DRAFT:** Vandy matched an SEC record (2016 Texas A&M; 2018 Kentucky) and set a school record with 13 players selected in the MLB Draft.

| Rd.  | Name           | Pos. | Team         |
|------|----------------|------|--------------|
| 1st  | JJ Bleday      | OF   | Miami        |
| 6th  | Drake Fellows  | RHP  | San Diego    |
| 9th  | Philip Clarke  | C    | Toronto      |
| 9th  | Ethan Paul     | SS   | Pittsburgh   |
| 10th | Stephen Scott  | OF   | Boston       |
| 13th | Zach King      | LHP  | Miami        |
| 13th | Jackson Gillis | LHP  | Milwaukee    |
| 16th | Joe Gobillot   | LHP  | Tampa Bay    |
| 17th | AJ Franklin    | LHP  | Kansas City  |
| 17th | Patrick Raby   | RHP  | Cincinnati   |
| 17th | Pat DeMarco    | OF   | N.Y. Yankees |
| 25th | Ty Duvall      | C    | Oakland      |
| 36th | Julian Infante | 1B   | Miami        |

**REVENGE TOUR:** Vanderbilt went 3-15 in 2018 against Belmont, Lipscomb, Florida, Auburn, MTSU, Tennessee Tech, South Carolina, Louisville and Missouri. The Dores are 19-1 vs. those teams in 2019 including a 3-1 win against the Cardinals on Sunday at the CWS.

**DE-FENSE:** Vanderbilt leads the SEC and ranks seventh in the nation with a .981 fielding percentage.

- ★ The school record for fielding percentage is .981 and was set last year as the Dores finished fifth nationally.

**MAJOR LEAGUE DORES:** In total, 13 former players made an MLB appearance in 2018, a mark that ranks second nationally and first in the SEC.

- ★ A total of 13 Dores have made an MLB appearance in 2019 including six pitchers with at least one start.

**SENIOR LEADERS:** Vandy's five-member senior class is its largest since carrying seven in 2008.

- ★ The unit has helped Vandy to 168 victories, three NCAA Regionals and two Super Regionals. The unit is looking for its first trip to the College World Series.

## VANDERBILT RECORD WHEN...

**2019**

|                                   |                |
|-----------------------------------|----------------|
| SEC Standing                      | 1st, +2.0      |
| SEC East Standing                 | 1st, +2.0      |
| Home/Road/Neutral                 | 28-5/13-4/15-2 |
| Day/Night                         | 26-10/30-1     |
| vs. RH/LH starters                | 37-6/19-5      |
| Leading after 6 innings           | 51-3           |
| Tied after 6 innings              | 3-0            |
| Trailing after 6 innings          | 2-8            |
| Leading after 7 innings           | 48-3           |
| Tied after 7 innings              | 3-0            |
| Trailing after 7 innings          | 3-8            |
| Leading after 8 innings           | 49-2           |
| Tied after 8 innings              | 2-1            |
| Trailing after 8 innings          | 2-8            |
| Vanderbilt scores first           | 39-4           |
| Opponents score first             | 17-7           |
| Shutouts                          | 6-1            |
| Scoring less than 3 runs          | 3-4            |
| Scoring 3 to 5 runs               | 13-3           |
| Scoring 6 or more runs            | 39-4           |
| Vanderbilt hits HR/hit 0 HR       | 42-7/13-4      |
| 1-run/2-run games                 | 6-3/4-2        |
| Walk-offs                         | 2-1            |
| Extra innings (home/road/neutral) | 2-1/0-0/0-0    |
| Series openers/finales            | 14-0/8-6       |
| Series W-L (home)                 | 8-0            |
| Series W-L (road)                 | 3-2            |
| Series W-L (neutral)              | 1-0            |
| Series W-L (total)                | 12-2           |
| Three-game sweeps (home/road)     | 6-0/0-0        |
| Come-from-behind-wins             | 18             |

## UPCOMING MILESTONES

|                |                              |
|----------------|------------------------------|
| Julian Infante | 150 Career RBIs (143)        |
| Ethan Paul     | 400 Career Total Bases (398) |
| Harrison Ray   | 100 Games Started (99)       |

## VANDY TEAM LEADERS

### Batting

|         |                                 |
|---------|---------------------------------|
| Hits    | Austin Martin (103)             |
| Doubles | Ethan Paul (22)                 |
| Triples | Austin Martin/Philip Clarke (4) |
| HR      | JJ Bleday (26)                  |
| RBIs    | Ethan Paul (71)                 |
| Runs    | Austin Martin (86)              |
| SB      | Harrison Ray (21)               |
| BB      | JJ Bleday (57)                  |
| AVG     | Austin Martin (.409)            |
| OBP     | Austin Martin (.502)            |
| SLG     | JJ Bleday (.719)                |

### Pitching

|                              |                       |
|------------------------------|-----------------------|
| ERA (reliever, min. 15.0 IP) | Tyler Brown (2.36)    |
| ERA (starter)                | Mason Hickman (2.23)  |
| Wins                         | Drake Fellows (13)    |
| Saves                        | Tyler Brown (16)      |
| Appearances                  | Tyler Brown (29)      |
| Starts                       | Drake Fellows (18)    |
| Innings (reliever)           | Tyler Brown (45.2)    |
| Innings (starter)            | Drake Fellows (111.0) |
| Strikeouts (reliever)        | Tyler Brown (61)      |
| Strikeouts (starter)         | Drake Fellows (126)   |

## VANDERBILT IN THE NATIONAL RANKINGS

| DATE      | BA | NCBWA | CB | USA | D1 | PG |
|-----------|----|-------|----|-----|----|----|
| Preseason | 1  | 1     | 2  | 2   | 1  | 3  |
| Feb. 18   | 1  | 2     | 2  | 2   | 1  | 3  |
| Feb. 25   | 1  | 2     | 2  | 2   | 1  | 3  |
| March 4   | 1  | 1     | 2  | 1   | 1  | 2  |
| March 11  | 1  | 1     | 4  | 2   | 1  | 2  |
| March 18  | 5  | 5     | 6  | 6   | 8  | 6  |
| March 25  | 4  | 4     | 5  | 5   | 6  | 5  |
| April 1   | 3  | 3     | 5  | 4   | 5  | 4  |
| April 8   | 6  | 7     | 6  | 7   | 7  | 7  |
| April 15  | 6  | 5     | 6  | 5   | 6  | 6  |
| April 22  | 5  | 4     | 5  | 4   | 5  | 5  |
| April 29  | 3  | 2     | 2  | 2   | 4  | 4  |
| May 6     | 2  | 2     | 2  | 2   | 3  | 2  |
| May 13    | 2  | 2     | 2  | 2   | 2  | 2  |
| May 20    | 2  | 2     | 2  | 2   | 2  | 2  |
| May 27    | 2  | 2     | 2  | 2   | 2  | 2  |
| June 3    | -- | --    | 2  | --  | -- | -- |
| June 10   | -- | --    | 1  | --  | -- | -- |
| FINAL     |    |       |    |     |    |    |

**\*For consistency, Vanderbilt uses the D1Baseball.com (D1) poll as its primary ranking.**

## UPCOMING SCHEDULE AND PROBABLE PITCHING MATCHUPS

| DATE          | OPPONENT   | VANDERBILT STARTER                | OPPOSING STARTER               |
|---------------|------------|-----------------------------------|--------------------------------|
| Fri., June 21 | Louisville | RHP Mason Hickman (8-0, 2.23 ERA) | RHP Luke Smith (6-0, 4.37 ERA) |

## BATTING NOTES

### 51 ★ JJ Bleday, OF

L/L

6-3

205 lbs.

Jr.

Panama City Beach, Fla.

| Year  | avg  | gp-gs   | ab  | r   | h   | 2b | 3b | hr | rbi | tb  | slg% | bb  | hbp | so  | gdp | ob%  | sf | sh | sb-att | po  | a | e | fld%  |
|-------|------|---------|-----|-----|-----|----|----|----|-----|-----|------|-----|-----|-----|-----|------|----|----|--------|-----|---|---|-------|
| 2017  | .256 | 51-48   | 164 | 23  | 42  | 8  | 0  | 2  | 22  | 56  | .341 | 34  | 0   | 26  | 2   | .384 | 0  | 0  | 0-2    | 83  | 4 | 4 | .956  |
| 2018  | .368 | 39-35   | 133 | 26  | 49  | 5  | 1  | 4  | 15  | 68  | .511 | 31  | 2   | 23  | 4   | .494 | 0  | 0  | 2-3    | 72  | 1 | 0 | 1.000 |
| 2019  | .358 | 67-67   | 260 | 78  | 93  | 14 | 1  | 26 | 70  | 187 | .719 | 57  | 5   | 53  | 4   | .473 | 6  | 1  | 1-2    | 100 | 2 | 2 | .981  |
| TOTAL | .330 | 157-150 | 557 | 127 | 184 | 27 | 2  | 32 | 107 | 311 | .558 | 122 | 7   | 102 | 10  | .452 | 6  | 1  | 3-7    | 255 | 7 | 6 | .978  |

- ★ 2019 Awards: SEC Player of the Year, SEC Tournament MVP, First-Team All-SEC, Golden Spikes Finalist, Collegiate Baseball First-Team All-American.
- ★ Selected fourth overall by the Miami Marlins in the MLB Draft ... Named the Cape Cod League's top pro prospect by scouts last summer.
- ★ Second in single-season runs scored (78), trailing teammate Austin Martin (86) ... Tied for fourth in single-season RBIs (70), four off the program record.
- ★ National leader in home runs (26) ... Vanderbilt's all-time single-season home run leader ... Swatted 20 homers in his last 43 games.
- ★ Has reached base in 47 consecutive games (March 19-present) ... Capped the season reaching base in 27 consecutive SEC games (March 22-present).
- ★ Looking to become the first Commodore since Scotti Madison (1979), who finished with 15, to lead the SEC in home runs.
- ★ Has reached base in 93 of his last 94 games including 47 consecutive on two different occasions ... Walked in 25 of his last 32 games.
- ★ Leads the SEC in home runs (26), slugging percentage (.719) and total bases (187)... Second in RBIs (70) and runs scored (78).
- ★ Led Vandy with a .368 average, .511 slugging percentage and .494 on-base percentage in 2018.

### 5 ★ Philip Clarke, C

L/R

5-11

190 lbs.

So.

Franklin, Tenn.

| Year  | avg  | gp-gs   | ab  | r  | h   | 2b | 3b | hr | rbi | tb  | slg% | bb | hbp | so | gdp | ob%  | sf | sh | sb-att | po  | a  | e | fld%  |
|-------|------|---------|-----|----|-----|----|----|----|-----|-----|------|----|-----|----|-----|------|----|----|--------|-----|----|---|-------|
| 2018  | .294 | 58-49   | 218 | 28 | 64  | 16 | 0  | 6  | 36  | 98  | .450 | 27 | 5   | 40 | 4   | .382 | 1  | 1  | 4-6    | 111 | 15 | 0 | 1.000 |
| 2019  | .298 | 66-66   | 262 | 46 | 78  | 13 | 4  | 8  | 68  | 123 | .469 | 30 | 7   | 40 | 5   | .381 | 3  | 0  | 3-5    | 395 | 63 | 4 | .991  |
| TOTAL | .296 | 124-115 | 480 | 74 | 142 | 29 | 4  | 14 | 104 | 221 | .460 | 57 | 12  | 80 | 9   | .382 | 4  | 1  | 7-11   | 506 | 78 | 4 | .993  |

- ★ Selected in ninth round (pick 267) of the 2019 MLB Draft by Toronto ... 2019 First-Team All-SEC ... One of 14 Buster Posey Semifinalists (best catcher).
- ★ Tied for eighth in Vandy single-season RBIs (68), six off the program record (Warner Jones - 2004; Clinton Johnston - 1998).
- ★ Provided the game winning RBI-single with two outs and the bases loaded in the ninth inning against Ole Miss in the SEC Tournament championship.
- ★ Has recorded a hit in 24 of his last 34 games and multiple hits in 17 of the last 32 games ... Tied for third in the SEC with 68 RBIs.
- ★ Batting .327 (35-for-107) with runners in scoring position ... 14 multi-hit performances and batted .395 (15-for-38) with two outs in SEC games.
- ★ Named a 2018 Collegiate Baseball Freshman All-American after leading Vanderbilt with 16 doubles in 58 appearances and 49 starts.
- ★ Batted .294 and finished third on the team with 18 multi-hit games in 2018 ... Was second in overall games with 20 two-out RBIs.
- ★ Finished second on the squad with for hits (35) and batting average (.302) in 2018 SEC play ... Made 36 starts at designated hitter and 13 starts at catcher.

### 3 ★ Cooper Davis, OF

L/R

5-10

185 lbs.

So.

Mississauga, Ontario

| Year  | avg  | gp-gs | ab  | r  | h  | 2b | 3b | hr | rbi | tb | slg% | bb | hbp | so | gdp | ob%  | sf | sh | sb-att | po | a | e | fld%  |
|-------|------|-------|-----|----|----|----|----|----|-----|----|------|----|-----|----|-----|------|----|----|--------|----|---|---|-------|
| 2018  | .182 | 9-3   | 11  | 3  | 2  | 0  | 0  | 0  | 4   | 2  | .182 | 2  | 0   | 1  | 0   | .286 | 1  | 0  | 1-1    | 3  | 0 | 0 | 1.000 |
| 2019  | .331 | 35-31 | 121 | 26 | 40 | 7  | 2  | 0  | 19  | 51 | .421 | 23 | 1   | 19 | 4   | .441 | 0  | 5  | 6-7    | 53 | 1 | 0 | 1.000 |
| TOTAL | .318 | 44-34 | 132 | 29 | 42 | 7  | 2  | 0  | 23  | 53 | .402 | 25 | 1   | 20 | 4   | .428 | 1  | 5  | 7-8    | 56 | 1 | 0 | 1.000 |

- ★ Has reached base in 31 of 35 games this season... Has logged a hit in 25 of 35 games this season.
- ★ Batting .371 (13-for-35) with two outs, .365 (19-for-52) with runners on base and .345 (10-for-29) with runners in scoring position.
- ★ Played in nine games (three starts) before suffering a broken wrist while making a diving attempt in pregame during late April a season ago.
- ★ Recorded his first collegiate hit, run and RBI on Feb. 21 while going 1-for-2 against Presbyterian ... Drew his first walk on Feb. 23 against UMass-Lowell.
- ★ Struck out just once in 11 plate appearances in 2018 ... Played the outfield in six of his nine appearances.
- ★ First Vanderbilt player in the Tim Corbin era to hail from Canada ... Played for the Canadian Jr. National U18 Team in 2017.
- ★ Drafted by the Toronto Blue Jays in the 25th round of the 2017 MLB Draft ... Played for the Toronto Blue Jays Tournament 12 team from 2013-2016.

### 18 ★ Pat DeMarco, OF

R/R

5-11

205 lbs.

So.

Staten Island, N.Y.

| Year  | avg  | gp-gs   | ab  | r  | h   | 2b | 3b | hr | rbi | tb  | slg% | bb | hbp | so  | gdp | ob%  | sf | sh | sb-att | po  | a | e | fld%  |
|-------|------|---------|-----|----|-----|----|----|----|-----|-----|------|----|-----|-----|-----|------|----|----|--------|-----|---|---|-------|
| 2018  | .277 | 62-62   | 242 | 48 | 67  | 12 | 2  | 11 | 43  | 116 | .479 | 23 | 6   | 53  | 1   | .353 | 1  | 0  | 10-13  | 108 | 5 | 1 | .991  |
| 2019  | .295 | 49-49   | 190 | 45 | 56  | 17 | 3  | 6  | 47  | 97  | .511 | 23 | 4   | 58  | 4   | .377 | 3  | 0  | 6-9    | 102 | 0 | 0 | 1.000 |
| TOTAL | .285 | 111-111 | 432 | 93 | 123 | 29 | 5  | 17 | 90  | 213 | .493 | 46 | 10  | 111 | 5   | .364 | 4  | 0  | 16-22  | 210 | 5 | 1 | .995  |

- ★ Selected in the 17th round (pick 525) of the MLB Draft by the New York Yankees ... 2019 SEC All-Tournament Team.
- ★ Registered a hit in 31 of his last 39 games (March 2-present) ... Tied a Vanderbilt NCAA Tournament record with three walks vs. Ohio State.
- ★ Recorded 36 hits and 31 RBIs over his last 28 games ... Four homers in his last 19 games including a three-run shot in the SEC Tournament title game.
- ★ Batting .329 (54-for-164) while reaching base 77 times over his last 44 games after hitting just .091 (2-for-22) during the first five games of the year.
- ★ Named a 2018 Collegiate Baseball Freshman All-American after leading the Commodores with 48 runs and 116 total bases.
- ★ Paced the Dores with 23 RBIs and was second with seven home runs in 30 SEC starts in 2018.
- ★ Finished second on the squad in multi-hit games (19) and multi-RBI games (13) in 2018... Was one of two players (Ethan Paul) to start all 62 games.

## BATTING NOTES CONTINUED

### 20 ★ Ty Duvall, C

L/R

5-11

190 lbs.

Jr.

Lebanon, Ohio

| Year  | avg  | gp-gs  | ab  | r  | h  | 2b | 3b | hr | rbi | tb  | slg% | bb | hbp | so | gdp | ob%  | sf | sh | sb-att | po  | a  | e | fld%  |
|-------|------|--------|-----|----|----|----|----|----|-----|-----|------|----|-----|----|-----|------|----|----|--------|-----|----|---|-------|
| 2017  | .375 | 17-4   | 24  | 6  | 9  | 3  | 0  | 0  | 6   | 12  | .500 | 6  | 1   | 6  | 1   | .516 | 0  | 0  | 0-0    | 63  | 3  | 1 | .985  |
| 2018  | .270 | 31-15  | 63  | 13 | 17 | 3  | 1  | 3  | 10  | 31  | .492 | 15 | 0   | 19 | 2   | .405 | 1  | 0  | 1-1    | 152 | 11 | 1 | .994  |
| 2019  | .286 | 59-31  | 175 | 34 | 50 | 11 | 0  | 5  | 41  | 76  | .434 | 40 | 6   | 43 | 1   | .430 | 2  | 0  | 0-1    | 244 | 22 | 0 | 1.000 |
| TOTAL | .290 | 107-50 | 262 | 53 | 76 | 17 | 1  | 8  | 57  | 119 | .454 | 61 | 7   | 68 | 4   | .432 | 3  | 0  | 1-2    | 459 | 36 | 2 | .996  |

★ Selected in the 25th round (pick 764) of the MLB Draft by the Oakland Athletics.

★ Has logged 15 RBIs in his last 12 games ... Has posted a hit in 13 of his last 16 games ... Swatted a pair of homers in his last 10 games.

★ Has matched a career-high four RBIs twice in the last 10 games ... Crushed a grand slam in Vandy's 12-1 win vs. Indiana State at the Nashville Regional.

★ Collected a combined five hits in the SEC Tournament semifinals and finals ... Went from batting .256 (May 12) to .286 (presently).

★ Three-year team captain at Lebanon HS in Lebanon, Ohio ... Top prospect in the state of Ohio in 2016 according to Perfect Game.

### 13 ★ Kiambu Fentress, OF

R/R

6-0

175 lbs.

R-Jr.

Nashville, Tenn.

| Year  | avg  | gp-gs | ab | r | h | 2b | 3b | hr | rbi | tb | slg% | bb | hbp | so | gdp | ob%  | sf | sh | sb-att | po | a | e | fld%  |
|-------|------|-------|----|---|---|----|----|----|-----|----|------|----|-----|----|-----|------|----|----|--------|----|---|---|-------|
| 2017  | .250 | 6-0   | 4  | 0 | 1 | 0  | 0  | 0  | 0   | 1  | .250 | 0  | 0   | 0  | 0   | .250 | 0  | 0  | 0-0    | 1  | 0 | 0 | 1.000 |
| 2018  | .000 | 10-0  | 5  | 2 | 0 | 0  | 0  | 0  | 1   | 0  | .000 | 0  | 0   | 2  | 0   | .000 | 0  | 0  | 0-0    | 2  | 0 | 0 | 1.000 |
| 2019  | .125 | 20-2  | 8  | 5 | 1 | 0  | 0  | 0  | 0   | 1  | .125 | 3  | 1   | 3  | 0   | .417 | 0  | 3  | 2-2    | 5  | 0 | 1 | .833  |
| TOTAL | .118 | 36-2  | 17 | 7 | 2 | 0  | 0  | 0  | 1   | 2  | .118 | 3  | 1   | 5  | 0   | .286 | 0  | 3  | 2-2    | 8  | 0 | 1 | .889  |

★ Made his first career start March 19 vs. Belmont ... Worked a career-high three walks vs. Lipscomb ... Had a stolen base vs. Western Kentucky.

★ Appeared in 10 games including six stints in the outfield and three opportunities as a pinch hitter in 2018 ... Did not record a hit in five at-bats.

★ Legged out an infield single at Middle Tennessee on April 18, 2017, for his first career hit ... Made his collegiate debut in LF against UT Martin April 4, 2017.

### 99 ★ Jayson Gonzalez, INF

R/R

6-2

205 lbs.

So.

Covina, Calif.

| Year  | avg  | gp-gs | ab  | r  | h  | 2b | 3b | hr | rbi | tb | slg% | bb | hbp | so | gdp | ob%  | sf | sh | sb-att | po | a  | e  | fld% |
|-------|------|-------|-----|----|----|----|----|----|-----|----|------|----|-----|----|-----|------|----|----|--------|----|----|----|------|
| 2018  | .225 | 44-39 | 138 | 21 | 31 | 3  | 0  | 5  | 28  | 49 | .355 | 11 | 1   | 56 | 4   | .287 | 0  | 0  | 1-1    | 13 | 51 | 9  | .877 |
| 2019  | .357 | 25-13 | 56  | 14 | 20 | 2  | 0  | 1  | 10  | 25 | .446 | 11 | 1   | 21 | 1   | .471 | 0  | 0  | 2-2    | 8  | 21 | 5  | .853 |
| TOTAL | .263 | 69-52 | 194 | 35 | 51 | 5  | 0  | 6  | 38  | 74 | .381 | 22 | 2   | 77 | 5   | .344 | 0  | 0  | 3-3    | 21 | 72 | 14 | .869 |

★ Has scored at least one run in 10 games ... Has drawn 11 walks in his last 21 games... Has reached base in 17 of 25 games.

★ Has registered seven multi-hit games and logged a hit in nine of his last 14 games including an RBI-single against Tennessee Tech.

★ Reached base in all three games on opening weekend ... Recorded two hits, two RBIs and two runs vs. Virginia and two hits vs. Cal State Fullerton.

★ Made 44 appearances (39 starts) while batting .225 with 28 RBIs and 21 runs in 2018 ... Batted .300 with 16 RBIs and three homers over his first 19 games.

★ Was the only Commodore to produce multiple four-hit games, coming on Feb. 24, 2018, against UMass-Lowell and Feb. 27, 2018, against Austin Peay.

### 18 ★ Walker Grisanti, OF

L/R

5-10

190 lbs.

Sr.

Collierville, Tenn.

| Year  | avg  | gp-gs | ab  | r  | h  | 2b | 3b | hr | rbi | tb | slg% | bb | hbp | so | gdp | ob%  | sf | sh | sb-att | po | a | e | fld%  |
|-------|------|-------|-----|----|----|----|----|----|-----|----|------|----|-----|----|-----|------|----|----|--------|----|---|---|-------|
| 2016  | .349 | 30-10 | 43  | 12 | 15 | 4  | 2  | 1  | 10  | 26 | .605 | 9  | 2   | 19 | 0   | .481 | 0  | 0  | 0-1    | 19 | 0 | 0 | 1.000 |
| 2017  | .267 | 21-2  | 30  | 7  | 8  | 2  | 0  | 0  | 4   | 10 | .333 | 2  | 1   | 17 | 0   | .333 | 0  | 1  | 0-0    | 4  | 0 | 0 | 1.000 |
| 2018  | .139 | 21-10 | 36  | 12 | 5  | 1  | 0  | 1  | 5   | 9  | .250 | 18 | 3   | 16 | 0   | .448 | 1  | 1  | 2-3    | 12 | 0 | 0 | 1.000 |
| 2019  | .333 | 19-1  | 21  | 5  | 7  | 2  | 1  | 1  | 6   | 14 | .667 | 5  | 0   | 9  | 0   | .462 | 0  | 1  | 0-0    | 5  | 0 | 0 | 1.000 |
| TOTAL | .269 | 91-23 | 130 | 36 | 35 | 9  | 3  | 3  | 25  | 59 | .454 | 34 | 6   | 61 | 0   | .439 | 1  | 3  | 2-4    | 40 | 0 | 0 | 1.000 |

★ Belted a one-out, pinch-hit, game-tying home run in the ninth inning at No. 4 Georgia on April 5, helping lift Vandy to a 3-2 win in 11 innings.

★ Went a combined 6-for-8 with five RBIs vs. Davidson and ETSU ... Finished a home run shy of the cycle alongside three RBIs vs. ETSU on March 6.

★ Appeared in 21 games and made 10 starts for the Commodores in 2018 ... Nine of his 10 starts came in left field with the other at designated hitter.

★ His 18 walks in 2018 led the team among reserves ... Drew a free pass in 14 of his 21 appearances including a season-high three at UCLA on March 9.

★ Clubbed the game-winning home run in the top of the ninth against No. 1 Texas A&M at the 2016 SEC Tournament.

### 30 ★ Sterling Hayes, INF

R/R

6-1

190 lbs.

Fr.

San Diego, Calif.

| Year  | avg  | gp-gs | ab | r | h | 2b | 3b | hr | rbi | tb | slg% | bb | hbp | so | gdp | ob%  | sf | sh | sb-att | po | a | e | fld%  |
|-------|------|-------|----|---|---|----|----|----|-----|----|------|----|-----|----|-----|------|----|----|--------|----|---|---|-------|
| 2019  | .000 | 5-0   | 2  | 2 | 0 | 0  | 0  | 0  | 0   | 0  | .000 | 2  | 0   | 1  | 0   | .500 | 0  | 0  | 0-0    | 2  | 2 | 0 | 1.000 |
| TOTAL | .000 | 5-0   | 2  | 2 | 0 | 0  | 0  | 0  | 0   | 0  | .000 | 2  | 0   | 1  | 0   | .500 | 0  | 0  | 0-0    | 2  | 2 | 0 | 1.000 |

★ Has made five appearances, drawing a walk and scoring a run on Feb. 16 vs. Cal State Fullerton and March 5 vs. Davidson.

★ Lettered four years in baseball at Francis Parker High School under coach David Glassey ... Also lettered in football two years in high school.

★ Recognized as California's No. 16 shortstop in the class of 2018 by Perfect Game ... Named 2018 first-team All-San Diego County.

★ Batted a career .318 including an impressive .475 on-base percentage across 124 games ... Recognized on the San Diego All-Academic Team all four years.



## BATTING NOTES CONTINUED

### 11 ★ Matt Hogan, OF

L/R

6-0

190 lbs.

Fr.

Melville, N.Y.

| Year  | avg  | gp-gs | ab | r | h | 2b | 3b | hr | rbi | tb | slg% | bb | hbp | so | gdp | ob%  | sf | sh | sb-att | po | a | e | fld% |
|-------|------|-------|----|---|---|----|----|----|-----|----|------|----|-----|----|-----|------|----|----|--------|----|---|---|------|
| 2019  | .000 | 4-0   | 4  | 1 | 0 | 0  | 0  | 0  | 0   | 0  | .000 | 1  | 0   | 2  | 0   | .200 | 0  | 0  | 0-0    | 0  | 0 | 0 | .000 |
| TOTAL | .000 | 4-0   | 4  | 1 | 0 | 0  | 0  | 0  | 0   | 0  | .000 | 1  | 0   | 2  | 0   | .200 | 0  | 0  | 0-0    | 0  | 0 | 0 | .000 |

- ★ Recorded his first walk and run, coming as a pinch hitter during Vanderbilt's 24-2 victory against Davidson on March 5.
- ★ Lettered five years in baseball at Half Hollow Hills East High School under coach Tim Belz ... Also lettered twice in soccer and twice in winter track.
- ★ Ranked as New York's top outfielder and seventh overall player in the class of 2018 by Perfect Game.
- ★ Holds the Half Hollow Hills East school record for home runs, RBIs and hits ... 51st recipient of the Carl Yastrzemski Award presented to Suffolk's top player.
- ★ Batted .401 with 23 runs while posting a 4-1 record and a save as a senior ... Was a three-time all-conference honoree in baseball.

### 22 ★ Julian Infante, INF

R/R

6-3

215 lbs.

Sr.

Miami, Fla.

| Year  | avg  | gp-gs   | ab  | r   | h   | 2b | 3b | hr | rbi | tb  | slg% | bb | hbp | so  | gdp | ob%  | sf | sh | sb-att | po   | a  | e  | fld% |
|-------|------|---------|-----|-----|-----|----|----|----|-----|-----|------|----|-----|-----|-----|------|----|----|--------|------|----|----|------|
| 2016  | .259 | 26-22   | 85  | 17  | 22  | 4  | 1  | 6  | 20  | 46  | .541 | 10 | 0   | 28  | 1   | .333 | 1  | 0  | 1-2    | 176  | 14 | 3  | .984 |
| 2017  | .315 | 62-62   | 251 | 51  | 79  | 16 | 1  | 11 | 66  | 130 | .518 | 27 | 3   | 59  | 6   | .387 | 1  | 1  | 0-1    | 534  | 32 | 9  | .984 |
| 2018  | .193 | 50-48   | 161 | 16  | 31  | 5  | 1  | 2  | 18  | 44  | .273 | 16 | 4   | 72  | 2   | .276 | 4  | 2  | 1-1    | 367  | 20 | 3  | .992 |
| 2019  | .242 | 55-53   | 186 | 34  | 45  | 9  | 0  | 12 | 39  | 90  | .484 | 26 | 2   | 65  | 5   | .338 | 2  | 2  | 3-4    | 429  | 21 | 3  | .993 |
| TOTAL | .259 | 193-185 | 683 | 118 | 177 | 34 | 3  | 31 | 143 | 310 | .454 | 79 | 9   | 224 | 14  | .340 | 8  | 5  | 5-8    | 1506 | 87 | 18 | .989 |

- ★ Selected in the 36th round (pick 1,071) of the 2019 MLB Draft by his hometown Miami Marlins.
- ★ NCAA Nashville Regional MVP ... 2019 SEC All-Defensive Team ... Nation's No. 31-ranked senior according to Perfect Game.
- ★ Matched Ethan Paul's (2016) Vanderbilt NCAA Tournament record with three doubles on Saturday against Indiana State.
- ★ Logged a hit in 12 of his last 15 games ... In his last 43 games, has totaled 36 RBIs, 30 runs and 20 walks.
- ★ Has recorded four homers in his last eight games and 11 homers in his last 43 ... Has reached base in 44 of 55 games this season.
- ★ Has committed just three errors in three of his four seasons ... Finished tied for 11th in the SEC with six homers in league games.
- ★ Batting .283 (17-for-60) with 15 RBIs over his last 15 games ... Provided eventual game-winning RBI in 1-0 win vs. Mississippi State at SEC Tournament.
- ★ Missed 10 games after colliding into Virginia's shortstop while attempting to steal second base on opening day.
- ★ Recorded 10 hits over the last 10 games of 2018, batting .312 with four runs and three RBIs during the stretch.
- ★ In 2017, led the Commodores with 66 RBIs while hitting .315 and slugging 11 homers ... Participant in 2017 College Home Run Derby (Omaha, Neb.).
- ★ Matched Jeren Kendall for the team lead with 25 multi-hit games and was second with 17 multi-RBI games in 2017.
- ★ As a freshman (2016), he hit six home runs in 26 games during the second half of the year after missing the first two months with a broken wrist.

### 12 ★ Dominic Keegan, UTL

R/R

6-0

210 lbs.

Fr.

Methuen, Mass.

| Year  | avg  | gp-gs | ab | r | h | 2b | 3b | hr | rbi | tb | slg% | bb | hbp | so | gdp | ob%  | sf | sh | sb-att | po | a | e | fld%  |
|-------|------|-------|----|---|---|----|----|----|-----|----|------|----|-----|----|-----|------|----|----|--------|----|---|---|-------|
| 2019  | .227 | 15-0  | 22 | 3 | 5 | 1  | 0  | 0  | 1   | 6  | .273 | 2  | 1   | 6  | 0   | .320 | 0  | 0  | 0-0    | 12 | 3 | 0 | 1.000 |
| TOTAL | .227 | 15-0  | 22 | 3 | 5 | 1  | 0  | 0  | 1   | 6  | .273 | 2  | 1   | 6  | 0   | .320 | 0  | 0  | 0-0    | 12 | 3 | 0 | 1.000 |

- ★ Recorded his first multi-hit game, going 2-for-2 with two runs and an RBI on April 30 against Tennessee Tech.
- ★ Collected his first extra-base hit, doubling and scoring a run as part of a 1-for-5 performance on April 9 at Middle Tennessee.
- ★ Recorded his first career hit, coming in the eighth inning against Tennessee in the Sunday finale.
- ★ Made his first appearance at catcher on March 5 vs. Davidson ... Reached base for the first time (HBP) in Game 2 on Feb. 24 against Pepperdine.
- ★ Made his collegiate debut opening weekend against TCU, striking out in his lone pinch-hit appearance.
- ★ Lettered four years in baseball at Central Catholic High School (Massachusetts) ... Also lettered in basketball three years in high school.
- ★ Ranked as the top catcher in Massachusetts and 14th nationally from the class of 2018 by Perfect Game ... Named all-conference all four years.
- ★ Led the Raiders to four-straight MVC large titles ... Batted .402 (112 for 278) with 75 runs, 69 RBIs and 39 extra-base hits for his high school career.
- ★ As a senior, Keegan batted an area-best .463 (38 for 82), with a .546 OBP, .768 slugging, a team-high 19 RBIs and an area-leading 30 runs.

### 6 ★ Tate Kolwyck, INF

R/R

5-11

185 lbs.

Fr.

Memphis, Tenn.

| Year  | avg  | gp-gs | ab | r | h | 2b | 3b | hr | rbi | tb | slg%  | bb | hbp | so | gdp | ob%  | sf | sh | sb-att | po | a | e | fld%  |
|-------|------|-------|----|---|---|----|----|----|-----|----|-------|----|-----|----|-----|------|----|----|--------|----|---|---|-------|
| 2019  | .667 | 4-0   | 3  | 1 | 2 | 2  | 0  | 0  | 1   | 4  | 1.333 | 1  | 0   | 0  | 0   | .750 | 0  | 0  | 0-0    | 1  | 2 | 0 | 1.000 |
| TOTAL | .667 | 4-0   | 3  | 1 | 2 | 2  | 0  | 0  | 1   | 4  | 1.333 | 1  | 0   | 0  | 0   | .750 | 0  | 0  | 0-0    | 1  | 2 | 0 | 1.000 |

- ★ Recorded hit first hit and logged a pair of doubles while scoring once and driving in a run on April 30 against Tennessee Tech.
- ★ Made his collegiate debut on March 5 against Davidson, drawing a walk in his lone plate appearance.
- ★ Lettered four years in baseball at Arlington High School (Tennessee) ... Also lettered four years in football and one in basketball.
- ★ Ranked as Tennessee's No. 2 shortstop and 10th overall player in the class of 2018 by Perfect Game.
- ★ Named a 2018 Rawlings-Perfect Game Honorable Mention All-American (Southeast - All Region 2nd Team).
- ★ In his career at quarterback, passed for a school-record 10,213 yards, 119 touchdowns, rushed for 859 yards and 13 touchdowns.

## BATTING NOTES CONTINUED

### 36 ★ John Malcom, UTL                      L/L                      6-3                      220 lbs.                      Fr.                      West Bloomfield, Mich.

| Year  | avg  | gp-gs | ab | r | h | 2b | 3b | hr | rbi | tb | slg% | bb | hbp | so | gdp | ob%  | sf | sh | sb-att | po | a | e | fld% |
|-------|------|-------|----|---|---|----|----|----|-----|----|------|----|-----|----|-----|------|----|----|--------|----|---|---|------|
| 2019  | .000 | 2-0   | 3  | 0 | 0 | 0  | 0  | 0  | 1   | 0  | .000 | 0  | 0   | 2  | 0   | .000 | 0  | 0  | 0-0    | 0  | 0 | 0 | .000 |
| TOTAL | .000 | 2-0   | 3  | 0 | 0 | 0  | 0  | 0  | 1   | 0  | .000 | 0  | 0   | 2  | 0   | .000 | 0  | 0  | 0-0    | 0  | 0 | 0 | .000 |

- ★ Made his collegiate debut on March 5 vs. Davidson, contributing an RBI-groundout as a pinch hitter in his long plate appearance.
- ★ Lettered four years in baseball at Detroit Country Day High School (Michigan) ... Also lettered two years in basketball.
- ★ Ranked as Michigan's top overall player and the No. 2 first baseman nationally in the class of 2018 by Perfect Game.
- ★ Named a 2018 Rawlings-Perfect Game 1st Team All-American (Central - All Region 1st Team) ... Was a three-year team captain (2016-18)

### 42 ★ Justyn-Henry Malloy, UTL                      R/R                      6-2                      210 lbs.                      Fr.                      Bergenfield, N.J.

| Year  | avg  | gp-gs | ab | r | h | 2b | 3b | hr | rbi | tb | slg% | bb | hbp | so | gdp | ob%  | sf | sh | sb-att | po | a | e | fld%  |
|-------|------|-------|----|---|---|----|----|----|-----|----|------|----|-----|----|-----|------|----|----|--------|----|---|---|-------|
| 2019  | .067 | 14-0  | 15 | 3 | 1 | 0  | 0  | 0  | 2   | 1  | .067 | 6  | 1   | 4  | 1   | .364 | 0  | 0  | 0-0    | 6  | 0 | 0 | 1.000 |
| TOTAL | .067 | 14-0  | 15 | 3 | 1 | 0  | 0  | 0  | 2   | 1  | .067 | 6  | 1   | 4  | 1   | .364 | 0  | 0  | 0-0    | 6  | 0 | 0 | 1.000 |

- ★ Has appeared in 14 games, drawing six walks ... Walked and scored a run last time out (April 30) against Tennessee Tech.
- ★ Appeared at designated hitter twice on opening weekend ... Recorded his first hit and RBI on the first pitch he saw against Cal State Fullerton.
- ★ Lettered four years in baseball at St. Joseph Regional (New Jersey).
- ★ Ranked as New Jersey's top third baseman and fourth overall player in the class of 2018 by Perfect Game
- ★ Named a 2018 Rawlings-Perfect Game 3rd Team All-American (Northeast - All Region 1st Team).
- ★ Helped Team USA to a Pan American gold medal ... Captain of his team as a junior and senior.

### 16 ★ Austin Martin, UTL                      R/R                      6-0                      170 lbs.                      So.                      Jacksonville, Fla.

| Year  | avg  | gp-gs   | ab  | r   | h   | 2b | 3b | hr | rbi | tb  | slg% | bb | hbp | so | gdp | ob%  | sf | sh | sb-att | po  | a  | e  | fld% |
|-------|------|---------|-----|-----|-----|----|----|----|-----|-----|------|----|-----|----|-----|------|----|----|--------|-----|----|----|------|
| 2018  | .338 | 59-58   | 222 | 44  | 75  | 14 | 0  | 1  | 19  | 92  | .414 | 35 | 12  | 46 | 1   | .452 | 1  | 3  | 22-30  | 157 | 11 | 2  | .988 |
| 2019  | .409 | 61-61   | 252 | 86  | 103 | 19 | 4  | 10 | 45  | 160 | .635 | 38 | 12  | 31 | 5   | .502 | 3  | 0  | 18-23  | 52  | 86 | 9  | .939 |
| TOTAL | .376 | 120-119 | 474 | 130 | 178 | 33 | 4  | 11 | 64  | 252 | .532 | 73 | 24  | 77 | 6   | .478 | 4  | 3  | 40-53  | 209 | 97 | 11 | .965 |

- ★ First-Team All-SEC ... Baseball America First-Team All-American ... Collegiate Baseball Second-Team All-American.
- ★ NCAA Nashville Regional All-Tournament Team honoree ... Golden Spikes Semifinalist ... Dick Howser Trophy Semifinalist.
- ★ First player to hit a CWS leadoff home run since Florida's Harrison Bader vs. Miami (FL) on June 17, 2015.
- ★ Became the 53rd player in the CWS to post a multi-homer game ... Only second of those 53 to account for all of his teams' RBIs.
- ★ Became Vanderbilt's single-season program leader in runs scored with a pair during Vandy's SEC Tournament title game vs. Ole Miss.
- ★ Fifth in Vandy single-season hits (103), eight shy of the program record (Warner Jones, 2004).
- ★ Posted 20 multi-hit performances in his last 34 games ... Has scored multiple runs in 15 of his last 33 games.
- ★ Has recorded a hit in 50 of 61 games and multiple hits 34 times ... Recorded 59 hits in his last 35 games after going a combined 0-for-13 at Georgia.
- ★ Leads the SEC in batting average (.409), runs (86) and on-base percentage (.502) ... Second in the SEC in hits (103) and tied for second in triples (4).
- ★ Has reached base in 71 of his last 75 games (dating to May 8, 2018) and recorded a hit in 60 of his last 71 games (dating to May 17, 2018).
- ★ Name NCBWA National Hitter of the Week and SEC Player of the Week after reaching base in 12 of his 16 plate appearances on opening weekend.
- ★ Named a 2018 Freshman All-American by Baseball America, Collegiate Baseball, NCBWA and Perfect Game ... Led Vandy with 20 multi-hit games.
- ★ Recorded a hit in 47 of his 58 games including finishing 2018 on a 10-game hitting streak.
- ★ Led the SEC with 22 stolen bases in 2018 ... His stolen-base mark was the most for a Vandy freshman since Xavier Turner had as many in 2013.
- ★ Started 58 at six positions in 2018 including center field (13x), first base (13x), left field (12x), third base (9x), designated hitter (9x) and shortstop (2x).
- ★ Was named to the 2018 NCAA Clemson Regional All-Tournament Team after batting .385 (5-for-13) with four runs and six total bases in three games.
- ★ In six NCAA Tournament games (2018), he hit a team-leading .385 (10-for-26) with five runs and three doubles ... Batted leadoff in 52 games.

## BATTING NOTES CONTINUED

### 10 ★ Ethan Paul, INF

L/R

5-10

185 lbs.

Sr.

Bellevue, Wash.

| Year  | avg  | gp-gs   | ab  | r   | h   | 2b | 3b | hr | rbi | tb  | slg% | bb  | hbp | so  | gdp | ob%  | sf | sh | sb-att | po  | a   | e  | fld% |
|-------|------|---------|-----|-----|-----|----|----|----|-----|-----|------|-----|-----|-----|-----|------|----|----|--------|-----|-----|----|------|
| 2016  | .305 | 54-45   | 167 | 33  | 51  | 14 | 2  | 4  | 31  | 81  | .485 | 22  | 7   | 47  | 3   | .406 | 1  | 1  | 9-13   | 107 | 62  | 12 | .934 |
| 2017  | .251 | 53-52   | 199 | 34  | 50  | 15 | 1  | 5  | 27  | 82  | .412 | 18  | 8   | 47  | 3   | .336 | 1  | 3  | 5-7    | 79  | 137 | 6  | .973 |
| 2018  | .237 | 62-62   | 228 | 43  | 54  | 12 | 1  | 10 | 44  | 98  | .430 | 30  | 14  | 64  | 2   | .358 | 2  | 1  | 18-19  | 96  | 146 | 6  | .976 |
| 2019  | .317 | 67-67   | 271 | 53  | 86  | 22 | 1  | 9  | 71  | 137 | .506 | 30  | 6   | 59  | 3   | .389 | 7  | 0  | 11-13  | 68  | 162 | 8  | .966 |
| TOTAL | .279 | 236-226 | 865 | 163 | 241 | 63 | 5  | 28 | 173 | 398 | .460 | 100 | 35  | 217 | 11  | .372 | 11 | 5  | 43-52  | 350 | 507 | 32 | .964 |

- ★ Drafted by the Pittsburgh Pirates in consecutive years, going in the 26th round in 2018 and the ninth round (pick 274) in 2019.
- ★ One of 14 shortstops named a semifinalist for 2019 Brooks Wallace Award ... Nation's No. 14-ranked senior according to Perfect Game.
- ★ Tied for the career lead in doubles (63) with Dominic de la Osa (2005-08) ... Tied for third in single-season RBIs (71) and is fifth for career RBIs (173).
- ★ Second in Vanderbilt career history with 865 at-bats, trailing Dominic de la Osa's program-best 941 (2005-08).
- ★ Has recorded a hit in 31 of his last 39 games and 28 of 35 ... Has scored a run in 23 of the last 28 games and 28 runs in the last 30 games.
- ★ SEC leader in RBIs (71) and 10th in hits (86) ... Tied for second on the team with 26 multi-hit games ... Has recorded a hit in 53 of 67 games.
- ★ Is batting .353 (55-for-156) with runners on base ... Team-best .393 (33-for-84) with runners in scoring position and .372 (16-of-43) with RISP in SEC games.
- ★ Has started 156 consecutive games ... Started 110 consecutive games at second base before making his fifth career start at shortstop on opening day.
- ★ Led the team in hit by pitches (14) and was third on the squad in home runs (10) in 2018 ... Helped turn 32 double plays while committing just six errors.
- ★ Named to the 2018 NCAA Clemson Regional All-Tournament Team after batting .333 (3-for-9) with two RBIs and a home run.

### 2 ★ Harrison Ray, INF

R/R

5-11

190 lbs.

Jr.

Longwood, Fla.

| Year  | avg  | gp-gs  | ab  | r  | h   | 2b | 3b | hr | rbi | tb  | slg% | bb | hbp | so  | gdp | ob%  | sf | sh | sb-att | po  | a   | e  | fld% |
|-------|------|--------|-----|----|-----|----|----|----|-----|-----|------|----|-----|-----|-----|------|----|----|--------|-----|-----|----|------|
| 2017  | .244 | 32-17  | 78  | 16 | 19  | 2  | 1  | 1  | 12  | 26  | .333 | 11 | 1   | 20  | 4   | .333 | 3  | 0  | 2-5    | 16  | 7   | 1  | .958 |
| 2018  | .242 | 42-22  | 91  | 13 | 22  | 4  | 3  | 1  | 14  | 35  | .385 | 6  | 3   | 26  | 2   | .307 | 1  | 0  | 5-6    | 28  | 33  | 6  | .910 |
| 2019  | .279 | 62-60  | 219 | 47 | 61  | 18 | 2  | 2  | 36  | 89  | .406 | 29 | 4   | 69  | 2   | .363 | 7  | 6  | 21-24  | 89  | 114 | 7  | .967 |
| TOTAL | .263 | 136-99 | 388 | 76 | 102 | 24 | 6  | 4  | 62  | 150 | .387 | 46 | 8   | 115 | 8   | .344 | 11 | 6  | 28-35  | 133 | 154 | 14 | .953 |

- ★ Set an SEC Tournament championship game record with three doubles as part of a 3-for-5 performance vs. Ole Miss.
- ★ Has recorded a hit in 20 of the last 31 games ... Has drawn a walk in six of the last seven games for a total of 11 in that span.
- ★ Has scored a run in 17 of his last 27 games ... Has driven in 25 runs over his last 33 games ... Team leader with 21 stolen bases.
- ★ Made 22 starts in 2018, coming at four different positions including third base (13x), center field (5x), left field (2x) and right field (2x).
- ★ Batted .375 (6-for-16) with six runs in four appearances and three starts during the 2018 NCAA Tournament.
- ★ Recorded a pair of two-hit games at the 2018 Nashville Super Regional and logged at least one hit in all three games.

### 19 ★ Stephen Scott, UTL

L/R

5-11

200 lbs.

Sr.

Cary, N.C.

| Year  | avg  | gp-gs   | ab  | r   | h   | 2b | 3b | hr | rbi | tb  | slg% | bb  | hbp | so  | gdp | ob%  | sf | sh | sb-att | po  | a  | e | fld%  |
|-------|------|---------|-----|-----|-----|----|----|----|-----|-----|------|-----|-----|-----|-----|------|----|----|--------|-----|----|---|-------|
| 2016  | .091 | 18-1    | 22  | 2   | 2   | 0  | 0  | 0  | 2   | 2   | .091 | 3   | 0   | 6   | 1   | .200 | 0  | 0  | 0-0    | 1   | 0  | 0 | 1.000 |
| 2017  | .227 | 38-32   | 119 | 25  | 27  | 4  | 0  | 2  | 11  | 37  | .311 | 20  | 3   | 32  | 0   | .347 | 2  | 0  | 3-3    | 34  | 2  | 0 | 1.000 |
| 2018  | .268 | 53-47   | 168 | 42  | 45  | 11 | 0  | 15 | 41  | 101 | .601 | 34  | 10  | 50  | 1   | .420 | 0  | 1  | 6-8    | 302 | 37 | 4 | .988  |
| 2019  | .335 | 65-65   | 239 | 67  | 80  | 20 | 1  | 14 | 59  | 144 | .603 | 44  | 9   | 65  | 1   | .452 | 2  | 0  | 5-6    | 180 | 14 | 3 | .985  |
| TOTAL | .281 | 174-145 | 548 | 136 | 154 | 35 | 1  | 31 | 113 | 284 | .518 | 101 | 22  | 153 | 3   | .410 | 4  | 1  | 14-17  | 517 | 53 | 7 | .988  |

- ★ Drafted in the 10th round (pick 317) by the Boston Red Sox one season after being taken in the 26th round by the Miami Marlins.
- ★ Nation's No. 22-ranked senior (Perfect Game) ... Batting .396 (23-for-58) with 23 runs, 22 RBIs and eight home runs in his last 16 games.
- ★ Has recorded a hit in 26 of his last 31 games, scoring 37 runs in that span ... Has drawn 23 walks in his last 33 games.
- ★ Batting .358 (44-for-123) with runners aboard ... Finished third on the team with 12 multi-hit performances in SEC games.
- ★ Led Vandy and ranked seventh in the SEC with 15 home runs in 2018 ... Belted nine homers in his final 14 games including two vs. Tennessee and Clemson.
- ★ Recorded at least one hit in 16 of his final 19 games in 2018, batting .364 (24-for-66) with 21 runs, 20 RBIs, 13 walks and 10 homers during the stretch.
- ★ Named a 2018 Collegiate Baseball National Player of the Week in consecutive weeks on May 14 and May 21.
- ★ Led Vandy with a .601 slugging percentage and was second in total bases (101) and walks (34) in 2018.

### 8 ★ Isaiah Thomas, OF

R/R

6-2

190 lbs.

Fr.

Palm Beach Gardens, Fla.

| Year  | avg  | gp-gs | ab | r | h  | 2b | 3b | hr | rbi | tb | slg% | bb | hbp | so | gdp | ob%  | sf | sh | sb-att | po | a | e | fld%  |
|-------|------|-------|----|---|----|----|----|----|-----|----|------|----|-----|----|-----|------|----|----|--------|----|---|---|-------|
| 2019  | .368 | 21-6  | 38 | 9 | 14 | 3  | 0  | 3  | 10  | 26 | .684 | 1  | 2   | 12 | 0   | .405 | 1  | 0  | 1-1    | 25 | 0 | 0 | 1.000 |
| TOTAL | .368 | 21-6  | 38 | 9 | 14 | 3  | 0  | 3  | 10  | 26 | .684 | 1  | 2   | 12 | 0   | .405 | 1  | 0  | 1-1    | 25 | 0 | 0 | 1.000 |

- ★ Recorded a hit in seven of his last 13 games ... Belted two home runs and drove in five runs (both career highs) against Tennessee Tech.
- ★ Lettered four years in baseball at The Benjamin School (Florida) ... Also lettered three years in bowling.
- ★ Ranked as the No. 26 overall outfielder nationally in the class of 2018 by Perfect Game ... 2018 Rawlings-Perfect Game 3rd Team All-American.
- ★ Batted .490 with 34 RBIs, eight home runs and 16 stolen bases as a senior.
- ★ His second cousin (dad's side) is five-time NBA Champion and former San Antonio Spurs legend, Tim Duncan.

## PITCHING NOTES

### 43 ★ Austin Becker, RHP

R/R

6-5

190 lbs.

Fr.

Columbus, Ohio

| Year  | era  | w-l | app | gs | cg | sho | sv | ip  | h | r | er | bb | so | 2b | 3b | hr | bf | bavg | wp | hbp | bk | sfa | sha |
|-------|------|-----|-----|----|----|-----|----|-----|---|---|----|----|----|----|----|----|----|------|----|-----|----|-----|-----|
| 2019  | 6.75 | 0-0 | 2   | 0  | 0  | 0/0 | 1  | 4.0 | 3 | 4 | 3  | 4  | 9  | 0  | 0  | 0  | 20 | .200 | 1  | 1   | 0  | 0   | 0   |
| TOTAL | 6.75 | 0-0 | 2   | 0  | 0  | 0/0 | 1  | 4.0 | 3 | 4 | 3  | 4  | 9  | 0  | 0  | 0  | 20 | .200 | 1  | 1   | 0  | 0   | 0   |

- ★ Nation's No. 38-ranked freshman (Perfect Game) ... SEC's No. 29-ranked prospect for the 2021 MLB Draft (D1Baseball).
- ★ Made his collegiate debut on March 5, striking out eight Davidson batters in 3.0 hitless innings while picking up the save.
- ★ Lettered four years in baseball and two years in basketball at Big Walnut High School (Ohio).
- ★ Ranked as the nation's No. 7 unsigned player according to Baseball America ... Named a 2018 Rawlings-Perfect Game 1st Team All-American.
- ★ Ranked as Ohio's top overall player in the class of 2018 by Perfect Game as well as the No. 11 right-handed pitcher nationally by the publication.
- ★ Father Kevin Becker played professional baseball in the Boston Red Sox and Cleveland Indians organization.
- ★ Drafted by the Texas Rangers in the 37th round of the 2018 MLB Draft.

### 21 ★ Tyler Brown, RHP

R/R

6-4

242 lbs.

So.

Ashland, Ohio

| Year  | era  | w-l | app | gs | cg | sho | sv | ip   | h  | r  | er | bb | so  | 2b | 3b | hr | bf  | bavg | wp | hbp | bk | sfa | sha |
|-------|------|-----|-----|----|----|-----|----|------|----|----|----|----|-----|----|----|----|-----|------|----|-----|----|-----|-----|
| 2018  | 6.03 | 1-5 | 20  | 2  | 0  | 0/0 | 3  | 37.1 | 42 | 26 | 25 | 11 | 41  | 8  | 0  | 3  | 165 | .286 | 2  | 4   | 0  | 2   | 1   |
| 2019  | 2.36 | 3-1 | 29  | 0  | 0  | 0/3 | 16 | 45.2 | 33 | 13 | 12 | 8  | 61  | 5  | 1  | 1  | 178 | .196 | 3  | 0   | 0  | 1   | 1   |
| TOTAL | 4.01 | 4-6 | 49  | 2  | 0  | 0/3 | 19 | 83.0 | 75 | 39 | 37 | 19 | 102 | 13 | 1  | 4  | 343 | .238 | 5  | 4   | 0  | 3   | 2   |

- ★ 2019 First-Team All-SEC relief pitcher ... Collegiate Baseball Second-Team All-American ... Among six finalists for the NCBWA Stopper of the Year award.
- ★ Has not allowed a run in 13 of his last 14 appearances including 2.1 scoreless innings on Wednesday against Mississippi State.
- ★ SEC leader and sixth nationally with 16 saves ... Tied for the Vanderbilt single-season saves record (Brian Miller, 2013) with 16.
- ★ Tied for second in Vanderbilt career saves with 19, trailing Brian Miller's 26 between 2012-14.
- ★ Has not allowed a run in 25 of his 29 appearances ... Has fanned multiple batters 16 times ... Logged a save in 10 of his last 15 outings.
- ★ Walked one or fewer in 19 of 20 outings in 2018 ... Did not allow a home run over his last 13 outings (22.2 innings) of the season.
- ★ Drafted by the Cincinnati Reds in the 26th round of the 2017 MLB Draft after lettering four years at Olentangy Orange High School (Ohio).

### 39 ★ Jake Eder, LHP

L/L

6-4

210 lbs.

So.

Ocean Ridge, Fla.

| Year  | era  | w-l | app | gs | cg | sho | sv | ip   | h  | r  | er | bb | so | 2b | 3b | hr | bf  | bavg | wp | hbp | bk | sfa | sha |
|-------|------|-----|-----|----|----|-----|----|------|----|----|----|----|----|----|----|----|-----|------|----|-----|----|-----|-----|
| 2018  | 5.45 | 1-4 | 11  | 9  | 0  | 0/0 | 0  | 33.0 | 25 | 22 | 20 | 22 | 37 | 5  | 0  | 4  | 147 | .210 | 4  | 1   | 0  | 2   | 3   |
| 2019  | 2.88 | 1-0 | 17  | 0  | 0  | 0/1 | 3  | 34.1 | 23 | 15 | 11 | 15 | 37 | 4  | 0  | 2  | 141 | .190 | 2  | 2   | 0  | 1   | 2   |
| TOTAL | 4.14 | 2-4 | 28  | 9  | 0  | 0/1 | 3  | 67.1 | 48 | 37 | 31 | 37 | 74 | 9  | 0  | 6  | 288 | .200 | 6  | 3   | 0  | 3   | 5   |

- ★ Nation's No. 38-ranked sophomore (Perfect Game) ... SEC's No. 21-ranked prospect for the 2020 MLB Draft (D1Baseball).
- ★ Did not allow an earned run 3.2 innings in the SEC Tournament championship ... Has permitted just six extra-base hits in 17 appearances (34.1 innings).
- ★ Has not permitted an earned run in his last five appearances, limiting opponents to four hits while fanning 13 in 10.2 innings.
- ★ Made nine starts and 11 overall appearances, going 1-4 with a 5.45 ERA as a freshman in 2018.
- ★ Picked up his first collegiate win during his debut on Feb. 21, 2018, limiting Presbyterian to one hit in four scoreless innings while striking out four.
- ★ Held opponents to three runs or fewer in seven of his nine starts in 2018 ... Struck out 37 batters across 33 innings.
- ★ Drafted by the New York Mets in the 34th round of the 2017 MLB Draft after lettering three years at Delray Beach Atlantic High School (Florida).

### 66 ★ Drake Fellows, RHP

L/R

6-5

205 lbs.

Jr.

Plainfield, Ill.

| Year  | era  | w-l  | app | gs | cg | sho | sv | ip    | h   | r   | er  | bb | so  | 2b | 3b | hr | bf   | bavg | wp | hbp | bk | sfa | sha |
|-------|------|------|-----|----|----|-----|----|-------|-----|-----|-----|----|-----|----|----|----|------|------|----|-----|----|-----|-----|
| 2017  | 3.30 | 3-3  | 16  | 10 | 0  | 0/0 | 1  | 62.2  | 54  | 28  | 23  | 17 | 68  | 9  | 1  | 9  | 268  | .226 | 8  | 7   | 1  | 2   | 3   |
| 2018  | 3.92 | 7-4  | 16  | 16 | 0  | 0/3 | 0  | 96.1  | 75  | 47  | 42  | 35 | 107 | 8  | 1  | 7  | 398  | .217 | 12 | 7   | 1  | 4   | 6   |
| 2019  | 3.97 | 13-1 | 18  | 18 | 2  | 1/1 | 0  | 111.0 | 104 | 53  | 49  | 43 | 126 | 22 | 1  | 9  | 489  | .245 | 16 | 17  | 0  | 1   | 4   |
| TOTAL | 3.80 | 23-8 | 50  | 44 | 2  | 1/4 | 1  | 270.0 | 233 | 128 | 114 | 95 | 301 | 39 | 3  | 25 | 1155 | .231 | 36 | 31  | 2  | 7   | 13  |

- ★ NCAA Nashville Regional All-Tournament Team ... Collegiate Baseball Second-Team All-American.
- ★ Selected in the sixth round (173rd pick) of the MLB Draft by the San Diego Padres ... 60th Commodore pitcher drafted in the Tim Corbin era (2003-present).
- ★ Tied for second in Vanderbilt history for single-season wins (13), one off Carson Fulmer (2015) and Tyler Beede's (2013) program-best 14.
- ★ Seventh in Vanderbilt career strikeouts (301) ... Needs 12 strikeouts to move into the top-5 and match Carson Fulmer's 313 (2013-15).
- ★ Has not allowed more than two earned runs in seven of his last 12 starts ... Has tossed five-plus innings in 13 of his last 15 starts.
- ★ National leader in victories (13) ... Has fanned seven-plus batters in eight of his last 15 starts ... Team leader with 120 strikeouts.
- ★ Tossed Vanderbilt's first complete-game shutout since 2017 on March 22, lifting Vanderbilt to a 5-0 win against No. 14 Florida.
- ★ Set a new career high with 13 strikeouts on March 1 vs. Dayton ... 13 punchouts were the most for a Vandy pitcher since Kyle Wright on May 6, 2017.
- ★ Friday night starter who posted a 7-4 record and 3.92 ERA in 2018 ... Led the Commodores with 107 strikeouts (46th nationally) in 96.1 innings.
- ★ Became the first sophomore since 2012 to start on Opening Day, doing so in 2018 ... Tossed five-plus innings in 14 of his 16 starts.



## PITCHING NOTES CONTINUED

### 32 ★ Hugh Fisher, LHP R/L 6-5 185 lbs. So. Eads, Tenn.

| Year  | era  | w-l | app | gs | cg | sho | sv | ip   | h  | r  | er | bb | so | 2b | 3b | hr | bf  | bavg | wp | hbp | bk | sfa | sha |
|-------|------|-----|-----|----|----|-----|----|------|----|----|----|----|----|----|----|----|-----|------|----|-----|----|-----|-----|
| 2018  | 1.93 | 2-0 | 8   | 0  | 0  | 0/0 | 0  | 9.1  | 6  | 5  | 2  | 6  | 8  | 0  | 0  | 0  | 39  | .194 | 2  | 2   | 0  | 0   | 0   |
| 2019  | 4.41 | 2-0 | 22  | 0  | 0  | 0/2 | 4  | 34.2 | 31 | 18 | 17 | 21 | 46 | 5  | 1  | 2  | 164 | .231 | 7  | 8   | 0  | 1   | 0   |
| TOTAL | 3.89 | 4-0 | 30  | 0  | 0  | 0/2 | 4  | 44.0 | 37 | 23 | 19 | 27 | 54 | 5  | 1  | 2  | 203 | .224 | 9  | 10  | 0  | 1   | 0   |

- ★ Nation's No. 17-ranked sophomore (Perfect Game) ... SEC's No. 27-ranked prospect for the 2020 MLB Draft (D1Baseball).
- ★ Has not allowed more than one earned run in 18 of his 22 appearances ... Has not allowed a run in six of his last 11 appearances.
- ★ Picked up his second win despite allowing two runs and a hit May 16 at Kentucky ... Reached 50 career strikeouts with six vs. LSU at the SEC Tournament.
- ★ Made eight relief appearances, posting a 1.94 ERA in 2018 ... Limited opponents to a .194 batting average in 9.1 innings while striking out eight.
- ★ Named a Rawlings-Perfect Game Second-Team All-American as a senior at Briarcrest Christian High School (Eads, Tenn.).

### 49 ★ AJ Franklin, LHP L/L 6-2 180 lbs. R-Jr. Lebanon, Tenn.

| Year  | era   | w-l | app | gs | cg | sho | sv | ip   | h  | r  | er | bb | so | 2b | 3b | hr | bf | bavg | wp | hbp | bk | sfa | sha |
|-------|-------|-----|-----|----|----|-----|----|------|----|----|----|----|----|----|----|----|----|------|----|-----|----|-----|-----|
| 2018  | 0.00  | 0-0 | 3   | 0  | 0  | 0/1 | 0  | 2.2  | 0  | 0  | 0  | 1  | 2  | 0  | 0  | 0  | 7  | .000 | 0  | 0   | 0  | 0   | 0   |
| 2019  | 10.43 | 1-0 | 14  | 0  | 0  | 0/0 | 0  | 14.2 | 16 | 17 | 17 | 13 | 17 | 6  | 0  | 2  | 80 | .267 | 2  | 6   | 0  | 0   | 1   |
| TOTAL | 8.83  | 1-0 | 17  | 0  | 0  | 0/1 | 0  | 17.1 | 16 | 17 | 17 | 14 | 19 | 6  | 0  | 2  | 87 | .242 | 2  | 6   | 0  | 0   | 1   |

- ★ Selected in the 17th round (pick 499) of the 2019 MLB Draft by the Kansas City Royals.
- ★ Allowed six runs on four hits Friday in mop-up duty against Duke ... Closed out Vandy's 12-2 win vs. Arkansas with a hitless frame.
- ★ Tossed a career-high 2.1 innings and matched a career-high three strikeouts while picking up his first collegiate win at No. 6 Louisville on May 7.
- ★ Made three appearances during his first campaign on the mound in 2018, holding opponents hitless in 2.2 innings.

### 35 ★ Jackson Gillis, LHP R/L 6-3 225 lbs. Jr. Wilmington, Mass.

| Year  | era  | w-l | app | gs | cg | sho | sv | ip   | h  | r  | er | bb | so | 2b | 3b | hr | bf  | bavg | wp | hbp | bk | sfa | sha |
|-------|------|-----|-----|----|----|-----|----|------|----|----|----|----|----|----|----|----|-----|------|----|-----|----|-----|-----|
| 2017  | 3.60 | 0-0 | 16  | 0  | 0  | 0/2 | 0  | 15.0 | 9  | 8  | 6  | 11 | 19 | 3  | 0  | 2  | 65  | .173 | 0  | 1   | 2  | 0   | 1   |
| 2018  | 4.81 | 4-1 | 20  | 1  | 0  | 0/0 | 1  | 33.2 | 33 | 19 | 18 | 17 | 44 | 7  | 1  | 5  | 160 | .256 | 6  | 7   | 2  | 3   | 3   |
| 2019  | 5.14 | 1-1 | 7   | 0  | 0  | 0/0 | 0  | 7.0  | 7  | 6  | 4  | 5  | 7  | 0  | 0  | 0  | 35  | .269 | 3  | 2   | 0  | 2   | 0   |
| TOTAL | 4.53 | 5-2 | 43  | 1  | 0  | 0/2 | 1  | 55.2 | 49 | 33 | 28 | 33 | 70 | 10 | 1  | 7  | 260 | .237 | 9  | 10  | 4  | 5   | 4   |

- ★ Selected in the 13th round (pick 403) by the Milwaukee Brewers ... Has held opponents scoreless in four of his last six appearances.
- ★ Posted a 4-1 record and 4.81 ERA across 20 appearances including one start in 2018 ... Struck out 39 batters while tossing 28.2 innings and walking nine.
- ★ First Commodore in the Tim Corbin era (2003-present) to record a win and save on the same day, coming in DH action vs. Ole Miss (April 15, 2018).
- ★ Struck out multiple batters 13 times including over his first eight appearances of 2018 ... Did not permit a walk in 10 of his final 13 appearances.

### 55 ★ Joe Gobillot, LHP L/L 6-6 240 lbs. R-Fr. Houston, Texas

| Year  | era   | w-l | app | gs | cg | sho | sv | ip  | h | r | er | bb | so | 2b | 3b | hr | bf | bavg | wp | hbp | bk | sfa | sha |
|-------|-------|-----|-----|----|----|-----|----|-----|---|---|----|----|----|----|----|----|----|------|----|-----|----|-----|-----|
| 2019  | 13.50 | 0-0 | 2   | 0  | 0  | 0/0 | 0  | 2.0 | 2 | 3 | 3  | 3  | 4  | 0  | 0  | 0  | 12 | .250 | 1  | 1   | 0  | 0   | 0   |
| TOTAL | 13.50 | 0-0 | 2   | 0  | 0  | 0/0 | 0  | 2.0 | 2 | 3 | 3  | 3  | 4  | 0  | 0  | 0  | 12 | .250 | 1  | 1   | 0  | 0   | 0   |

- ★ Selected in the 16th round (pick 488) of the 2019 MLB Draft by the Tampa Bay Rays.
- ★ Struck out the side in his collegiate debut at Middle Tennessee ... Made his home debut April 30 vs. Tennessee Tech, allowing three runs and three walks.
- ★ Lettered four years in baseball at St. John's School (Texas) ... Named Rawlings-Perfect Game Honorable Mention All-American as a senior.
- ★ High school team captain as a junior and senior ... Rawlings-Perfect Game Underclass First-Team honoree as a junior.

### 44 ★ Mason Hickman, RHP R/R 6-6 230 lbs. So. Hendersonville, Tenn.

| Year  | era  | w-l  | app | gs | cg | sho | sv | ip    | h   | r  | er | bb | so  | 2b | 3b | hr | bf  | bavg | wp | hbp | bk | sfa | sha |
|-------|------|------|-----|----|----|-----|----|-------|-----|----|----|----|-----|----|----|----|-----|------|----|-----|----|-----|-----|
| 2018  | 5.21 | 8-2  | 16  | 13 | 1  | 1/0 | 0  | 74.1  | 71  | 45 | 43 | 30 | 66  | 14 | 1  | 10 | 319 | .254 | 4  | 3   | 2  | 5   | 2   |
| 2019  | 2.23 | 8-0  | 18  | 11 | 0  | 0/1 | 3  | 84.2  | 58  | 23 | 21 | 23 | 116 | 20 | 1  | 7  | 338 | .188 | 2  | 5   | 0  | 2   | 0   |
| TOTAL | 3.62 | 16-2 | 34  | 24 | 1  | 1/1 | 3  | 159.0 | 129 | 68 | 64 | 53 | 182 | 34 | 2  | 17 | 657 | .220 | 6  | 8   | 2  | 7   | 2   |

- ★ Third in the SEC in batters struck out looking (40), sixth in ERA (2.23) and eighth in opponent average (.188).
- ★ Has allowed one or no runs in seven of 11 starts ... Has fanned six-plus batters in 11 of his last 12 outings including nine-plus in four straight outings.
- ★ Has tossed five-plus innings in four of his last five starts ... Has permitted three or fewer hits in each of his last four starts.
- ★ Has allowed two or fewer runs in 10 of his 11 starts ... Has not walked more than two batters in eight of his 11 starts.
- ★ Struck out a career-high 12 batters in six scoreless innings during his first start of the season on March 19 vs. Belmont.
- ★ Sunday starter who was named a Freshman All-American by Collegiate Baseball in 2018 ... Tied for third nationally among freshmen with eight victories.
- ★ Was one of three SEC freshmen to post a shutout in 2018, doing so with a seven-inning complete game victory against LSU on March 25.
- ★ During senior season at Pope John Paul II High School (Hendersonville, Tenn.) was named All-State, All-Region, and Tennessee Mr. Baseball Finalist.

## PITCHING NOTES CONTINUED

### 45 ★ Chance Huff, RHP                      R/R                      6-4                      210 lbs.                      Fr.                      Niceville, Fla.

| Year  | era  | w-l | app | gs | cg | sho | sv | ip   | h  | r  | er | bb | so | 2b | 3b | hr | bf | bavg | wp | hbp | bk | sfa | sha |
|-------|------|-----|-----|----|----|-----|----|------|----|----|----|----|----|----|----|----|----|------|----|-----|----|-----|-----|
| 2019  | 6.38 | 2-0 | 8   | 4  | 0  | 0/0 | 0  | 18.1 | 16 | 13 | 13 | 16 | 21 | 7  | 0  | 0  | 89 | .229 | 5  | 2   | 1  | 1   | 0   |
| TOTAL | 6.38 | 2-0 | 8   | 4  | 0  | 0/0 | 0  | 18.1 | 16 | 13 | 13 | 16 | 21 | 7  | 0  | 0  | 89 | .229 | 5  | 2   | 1  | 1   | 0   |

- ★ Nation's No. 37-ranked freshman according to Perfect Game.
- ★ Has fanned five-plus batters in three of four starts including a career-high seven in six innings while picking up the win on March 5 vs. Davidson.
- ★ Picked up the win on opening day vs. Virginia, permitting three runs and two hits while walking two and striking out two (threw 33 pitches).
- ★ Lettered four years in baseball at Niceville High School (Florida) ... Named 2018 Rawlings-Perfect Game Honorable Mention All-American.
- ★ Ranked as Florida's No. 18 right-handed pitcher and No. 46 overall player in the class of 2018 by Perfect Game.
- ★ Tossed a no-hitter while striking out 12 batters against South Walton as a senior ... Team-high 74 strikeouts in 48 innings with a 1.90 ERA as a junior.
- ★ Named among Top 45 pitchers headed to college per Baseball America ... Served as team captain his senior year.

### 33 ★ Erik Kaiser, RHP                      R/R                      6-5                      205 lbs.                      So.                      Waterloo, Ill.

| Year  | era   | w-l | app | gs | cg | sho | sv | ip  | h | r | er | bb | so | 2b | 3b | hr | bf | bavg | wp | hbp | bk | sfa | sha |
|-------|-------|-----|-----|----|----|-----|----|-----|---|---|----|----|----|----|----|----|----|------|----|-----|----|-----|-----|
| 2019  | 12.00 | 0-0 | 1   | 1  | 0  | 0/0 | 0  | 3.0 | 4 | 4 | 4  | 0  | 4  | 0  | 1  | 1  | 14 | .308 | 0  | 1   | 0  | 0   | 0   |
| TOTAL | 12.00 | 0-0 | 1   | 1  | 0  | 0/0 | 0  | 3.0 | 4 | 4 | 4  | 0  | 4  | 0  | 1  | 1  | 14 | .308 | 0  | 1   | 0  | 0   | 0   |

- ★ Made his first collegiate start on March 6 vs. ETSU, allowing four runs on four hits while striking out four.
- ★ Made two scoreless appearances during his freshman campaign in 2018 ... Struck out one and did not allow a base runner at Long Beach St. (March 7).
- ★ Lettered three years in baseball and played varsity basketball at Waterloo High School (Illinois).
- ★ Named Rawlings-Perfect Game Honorable Mention and All-USA Today Second-Team All-State as a senior.

### 34 ★ Zach King, LHP                      L/L                      6-6                      210 lbs.                      Jr.                      Spring Hill, Tenn.

| Year  | era  | w-l | app | gs | cg | sho | sv | ip    | h   | r  | er | bb | so  | 2b | 3b | hr | bf  | bavg | wp | hbp | bk | sfa | sha |
|-------|------|-----|-----|----|----|-----|----|-------|-----|----|----|----|-----|----|----|----|-----|------|----|-----|----|-----|-----|
| 2017  | 2.56 | 2-1 | 25  | 0  | 0  | 0/0 | 0  | 38.2  | 24  | 14 | 11 | 17 | 31  | 5  | 0  | 3  | 163 | .174 | 4  | 4   | 0  | 0   | 4   |
| 2018  | 3.46 | 1-4 | 21  | 3  | 0  | 0/1 | 3  | 52.0  | 45  | 22 | 20 | 21 | 51  | 8  | 0  | 1  | 221 | .237 | 2  | 6   | 0  | 1   | 3   |
| 2019  | 5.92 | 0-2 | 21  | 3  | 0  | 0/3 | 3  | 38.0  | 37  | 25 | 25 | 22 | 44  | 3  | 1  | 0  | 174 | .266 | 3  | 8   | 0  | 3   | 2   |
| TOTAL | 3.92 | 3-7 | 67  | 6  | 0  | 0/4 | 6  | 128.2 | 106 | 61 | 56 | 60 | 126 | 16 | 1  | 4  | 558 | .227 | 9  | 18  | 0  | 4   | 9   |

- ★ Selected in the 13th round (pick 381) of the MLB Draft by the Miami Marlins, joining fourth overall pick JJ Bleday and Julian Infante (36th round).
- ★ Has fanned multiple batters in five of his last nine outings ... Has allowed just three extra-base hits in his last 16 appearances (22.1 innings).
- ★ Has not allowed a run in five of his last six outings ... Has not permitted a home run in 38.0 innings this season.
- ★ Posted a 1-4 record alongside a 3.46 ERA in 21 appearances and three starts in 2018 ... His 21 appearances were tired with Reid Schaller for the team lead.
- ★ Limited opponents to a .237 average while leading all Vandy relievers with 51 strikeouts and 52.0 innings pitched in 2018.
- ★ Held opponents to nine extra-base hits including just one home run while adding three saves in 2018 ... Struck out three or more batters 12 times.
- ★ Did not allow an earned run in four of his final six appearances in 2018, posting a 2.28 ERA over 19.2 innings.
- ★ Did not permit an earned run in 10 appearances of 2018, all coming in his final 17 outings ... Held foes to one walk or fewer in 16 of his 21 appearances.

### 29 ★ Patrick Raby, RHP                      R/R                      6-3                      230 lbs.                      Sr.                      Knoxville, Tenn.

| Year  | era  | w-l   | app | gs | cg | sho | sv | ip    | h   | r   | er  | bb  | so  | 2b | 3b | hr | bf   | bavg | wp | hbp | bk | sfa | sha |
|-------|------|-------|-----|----|----|-----|----|-------|-----|-----|-----|-----|-----|----|----|----|------|------|----|-----|----|-----|-----|
| 2016  | 2.61 | 7-1   | 15  | 10 | 0  | 0/1 | 2  | 58.2  | 35  | 17  | 17  | 19  | 63  | 5  | 0  | 3  | 220  | .174 | 2  | 0   | 2  | 0   | 0   |
| 2017  | 2.73 | 10-4  | 16  | 16 | 1  | 0/1 | 0  | 105.1 | 89  | 38  | 32  | 30  | 87  | 16 | 0  | 7  | 426  | .231 | 5  | 4   | 0  | 1   | 5   |
| 2018  | 3.57 | 5-5   | 16  | 12 | 0  | 0/1 | 0  | 68.0  | 69  | 29  | 27  | 33  | 57  | 11 | 2  | 6  | 299  | .271 | 6  | 5   | 0  | 2   | 4   |
| 2019  | 3.04 | 10-1  | 17  | 15 | 0  | 0/1 | 0  | 74.0  | 71  | 33  | 25  | 44  | 78  | 9  | 0  | 4  | 332  | .254 | 6  | 2   | 1  | 4   | 3   |
| TOTAL | 2.97 | 32-11 | 64  | 53 | 1  | 0/4 | 2  | 306.0 | 264 | 117 | 101 | 126 | 285 | 41 | 2  | 20 | 1277 | .236 | 19 | 11  | 3  | 7   | 12  |

- ★ Selected in the 17th round (pick 504) of the 2019 MLB Draft by the Cincinnati Reds ... Collegiate Baseball Second-Team All-American.
- ★ Broke a 46-year-old program record (Jeff Peeples, 1970-73), becoming Vanderbilt's career wins leader with his 30th at South Carolina.
- ★ Currently ranks sixth in Vanderbilt career innings pitched (306.0) and 10th in career strikeouts (285) ... Currently ninth in career history for ERA (2.97).
- ★ Tied for fourth in the SEC and 12th nationally in wins (10) ... Allowed just one earned run, securing his 31st career win, vs. Missouri.
- ★ Has not allowed more than one earned run in nine of his 15 starts ... Has fanned five-plus batters in nine of his 15 starts.
- ★ In 15 starts, including eight vs. ranked opponents, has held foes to a .251 batting average in 71.1 innings.
- ★ Has allowed just 13 extra-base hits in 71.1 innings including 15 starts this season ... Held No. 19 Texas A&M to three hits in five frames.
- ★ Tied Jim Gibbs (1981-84) for third in program history with his 25th career victory on March 10 against Illinois State (5.0 IP, 4 H, 1 ER, 5 K).
- ★ Recorded his 200th career strikeout in his hometown of Knoxville on May 12, 2018, at Tennessee while limiting the Volunteers to two runs.
- ★ Struck out four-or-more batters on eight occasions in 2018 ... Held opponents to a .230 batting average (29-for-126) with runners on base.
- ★ Fanned a season-high eight batters without allowing an earned run in five innings of three-hit ball against TCU on March 11, 2018.
- ★ Former Collegiate Baseball Freshman All-American (2016) ... Three-time All-American at Knoxville Farragut High School.

## PITCHING NOTES CONTINUED

| 80 ★ Kumar Rocker, RHP |      |      |     |    |    |     |    |      |    | R/R | 6-4 | 255 lbs. | Fr. | Athens, Ga. |    |    |     |      |    |     |    |     |     |
|------------------------|------|------|-----|----|----|-----|----|------|----|-----|-----|----------|-----|-------------|----|----|-----|------|----|-----|----|-----|-----|
| Year                   | era  | w-l  | app | gs | cg | sho | sv | ip   | h  | r   | er  | bb       | so  | 2b          | 3b | hr | bf  | bavg | wp | hbp | bk | sfa | sha |
| 2019                   | 3.38 | 11-5 | 18  | 15 | 1  | 1/0 | 0  | 93.1 | 85 | 39  | 35  | 19       | 103 | 18          | 2  | 2  | 388 | .240 | 7  | 7   | 4  | 3   | 5   |
| TOTAL                  | 3.38 | 11-5 | 18  | 15 | 1  | 1/0 | 0  | 93.1 | 85 | 39  | 35  | 19       | 103 | 18          | 2  | 2  | 388 | .240 | 7  | 7   | 4  | 3   | 5   |

- ★ 2019 SEC All-Freshman Team ... Nation's top-ranked freshman (Perfect Game) ... SEC's No. 3-ranked prospect for the 2021 MLB Draft (D1Baseball).
- ★ NCAA Nashville Regional All-Tournament Team ... Second-highest rated high school right-handed pitcher in the 2018 MLB Draft by MLB.com.
- ★ Struck out 19 batters and tossed Vanderbilt's first individual no-hitter since 1971 as part of a 3-0 victory against Duke in the super regionals.
- ★ Became the first pitcher to throw a no-hitter in the super regionals and eighth to do so in the NCAA Tournament.
- ★ Has gone 9-1 with a 2.24 ERA in his last 10 starts, striking out 71 across 64.1 innings while limiting opponents to a .205 average.
- ★ Has held opponents to three earned runs or fewer in 15 of his last 17 outings ... Has fanned six-plus batters in 10 of his last 13 starts.
- ★ Has not allowed more than two walks in 17 of his 18 appearances ... Has tossed five-plus innings in 13 of his last 14 starts.
- ★ Tabbed the nation's third-ranked right-handed pitcher and eight-best overall player in the 2018 class by Perfect Game.
- ★ Honored as the 2017-18 Gatorade Georgia Baseball Player of the Year... Tabbed an Under Armour All-American.
- ★ Lettered four years in baseball and two years in football at North Oconee High School (Athens, Ga.).
- ★ Father, Tracy, played college football at Auburn and was the first SEC player to win both the Lombardi Award and the Outland Trophy.

| 27 ★ Ethan Smith, RHP |      |     |     |    |    |     |    |      |    | R/R | 6-1 | 200 lbs. | Fr. | Mt. Juliet, Tenn. |    |    |     |      |    |     |    |     |     |
|-----------------------|------|-----|-----|----|----|-----|----|------|----|-----|-----|----------|-----|-------------------|----|----|-----|------|----|-----|----|-----|-----|
| Year                  | era  | w-l | app | gs | cg | sho | sv | ip   | h  | r   | er  | bb       | so  | 2b                | 3b | hr | bf  | bavg | wp | hbp | bk | sfa | sha |
| 2019                  | 3.27 | 4-0 | 17  | 0  | 0  | 0/2 | 0  | 33.0 | 17 | 13  | 12  | 17       | 47  | 5                 | 1  | 1  | 137 | .150 | 4  | 5   | 1  | 1   | 1   |
| TOTAL                 | 3.27 | 4-0 | 17  | 0  | 0  | 0/2 | 0  | 33.0 | 17 | 13  | 12  | 17       | 47  | 5                 | 1  | 1  | 137 | .150 | 4  | 5   | 1  | 1   | 1   |

- ★ Has allowed one or no runs in 10 of his last 11 outings ... Has walked five batters in his last 11 appearances after walking 12 in his first six.
- ★ Has allowed just four extra-base hits in his last 10 appearances (18.1 innings).
- ★ Struck out eight batters at South Carolina, matching Austin Becker for the most by a Commodore reliever this season.
- ★ Recognized as Tennessee's top right-handed pitcher and the state's third-best overall player in the class of 2018 by Perfect Game.
- ★ Threw the first perfect game in the history of the Perfect Game Tournament in Jupiter, Fla.... 2018 Rawlings-Perfect Game First-Team All-American.
- ★ Led Mt. Juliet (Tenn.) High School to the 2016 and 2018 District 9-AAA title ... Captain of the team as a junior and a senior.
- ★ Brother, Brandon, played baseball at Tennessee Tech; brother Austin, played at Columbia State CC and other brother, Jonathan played at Tufts University.

| HITTING STREAKS |         |         | REACHED-BASE STREAKS |         |         | SCORELESS-INNING STREAK |         |         |
|-----------------|---------|---------|----------------------|---------|---------|-------------------------|---------|---------|
| PLAYER          | LONGEST | CURRENT | PLAYER               | LONGEST | CURRENT | PLAYER                  | LONGEST | CURRENT |
| Paul            | 14      | 1       | Bleday               | 47      | 47      | Hickman                 | 25.0    | 1.0     |
| Clarke          | 13      | 1       | Martin               | 35      | 35      | Brown                   | 16.2    | 5.0     |
| Bleday          | 12      | 6       | Davis                | 29      | --      | Raby                    | 15.2    | 0.1     |
| Martin          | 12      | 3       | Scott                | 23      | 1       | Fellows                 | 9.2     | 2.2     |
| Scott           | 10      | 1       | Duvall               | 20      | 10      | Huff                    | 6.2     | 1.1     |
| Ray             | 10      | --      | Paul                 | 19      | 1       | Smith                   | 8.0     | 0.1     |
| DeMarco         | 9       | 4       | Gonzalez             | 15      | --      | Fisher                  | 7.0     | 0.0     |
| Davis           | 9       | --      | DeMarco              | 14      | 4       | King                    | 6.0     | 4.1     |
| Duvall          | 8       | --      | Clarke               | 13      | 1       | Eder                    | 10.0    | 10.0    |
| Gonzalez        | 7       | --      | Infante              | 11      | --      | Franklin                | 6.2     | 0.1     |
| Infante         | 7       | --      | Ray                  | 11      | 7       | Rocker                  | 20.2    | 0.1     |
| Thomas          | 3       | --      | Grisanti             | 5       | --      | Gillis                  | 3.1     | 1.1     |
| Grisanti        | 2       | --      | Thomas               | 4       | --      | Kaiser                  | 2.0     | --      |
| Keegan          | 2       | 2       | Keegan               | 3       | 3       | Gobillot                | 1.0     | 0.1     |
| Kolwyck         | 1       | 1       | Hayes                | 2       | --      |                         |         |         |
| Fentress        | 1       | --      | Fentress             | 2       | --      |                         |         |         |
| Malloy          | 1       | --      | Malloy               | 2       | --      |                         |         |         |
|                 |         |         | Kolwyck              | 1       | 1       |                         |         |         |
|                 |         |         | Hogan                | 1       | --      |                         |         |         |

# 2019 REGULAR SEASON DAY-BY-DAY

| GM# | DATE | D/N | OPPONENT               | SCORE       | REC.  | SEC REC. | GA/GB  | PITCHER OF RECORD    | ATTEND. | TIME |
|-----|------|-----|------------------------|-------------|-------|----------|--------|----------------------|---------|------|
| 1   | 2/15 | N   | Virginia#              | W, 15-9     | 1-0   | 0-0      | --     | Chance Huff (1-0)    | 1,747   | 4:04 |
| 2   | 2/16 | D   | Cal State Fullerton#   | W, 14-9     | 2-0   | 0-0      | --     | Patrick Raby (1-0)   | 2,176   | 3:26 |
| 3   | 2/17 | D   | TCU#                   | L, 10-2     | 2-1   | 0-0      | --     | Kumar Rocker (0-1)   | 1,738   | 3:11 |
| 4   | 2/20 | D   | EVANSVILLE             | W, 5-4      | 3-1   | 0-0      | --     | Hugh Fisher (1-0)    | 2,665   | 3:32 |
| 5   | 2/24 | D   | PEPPERDINE             | W, 6-3      | 4-1   | 0-0      | --     | Drake Fellows (1-0)  | 2,837   | 2:56 |
| 6   | 2/24 | D   | PEPPERDINE             | W, 6-2      | 5-1   | 0-0      | --     | Kumar Rocker (1-1)   | --      | 2:49 |
| 7   | 2/26 | D   | SE MISSOURI ST.        | W, 11-3     | 6-1   | 0-0      | --     | Ethan Smith (1-0)    | 2,700   | 3:20 |
| 8   | 2/27 | D   | AUSTIN PEAY            | L, 7-6 (10) | 6-2   | 0-0      | --     | Jackson Gillis (0-1) | 2,726   | 4:32 |
| 9   | 3/1  | D   | DAYTON                 | W, 11-3     | 7-2   | 0-0      | --     | Drake Fellows (2-0)  | 2,745   | 3:30 |
| 10  | 3/2  | D   | DAYTON                 | W, 5-1      | 8-2   | 0-0      | --     | Patrick Raby (2-0)   | 2,819   | 2:54 |
| 11  | 3/2  | D   | DAYTON                 | W, 2-0      | 9-2   | 0-0      | --     | Ethan Smith (2-0)    | --      | 2:30 |
| 12  | 3/5  | D   | DAVIDSON               | W, 24-2     | 10-2  | 0-0      | --     | Chance Huff (2-0)    | 2,776   | 3:26 |
| 13  | 3/6  | D   | ETSU                   | W, 12-4     | 11-2  | 0-0      | --     | Jackson Gillis (1-1) | 2,665   | 2:58 |
| 14  | 3/8  | D   | ILLINOIS ST.           | W, 10-4     | 12-2  | 0-0      | --     | Drake Fellows (3-0)  | 2,694   | 3:16 |
| 15  | 3/10 | D   | ILLINOIS ST.           | W, 9-1      | 13-2  | 0-0      | --     | Patrick Raby (3-0)   | 2,866   | 2:52 |
| 16  | 3/10 | D   | ILLINOIS ST.           | L, 7-3      | 13-3  | 0-0      | --     | Zach King (0-1)      | --      | 3:13 |
| 17  | 3/12 | N   | SAMFORD                | W, 11-6     | 14-3  | 0-0      | --     | Mason Hickman (1-0)  | 2,823   | 3:28 |
| 18  | 3/15 | N   | at Texas A&M*          | W, 7-4      | 15-3  | 1-0      | --     | Drake Fellows (4-0)  | 5,774   | 3:37 |
| 19  | 3/16 | D   | at Texas A&M*          | L, 8-7      | 15-4  | 1-1      | 1.0 GB | Zach King (0-2)      | 7,104   | 3:46 |
| 20  | 3/17 | D   | at Texas A&M*          | L, 7-0      | 15-5  | 1-2      | 2.0 GB | Kumar Rocker (1-2)   | 5,385   | 2:32 |
| 21  | 3/19 | N   | vs. Belmont^           | W, 3-0      | 16-5  | 1-2      | 2.0 GB | Mason Hickman (2-0)  | 1,032   | 2:54 |
| 22  | 3/21 | N   | FLORIDA*               | W, 5-0      | 17-5  | 2-2      | 1.5 GB | Drake Fellows (5-0)  | 3,191   | 2:31 |
| 23  | 3/22 | N   | FLORIDA*               | W, 15-2     | 18-5  | 3-2      | 1.5 GB | Patrick Raby (4-0)   | 3,626   | 3:22 |
| 24  | 3/23 | D   | FLORIDA*               | W, 14-2     | 19-5  | 4-2      | 1.0 GB | Kumar Rocker (2-2)   | 3,626   | 2:54 |
| 25  | 3/26 | N   | vs. Lipscomb^          | W, 15-1     | 20-5  | 4-2      | 1.0 GB | Mason Hickman (3-0)  | 1,277   | 3:01 |
| 26  | 3/29 | N   | TENNESSEE*             | W, 4-2      | 21-5  | 5-2      | 1.0 GB | Drake Fellows (6-0)  | 3,626   | 3:19 |
| 27  | 3/30 | N   | TENNESSEE*             | W, 10-4     | 22-5  | 6-2      | 0.5 GB | Patrick Raby (5-0)   | 3,512   | 3:01 |
| 28  | 3/31 | D   | TENNESSEE*             | L, 7-6      | 22-6  | 6-3      | 1.0 GB | Kumar Rocker (2-3)   | 3,563   | 3:09 |
| 29  | 4/2  | N   | WESTERN KY.            | W, 5-4 (10) | 23-6  | 6-3      | 1.0 GB | Ethan Smith (3-0)    | 2,877   | 3:20 |
| 30  | 4/5  | N   | at Georgia*            | W, 3-2 (11) | 24-6  | 7-3      | --     | Tyler Brown (1-0)    | 3,188   | 3:40 |
| 31  | 4/6  | D   | at Georgia*            | L, 8-3      | 24-7  | 7-4      | 1.0 GB | Patrick Raby (5-1)   | 3,117   | 2:57 |
| 32  | 4/7  | D   | at Georgia*            | L, 3-1      | 24-8  | 7-5      | 2.0 GB | Kumar Rocker (2-4)   | 3,045   | 2:32 |
| 33  | 4/9  | N   | at MTSU                | W, 15-3     | 25-8  | 7-5      | 2.0 GB | Mason Hickman (4-0)  | 2,557   | 3:34 |
| 34  | 4/12 | N   | ARKANSAS*              | W, 3-2      | 26-8  | 8-5      | 1.0 GB | Drake Fellows (7-0)  | 3,465   | 2:24 |
| 35  | 4/13 | N   | ARKANSAS*              | W, 12-2     | 27-8  | 9-5      | 0.5 GB | Kumar Rocker (3-4)   | 3,305   | 2:27 |
| 36  | 4/14 | D   | ARKANSAS*              | L, 14-12    | 27-9  | 9-6      | 1.0 GB | Tyler Brown (1-1)    | 3,488   | 4:01 |
| 37  | 4/16 | N   | INDIANA ST.            | W, 7-1      | 28-9  | 9-6      | 1.0 GB | Mason Hickman (5-0)  | 2,810   | 2:57 |
| 38  | 4/19 | N   | at Alabama*            | W, 7-4      | 29-9  | 10-6     | 1.5 GB | Drake Fellows (8-0)  | 2,862   | 3:04 |
| 39  | 4/20 | N   | at Alabama*            | W, 13-5     | 30-9  | 11-6     | 1.5 GB | Kumar Rocker (4-4)   | 3,609   | 3:14 |
| 40  | 4/21 | D   | at Alabama*            | W, 2-0      | 31-9  | 12-6     | 1.0 GB | Patrick Raby (6-1)   | 3,006   | 2:53 |
| 41  | 4/25 | N   | AUBURN*                | W, 12-6     | 32-9  | 13-6     | 0.5 GB | Drake Fellows (9-0)  | 3,050   | 4:22 |
| 42  | 4/26 | N   | AUBURN*                | W, 5-2      | 33-9  | 14-6     | +0.5   | Kumar Rocker (5-4)   | 3,534   | 3:10 |
| 43  | 4/27 | D   | AUBURN*                | W, 9-5      | 34-9  | 15-6     | --     | Patrick Raby (7-1)   | 3,626   | 3:04 |
| 44  | 4/30 | N   | TENNESSEE TECH         | W, 21-10    | 35-9  | 15-6     | --     | Mason Hickman (6-0)  | 3,191   | 4:13 |
| 45  | 5/3  | N   | at South Carolina*     | W, 22-11    | 36-9  | 16-6     | --     | Ethan Smith (4-0)    | 6,570   | 4:25 |
| 46  | 5/4  | N   | at South Carolina*     | W, 9-3      | 37-9  | 17-6     | --     | Kumar Rocker (6-4)   | --      | 2:34 |
| 47  | 5/5  | D   | at South Carolina*     | W, 6-2      | 38-9  | 18-6     | +1.0   | Patrick Raby (8-1)   | 7,027   | 2:35 |
| 48  | 5/7  | N   | at Louisville          | W, 6-2      | 39-9  | 18-6     | +1.0   | AJ Franklin (1-0)    | 3,239   | 3:39 |
| 49  | 5/10 | N   | MISSOURI*              | W, 5-2      | 40-9  | 19-6     | +0.5   | Drake Fellows (10-0) | 3,626   | 2:46 |
| 50  | 5/11 | D   | MISSOURI*              | L, 5-2      | 40-10 | 19-7     | +0.5   | Kumar Rocker (6-5)   | 3,262   | 3:08 |
| 51  | 5/12 | D   | MISSOURI*              | W, 7-2      | 41-10 | 20-7     | +1.0   | Patrick Raby (9-1)   | 3,154   | 2:59 |
| 52  | 5/14 | N   | MTSU                   | W, 5-2      | 42-10 | 20-7     | +1.0   | Mason Hickman (6-0)  | 3,525   | 3:06 |
| 53  | 5/16 | N   | at Kentucky*           | W, 16-10    | 43-10 | 21-7     | +1.0   | Hugh Fisher (2-0)    | 3,649   | 3:43 |
| 54  | 5/17 | N   | at Kentucky*           | W, 12-4     | 44-10 | 22-7     | +2.0   | Kumar Rocker (7-5)   | 4,491   | 3:07 |
| 55  | 5/18 | D   | at Kentucky*           | W, 7-4      | 45-10 | 23-7     | +2.0   | Tyler Brown (2-1)    | 4,249   | 3:57 |
| 56  | 5/22 | D   | vs. Auburn%            | W, 11-1     | 46-10 | 23-7     | +2.0   | Mason Hickman (7-0)  | --      | 3:14 |
| 57  | 5/23 | N   | vs. Mississippi State% | W, 1-0      | 47-10 | 23-7     | +2.0   | Drake Fellows (11-0) | 8,620   | 2:59 |
| 58  | 5/25 | D   | vs. LSU%               | W, 13-4     | 48-10 | 23-7     | +2.0   | Kumar Rocker (8-5)   | 12,872  | 3:25 |
| 59  | 5/26 | D   | vs. Ole Miss           | W, 11-10    | 49-10 | 23-7     | +2.0   | Tyler Brown (2-1)    | 10,497  | 4:22 |
| 60  | 5/31 | D   | vs. Ohio State\$       | W, 8-2      | 50-10 | 23-7     | +2.0   | Drake Fellows (12-0) | 3,626   | 3:04 |
| 61  | 6/1  | N   | vs. Indiana State\$    | W, 8-5      | 51-10 | 23-7     | +2.0   | Kumar Rocker (9-5)   | 3,626   | 3:08 |
| 62  | 6/2  | N   | vs. Indiana State\$    | W, 12-1     | 52-10 | 23-7     | +2.0   | Mason Hickman (8-0)  | 3,626   | 3:08 |
| 63  | 6/7  | N   | vs. Duke@              | L, 18-5     | 52-11 | 23-7     | +2.0   | Drake Fellows (12-1) | 3,626   | 4:09 |
| 64  | 6/8  | N   | vs. Duke@              | W, 3-0      | 53-11 | 23-7     | +2.0   | Kumar Rocker (10-5)  | 3,626   | 2:56 |
| 65  | 6/9  | D   | vs. Duke@              | W, 13-2     | 54-11 | 23-7     | +2.0   | Patrick Raby (10-1)  | 3,626   | 3:34 |
| 66  | 6/16 | D   | vs. Louisville+        | W, 3-1      | 55-11 | 23-7     | +2.0   | Drake Fellows (13-1) | 22,704  | 2:57 |
| 67  | 6/19 | D   | vs. Mississippi State+ | W, 6-3      | 56-11 | 23-7     | +2.0   | Kumar Rocker (11-5)  | 15,465  | 3:24 |

#Salt River Fields (Talking Stick, Ariz.)

^ First Tennessee Park (Nashville, Tenn.)

BOLD = Home Game (Hawkins Field)

\* SEC Game

% SEC Tournament Game (Hoover, Ala.)

\$ NCAA Nashville Regional

@ NCAA Nashville Super Regional

+ College World Series (Omaha, Neb.)

# SEASON HIGHS AND LOWS

## TEAM BATTING

Most runs, game \_\_\_\_\_ 24, vs. Davidson (3/5/19)  
 Most runs, inning \_\_\_\_\_ 13, 3rd inn., vs. Davidson (3/5/19)  
 Most hits, game \_\_\_\_\_ 21, vs. Tennessee Tech (4/30/19)  
 Most hits, inning \_\_\_\_\_ 8, 3rd inn., vs. Davidson (3/5/19)  
 Fewest hits, game \_\_\_\_\_ 1, at Georgia (4/7/19)  
 Most doubles, game \_\_\_\_\_ 6, vs. Davidson (3/5/19)  
 Most triples, game \_\_\_\_\_ 2, vs. Virginia (2/15/19)  
 Most home runs, game \_\_\_\_\_ 5, 2x, last vs. Duke (6/9/19)  
 Most home runs, inning \_\_\_\_\_ 2, 9x, last vs. Duke (6/9/19)  
 Most extra-base hits \_\_\_\_\_ 9, 2x, last vs. Tennessee Tech (4/30/19)  
 Most stolen bases, game \_\_\_\_\_ 4, 2x, last vs. Tennessee Tech (4/30/19)  
 Most walks, game \_\_\_\_\_ 17, vs. Davidson (3/5/19)  
 Most strikeouts, game \_\_\_\_\_ 14, at Alabama (4/20/19)  
 Most hit by pitch, game \_\_\_\_\_ 3, 4x, last vs. Florida (3/23/19)  
 Most left on base \_\_\_\_\_ 15, vs. Florida (3/22/19)

## INDIVIDUAL BATTING

Most hits \_\_\_\_\_ 5, 2x, last vs. Auburn (5/22/19)  
 Most runs \_\_\_\_\_ 4, 6x, last Austin Martin at Kentucky (5/16/19)  
 Most doubles \_\_\_\_\_ 3, 2x, last Julian Infante vs. Indiana State (6/1/19)  
 Most triples \_\_\_\_\_ 1, 18x, last Philip Clarke vs. Indiana State (6/2/19)  
 Most home runs \_\_\_\_\_ 2, 10x, last Stephen Scott vs. Miss. St. (6/19/19)  
 Most extra-base hits \_\_\_\_\_ 3, 4x, last Julian Infante vs. Indiana State (6/1/19)  
 Most total bases \_\_\_\_\_ 10, 2x, last Stephen Scott at Kentucky (5/16/19)  
 Most RBIs \_\_\_\_\_ 7, Pat DeMarco vs. Davidson (3/5/19)  
 Most stolen bases \_\_\_\_\_ 2, 6x, last Ethan Paul vs. Duke (6/9/19)  
 Most walks \_\_\_\_\_ 3, 7x, last Harrison Ray vs. Duke (6/7/19)  
 Most strikeouts \_\_\_\_\_ 4, Julian Infante at Alabama (4/21/19)  
 Longest hitting streak \_\_\_\_\_ 14 games, Ethan Paul (2/15-3/10/19)

## TEAM PITCHING

Most walks \_\_\_\_\_ 12, vs. Austin Peay (2/27/19)  
 Fewest walks \_\_\_\_\_ 0, 2x, last at Kentucky (5/17/19)  
 Most runs allowed, game \_\_\_\_\_ 18, vs. Duke (6/7/19)  
 Most runs allowed, inning \_\_\_\_\_ 10, vs. Duke (6/7/19)  
 Most hits allowed, game \_\_\_\_\_ 22, vs. Arkansas (4/14/19)  
 Most hits allowed, inning \_\_\_\_\_ 6, vs. Duke (6/7/19)  
 Fewest hits allowed, game \_\_\_\_\_ 0, vs. Duke (6/8/19)  
 Most home runs allowed, game \_\_\_\_\_ 2, 4x, last vs. Duke (6/9/19)  
 Most consecutive scoreless inn. \_\_\_\_\_ 25 innings (3/17-22/19)

## INDIVIDUAL PITCHING

Most innings pitched, starter \_\_\_\_\_ 9.0, 3x, last Kumar Rocker vs. Duke (6/8/19)  
 Fewest innings pitched, starter \_\_\_\_\_ 0.2, 2x, last Patrick Raby vs. Ole Miss (5/26/19)  
 Most innings pitched, reliever \_\_\_\_\_ 5.0, Jake Eder at Georgia (4/6/19)  
 Most strikeouts, starter \_\_\_\_\_ 19, Kumar Rocker vs. Duke (6/8/19)  
 Most strikeouts, reliever \_\_\_\_\_ 8, 3x, last Hugh Fisher vs. Missouri (5/12/19)  
 Most walks allowed \_\_\_\_\_ 6, 2x, last Patrick Raby vs. Florida (3/22/19)  
 Most runs allowed \_\_\_\_\_ 8, Drake Fellows at South Carolina (5/3/19)  
 Most earned runs allowed \_\_\_\_\_ 7, Drake Fellows at South Carolina (5/3/19)  
 Most hits allowed \_\_\_\_\_ 10, Kumar Rocker vs. Tennessee (3/31/19)  
 Fewest hits allowed, CG \_\_\_\_\_ 0, Kumar Rocker vs. Duke (6/8/19)  
 Most home runs allowed \_\_\_\_\_ 2, 3x, last Mason Hickman vs. Duke (6/9/19)  
 Most pitches thrown \_\_\_\_\_ 131, Kumar Rocker vs. Duke (6/8/19)

## MISCELLANEOUS TEAM

Longest winning streak \_\_\_\_\_ 13 games, 4/16-4/10/19  
 Longest losing streak \_\_\_\_\_ 2 games, 2x, last 4/6-4/7  
 Most games over .500 \_\_\_\_\_ 45 games, last 6/19/19  
 Most games under .500 \_\_\_\_\_  
 Longest game, innings \_\_\_\_\_ 11 inn., at Georgia (4/5/19)  
 Longest game, time \_\_\_\_\_ 4:32, vs. Austin Peay (2/27/19)  
 Shortest game, time \_\_\_\_\_ 2:24 vs. Arkansas (4/12/19)  
 Largest crowd, Hawkins Field \_\_\_\_\_ 3,626, 18x, last vs. Duke (6/9/19)  
 Smallest crowd, Hawkins Field \_\_\_\_\_ 2,665, 2x, last vs. ETSU (3/6/19)  
 Largest crowd, road \_\_\_\_\_ 22,704 vs. Louisville @ CWS (6/17/19)  
 Smallest crowd, road \_\_\_\_\_ 1,032 vs. Belmont (3/19/19)  
 Largest winning margin \_\_\_\_\_ 22 runs, vs. Davidson (3/5/19)  
 Largest losing margin \_\_\_\_\_ 13 runs, vs. Duke (6/7/19)  
 Largest deficit overcome to win \_\_\_\_\_ 8 runs, vs. Ole Miss (5/26/19)  
 Largest lead relinquished to lose \_\_\_\_\_ 5 runs, 2x, last at Texas A&M (3/16/19)  
 Most double plays turned \_\_\_\_\_ 2, 5x, last vs. Indiana State (6/1/19)  
 Most double plays turned by opponent \_\_\_\_\_ 3, 2x, last at South Carolina (5/3/19)  
 Most errors \_\_\_\_\_ 4, at Texas A&M (3/17/19)  
 Most errors by an opponent \_\_\_\_\_ 5, vs. Davidson (3/5/19)  
 Most stolen bases by an opponent \_\_\_\_\_ 3, at South Carolina (5/5/19)

## LAST HOME RUN

## MULTI-HIT GAMES

## MULTI-RBI GAMES

| PLAYER   | DATE, OPP.                    | 2H | 3H | 4H | 5H | TOTAL | 2RBI | 3RBI | 4RBI | 5+RBI | TOTAL |
|----------|-------------------------------|----|----|----|----|-------|------|------|------|-------|-------|
| Bleday   | 5/25/19 vs. LSU               | 19 | 6  | -- | 1  | 26    | 13   | 2    | 2    | 2     | 19    |
| Clarke   | 6/7/19 vs. Duke               | 21 | 5  | -- | -- | 26    | 9    | 3    | 3    | 2     | 17    |
| Davis    | --                            | 10 | 1  | 1  | -- | 12    | 4    | 2    | --   | --    | 6     |
| DeMarco  | 6/9/19 vs. Duke               | 12 | 2  | 1  | -- | 15    | 4    | 4    | 1    | 1     | 10    |
| Duvall   | 6/2/19 vs. Indiana State      | 11 | 3  | -- | -- | 14    | 4    | 3    | 3    | --    | 10    |
| Fentress | --                            | -- | -- | -- | -- | --    | --   | --   | --   | --    | --    |
| Gonzalez | 2/20/19 vs. Evansville        | 7  | -- | -- | -- | 7     | 2    | --   | --   | --    | 2     |
| Grisanti | 4/5/19 at Georgia             | 1  | -- | 1  | -- | 2     | 1    | 1    | --   | --    | 2     |
| Hayes    | --                            | -- | -- | -- | -- | --    | --   | --   | --   | --    | --    |
| Hogan    | --                            | -- | -- | -- | -- | --    | --   | --   | --   | --    | --    |
| Infante  | 6/9/19 vs. Duke               | 7  | 2  | -- | -- | 9     | 7    | 1    | 1    | 1     | 10    |
| Keegan   | --                            | 1  | -- | -- | -- | 1     | --   | --   | --   | --    | --    |
| Kolwyck  | --                            | 1  | -- | -- | -- | 1     | --   | --   | --   | --    | --    |
| Malcolm  | --                            | -- | -- | -- | -- | --    | --   | --   | --   | --    | --    |
| Malloy   | --                            | -- | -- | -- | -- | --    | --   | --   | --   | --    | --    |
| Martin   | 6/16/19 vs. Louisville        | 19 | 11 | 4  | -- | 34    | 8    | 7    | --   | --    | 15    |
| McMillan | --                            | -- | -- | -- | -- | --    | --   | --   | --   | --    | --    |
| Paul     | 5/25/19 vs. LSU               | 21 | 4  | -- | 1  | 26    | 6    | 6    | 1    | 3     | 16    |
| Ray      | 5/18/19 at Kentucky           | 14 | 3  | -- | -- | 17    | 6    | 1    | --   | --    | 7     |
| Scott    | 6/19/19 vs. Mississippi State | 19 | 4  | 1  | -- | 24    | 3    | 4    | 4    | 1     | 12    |
| Thomas   | 4/30/19 vs. Tennessee Tech    | 2  | 1  | 1  | -- | 4     | --   | --   | 1    | 1     | 2     |



## BREAKDOWNS

| RUNS BY INNING | 1  | 2  | 3   | 4  | 5  | 6  | 7  | 8  | 9  | 10+ | TOTAL |
|----------------|----|----|-----|----|----|----|----|----|----|-----|-------|
| VANDERBILT     | 80 | 71 | 102 | 68 | 52 | 57 | 60 | 39 | 27 | 3   | 559   |
| OPPONENTS      | 33 | 34 | 30  | 35 | 34 | 26 | 30 | 31 | 24 | 2   | 279   |

| PITCHING BREAKDOWN | W-L-S   | ERA  | IP    | H   | R   | ER  | BB  | SO  | HR |
|--------------------|---------|------|-------|-----|-----|-----|-----|-----|----|
| STARTERS           | 40-8    | 3.53 | 359.1 | 318 | 159 | 141 | 134 | 419 | 20 |
| RELIEVERS          | 16-3-30 | 4.15 | 238.1 | 189 | 120 | 110 | 119 | 301 | 11 |

| CATCHING BREAKDOWN | CS | SBA | CS%  | PB | PICKOFFS |
|--------------------|----|-----|------|----|----------|
| PHILIP CLARKE      | 12 | 24  | 33.3 | 7  | 2        |
| TY DUVAL           | 3  | 7   | 30.0 | 4  | 0        |
| DOMINIC KEEGAN     | 0  | 1   | 0.0  | 0  | 0        |
| STEPHEN SCOTT      | 1  | 4   | 20.0 | 0  | 0        |

### STARTS BY BATTING ORDER (TOTAL, W-L)

**1st:** Martin (33, 30-3), Davis (31, 23-8), Clarke (1, 1-0), Grisanti (1, 1-0), Ray (1, 1-0)  
**2nd:** Bleday (32, 29-3), Martin (28, 21-7), Ray (6, 5-1), Clarke (1, 1-0)  
**3rd:** Bleday (37, 29-8), Paul (30, 27-3)  
**4th:** Clarke (34, 30-4), Scott (30, 23-7), Paul (3, 3-0)  
**5th:** Clarke (25, 20-5), DeMarco (24, 20-4), Ray (10, 9-1), Duvall (2, 2-0), Scott (3, 2-1), Paul (1, 1-0), Rocker (1, 1-0), Infante (1, 1-0)  
**6th:** Scott (27, 24-3), DeMarco (20, 17-3), Ray (11, 8-3), Clarke (5, 3-2), Paul (3, 3-0), Duvall (1, 1-0)  
**7th:** Paul (28, 20-8), Ray (19, 17-2), DeMarco (5, 5-0), Duvall (5, 5-0), Scott (4, 4-0), Infante (2, 2-0), Thomas (3, 3-0), Rocker (1, 0-1)  
**8th:** Duvall (23, 22-1), Raby (19, 14-5), Infante (9, 6-3), Fellows (8, 7-1), Thomas (2, 2-0), Gonzalez (2, 2-0), Scott (1, 1-0), Rocker (1, 1-0), Ray (2, 2-0)  
**9th:** Infante (41, 36-5), Gonzalez (11, 8-3), Ray (10, 8-2), Fellows (1, 1-0), Raby (1, 1-0), Fentress (2, 2-0), Thomas (1, 0-1)

### STARTS BY POSITION (TOTAL, W-L)

**C:** Clarke (43, 34-9), Duvall (22, 21-1), Scott (2, 1-1)  
**1B:** Infante (53, 45-8), Scott (14, 11-3)  
**2B:** Ray (54, 45-9), Martin (13, 11-2)  
**3B:** Martin (48, 40-8), Gonzalez (13, 10-3), Ray (6, 6-0)  
**SS:** Paul (67, 56-11)  
**LF:** Scott (46, 40-6), Davis (18, 13-5), DeMarco (2, 2-0), Grisanti (1, 1-0)  
**CF:** DeMarco (47, 40-7), Davis (12, 9-3), Thomas (6, 5-1), Fentress (2, 2-0)  
**RF:** Bleday (67, 56-11)  
**DH:** Clarke (23, 21-2), Raby (19, 14-5), Fellows (9, 8-1), Duvall (9, 8-1), Scott (3, 2-1), Rocker (3, 2-1), Davis (1, 1-0)

## HOME RUN NOTES

**HOMERS AT HOME: 48**  
**HOMERS ON THE ROAD: 32**

**SOLO HOMERS: 47**  
**2-RUN HOMERS: 22**

**3-RUN HOMERS: 18**  
**GRAND SLAMS: 6**

#### 2-HOME RUN GAMES BY VANDERBILT (9 IN 2019)

Last: Austin Martin (2), 6/16/19 vs. Louisville

#### 3-HOME RUN GAMES BY VANDERBILT (0 IN 2019)

Last: Connor Kaiser, 6/3/18 at Clemson

#### PINCH-HIT HOME RUNS BY VANDERBILT (2 IN 2019)

Last: Walker Grisanti, 4/5/19 at Georgia

#### GRAND SLAMS BY VANDERBILT (6 IN 2019)

Last: Ty Duvall, 6/2/19 vs. Indiana State

#### FIRST-INNING LEADOFF HOME RUNS BY VANDERBILT (3 IN 2019)

Last: Austin Martin, 6/16/19 vs. Louisville

#### WALK-OFF HOME RUNS (0 IN 2019)

Last: JJ Bleday, 6/9/18 vs. Mississippi State, 11th inning

#### INSIDE-THE-PARK HOME RUNS BY VANDERBILT (0 IN 2019)

Last: Will Toffey, 3/22/17 vs. Belmont

#### BACK-TO-BACK HOME RUNS BY VANDERBILT (4 IN 2019)

Last: Ty Duvall, Julian Infante, 6/2/19 vs. Indiana State, 6th inning

# CAREER HIGHS

## 43 ★ Austin Becker

Innings Pitched: 3.0, vs. Davidson (3/5/19)  
Strikeouts: 8, vs. Davidson (3/5/19)  
Hits Allowed: None  
Walks Allowed: 2, vs. Davidson (3/5/19)  
Runs Allowed: None

## 51 ★ JJ Bleday

Hits: 5, vs. Auburn (5/22/19)  
Runs: 4, vs. Florida (3/23/19)  
RBI: 5, 2x, last at MTSU (4/9/19)  
Walks: 5, vs. Middle Tennessee (5/15/18)  
HRs: 2, 3x, last at Alabama (4/20/19)  
Strikeouts: 3, 2x, last at Texas A&M (3/15/19)  
Stolen Bases: 1, 2x, last vs. Clemson (6/2/18)

## 21 ★ Tyler Brown

Innings Pitched: 5.0, vs. Texas A&M (5/22/18)  
Strikeouts: 6, 3x, last vs. Illinois St. (3/8/19)  
Hits Allowed: 6, at Florida (3/31/18)  
Walks Allowed: 3, vs. Mississippi St. (6/10/18)  
Runs Allowed: 6, at Florida (3/31/18)

## 5 ★ Philip Clarke

Hits: 3, 10x, last vs. Ole Miss (5/26/19)  
Runs: 3, 3x, last vs. Indiana State (6/2/19)  
RBI: 6, vs. Arkansas (4/14/19)  
Walks: 4, vs. UMass-Lowell (2/23/18)  
HRs: 2, vs. Clemson (6/3/18)  
Strikeouts: 2, 13x, last vs. Duke (6/9/19)  
Stolen Bases: 2, vs. UMass-Lowell (2/25/18)

## 3 ★ Cooper Davis

Hits: 4, vs. SEMO (2/26/19)  
Runs: 3, 2x, last vs. Tennessee (3/30/19)  
RBI: 3, 2x, last at Texas A&M (3/15/19)  
Walks: 2, 4x, last vs. WKU (4/2/19)  
HRs: None  
Strikeouts: 2, 3x, last at Georgia (4/5/19)  
Stolen Bases: 1, 7x, last vs. Tennessee (3/30/19)

## 18 ★ Pat DeMarco

Hits: 4, vs. Auburn (4/27/19)  
Runs: 3, 4x, last at South Carolina (5/3/19)  
RBI: 7, vs. Davidson (3/5/19)  
Walks: 3, vs. Ohio State (5/31/19)  
HRs: 1, 16x, last vs. Duke (6/9/19)  
Strikeouts: 3, 8x, last vs. Miss. State (5/23/19)  
Stolen Bases: 2, 3x, last vs. Auburn (4/27/19)

## 20 ★ Ty Duvall

Hits: 3, 4x, last vs. LSU (5/25/19)  
Runs: 3, 3x, last at South Carolina (5/3/19)  
RBI: 4, 4x, last vs. Indiana State (6/2/19)  
Walks: 3, 4x, last at Kentucky (5/18/19)  
HRs: 1, 7x, last vs. LSU (5/25/19)  
Strikeouts: 3, 2x, last vs. Samford (3/12/19)  
Stolen Bases: 1, at Missouri (4/21/18)

## 39 ★ Jake Eder

Innings Pitched: 5.0, 4x, last at Georgia (4/6/19)  
Strikeouts: 7, at Long Beach State (3/7/18)  
Hits Allowed: 6, 2x, last at MTSU (4/3/18)  
Walks Allowed: 5, vs. Louisville (5/1/18)  
Runs Allowed: 5, vs. Louisville (5/1/18)

## 66 ★ Drake Fellows

Innings Pitched: 9.0, vs. Florida (3/22/19)  
Strikeouts: 13, vs. Dayton (3/1/19)  
Hits Allowed: 8, 3x, last at S. Carolina (5/3/19)  
Walks Allowed: 6, at Texas A&M (3/15/19)  
Runs Allowed: 8, at S. Carolina (5/3/19)

## 13 ★ Kiambu Fentress

Hits: 1, 2x, last vs. Illinois State (3/10/19)  
Runs: 2, vs. Lipscomb (3/26/19)  
RBI: 1, vs. Austin Peay (2/27/18)  
Walks: 3, vs. Lipscomb (3/26/19)  
HRs: None  
Strikeouts: 1, 6x, last at MTSU (4/9/19)  
Stolen Bases: 1, vs. Lipscomb (3/26/19)

## 32 ★ Hugh Fisher

Innings Pitched: 4.0, vs. Illinois State (3/10/19)  
Strikeouts: 8, vs. Missouri (5/12/19)  
Hits Allowed: 4, vs. Arkansas (4/14/19)  
Walks Allowed: 2, 7x, last vs. LSU (5/25/19)  
Runs Allowed: 4, vs. Duke (6/7/19)

## 49 ★ AJ Franklin

Innings Pitched: 2.1, at Louisville (5/7/19)  
Strikeouts: 3, 3x, last at Louisville (5/7/19)  
Hits Allowed: 4, vs. Duke (6/7/19)  
Walks Allowed: 3, vs. CS Fullerton (2/16/19)  
Runs Allowed: 6, 2x, last vs. Duke (6/7/19)

## 35 ★ Jackson Gillis

Innings Pitched: 3.2, vs. Duke (2/16/18)  
Strikeouts: 5, vs. UMass-Lowell (2/24/18)  
Hits Allowed: 4, vs. TCU (3/11/18)  
Walks Allowed: 4, vs. Texas A&M (3/25/17)  
Runs Allowed: 4, 2x, last at Tennessee (5/13/18)

## 55 ★ Joe Gobillot

Innings Pitched: 1.0, 2x, last vs. TTU (4/30/19)  
Strikeouts: 3, at MTSU (4/9/19)  
Hits Allowed: 1, 2x, last vs. TTU (4/30/19)  
Walks Allowed: 3, vs. TTU (4/30/19)  
Runs Allowed: 3, vs. TTU (4/30/19)

## 99 ★ Jayson Gonzalez

Hits: 4, 2x, last vs. Austin Peay (2/27/18)  
Runs: 3, vs. Middle Tennessee (5/15/18)  
RBI: 5, vs. UMass-Lowell (2/24/18)  
Walks: 2, vs. Evansville (2/20/19)  
HRs: 2, vs. UMass-Lowell (2/24/18)  
Strikeouts: 3, 5x, last at Tennessee (5/12/18)  
Stolen Bases: 1, 3x, last vs. Illinois St. (3/10/19)

## 17 ★ Walker Grisanti

Hits: 4, vs. ETSU (3/6/19)  
Runs: 3, vs. Xavier (3/12/16)  
RBI: 3, 3x, last vs. ETSU (3/6/19)  
Walks: 3, at UCLA (3/9/18)  
HRs: 1, 3x, last at Georgia (4/5/19)  
Strikeouts: 3, 4x, last vs. Austin Peay (2/27/19)

## 30 ★ Sterling Hayes

Hits: None  
Runs: 1, 2x, last vs. Davidson (3/5/19)  
RBI: None  
Walks: 1, 2x, last vs. Davidson (3/5/19)  
HRs: None  
Strikeouts: 1, vs. Tennessee Tech (4/30/19)  
Stolen Bases: None

## 44 ★ Mason Hickman

Innings Pitched: 7.0, 5x, last vs. Indiana St. (6/2/19)  
Strikeouts: 12, vs. Belmont (3/19/19)  
Hits Allowed: 8, at Florida (4/1/18)  
Walks Allowed: 6, at Tennessee (5/13/18)  
Runs Allowed: 6, vs. Kentucky (5/19/18)

## 11 ★ Matt Hogan

Hits: None  
Runs: 1, vs. Davidson (3/5/19)  
RBI: None  
Walks: 1, vs. Davidson (3/5/19)  
HRs: None  
Strikeouts: 1, vs. Davidson (3/5/19)  
Stolen Bases: None

## 45 ★ Chance Huff

Innings Pitched: 6.0, vs. Davidson (3/5/19)  
Strikeouts: 7, vs. Davidson (3/5/19)  
Hits Allowed: 6, vs. Davidson (3/5/19)  
Walks Allowed: 3, 4x, last vs. TTU (4/30/19)  
Runs Allowed: 3, 2x, last vs. Austin Peay (2/27/19)

## 22 ★ Julian Infante

Hits: 4, vs. Belmont (3/22/17)  
Runs: 4, vs. Belmont 3/22/17  
RBI: 7, vs. Missouri 3/22/17  
Walks: 3, vs. Saint Mary's G2 (3/12/17)  
HRs: 2, vs. Arkansas (4/14/19)  
Strikeouts: 4, 3x, last at Alabama (4/21/19)  
Stolen Bases: 1, 4x, last vs. TTU (4/30/19)

## 33 ★ Erik Kaiser

Innings Pitched: 3.0, vs. ETSU (3/6/19)  
Strikeouts: 4, vs. ETSU (3/6/19)  
Hits Allowed: 4, vs. ETSU (3/6/19)  
Walks Allowed: None  
Runs Allowed: 4, vs. ETSU (3/6/19)

## 12 ★ Dominic Keegan

Hits: 2, vs. Tennessee Tech (4/30/19)  
Runs: 2, vs. Tennessee Tech (4/30/19)  
RBI: 1, vs. Tennessee Tech (4/30/19)  
Walks: 1, 2x, last at South Carolina (5/3/19)  
HRs: None  
Strikeouts: 1, 5x, last vs. Arkansas (4/14/19)  
Stolen Bases: None

## 34 ★ Zach King

Innings Pitched: 6.1, vs. Kentucky (5/18/18)  
Strikeouts: 7, vs. Dayton (3/2/19)  
Hits Allowed: 7, vs. UMass-Lowell (2/24/18)  
Walks Allowed: 4, at Clemson (6/2/18)  
Runs Allowed: 5, vs. Illinois State (3/10/19)

## 16 ★ Tate Kolwyck

Hits: 2, vs. Tennessee Tech (4/30/19)  
Runs: 1, vs. Tennessee Tech (4/30/19)  
RBI: 1, vs. Tennessee Tech (4/30/19)  
Walks: 1, vs. Davidson (3/5/19)  
HRs: None  
Strikeouts: None  
Stolen Bases: None

## 36 ★ John Malcom

Hits: None  
Runs: None  
RBI: 1, vs. Davidson (3/5/19)  
Walks: None  
HRs: None  
Strikeouts: 2, vs. Tennessee Tech (4/30/19)  
Stolen Bases: None

## 42 ★ Justyn-Henry Malloy

Hits: 1, vs. Cal State Fullerton (2/16/19)  
Runs: 1, 3x, last vs. Tennessee Tech (4/30/19)  
RBI: 1, 2x, last vs. SEMO (2/26/19)  
Walks: 1, 6x, last vs. Tennessee Tech (4/30/19)  
HRs: None  
Strikeouts: 2, vs. TCU (2/17/19)  
Stolen Bases: None

## 16 ★ Austin Martin

Hits: 4, 4x, last vs. Arkansas (4/14/19)  
Runs: 4, 3x, last vs. Arkansas (4/14/19)  
RBI: 3, 8x, last vs. Louisville (6/16/19)  
Walks: 3, 3x, last vs. Virginia (2/15/19)  
HRs: 2, 2x, last vs. Louisville (6/16/19)  
Strikeouts: 4, vs. Indiana State (2/28/18)  
Stolen Bases: 3, vs. Presbyterian (2/21/18)

## 10 ★ Ethan Paul

Hits: 5, vs. Florida (3/22/19)  
Runs: 3, 11x, last at Alabama (4/19/19)  
RBI: 7, vs. UMass-Lowell (2/24/18)  
Walks: 3, vs. Xavier (3/13/16)  
HRs: 2, 2x, last vs. Evansville (4/17/18)  
Strikeouts: 3, 10x, last vs. Auburn (4/25/19)  
Stolen Bases: 2, 6x, last vs. Duke (6/9/19)

## 29 ★ Patrick Raby

Innings Pitched: 9.0, at Georgia (4/21/17)  
Strikeouts: 11, 2x, last vs. Saint Mary's (3/12/17)  
Hits Allowed: 9, 2x, last vs. Arkansas (4/14/19)  
Walks Allowed: 6, vs. Florida (3/22/19)  
Runs Allowed: 7, 2x, last at Auburn (5/5/18)

## 2 ★ Harrison Ray

Hits: 3, 3x, last vs. Duke (6/8/19)  
Runs: 4, vs. Florida (3/22/19)  
RBI: 4, vs. South Carolina (4/29/18)  
Walks: 3, vs. Duke (6/7/19)  
HRs: 1, 4x, last at Kentucky (5/18/19)  
Strikeouts: 3, 5x, last vs. Ohio State (5/31/19)  
Stolen Bases: 2, 3x, last vs. Illinois St. (3/8/19)

## 80 ★ Kumar Rocker

Innings Pitched: 9.0, vs. Duke (6/8/19)  
Strikeouts: 19, vs. Duke (6/8/19)  
Hits Allowed: 10, vs. Tennessee (3/31/19)  
Walks Allowed: 4, at Alabama (4/20/19)  
Runs Allowed: 7, vs. Tennessee (3/31/19)

## 19 ★ Stephen Scott

Hits: 4, vs. Florida (3/22/19)  
Runs: 4, at Clemson (6/3/18)  
RBI: 5, 2x, last vs. Auburn (5/22/19)  
Walks: 2, 21x, last at Kentucky (5/17/19)  
HRs: 2, 3x, last at Kentucky (5/16/19)  
Strikeouts: 3, 4x, last at Alabama (4/19/19)  
Stolen Bases: 2, vs. Georgia (4/5/18)

## 27 ★ Ethan Smith

Innings Pitched: 3.2, vs. Dayton (3/2/19)  
Strikeouts: 8, at South Carolina (5/3/19)  
Hits Allowed: 3, 2x, last vs. Arkansas (4/13/19)  
Walks Allowed: 3, 2x, last at Texas A&M (3/16/19)  
Runs Allowed: 2, 4x, last vs. Arkansas (4/13/19)

## 8 ★ Isaiah Thomas

Hits: 4, vs. Tennessee Tech (4/30/19)  
Runs: 3, vs. Tennessee Tech (4/30/19)  
RBI: 5, vs. Tennessee Tech (4/30/19)  
Walks: 1, vs. Auburn (4/27/19)  
HRs: 2, vs. Tennessee Tech (4/30/19)  
Strikeouts: 3, at Alabama (4/19/19)  
Stolen Bases: None

THE LAST TIME VANDERBILT...

Won 5 or more consecutive games 12 games (May 12, 2019-June 2, 2019)  
Won 7 or more consecutive games 12 games (May 12, 2019-June 2, 2019)  
Won 10 or more consecutive games 12 games (May 12, 2019-June 2, 2019)  
Won 13 or more consecutive games 13 games (April 16-May 10, 2019)  
Won 14 or more consecutive games 14 games (April 20-May 16, 2013)  
Won 15 or more consecutive games 19 games (Feb. 9-March 16, 2007)

Won 5 or more consecutive home games 6 games (April 16, 2019-May 10, 2019)  
Won 8 or more consecutive home games 8 games (Feb. 18-28, 2018)  
Won 10 or more consecutive home games 17 games (May 29, 2015-March 15, 2016)  
Won 20 or more consecutive home games Never Happened

Won 5 or more consecutive road games 11 games (April 9, 2019-present)  
Won 7 or more consecutive road games 11 games (April 9, 2019-present)  
Won 10 or more consecutive road games 11 games (April 9, 2019-present)  
Won 12 or more consecutive road games 13 games (April 20, 2013-March 18, 2014)

Won 5 or more consecutive conference games 10 games (April 19-May 10, 2019)  
Won 6 or more consecutive conference games 10 games (April 19-May 10, 2019)  
Won 9 or more consecutive conference games 10 games (April 19-May 10, 2019)  
Won 11 or more consecutive conference games 11 games (April 20-May 16, 2013)

Won 5 or more consecutive conference home games 9 games (May 17, 2018-March 30, 2019)  
Won 8 or more consecutive conference home games 9 games (May 17, 2018-March 30, 2019)  
Won 9 or more consecutive conference home games 12 games (March 23-May 16, 2013)

Won 5 or more consecutive conference road games 9 games (April 19, 2019-present)  
Won 7 or more consecutive conference road games 9 games (April 19, 2019-present)  
Won 9 or more consecutive conference road games 9 games (April 19, 2019-present)

Won 5 or more consecutive midweek games 11 games (March 5, 2019-present)  
Won 10 or more consecutive midweek games 11 games (March 5, 2019-present)  
Won 12 or more consecutive midweek games 12 games (March 27, 2012-March 13, 2013)

Won 5 or more consecutive midweek home games 7 games (May 5, 2019-present)  
Won 10 or more consecutive midweek home games 13 games (March 27, 2012-April 9, 2013)  
Won 15 or more consecutive midweek home games 16 games (March 23, 2010-Feb. 22, 2012)

Lost 5 or more consecutive games 6 games (April 29-May 8, 2018)  
Lost 7 or more consecutive games 7 games (March 28-April 6, 1997)  
Lost 8 or more consecutive games 12 games (March 25-April 10, 1994)

Lost 4 or more consecutive home games 4 games (Feb. 24-29, 2012)  
Lost 5 or more consecutive home games 6 games (April 30-May 22, 2005)  
Lost 6 or more consecutive home games 6 games (April 30-May 22, 2005)  
Lost 7 or more consecutive home games 9 games (1965-1966)

Lost 5 or more consecutive road games 6 games (March 30-April 20, 2018)  
Lost 6 or more consecutive road games 6 games (March 30-April 20, 2018)  
Lost 7 or more consecutive road games 8 games (Feb. 17-April 6, 2012)  
Lost 8 or more consecutive road games 8 games (Feb. 17-April 6, 2012)  
Lost 9 or more consecutive road games 9 games (March 25-April 26, 1994)  
Los 10 or more consecutive road games 11 games (April 18, 1978-March 5, 1979)

Lost 5 or more consecutive conference games 6 games (May 10, 2009-March 20, 2010)  
Lost 6 or more consecutive conference games 6 games (May 10, 2009-March 20, 2010)  
Lost 7 or more consecutive conference games 7 games (May 10, 2008-March 15, 2009)  
Lost 8 or more consecutive conference games 11 games (April 5-27, 2002)  
Lost 9 or more consecutive conference games 11 games (April 5-27, 2002)  
Lost 10 or more consecutive conference games 11 games (April 5-27, 2002)

Lost 5 or more consecutive conference home games 5 games (April 12-27, 2002)  
Lost 6 or more consecutive conference home games 9 games (April 14-May 14, 2000)  
Lost 7 or more consecutive conference home games 9 games (April 14-May 14, 2000)  
Lost 8 or more consecutive conference home games 9 games (April 14-May 14, 2000)

Lost 5 or more consecutive conference road games 5 games (March 30-April 20, 2018)  
Lost 6 or more consecutive conference road games 10 games (April 5-May 17, 2002)  
Lost 7 or more consecutive conference road games 10 games (April 5-May 17, 2002)  
Lost 8 or more consecutive conference road games 10 games (April 5-May 17, 2002)

Shutout an opponent vs. Duke, 3-0 (June 8, 2019)  
Shutout an opponent on Opening Day vs. Santa Clara, 4-0 (Feb. 13, 2015)  
Shutout an opponent at home vs. Florida, 5-0 (March 21, 2019)  
Shutout an SEC opponent at home vs. Florida, 5-0 (March 21, 2019)  
Shutout an opponent on the road at Alabama, 2-0 (April 21, 2019)  
Shutout an SEC opponent on the road at Alabama, 2-0 (April 21, 2019)  
Shutout an opponent on a neutral field vs. Duke, 3-0 @ Nashville Super Regional (June 8, 2019)  
Shutout a midweek opponent at home vs. UT-Martin, 11-0 (April 4, 2017)  
Shutout a midweek opponent on the road at Middle Tennessee, 1-0 (April 12, 2011)  
Shutout back-to-back opponents vs. Belmont, 3-0 & vs. Florida, 5-0 (March 19-21, 2019)

Was shutout at Texas A&M, 7-0 (March 17, 2019)  
Was shutout in back-to-back games Kentucky, 14-0 & 4-0 (April 23, 1976)

Was shutout on Opening Day vs. San Diego, 10-0 (Feb. 17, 2006)  
Was shutout at home Kentucky, 3-0 (April 17, 2016)  
Was shutout at home by an SEC opponent Kentucky, 3-0 (April 17, 2016)  
Was shutout on the road at Texas A&M, 7-0 (March 17, 2019)  
Was shutout on the road by an SEC opponent at Texas A&M, 7-0 (March 17, 2019)

Was shutout on a neutral field vs. Louisiana, 3-0, at Minute Maid Park (March 3, 2018)  
Was shutout against a midweek opponent at home vs. Belmont, 1-0 (Feb. 26, 2003)  
Was shutout against a midweek opponent on the road at North Florida, 2-0 (March 5, 1991)  
Was shutout against a non-conference opponent on a neutral site vs. Louisiana, 3-0, at MMP (March 3, 2018)

Run-ruled an opponent vs. Auburn, 11-1, 8 inn. @ SEC Tournament (May 22, 2019)  
Run-ruled an opponent at home vs. Evansville, 14-3, 5 inn. (April 17, 2002)

Was run-ruled vs. Texas A&M, 13-3, 7 inn. @ SEC Tournament (May 27, 2016)

Played in 14 or more innings 14 innings, vs. Illinois-Chicago (W, 6-5) (Feb. 27, 2016)  
Played in 15 or more innings 16 innings, vs. Ole Miss (L, 6-5) (April 10, 2015)  
Played in 16 or more innings 16 innings, vs. Ole Miss (L, 6-5) (April 10, 2015)  
Played in 17 or more innings 17 innings, vs. Louisville (W, 11-10) (May 11, 2010)

Won both games of a doubleheader at South Carolina: 9-3, 6-2 (May 5, 2019)  
Shutout opponent in both games of a doubleheader vs. Georgia: 3-0, 6-0 (April 27, 1976)  
Lost both games of a doubleheader at Tennessee: 4-2 (11), 4-3 (April 25, 2010)

Swept a 3-game series at home vs. #25 Auburn (April 25-27, 2019)  
Swept a 3-game series at home vs. non-conference opponent vs. Dayton (March 1-2, 2019)  
Swept a 3-game series on the road at Kentucky (May 16-18, 2019)  
Swept a 3-game SEC series at home vs. #25 Auburn (April 25-27, 2019)  
Swept a 3-game SEC series on the road at Kentucky (May 16-18, 2019)  
Swept a midweek series at home 2 games, vs. Presbyterian (Feb. 20-21, 2018)  
Swept a midweek series on the road 2 games, at Ohio (May 17-18, 2005)  
Swept a four-game series vs. Sewanee (1907)

Was swept in a 3-game series at home vs. Oregon (Feb. 24-26, 2012)  
Was swept in a 3-game series at home vs. non-conference opponent vs. Oregon (Feb. 24-26, 2012)  
Was swept in a 3-game series on the road at Auburn (May 4-6, 2018)  
Was swept in a 3-game SEC series at home vs. Tennessee (May 14-16, 2009)  
Was swept in a 3-game SEC series on the road at Auburn (May 4-6, 2018)

Swept 3 or more SEC series in a season 5, 2019 (vs. UF, at ALA, vs. AUB, at USC, at UK)  
Swept 5 or more SEC series in a season 5, 2019 (vs. UF, at ALA, vs. AUB, at USC, at UK)  
Swept 6 or more SEC series in a season 6, 2013 (at AUB, vs. UT, at OM, vs. MIZ, vs. MSU, vs. UK)  
Was swept in 3 or more SEC series in a season 3, 2009 (vs. ALA, at USC, vs. UT)  
Was swept in 4 or more SEC series in a season 4, 2002 (vs. UGA, at OM, at UF, at AUB)

Swept Alabama in a 3-game series at home April 9-11, 2011  
Swept Alabama in a 3-game series on the road April 19-21, 2019  
Was swept by Alabama in a 3-game series at home April 17-19, 2009  
Was swept by Alabama in a 3-game series on the road April 22-23, 2006

Swept Arkansas in a 3-game series at home March 14-15, 2015  
Swept Arkansas in a 3-game series on the road Never Happened  
Was swept by Arkansas in a 3-game series at home April 1-3, 1994  
Was swept by Arkansas in a 3-game series on the road April 8-10, 2005

Swept Auburn in a 3-game series at home April 27-29, 2019  
Swept Auburn in a 3-game series on the road March 15-17, 2013  
Was swept by Auburn in a 3-game series at home March 19-21, 1999  
Was swept by Auburn in a 3-game series on the road May 4-6, 2018

Swept Florida in a 3-game series at home March 21-23, 2019  
Swept Florida in a 3-game series on the road Never Happened  
Was swept by Florida in a 3-game series at home May 20-22, 2005  
Was swept by Florida in a 3-game series on the road March 30-April 1, 2018

Swept Georgia in a 3-game series at home April 29-May 1, 2016  
Swept Georgia in a 3-game series on the road April 3-5, 2015  
Was swept by Georgia in a 3-game series at home March 22-24, 2002  
Was swept by Georgia in a 3-game series on the road May 2-4, 2003

Swept Kentucky in a 3-game series at home May 17-19, 2018  
Swept Kentucky in a 3-game series on the road May 16-18, 2019  
Was swept by Kentucky in a 3-game series at home May 12-14, 2000  
Was swept by Kentucky in a 3-game series on the road April 9-10, 1988

Swept Missouri in a 3-game series at home April 24-26, 2015  
Swept Missouri in a 3-game series on the road May 25-27, 2016  
Was swept by Missouri in a 3-game series at home Never Happened  
Was swept by Missouri in a 3-game series on the road Never Happened

Swept South Carolina in a 3-game series at home Never Happened  
Swept South Carolina in a 3-game series on the road May 3-5, 2019  
Was swept by South Carolina in a 3-game series at home April 12-14, 2002  
Was swept by South Carolina in a 3-game series on the road May 1-3, 2009

Swept Tennessee in a 3-game series at home March 29-31, 2013  
Swept Tennessee in a 3-game series on the road May 2-4, 2008  
Was swept by Tennessee in a 3-game series at home May 14-16, 2009  
Was swept by Tennessee in a 3-game series on the road May 5-7, 2000

Swept Texas A&M in a 3-game series at home Never Happened  
Swept Texas A&M in a 3-game series on the road Never Happened  
Was swept by Texas A&M in a 3-game series at home Never Happened  
Was swept by Texas A&M in a 3-game series on the road Never Happened

THE LAST TIME VANDERBILT...

Defeated a Top 25 ranked team vs. #3 Mississippi State, 6-3 (June 19, 2019)  
Defeated a Top 25 ranked team at home vs. #21 Missouri, 7-2 (May 12, 2019)  
Defeated a Top 25 ranked team on the road at #6 Louisville, 6-2 (May 7, 2019)  
Defeated a Top 25 ranked team at a neutral site vs. #3 Mississippi State, 6-3 (June 19, 2019)  
Defeated a Top 25 ranked non-conference team vs. #3 Mississippi State, 6-3 (June 19, 2019)  
Defeated a Top 25 ranked non-conference team at home vs. #23 Indiana State, 12-1 (June 2, 2019)  
Defeated a Top 25 ranked non-conference team on the road at #6 Louisville, 6-2 (May 7, 2019)

Defeated a Top 20 ranked team vs. #3 Mississippi State, 6-3 (June 19, 2019)  
Defeated a Top 20 ranked team at home vs. #12 Arkansas, 12-2 (April 13, 2019)  
Defeated a Top 20 ranked team on the road at #6 Louisville, 6-2 (May 7, 2019)  
Defeated a Top 20 ranked team at a neutral site vs. #3 Mississippi State, 6-3 (June 19, 2019)

Defeated a Top 15 ranked team vs. #3 Mississippi State, 6-3 (June 19, 2019)  
Defeated a Top 15 ranked team at home vs. #12 Arkansas, 12-2 (April 13, 2019)  
Defeated a Top 15 ranked team on the road at #6 Louisville, 6-2 (May 7, 2019)  
Defeated a Top 15 ranked team at a neutral site vs. #3 Mississippi State, 6-3 (June 19, 2019)

Defeated a Top 10 ranked team vs. #3 Mississippi State, 6-3 (June 19, 2019)  
Defeated a Top 10 ranked team at home vs. #5 Ole Miss, 8-7 (April 15, 2018)  
Defeated a Top 10 ranked team on the road at #6 Louisville, 6-2 (May 7, 2019)  
Defeated a Top 10 ranked team at a neutral site vs. #3 Mississippi State, 6-3 (June 19, 2019)

Defeated a Top 5 ranked team vs. #3 Mississippi State, 6-3 (June 19, 2019)  
Defeated a Top 5 ranked team at home vs. #5 Ole Miss, 8-7 (April 15, 2018)  
Defeated a Top 5 ranked team on the road at #4 Georgia, 3-2 -- 11 inn. (April 5, 2019)  
Defeated a Top 5 ranked team at a neutral site vs. #3 Mississippi State, 6-3 (June 19, 2019)

Defeated a #1 ranked team vs. #1 Texas A&M, 6-5 (May 25, 2016)  
Defeated a #1 ranked team at home vs. #1 Kentucky, 4-3 (April 28, 2012)  
Defeated a #1 ranked team on the road at #1 Florida, 5-0 (May 14, 2016)  
Defeated a #1 ranked team at a neutral site vs. #1 Texas A&M, 6-5 (May 25, 2016)

Won a series against a Top 25 ranked team vs. #21 Missouri: 5-2, 2-5, 7-2 (May 10-12, 2019)  
Won a series against a Top 10 ranked team vs. #5 Ole Miss: 3-11, 8-7, 8-7 (April 13-15, 2018)  
Won a series against a Top 25 ranked team at home vs. #21 Missouri: 5-2, 2-5, 7-2 (May 10-12, 2019)  
Won a series against a Top 10 ranked team at home vs. #5 Ole Miss: 3-11, 8-7, 8-7 (April 13-15, 2018)  
Won a series against a Top 25 ranked team on the road at #19 Miss. St.: 5-0, 10-1, 4-3 (March 16-18, 2018)  
Won a series against a Top 10 ranked team on the road at #4 Florida: 0-1, 3-0, 16-2 (May 8-10, 2014)  
Swept a series against a Top 25 ranked team vs. #25 Auburn: 12-6, 5-2, 9-5 (April 25-27, 2019)  
Swept a series against a Top 10 ranked team 2 games, at #1 Arkansas, 9-0, 13-6 (April 10-11, 2009)  
Have not swept a 3-game series in the Tim Corbin era  
Played to a tie vs. Alabama, 3-3 - 8 inn. (May 20, 2017)

Hit back-to-back home runs T. Duvall (grand slam), J. Infante (solo) - 6th inn. vs. Indiana St. (June 2, 2019)  
Hit back-to-back HR twice in a game Connor Kaiser (3R), Philip Clarke (solo) - 3rd inn;  
Julian Infante (solo), Harrison Ray (solo) - 8th inn at Clemson (June 3, 2018)  
Had multiple players hit 2-or-more home runs Stephen Scott (2), Philip Clarke (2), Connor Kaiser (3) at Clemson (June 3, 2018)  
Hit 2 or more home runs in an inning 2, 1st inning, vs. Duke (June 9, 2019)  
Hit 3 or more home runs in an inning 3, 3rd inning, vs. San Diego (Feb. 21, 2016)  
Hit 5 or more home runs in a game 5, vs. Duke (June 9, 2019)  
Hit 6 or more home runs in a game 9, vs. #8 Clemson @ NCAA Clemson Regional (June 3, 2018)  
Hit 8 or more home runs in a game 9, vs. #8 Clemson @ NCAA Clemson Regional (June 3, 2018)  
Hit multiple grand slams in a season 6 (P. Clarke, P. DeMarco, S. Scott, J. Infante, T. Duvall) (2019)  
Hit 3 or more grand slams in a season 6 (P. Clarke, P. DeMarco, S. Scott, J. Infante, T. Duvall) (2019)  
Hit 4 or more grand slams in a season 6 (P. Clarke, P. DeMarco, S. Scott, J. Infante, T. Duvall) (2019)

Homered in 3 or more consecutive innings 3, vs. Tennessee Tech, 3rd-4th-5th (April 30, 2019)  
Homered in 4 or more consecutive innings 4, vs. Clemson, 5th-6th-7th-8th (June 3, 2018)  
Homered in 5 or more consecutive games 6 games (May 12-22 2019)  
Homered in 8 or more consecutive games 11 games (April 13-May 5, 2019)  
Homered in 9 or more consecutive games 11 games (April 13-May 5, 2019)  
Homered in 10 or more consecutive games 11 games (April 13-May 5, 2019)

Scored 10 or more runs in 3 consecutive games 3 games (March 22-26, 2019)  
Scored 10 or more runs in 4 consecutive games 4 games (April 9-14, 2013)  
Scored 10 or more runs in 5 or more consecutive games 6 games (April 22-May 1, 2011)  
Scored 15 or more runs in a game 16, at Kentucky, 16-10 (May 16, 2019)  
Scored 20 or more runs in a game 22, at South Carolina, 22-11 (May 3, 2019)  
Scored 20 or more runs in consecutive games 21-10 vs. Tennessee Tech; 22-11 at S. Carolina (April 30; May 3, 2019)

Scored 10 or more runs in a loss 12-14, vs. Arkansas (April 14, 2019)  
Scored 15 or more runs in a loss 15-16, 10 inn. - at LSU (May 7, 2010)  
Scored 17 or more runs in a loss 17-22, vs. Michigan State (March 20, 1993)  
Scored 20 or more runs in a loss Never Happened

Scored 10 or more unanswered runs 18, vs. Middle Tennessee (May 15, 2018)  
Scored 15 or more unanswered runs 18, vs. Middle Tennessee (May 15, 2018)  
Scored 20 or more unanswered runs 21, vs. Radford @ NCAA Nashville Regional (June 1, 2015)

Scored in 5 consecutive innings 5, (1st-5th inn.) vs. Duke (June 9, 2019)  
Scored in 6 consecutive innings 6, (3rd-8th inn.) vs. Tennessee Tech (April 30, 2019)  
Scored 5 or more runs in the first inning 6, vs. Tennessee Tech (April 30, 2019)  
Scored 7 or more runs in the first inning 7, vs. #12 Arkansas (April 13, 2019)  
Scored 9 or more runs in the first inning 9, vs. Samford (March 12, 2019)

Scored in the first inning in 4 or more consecutive games 4 games (Feb. 24-27, 2019)  
Scored 7 or more runs in an inning 9 (6th inn.), at South Carolina (May 3, 2019)  
Scored 10 or more runs in an inning 13 (3rd inn.) vs. Davidson (March 5, 2019)  
Scored 14 or more runs in an inning 14 (3rd inn.) vs. Middle Tennessee (May 15, 2018)  
Scored 4 or more runs in three diff. innings 7 (4th inn), 9 (6th inn) & 5 (7th inn) at S. Carolina (May 3, 2019)  
Scored 4 or more runs in three diff. innings in consecutive games 6 (1st inn), 5 (3rd inn) & 4 (4th inn)  
vs. Tenn. Tech (April 30, 2019) and 7 (4th inn), 9 (6th inn) & 5 (7th inn) at S. Carolina (May 3, 2019)

Scored 10 or more runs in a road game 12, at Kentucky (May 17, 2019)  
Scored 15 or more runs in a road game 16, at Kentucky (May 16, 2019)  
Scored 20 or more runs in a road game 22, at South Carolina (May 3, 2019)  
Scored 25 or more runs in a road game Never Happened

Allowed 10 or more runs in a loss 18, vs. Duke (June 7, 2019)  
Allowed 10 or more runs in a win 10, vs. Ole Miss @ SEC Tourney (May 26, 2019)  
Allowed 15 or more runs in a game 18, vs. Duke (June 7, 2019)  
Allowed 20 or more runs in a game 20, vs. Florida (April 15, 2017)  
Allowed 7 or more runs in an inning 10, 8th inn. vs. Duke (June 7, 2019)  
Allowed 10 or more runs in an inning 13, 7th inn. vs. Xavier (June 4, 2016)  
Allowed 5 or more runs in the first inning 6, vs. Ole Miss @ SEC Tourney (May 26, 2019)

Overcame a deficit of 4 or more runs in a win 8, vs. Ole Miss @ SEC Tourney (May 26, 2019)  
Overcame a deficit of 5 or more runs in a win 8, vs. Ole Miss @ SEC Tourney (May 26, 2019)  
Overcame a deficit of 6 or more runs in a win 8, vs. Ole Miss @ SEC Tourney (May 26, 2019)  
Overcame a deficit of 7 or more runs in a win 8, vs. Ole Miss @ SEC Tourney (May 26, 2019)  
Overcame a deficit of 8 or more runs in a win 8, vs. Ole Miss @ SEC Tourney (May 26, 2019)  
Overcame a deficit of 9 or more runs in a win 10, vs. Illinois State (March 1, 2015)

Squandered a lead of 4 or more runs in a loss 4, vs. #12 Arkansas (April 14, 2019)  
Squandered a lead of 5 or more runs in a loss 5, at #19 Texas A&M (March 16, 2019)  
Squandered a lead of 6 or more runs in a loss 7, vs. South Carolina (April 27, 2018)  
Squandered a lead of 7 or more runs in a loss 7, vs. South Carolina (April 27, 2018)

Had 15 or more hits in a game 17, vs. Ole Miss @ SEC Tourney (May 26, 2019)  
Had 15 or more hits in a win 17, vs. Ole Miss @ SEC Tourney (May 26, 2019)  
Had 18 or more hits in a game 19, at Kentucky (May 16, 2019)  
Had 18 or more hits in a win 19, at Kentucky (May 16, 2019)  
Had 20 or more hits in a win 21, vs. Tennessee Tech (April 30, 2019)  
Had 30 or more hits in a game 30, vs. Alabama (April 17, 1988)  
Had 50 or more hits in an SEC series 54, vs. Missouri (April 12-14, 2013)  
Had 15 or more hits in a loss 17, vs. Florida (April 15, 2017)

Had 10 or more total bases in a game Stephen Scott (10) at Kentucky (May 16, 2019)  
Had 11 or more total bases in a game Connor Kaiser (14) at Clemson (June 3, 2018)

Had at least 15 hits in back-to-back games 15, 21, 15 vs. Auburn, Tenn. Tech and at South Carolina (April 27-May 3, 2019)  
Had at least 10 hits in 5 or more consecutive games 5 games (April 25-May 3, 2019)  
Had at least 10 hits in 6 or more consecutive games 6 games (Feb. 20-March 1, 2019)  
Had at least 10 hits in 7 or more consecutive games 7 games (Feb. 18-27, 2018)  
Had at least 10 hits in 8 or more consecutive games 8 games (Feb. 27-March 12, 2010)

Had 5 or more doubles in a game 5, vs. Indiana State (June 1, 2019)  
Had 6 or more doubles in a game 6, vs. Davidson (March 5, 2019)  
Had 7 or more doubles in a game 8, at Clemson (June 3, 2017)  
Allowed 5 or more doubles in a game 6, vs. Arkansas (April 14, 2019)  
Allowed 6 or more doubles in a game 6, vs. Arkansas (April 14, 2019)

Had 2 or more triples in a game 2, vs. ETSU (March 6, 2019)  
Had 3 or more triples in a game 4, vs. Radford (May 31, 2015)  
Had 4 or more triples in a game 4, vs. Radford (May 31, 2015)  
Allowed 2 or more triples in a game 2, vs. Duke (June 7, 2019)  
Allowed 3 or more triples in a game 3, vs. Texas A&M (April 11, 2014)



THE LAST TIME VANDERBILT...

Allowed 3 or more home runs in a game \_\_\_\_\_ 3, by Kentucky (May 19, 2018)  
Allowed 4 or more home runs in a game \_\_\_\_\_ 4, vs. Sam Houston State @ Minute Maid Park (March 2, 2018)  
Allowed 5 or more home runs in a game \_\_\_\_\_ 5, at Auburn (March 27, 2009)

Did not draw a walk in a game \_\_\_\_\_ vs. #12 Arkansas (April 12, 2019)  
Walked 10 or more times in a game \_\_\_\_\_ 11, at South Carolina (May 3, 2019)  
Walked 15 or more times in a game \_\_\_\_\_ 17, vs. Davidson (March 5, 2019)  
Walked 18 or more times in a game \_\_\_\_\_ 19, vs. Middle Tennessee (May 15, 2018)  
Allowed 0 walks in a game \_\_\_\_\_ at Kentucky (May 17, 2019)  
Allowed 0 walks in back-to-back games \_\_\_\_\_ at San Diego, DH (Feb. 20, 2011)  
Allowed 10 or more walks in a game \_\_\_\_\_ 10, vs. Tennessee Tech (April 30, 2019)  
Allowed 12 or more walks in a game \_\_\_\_\_ 12, vs. Austin Peay (Feb. 27, 2019)  
Allowed 10-plus walks in back-to-back games \_\_\_\_\_ 12, vs. Illinois State; 12, vs. Evansville (March 1-3, 2015)

Did not strikeout in a game \_\_\_\_\_ vs. Tennessee-Martin (Feb. 23, 2005)  
Struck out 12 or more times in a game \_\_\_\_\_ 14, at Alabama (April 20, 2019)  
Struck out 15 or more times in a game \_\_\_\_\_ 16, vs. Mississippi St. @ Nashville Super Regional (June 10, 2018)  
Struck out 15 or more batters in a game \_\_\_\_\_ 16 vs. Duke (June 9, 2019)  
Struck out 18 or more batters in a game \_\_\_\_\_ 19 vs. Duke (June 8, 2019)  
Struck out 20 or more opposing batters in a game \_\_\_\_\_ 22, vs. Ole Miss (April 10, 2015)  
Struck out 10 or more opposing batters in 5 consecutive games \_\_\_\_\_ 13 games (Feb. 20-March 10, 2019)  
Struck out 10 or more opposing batters in 8 consecutive games \_\_\_\_\_ 13 games (Feb. 20, 2019-March 10, 2019)

Pitching staff held opponent scoreless for 10 consecutive inn. in a game \_\_\_\_\_ 11 inn. at Missouri (March 26, 2016)

Had 5 or more hit batters in a game \_\_\_\_\_ 5, by Arkansas (March 14, 2015)  
Had 6 or more hit batters in a game \_\_\_\_\_ 6, by Rhode Island (March 4, 2012)

Had 5 or more stolen bases in a game \_\_\_\_\_ 5, vs. South Carolina (April 29, 2018)  
Had 6 or more stolen bases in a game \_\_\_\_\_ 6, vs. LSU (March 23, 2018)  
Had 7 or more stolen bases in a game \_\_\_\_\_ 7, vs. UMass-Lowell (Feb. 25, 2018)  
Had 8 or more stolen bases in a game \_\_\_\_\_ 8, vs. UNC-Wilmington (June 1, 2012)

Left 13 or more runners on base \_\_\_\_\_ 15, vs. #14 Florida (March 22, 2019)  
Left 14 or more runners on base \_\_\_\_\_ 15, vs. #14 Florida (March 22, 2019)  
Left 15 or more runners on base \_\_\_\_\_ 15, vs. #14 Florida (March 22, 2019)  
Left 16 or more runners on base \_\_\_\_\_ 17, vs. Mississippi State @ Nashville Super Regional (June 10, 2018)

Committed 4 or more errors in a game \_\_\_\_\_ 4, at Texas A&M (March 17, 2019)  
Committed 5 or more errors in a game \_\_\_\_\_ 6, at Middle Tennessee (March 22, 2016)  
Committed 6 or more errors in a game \_\_\_\_\_ 6, at Middle Tennessee (March 22, 2016)

Combined for a no-hitter \_\_\_\_\_ at Western Kentucky (J. Lewis, N. Pilkington, J. Scott, M. Buschmann), May 6, 2003  
Combined for a perfect game \_\_\_\_\_ at Western Kentucky (J. Lewis, N. Pilkington, J. Scott, M. Buschmann), May 6, 2003  
Combined on a one-hitter \_\_\_\_\_ vs. Quinnipiac (T. Ferguson, R. Johnson, M. Ruppenthal, B. Bowden), March 11, 2015  
Combined on a two-hitter \_\_\_\_\_ vs. UT Martin (C. Day, J. Gillis, C. Snider, R. Hayes), April 4, 2017  
Combined on a three-hitter \_\_\_\_\_ at Alabama (P. Raby, H. Fisher, T. Brown), April 21, 2019  
Was no-hit \_\_\_\_\_ at Texas A&M (Kyle Simonds, 9.0), May 7, 2016

Started six true freshmen \_\_\_\_\_ at Auburn (Austin Martin - LF, Philip Clarke - DH, Pat DeMarco - RF, Jayson Gonzalez - SS, Garrett Blaylock - 3B, Mason Hickman - SP), May 6, 2018

HITTING:  
Hit an inside-the-park home run \_\_\_\_\_ Will Toffey vs. Belmont (March 22, 2017)  
Hit a pinch-hit home run \_\_\_\_\_ Walker Grisanti at #4 Georgia (April 5, 2019)  
Hit a grand slam \_\_\_\_\_ Ty Duvall vs. Indiana State (June 2, 2019)  
Hit a grand slam on the road \_\_\_\_\_ Julian Infante at South Carolina (May 3, 2019)

Hit a walk-off home run \_\_\_\_\_ JJ Bleday vs. Mississippi State (June 9, 2018)  
Had a walk-off base hit \_\_\_\_\_ Philip Clarke vs. Ole Miss @ SEC Tourney (May 26, 2019)

Hit 2 or more home runs in a game \_\_\_\_\_ Stephen Scott (2) vs. Mississippi State (June 19, 2019)  
Hit 2 or more home runs in an SEC game \_\_\_\_\_ Stephen Scott (2) at Kentucky (May 16, 2019)  
Hit 3 or more home runs in a game \_\_\_\_\_ Connor Kaiser (3) at Clemson (June 3, 2018)  
Hit 2 or more home runs consecutive games \_\_\_\_\_ Austin Martin (2) vs. Duke + Louisville (June 9-16, 2019)

Homered in consecutive at-bats \_\_\_\_\_ Austin Martin, 1st inn., 2nd inn. vs. Duke (June 9, 2019)  
Homered in consecutive at-bats in an SEC game \_\_\_\_\_ S. Scott, 1st inn., 3rd inn. at Kentucky (May 16, 2019)

Hit for the cycle \_\_\_\_\_ Clinton Johnston vs. Kentucky (April 28, 1996)  
Hit for the cycle in an SEC game \_\_\_\_\_ Clinton Johnston vs. Kentucky (April 28, 1996)

Had a 20-game hit streak \_\_\_\_\_ JJ Bleday and Austin Martin, 20 (May 17, 2018-March 1, 2019)  
Had a 25-game hit streak \_\_\_\_\_ Xavier Turner, 27 (March 4-April 22, 2014)  
Had a 45-game on-base streak \_\_\_\_\_ JJ Bleday, 47 (March 19, 2019-present)

Had 2 hits in an inning \_\_\_\_\_ Ethan Paul (1B, 2B) vs. Davidson (March 5, 2019)  
Had 5 or more hits in a game \_\_\_\_\_ Ethan Paul (5) vs. #14 Florida (March 22, 2019)

Had 5 or more RBIs in a game \_\_\_\_\_ Julian Infante (6) at South Carolina (May 3, 2019)  
Had 6 or more RBIs in a game \_\_\_\_\_ Julian Infante (6) at South Carolina (May 3, 2019)  
Had 7 or more RBIs in a game \_\_\_\_\_ Pat DeMarco (7) vs. Davidson (March 5, 2019)  
Had 10 or more RBIs in a game \_\_\_\_\_ Connor Kaiser (10) at Clemson (June 3, 2018)

Stole home \_\_\_\_\_ Ethan Paul vs. Auburn (May 19, 2016)  
Had a triple steal \_\_\_\_\_ Ethan Paul (home), Jeren Kendall (3rd), Bryan Reynolds (2nd) vs. Auburn (May 19, 2016)  
Had 3 or more stolen bases in a game \_\_\_\_\_ Austin Martin (3) vs. Presbyterian (Feb. 21, 2018)

PITCHING:  
Threw a 9-inning no-hitter \_\_\_\_\_ Kumar Rocker vs. Duke @ Nashville Super Regional (June 8, 2019)  
\_\_\_\_\_ Doug Wessel vs. Belmont (April 19, 1971)

Struck out 10 or more batters in a game \_\_\_\_\_ Kumar Rocker, 19, vs. Duke (June 8, 2019)  
Struck out 10 or more batters in an SEC game \_\_\_\_\_ Kumar Rocker, 10, vs. #25 Auburn (April 26, 2019)  
Struck out 11 or more batters in a game \_\_\_\_\_ Kumar Rocker, 19, vs. Duke (June 8, 2019)  
True freshman struck out 10 or more batters in a game \_\_\_\_\_ Kumar Rocker, 19, vs. Duke (June 8, 2019)  
Struck out 15 or more batters in a game \_\_\_\_\_ Kumar Rocker, 19, vs. Duke (June 8, 2019)  
Struck out 10 or more batters in consecutive games \_\_\_\_\_ Kyle Wright, 11 and Drake Fellows, 10 vs. Alabama (May 19-20, 2017)

Struck out 15 or more batters in a game \_\_\_\_\_ Kumar Rocker, 19, vs. Duke (June 8, 2019)  
Struck out 7 or more batters in career debut \_\_\_\_\_ 8, Austin Becker vs. Davidson (March 5, 2019)

Pitched a 7-inning, complete game \_\_\_\_\_ Mason Hickman vs. LSU (March 25, 2018)  
Pitched 9 or more innings \_\_\_\_\_ 9.0, Kumar Rocker vs. Duke (June 8, 2019)  
Pitched 9 or more scoreless innings \_\_\_\_\_ 9.0, Kumar Rocker vs. Duke (June 8, 2019)  
Pitched a 9-inning, complete game \_\_\_\_\_ 9.0, Kumar Rocker vs. Duke (June 8, 2019)  
Pitched a 9-inning, complete-game shutout \_\_\_\_\_ 9.0, Kumar Rocker vs. Duke (June 8, 2019)  
Picked up 10 or more saves in a season \_\_\_\_\_ 16, Tyler Brown (2019)  
Picked up 15 or more saves in a season \_\_\_\_\_ 16, Tyler Brown (2019)  
Picked up win and save on same day \_\_\_\_\_ Jackson Gillis vs. Ole Miss, Win - Game 1, Save - Game 2 (April 15, 2018)  
Picked up the save (true freshman) \_\_\_\_\_ Austin Becker vs. Davidson (March 5, 2019)



# NCAA TOURNAMENT HISTORY

★ 2014 National Champions ★ 2015 National Runner-Up ★

18 Appearances ★ 9 Super Regionals ★ 4 College World Series ★ 65-39 Overall Record

## 2019

### Nashville, Tenn.

May 31 Vanderbilt 8, Ohio State 2  
June 1 Vanderbilt 8, Indiana State 5  
June 2 Vanderbilt 12, Indiana State 1

### Super Regional - Nashville, Tenn.

June 7 Duke 18, Vanderbilt 5  
June 8 Vanderbilt 3, Duke 0  
June 9 Vanderbilt 13, Duke 2

### College World Series

June 16 Vanderbilt 3, Louisville 1  
June 19 Vanderbilt 6, Mississippi St. 3

## 2018

### Clemson, S.C.

June 1 Vanderbilt 2, St. John's 0  
June 2 Vanderbilt 4, Clemson 3  
June 3 Vanderbilt 19, Clemson 6

### Super Regional - Nashville, Tenn.

June 8 Mississippi St. 10, Vanderbilt 8  
June 9 Vanderbilt 4, Mississippi St. 3  
June 10 Mississippi St. 10, Vanderbilt 6 (11)

## 2017

### Clemson, S.C.

June 2 Vanderbilt 13, St. John's 4  
June 3 Vanderbilt 9, Clemson 4  
June 4 Clemson 6, Vanderbilt 0

### Super Regional - Corvallis, Ore.

June 9 Oregon State 8, Vanderbilt 4  
June 10 Oregon State 9, Vanderbilt 2

## 2016

### Nashville, Tenn.

June 4 Xavier 15, Vanderbilt 1  
June 4 Washington 9, Vanderbilt 8

### 2015 - National Runner-up Nashville, Tenn.

May 29 Vanderbilt 9, Lipscomb 1  
May 30 Vanderbilt 6, Indiana 4

June 1 Vanderbilt 21, Radford 0

### Super Regional - Champaign, Ill.

June 6 Vanderbilt 13, Illinois 0  
June 8 Vanderbilt 4, Illinois 2

### College World Series

June 15 Vanderbilt 4, Cal State Fullerton 3  
June 16 Vanderbilt 1, TCU 0  
June 19 Vanderbilt 7, TCU 1  
June 22 Vanderbilt 5, Virginia 1  
June 23 Virginia 3, Vanderbilt 0  
June 24 Virginia 4, Vanderbilt 2

## 2014 - National Champions

### Nashville, Tenn.

May 30 Vanderbilt 11, Xavier 0  
May 31 Vanderbilt 7, Oregon 2  
June 1 Vanderbilt 3, Oregon 2

### Super Regional - Nashville, Tenn.

June 6 Vanderbilt 11, Stanford 6  
June 7 Stanford 5, Vanderbilt 4  
June 8 Vanderbilt 12, Stanford 5

### College World Series

June 14 Vanderbilt 5, Louisville 3  
June 16 Vanderbilt 6, UC Irvine 4  
June 20 Texas 4, Vanderbilt 0  
June 21 Vanderbilt 4, Texas 3 (10)  
June 23 Vanderbilt 9, Virginia 8  
June 24 Virginia 7, Vanderbilt 2  
June 25 Vanderbilt 3, Virginia 2

## 2013

### Nashville, Tenn.

May 31 Vanderbilt 9, ETSU 1  
June 1 Vanderbilt 10, Illinois 4  
June 2 Georgia Tech 5, Vanderbilt 0  
June 3 Vanderbilt 7, Georgia Tech 1  
**Super Regional - Nashville, Tenn.**  
June 8 Louisville 5, Vanderbilt 3  
June 9 Louisville 2, Vanderbilt 1

## 2012

### Raleigh, N.C.

June 1 Vanderbilt 8, UNC-Wilmington 2  
June 2 Vanderbilt 9, NC State 8  
June 3 NC State 6, Vanderbilt 5  
June 4 NC State 9, Vanderbilt 7

## 2011 - College World Series

### Nashville, Tenn.

June 3 Vanderbilt 10, Belmont 0  
June 4 Vanderbilt 10, Troy 2  
June 5 Vanderbilt 6, Belmont 1

### Super Regional - Nashville, Tenn.

June 10 Vanderbilt 11, Oregon State 1  
June 11 Vanderbilt 9, Oregon State 3

### College World Series

June 18 Vanderbilt 7, North Carolina 3  
June 20 Florida 3, Vanderbilt 1  
June 22 Vanderbilt 5, North Carolina 1  
June 24 Florida 6, Vanderbilt 4

## 2010

### Louisville, Ky.

June 4 Vanderbilt 8, Illinois State 7 (13)  
June 5 Louisville 7, Vanderbilt 1  
June 6 Vanderbilt 10, Illinois State 4  
June 6 Vanderbilt 7, Louisville 0  
June 7 Vanderbilt 3, Louisville 2 (10)

### Super Regional - Tallahassee, Fla.

June 11 Florida State 9, Vanderbilt 8  
June 12 Vanderbilt 6, Florida State 2  
June 13 Florida State 7, Vanderbilt 6

## 2009

### Louisville, Ky.

May 29 Middle Tenn. 5, Vanderbilt 4  
May 30 Vanderbilt 10, Indiana 0  
May 31 Vanderbilt 6, Middle Tenn. 0  
May 31 Vanderbilt 8, Louisville 4  
June 1 Louisville 5, Vanderbilt 3

## 2008

### Tempe, Ariz.

May 30 Oklahoma 8, Vanderbilt 5  
May 31 Vanderbilt 9, Stony Brook 4  
June 1 Oklahoma 11, Vanderbilt 10

## 2007

### Nashville, Tenn.

June 1 Vanderbilt 2, Austin Peay 1 (11)  
June 2 Michigan 4, Vanderbilt 3  
June 3 Vanderbilt 11, Austin Peay 5  
June 3 Vanderbilt 10, Michigan 7  
June 4 Michigan 4, Vanderbilt 3 (10)

## 2006

### Atlanta, Ga.

June 2 Vanderbilt 5, Michigan  
June 3 Georgia Tech 7, Vanderbilt 3  
June 4 Vanderbilt 5, Michigan 4  
June 4 Georgia Tech 8, Vanderbilt 4

## 2004

### Charlottesville, Va.

June 4 Vanderbilt 7, George Mason 3  
June 5 Vanderbilt 11, Princeton 1  
June 6 Vanderbilt 7, Virginia 3  
**Super Regional - Austin, Texas**  
June 11 Texas 15, Vanderbilt 3  
June 12 Texas 10, Vanderbilt 2

## 1980

### Tallahassee, Fla.

May 22 W. Kentucky 15, Vanderbilt 4  
May 23 New Orleans 8, Vanderbilt 2  
(game completed on May 24 due to rain)

## 1974

### Starkville, Miss.

May 23 Vanderbilt 2, East Carolina 1  
May 24 Miami 7, Vanderbilt 1  
May 25 Ga. Southern 5, Vanderbilt 3

## 1973

### Starkville, Miss.

May 24 Vanderbilt 6, Ga. Southern 2  
May 26 Vanderbilt 4, North Carolina St. 2  
May 26 Ga. Southern 5, Vanderbilt 2  
May 28 Miami 6, Vanderbilt 5

## Individual Records

### Hitting and Base Running

| Category           | Record | vs Opponent   |
|--------------------|--------|---|
| At-Bats            | 7      | 4x, last Connor Kaiser at Clemson (6/3/18)            |
| Runs               | 4      | 2x, last Stephen Scott at Clemson (6/3/18)            |
| Hits               | 5      | 2x, last Connor Kaiser at Clemson (6/3/18)            |
| RBI                | 10     | Connor Kaiser at Clemson (6/3/18)                     |
| Doubles            | 3      | 2x, last Julian Infante vs. Indiana State (6/1/19)    |
|                    |        | Ethan Paul vs. Washington (6/2/16)                    |
| Triples            | 1      | Several Players                                       |
| Home Runs          | 3      | 2x, last Connor Kaiser at Clemson (6/3/18)            |
|                    |        | Aaron Westlake vs. Oregon State (6/11/11)             |
| Total Bases        | 14     | Connor Kaiser at Clemson (6/3/18)                     |
| Walks              | 3      | 13x, last Harrison Ray vs. Duke (6/7/19)              |
| Strikeouts         | 4      | 2x, last Will Toffey vs. Indiana (5/30/15)            |
| Sac Hits           | 2      | 2x, last Jack Lupo vs. Georgia Tech (6/3/13)          |
| Sac Flies          | 2      | Anthony Gomez vs. Troy (6/4/11)                       |
| Stolen Bases       | 2      | 10x, last Ethan Paul vs. Duke (6/9/19)                |
| Stolen Bases Atts. | 4      | Ethan Paul vs. Clemson (6/5/17)                       |
| Hit-by-Pitch       | 2      | 5x, last R. Wiseman, J. Kendall vs. Radford (5/31/15) |

### Pitching

| Category        | Record | vs Opponent                                     |
|-----------------|--------|---|
| Innings Pitched | 9.0    | 10, last Kumar Rocker vs. Duke (6/8/19)         |
|                 |        | Drake Fellows vs. Ohio State (5/31/19)          |
|                 |        | Walker Buehler vs. Oregon (6/1/14)              |
|                 |        | Richie Goodenow vs. Louisville (6/6/10)         |
|                 |        | Caleb Cotham vs. Middle Tennessee (5/31/09)     |
|                 |        | David Price vs. Austin Peay (6/1/07)            |
|                 |        | Matt Buschmann vs. Michigan (6/2/06)            |
|                 |        | Ryan Mullins vs. Princeton (6/5/04)             |
|                 |        | Jeff Peeples vs. Georgia Southern (5/24/73)     |
|                 |        | Jeff Peeples vs. Miami (Fla.) (5/28/73)         |
| Most Hits       | 13     | David Nenad vs. Western Kentucky (5/22/80)      |
| Runs            | 9      | David Nenad vs. Western Kentucky (5/22/80)      |
| Earned Runs     | 9      | David Nenad vs. Western Kentucky (5/22/80)      |
| Walks           | 6      | 3x, last Carson Fulmer vs. Texas (6/21/14)      |
| Strikeouts      | 19     | Kumar Rocker vs. Duke (6/8/19)                  |
| Wild Pitches    | 3      | Carson Fulmer vs. Cal State Fullerton (6/12/15) |
| Low Hit CG      | 0      | Kumar Rocker vs. Duke (6/8/19)                  |

### Fielding

| Category     | Record | vs Opponent                            |
|--------------|--------|--|
| Putouts      | 21     | Shea Robin vs. Austin Peay (6/1/07)    |
| Assists      | 8      | Dansby Swanson vs. Virginia (6/24/15)  |
| Errors       | 3      | Ted Shipley vs. Miami (Fla.) (5/24/74) |
| Passed Balls | 2      | Spencer Navin vs. Louisville (6/8/13)  |

## Team Records

### Hitting and Base Running

| Category     | Record | vs Opponent                          |
|--------------|--------|--------------------------------------|
| At-Bats      | 49     | Illinois State (6/4/10)              |
| Runs         | 21     | Radford (5/31/15)                    |
| Hits         | 20     | 2x, last Clemson (6/3/18)            |
| RBI          | 20     | Radford (5/31/15)                    |
| Doubles      | 8      | Clemson (6/3/17)                     |
| Triples      | 4      | Radford (5/31/15)                    |
| Home Runs    | 9      | Clemson (6/3/18)                     |
| Total Bases  | 48     | Clemson (6/3/18)                     |
| Sac Hits     | 4      | 2x, last St. John's (6/2/17)         |
| Sac Flies    | 2      | 8x, last St. John's (6/2/17)         |
| Stolen Bases | 8      | UNC-Wilmington (6/1/12)              |
| SB Attempts  | 9      | UNC-Wilmington (6/1/12)              |
| Walks        | 11     | Clemson (6/3/18)                     |
| Hit-by-Pitch | 7      | Radford (5/31/15)                    |
| Strikeouts   | 16     | Mississippi State (6/10/18)          |
| Left on Base | 17     | 3x, last Mississippi State (6/10/18) |

### Pitching

| Category        | Record | vs Opponent                      |
|-----------------|--------|----------------------------------|
| Innings Pitched | 13.0   | 2x, last Illinois State (6/4/10) |
| Most Hits       | 16     | Texas (6/11/04)                  |
| Fewest Hits     | 0      | Duke (6/8/19)                    |
| Fewest Runs     | 0      | 10x, last Duke (6/8/19)          |
| Walks           | 12     | New Orleans (5/23/80)            |
| Fewest Walks    | 0      | 2x, last Stanford (6/7/14)       |
| Strikeouts      | 22     | Austin Peay (6/1/07)             |
| Wild Pitches    | 4      | Duke (6/7/19)                    |

### Fielding

| Category | Record | vs Opponent            |
|----------|--------|------------------------|
| Assists  | 20     | Virginia (6/24/15)     |
| Errors   | 6      | Miami (Fla.) (5/24/74) |

### Miscellaneous

| Category          | Record | vs Opponent              |
|-------------------|--------|--------------------------|
| Margin of Victory | 21     | Radford - 21-0 (5/31/15) |

# COLLEGE WORLD SERIES HISTORY

## 4 College World Series ★ 13-6 Record

### 2019

#### College World Series

June 16 Vanderbilt 3, Louisville 1  
June 19 Vanderbilt 6, Mississippi St. 3

### 2015 - National Runner-up

#### College World Series

June 15 Vanderbilt 4, Cal State Fullerton 3  
June 16 Vanderbilt 1, TCU 0  
June 19 Vanderbilt 7, TCU 1  
June 22 Vanderbilt 5, Virginia 1  
June 23 Virginia 3, Vanderbilt 0  
June 24 Virginia 4, Vanderbilt 2

### 2014 - National Champions

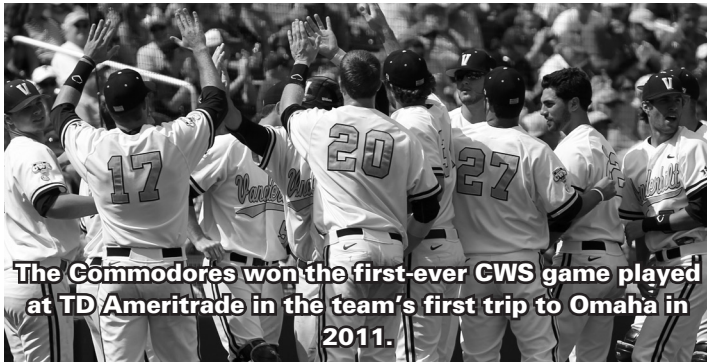
#### College World Series

June 14 Vanderbilt 5, Louisville 3  
June 16 Vanderbilt 6, UC Irvine 4  
June 20 Texas 4, Vanderbilt 0  
June 21 Vanderbilt 4, Texas 3 (10)  
June 23 Vanderbilt 9, Virginia 8  
June 24 Virginia 7, Vanderbilt 2  
June 25 Vanderbilt 3, Virginia 2

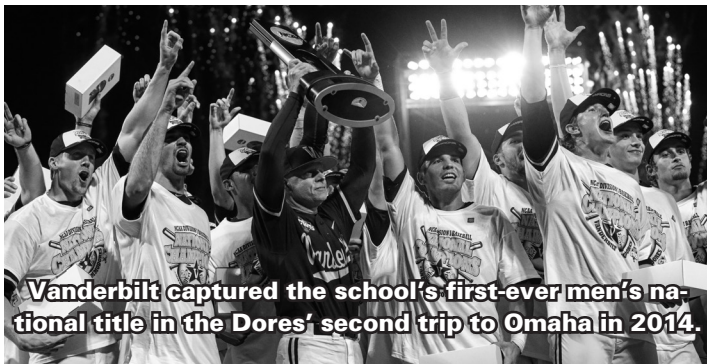
### 2011

#### College World Series

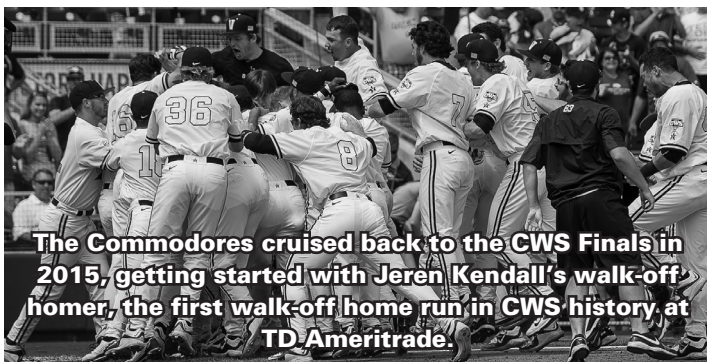
June 18 Vanderbilt 7, North Carolina 3  
June 20 Florida 3, Vanderbilt 1  
June 22 Vanderbilt 5, North Carolina 1  
June 24 Florida 6, Vanderbilt 4



The Commodores won the first-ever CWS game played at TD Ameritrade in the team's first trip to Omaha in 2011.



Vanderbilt captured the school's first-ever men's national title in the Doros' second trip to Omaha in 2014.



The Commodores cruised back to the CWS Finals in 2015, getting started with Jeren Kendall's walk-off homer, the first walk-off home run in CWS history at TD Ameritrade.

## Individual Records

### Hitting and Base Running

| Category               | Record  | vs Opponent |
|------------------------|---|-------------|
| At-Bats.....           | 5 ... 19x, last Stephen Scott vs. Mississippi St. (6/19/19)     |             |
| Runs.....              | 2 .... 8x, last Stephen Scott vs. Mississippi St. (6/19/19)     |             |
| Hits .....             | 3 ..... 5x, last JJ Bleday vs. Mississippi St. (6/19/19)        |             |
| RBI .....              | 4 ..... Stephen Scott vs. Mississippi St. (6/19/19)             |             |
| Doubles .....          | 2 ..... 3x, last Zander Wiel vs. Cal St. Fullerton (6/12/15)    |             |
| Triples.....           | 1 ..... 4x, last Bryan Reynolds vs. TCU (6/19/15)               |             |
| Home Runs .....        | 2 .... 2x, last Stephen Scott vs. Mississippi St. (6/19/19)     |             |
| Total Bases.....       | 8 .... 2x, last Stephen Scott vs. Mississippi St. (6/19/19)     |             |
| Walks .....            | 3 .... 3x, last K. Ellison, V. Conde vs. Louisville (6/14/14)   |             |
| Strikeouts .....       | 3 ..... 9x, last Julian Infante vs. Mississippi St. (6/19/19)   |             |
| Sac Hits .....         | 1 .... 11x, last T. Campbell, J. Kendall vs. Virginia (6/23/15) |             |
| Sac Flies .....        | 1 ..... 6x, last Jason Delay vs. TCU (6/19/15)                  |             |
| Stolen Bases .....     | 2 ..... 3x, last Vince Conde vs. Texas (6/21/15)                |             |
| Stolen Bases Atts..... | 2 ..... 3x, last Vince Conde vs. Texas (6/21/15)                |             |
| Hit-by-Pitch.....      | 1 ..... 13x, last Pat DeMarco vs. Mississippi St. (6/19/19)     |             |

### Pitching

| Category             | Record    | vs Opponent                                     |
|----------------------|-----------|---|
| Innings Pitched..... | 7.2 ..... | Carson Fulmer vs. Virginia (6/22/15)            |
| Most Hits.....       | 12 .....  | Sonny Gray vs. Florida (6/24/11)                |
| Runs.....            | 6 .....   | Twice, last Tyler Beede vs. Virginia (6/24/14)  |
| Earned Runs .....    | 6 .....   | Twice, last Tyler Beede vs. Virginia (6/24/14)  |
| Walks .....          | 6 .....   | Carson Fulmer vs. Texas (6/21/14)               |
| Strikeouts .....     | 9 .....   | Grayson Garvin vs. Florida (6/20/11)            |
| Wild Pitches .....   | 3 .....   | Carson Fulmer vs. Cal State Fullerton (6/12/15) |

### Fielding

| Category           | Record  | vs Opponent                              |
|--------------------|---|--|
| Putouts .....      | 14 .....  | Zander Wiel vs. Virginia (6/24/14)       |
| Assists.....       | 8 .....   | Dansby Swanson vs. Virginia (6/24/15)    |
| Errors .....       | 1 .... 11x, last Julian Infante vs. Mississippi St. (6/19/19) |  |
| Passed Balls ..... | 1 .....   | Curt Casali vs. North Carolina (6/18/11) |

## Team Records

### Hitting and Base Running

| Category           | Record   | vs Opponent                   |
|--------------------|----------|-------------------------------|
| At-Bats .....      | 40 ..... | Texas (6/21/14)               |
| Runs.....          | 9 .....  | Virginia (6/23/14)            |
| Hits .....         | 11 ..... | 3x, last TCU (6/19/15)        |
| RBI .....          | 9 .....  | Virginia (6/23/14)            |
| Doubles .....      | 5 .....  | Cal State Fullerton (6/12/15) |
| Triples.....       | 1 .....  | 4x, last TCU (6/19/15)        |
| Home Runs .....    | 2 .....  | Louisville (6/16/19)          |
| Total Bases.....   | 16 ..... | 3x, last TCU (6/19/15)        |
| Sac Hits .....     | 3 .....  | TCU (6/16/15)                 |
| Sac Flies .....    | 2 .....  | North Carolina (6/18/11)      |
| Stolen Bases ..... | 5*       | UC Irvine (6/16/14)           |
| SB Attempts .....  | 5 .....  | UC Irvine (6/16/14)           |
| Walks .....        | 9 .....  | Louisville (6/14/14)          |
| Hit-by-Pitch.....  | 2 .....  | 3x, last TCU (6/19/15)        |
| Strikeouts .....   | 14 ..... | TCU (6/16/15)                 |
| Left on Base ..... | 13 ..... | UC Irvine (6/16/14)           |

\*CWS record

### Pitching

| Category             | Record     | vs Opponent                   |
|----------------------|------------|-------------------------------|
| Innings Pitched..... | 10.0 ..... | Texas (6/21/14)               |
| Most Hits.....       | 15 .....   | Virginia (6/23/14)            |
| Fewest Hits .....    | 3 .....    | UC Irvine (6/16/14)           |
| Fewest Runs .....    | 0 .....    | TCU (6/16/15)                 |
| Walks .....          | 7 .....    | Twice, last Texas (6/21/14)   |
| Fewest Walks.....    | 1 .....    | 3x, last Virginia (6/23/15)   |
| Strikeouts .....     | 12 .....   | North Carolina (6/18/11)      |
| Wild Pitches .....   | 3 .....    | Cal State Fullerton (6/12/15) |

### Fielding

| Category     | Record   | vs Opponent                 |
|--------------|----------|-----------------------------|
| Assists..... | 20 ..... | Virginia (6/24/15)          |
| Errors ..... | 2 .....  | 3x, last Virginia (6/24/14) |

### Miscellaneous

| Category                | Record  | vs Opponent         |
|-------------------------|---------|---------------------|
| Margin of Victory ..... | 6 ..... | TCU - 7-1 (6/19/15) |



# The Automated ScoreBook

## Overall Statistics for Vanderbilt (as of Jun 19, 2019)

### (All games Sorted by Batting avg)



Record: 56-11 Home: 28-5 Away: 13-4 Neutral: 15-2 SEC: 23-7

| Player                 | avg  | gp-gs | ab   | r   | h   | 2b  | 3b | hr | rbi | tb   | slg%  | bb  | hp | so  | gdp | ob%  | sf | sh | sb-att | po   | a   | e  | fld%  |
|------------------------|------|-------|------|-----|-----|-----|----|----|-----|------|-------|-----|----|-----|-----|------|----|----|--------|------|-----|----|-------|
| 16 Austin Martin       | .409 | 61-61 | 252  | 86  | 103 | 19  | 4  | 10 | 45  | 160  | .635  | 38  | 12 | 31  | 5   | .502 | 3  | 0  | 18-23  | 52   | 86  | 9  | .939  |
| 51 JJ Bleday           | .358 | 67-67 | 260  | 78  | 93  | 14  | 1  | 26 | 70  | 187  | .719  | 57  | 5  | 53  | 4   | .473 | 6  | 1  | 1-2    | 100  | 2   | 2  | .981  |
| 19 Stephen Scott       | .335 | 65-65 | 239  | 67  | 80  | 20  | 1  | 14 | 59  | 144  | .603  | 44  | 9  | 65  | 1   | .452 | 2  | 0  | 5-6    | 180  | 14  | 3  | .985  |
| 10 Ethan Paul          | .317 | 67-67 | 271  | 53  | 86  | 22  | 1  | 9  | 71  | 137  | .506  | 30  | 6  | 59  | 3   | .389 | 7  | 0  | 11-13  | 68   | 162 | 8  | .966  |
| 5 Philip Clarke        | .298 | 66-66 | 262  | 46  | 78  | 13  | 4  | 8  | 68  | 123  | .469  | 30  | 7  | 40  | 5   | .381 | 3  | 0  | 3-5    | 395  | 63  | 4  | .991  |
| 18 Pat DeMarco         | .295 | 49-49 | 190  | 45  | 56  | 17  | 3  | 6  | 47  | 97   | .511  | 23  | 4  | 58  | 4   | .377 | 3  | 0  | 6-9    | 102  | 0   | 0  | 1.000 |
| 20 Ty Duvall           | .286 | 59-31 | 175  | 34  | 50  | 11  | 0  | 5  | 41  | 76   | .434  | 40  | 6  | 43  | 1   | .430 | 2  | 0  | 0-1    | 244  | 22  | 0  | 1.000 |
| 2 Harrison Ray         | .279 | 62-60 | 219  | 47  | 61  | 18  | 2  | 2  | 36  | 89   | .406  | 29  | 4  | 69  | 2   | .363 | 7  | 6  | 21-24  | 89   | 114 | 7  | .967  |
| 22 Julian Infante      | .242 | 55-53 | 186  | 34  | 45  | 9   | 0  | 12 | 39  | 90   | .484  | 26  | 2  | 65  | 5   | .338 | 2  | 2  | 3-4    | 429  | 21  | 3  | .993  |
| 6 Tate Kolwyck         | .667 | 4-0   | 3    | 1   | 2   | 2   | 0  | 0  | 1   | 4    | 1.333 | 1   | 0  | 0   | 0   | .750 | 0  | 0  | 0-0    | 1    | 2   | 0  | 1.000 |
| 8 Isaiah Thomas        | .368 | 21-6  | 38   | 9   | 14  | 3   | 0  | 3  | 10  | 26   | .684  | 1   | 2  | 12  | 0   | .405 | 1  | 0  | 1-1    | 25   | 0   | 0  | 1.000 |
| 99 Jayson Gonzalez     | .357 | 25-13 | 56   | 14  | 20  | 2   | 0  | 1  | 10  | 25   | .446  | 11  | 1  | 21  | 1   | .471 | 0  | 0  | 2-2    | 8    | 21  | 5  | .853  |
| 17 Walker Grisanti     | .333 | 19-1  | 21   | 5   | 7   | 2   | 1  | 1  | 6   | 14   | .667  | 5   | 0  | 9   | 0   | .462 | 0  | 1  | 0-0    | 5    | 0   | 0  | 1.000 |
| 3 Cooper Davis         | .331 | 35-31 | 121  | 26  | 40  | 7   | 2  | 0  | 19  | 51   | .421  | 23  | 1  | 19  | 4   | .441 | 0  | 5  | 6-7    | 53   | 1   | 0  | 1.000 |
| 12 Dominic Keegan      | .227 | 15-0  | 22   | 3   | 5   | 1   | 0  | 0  | 1   | 6    | .273  | 2   | 1  | 6   | 0   | .320 | 0  | 0  | 0-0    | 12   | 3   | 0  | 1.000 |
| 13 Kianbu Fentress     | .125 | 20-2  | 8    | 5   | 1   | 0   | 0  | 0  | 0   | 1    | .125  | 3   | 1  | 3   | 0   | .417 | 0  | 3  | 2-2    | 5    | 0   | 1  | .833  |
| 42 Justyn-Henry Malloy | .067 | 14-0  | 15   | 3   | 1   | 0   | 0  | 0  | 2   | 1    | .067  | 6   | 1  | 4   | 1   | .364 | 0  | 0  | 0-0    | 6    | 0   | 0  | 1.000 |
| 11 Matt Hogan          | .000 | 4-0   | 4    | 1   | 0   | 0   | 0  | 0  | 0   | 0    | .000  | 1   | 0  | 2   | 0   | .200 | 0  | 0  | 0-0    | 0    | 0   | 0  | .000  |
| 36 John Malcom         | .000 | 2-0   | 3    | 0   | 0   | 0   | 0  | 0  | 1   | 0    | .000  | 0   | 0  | 2   | 0   | .000 | 0  | 0  | 0-0    | 0    | 0   | 0  | .000  |
| 30 Sterling Hayes      | .000 | 5-0   | 2    | 2   | 0   | 0   | 0  | 0  | 0   | 0    | .000  | 2   | 0  | 1   | 0   | .500 | 0  | 0  | 0-0    | 2    | 2   | 0  | 1.000 |
| 80 Kumar Rocker        | .000 | 3-3   | 0    | 0   | 0   | 0   | 0  | 0  | 0   | 0    | .000  | 0   | 0  | 0   | 0   | .000 | 0  | 0  | 0-0    | 1    | 8   | 1  | .900  |
| 66 Drake Fellows       | .000 | 9-9   | 0    | 0   | 0   | 0   | 0  | 0  | 0   | 0    | .000  | 0   | 0  | 0   | 0   | .000 | 0  | 0  | 0-0    | 5    | 14  | 3  | .864  |
| 29 Patrick Raby        | .000 | 19-19 | 0    | 0   | 0   | 0   | 0  | 0  | 0   | 0    | .000  | 0   | 0  | 0   | 0   | .000 | 0  | 0  | 0-0    | 3    | 5   | 0  | 1.000 |
| Totals                 | .316 | 67    | 2347 | 559 | 742 | 160 | 19 | 97 | 526 | 1231 | .525  | 372 | 62 | 562 | 36  | .417 | 36 | 18 | 79-99  | 1793 | 575 | 46 | .981  |
| Opponents              | .227 | 67    | 2232 | 279 | 507 | 104 | 9  | 31 | 259 | 722  | .323  | 253 | 67 | 720 | 25  | .322 | 20 | 19 | 37-55  | 1700 | 508 | 68 | .970  |

LOB - Team (576), Opp (519). DPs turned - Team (36), Opp (45). IBB - Team (11), Bleday 5, Duvall 2, Davis 1, Scott 1, Martin 1, Paul 1, Opp (2). Picked off - Ray 3, Martin 2, Paul 2, Clarke 1, DeMarco 1.

### (All games Sorted by Earned run avg)

| Player            | era   | w-l   | app | gs | cg | sho | sv | ip    | h   | r   | er  | bb  | so  | 2b  | 3b | hr | b/avg | wp | hp | bk | sfa | sha |
|-------------------|-------|-------|-----|----|----|-----|----|-------|-----|-----|-----|-----|-----|-----|----|----|-------|----|----|----|-----|-----|
| 44 Mason Hickman  | 2.23  | 8-0   | 18  | 11 | 0  | 0/1 | 3  | 84.2  | 58  | 23  | 21  | 23  | 116 | 20  | 1  | 7  | .188  | 2  | 5  | 0  | 2   | 0   |
| 29 Patrick Raby   | 3.04  | 10-1  | 17  | 15 | 0  | 0/1 | 0  | 74.0  | 71  | 33  | 25  | 44  | 78  | 9   | 0  | 4  | .254  | 6  | 2  | 1  | 4   | 3   |
| 80 Kumar Rocker   | 3.38  | 11-5  | 18  | 15 | 1  | 1/0 | 0  | 93.1  | 85  | 39  | 35  | 19  | 103 | 18  | 2  | 2  | .240  | 7  | 7  | 4  | 3   | 5   |
| 66 Drake Fellows  | 3.97  | 13-1  | 18  | 18 | 2  | 1/1 | 0  | 111.0 | 104 | 53  | 49  | 43  | 126 | 22  | 1  | 9  | .245  | 16 | 17 | 0  | 1   | 4   |
| 21 Tyler Brown    | 2.36  | 3-1   | 29  | 0  | 0  | 0/3 | 16 | 45.2  | 33  | 13  | 12  | 8   | 61  | 5   | 1  | 1  | .196  | 3  | 0  | 0  | 1   | 1   |
| 39 Jake Eder      | 2.88  | 1-0   | 17  | 0  | 0  | 0/1 | 3  | 34.1  | 23  | 15  | 11  | 15  | 37  | 4   | 0  | 2  | .190  | 2  | 2  | 0  | 1   | 2   |
| 27 Ethan Smith    | 3.27  | 4-0   | 17  | 0  | 0  | 0/2 | 0  | 33.0  | 17  | 13  | 12  | 17  | 47  | 5   | 1  | 1  | .150  | 4  | 5  | 1  | 1   | 1   |
| 32 Hugh Fisher    | 4.41  | 2-0   | 22  | 0  | 0  | 0/2 | 4  | 34.2  | 31  | 18  | 17  | 21  | 46  | 5   | 1  | 2  | .231  | 7  | 8  | 0  | 1   | 0   |
| 35 Jackson Gillis | 5.14  | 1-1   | 7   | 0  | 0  | 0/0 | 0  | 7.0   | 7   | 6   | 4   | 5   | 7   | 0   | 0  | 0  | .269  | 3  | 2  | 0  | 2   | 0   |
| 34 Zach King      | 5.92  | 0-2   | 21  | 3  | 0  | 0/3 | 3  | 38.0  | 37  | 25  | 25  | 22  | 44  | 3   | 1  | 0  | .266  | 3  | 8  | 0  | 3   | 2   |
| 45 Chance Huff    | 6.38  | 2-0   | 8   | 4  | 0  | 0/0 | 0  | 18.1  | 16  | 13  | 13  | 16  | 21  | 7   | 0  | 0  | .229  | 5  | 2  | 1  | 1   | 0   |
| 43 Austin Becker  | 6.75  | 0-0   | 2   | 0  | 0  | 0/0 | 1  | 4.0   | 3   | 4   | 3   | 4   | 9   | 0   | 0  | 0  | .200  | 1  | 1  | 0  | 0   | 0   |
| 49 AJ Franklin    | 10.43 | 1-0   | 14  | 0  | 0  | 0/0 | 0  | 14.2  | 16  | 17  | 17  | 13  | 17  | 6   | 0  | 2  | .267  | 2  | 6  | 0  | 0   | 1   |
| 33 Erik Kaiser    | 12.00 | 0-0   | 1   | 1  | 0  | 0/0 | 0  | 3.0   | 4   | 4   | 4   | 0   | 4   | 0   | 1  | 1  | .308  | 0  | 1  | 0  | 0   | 0   |
| 55 Joe Gobillot   | 13.50 | 0-0   | 2   | 0  | 0  | 0/0 | 0  | 2.0   | 2   | 3   | 3   | 3   | 4   | 0   | 0  | 0  | .250  | 1  | 1  | 0  | 0   | 0   |
| Totals            | 3.78  | 56-11 | 67  | 67 | 3  | 6/4 | 30 | 597.2 | 507 | 279 | 251 | 253 | 720 | 104 | 9  | 31 | .227  | 62 | 67 | 7  | 20  | 19  |
| Opponents         | 7.75  | 11-56 | 67  | 67 | 0  | 1/1 | 4  | 566.2 | 742 | 559 | 488 | 372 | 562 | 160 | 19 | 97 | .316  | 70 | 62 | 10 | 36  | 18  |

PB - Team (11), Clarke 7, Duvall 4, Opp (12). Pickoffs - Team (7), Clarke 2, Raby 2, Eder 1, Fellows 1, King 1, Opp (9). SBA/ATT - Clarke (24-36), Fellows (4-10), Duvall (7-10), Rocker (7-8), King (5-8), Raby (4-7), Hickman (6-7), Scott (4-5), Eder (3-5), Fisher (2-2), Smith (1-2), Gillis (2-2), Brown (1-1), Gobillot (1-1), Franklin (1-1), Huff (0-1), Keegan (1-1).



**The Automated ScoreBook**  
**Overall Statistics for Vanderbilt (as of Jun 19, 2019)**  
**(All games Sorted by Fielding pct)**



| Player                 | c    | po   | a   | e  | fld%  | dp | sba | csb | sba%  | pb | ci |
|------------------------|------|------|-----|----|-------|----|-----|-----|-------|----|----|
| 20 Ty Duvall           | 266  | 244  | 22  | 0  | 1.000 | 0  | 7   | 3   | .700  | 4  | 0  |
| 18 Pat DeMarco         | 102  | 102  | 0   | 0  | 1.000 | 0  | 0   | 0   | .000  | 0  | 0  |
| 3 Cooper Davis         | 54   | 53   | 1   | 0  | 1.000 | 0  | 0   | 0   | .000  | 0  | 0  |
| 8 Isaiah Thomas        | 25   | 25   | 0   | 0  | 1.000 | 0  | 0   | 0   | .000  | 0  | 0  |
| 12 Dominic Keegan      | 15   | 12   | 3   | 0  | 1.000 | 0  | 1   | 0   | 1.000 | 0  | 0  |
| 29 Patrick Raby        | 8    | 3    | 5   | 0  | 1.000 | 0  | 4   | 3   | .571  | 0  | 0  |
| 44 Mason Hickman       | 7    | 1    | 6   | 0  | 1.000 | 0  | 6   | 1   | .857  | 0  | 0  |
| 34 Zach King           | 7    | 0    | 7   | 0  | 1.000 | 1  | 5   | 3   | .625  | 0  | 0  |
| 27 Ethan Smith         | 6    | 2    | 4   | 0  | 1.000 | 0  | 1   | 1   | .500  | 0  | 0  |
| 42 Justyn-Henry Malloy | 6    | 6    | 0   | 0  | 1.000 | 0  | 0   | 0   | .000  | 0  | 0  |
| 39 Jake Eder           | 6    | 1    | 5   | 0  | 1.000 | 0  | 3   | 2   | .600  | 0  | 0  |
| 17 Walker Grisanti     | 5    | 5    | 0   | 0  | 1.000 | 0  | 0   | 0   | .000  | 0  | 0  |
| 45 Chance Huff         | 5    | 1    | 4   | 0  | 1.000 | 0  | 0   | 1   | .000  | 0  | 0  |
| 32 Hugh Fisher         | 5    | 2    | 3   | 0  | 1.000 | 0  | 2   | 0   | 1.000 | 0  | 0  |
| 30 Sterling Hayes      | 4    | 2    | 2   | 0  | 1.000 | 1  | 0   | 0   | .000  | 0  | 0  |
| 21 Tyler Brown         | 4    | 0    | 4   | 0  | 1.000 | 0  | 1   | 0   | 1.000 | 0  | 0  |
| 6 Tate Kolwyck         | 3    | 1    | 2   | 0  | 1.000 | 0  | 0   | 0   | .000  | 0  | 0  |
| 49 AJ Franklin         | 2    | 1    | 1   | 0  | 1.000 | 0  | 1   | 0   | 1.000 | 0  | 0  |
| 43 Austin Becker       | 1    | 0    | 1   | 0  | 1.000 | 0  | 0   | 0   | .000  | 0  | 0  |
| 22 Julian Infante      | 453  | 429  | 21  | 3  | .993  | 22 | 0   | 0   | .000  | 0  | 0  |
| 5 Philip Clarke        | 462  | 395  | 63  | 4  | .991  | 4  | 24  | 12  | .667  | 7  | 0  |
| 19 Stephen Scott       | 197  | 180  | 14  | 3  | .985  | 8  | 4   | 1   | .800  | 0  | 0  |
| 51 JJ Bleday           | 104  | 100  | 2   | 2  | .981  | 1  | 0   | 0   | .000  | 0  | 0  |
| 2 Harrison Ray         | 210  | 89   | 114 | 7  | .967  | 17 | 0   | 0   | .000  | 0  | 0  |
| 10 Ethan Paul          | 238  | 68   | 162 | 8  | .966  | 25 | 0   | 0   | .000  | 0  | 0  |
| 16 Austin Martin       | 147  | 52   | 86  | 9  | .939  | 6  | 0   | 0   | .000  | 0  | 0  |
| 80 Kumar Rocker        | 10   | 1    | 8   | 1  | .900  | 0  | 7   | 1   | .875  | 0  | 0  |
| 66 Drake Fellows       | 22   | 5    | 14  | 3  | .864  | 1  | 4   | 6   | .400  | 0  | 0  |
| 99 Jayson Gonzalez     | 34   | 8    | 21  | 5  | .853  | 2  | 0   | 0   | .000  | 0  | 0  |
| 13 Kianbu Fentress     | 6    | 5    | 0   | 1  | .833  | 0  | 0   | 0   | .000  | 0  | 0  |
| 11 Matt Hogan          | 0    | 0    | 0   | 0  | .000  | 0  | 0   | 0   | .000  | 0  | 0  |
| 36 John Malcom         | 0    | 0    | 0   | 0  | .000  | 0  | 0   | 0   | .000  | 0  | 0  |
| 55 Joe Gobillot        | 0    | 0    | 0   | 0  | .000  | 0  | 1   | 0   | 1.000 | 0  | 0  |
| 35 Jackson Gillis      | 0    | 0    | 0   | 0  | .000  | 0  | 2   | 0   | 1.000 | 0  | 0  |
| 33 Erik Kaiser         | 0    | 0    | 0   | 0  | .000  | 0  | 0   | 0   | .000  | 0  | 0  |
| Totals                 | 2414 | 1793 | 575 | 46 | .981  | 36 | 37  | 18  | .673  | 11 | 0  |
| Opponents              | 2276 | 1700 | 508 | 68 | .970  | 45 | 79  | 20  | .798  | 12 | 0  |

Hitting minimums - 2.5 TPA/Game

Pitching minimums - 1.0 IP/Game



**The Automated ScoreBook**  
**Conference statistics for Vanderbilt (as of May 22, 2019)**  
**(SEC games only Sorted by Batting avg)**



Record: 23-7 Home: 12-3 Away: 11-4 SEC: 23-7

| Player                 | avg  | gp-gs | ab   | r   | h   | 2b | 3b | hr | rbi | tb  | slg%  | bb  | hp | so  | gdp | ob%  | sf | sh | sb-att | po  | a   | e  | fld%  |
|------------------------|------|-------|------|-----|-----|----|----|----|-----|-----|-------|-----|----|-----|-----|------|----|----|--------|-----|-----|----|-------|
| 16 Austin Martin       | .424 | 28-28 | 118  | 39  | 50  | 11 | 1  | 3  | 22  | 72  | .610  | 13  | 7  | 17  | 1   | .500 | 2  | 0  | 8-11   | 18  | 35  | 4  | .930  |
| 19 Stephen Scott       | .352 | 29-29 | 108  | 30  | 38  | 8  | 0  | 7  | 24  | 67  | .620  | 18  | 3  | 30  | 1   | .457 | 0  | 0  | 3-4    | 42  | 2   | 1  | .978  |
| 5 Philip Clarke        | .336 | 30-30 | 116  | 18  | 39  | 8  | 2  | 3  | 29  | 60  | .517  | 13  | 2  | 13  | 2   | .406 | 2  | 0  | 1-2    | 213 | 34  | 3  | .988  |
| 20 Ty Duvall           | .310 | 28-7  | 84   | 17  | 26  | 7  | 0  | 2  | 17  | 39  | .464  | 22  | 2  | 15  | 1   | .459 | 1  | 0  | 0-1    | 48  | 2   | 0  | 1.000 |
| 51 JJ Bleday           | .304 | 30-30 | 115  | 34  | 35  | 3  | 1  | 13 | 30  | 79  | .687  | 25  | 3  | 30  | 1   | .438 | 1  | 1  | 1-2    | 54  | 1   | 2  | .965  |
| 10 Ethan Paul          | .270 | 30-30 | 122  | 25  | 33  | 8  | 1  | 6  | 36  | 61  | .500  | 11  | 3  | 33  | 0   | .341 | 2  | 0  | 4-4    | 29  | 79  | 5  | .956  |
| 18 Pat DeMarco         | .261 | 17-17 | 69   | 15  | 18  | 3  | 0  | 3  | 16  | 30  | .435  | 5   | 1  | 23  | 2   | .320 | 0  | 0  | 3-4    | 37  | 0   | 0  | 1.000 |
| 2 Harrison Ray         | .254 | 30-30 | 114  | 24  | 29  | 9  | 1  | 2  | 19  | 46  | .404  | 9   | 3  | 34  | 1   | .318 | 3  | 4  | 6-9    | 39  | 62  | 5  | .953  |
| 22 Julian Infante      | .242 | 29-29 | 99   | 18  | 24  | 4  | 0  | 6  | 22  | 46  | .465  | 14  | 2  | 36  | 2   | .345 | 1  | 1  | 2-2    | 249 | 15  | 0  | 1.000 |
| -----                  |      |       |      |     |     |    |    |    |     |     |       |     |    |     |     |      |    |    |        |     |     |    |       |
| 99 Jayson Gonzalez     | .556 | 7-2   | 9    | 1   | 5   | 1  | 0  | 0  | 2   | 6   | .667  | 1   | 0  | 1   | 0   | .600 | 0  | 0  | 0-0    | 2   | 2   | 1  | .800  |
| 8 Isaiah Thomas        | .263 | 10-3  | 19   | 2   | 5   | 1  | 0  | 0  | 1   | 6   | .316  | 1   | 1  | 9   | 0   | .333 | 0  | 0  | 0-0    | 14  | 0   | 0  | 1.000 |
| 3 Cooper Davis         | .259 | 16-14 | 54   | 10  | 14  | 3  | 0  | 0  | 6   | 17  | .315  | 7   | 1  | 12  | 3   | .355 | 0  | 3  | 3-3    | 34  | 0   | 0  | 1.000 |
| 17 Walker Grisanti     | .250 | 8-0   | 4    | 1   | 1   | 0  | 0  | 1  | 1   | 4   | 1.000 | 0   | 0  | 2   | 0   | .250 | 0  | 0  | 0-0    | 2   | 0   | 0  | 1.000 |
| 12 Dominic Keegan      | .111 | 7-0   | 9    | 0   | 1   | 0  | 0  | 0  | 0   | 1   | .111  | 2   | 0  | 2   | 0   | .273 | 0  | 0  | 0-0    | 4   | 1   | 0  | 1.000 |
| 42 Justyn-Henry Malloy | .000 | 2-0   | 2    | 0   | 0   | 0  | 0  | 0  | 0   | 0   | .000  | 0   | 0  | 0   | 0   | .000 | 0  | 0  | 0-0    | 0   | 0   | 0  | .000  |
| 13 Kianbu Fentress     | .000 | 9-0   | 2    | 2   | 0   | 0  | 0  | 0  | 0   | 0   | .000  | 0   | 1  | 0   | 0   | .333 | 0  | 0  | 0-0    | 1   | 0   | 1  | .500  |
| 80 Kumar Rocker        | .000 | 2-2   | 0    | 0   | 0   | 0  | 0  | 0  | 0   | 0   | .000  | 0   | 0  | 0   | 0   | .000 | 0  | 0  | 0-0    | 1   | 5   | 1  | .857  |
| 29 Patrick Raby        | .000 | 13-13 | 0    | 0   | 0   | 0  | 0  | 0  | 0   | 0   | .000  | 0   | 0  | 0   | 0   | .000 | 0  | 0  | 0-0    | 3   | 2   | 0  | 1.000 |
| 66 Drake Fellows       | .000 | 6-6   | 0    | 0   | 0   | 0  | 0  | 0  | 0   | 0   | .000  | 0   | 0  | 0   | 0   | .000 | 0  | 0  | 0-0    | 1   | 12  | 1  | .929  |
| Totals                 | .305 | 30    | 1044 | 236 | 318 | 66 | 6  | 46 | 225 | 534 | .511  | 141 | 29 | 257 | 14  | .398 | 12 | 9  | 31-42  | 794 | 267 | 24 | .978  |
| Opponents              | .244 | 30    | 1000 | 134 | 244 | 42 | 4  | 16 | 121 | 342 | .342  | 115 | 26 | 284 | 13  | .334 | 12 | 8  | 15-21  | 768 | 250 | 27 | .974  |

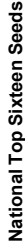
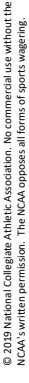
LOB - Team (231), Opp (233). DPs turned - Team (19), Opp (20). IBB - Team (5), Bleday 3, Duvall 1, Martin 1, Opp (2). Picked off - Ray 2, Paul 1, DeMarco 1.

**(SEC games only Sorted by Earned run avg)**

| Player            | era   | w-l  | app | gs | cg | sho | sv | ip    | h   | r   | er  | bb  | so  | 2b | 3b | hr | b/avg | wp | hp | bk | sfa | sha |
|-------------------|-------|------|-----|----|----|-----|----|-------|-----|-----|-----|-----|-----|----|----|----|-------|----|----|----|-----|-----|
| 29 Patrick Raby   | 3.42  | 6-1  | 10  | 10 | 0  | 0/1 | 9  | 50.0  | 53  | 21  | 19  | 28  | 52  | 7  | 0  | 3  | .276  | 4  | 1  | 1  | 4   | 1   |
| 66 Drake Fellows  | 4.00  | 7-0  | 10  | 10 | 1  | 1/0 | 0  | 63.0  | 57  | 30  | 28  | 25  | 64  | 10 | 0  | 5  | .241  | 10 | 12 | 0  | 0   | 2   |
| 80 Kumar Rocker   | 4.03  | 6-4  | 10  | 10 | 0  | 0/0 | 0  | 58.0  | 58  | 30  | 26  | 13  | 58  | 12 | 2  | 2  | .260  | 5  | 3  | 4  | 3   | 3   |
| -----             |       |      |     |    |    |     |    |       |     |     |     |     |     |    |    |    |       |    |    |    |     |     |
| 21 Tyler Brown    | 2.82  | 2-1  | 13  | 0  | 0  | 0/1 | 9  | 22.1  | 13  | 7   | 7   | 6   | 30  | 2  | 1  | 0  | .163  | 3  | 0  | 0  | 0   | 0   |
| 27 Ethan Smith    | 4.05  | 1-0  | 7   | 0  | 0  | 0/0 | 0  | 13.1  | 7   | 6   | 6   | 7   | 18  | 3  | 0  | 1  | .156  | 2  | 1  | 0  | 0   | 0   |
| 32 Hugh Fisher    | 4.26  | 1-0  | 12  | 0  | 0  | 0/1 | 3  | 19.0  | 13  | 10  | 9   | 12  | 25  | 3  | 0  | 2  | .186  | 2  | 3  | 0  | 1   | 0   |
| 39 Jake Eder      | 4.26  | 0-0  | 7   | 0  | 0  | 0/0 | 0  | 19.0  | 18  | 12  | 9   | 9   | 17  | 2  | 0  | 2  | .247  | 1  | 1  | 0  | 1   | 1   |
| 44 Mason Hickman  | 4.50  | 0-0  | 1   | 0  | 0  | 0/0 | 1  | 4.0   | 4   | 2   | 2   | 2   | 6   | 1  | 0  | 1  | .250  | 0  | 0  | 0  | 0   | 0   |
| 34 Zach King      | 6.92  | 0-1  | 8   | 0  | 0  | 0/0 | 2  | 13.0  | 16  | 10  | 10  | 8   | 13  | 1  | 1  | 0  | .320  | 1  | 4  | 0  | 2   | 1   |
| 49 AJ Franklin    | 13.50 | 0-0  | 4   | 0  | 0  | 0/0 | 0  | 2.2   | 4   | 4   | 4   | 4   | 0   | 1  | 0  | 0  | .333  | 0  | 1  | 0  | 0   | 0   |
| 35 Jackson Gillis | 27.00 | 0-0  | 1   | 0  | 0  | 0/0 | 0  | 0.1   | 1   | 2   | 1   | 1   | 1   | 0  | 0  | 0  | .500  | 1  | 0  | 0  | 1   | 0   |
| Totals            | 4.11  | 23-7 | 30  | 30 | 1  | 2/1 | 15 | 264.2 | 244 | 134 | 121 | 115 | 284 | 42 | 4  | 16 | .244  | 29 | 26 | 5  | 12  | 8   |
| Opponents         | 7.59  | 7-23 | 30  | 30 | 0  | 1/1 | 3  | 256.0 | 318 | 236 | 216 | 141 | 257 | 66 | 6  | 46 | .305  | 25 | 29 | 2  | 12  | 9   |

PB - Team (5), Clarke 5, Opp (4). Pickoffs - Team (5), Clarke 2, Eder 1, Raby 1, Fellows 1, Opp (4). SBA/ATT - Clarke (14-18), Rocker (6-7), Eder (3-4), Fellows (3-4), Raby (1-3), Smith (1-2), Franklin (1-1).





1. UCLA (47-8)
2. Vanderbilt (49-10)
3. Georgia Tech (41-17)
4. Georgia (44-15)
5. Arkansas (41-17)
6. Mississippi St. (46-13)
7. Louisville (43-15)
8. Texas Tech (39-17)
9. Oklahoma St. (36-18)
10. East Carolina (43-15)
11. Stanford (41-11)
12. Ole Miss (37-25)
13. LSU (37-24)
14. North Carolina (42-17)
15. West Virginia (37-20)
16. Oregon St. (36-18-1)





# 2019 NCAA Men's College World Series

TD Ameritrade Park Omaha - Omaha, Nebraska  
June 15-25/26

## BRACKET 1

\*Texas Tech (44-18)

**Game 1**  
Saturday, June 15  
1 p.m.  
ESPN  
Michigan (46-20)

Michigan 5-3

\*Arkansas (46-18)

**Game 2**  
Saturday, June 15  
6 p.m.  
ESPN  
Florida St. (41-21)

**Game 6**  
Monday, June 17  
6 p.m.  
ESPN  
\*Florida St. 1-0

\*Michigan 2-0

**Game 11**  
Friday, June 21  
1 p.m.  
ESPN

\*Texas Tech

**Game 5**  
Monday, June 17  
1 p.m.  
ESPN  
Arkansas

**Game 9**  
Wednesday, June 19  
6 p.m.  
ESPN  
Texas Tech 5-4

Texas Tech 4-1

**\*Bracket 1 (if necessary)**  
Saturday, June 22  
1 p.m./6 p.m.  
ESPN

Loser Game 11 (if first loss)

**BRACKET 1 WINNER**

## BRACKET 2

\*Vanderbilt (54-11)

**Game 3**  
Sunday, June 16  
1 p.m.  
ESPN  
Louisville (49-16)

Vanderbilt 3-1

\*Mississippi St. (51-13)

**Game 4**  
Sunday, June 16  
6:30 p.m.  
ESPN2  
Auburn (38-26)

**Game 8**  
Wednesday, June 18  
1 p.m.  
ESPN  
\*Mississippi St. 5-4

Vanderbilt 6-3

**Game 12**  
Friday, June 21  
6 p.m.  
ESPN

Loser Game 12 (if first loss)

**\*\*Bracket 2 (if necessary)**  
Saturday, June 22  
6 p.m.  
ESPN

Louisville

**Game 7**  
Game will resume  
Wednesday, June 18 at 11  
a.m. with Louisville leading  
4-1 in the top of the 5th  
inning.  
\*Auburn

**Game 10**  
Thursday, June 20  
7 p.m.  
ESPN2  
\*Louisville 5-3

**BRACKET 2 WINNER**



**CWS Finals**  
(Best two-of-three and all games on ESPN)  
Game One - Monday, June 24 - 6 p.m.  
Game Two - Tuesday, June 25 - 6 p.m.  
#Game Three - Wednesday, June 26 - 6 p.m.

**NATIONAL CHAMPION**



All times Central. \*Home Team

\*Bracket 1 will be necessary if the winner of Game 9 also wins Game 11. If it is the only game scheduled for that day, the game will tentatively start at 6 p.m. If there are two games for that day, the game will tentatively start at 1 p.m.

\*\*Bracket 2 will be necessary if the winner of Game 10 also wins Game 12. If it is the only game scheduled for that day, the game will tentatively start at 6 p.m. If there are two games for that day, the game will tentatively start at 6 p.m.

#CWS Finals Game 3 will be necessary if the winner of CWS Finals Game 1 loses CWS Finals Game 2.

© 2019 National Collegiate Athletic Association. No commercial use without the NCAA's written permission. The NCAA opposes all forms of sports wagering.



**The Automated ScoreBook**  
**Overall Statistics for Vanderbilt (as of Jun 19, 2019)**  
**(2019 NCAA Tournament Sorted by Batting avg)**



Record: 7-1 Home: 0-0 Away: 0-0 Neutral: 7-1 SEC: 0-0

| Player             | avg   | gp-gs | ab  | r  | h  | 2b | 3b | hr | rbi | tb  | slg%  | bb | hp | so | gdp | ob%   | sf | sh | sb-att | po  | a  | e | fld%  |
|--------------------|-------|-------|-----|----|----|----|----|----|-----|-----|-------|----|----|----|-----|-------|----|----|--------|-----|----|---|-------|
| 51 JJ Bleday       | .367  | 8-8   | 30  | 6  | 11 | 3  | 0  | 0  | 3   | 14  | .467  | 9  | 0  | 5  | 1   | .513  | 0  | 0  | 0-0    | 6   | 0  | 0 | 1.000 |
| 16 Austin Martin   | .367  | 8-8   | 30  | 9  | 11 | 1  | 0  | 4  | 9   | 24  | .800  | 5  | 3  | 3  | 1   | .487  | 1  | 0  | 1-1    | 1   | 14 | 1 | .938  |
| 19 Stephen Scott   | .333  | 8-8   | 30  | 9  | 10 | 2  | 1  | 3  | 8   | 23  | .767  | 4  | 1  | 12 | 0   | .417  | 1  | 0  | 1-1    | 13  | 0  | 0 | 1.000 |
| 22 Julian Infante  | .323  | 8-8   | 31  | 7  | 10 | 4  | 0  | 4  | 8   | 26  | .839  | 0  | 0  | 10 | 1   | .323  | 0  | 0  | 0-0    | 67  | 3  | 3 | .959  |
| 18 Pat DeMarco     | .300  | 8-8   | 30  | 8  | 9  | 2  | 1  | 1  | 8   | 16  | .533  | 7  | 1  | 7  | 1   | .447  | 0  | 0  | 0-1    | 15  | 0  | 0 | 1.000 |
| 20 Ty Duvall       | .259  | 8-8   | 27  | 4  | 7  | 2  | 0  | 1  | 7   | 12  | .444  | 5  | 1  | 11 | 0   | .394  | 0  | 0  | 0-0    | 27  | 1  | 0 | 1.000 |
| 10 Ethan Paul      | .258  | 8-8   | 31  | 5  | 8  | 2  | 0  | 0  | 4   | 10  | .323  | 6  | 1  | 5  | 2   | .395  | 0  | 0  | 4-4    | 7   | 26 | 2 | .943  |
| 2 Harrison Ray     | .238  | 8-8   | 21  | 5  | 5  | 1  | 0  | 0  | 3   | 6   | .286  | 11 | 0  | 11 | 1   | .471  | 2  | 0  | 4-4    | 22  | 14 | 1 | .973  |
| 5 Philip Clarke    | .188  | 8-8   | 32  | 5  | 6  | 0  | 1  | 2  | 5   | 14  | .438  | 5  | 1  | 9  | 0   | .316  | 0  | 0  | 0-0    | 56  | 12 | 0 | 1.000 |
| -----              |       |       |     |    |    |    |    |    |     |     |       |    |    |    |     |       |    |    |        |     |    |   |       |
| 12 Dominic Keegan  | 1.000 | 1-0   | 1   | 0  | 1  | 0  | 0  | 0  | 0   | 1   | 1.000 | 0  | 0  | 0  | 0   | 1.000 | 0  | 0  | 0-0    | 0   | 0  | 0 | .000  |
| 3 Cooper Davis     | .000  | 1-0   | 1   | 0  | 0  | 0  | 0  | 0  | 0   | 0   | .000  | 0  | 0  | 1  | 0   | .000  | 0  | 0  | 0-0    | 0   | 0  | 0 | .000  |
| 99 Jayson Gonzalez | .000  | 1-0   | 1   | 0  | 0  | 0  | 0  | 0  | 0   | 0   | .000  | 0  | 0  | 0  | 0   | .000  | 0  | 0  | 0-0    | 0   | 0  | 0 | .000  |
| 8 Isaiah Thomas    | .000  | 1-0   | 1   | 0  | 0  | 0  | 0  | 0  | 0   | 0   | .000  | 0  | 0  | 0  | 0   | .000  | 0  | 0  | 0-0    | 0   | 0  | 0 | .000  |
| 13 Kianbu Fentress | .000  | 1-0   | 0   | 0  | 0  | 0  | 0  | 0  | 0   | 0   | .000  | 0  | 0  | 0  | 0   | .000  | 0  | 0  | 0-0    | 0   | 0  | 0 | .000  |
| 17 Walker Grisanti | .000  | 1-0   | 0   | 0  | 0  | 0  | 0  | 0  | 0   | 0   | .000  | 0  | 0  | 0  | 0   | .000  | 0  | 0  | 0-0    | 0   | 0  | 0 | .000  |
| Totals             | .293  | 8     | 266 | 58 | 78 | 17 | 3  | 15 | 55  | 146 | .549  | 52 | 8  | 74 | 7   | .418  | 4  | 0  | 10-11  | 216 | 72 | 8 | .973  |
| Opponents          | .216  | 8     | 273 | 32 | 59 | 15 | 2  | 7  | 31  | 99  | .363  | 23 | 6  | 92 | 3   | .290  | 1  | 3  | 0-3    | 204 | 52 | 4 | .985  |

LOB - Team (68), Opp (58). DP's turned - Team (5), Opp (9). IBB - Team (2), Scott 1, Bleday 1. Picked off - Martin 1.

**(2019 NCAA Tournament Sorted by Earned run avg)**

| Player           | era   | w-l | app | gs | cg | sho | sv | ip   | h  | r  | er | bb | so | 2b | 3b | hr | b/avg | wp | hp | bks | sfa | sha |
|------------------|-------|-----|-----|----|----|-----|----|------|----|----|----|----|----|----|----|----|-------|----|----|-----|-----|-----|
| 80 Kumar Rocker  | 0.83  | 3-0 | 3   | 3  | 1  | 1/0 | 0  | 21.2 | 12 | 2  | 2  | 3  | 33 | 3  | 0  | 0  | .156  | 1  | 2  | 0   | 0   | 1   |
| 44 Mason Hickman | 2.45  | 1-0 | 2   | 2  | 0  | 0/0 | 0  | 11.0 | 6  | 3  | 3  | 5  | 18 | 2  | 0  | 3  | .150  | 2  | 0  | 0   | 0   | 0   |
| 66 Drake Fellows | 3.60  | 2-1 | 3   | 3  | 1  | 0/0 | 0  | 20.0 | 21 | 10 | 8  | 7  | 18 | 3  | 1  | 2  | .263  | 3  | 1  | 0   | 0   | 2   |
| -----            |       |     |     |    |    |     |    |      |    |    |    |    |    |    |    |    |       |    |    |     |     |     |
| 34 Zach King     | 0.00  | 0-0 | 3   | 0  | 0  | 0/0 | 0  | 4.1  | 1  | 0  | 0  | 1  | 4  | 1  | 0  | 0  | .071  | 0  | 0  | 0   | 0   | 0   |
| 45 Chance Huff   | 0.00  | 0-0 | 1   | 0  | 0  | 0/0 | 0  | 1.0  | 0  | 0  | 0  | 1  | 0  | 0  | 0  | 0  | .000  | 1  | 0  | 0   | 0   | 0   |
| 39 Jake Eder     | 0.00  | 0-0 | 1   | 0  | 0  | 0/0 | 1  | 1.0  | 0  | 0  | 0  | 0  | 1  | 0  | 0  | 0  | .000  | 0  | 0  | 0   | 0   | 0   |
| 27 Ethan Smith   | 3.00  | 0-0 | 1   | 0  | 0  | 0/0 | 0  | 3.0  | 2  | 1  | 1  | 0  | 5  | 0  | 1  | 0  | .200  | 0  | 0  | 0   | 1   | 0   |
| 21 Tyler Brown   | 5.06  | 0-0 | 4   | 0  | 0  | 0/0 | 2  | 5.1  | 6  | 4  | 3  | 1  | 6  | 0  | 0  | 1  | .273  | 0  | 0  | 0   | 0   | 0   |
| 29 Patrick Raby  | 6.75  | 1-0 | 2   | 0  | 0  | 0/0 | 0  | 2.2  | 4  | 2  | 2  | 3  | 5  | 2  | 0  | 1  | .333  | 0  | 0  | 0   | 0   | 0   |
| 32 Hugh Fisher   | 36.00 | 0-0 | 2   | 0  | 0  | 0/0 | 0  | 1.0  | 3  | 4  | 4  | 0  | 1  | 0  | 0  | 0  | .500  | 2  | 2  | 0   | 0   | 0   |
| 49 AJ Franklin   | 54.00 | 0-0 | 1   | 0  | 0  | 0/0 | 0  | 1.0  | 4  | 6  | 6  | 2  | 1  | 4  | 0  | 0  | .571  | 1  | 1  | 0   | 0   | 0   |
| Totals           | 3.62  | 7-1 | 8   | 8  | 2  | 1/0 | 3  | 72.0 | 59 | 32 | 29 | 23 | 92 | 15 | 2  | 7  | .216  | 10 | 6  | 0   | 1   | 3   |
| Opponents        | 6.88  | 1-7 | 8   | 8  | 0  | 0/0 | 0  | 68.0 | 78 | 58 | 52 | 52 | 74 | 17 | 3  | 15 | .293  | 11 | 8  | 1   | 4   | 0   |

Pickoffs - Team (0), Opp (1). SBA/ATT - Fellows (0-3), Clarke (0-3).



**The Automated ScoreBook**  
**Overall Statistics for Vanderbilt (as of Jun 19, 2019)**  
**(2019 College World Series Sorted by Batting avg)**



Record: 2-0 Home: 0-0 Away: 0-0 Neutral: 2-0 SEC: 0-0

| Player            | avg  | gp-gs | ab | r | h  | 2b | 3b | hr | rbi | tb | slg%  | bb | hp | so | gdp | ob%  | sf | sh | sb-att | po | a  | e | fld%  |
|-------------------|------|-------|----|---|----|----|----|----|-----|----|-------|----|----|----|-----|------|----|----|--------|----|----|---|-------|
| 51 JJ Bleday      | .667 | 2-2   | 6  | 1 | 4  | 1  | 0  | 0  | 1   | 5  | .833  | 3  | 0  | 0  | 0   | .778 | 0  | 0  | 0-0    | 3  | 0  | 0 | 1.000 |
| 16 Austin Martin  | .375 | 2-2   | 8  | 3 | 3  | 0  | 0  | 2  | 3   | 9  | 1.125 | 0  | 1  | 0  | 1   | .444 | 0  | 0  | 0-0    | 0  | 3  | 0 | 1.000 |
| 18 Pat DeMarco    | .333 | 2-2   | 6  | 1 | 2  | 1  | 0  | 0  | 1   | 3  | .500  | 2  | 1  | 1  | 0   | .556 | 0  | 0  | 0-0    | 5  | 0  | 0 | 1.000 |
| 19 Stephen Scott  | .222 | 2-2   | 9  | 2 | 2  | 0  | 0  | 2  | 4   | 8  | .889  | 0  | 0  | 3  | 0   | .222 | 0  | 0  | 0-0    | 3  | 0  | 0 | 1.000 |
| 22 Julian Infante | .143 | 2-2   | 7  | 1 | 1  | 1  | 0  | 0  | 0   | 2  | .286  | 0  | 0  | 4  | 0   | .143 | 0  | 0  | 0-0    | 21 | 2  | 1 | .958  |
| 10 Ethan Paul     | .125 | 2-2   | 8  | 1 | 1  | 0  | 0  | 0  | 0   | 1  | .125  | 1  | 0  | 3  | 2   | .222 | 0  | 0  | 0-0    | 2  | 7  | 1 | .900  |
| 5 Philip Clarke   | .125 | 2-2   | 8  | 0 | 1  | 0  | 0  | 0  | 0   | 1  | .125  | 1  | 0  | 2  | 0   | .222 | 0  | 0  | 0-0    | 14 | 3  | 0 | 1.000 |
| 20 Ty Duvall      | .000 | 2-2   | 5  | 0 | 0  | 0  | 0  | 0  | 0   | 0  | .000  | 2  | 0  | 3  | 0   | .286 | 0  | 0  | 0-0    | 0  | 0  | 0 | .000  |
| 2 Harrison Ray    | .000 | 2-2   | 3  | 0 | 0  | 0  | 0  | 0  | 0   | 0  | .000  | 4  | 0  | 3  | 0   | .571 | 0  | 0  | 2-2    | 4  | 6  | 0 | 1.000 |
| Totals            | .233 | 2     | 60 | 9 | 14 | 3  | 0  | 4  | 9   | 29 | .483  | 13 | 2  | 19 | 3   | .387 | 0  | 0  | 2-2    | 54 | 23 | 2 | .975  |
| Opponents         | .243 | 2     | 70 | 4 | 17 | 4  | 0  | 1  | 4   | 24 | .343  | 4  | 2  | 16 | 1   | .303 | 0  | 1  | 0-1    | 51 | 17 | 1 | .986  |

LOB - Team (15), Opp (19). DPs turned - Team (1), Opp (4).

**(2019 College World Series Sorted by Earned run avg)**

| Player           | era   | w-l | app | gs | cg | sho | sv | ip   | h  | r | er | bb | so | 2b | 3b | hr | b/avg | wp | hp | bk | sfa | sha |
|------------------|-------|-----|-----|----|----|-----|----|------|----|---|----|----|----|----|----|----|-------|----|----|----|-----|-----|
| 21 Tyler Brown   | 0.00  | 0-0 | 2   | 0  | 0  | 0/0 | 2  | 4.0  | 2  | 0 | 0  | 0  | 3  | 0  | 0  | 0  | .154  | 0  | 0  | 0  | 0   | 0   |
| 66 Drake Fellows | 1.29  | 1-0 | 1   | 1  | 0  | 0/0 | 0  | 7.0  | 7  | 1 | 1  | 1  | 6  | 1  | 0  | 0  | .259  | 1  | 1  | 0  | 0   | 1   |
| 80 Kumar Rocker  | 1.50  | 1-0 | 1   | 1  | 0  | 0/0 | 0  | 6.0  | 5  | 1 | 1  | 1  | 6  | 1  | 0  | 0  | .208  | 0  | 1  | 0  | 0   | 0   |
| -----            |       |     |     |    |    |     |    |      |    |   |    |    |    |    |    |    |       |    |    |    |     |     |
| 34 Zach King     | 0.00  | 0-0 | 1   | 0  | 0  | 0/0 | 0  | 0.1  | 0  | 0 | 0  | 1  | 0  | 0  | 0  | 0  | .000  | 0  | 0  | 0  | 0   | 0   |
| 29 Patrick Raby  | 27.00 | 0-0 | 1   | 0  | 0  | 0/0 | 0  | 0.2  | 3  | 2 | 2  | 1  | 1  | 2  | 0  | 1  | .600  | 0  | 0  | 0  | 0   | 0   |
| Totals           | 2.00  | 2-0 | 2   | 2  | 0  | 0/0 | 2  | 18.0 | 17 | 4 | 4  | 4  | 16 | 4  | 0  | 1  | .243  | 1  | 2  | 0  | 0   | 1   |
| Opponents        | 4.76  | 0-2 | 2   | 2  | 0  | 0/0 | 0  | 17.0 | 14 | 9 | 9  | 13 | 19 | 3  | 0  | 4  | .233  | 3  | 2  | 0  | 0   | 0   |

SBA/ATT - Fellows (0-1), Clarke (0-1).



**The Automated ScoreBook**  
**Overall Statistics for Vanderbilt (as of Jun 11, 2019)**  
 (2019 NCAA Nashville Super Regional Sorted by Batting avg)



Record: 2-1 Home: 0-0 Away: 0-0 Neutral: 2-1 SEC: 0-0

| Player             | avg   | gp-gs | ab  | r  | h  | 2b | 3b | hr | rbi | tb | slg%  | bb | hp | so | gdp | ob%   | sf | sh | sb-att | po | a  | e | fld%  |
|--------------------|-------|-------|-----|----|----|----|----|----|-----|----|-------|----|----|----|-----|-------|----|----|--------|----|----|---|-------|
| 19 Stephen Scott   | .444  | 3-3   | 9   | 3  | 4  | 1  | 0  | 1  | 2   | 8  | .889  | 2  | 1  | 4  | 0   | .538  | 1  | 0  | 1-1    | 7  | 0  | 0 | 1.000 |
| 2 Harrison Ray     | .444  | 3-3   | 9   | 3  | 4  | 1  | 0  | 0  | 0   | 5  | .556  | 4  | 0  | 4  | 1   | .615  | 0  | 0  | 1-1    | 6  | 1  | 0 | 1.000 |
| 16 Austin Martin   | .400  | 3-3   | 10  | 2  | 4  | 0  | 0  | 2  | 6   | 10 | 1.000 | 2  | 2  | 2  | 0   | .533  | 1  | 0  | 0-0    | 0  | 4  | 0 | 1.000 |
| 51 JJ Bleday       | .308  | 3-3   | 13  | 2  | 4  | 0  | 0  | 0  | 1   | 4  | .308  | 2  | 0  | 2  | 1   | .400  | 0  | 0  | 0-0    | 1  | 0  | 0 | 1.000 |
| 20 Ty Duvall       | .300  | 3-3   | 10  | 2  | 3  | 2  | 0  | 0  | 1   | 5  | .500  | 3  | 0  | 5  | 0   | .462  | 0  | 0  | 0-0    | 16 | 0  | 0 | 1.000 |
| 10 Ethan Paul      | .273  | 3-3   | 11  | 2  | 3  | 1  | 0  | 0  | 1   | 4  | .364  | 2  | 1  | 1  | 0   | .429  | 0  | 0  | 3-3    | 2  | 8  | 0 | 1.000 |
| 5 Philip Clarke    | .250  | 3-3   | 12  | 2  | 3  | 0  | 0  | 1  | 3   | 6  | .500  | 2  | 0  | 4  | 0   | .357  | 0  | 0  | 0-0    | 23 | 6  | 0 | 1.000 |
| 22 Julian Infante  | .250  | 3-3   | 12  | 2  | 3  | 0  | 0  | 1  | 3   | 6  | .500  | 0  | 0  | 3  | 1   | .250  | 0  | 0  | 0-0    | 21 | 0  | 0 | 1.000 |
| 18 Pat DeMarco     | .231  | 3-3   | 13  | 3  | 3  | 0  | 1  | 1  | 3   | 8  | .615  | 1  | 0  | 3  | 0   | .286  | 0  | 0  | 0-0    | 5  | 0  | 0 | 1.000 |
| -----              |       |       |     |    |    |    |    |    |     |    |       |    |    |    |     |       |    |    |        |    |    |   |       |
| 12 Dominic Keegan  | 1.000 | 1-0   | 1   | 0  | 1  | 0  | 0  | 0  | 0   | 1  | 1.000 | 0  | 0  | 0  | 0   | 1.000 | 0  | 0  | 0-0    | 0  | 0  | 0 | .000  |
| 3 Cooper Davis     | .000  | 1-0   | 1   | 0  | 0  | 0  | 0  | 0  | 0   | 0  | .000  | 0  | 0  | 1  | 0   | .000  | 0  | 0  | 0-0    | 0  | 0  | 0 | .000  |
| 8 Isaiah Thomas    | .000  | 1-0   | 1   | 0  | 0  | 0  | 0  | 0  | 0   | 0  | .000  | 0  | 0  | 0  | 0   | .000  | 0  | 0  | 0-0    | 0  | 0  | 0 | .000  |
| 99 Jayson Gonzalez | .000  | 1-0   | 1   | 0  | 0  | 0  | 0  | 0  | 0   | 0  | .000  | 0  | 0  | 0  | 0   | .000  | 0  | 0  | 0-0    | 0  | 0  | 0 | .000  |
| 13 Kianbu Fentress | .000  | 1-0   | 0   | 0  | 0  | 0  | 0  | 0  | 0   | 0  | .000  | 0  | 0  | 0  | 0   | .000  | 0  | 0  | 0-0    | 0  | 0  | 0 | .000  |
| Totals             | .311  | 3     | 103 | 21 | 32 | 5  | 1  | 6  | 20  | 57 | .553  | 18 | 4  | 29 | 3   | .425  | 2  | 0  | 5-5    | 81 | 19 | 1 | .990  |
| Opponents          | .198  | 3     | 101 | 20 | 20 | 5  | 2  | 3  | 20  | 38 | .376  | 14 | 4  | 44 | 0   | .317  | 1  | 0  | 0-0    | 78 | 17 | 1 | .990  |

LOB - Team (28), Opp (19). DPs turned - Team (1), Opp (3). Picked off - Martin 1.

(2019 NCAA Nashville Super Regional Sorted by Earned run avg)

| Player           | era   | w-l | app | gs | cg | sho | sv | ip   | h  | r  | er | bb | so | 2b | 3b | hr | b/avg | wp | hp | bk | sfa | sha |
|------------------|-------|-----|-----|----|----|-----|----|------|----|----|----|----|----|----|----|----|-------|----|----|----|-----|-----|
| 80 Kumar Rocker  | 0.00  | 1-0 | 1   | 1  | 1  | 1/0 | 0  | 9.0  | 0  | 0  | 0  | 2  | 19 | 0  | 0  | 0  | .000  | 1  | 1  | 0  | 0   | 0   |
| 27 Ethan Smith   | 3.00  | 0-0 | 1   | 0  | 0  | 0/0 | 0  | 3.0  | 2  | 1  | 1  | 0  | 5  | 0  | 1  | 0  | .200  | 0  | 0  | 0  | 1   | 0   |
| 44 Mason Hickman | 4.50  | 0-0 | 1   | 1  | 0  | 0/0 | 0  | 4.0  | 3  | 2  | 2  | 3  | 9  | 0  | 0  | 2  | .200  | 0  | 0  | 0  | 0   | 0   |
| 66 Drake Fellows | 11.25 | 0-1 | 1   | 1  | 0  | 0/0 | 0  | 4.0  | 7  | 7  | 5  | 4  | 3  | 0  | 1  | 1  | .350  | 1  | 0  | 0  | 0   | 0   |
| -----            |       |     |     |    |    |     |    |      |    |    |    |    |    |    |    |    |       |    |    |    |     |     |
| 29 Patrick Raby  | 0.00  | 1-0 | 1   | 0  | 0  | 0/0 | 0  | 2.0  | 1  | 0  | 0  | 2  | 4  | 0  | 0  | 0  | .143  | 0  | 0  | 0  | 0   | 0   |
| 34 Zach King     | 0.00  | 0-0 | 1   | 0  | 0  | 0/0 | 0  | 2.0  | 1  | 0  | 0  | 0  | 1  | 1  | 0  | 0  | .143  | 0  | 0  | 0  | 0   | 0   |
| 45 Chance Huff   | 0.00  | 0-0 | 1   | 0  | 0  | 0/0 | 0  | 1.0  | 0  | 0  | 0  | 1  | 0  | 0  | 0  | 0  | .000  | 1  | 0  | 0  | 0   | 0   |
| 21 Tyler Brown   | 0.00  | 0-0 | 1   | 0  | 0  | 0/0 | 0  | 1.0  | 0  | 0  | 0  | 0  | 2  | 0  | 0  | 0  | .000  | 0  | 0  | 0  | 0   | 0   |
| 49 AJ Franklin   | 54.00 | 0-0 | 1   | 0  | 0  | 0/0 | 0  | 1.0  | 4  | 6  | 6  | 2  | 1  | 4  | 0  | 0  | .571  | 1  | 1  | 0  | 0   | 0   |
| 32 Hugh Fisher   | 99.00 | 0-0 | 1   | 0  | 0  | 0/0 | 0  | 0.0  | 2  | 4  | 4  | 0  | 0  | 0  | 0  | 0  | 1.000 | 1  | 2  | 0  | 0   | 0   |
| Totals           | 6.00  | 2-1 | 3   | 3  | 1  | 1/0 | 0  | 27.0 | 20 | 20 | 18 | 14 | 44 | 5  | 2  | 3  | .198  | 5  | 4  | 0  | 1   | 0   |
| Opponents        | 7.27  | 1-2 | 3   | 3  | 0  | 0/0 | 0  | 26.0 | 32 | 21 | 21 | 18 | 29 | 5  | 1  | 6  | .311  | 5  | 4  | 1  | 2   | 0   |

Pickoffs - Team (0), Opp (1).





**The Automated ScoreBook**  
**Overall Statistics for Vanderbilt (as of Jun 02, 2019)**  
**(NCAA Nashville Regional Sorted by Batting avg)**



Record: 3-0 Home: 0-0 Away: 0-0 Neutral: 3-0 SEC: 0-0

| Player             | avg  | gp-gs | ab  | r  | h  | 2b | 3b | hr | rbi | tb | slg%  | bb | hp | so | gdp | ob%  | sf | sh | sb-att | po | a  | e | fld%  |
|--------------------|------|-------|-----|----|----|----|----|----|-----|----|-------|----|----|----|-----|------|----|----|--------|----|----|---|-------|
| 22 Julian Infante  | .500 | 3-3   | 12  | 4  | 6  | 3  | 0  | 3  | 5   | 18 | 1.500 | 0  | 0  | 3  | 0   | .500 | 0  | 0  | 0-0    | 25 | 1  | 2 | .929  |
| 18 Pat DeMarco     | .455 | 3-3   | 11  | 4  | 5  | 1  | 0  | 0  | 4   | 6  | .545  | 4  | 0  | 3  | 1   | .600 | 0  | 0  | 0-1    | 5  | 0  | 0 | 1.000 |
| 20 Ty Duvall       | .333 | 3-3   | 12  | 2  | 4  | 0  | 0  | 1  | 6   | 7  | .583  | 0  | 1  | 3  | 0   | .385 | 0  | 0  | 0-0    | 11 | 1  | 0 | 1.000 |
| 19 Stephen Scott   | .333 | 3-3   | 12  | 4  | 4  | 1  | 1  | 0  | 2   | 7  | .583  | 2  | 0  | 5  | 0   | .429 | 0  | 0  | 0-0    | 3  | 0  | 0 | 1.000 |
| 10 Ethan Paul      | .333 | 3-3   | 12  | 2  | 4  | 1  | 0  | 0  | 3   | 5  | .417  | 3  | 0  | 1  | 0   | .467 | 0  | 0  | 1-1    | 3  | 11 | 1 | .933  |
| 16 Austin Martin   | .333 | 3-3   | 12  | 4  | 4  | 1  | 0  | 0  | 0   | 5  | .417  | 3  | 0  | 1  | 0   | .467 | 0  | 0  | 1-1    | 1  | 7  | 1 | .889  |
| 51 JJ Bleday       | .273 | 3-3   | 11  | 3  | 3  | 2  | 0  | 0  | 1   | 5  | .455  | 4  | 0  | 3  | 0   | .467 | 0  | 0  | 0-0    | 2  | 0  | 0 | 1.000 |
| 5 Philip Clarke    | .167 | 3-3   | 12  | 3  | 2  | 0  | 1  | 1  | 2   | 7  | .583  | 2  | 1  | 3  | 0   | .333 | 0  | 0  | 0-0    | 19 | 3  | 0 | 1.000 |
| 2 Harrison Ray     | .111 | 3-3   | 9   | 2  | 1  | 0  | 0  | 0  | 3   | 1  | .111  | 3  | 0  | 4  | 0   | .286 | 2  | 0  | 1-1    | 12 | 7  | 1 | .950  |
| -----              |      |       |     |    |    |    |    |    |     |    |       |    |    |    |     |      |    |    |        |    |    |   |       |
| 17 Walker Grisanti | .000 | 1-0   | 0   | 0  | 0  | 0  | 0  | 0  | 0   | 0  | .000  | 0  | 0  | 0  | 0   | .000 | 0  | 0  | 0-0    | 0  | 0  | 0 | .000  |
| Totals             | .320 | 3     | 103 | 28 | 33 | 9  | 2  | 5  | 26  | 61 | .592  | 21 | 2  | 26 | 1   | .438 | 2  | 0  | 3-4    | 81 | 30 | 5 | .957  |
| Opponents          | .216 | 3     | 102 | 8  | 22 | 6  | 0  | 3  | 7   | 37 | .363  | 5  | 0  | 32 | 2   | .252 | 0  | 2  | 0-2    | 75 | 18 | 2 | .979  |

LOB - Team (25), Opp (20). DPs turned - Team (3), Opp (2). IBB - Team (2), Scott 1, Bleday 1.

**(NCAA Nashville Regional Sorted by Earned run avg)**

| Player           | era   | w-l | app | gs | cg | sho | sv | ip   | h  | r  | er | bb | so | 2b | 3b | hr | b/avg | wp | hp | bk | sfa | sha |
|------------------|-------|-----|-----|----|----|-----|----|------|----|----|----|----|----|----|----|----|-------|----|----|----|-----|-----|
| 44 Mason Hickman | 1.29  | 1-0 | 1   | 1  | 0  | 0/0 | 0  | 7.0  | 3  | 1  | 1  | 2  | 9  | 2  | 0  | 1  | .120  | 2  | 0  | 0  | 0   | 0   |
| 80 Kumar Rocker  | 1.35  | 1-0 | 1   | 1  | 0  | 0/0 | 0  | 6.2  | 7  | 1  | 1  | 0  | 8  | 2  | 0  | 0  | .269  | 0  | 0  | 0  | 0   | 1   |
| 66 Drake Fellows | 2.00  | 1-0 | 1   | 1  | 1  | 0/0 | 0  | 9.0  | 7  | 2  | 2  | 2  | 9  | 2  | 0  | 1  | .212  | 1  | 0  | 0  | 0   | 1   |
| -----            |       |     |     |    |    |     |    |      |    |    |    |    |    |    |    |    |       |    |    |    |     |     |
| 34 Zach King     | 0.00  | 0-0 | 1   | 0  | 0  | 0/0 | 0  | 2.0  | 0  | 0  | 0  | 0  | 3  | 0  | 0  | 0  | .000  | 0  | 0  | 0  | 0   | 0   |
| 32 Hugh Fisher   | 0.00  | 0-0 | 1   | 0  | 0  | 0/0 | 0  | 1.0  | 1  | 0  | 0  | 0  | 1  | 0  | 0  | 0  | .250  | 1  | 0  | 0  | 0   | 0   |
| 39 Jake Eder     | 0.00  | 0-0 | 1   | 0  | 0  | 0/0 | 1  | 1.0  | 0  | 0  | 0  | 0  | 1  | 0  | 0  | 0  | .000  | 0  | 0  | 0  | 0   | 0   |
| 21 Tyler Brown   | 81.00 | 0-0 | 1   | 0  | 0  | 0/0 | 0  | 0.1  | 4  | 4  | 3  | 1  | 1  | 0  | 0  | 1  | .667  | 0  | 0  | 0  | 0   | 0   |
| Totals           | 2.33  | 3-0 | 3   | 3  | 1  | 0/0 | 1  | 27.0 | 22 | 8  | 7  | 5  | 32 | 6  | 0  | 3  | .216  | 4  | 0  | 0  | 0   | 2   |
| Opponents        | 9.72  | 0-3 | 3   | 3  | 0  | 0/0 | 0  | 25.0 | 33 | 28 | 27 | 21 | 26 | 9  | 2  | 5  | .320  | 3  | 2  | 0  | 2   | 0   |

SBA/ATT - Fellows (0-2), Clarke (0-2).

**2019 COLLEGE WORLD SERIES (Game 3)**  
**Louisville vs Vanderbilt**  
**Jun 16, 2019 at Omaha, Neb. (TD Ameritrade Park)**

**Louisville 1 (49-17)**

| Player              | ab | r | h | rbi | bb | so | po | a | lob | avg  |
|---------------------|----|---|---|-----|----|----|----|---|-----|------|
| Lucas Dunn cf       | 4  | 0 | 1 | 0   | 0  | 1  | 2  | 0 | 0   | .307 |
| Zach Britton ph     | 1  | 0 | 1 | 0   | 0  | 0  | 0  | 0 | 0   | .290 |
| Trey Leonard pr     | 0  | 0 | 0 | 0   | 0  | 0  | 0  | 0 | 0   | .264 |
| Logan Wyatt 1b      | 4  | 0 | 1 | 0   | 1  | 0  | 5  | 0 | 2   | .291 |
| Tyler Fitzgerald ss | 3  | 0 | 0 | 0   | 0  | 0  | 2  | 3 | 1   | .320 |
| Alex Binelas 3b     | 4  | 0 | 0 | 0   | 0  | 1  | 0  | 0 | 3   | .301 |
| Jake Snider lf      | 3  | 0 | 1 | 0   | 1  | 1  | 1  | 0 | 0   | .289 |
| Danny Oriente dh    | 4  | 0 | 1 | 0   | 0  | 0  | 0  | 0 | 1   | .328 |
| Drew Campbell rf    | 3  | 0 | 0 | 0   | 0  | 2  | 1  | 0 | 2   | .292 |
| Justin Lavey 2b     | 4  | 1 | 1 | 0   | 0  | 2  | 3  | 3 | 1   | .297 |
| Henry Davis c       | 4  | 0 | 2 | 1   | 0  | 0  | 10 | 1 | 0   | .290 |
| Reid Detmers p      | 0  | 0 | 0 | 0   | 0  | 0  | 0  | 0 | 0   | -    |
| Bryan Hoeing p      | 0  | 0 | 0 | 0   | 0  | 0  | 0  | 0 | 0   | -    |
| Michael Kirian p    | 0  | 0 | 0 | 0   | 0  | 0  | 0  | 0 | 0   | -    |
| Totals              | 34 | 1 | 8 | 1   | 2  | 7  | 24 | 7 | 10  |      |

**Vanderbilt 3 (55-11)**

| Player            | ab | r | h | rbi | bb | so | po | a  | lob | avg  |
|-------------------|----|---|---|-----|----|----|----|----|-----|------|
| Austin Martin 3b  | 4  | 2 | 2 | 3   | 0  | 0  | 0  | 2  | 1   | .411 |
| JJ Bleday rf      | 2  | 0 | 1 | 0   | 2  | 0  | 2  | 0  | 0   | .352 |
| Ethan Paul ss     | 4  | 0 | 0 | 0   | 0  | 2  | 1  | 3  | 0   | .318 |
| Philip Clarke c   | 4  | 0 | 0 | 0   | 0  | 1  | 6  | 2  | 0   | .298 |
| Pat DeMarco cf    | 2  | 0 | 1 | 0   | 2  | 1  | 4  | 0  | 0   | .296 |
| Stephen Scott lf  | 4  | 0 | 0 | 0   | 0  | 1  | 1  | 0  | 4   | .333 |
| Harrison Ray 2b   | 1  | 0 | 0 | 0   | 2  | 1  | 1  | 2  | 1   | .281 |
| Ty Duvall dh      | 2  | 0 | 0 | 0   | 1  | 2  | 0  | 0  | 0   | .291 |
| Julian Infante 1b | 3  | 1 | 1 | 0   | 0  | 1  | 10 | 2  | 0   | .247 |
| Drake Fellows p   | 0  | 0 | 0 | 0   | 0  | 0  | 2  | 1  | 0   | -    |
| Zach King p       | 0  | 0 | 0 | 0   | 0  | 0  | 0  | 0  | 0   | -    |
| Tyler Brown p     | 0  | 0 | 0 | 0   | 0  | 0  | 0  | 0  | 0   | -    |
| Totals            | 26 | 3 | 5 | 3   | 7  | 9  | 27 | 12 | 6   |      |

| Score by Innings | 1 | 2 | 3 | 4 | 5 | 6 | 7 | 8 | 9 | R | H | E |
|------------------|---|---|---|---|---|---|---|---|---|---|---|---|
| Louisville       | 0 | 0 | 0 | 0 | 1 | 0 | 0 | 0 | 0 | 1 | 8 | 1 |
| Vanderbilt       | 1 | 0 | 0 | 0 | 0 | 0 | 2 | 0 | X | 3 | 5 | 1 |

E - Wyatt(5); Paul(8). DP - Louisville 2. LOB - Louisville 10; Vanderbilt 6. 2B - Lavey(9); Infante(9). HR - Martin 2(10). HBP - Fitzgerald. SH - Campbell(4). SB - Ray(20). CS - Fitzgerald(6).

| Louisville     | ip  | h | r | er | bb | so | ab | bf | np  | era  | Vanderbilt    | ip  | h | r | er | bb | so | ab | bf | np | era  |
|----------------|-----|---|---|----|----|----|----|----|-----|------|---------------|-----|---|---|----|----|----|----|----|----|------|
| Reid Detmers   | 5.2 | 3 | 1 | 1  | 6  | 5  | 18 | 24 | 102 | 2.79 | Drake Fellows | 7.0 | 7 | 1 | 1  | 1  | 6  | 27 | 30 | 98 | 3.97 |
| Bryan Hoeing   | 0.2 | 2 | 2 | 2  | 1  | 2  | 4  | 5  | 18  | 2.97 | Zach King     | 0.1 | 0 | 0 | 0  | 1  | 0  | 1  | 2  | 7  | 5.92 |
| Michael Kirian | 1.2 | 0 | 0 | 0  | 0  | 2  | 4  | 4  | 20  | 1.45 | Tyler Brown   | 1.2 | 1 | 0 | 0  | 0  | 1  | 6  | 6  | 20 | 2.49 |

Win - Fellows (13-1). Loss - Hoeing (3-4). Save - Brown (15).

WP - Fellows(16). HBP - by Fellows (Fitzgerald). Inherited runners/scored: Hoeing 1/0; Kirian 1/0; Brown 1/0.

Pitches/strikes: Detmers 102/54; Hoeing 18/10; Kirian 20/13; Fellows 98/62; King 7/2; Brown 20/14.

Umpires - HP: David Savage 1B: Adam Dowdy 2B: Grady Smith 3B: Jeff Henrichs

Start: 1:10 pm Time: 2:57 Attendance: 22704

Weather: 80 - Sunny - W: NNW 8 MPH

**2019 COLLEGE WORLD SERIES (Game 8)**  
**Vanderbilt vs Mississippi State**  
**Jun 19, 2019 at Omaha, Neb. (TD Ameritrade Park)**

**Vanderbilt 6 (56-11)**

| Player            | ab        | r        | h        | rbi      | bb       | so        | po        | a         | lob      | avg  |
|-------------------|-----------|----------|----------|----------|----------|-----------|-----------|-----------|----------|------|
| Austin Martin 3b  | 4         | 1        | 1        | 0        | 0        | 0         | 0         | 1         | 1        | .409 |
| JJ Bleday rf      | 4         | 1        | 3        | 1        | 1        | 0         | 1         | 0         | 0        | .358 |
| Ethan Paul ss     | 4         | 1        | 1        | 0        | 1        | 1         | 1         | 4         | 1        | .317 |
| Philip Clarke c   | 4         | 0        | 1        | 0        | 1        | 1         | 8         | 1         | 1        | .298 |
| Pat DeMarco cf    | 4         | 1        | 1        | 1        | 0        | 0         | 1         | 0         | 0        | .295 |
| Stephen Scott lf  | 5         | 2        | 2        | 4        | 0        | 2         | 2         | 0         | 2        | .335 |
| Harrison Ray 2b   | 2         | 0        | 0        | 0        | 2        | 2         | 3         | 4         | 0        | .279 |
| Ty Duvall dh      | 3         | 0        | 0        | 0        | 1        | 1         | 0         | 0         | 2        | .286 |
| Julian Infante 1b | 4         | 0        | 0        | 0        | 0        | 3         | 11        | 0         | 2        | .242 |
| Kumar Rocker p    | 0         | 0        | 0        | 0        | 0        | 0         | 0         | 1         | 0        | -    |
| Patrick Raby p    | 0         | 0        | 0        | 0        | 0        | 0         | 0         | 0         | 0        | -    |
| Tyler Brown p     | 0         | 0        | 0        | 0        | 0        | 0         | 0         | 0         | 0        | -    |
| <b>Totals</b>     | <b>34</b> | <b>6</b> | <b>9</b> | <b>6</b> | <b>6</b> | <b>10</b> | <b>27</b> | <b>11</b> | <b>9</b> |      |

**Mississippi State 3 (52-14)**

| Player              | ab        | r        | h        | rbi      | bb       | so       | po        | a         | lob      | avg  |
|---------------------|-----------|----------|----------|----------|----------|----------|-----------|-----------|----------|------|
| Jake Mangum cf      | 5         | 1        | 2        | 0        | 0        | 0        | 2         | 0         | 0        | .358 |
| Jordan Westburg ss  | 5         | 0        | 1        | 0        | 0        | 1        | 2         | 4         | 0        | .296 |
| Tanner Allen 1b     | 4         | 0        | 1        | 1        | 0        | 0        | 7         | 2         | 3        | .347 |
| Elijah MacNamee rf  | 3         | 1        | 1        | 0        | 1        | 1        | 0         | 0         | 0        | .291 |
| Justin Foscue 2b    | 3         | 0        | 0        | 0        | 1        | 0        | 2         | 2         | 2        | .332 |
| Dustin Skelton c    | 4         | 0        | 0        | 0        | 0        | 3        | 9         | 1         | 2        | .313 |
| Rowdey Jordan lf    | 4         | 0        | 1        | 1        | 0        | 2        | 3         | 1         | 1        | .291 |
| Josh Hatcher dh     | 3         | 0        | 0        | 0        | 0        | 2        | 0         | 0         | 1        | .321 |
| Landon Jordan ph    | 1         | 0        | 1        | 0        | 0        | 0        | 0         | 0         | 0        | .339 |
| Marshall Gilbert 3b | 4         | 1        | 2        | 1        | 0        | 0        | 1         | 0         | 0        | .318 |
| Peyton Plumlee p    | 0         | 0        | 0        | 0        | 0        | 0        | 0         | 0         | 0        | -    |
| Trysten Barlow p    | 0         | 0        | 0        | 0        | 0        | 0        | 0         | 0         | 0        | -    |
| Riley Self p        | 0         | 0        | 0        | 0        | 0        | 0        | 0         | 0         | 0        | -    |
| Colby White p       | 0         | 0        | 0        | 0        | 0        | 0        | 0         | 0         | 0        | -    |
| Keegan James p      | 0         | 0        | 0        | 0        | 0        | 0        | 1         | 0         | 0        | -    |
| Eric Cerantola p    | 0         | 0        | 0        | 0        | 0        | 0        | 0         | 0         | 0        | -    |
| <b>Totals</b>       | <b>36</b> | <b>3</b> | <b>9</b> | <b>3</b> | <b>2</b> | <b>9</b> | <b>27</b> | <b>10</b> | <b>9</b> |      |

| Score by Innings  | 1 | 2 | 3 | 4 | 5 | 6 | 7 | 8 | 9 | R        | H        | E        |
|-------------------|---|---|---|---|---|---|---|---|---|----------|----------|----------|
| Vanderbilt        | 0 | 1 | 0 | 0 | 5 | 0 | 0 | 0 | 0 | <b>6</b> | <b>9</b> | <b>1</b> |
| Mississippi State | 0 | 0 | 0 | 0 | 0 | 1 | 2 | 0 | 0 | <b>3</b> | <b>9</b> | <b>0</b> |

E - Infante(3). DP - Vanderbilt 1; MSU 2. LOB - Vanderbilt 9; MSU 9. 2B - Bleday(14); DeMarco(17); Mangum(24); Westburg(21); Allen(23). HR - Scott 2(14); Gilbert(6). HBP - Martin; DeMarco; Allen. SB - Ray(21).

| Vanderbilt   | ip  | h | r | er | bb | so | ab | bf | np | era  | Mississippi State | ip  | h | r | er | bb | so | ab | bf | np | era  |
|--------------|-----|---|---|----|----|----|----|----|----|------|-------------------|-----|---|---|----|----|----|----|----|----|------|
| Kumar Rocker | 6.0 | 5 | 1 | 1  | 1  | 6  | 24 | 26 | 95 | 3.37 | Peyton Plumlee    | 4.1 | 6 | 3 | 3  | 1  | 5  | 18 | 20 | 82 | 3.80 |
| Patrick Raby | 0.2 | 3 | 2 | 2  | 1  | 1  | 5  | 6  | 24 | 3.04 | Trysten Barlow    | 0.0 | 1 | 2 | 2  | 1  | 0  | 1  | 2  | 5  | 6.00 |
| Tyler Brown  | 2.1 | 1 | 0 | 0  | 0  | 2  | 7  | 7  | 26 | 2.36 | Riley Self        | 0.1 | 1 | 1 | 1  | 2  | 0  | 2  | 4  | 14 | 4.91 |
|              |     |   |   |    |    |    |    |    |    |      | Colby White       | 0.1 | 0 | 0 | 0  | 0  | 1  | 1  | 1  | 5  | 3.12 |
|              |     |   |   |    |    |    |    |    |    |      | Keegan James      | 3.2 | 1 | 0 | 0  | 2  | 3  | 11 | 14 | 55 | 5.02 |
|              |     |   |   |    |    |    |    |    |    |      | Eric Cerantola    | 0.1 | 0 | 0 | 0  | 0  | 1  | 1  | 1  | 5  | 4.30 |

Win - Rocker (11-5). Loss - Plumlee (7-5). Save - Brown (16).

WP - White(2); James 2(9). HBP - by Rocker (Allen); by Plumlee (Martin); by James (DeMarco). Inherited runners/scored: Brown 2/0; Barlow 1/0; Self 3/3; White 2/0; Cerantola 2/0. Pitches/strikes: Rocker 95/63; Raby 24/12; Brown 26/19; Plumlee 82/52; Barlow 5/1; Self 14/6; White 5/3; James 55/33; Cerantola 5/3.

Umpires - HP: Grady Smith 1B: Jeff Henrichs 2B: David Savage 3B: Adam Dowdy  
Start: 2:16 pm Time: 3:24 Attendance: 15465  
Weather: 76, mostly cloudy, wind ENE 3  
Barlow faced 2 batters in the 5th.



**The Automated ScoreBook**  
**Overall Statistics for Vanderbilt (as of Jun 16, 2019)**  
**(2019 vs. Louisville Sorted by Batting avg)**



Record: 2-0 Home: 0-0 Away: 1-0 Neutral: 1-0 SEC: 0-0

| Player             | avg  | gp-gs | ab | r | h  | 2b | 3b | hr | rbi | tb | slg%  | bb | hp | so | gdp | ob%  | sf | sh | sb-att | po | a  | e | fld%  |
|--------------------|------|-------|----|---|----|----|----|----|-----|----|-------|----|----|----|-----|------|----|----|--------|----|----|---|-------|
| 18 Pat DeMarco     | .600 | 2-2   | 5  | 0 | 3  | 1  | 0  | 0  | 0   | 4  | .800  | 4  | 0  | 2  | 0   | .778 | 0  | 0  | 1-1    | 5  | 0  | 0 | 1.000 |
| 16 Austin Martin   | .500 | 2-2   | 8  | 4 | 4  | 1  | 0  | 2  | 3   | 11 | 1.375 | 1  | 0  | 1  | 1   | .556 | 0  | 0  | 0-0    | 0  | 8  | 0 | 1.000 |
| 51 JJ Bleday       | .333 | 2-2   | 6  | 2 | 2  | 0  | 0  | 0  | 0   | 2  | .333  | 3  | 0  | 0  | 0   | .556 | 0  | 0  | 0-0    | 2  | 0  | 0 | 1.000 |
| 5 Philip Clarke    | .250 | 2-2   | 8  | 0 | 2  | 0  | 0  | 0  | 1   | 2  | .250  | 0  | 0  | 1  | 0   | .250 | 0  | 0  | 0-0    | 6  | 2  | 0 | 1.000 |
| 2 Harrison Ray     | .200 | 2-2   | 5  | 0 | 1  | 1  | 0  | 0  | 3   | 2  | .400  | 3  | 0  | 2  | 0   | .500 | 0  | 0  | 1-1    | 2  | 5  | 0 | 1.000 |
| 22 Julian Infante  | .167 | 2-2   | 6  | 1 | 1  | 1  | 0  | 0  | 0   | 2  | .333  | 0  | 0  | 3  | 0   | .167 | 0  | 1  | 0-0    | 23 | 2  | 0 | 1.000 |
| 10 Ethan Paul      | .111 | 2-2   | 9  | 1 | 1  | 1  | 0  | 0  | 1   | 2  | .222  | 0  | 0  | 4  | 1   | .111 | 0  | 0  | 0-0    | 2  | 5  | 1 | .875  |
| 19 Stephen Scott   | .000 | 2-2   | 7  | 0 | 0  | 0  | 0  | 0  | 1   | 0  | .000  | 2  | 0  | 3  | 0   | .222 | 0  | 0  | 0-0    | 1  | 0  | 0 | 1.000 |
| 20 Ty Duvall       | .000 | 2-2   | 6  | 0 | 0  | 0  | 0  | 0  | 0   | 0  | .000  | 2  | 0  | 2  | 0   | .250 | 0  | 0  | 0-0    | 11 | 0  | 0 | 1.000 |
| -----              |      |       |    |   |    |    |    |    |     |    |       |    |    |    |     |      |    |    |        |    |    |   |       |
| 8 Isaiah Thomas    | .000 | 1-0   | 1  | 0 | 0  | 0  | 0  | 0  | 0   | 0  | .000  | 0  | 0  | 0  | 0   | .000 | 0  | 0  | 0-0    | 0  | 0  | 0 | .000  |
| 13 Kianbu Fentress | .000 | 1-0   | 0  | 1 | 0  | 0  | 0  | 0  | 0   | 0  | .000  | 0  | 0  | 0  | 0   | .000 | 0  | 0  | 0-0    | 0  | 0  | 0 | .000  |
| Totals             | .230 | 2     | 61 | 9 | 14 | 5  | 0  | 2  | 9   | 25 | .410  | 15 | 0  | 18 | 2   | .382 | 0  | 1  | 2-2    | 54 | 23 | 1 | .987  |
| Opponents          | .246 | 2     | 69 | 3 | 17 | 4  | 0  | 0  | 3   | 21 | .304  | 2  | 2  | 17 | 0   | .288 | 0  | 2  | 1-2    | 51 | 15 | 2 | .971  |

LOB - Team (17), Opp (18). DP's turned - Team (0), Opp (2).

**(2019 vs. Louisville Sorted by Earned run avg)**

| Player           | era  | w-l | app | gs | cg | sho | sv | ip   | h  | r | er | bb | so | 2b | 3b | hr | b/avg | wp | hp | bks | sfa | sha |
|------------------|------|-----|-----|----|----|-----|----|------|----|---|----|----|----|----|----|----|-------|----|----|-----|-----|-----|
| 21 Tyler Brown   | 0.00 | 0-0 | 2   | 0  | 0  | 0/0 | 1  | 2.2  | 1  | 0 | 0  | 0  | 3  | 0  | 0  | 0  | .111  | 0  | 0  | 0   | 0   | 0   |
| 49 AJ Franklin   | 0.00 | 1-0 | 1   | 0  | 0  | 0/0 | 0  | 2.1  | 3  | 0 | 0  | 0  | 3  | 0  | 0  | 0  | .333  | 0  | 0  | 0   | 0   | 1   |
| 66 Drake Fellows | 1.29 | 1-0 | 1   | 1  | 0  | 0/0 | 0  | 7.0  | 7  | 1 | 1  | 1  | 6  | 1  | 0  | 0  | .259  | 1  | 1  | 0   | 0   | 1   |
| 44 Mason Hickman | 3.18 | 0-0 | 1   | 1  | 0  | 0/0 | 0  | 5.2  | 6  | 2 | 2  | 0  | 5  | 3  | 0  | 0  | .261  | 0  | 1  | 0   | 0   | 0   |
| -----            |      |     |     |    |    |     |    |      |    |   |    |    |    |    |    |    |       |    |    |     |     |     |
| 34 Zach King     | 0.00 | 0-0 | 1   | 0  | 0  | 0/0 | 0  | 0.1  | 0  | 0 | 0  | 1  | 0  | 0  | 0  | 0  | .000  | 0  | 0  | 0   | 0   | 0   |
| Totals           | 1.50 | 2-0 | 2   | 2  | 0  | 0/0 | 1  | 18.0 | 17 | 3 | 3  | 2  | 17 | 4  | 0  | 0  | .246  | 1  | 2  | 0   | 0   | 2   |
| Opponents        | 4.76 | 0-2 | 2   | 2  | 0  | 0/0 | 0  | 17.0 | 14 | 9 | 9  | 15 | 18 | 5  | 0  | 2  | .230  | 1  | 0  | 0   | 0   | 1   |

SBA/ATT - Duvall (1-1), Clarke (0-1), Fellows (0-1), Hickman (1-1).

NUMERICAL ROSTER

| No. | Name                | Pos. | B/T | Ht.  | Wt. | Cl.   | Hometown/High School                         |
|-----|---------------------|------|-----|------|-----|-------|--|
| 2   | Harrison Ray        | IF   | R/R | 5-11 | 200 | Jr.   | Longwood, Fla./Lake Brantley                 |
| 3   | Cooper Davis        | OF   | L/R | 5-10 | 175 | So.   | Mississauga, Ontario/St. Aloysius Gonzaga    |
| 5   | Philip Clarke       | C    | L/R | 5-11 | 190 | So.   | Franklin, Tenn./Chris Presbyterian Academy   |
| 6   | Tate Kolwyck        | IF   | R/R | 5-11 | 185 | Fr.   | Memphis, Tenn./Arlington                     |
| 8   | Isaiah Thomas       | OF   | R/R | 6-2  | 190 | Fr.   | Palm Beach Gardens, Fla./The Benjamin School |
| 10  | Ethan Paul          | IF   | L/R | 5-10 | 180 | Sr.   | Bellevue, Wash./International School         |
| 11  | Matt Hogan          | OF   | L/R | 6-0  | 190 | Fr.   | Melville, N.Y./Half Hollow Hills East        |
| 12  | Dominic Keegan      | UTL  | R/R | 6-0  | 210 | Fr.   | Methuen, Mass./Central Catholic              |
| 13  | Kiambu Fentress     | OF   | R/R | 6-0  | 175 | R-Jr. | Nashville, Tenn./Ensworth                    |
| 16  | Austin Martin       | UTL  | R/R | 6-0  | 175 | So.   | Jacksonville, Fla./Trinity Christian Academy |
| 17  | Walker Grisanti     | OF   | L/R | 5-11 | 195 | Sr.   | Collierville, Tenn./Christian Brothers       |
| 18  | Pat DeMarco         | OF   | R/R | 5-9  | 192 | So.   | Staten Island, N.Y./Winder-Barrow            |
| 19  | Stephen Scott       | UTL  | L/R | 5-11 | 200 | Sr.   | Cary, N.C./Cardinal Gibbons                  |
| 20  | Ty Duvall           | C    | L/R | 5-10 | 185 | Jr.   | Lebanon, Ohio/Lebanon                        |
| 21  | Tyler Brown         | RHP  | R/R | 6-4  | 233 | So.   | Ashland, Ohio/Olentangy Orange               |
| 22  | Julian Infante      | IF   | R/R | 6-3  | 210 | Sr.   | Miami, Fla./Westminister Christian           |
| 27  | Ethan Smith         | RHP  | R/R | 6-1  | 200 | Fr.   | Mt. Juliet, Tenn./Mt. Juliet                 |
| 29  | Patrick Raby        | RHP  | R/R | 6-3  | 230 | Sr.   | Knoxville, Tenn./Farragut                    |
| 30  | Sterling Hayes      | IF   | R/R | 6-1  | 190 | Fr.   | San Diego, Calif./Francis Parker             |
| 32  | Hugh Fisher         | LHP  | R/L | 6-5  | 187 | So.   | Eads, Tenn./Briarcrest Christian             |
| 33  | Erik Kaiser         | RHP  | R/R | 6-4  | 215 | So.   | Waterloo, Ill./Waterloo                      |
| 34  | Zach King           | LHP  | L/L | 6-6  | 212 | Jr.   | Spring Hill, Tenn./Spring Hill               |
| 35  | Jackson Gillis      | LHP  | R/L | 6-3  | 235 | Jr.   | Wilmington, Mass./Wilmington                 |
| 36  | John Malcom         | UTL  | L/L | 6-3  | 220 | Fr.   | West Bloomfield, Mich./Detroit Country Day   |
| 39  | Jake Eder           | LHP  | L/L | 6-4  | 220 | So.   | Ocean Ridge, Fla./Calvary Christian Academy  |
| 42  | Justyn-Henry Malloy | UTL  | R/R | 6-2  | 210 | Fr.   | Bergenfield, N.J./St. Joseph Regional        |
| 43  | Austin Becker       | RHP  | R/R | 6-5  | 190 | Fr.   | Columbus, Ohio/Big Walnut                    |
| 44  | Mason Hickman       | RHP  | R/R | 6-6  | 230 | So.   | Hendersonville, Tenn./Pope John Paull II     |
| 45  | Chance Huff         | RHP  | R/R | 6-4  | 210 | Fr.   | Niceville, Fla./Niceville                    |
| 49  | AJ Franklin         | LHP  | L/L | 6-1  | 180 | R-Jr. | Lebanon, Tenn./Wilson Central                |
| 51  | JJ Bleday           | OF   | L/L | 6-3  | 205 | Jr.   | Panama City Beach, Fla./A. Crawford Mosley   |
| 55  | Joe Gobillot        | LHP  | L/L | 6-6  | 228 | R-Fr. | Houston, Texas/St. John's                    |
| 66  | Drake Fellows       | RHP  | L/R | 6-5  | 216 | Jr.   | Plainfield, Ill./Joliet Catholic Academy     |
| 80  | Kumar Rocker        | RHP  | R/R | 6-4  | 255 | Fr.   | Athens, Ga./North Oconee                     |
| 99  | Jayson Gonzalez     | IF   | R/R | 6-2  | 207 | So.   | Covina, Calif./Bishop Amat                   |

**Head Coach:** 4 Tim Corbin (Ohio Wesleyan, 1984) - 17th Season at Vanderbilt  
**Associate Head Coach:** 26 Scott Brown (SUNY-Cortland, 1999)  
**Assistant Coach:** 24 Mike Baxter (Vanderbilt, 2005)  
**Volunteer Coach:** 1 David Macias (Vanderbilt, 2008)  
**Athletic Trainer:** Tracy Campbell (James Madison, 2008)  
**Strength & Conditioning Coach:** Chris Ham (Illinois, 2005)  
**Director of Baseball Operations:** Brooks Webb (Birmingham Southern, 2011)  
**Director of Player Development:** Brandon Barak (Illinois, 2012)  
**Video Coordinator:** Josh Ruchotzke (Vanderbilt, 2017)  
**Equipment Manager:** Kevin Collins (Purdue, 2015)

PRONUNCIATION CHART

JJ Bleday \_\_\_\_\_ bleh-DAY  
Jake Eder \_\_\_\_\_ EE-der  
Kiambu Fentress \_\_\_\_\_ key-AHM-boo  
Joe Gobillot \_\_\_\_\_ GAW-buh-lo  
Walker Grisanti \_\_\_\_\_ greh-sahn-TEE  
Tate Kolwyck \_\_\_\_\_ COLE-wick  
Methuen, Massachusetts \_\_\_\_\_ METH-OO-EN  
Patrick Raby \_\_\_\_\_ ray-BEE  
Kumar Rocker \_\_\_\_\_ KOO-mar

ALPHABETICAL ROSTER

| #  | Name                | Pos. | Yr.   |
|----|---------------------|------|-------|
| 43 | Austin Becker       | RHP  | Fr.   |
| 51 | JJ Bleday           | OF   | Jr.   |
| 21 | Tyler Brown         | RHP  | So.   |
| 5  | Philip Clarke       | C    | So.   |
| 3  | Cooper Davis        | OF   | Jr.   |
| 18 | Pat DeMarco         | OF   | So.   |
| 20 | Ty Duvall           | C    | Jr.   |
| 39 | Jake Eder           | LHP  | So.   |
| 66 | Drake Fellows       | RHP  | Jr.   |
| 13 | Kiambu Fentress     | OF   | R-Jr. |
| 32 | Hugh Fisher         | LHP  | So.   |
| 49 | AJ Franklin         | LHP  | R-Jr. |
| 35 | Jackson Gillis      | LHP  | Jr.   |
| 55 | Joe Gobillot        | LHP  | R-Fr. |
| 99 | Jayson Gonzalez     | IF   | So.   |
| 17 | Walker Grisanti     | OF   | Sr.   |
| 30 | Sterling Hayes      | IF   | Fr.   |
| 44 | Mason Hickman       | RHP  | So.   |
| 11 | Matt Hogan          | OF   | Fr.   |
| 45 | Chance Huff         | RHP  | Fr.   |
| 22 | Julian Infante      | IF   | Sr.   |
| 33 | Erik Kaiser         | RHP  | So.   |
| 12 | Dominic Keegan      | UTL  | Fr.   |
| 34 | Zach King           | LHP  | Jr.   |
| 6  | Tate Kolwyck        | IF   | Fr.   |
| 36 | John Malcom         | UTL  | Fr.   |
| 42 | Justyn-Henry Malloy | UTL  | Fr.   |
| 16 | Austin Martin       | IF   | So.   |
| 10 | Ethan Paul          | IF   | Sr.   |
| 29 | Patrick Raby        | RHP  | Sr.   |
| 2  | Harrison Ray        | IF   | Jr.   |
| 80 | Kumar Rocker        | RHP  | Fr.   |
| 19 | Stephen Scott       | UTL  | Sr.   |
| 27 | Ethan Smith         | RHP  | Fr.   |
| 8  | Isaiah Thomas       | OF   | Fr.   |

EXPERIENCE BREAKDOWN

Seniors (5) \_\_\_\_\_ Grisanti, Infante, Paul, Raby, Scott  
Redshirt Juniors (2) \_\_\_\_\_ Fentress, Franklin  
Juniors (7) \_\_ Bleday, Davis, Duvall, Fellows, Gillis, King, Ray  
Sophomores (9) \_\_\_\_\_ Brown, Clarke, DeMarco, \_\_\_\_\_ Eder, Fisher, Gonzalez, Hickman, Kaiser, Martin  
Redshirt Freshman (1) \_\_\_\_\_ Gobillot  
Freshmen (11) \_\_\_\_\_ Becker, Hayes, Hogan, Huff, Keegan, \_\_\_\_\_ Kolwyck, Malcom, Malloy, Rocker, Smith, Thomas





**Harrison Ray**  
So. ★ 5-11 ★ 200 ★ R/R  
IF ★ Longwood, Fla.



**Cooper Davis**  
So. ★ 5-10 ★ 175 ★ L/R  
OF ★ Mississauga, Ontario



**Philip Clarke**  
So. ★ 5-11 ★ 190 ★ L/R  
C ★ Franklin, Tenn.



**Tate Kolwyck**  
Fr. ★ 5-11 ★ 185 ★ R/R  
IF ★ Memphis, Tenn.



**Isaiah Thomas**  
Fr. ★ 6-2 ★ 190 ★ R/R  
OF ★ Palm Beach Gardens, Fla.



**Ethan Paul**  
Sr. ★ 5-10 ★ 180 ★ L/R  
IF ★ Bellevue, Wash.



**Matt Hogan**  
Fr. ★ 6-0 ★ 190 ★ L/R  
OF ★ Melville, N.Y.



**Dominic Keegan**  
Fr. ★ 6-0 ★ 210 ★ R/R  
UTL ★ Methuen, Mass.



**Kiambu Fentress**  
R-Jr. ★ 6-0 ★ 175 ★ R/R  
OF ★ Nashville, Tenn.



**Austin Martin**  
So. ★ 6-0 ★ 175 ★ R/R  
UTL ★ Jacksonville, Fla.



**Walker Grisanti**  
Sr. ★ 5-10 ★ 195 ★ L/R  
OF ★ Collierville, Tenn.




**Pat DeMarco**  
So. ★ 5-9 ★ 192 ★ R/R  
OF ★ Staten Island, N.Y.




**Stephen Scott**  
Sr. ★ 5-11 ★ 200 ★ L/R  
UTL ★ Cary, N.C.




**Ty Duval**  
Jr. ★ 5-10 ★ 185 ★ L/R  
C ★ Lebanon, Ohio




**Tyler Brown**  
So. ★ 6-4 ★ 233 ★ R/R  
RHP ★ Ashland, Ohio




**Julian Infante**  
Sr. ★ 6-3 ★ 210 ★ R/R  
IF ★ Miami, Fla.



**Ethan Smith**  
Fr. ★ 6-1 ★ 200 ★ R/R  
RHP ★ Mt. Juliet, Tenn.




**Patrick Raby**  
Sr. ★ 6-3 ★ 230 ★ R/R  
RHP ★ Knoxville, Tenn.



**Sterling Hayes**  
Fr. ★ 6-1 ★ 190 ★ R/R  
IF ★ San Diego, Calif.



**Hugh Fisher**  
So. ★ 6-5 ★ 187 ★ R/L  
LHP ★ Eads, Tenn.



**Erik Kaiser**  
So. ★ 6-4 ★ 215 ★ R/R  
RHP ★ Waterloo, Ill.



**Zach King**  
Jr. ★ 6-6 ★ 212 ★ L/L  
LHP ★ Spring Hill, Tenn.



**Jackson Gillis**  
So. ★ 6-3 ★ 235 ★ R/L  
LHP ★ Wilmington, Mass.



**John Malcom**  
Fr. ★ 6-3 ★ 220 ★ L/L  
UTL ★ West Bloomfield, Mich.



**Jake Eder**  
So. ★ 6-4 ★ 220 ★ L/L  
LHP ★ Ocean Ridge, Fla.




**Justyn-Henry Malloy**  
Fr. ★ 6-2 ★ 210 ★ R/R  
UTL ★ Bergenfield, N.J.




**Austin Becker**  
Fr. ★ 6-5 ★ 190 ★ R/R  
RHP ★ Columbus, Ohio




**Mason Hickman**  
So. ★ 6-6 ★ 230 ★ R/R  
RHP ★ Hendersonville, Tenn.




**Chance Huff**  
Fr. ★ 6-4 ★ 210 ★ R/R  
RHP ★ Niceville, Fla.




**AJ Franklin**  
R-Jr. ★ 6-1 ★ 180 ★ L/L  
LHP ★ Lebanon, Tenn.




**JJ Bleday**  
Jr. ★ 6-3 ★ 205 ★ L/L  
OF ★ Panama City Beach, Fla.



**Joe Gobillot**  
R-Fr. ★ 6-6 ★ 228 ★ L/L  
LHP ★ Houston, Texas



**Drake Fellows**  
So. ★ 6-5 ★ 216 ★ L/R  
RHP ★ Plainfield, Ill.




**Kumar Rocker**  
Fr. ★ 6-4 ★ 255 ★ R/R  
RHP ★ Athens, Ga.




**Jayson Gonzalez**  
So. ★ 6-2 ★ 207 ★ R/R  
IF ★ Covina, Calif.




**Tim Corbin**  
Head Coach  
17th Season



**Scott Brown**  
Associate Head Coach  
7th Season



**Mike Baxter**  
Hitting Coach  
2nd Season



**David Macias**  
Volunteer Assistant Coach  
2nd Season