



VANDERBILT

2019 BASEBALL GAME NOTES



Vanderbilt Athletic Communications ★ 2601 Jess Neely Dr. Nashville, TN 37212
Baseball Contact: Andrew Pate ★ Cell: 713.387.9119 ★ Email: andrew.pate@vanderbilt.edu
VUCommodores.com ★ Twitter: @VandyBoys

2019 SCHEDULE/RESULTS

OVERALL: 49-10 | SEC: 23-7 | H: 28-5 | A: 13-4 | N: 8-1

FEBRUARY (6-2)

15	vs. Virginia#	W, 15-9	Talking Stick, Ariz.
16	vs. #25 Cal State Fullerton#	W, 14-9	Talking Stick, Ariz.
17	vs. #19 TCU#	L, 10-2	Talking Stick, Ariz.
20	EVANSVILLE	W, 5-4	Nashville, Tenn.
23	PEPPERDINE	CANCELLED	Nashville, Tenn.
24	PEPPERDINE (G1)	W, 6-3	Nashville, Tenn.
24	PEPPERDINE (G2)	W, 6-2	Nashville, Tenn.
26	SE MISSOURI STATE	W, 11-3	Nashville, Tenn.
27	AUSTIN PEAY	L, 7-6 (10 inn)	Nashville, Tenn.

MARCH (16-4)

1	DAYTON	W, 11-3	Nashville, Tenn.
2	DAYTON (G1)	W, 5-1	Nashville, Tenn.
2	DAYTON (G2)	W, 2-0	Nashville, Tenn.
5	DAVIDSON	W, 24-2	Nashville, Tenn.
6	ETSU	W, 12-4	Nashville, Tenn.
8	ILLINOIS STATE	W, 10-4	Nashville, Tenn.
10	ILLINOIS STATE (G1)	W, 9-1	Nashville, Tenn.
10	ILLINOIS STATE (G2)	L, 7-3	Nashville, Tenn.
12	SAMFORD	W, 11-6	Nashville, Tenn.
15	at #19 Texas A&M*	W, 7-4	College Station, Texas
16	at #19 Texas A&M*	L, 8-7	College Station, Texas
17	at #19 Texas A&M*	L, 7-0	College Station, Texas
19	vs. Belmont^	W, 3-0	Nashville, Tenn.
21	#14 FLORIDA*	W, 5-0	Nashville, Tenn.
22	#14 FLORIDA*	W, 15-2	Nashville, Tenn.
23	#14 FLORIDA*	W, 14-2	Nashville, Tenn.
26	vs. Lipscomb^	W, 15-1	Nashville, Tenn.
29	TENNESSEE*	W, 4-2	Nashville, Tenn.
30	TENNESSEE*	W, 10-4	Nashville, Tenn.
31	TENNESSEE*	L, 7-6	Nashville, Tenn.

APRIL (13-3)

2	WESTERN KENTUCKY	W, 5-4 (10 inn)	Nashville, Tenn.
5	at #4 Georgia*	W, 3-2 (11 inn)	Athens, Ga.
6	at #4 Georgia*	L, 8-3	Athens, Ga.
7	at #4 Georgia*	L, 3-1	Athens, Ga.
9	at Middle Tennessee	W, 15-3	Murfreesboro, Tenn.
12	#12 ARKANSAS*	W, 3-2	Nashville, Tenn.
13	#12 ARKANSAS*	W, 12-2	Nashville, Tenn.
14	#12 ARKANSAS*	L, 14-12	Nashville, Tenn.
16	INDIANA STATE	W, 7-1	Nashville, Tenn.
19	at Alabama*	W, 7-4	Tuscaloosa, Ala.
20	at Alabama*	W, 13-5	Tuscaloosa, Ala.
21	at Alabama*	W, 2-0	Tuscaloosa, Ala.
25	#25 AUBURN*	W, 12-6	Nashville, Tenn.
26	#25 AUBURN*	W, 5-2	Nashville, Tenn.
27	#25 AUBURN*	W, 9-5	Nashville, Tenn.
30	TENNESSEE TECH	W, 21-10	Nashville, Tenn.

MAY (14-1)

3	at South Carolina*	W, 22-11	Columbia, S.C.
5	at South Carolina (G1)*	W, 9-3 (7 inn)	Columbia, S.C.
5	at South Carolina (G2)*	W, 6-2 (7 inn)	Columbia, S.C.
7	at #4 Louisville	W, 6-2	Louisville, Ky.
10	#21 MISSOURI*	W, 5-2	Nashville, Tenn.
11	#21 MISSOURI*	L, 5-2	Nashville, Tenn.
12	#21 MISSOURI*	W, 7-2	Nashville, Tenn.
14	MIDDLE TENNESSEE	W, 5-2	Nashville, Tenn.
16	at Kentucky*	W, 16-10	Lexington, Ky.
17	at Kentucky*	W, 12-4	Lexington, Ky.
18	at Kentucky*	W, 7-4	Lexington, Ky.
22	vs. Auburn%	W, 11-1 (8 inn)	Hoover, Ala.
23	vs. Mississippi State%	W, 1-0	Hoover, Ala.
25	vs. LSU	W, 13-4	Hoover, Ala.
26	vs. Ole Miss	W, 11-10	Hoover, Ala.
31	vs. Ohio State	6 p.m.	Nashville, Tenn.

MLB4 Collegiate Baseball Tournament (Salt River Fields)

^ First Tennessee Park

* Southeastern Conference game

% SEC Tournament

NO. 1-SEED VANDERBILT COMMODORES (49-10) vs. NO. 4-SEED OHIO STATE BUCKEYES (35-25)

May 31, 2019 ★ 6 p.m. CT ★ Nashville, Tenn. ★ Hawkins Field (3,626)

GAME 60



VANDERBILT

Record: 49-10 Overall, 23-7 SEC

Home / Away / Neutral: 28-5 / 13-4 / 8-1

Rankings: D1: 2 | NCBWA: 2 | Coaches: 2

BA: 2 | CB: 2 | PG: 2

Head Coach: Tim Corbin

Career Record: 836-490-1 (22nd)

Record at Vanderbilt: 730-352-1 (17th)



OHIO STATE

Record: 35-25 Overall, 12-12 Big 10

Home / Away / Neutral: 15-10 / 12-11 / 8-4

Rankings: D1: NR | NCBWA: NR | Coaches: NR

BA: NR | CB: NR | PG: NR

Head Coach: Greg Beals

Career Record: 511-406-1 (18th)

Record at Ohio State: 268-204-1 (9th)

NASHVILLE REGIONAL: Vanderbilt is hosting the NCAA regionals for the seventh time and the sixth in the last nine seasons (2011, 2013, 2014, 2015, 2016, 2019).

- ★ The Commodores are 39-21 in 17 NCAA regionals. The Dores have advanced to the super regionals eight times including seven times in the last nine seasons.

SEC CHAMPS: Vandy won the SEC regular season outright and SEC Tournament. It marked the first time the feat has been accomplished since the Commodores did so in 2007.

- ★ Vandy's 23 conference wins were its second most in program history. The Commodores have won 20 league games four times (2007, 2011, 2013, 2019).

SURGING: Vanderbilt has won 22 of its last 23 contests including 13 straight from April 16-May 10. Here's a look at how the Commodores have played during that stretch:

★ Last 23 Games	Vanderbilt	Opponent
Average	.337	.229
Runs	209	95
Hits	278	171
Stolen Bases	35-42	13-15
ERA	3.74	8.67

GOLDEN SPIKES: Right fielder **JJ Bleday** has been named one of four finalists for the Golden Spikes Award.

- ★ The 42nd Golden Spikes winner will be announced June 14 at TD Ameritrade Park in Omaha, Nebraska.
- ★ Five Dores have been named finalists including **David Price**, who took home the honor in 2007.
- ★ Bleday leads the nation in homers (26) and paces the SEC in slugging (.752) and total bases (173).

WINNING WAYS: Vandy leads the nation with 49 wins.

- ★ The Dores have won 40 games 10 times in program history (2004, '07, '08, '10, '11, '13, '14, '15, '16 and '19) -- all under head coach **Tim Corbin**.
- ★ Vanderbilt closed its season with nine straight SEC road victories, the longest streak in team history.
- ★ Vandy's 49-10 mark is its best through 59 games since 2013 (51-8) and among its best in team lore.

Rk.	Year	Through 59	Postseason
1.	2013	51-8	Super Regional*
2.	2011	50-9	College World Series*
3.	2019	49-10	Regional*
4.	2007	48-11	Regional*

* SEC champions

RPI RUNDOWN: Vanderbilt finished the SEC Tournament leading the nation in the RPI. The Dores are 26-8 vs. foes in the RPI top 50 and 10-1 vs. foes between 51-100.

- ★ Indiana State in No. 24 in the RPI while McNeese is No. 86 and Ohio State checks in at No. 126.

THE STREAK CONTINUES: Vanderbilt's current streak of 14 consecutive NCAA Tournament appearances is the longest in the SEC and the second-longest nationally, trailing only Florida State (42).

THE COMEBACK: Vandy overcame an eight-run deficit in the SEC Tournament championship as **Philip Clarke** walked off Ole Miss for an 11-10 victory.

- ★ The deficit was the second-largest overcome in an SEC Tournament game and biggest in 13 seasons.
- ★ The game was the longest (4 hours, 22 minutes) SEC Tournament title affair in the league's history.
- ★ The walk-off was the first in an SEC title game since 1983.

QUICK HITTERS: A few key notes on how we got here:

- ★ Vanderbilt became the first SEC team to defeat all 13 conference opponents since the league moved to 14 members on July 1, 2012.
- ★ Vanderbilt set a new program record with 14 wins in May and is 27-4 since the outset of April.
- ★ Vandy posted a 12-1 record in the midweek, 26-0 in night games and went 14-0 in series openers.
- ★ Vandy's .319 team batting average is its highest since hitting a school-record .324 in 2007.

OH-IO: Vandy and Ohio State are meeting for the fourth time in the history of the programs and first since 1975.

- ★ The Commodores are 0-4 in four all-time matchups vs. the Buckeyes with all four coming in Columbus.
- ★ Friday marks Vandy's first postseason matchup vs. a Big 10 program since 2015. That season, the Dores defeated Indiana at the Nashville Regional before sweeping Illinois in the Champaign Supers.

THE .400 CLUB: **Austin Martin** is looking to become the first Commodore since Warner Jones (2004) to bat above .400 in a season. He's also seeking to become the fifth Dore in the last 20 years to lead the SEC in average.

★ Year	SEC Leader	Average
1999	Hunter Bledsoe	.459
2004	Warner Jones	.414
2009	Aaron Westlake	.377
2013	Tony Kemp	.391

ON THE OFFENSIVE: Vanderbilt leads the SEC in average (.319), slugging (.521), on-base percentage (.417), triples (16) and RBIs (471) and runs (501).

- ★ Vanderbilt has already totaled its most home runs (82) since swatting 85 in 1997. The Dores have homered in eight of their last nine games.

PITCHING PROWESS: Vandy pitching enters Friday fourth nationally with 10.8 strikeouts/nine innings.

- ★ Vanderbilt ranks 19th nationally and fourth in the SEC with a 2.73 strikeout-to-walk ratio.

NO. 4, MR. TIM CORBIN: Head coach **Tim Corbin** is in his 17th season (2003-present) at the helm. Corbin has led the Commodores to 15 NCAA Tournaments, eight Super Regionals, three College World Series, one national championship (2014) and one runner-up (2015).

- ★ Corbin is 730-352-1 (.674) at Vandy and became the program's all-time winningest coach with a 9-4 victory on March 4, 2018 against Houston.
- ★ Under Corbin, 40 players have been named an All-American including 11 who have received first-team recognition.
- ★ In the Corbin era, 23 players have gone on to play in the Major Leagues, the most in the SEC since 2003.

LET THE KIDS PLAY: Vanderbilt's freshman class was ranked No. 2 nationally by Baseball America.

- ★ Six players appeared on the 2018 BA500, which ranks the best 500 players in the draft class.
- ★ Eight freshmen made their collegiate debuts on opening weekend. **Justyn-Henry Malloy** registered a pinch-hit RBI single and **Sterling Hayes** scored a run among notables.

DORES ON TOP: In 2017, D1Baseball.com recognized Vanderbilt as the No. 2 program nationally in the publication's bi-annual Top 100 rankings.

- ★ The list is designed to assess the overall health of programs in the current era with the ultimate goal of identifying "the programs in the best shape right now, with an eye towards the next five to 10 years."
- ★ The Commodores were ranked the nation's top program in D1Baseball's inaugural rankings (2015).

WELCOME TO THE HAWK: The Commodores have been tough to beat at Hawkins Field since the facility opened its gates in 2002. Vanderbilt boasts a 464-164-1 (.738) all-time record at its home including a 357-105-1 (.772) mark since the start of the 2007 season.

- ★ The Dore won all eight regular season home series this season and won 6-of-7 in 2018. Vandy has won 54-of-66 three-game sets at The Hawk since 2011.

REVENGE TOUR: Vanderbilt went 3-15 in 2018 against Belmont, Lipscomb, Florida, Auburn, MTSU, Tennessee Tech, South Carolina, Louisville and Missouri. The Dore are 18-1 vs. those teams in 2019 including an 11-1 win against Auburn on Wednesday at the SEC Tournament.

DE-FENSE: Vanderbilt leads the SEC and ranks fourth in the nation with a .982 fielding percentage.

- ★ The school record for fielding percentage is .981 and was set last year as the Dore finished fifth nationally.
- ★ The Dore have posted a fielding percentage of .975 or better in five of the last six years.

MAJOR LEAGUE DORES: In total, 13 former players made an MLB appearance in 2018, a mark that ranks second nationally and first in the SEC.

- ★ A total of 13 Dore have made an MLB appearance in 2019 including six pitchers with at least one start.

SENIOR LEADERS: Vandy's five-member senior class is its largest since carrying seven in 2008. The class includes OF **Walker Grisanti**, 1B **Julian Infante**, SS **Ethan Paul**, RHP **Patrick Raby** and UTL **Stephen Scott**.

- ★ The unit has helped Vandy to 163 victories, three NCAA Regionals and two Super Regionals. The unit is looking for its first trip to the College World Series.

VETERAN PRESENCE: Vanderbilt returns eight positional starters and four starting pitchers from last season.

- ★ Offensively, 2019 returners contributed 80.5% of runs scored, 82.6% of hits, 82.7% of extra-base hits, 82% of RBIs and 72% of stolen bases in 2018.
- ★ Returning pitchers totaled 90% of starts, 85.7% of wins, 80% of innings pitched and 77% of strikeouts.

FIRST FOR FIRST ROUND PICKS: Vandy leads the SEC with 22 MLB first-round draft picks (including first-round supplemental picks). Vandy is one of two universities to produce multiple No. 1 picks with **David Price** in 2007 and **Dansby Swanson** in 2015.

VANDERBILT RECORD WHEN...

	2019
SEC Standing	1st, +2.0
SEC East Standing	1st, +2.0
Home/Road/Neutral	28-5/13-4/8-1
Day/Night	23-10/26-0
vs. RH/LH starters	32-5/17-5
Leading after 6 innings	45-3
Tied after 6 innings	2-0
Trailing after 6 innings	2-7
Leading after 7 innings	41-3
Tied after 7 innings	3-0
Trailing after 7 innings	3-7
Leading after 8 innings	42-2
Tied after 8 innings	2-1
Trailing after 8 innings	2-7
Vanderbilt scores first	35-4
Opponents score first	14-6
Shutouts	5-1
Scoring less than 3 runs	3-4
Scoring 3 to 5 runs	11-2
Scoring 6 or more runs	34-4
Vanderbilt hits HR/hit 0 HR	37-6/11-4
1-run/2-run games	6-3/3-2
Walk-offs	2-1
Extra innings (home/road/neutral)	2-1/0-0/0-0
Series openers/finales	14-0/8-6
Series W-L (home)	8-0
Series W-L (road)	3-2
Series W-L (neutral)	1-0
Series W-L (total)	12-2
Three-game sweeps (home/road)	6-0/0-0
Come-from-behind-wins	16

UPCOMING MILESTONES

Tyler Brown	100 Career Strikeouts (96)
Philip Clarke	100 Career RBIs (99)
Mason Hickman	150 Career Innings Pitched (148.0)
Ethan Paul	40 Career Stolen Bases (39)
Harrison Ray	100 Career Hits (97)
Stephen Scott	30 Career Home Runs (28)

VANDY TEAM LEADERS

Batting	
Hits	Austin Martin (92)
Doubles	Ethan Paul (20)
Triples	Austin Martin (4)
HR	JJ Bleday (26)
RBIs	JJ Bleday/Ethan Paul (67)
Runs	Austin Martin (77)
SB	Austin Martin/Harrison Ray (17)
BB	JJ Bleday (48)
AVG	Austin Martin (.414)
OBP	Austin Martin (.504)
SLG	JJ Bleday (.752)

Pitching	
ERA (reliever, min. 15.0 IP)	Tyler Brown (2.01)
ERA (starter)	Mason Hickman (2.20)
Wins	Drake Fellows (11)
Saves	Tyler Brown (14)
Appearances	Tyler Brown (25)
Starts	Drake Fellows/Patrick Raby (15)
Innings (reliever)	Tyler Brown (40.1)
Innings (starter)	Drake Fellows (91.0)
Strikeouts (reliever)	Tyler Brown (55)
Strikeouts (starter)	Drake Fellows (108)

VANDERBILT IN THE NATIONAL RANKINGS						
DATE	BA	NCBWA	CB	USA	D1	PG
Preseason	1	1	2	2	1	3
Feb. 18	1	2	2	2	1	3
Feb. 25	1	2	2	2	1	3
March 4	1	1	2	1	1	2
March 11	1	1	4	2	1	2
March 18	5	5	6	6	8	6
March 25	4	4	5	5	6	5
April 1	3	3	5	4	5	4
April 8	6	7	6	7	7	7
April 15	6	5	6	5	6	6
April 22	5	4	5	4	5	5
April 29	3	2	2	2	4	4
May 6	2	2	2	2	3	2
May 13	2	2	2	2	2	2
May 20	2	2	2	2	2	2
May 27	2	2	2	2	2	2
June 3						
FINAL						
*For consistency, Vanderbilt uses the D1Baseball.com (D1) poll as its primary ranking.						

UPCOMING SCHEDULE AND PROBABLE PITCHING MATCHUPS			
DATE	OPPONENT	VANDERBILT STARTER	OPPOSING STARTER
Fri., May 31	Ohio State	RHP Drake Fellows (11-0, 4.05 ERA)	RHP Garrett Burhenn (6-3, 3.53 ERA)
Sat., June 1	TBD	TBD	TBD
Sun., June 2	TBD	TBD	TBD

BATTING NOTES

51 ★ JJ Bleday, OF

L/L

6-3

205 lbs.

Jr.

Panama City Beach, Fla.

Year	avg	gp-gs	ab	r	h	2b	3b	hr	rbi	tb	slg%	bb	hbp	so	gdp	ob%	sf	sh	sb-att	po	a	e	fld%
2017	.256	51-48	164	23	42	8	0	2	22	56	.341	34	0	26	2	.384	0	0	0-2	83	4	4	.956
2018	.368	39-35	133	26	49	5	1	4	15	68	.511	31	2	23	4	.494	0	0	2-3	72	1	0	1.000
2019	.357	59-59	230	72	82	11	1	26	67	173	.752	48	5	48	3	.467	6	1	1-2	94	2	2	.980
TOTAL	.328	149-142	527	121	173	24	2	32	104	297	.564	113	7	97	9	.449	6	1	3-7	249	7	6	.977

- ★ 2019 Awards: SEC Player of the Year, SEC Tournament MVP, First-Team All-SEC, Golden Spikes Finalist and Dick Howser Trophy Semifinalist.
- ★ D1Baseball.com's No. 11 prospect for the 2019 MLB Draft (No. 3 in the SEC) .. Named the Cap Cod League's top pro prospect by scouts last summer.
- ★ Tied for third in single-season runs scored (72), four off the program record ... Tied for seventh in single-season RBIs (67), seven off the program record.
- ★ National leader in home runs (26) ... Vanderbilt's all-time single-season home run leader ... Swatted 20 homers in his last 36 games.
- ★ Has reached base in 39 consecutive games (March 19-present) ... Capped the season reaching base in 27 consecutive SEC games (March 22-present).
- ★ Looking to become the first Commodore since Scotti Madison (1979), who finished with 15, to lead the SEC in home runs.
- ★ Has reached base in 85 of his last 86 games including 47 consecutive from March 4, 2018-March 17, 2019 ... Walked in 18 of his last 24 games.
- ★ Leads the SEC in home runs (26), slugging percentage (.752) and total bases (173)... Tied for first in RBIs (67) and second in runs scored (72).
- ★ Led Vandy with a .368 average, .511 slugging percentage and .494 on-base percentage in 2018.

5 ★ Philip Clarke, C

L/R

5-11

190 lbs.

So.

Franklin, Tenn.

Year	avg	gp-gs	ab	r	h	2b	3b	hr	rbi	tb	slg%	bb	hbp	so	gdp	ob%	sf	sh	sb-att	po	a	e	fld%
2018	.294	58-49	218	28	64	16	0	6	36	98	.450	27	5	40	4	.382	1	1	4-6	111	15	0	1.000
2019	.313	58-58	230	41	72	13	3	6	63	109	.474	25	6	31	5	.390	3	0	3-5	339	51	4	.990
TOTAL	.304	116-107	448	69	136	29	3	12	99	207	.462	52	11	71	9	.386	4	1	7-11	450	66	4	.992

- ★ 2019 First-Team All-SEC ... One of 14 Buster Posey Semifinalists (best catcher) ... Nation's No. 34-ranked sophomore (Perfect Game).
- ★ Provided the game winning RBI-single with two outs and the bases loaded in the ninth inning against Ole Miss in the SEC Tournament championship.
- ★ Has recorded a hit in 20 of his last 26 games and multiple hits in 15 of the last 24 games ... Third in the SEC with 63 RBIs.
- ★ Batting .347 (34-for-98) with runners in scoring position ... 14 multi-hit performances and batted .395 (15-for-38) with two outs in SEC games.
- ★ Named a 2018 Collegiate Baseball Freshman All-American after leading Vanderbilt with 16 doubles in 58 appearances and 49 starts.
- ★ Batted .294 and finished third on the team with 18 multi-hit games in 2018 ... Was second in overall games with 20 two-out RBIs.
- ★ Finished second on the squad with for hits (35) and batting average (.302) in 2018 SEC play ... Made 36 starts at designated hitter and 13 starts at catcher.
- ★ Named to the 2018 NCAA Clemson Regional All-Tournament Team after batting .385 (5-for-13) with three RBIs, two home runs, two runs and two walks.

3 ★ Cooper Davis, OF

L/R

5-10

185 lbs.

So.

Mississauga, Ontario

Year	avg	gp-gs	ab	r	h	2b	3b	hr	rbi	tb	slg%	bb	hbp	so	gdp	ob%	sf	sh	sb-att	po	a	e	fld%
2018	.182	9-3	11	3	2	0	0	0	4	2	.182	2	0	1	0	.286	1	0	1-1	3	0	0	1.000
2019	.333	34-31	120	26	40	7	2	0	19	51	.425	23	1	18	4	.444	0	5	6-7	53	1	0	1.000
TOTAL	.321	43-34	131	29	42	7	2	0	23	53	.405	25	1	19	4	.430	1	5	7-8	56	1	0	1.000

- ★ Tied for 13th in the SEC with five sac bunts ... Has reached base in 31 of 34 games this season... Has logged a hit in 25 of 34 games this season.
- ★ Batting .371 (13-for-35) with two outs, .373 (19-for-51) with runners on base and .357 (10-for-28) with runners in scoring position.
- ★ Played in nine games (three starts) before suffering a broken wrist while making a diving attempt in pregame during late April a season ago.
- ★ Recorded his first collegiate hit, run and RBI on Feb. 21 while going 1-for-2 against Presbyterian ... Drew his first walk on Feb. 23 against UMass-Lowell.
- ★ Struck out just once in 11 plate appearances in 2018 ... Played the outfield in six of his nine appearances.
- ★ First Vanderbilt player in the Tim Corbin era to hail from Canada ... Played for the Canadian Jr. National U18 Team in 2017.
- ★ Drafted by the Toronto Blue Jays in the 25th round of the 2017 MLB Draft ... Played for the Toronto Blue Jays Tournament 12 team from 2013-2016.

18 ★ Pat DeMarco, OF

R/R

5-11

205 lbs.

So.

Staten Island, N.Y.

Year	avg	gp-gs	ab	r	h	2b	3b	hr	rbi	tb	slg%	bb	hbp	so	gdp	ob%	sf	sh	sb-att	po	a	e	fld%
2018	.277	62-62	242	48	67	12	2	11	43	116	.479	23	6	53	1	.353	1	0	10-13	108	5	1	.991
2019	.294	41-41	160	37	47	15	2	5	39	81	.506	16	3	51	3	.363	3	0	6-8	87	0	0	1.000
TOTAL	.284	103-103	402	85	114	27	4	16	82	197	.490	39	9	104	4	.357	4	0	16-21	195	5	1	.995

- ★ 2019 SEC All-Tournament Team ... Nation's No. 42-ranked sophomore (Perfect Game) ... SEC's No. 26-ranked prospect for the 2019 MLB Draft (D1Baseball).
- ★ Recorded 27 hits and 23 RBIs over his last 20 games ... Three homers in his last 11 games including a three-run shot in the SEC Tournament title game.
- ★ Registered a hit in 24 of his last 31 games (March 2-present) ... Has registered 13 multi-hit performances in his last 30 games.
- ★ Batting .326 (45-for-138) while reaching base 60 times over his last 36 games after hitting just .091 (2-for-22) during the first five games of the year.
- ★ Named a 2018 Collegiate Baseball Freshman All-American after leading the Commodores with 48 runs and 116 total bases.
- ★ Paced the Dores with 23 RBIs and was second with seven home runs in 30 SEC starts in 2018.
- ★ Finished second on the squad in multi-hit games (19) and multi-RBI games (13) in 2018... Was one of two players (Ethan Paul) to start all 62 games.

BATTING NOTES CONTINUED

20 ★ Ty Duvall, C

L/R

5-11

190 lbs.

Jr.

Lebanon, Ohio

Year	avg	gp-gs	ab	r	h	2b	3b	hr	rbi	tb	slg%	bb	hbp	so	gdp	ob%	sf	sh	sb-att	po	a	e	fld%
2017	.375	17-4	24	6	9	3	0	0	6	12	.500	6	1	6	1	.516	0	0	0-0	63	3	1	.985
2018	.270	31-15	63	13	17	3	1	3	10	31	.492	15	0	19	2	.405	1	0	1-1	152	11	1	.994
2019	.291	51-23	148	30	43	9	0	4	34	64	.432	35	5	32	1	.437	2	0	0-1	217	21	0	1.000
TOTAL	.294	99-42	235	49	69	15	1	7	50	107	.455	56	6	57	4	.437	3	0	1-2	432	35	2	.996

- ★ Has recorded a hit in 17 of his last 23 games, contributing 27 hits, 24 RBIs and 19 runs in that span ... Career-high four RBIs and three hits vs. LSU.
- ★ Has scored a run in 11 of his last 22 games ... Has logged nine multi-hit games in his last 23 outings.
- ★ Has logged a hit in eight of his last 10 games ... Collected a combined five hits in the SEC Tournament semifinals and finals.
- ★ Registered a hit in six-straight games between April 20-May 1, 2018 ... Belted a solo homer and reached base twice against South Carolina on April 27.
- ★ Three-year team captain at Lebanon HS in Lebanon, Ohio ... Top prospect in the state of Ohio in 2016 according to Perfect Game.

13 ★ Kiambu Fentress, OF

R/R

6-0

175 lbs.

R-Jr.

Nashville, Tenn.

Year	avg	gp-gs	ab	r	h	2b	3b	hr	rbi	tb	slg%	bb	hbp	so	gdp	ob%	sf	sh	sb-att	po	a	e	fld%
2017	.250	6-0	4	0	1	0	0	0	0	1	.250	0	0	0	0	.250	0	0	0-0	1	0	0	1.000
2018	.000	10-0	5	2	0	0	0	0	1	0	.000	0	0	2	0	.000	0	0	0-0	2	0	0	1.000
2019	.125	19-2	8	5	1	0	0	0	0	1	.125	3	1	3	0	.417	0	3	2-2	5	0	1	.833
TOTAL	.118	35-2	17	7	2	0	0	0	1	2	.118	3	1	5	0	.286	0	3	2-2	8	0	1	.889

- ★ Made his first career start March 19 vs. Belmont ... Worked a career-high three walks vs. Lipscomb ... Had a stolen base vs. Western Kentucky.
- ★ Appeared in 10 games including six stints in the outfield and three opportunities as a pinch hitter in 2018 ... Did not record a hit in five at-bats.
- ★ Legged out an infield single at Middle Tennessee on April 18, 2017, for his first career hit ... Made his collegiate debut in LF against UT Martin April 4, 2017.

99 ★ Jayson Gonzalez, INF

R/R

6-2

205 lbs.

So.

Covina, Calif.

Year	avg	gp-gs	ab	r	h	2b	3b	hr	rbi	tb	slg%	bb	hbp	so	gdp	ob%	sf	sh	sb-att	po	a	e	fld%
2018	.225	44-39	138	21	31	3	0	5	28	49	.355	11	1	56	4	.287	0	0	1-1	13	51	9	.877
2019	.364	24-13	55	14	20	2	0	1	10	25	.455	11	1	21	1	.478	0	0	2-2	8	21	5	.853
TOTAL	.264	68-52	193	35	51	5	0	6	38	74	.383	22	2	77	5	.346	0	0	3-3	21	72	14	.869

- ★ Has scored at least one run in 10 games ... Has drawn 11 walks in his last 20 games... Has reached base in 17 of 24 games.
- ★ Has registered seven multi-hit games and logged a hit in nine of his last 13 games including an RBI-single on Tuesday against Tennessee Tech.
- ★ Reached base in all three games on opening weekend ... Recorded two hits, two RBIs and two runs vs. Virginia and two hits vs. Cal State Fullerton.
- ★ Made 44 appearances (39 starts) while batting .225 with 28 RBIs and 21 runs in 2018 ... Batted .300 with 16 RBIs and three homers over his first 19 games.
- ★ Was the only Commodore to produce multiple four-hit games, coming on Feb. 24, 2018, against UMass-Lowell and Feb. 27, 2018, against Austin Peay.

18 ★ Walker Grisanti, OF

L/R

5-10

190 lbs.

Sr.

Collierville, Tenn.

Year	avg	gp-gs	ab	r	h	2b	3b	hr	rbi	tb	slg%	bb	hbp	so	gdp	ob%	sf	sh	sb-att	po	a	e	fld%
2016	.349	30-10	43	12	15	4	2	1	10	26	.605	9	2	19	0	.481	0	0	0-1	19	0	0	1.000
2017	.267	21-2	30	7	8	2	0	0	4	10	.333	2	1	17	0	.333	0	1	0-0	4	0	0	1.000
2018	.139	21-10	36	12	5	1	0	1	5	9	.250	18	3	16	0	.448	1	1	2-3	12	0	0	1.000
2019	.333	18-1	21	5	7	2	1	1	6	14	.667	5	0	9	0	.462	0	1	0-0	5	0	0	1.000
TOTAL	.269	90-23	130	36	35	9	3	3	25	59	.454	34	6	61	0	.439	1	3	2-4	40	0	0	1.000

- ★ Belted a one-out, pinch-hit, game-tying home run in the ninth inning at No. 4 Georgia on April 5, helping lift Vandy to a 3-2 win in 11 innings.
- ★ Went a combined 6-for-8 with five RBIs vs. Davidson and ETSU ... Finished a home run shy of the cycle alongside three RBIs vs. ETSU on March 6.
- ★ Appeared in 21 games and made 10 starts for the Commodores in 2018 ... Nine of his 10 starts came in left field with the other at designated hitter.
- ★ His 18 walks in 2018 led the team among reserves ... Drew a free pass in 14 of his 21 appearances including a season-high three at UCLA on March 9.
- ★ Clubbed the game-winning home run in the top of the ninth against No. 1 Texas A&M at the 2016 SEC Tournament.

30 ★ Sterling Hayes, INF

R/R

6-1

190 lbs.

Fr.

San Diego, Calif.

Year	avg	gp-gs	ab	r	h	2b	3b	hr	rbi	tb	slg%	bb	hbp	so	gdp	ob%	sf	sh	sb-att	po	a	e	fld%
2019	.000	5-0	2	2	0	0	0	0	0	0	.000	2	0	1	0	.500	0	0	0-0	2	2	0	1.000
TOTAL	.000	5-0	2	2	0	0	0	0	0	0	.000	2	0	1	0	.500	0	0	0-0	2	2	0	1.000

- ★ Has made five appearances, drawing a walk and scoring a run on Feb. 16 vs. Cal State Fullerton and March 5 vs. Davidson.
- ★ Lettered four years in baseball at Francis Parker High School under coach David Glassey ... Also lettered in football two years in high school.
- ★ Recognized as California's No. 16 shortstop in the class of 2018 by Perfect Game ... Named 2018 first-team All-San Diego County.
- ★ Batted a career .318 including an impressive .475 on-base percentage across 124 games ... Recognized on the San Diego All-Academic Team all four years.

BATTING NOTES CONTINUED

11 ★ Matt Hogan, OF

L/R

6-0

190 lbs.

Fr.

Melville, N.Y.

Year	avg	gp-gs	ab	r	h	2b	3b	hr	rbi	tb	slg%	bb	hbp	so	gdp	ob%	sf	sh	sb-att	po	a	e	fld%
2019	.000	4-0	4	1	0	0	0	0	0	0	.000	1	0	2	0	.200	0	0	0-0	0	0	0	.000
TOTAL	.000	4-0	4	1	0	0	0	0	0	0	.000	1	0	2	0	.200	0	0	0-0	0	0	0	.000

- ★ Recorded his first walk and run, coming as a pinch hitter during Vanderbilt's 24-2 victory against Davidson on March 5.
- ★ Lettered five years in baseball at Half Hollow Hills East High School under coach Tim Belz ... Also lettered twice in soccer and twice in winter track.
- ★ Ranked as New York's top outfielder and seventh overall player in the class of 2018 by Perfect Game.
- ★ Holds the Half Hollow Hills East school record for home runs, RBIs and hits ... 51st recipient of the Carl Yastrzemski Award presented to Suffolk's top player.
- ★ Batted .401 with 23 runs while posting a 4-1 record and a save as a senior ... Was a three-time all-conference honoree in baseball.

22 ★ Julian Infante, INF

R/R

6-3

215 lbs.

Sr.

Miami, Fla.

Year	avg	gp-gs	ab	r	h	2b	3b	hr	rbi	tb	slg%	bb	hbp	so	gdp	ob%	sf	sh	sb-att	po	a	e	fld%
2016	.259	26-22	85	17	22	4	1	6	20	46	.541	10	0	28	1	.333	1	0	1-2	176	14	3	.984
2017	.315	62-62	251	51	79	16	1	11	66	130	.518	27	3	59	6	.387	1	1	0-1	534	32	9	.984
2018	.193	50-48	161	16	31	5	1	2	18	44	.273	16	4	72	2	.276	4	2	1-1	367	20	3	.992
2019	.226	47-45	155	27	35	5	0	8	31	64	.413	26	2	55	4	.341	2	2	3-4	362	18	0	1.000
TOTAL	.256	185-177	652	111	167	30	3	27	135	284	.436	79	9	214	13	.341	8	5	5-8	1439	84	15	.990

- ★ 2019 SEC All-Defensive Team ... Nation's No. 31-ranked senior according to Perfect Game.
- ★ Logged a hit in four straight games and six of the last seven ... In his last 35 games, has totaled 28 RBIs, 23 runs and 20 walks.
- ★ One of three first basemen nationally without an error in 300-plus chances ... Finished tied for 11th in the SEC with six homers in league games.
- ★ Registered at least one walk in nine of his last 19 games ... Provided eventual game-winning RBI in 1-0 win vs. Mississippi State at SEC Tournament.
- ★ Has recorded eight homers in his last 35 games including a grand slam at South Carolina ... Has reached base in 38 of 47 games this season.
- ★ Missed 10 games after colliding into Virginia's shortstop while attempting to steal second base on opening day.
- ★ Made 48 starts and 50 appearances – all coming at first base – while batting .193 with 18 RBIs and 16 runs in 2018.
- ★ Recorded 10 hits over the last 10 games of 2018, batting .312 with four runs and three RBIs during the stretch.
- ★ In 2017, led the Commodores with 66 RBIs while hitting .315 and slugging 11 homers ... Participant in 2017 College Home Run Derby (Omaha, Neb.).
- ★ Matched Jeren Kendall for the team lead with 25 multi-hit games and was second with 17 multi-RBI games in 2017.
- ★ As a freshman (2016), he hit six home runs in 26 games during the second half of the year after missing the first two months with a broken wrist.

12 ★ Dominic Keegan, UTL

R/R

6-0

210 lbs.

Fr.

Methuen, Mass.

Year	avg	gp-gs	ab	r	h	2b	3b	hr	rbi	tb	slg%	bb	hbp	so	gdp	ob%	sf	sh	sb-att	po	a	e	fld%
2019	.190	14-0	21	3	4	1	0	0	1	5	.238	2	1	6	0	.292	0	0	0-0	12	3	0	1.000
TOTAL	.190	14-0	21	3	4	1	0	0	1	5	.238	2	1	6	0	.292	0	0	0-0	12	3	0	1.000

- ★ Recorded his first multi-hit game, going 2-for-2 with two runs and an RBI on April 30 against Tennessee Tech.
- ★ Collected his first extra-base hit, doubling and scoring a run as part of a 1-for-5 performance on April 9 at Middle Tennessee.
- ★ Recorded his first career hit, coming in the eighth inning against Tennessee in the Sunday finale.
- ★ Made his first appearance at catcher on March 5 vs. Davidson ... Reached base for the first time (HBP) in Game 2 on Feb. 24 against Pepperdine.
- ★ Made his collegiate debut opening weekend against TCU, striking out in his lone pinch-hit appearance.
- ★ Lettered four years in baseball at Central Catholic High School (Massachusetts) ... Also lettered in basketball three years in high school.
- ★ Ranked as the top catcher in Massachusetts and 14th nationally from the class of 2018 by Perfect Game ... Named all-conference all four years.
- ★ Led the Raiders to four-straight MVC large titles ... Batted .402 (112 for 278) with 75 runs, 69 RBIs and 39 extra-base hits for his high school career.
- ★ As a senior, Keegan batted an area-best .463 (38 for 82), with a .546 OBP, .768 slugging, a team-high 19 RBIs and an area-leading 30 runs.

6 ★ Tate Kolwyck, INF

R/R

5-11

185 lbs.

Fr.

Memphis, Tenn.

Year	avg	gp-gs	ab	r	h	2b	3b	hr	rbi	tb	slg%	bb	hbp	so	gdp	ob%	sf	sh	sb-att	po	a	e	fld%
2019	.667	4-0	3	1	2	2	0	0	1	4	1.333	1	0	0	0	.750	0	0	0-0	1	2	0	1.000
TOTAL	.667	4-0	3	1	2	2	0	0	1	4	1.333	1	0	0	0	.750	0	0	0-0	1	2	0	1.000

- ★ Recorded hit first hit and logged a pair of doubles while scoring once and driving in a run on April 30 against Tennessee Tech.
- ★ Made his collegiate debut on March 5 against Davidson, drawing a walk in his lone plate appearance.
- ★ Lettered four years in baseball at Arlington High School (Tennessee) ... Also lettered four years in football and one in basketball.
- ★ Ranked as Tennessee's No. 2 shortstop and 10th overall player in the class of 2018 by Perfect Game.
- ★ Named a 2018 Rawlings-Perfect Game Honorable Mention All-American (Southeast - All Region 2nd Team).
- ★ In his career at quarterback, passed for a school-record 10,213 yards, 119 touchdowns, rushed for 859 yards and 13 touchdowns.

BATTING NOTES CONTINUED

36 ★ John Malcom, UTL L/L 6-3 220 lbs. Fr. West Bloomfield, Mich.

Year	avg	gp-gs	ab	r	h	2b	3b	hr	rbi	tb	slg%	bb	hbp	so	gdp	ob%	sf	sh	sb-att	po	a	e	fld%
2019	.000	2-0	3	0	0	0	0	0	1	0	.000	0	0	2	0	.000	0	0	0-0	0	0	0	.000
TOTAL	.000	2-0	3	0	0	0	0	0	1	0	.000	0	0	2	0	.000	0	0	0-0	0	0	0	.000

- ★ Made his collegiate debut on March 5 vs. Davidson, contributing an RBI-groundout as a pinch hitter in his long plate appearance.
- ★ Lettered four years in baseball at Detroit Country Day High School (Michigan) ... Also lettered two years in basketball.
- ★ Ranked as Michigan's top overall player and the No. 2 first baseman nationally in the class of 2018 by Perfect Game.
- ★ Named a 2018 Rawlings-Perfect Game 1st Team All-American (Central - All Region 1st Team) ... Was a three-year team captain (2016-18)

42 ★ Justyn-Henry Malloy, UTL R/R 6-2 210 lbs. Fr. Bergenfield, N.J.

Year	avg	gp-gs	ab	r	h	2b	3b	hr	rbi	tb	slg%	bb	hbp	so	gdp	ob%	sf	sh	sb-att	po	a	e	fld%
2019	.067	14-0	15	3	1	0	0	0	2	1	.067	6	1	4	1	.364	0	0	0-0	6	0	0	1.000
TOTAL	.067	14-0	15	3	1	0	0	0	2	1	.067	6	1	4	1	.364	0	0	0-0	6	0	0	1.000

- ★ Has appeared in 14 games, drawing six walks ... Walked and scored a run last time out (April 30) against Tennessee Tech.
- ★ Appeared at designated hitter twice on opening weekend ... Recorded his first hit and RBI on the first pitch he saw against Cal State Fullerton.
- ★ Lettered four years in baseball at St. Joseph Regional (New Jersey).
- ★ Ranked as New Jersey's top third baseman and fourth overall player in the class of 2018 by Perfect Game
- ★ Named a 2018 Rawlings-Perfect Game 3rd Team All-American (Northeast - All Region 1st Team).
- ★ Helped Team USA to a Pan American gold medal ... Captain of his team as a junior and senior.

16 ★ Austin Martin, UTL R/R 6-0 170 lbs. So. Jacksonville, Fla.

Year	avg	gp-gs	ab	r	h	2b	3b	hr	rbi	tb	slg%	bb	hbp	so	gdp	ob%	sf	sh	sb-att	po	a	e	fld%
2018	.338	59-58	222	44	75	14	0	1	19	92	.414	35	12	46	1	.452	1	3	22-30	157	11	2	.988
2019	.414	53-53	222	77	92	18	4	6	36	136	.613	33	9	28	4	.504	2	0	17-22	51	72	8	.939
TOTAL	.376	112-111	444	121	167	32	4	7	55	228	.514	68	21	74	5	.478	3	3	39-52	208	83	10	.967

- ★ 2019 First-Team All-SEC ... Nation's No. 47-ranked sophomore (Perfect Game) ... SEC's No. 20-ranked prospect for the 2020 MLB Draft (D1Baseball).
- ★ Named a Golden Spikes Semifinalist ... Dick Howser Trophy Semifinalist ... Batting .375 (36-for-96) with 30 runs and 18 walks in 24 starts vs. ranked teams.
- ★ Became Vanderbilt's single-season program leader in runs scored (77) with a pair during Vandy's SEC Tournament title game vs. Ole Miss.
- ★ Thirteenth in Vandy single-season hits (92), 19 shy of the program record (Warner Jones, 2004).
- ★ Posted 16 multi-hit performances in his last 26 games ... Has scored multiple runs in 13 of his last 25 games.
- ★ Has recorded a hit in 43 of 53 games and multiple hits 30 times ... Recorded 48 hits in his last 27 games after going a combined 0-for-13 at Georgia.
- ★ Leads the SEC in batting average (.414), runs (77) and on-base percentage (.504) ... Second in the SEC in hits (92) and tied for second in triples (4).
- ★ Has reached base in 64 of his last 67 games (dating to May 8, 2018) and recorded a hit in 53 of his last 63 games (dating to May 17, 2018).
- ★ Name NCBWA National Hitter of the Week and SEC Player of the Week after reaching base in 12 of his 16 plate appearances on opening weekend.
- ★ Named a 2018 Freshman All-American by Baseball America, Collegiate Baseball, NCBWA and Perfect Game ... Led Vandy with 20 multi-hit games.
- ★ Recorded a hit in 47 of his 58 games including finishing 2018 on a 10-game hitting streak.
- ★ Led the SEC with 22 stolen bases in 2018 ... His stolen-base mark was the most for a Vandy freshman since Xavier Turner had as many in 2013.
- ★ Started 58 at six positions in 2018 including center field (13x), first base (13x), left field (12x), third base (9x), designated hitter (9x) and shortstop (2x).
- ★ Was named to the 2018 NCAA Clemson Regional All-Tournament Team after batting .385 (5-for-13) with four runs and six total bases in three games.
- ★ In six NCAA Tournament games (2018), he hit a team-leading .385 (10-for-26) with five runs and three doubles ... Batted leadoff in 52 games.

BATTING NOTES CONTINUED

10 ★ Ethan Paul, INF

L/R

5-10

185 lbs.

Sr.

Bellevue, Wash.

Year	avg	gp-gs	ab	r	h	2b	3b	hr	rbi	tb	slg%	bb	hbp	so	gdp	ob%	sf	sh	sb-att	po	a	e	fld%
2016	.305	54-45	167	33	51	14	2	4	31	81	.485	22	7	47	3	.406	1	1	9-13	107	62	12	.934
2017	.251	53-52	199	34	50	15	1	5	27	82	.412	18	8	47	3	.336	1	3	5-7	79	137	6	.973
2018	.237	62-62	228	43	54	12	1	10	44	98	.430	30	14	64	2	.358	2	1	18-19	96	146	6	.976
2019	.325	59-59	240	48	78	20	1	9	67	127	.529	24	5	54	1	.388	7	0	7-9	61	136	6	.970
TOTAL	.279	228-218	834	158	233	61	5	28	169	388	.465	94	34	212	9	.371	11	5	39-48	343	481	30	.965

- ★ One of 14 shortstops named a semifinalist for 2019 Brooks Wallace Award ... Nation's No. 14-ranked senior according to Perfect Game.
- ★ Tied for second in Vanderbilt career doubles (61), two off the lead ... Tied for seventh in single-season RBIs (67) and tied for fifth for career RBIs (169).
- ★ Fourth in Vanderbilt career history with 834 at-bats, trailing Dominic de la Osa's program-best 941 (2005-08).
- ★ Has recorded a hit in 25 of his last 31 games and 22 of 27 ... Has scored a run in 18 of the last 20 games and 23 runs in the last 22 games.
- ★ Tied for the SEC lead in RBIs (67) and ninth in hits (78) ... Tied for second on the team with 24 multi-hit games ... Has recorded a hit in 47 of 59 games.
- ★ Is batting .376 (50-for-133) with runners on base ... Team-best .393 (33-for-84) with runners in scoring position and .372 (16-of-43) with RISP in SEC games.
- ★ Started 110 consecutive games at second base (Feb. 22, 2017-present) making his fifth career start and first since 2016 at shortstop on opening day.
- ★ Selected in the 26th round (pick 775) of the 2018 MLB Draft by the Pittsburgh Pirates ... Finished second on the team in RBIs (44) and stolen bases (18).
- ★ Led the team in hit by pitches (14) and was third on the squad in home runs (10) in 2018 ... Helped turn 32 double plays while committing just six errors.
- ★ Named to the 2018 NCAA Clemson Regional All-Tournament Team after batting .333 (3-for-9) with two RBIs and a home run.

2 ★ Harrison Ray, INF

R/R

5-11

190 lbs.

Jr.

Longwood, Fla.

Year	avg	gp-gs	ab	r	h	2b	3b	hr	rbi	tb	slg%	bb	hbp	so	gdp	ob%	sf	sh	sb-att	po	a	e	fld%
2017	.244	32-17	78	16	19	2	1	1	12	26	.333	11	1	20	4	.333	3	0	2-5	16	7	1	.958
2018	.242	42-22	91	13	22	4	3	1	14	35	.385	6	3	26	2	.307	1	0	5-6	28	33	6	.910
2019	.283	54-52	198	42	56	17	2	2	33	83	.419	18	4	58	1	.347	5	6	17-20	67	100	6	.965
TOTAL	.264	128-91	367	71	97	23	6	4	59	144	.392	35	8	104	7	.334	9	6	24-31	111	140	13	.951

- ★ Set an SEC Tournament championship game record with three doubles as part of a 3-for-5 performance vs. Ole Miss.
- ★ Has recorded a hit in 38 of his last 50 starts including 17 of the last 23 ... Has recorded a hit in eight of his last nine games and 10 of the last 12.
- ★ Has scored a run in 13 of his last 19 games ... Has driven in 22 runs over his last 25 games ... Tied for the team lead with 17 stolen bases.
- ★ Made 22 starts in 2018, coming at four different positions including third base (13x), center field (5x), left field (2x) and right field (2x).
- ★ Batted .375 (6-for-16) with six runs in four appearances and three starts during the 2018 NCAA Tournament.
- ★ Recorded a pair of two-hit games at the 2018 Nashville Super Regional and logged at least one hit in all three games.

19 ★ Stephen Scott, UTL

L/R

5-11

200 lbs.

Sr.

Cary, N.C.

Year	avg	gp-gs	ab	r	h	2b	3b	hr	rbi	tb	slg%	bb	hbp	so	gdp	ob%	sf	sh	sb-att	po	a	e	fld%
2016	.091	18-1	22	2	2	0	0	0	2	2	.091	3	0	6	1	.200	0	0	0-0	1	0	0	1.000
2017	.227	38-32	119	25	27	4	0	2	11	37	.311	20	3	32	0	.347	2	0	3-3	34	2	0	1.000
2018	.268	53-47	168	42	45	11	0	15	41	101	.601	34	10	50	1	.420	0	1	6-8	302	37	4	.988
2019	.335	57-57	209	58	70	18	0	11	51	121	.579	40	8	53	1	.457	1	0	4-5	167	14	3	.984
TOTAL	.278	166-137	518	127	144	33	0	28	105	261	.504	97	21	141	3	.410	3	1	13-16	504	53	7	.988

- ★ Nation's No. 22-ranked senior (Perfect Game) ... Batting .464 (13-for-28) with 14 runs, 14 RBIs and five home runs in his last eight games.
- ★ Has recorded a hit in 19 of his last 23 games, scoring 28 runs in that span ... Has drawn 19 walks in his last 25 games.
- ★ Batting .367 (40-for-109) with runners aboard ... Finished third on the team with 12 multi-hit performances in SEC games.
- ★ Selected in the 31st round of the 2018 MLB Draft by the Miami Marlins ... Started 47 games and appeared in 53 matchups in 2018.
- ★ Led Vandy and ranked seventh in the SEC with 15 home runs in 2018 ... Belted nine homers in his final 14 games including two vs. Tennessee and Clemson.
- ★ Recorded at least one hit in 16 of his final 19 games in 2018, batting .364 (24-for-66) with 21 runs, 20 RBIs, 13 walks and 10 homers during the stretch.
- ★ Named a 2018 Collegiate Baseball National Player of the Week in consecutive weeks on May 14 and May 21.
- ★ Led Vandy with a .601 slugging percentage and was second in total bases (101) and walks (34) in 2018.

8 ★ Isaiah Thomas, OF

R/R

6-2

190 lbs.

Fr.

Palm Beach Gardens, Fla.

Year	avg	gp-gs	ab	r	h	2b	3b	hr	rbi	tb	slg%	bb	hbp	so	gdp	ob%	sf	sh	sb-att	po	a	e	fld%
2019	.378	20-6	37	9	14	3	0	3	10	26	.703	1	2	12	0	.415	1	0	1-1	25	0	0	1.000
TOTAL	.378	20-6	37	9	14	3	0	3	10	26	.703	1	2	12	0	.415	1	0	1-1	25	0	0	1.000

- ★ Recorded a hit in seven of his last 12 games ... Belted two home runs and drove in five runs (both career highs) against Tennessee Tech.
- ★ Lettered four years in baseball at The Benjamin School (Florida) ... Also lettered three years in bowling.
- ★ Ranked as the No. 26 overall outfielder nationally in the class of 2018 by Perfect Game ... 2018 Rawlings-Perfect Game 3rd Team All-American.
- ★ Batted .490 with 34 RBIs, eight home runs and 16 stolen bases as a senior.
- ★ His second cousin (dad's side) is five-time NBA Champion and former San Antonio Spurs legend, Tim Duncan.

PITCHING NOTES

43 ★ Austin Becker, RHP R/R 6-5 190 lbs. Fr. Columbus, Ohio

Year	era	w-l	app	gs	cg	sho	sv	ip	h	r	er	bb	so	2b	3b	hr	bf	bavg	wp	hbp	bk	sfa	sha
2019	6.75	0-0	2	0	0	0/0	1	4.0	3	4	3	4	9	0	0	0	20	.200	1	1	0	0	0
TOTAL	6.75	0-0	2	0	0	0/0	1	4.0	3	4	3	4	9	0	0	0	20	.200	1	1	0	0	0

- ★ Nation's No. 38-ranked freshman (Perfect Game) ... SEC's No. 29-ranked prospect for the 2021 MLB Draft (D1Baseball).
- ★ Made his collegiate debut on March 5, striking out eight Davidson batters in 3.0 hitless innings while picking up the save.
- ★ Lettered four years in baseball and two years in basketball at Big Walnut High School (Ohio).
- ★ Ranked as the nation's No. 7 unsigned player according to Baseball America ... Named a 2018 Rawlings-Perfect Game 1st Team All-American.
- ★ Ranked as Ohio's top overall player in the class of 2018 by Perfect Game as well as the No. 11 right-handed pitcher nationally by the publication.
- ★ Father Kevin Becker played professional baseball in the Boston Red Sox and Cleveland Indians organization.
- ★ Drafted by the Texas Rangers in the 37th round of the 2018 MLB Draft.

21 ★ Tyler Brown, RHP R/R 6-4 242 lbs. So. Ashland, Ohio

Year	era	w-l	app	gs	cg	sho	sv	ip	h	r	er	bb	so	2b	3b	hr	bf	bavg	wp	hbp	bk	sfa	sha
2018	6.03	1-5	20	2	0	0/0	3	37.1	42	26	25	11	41	8	0	3	165	.286	2	4	0	2	1
2019	2.01	3-1	25	0	0	0/3	14	40.1	27	9	9	7	55	5	1	0	155	.185	3	0	0	1	1
TOTAL	3.94	4-6	45	2	0	0/3	17	77.2	69	35	34	18	96	13	1	3	320	.235	5	4	0	3	2

- ★ 2019 First-Team All-SEC relief pitcher ... Named to NCBWA's midseason update for the stopper of the year award.
- ★ Tossed three scoreless innings, permitting just two hits to earn the win in the SEC Tournament championship game vs. Ole Miss.
- ★ SEC leader and sixth nationally with 14 saves ... Second in Vanderbilt single-season saves, two off Brian Miller's program-best 16 in 2013.
- ★ Fourth in Vanderbilt career saves with 17, trailing Brian Miller's 26 between 2012-14.
- ★ Has not allowed a run in 22 of his 25 appearances ... Has fanned multiple batters 14 times ... Logged a save in eight of his last 11 outings.
- ★ Walked one or fewer in 19 of 20 outings in 2018 ... Did not allow a home run over his last 13 outings (22.2 innings) of the season.
- ★ Drafted by the Cincinnati Reds in the 26th round of the 2017 MLB Draft after lettering four years at Olentangy Orange High School (Ohio).

39 ★ Jake Eder, LHP L/L 6-4 210 lbs. So. Ocean Ridge, Fla.

Year	era	w-l	app	gs	cg	sho	sv	ip	h	r	er	bb	so	2b	3b	hr	bf	bavg	wp	hbp	bk	sfa	sha
2018	5.45	1-4	11	9	0	0/0	0	33.0	25	22	20	22	37	5	0	4	147	.210	4	1	0	2	3
2019	2.97	1-0	16	0	0	0/1	2	33.1	23	15	11	15	36	4	0	2	139	.193	2	2	0	1	2
TOTAL	4.21	2-4	27	9	0	0/1	2	66.1	48	37	31	37	73	9	0	6	286	.202	6	3	0	3	5

- ★ Nation's No. 38-ranked sophomore (Perfect Game) ... SEC's No. 21-ranked prospect for the 2020 MLB Draft (D1Baseball).
- ★ Did not allow an earned run 3.2 innings in the SEC Tournament championship ... Has permitted just six extra-base hits in 16 appearances (33.1 innings).
- ★ Has not permitted an earned run in his last four appearances, limiting opponents to four hits while fanning 12 in 9.2 innings.
- ★ Made nine starts and 11 overall appearances, going 1-4 with a 5.45 ERA as a freshman in 2018.
- ★ Picked up his first collegiate win during his debut on Feb. 21, 2018, limiting Presbyterian to one hit in four scoreless innings while striking out four.
- ★ Held opponents to three runs or fewer in seven of his nine starts in 2018 ... Struck out 37 batters across 33 innings.
- ★ Drafted by the New York Mets in the 34th round of the 2017 MLB Draft after lettering three years at Delray Beach Atlantic High School (Florida).

66 ★ Drake Fellows, RHP L/R 6-5 205 lbs. Jr. Plainfield, Ill.

Year	era	w-l	app	gs	cg	sho	sv	ip	h	r	er	bb	so	2b	3b	hr	bf	bavg	wp	hbp	bk	sfa	sha
2017	3.30	3-3	16	10	0	0/0	1	62.2	54	28	23	17	68	9	1	9	268	.226	8	7	1	2	3
2018	3.92	7-4	16	16	0	0/3	0	96.1	75	47	42	35	107	8	1	7	398	.217	12	7	1	4	6
2019	4.05	11-0	15	15	1	1/1	0	91.0	83	43	41	36	108	19	0	7	399	.241	13	16	0	1	2
TOTAL	3.82	21-7	47	41	1	1/4	1	250.0	212	118	106	88	283	36	2	23	1065	.228	33	30	2	7	11

- ★ 2019 Collegiate Baseball Preseason All-American ... 2019 Perfect Game Preseason All-American.
- ★ Nation's No. 39-ranked junior (Perfect Game) ... SEC's No. 27-ranked prospect for the 2019 MLB Draft (D1Baseball).
- ★ Named D1Baseball.com's No. 94 ranked collegiate prospect for the 2019 MLB Draft.
- ★ Tied for sixth in Vanderbilt history for single-season wins (11), three off Carson Fulmer (2015) and Tyler Beede's (2013) program-best 14.
- ★ Tenth in Vanderbilt career strikeouts (283) ... Needs 30 strikeouts to move into the top-5 and match Carson Fulmer's 313 (2013-15).
- ★ Has not allowed more than two earned runs in seven of his last 11 starts ... Has tossed five-plus innings in 13 of his last 14 starts.
- ★ Tied for first nationally in victories (11) ... Has fanned seven-plus batters in eight of his last 14 starts ... Team leader with 108 strikeouts.
- ★ Tossed Vanderbilt's first complete-game shutout since 2017 on March 22, lifting Vanderbilt to a 5-0 win against No. 14 Florida.
- ★ Set a new career high with 13 strikeouts on March 1 vs. Dayton ... 13 punchouts were the most for a Vandy pitcher since Kyle Wright on May 6, 2017.
- ★ Friday night starter who posted a 7-4 record and 3.92 ERA in 2018 ... Led the Commodores with 107 strikeouts (46th nationally) in 96.1 innings.
- ★ Became the first sophomore since 2012 to start on Opening Day, doing so in 2018 ... Tossed five-plus innings in 14 of his 16 starts.

PITCHING NOTES CONTINUED

32 ★ Hugh Fisher, LHP R/L 6-5 185 lbs. So. Eads, Tenn.

Year	era	w-l	app	gs	cg	sho	sv	ip	h	r	er	bb	so	2b	3b	hr	bf	bavg	wp	hbp	bk	sfa	sha
2018	1.93	2-0	8	0	0	0/0	0	9.1	6	5	2	6	8	0	0	0	39	.194	2	2	0	0	0
2019	3.48	2-0	20	0	0	0/2	4	33.2	28	14	13	21	45	5	1	2	156	.219	5	6	0	1	0
TOTAL	3.14	4-0	28	0	0	0/2	4	43.0	34	19	15	27	53	5	1	2	195	.214	7	8	0	1	0

- ★ Nation's No. 17-ranked sophomore (Perfect Game) ... SEC's No. 27-ranked prospect for the 2020 MLB Draft (D1Baseball).
- ★ Has not allowed more than one earned run in 17 of his 20 appearances ... Has not allowed a run in five of his last nine appearances.
- ★ Picked up his second win despite allowing two runs and a hit May 16 at Kentucky ... Reached 50 career strikeouts with six vs. LSU at the SEC Tournament.
- ★ Made eight relief appearances, posting a 1.94 ERA in 2018 ... Limited opponents to a .194 batting average in 9.1 innings while striking out eight.
- ★ Named a Rawlings-Perfect Game Second-Team All-American as a senior at Briarcrest Christian High School (Eads, Tenn.).

49 ★ AJ Franklin, LHP L/L 6-2 180 lbs. R-Jr. Lebanon, Tenn.

Year	era	w-l	app	gs	cg	sho	sv	ip	h	r	er	bb	so	2b	3b	hr	bf	bavg	wp	hbp	bk	sfa	sha
2018	0.00	0-0	3	0	0	0/1	0	2.2	0	0	0	1	2	0	0	0	7	.000	0	0	0	0	0
2019	7.24	1-0	13	0	0	0/0	0	13.2	12	11	11	11	16	2	0	2	70	.226	1	5	0	0	1
TOTAL	6.06	1-0	16	0	0	0/1	0	16.1	12	11	11	12	18	2	0	2	77	.203	1	5	0	0	1

- ★ Has permitted just 10 hits and five runs in his last 12 games (12.2 innings) ... Closed out Vandy's 12-2 win vs. Arkansas with a hitless frame.
- ★ Tossed a career-high 2.1 innings and matched a career-high three strikeouts while picking up his first collegiate win at No. 6 Louisville last Tuesday.
- ★ Made three appearances during his first campaign on the mound in 2018, holding opponents hitless in 2.2 innings.
- ★ Missed the 2017 season with a knee injury after redshirting in 2016.

35 ★ Jackson Gillis, LHP R/L 6-3 225 lbs. Jr. Wilmington, Mass.

Year	era	w-l	app	gs	cg	sho	sv	ip	h	r	er	bb	so	2b	3b	hr	bf	bavg	wp	hbp	bk	sfa	sha
2017	3.60	0-0	16	0	0	0/2	0	15.0	9	8	6	11	19	3	0	2	65	.173	0	1	2	0	1
2018	4.81	4-1	20	1	0	0/0	1	33.2	33	19	18	17	44	7	1	5	160	.256	6	7	2	3	3
2019	5.14	1-1	7	0	0	0/0	0	7.0	7	6	4	5	7	0	0	0	35	.269	3	2	0	2	0
TOTAL	4.53	5-2	43	1	0	0/2	1	55.2	49	33	28	33	70	10	1	7	260	.237	9	10	4	5	4

- ★ Has held opponents scoreless in four of his last six appearances ... Did not allow a run last time out against Middle Tennessee (May 14).
- ★ Posted a 4-1 record and 4.81 ERA across 20 appearances including one start in 2018 ... Struck out 39 batters while tossing 28.2 innings and walking nine.
- ★ First Commodore in the Tim Corbin era (2003-present) to record a win and save on the same day, coming in DH action vs. Ole Miss (April 15, 2018).
- ★ Struck out multiple batters 13 times including over his first eight appearances of 2018 ... Did not permit a walk in 10 of his final 13 appearances.

55 ★ Joe Gobillot, LHP L/L 6-6 240 lbs. R-Fr. Houston, Texas

Year	era	w-l	app	gs	cg	sho	sv	ip	h	r	er	bb	so	2b	3b	hr	bf	bavg	wp	hbp	bk	sfa	sha
2019	13.50	0-0	2	0	0	0/0	0	2.0	2	3	3	3	4	0	0	0	12	.250	1	1	0	0	0
TOTAL	13.50	0-0	2	0	0	0/0	0	2.0	2	3	3	3	4	0	0	0	12	.250	1	1	0	0	0

- ★ Struck out the side in his collegiate debut at Middle Tennessee ... Made his home debut April 30 vs. Tennessee Tech, allowing three runs and three walks.
- ★ Did not compete during his inaugural season (2018) while recovering from injury.
- ★ Lettered four years in baseball at St. John's School (Texas) ... Named Rawlings-Perfect Game Honorable Mention All-American as a senior.
- ★ High school team captain as a junior and senior ... Rawlings-Perfect Game Underclass First-Team honoree as a junior.

44 ★ Mason Hickman, RHP R/R 6-6 230 lbs. So. Hendersonville, Tenn.

Year	era	w-l	app	gs	cg	sho	sv	ip	h	r	er	bb	so	2b	3b	hr	bf	bavg	wp	hbp	bk	sfa	sha
2018	5.21	8-2	16	13	1	1/0	0	74.1	71	45	43	30	66	14	1	10	319	.254	4	3	2	5	2
2019	2.20	7-0	16	9	0	0/1	3	73.2	52	20	18	18	98	18	1	4	293	.194	0	5	0	2	0
TOTAL	3.71	15-2	32	22	1	1/1	3	148.0	123	65	61	48	164	32	2	14	612	.225	4	8	2	7	2

- ★ Fifth in the SEC in batters struck out looking (35), fifth in ERA (2.20) and eighth in opponent average (.194).
- ★ Has allowed one or no runs in six of nine starts ... Has fanned six-plus batters in nine of his last 10 outings including nine last time out vs. Auburn.
- ★ Has allowed just 13 earned runs in his last 14 outings (73.2 innings) ... Held No. 6 Louisville to six hits and two runs in 5.2 innings.
- ★ Permitted just an infield single in six scoreless innings against Lipscomb while striking out eight on March 26.
- ★ Struck out a career-high 12 batters in six scoreless innings during his first start of the season on March 19 vs. Belmont.
- ★ Sunday starter who was named a Freshman All-American by Collegiate Baseball in 2018 ... Tied for third nationally among freshmen with eight victories.
- ★ Was one of three SEC freshmen to post a shutout in 2018, doing so with a seven-inning complete game victory against LSU on March 25.
- ★ During senior season at Pope John Paul II High School (Hendersonville, Tenn.) was named All-State, All-Region, and Tennessee Mr. Baseball Finalist.

PITCHING NOTES CONTINUED

45 ★ Chance Huff, RHP R/R 6-4 210 lbs. Fr. Niceville, Fla.

Year	era	w-l	app	gs	cg	sho	sv	ip	h	r	er	bb	so	2b	3b	hr	bf	bavg	wp	hbp	bk	sfa	sha
2019	6.75	2-0	7	4	0	0/0	0	17.1	16	13	13	15	21	7	0	0	85	.239	4	2	1	1	0
TOTAL	6.75	2-0	7	4	0	0/0	0	17.1	16	13	13	15	21	7	0	0	85	.239	4	2	1	1	0

- ★ Nation's No. 37-ranked freshman according to Perfect Game.
- ★ Has fanned five-plus batters in three of four starts including a career-high seven in six innings while picking up the win on March 5 vs. Davidson.
- ★ Picked up the win on opening day vs. Virginia, permitting three runs and two hits while walking two and striking out two (threw 33 pitches).
- ★ Lettered four years in baseball at Niceville High School (Florida) ... Named 2018 Rawlings-Perfect Game Honorable Mention All-American.
- ★ Ranked as Florida's No. 18 right-handed pitcher and No. 46 overall player in the class of 2018 by Perfect Game.
- ★ Tossed a no-hitter while striking out 12 batters against South Walton as a senior ... Team-high 74 strikeouts in 48 innings with a 1.90 ERA as a junior.
- ★ Named among Top 45 pitchers headed to college per Baseball America ... Served as team captain his senior year.

33 ★ Erik Kaiser, RHP R/R 6-5 205 lbs. So. Waterloo, Ill.

Year	era	w-l	app	gs	cg	sho	sv	ip	h	r	er	bb	so	2b	3b	hr	bf	bavg	wp	hbp	bk	sfa	sha
2019	12.00	0-0	1	1	0	0/0	0	3.0	4	4	4	0	4	0	1	1	14	.308	0	1	0	0	0
TOTAL	12.00	0-0	1	1	0	0/0	0	3.0	4	4	4	0	4	0	1	1	14	.308	0	1	0	0	0

- ★ Made his first collegiate start on March 6 vs. ETSU, allowing four runs on four hits while striking out four.
- ★ Made two scoreless appearances during his freshman campaign in 2018 ... Struck out one and did not allow a base runner at Long Beach St. (March 7).
- ★ Lettered three years in baseball and played varsity basketball at Waterloo High School (Illinois).
- ★ Named Rawlings-Perfect Game Honorable Mention and All-USA Today Second-Team All-State as a senior.

34 ★ Zach King, LHP L/L 6-6 210 lbs. Jr. Spring Hill, Tenn.

Year	era	w-l	app	gs	cg	sho	sv	ip	h	r	er	bb	so	2b	3b	hr	bf	bavg	wp	hbp	bk	sfa	sha
2017	2.56	2-1	25	0	0	0/0	0	38.2	24	14	11	17	31	5	0	3	163	.174	4	4	0	0	4
2018	3.46	1-4	21	3	0	0/1	3	52.0	45	22	20	21	51	8	0	1	221	.237	2	6	0	1	3
2019	6.68	0-2	18	3	0	0/3	3	33.2	36	25	25	21	40	2	1	0	159	.288	3	8	0	3	2
TOTAL	4.05	3-7	64	6	0	0/4	6	124.1	105	61	56	59	122	15	1	4	543	.232	9	18	0	4	9

- ★ SEC's No. 19-ranked prospect for the 2019 MLB Draft.
- ★ Has fanned multiple batters in four of his last six outings ... Has allowed just two extra-base hits in his last 13 appearances (18.0 innings).
- ★ Did not allow a hit in one scoreless inning as part of a 1-0 win vs. Mississippi State at the SEC Tournament on Thursday.
- ★ Posted a 1-4 record alongside a 3.46 ERA in 21 appearances and three starts in 2018 ... His 21 appearances were tied with Reid Schaller for the team lead.
- ★ Limited opponents to a .237 average while leading all Vandy relievers with 51 strikeouts and 52.0 innings pitched in 2018.
- ★ Held opponents to nine extra-base hits including just one home run while adding three saves in 2018 ... Struck out three or more batters 12 times.
- ★ Did not allow an earned run in four of his final six appearances in 2018, posting a 2.28 ERA over 19.2 innings.
- ★ Did not permit an earned run in 10 appearances of 2018, all coming in his final 17 outings ... Held foes to one walk or fewer in 16 of his 21 appearances.

29 ★ Patrick Raby, RHP R/R 6-3 230 lbs. Sr. Knoxville, Tenn.

Year	era	w-l	app	gs	cg	sho	sv	ip	h	r	er	bb	so	2b	3b	hr	bf	bavg	wp	hbp	bk	sfa	sha
2016	2.61	7-1	15	10	0	0/1	2	58.2	35	17	17	19	63	5	0	3	220	.174	2	0	2	0	0
2017	2.73	10-4	16	16	1	0/1	0	105.1	89	38	32	30	87	16	0	7	426	.231	5	4	0	1	5
2018	3.57	5-5	16	12	0	0/1	0	68.0	69	29	27	33	57	11	2	6	299	.271	6	5	0	2	4
2019	2.90	9-1	15	15	0	0/1	0	71.1	67	31	23	41	73	7	0	3	317	.251	6	2	1	4	3
TOTAL	2.94	31-11	62	53	1	0/4	2	303.1	260	115	99	123	280	39	2	19	1262	.234	19	11	3	7	12

- ★ Nation's No. 14-ranked senior according to Perfect Game.
- ★ Broke a 46-year-old program record (Jeff Peeples, 1970-73), becoming Vanderbilt's career wins leader with his 30th at South Carolina.
- ★ Currently ranks seventh in Vanderbilt career innings pitched (303.1) and 10th in career strikeouts (280) ... Currently eighth in career history for ERA (2.94).
- ★ Tied for fourth in the SEC and 22nd nationally in wins (9) ... Allowed just one earned run, securing his 31st career win, vs. Missouri.
- ★ Has not allowed more than one earned run in nine of his 15 starts ... Has fanned five-plus batters in nine of his 15 starts.
- ★ In 15 starts, including eight vs. ranked opponents, has held foes to a .251 batting average in 71.1 innings.
- ★ Has allowed just 10 extra-base hits in 71.1 innings and 15 starts this season ... Held No. 19 Texas A&M to three hits in five frames.
- ★ Tied Jim Gibbs (1981-84) for third in program history with his 25th career victory on March 10 against Illinois State (5.0 IP, 4 H, 1 ER, 5 K).
- ★ Recorded his 200th career strikeout in his hometown of Knoxville on May 12, 2018, at Tennessee while limiting the Volunteers to two runs.
- ★ Struck out four-or-more batters on eight occasions in 2018 ... Held opponents to a .230 batting average (29-for-126) with runners on base.
- ★ Fanned a season-high eight batters without allowing an earned run in five innings of three-hit ball against TCU on March 11, 2018.
- ★ Former Collegiate Baseball Freshman All-American (2016) ... Three-time All-American at Knoxville Farragut High School.

PITCHING NOTES CONTINUED

80 ★ Kumar Rocker, RHP					R/R			6-4		255 lbs.		Fr.			Athens, Ga.								
Year	era	w-l	app	gs	cg	sho	sv	ip	h	r	er	bb	so	2b	3b	hr	bf	bavg	wp	hbp	bk	sfa	sha
2019	4.14	8-5	15	12	0	0/0	0	71.2	73	37	33	16	70	15	2	2	305	.264	6	5	4	3	4
TOTAL	4.14	8-5	15	12	0	0/0	0	71.2	73	37	33	16	70	15	2	2	305	.264	6	5	4	3	4

- ★ 2019 SEC All-Freshman Team ... Nation's top-ranked freshman (Perfect Game) ... SEC's No. 3-ranked prospect for the 2021 MLB Draft (D1Baseball).
- ★ Second-highest rated high school right-handed pitcher in the 2018 MLB Draft by MLB.com.
- ★ Struck out a career-high 10 batters and matched a career high with seven innings pitched against Auburn.
- ★ Has gone 6-1 with a 2.95 ERA in his last seven starts, striking out 38 across 42.2 innings while limiting opponents to a .230 average.
- ★ Has held opponents to three earned runs or fewer in 12 of his last 14 outings ... Has fanned six-plus batters in seven of his last 10 starts.
- ★ Has not allowed more than two walks in 14 of his 15 appearances ... Has tossed five-plus innings in 10 of his last 11 starts.
- ★ Tabbed the nation's third-ranked right-handed pitcher and eight-best overall player in the 2018 class by Perfect Game.
- ★ Honored as the 2017-18 Gatorade Georgia Baseball Player of the Year... Tabbed an Under Armour All-American.
- ★ Lettered four years in baseball and two years in football at North Oconee High School (Athens, Ga.).
- ★ Father, Tracy, played college football at Auburn and was the first SEC player to win both the Lombardi Award and the Outland Trophy.

27 ★ Ethan Smith, RHP				R/R				6-1		200 lbs.		Fr.			Mt. Juliet, Tenn.								
Year	era	w-l	app	gs	cg	sho	sv	ip	h	r	er	bb	so	2b	3b	hr	bf	bavg	wp	hbp	bk	sfa	sha
2019	3.30	4-0	16	0	0	0/2	0	30.0	15	12	11	17	42	5	0	1	126	.146	4	5	1	0	1
TOTAL	3.30	4-0	16	0	0	0/2	0	30.0	15	12	11	17	42	5	0	1	126	.146	4	5	1	0	1

- ★ Has allowed one or no runs in nine of his last 10 outings ... Has walked five batters in his last 10 appearances after walking 12 in his first six.
- ★ Has allowed just three extra-base hits in his last nine appearances (15.1 innings).
- ★ Struck out eight batters at South Carolina, matching Austin Becker for the most by a Commodore reliever this season.
- ★ Recognized as Tennessee's top right-handed pitcher and the state's third-best overall player in the class of 2018 by Perfect Game.
- ★ Threw the first perfect game in the history of the Perfect Game Tournament in Jupiter, Fla.... 2018 Rawlings-Perfect Game First-Team All-American.
- ★ Led Mt. Juliet (Tenn.) High School to the 2016 and 2018 District 9-AAA title ... Captain of the team as a junior and a senior.
- ★ Brother, Brandon, played baseball at Tennessee Tech; brother Austin, played at Columbia State CC and other brother, Jonathan played at Tufts University.

HITTING STREAKS			REACHED-BASE STREAKS			SCORELESS-INNING STREAK		
PLAYER	LONGEST	CURRENT	PLAYER	LONGEST	CURRENT	PLAYER	LONGEST	CURRENT
Paul	14	3	Bleday	39	39	Hickman	25.0	2.1
Clarke	13	1	Davis	29	1	Brown	16.2	15.2
Martin	12	1	Martin	27	27	Raby	15.2	0.0
Bleday	12	2	Scott	23	8	Fellows	9.0	6.0
Scott	10	2	Duvall	20	2	Huff	6.2	0.1
Ray	10	3	Gonzalez	15	1	Smith	6.2	5.2
Davis	9	--	DeMarco	14	2	Fisher	7.0	2.1
DeMarco	9	2	Paul	14	13	King	6.0	0.0
Gonzalez	7	1	Clarke	13	2	Eder	9.0	9.0
Infante	6	4	Ray	11	9	Franklin	6.2	0.0
Duvall	4	2	Infante	11	4	Rocker	7.0	0.2
Thomas	3	--	Grisanti	5	--	Gillis	3.1	1.1
Grisanti	2	--	Thomas	4	--	Kaiser	2.0	--
Malloy	1	--	Hayes	2	--	Gobillot	1.0	0.1
Kolwyck	1	1	Fentress	2	--			
Keegan	1	1	Malloy	2	--			
Fentress	1	--	Keegan	2	2			
			Kolwyck	1	1			
			Hogan	1	--			

2019 REGULAR SEASON DAY-BY-DAY

GM#	DATE	D/N	OPPONENT	SCORE	REC.	SEC REC.	GA/GB	PITCHER OF RECORD	ATTEND.	TIME
1	2/15	N	Virginia#	W, 15-9	1-0	0-0	--	Chance Huff (1-0)	1,747	4:04
2	2/16	D	Cal State Fullerton#	W, 14-9	2-0	0-0	--	Patrick Raby (1-0)	2,176	3:26
3	2/17	D	TCU#	L, 10-2	2-1	0-0	--	Kumar Rocker (0-1)	1,738	3:11
4	2/20	D	EVANSVILLE	W, 5-4	3-1	0-0	--	Hugh Fisher (1-0)	2,665	3:32
5	2/24	D	PEPPERDINE	W, 6-3	4-1	0-0	--	Drake Fellows (1-0)	2,837	2:56
6	2/24	D	PEPPERDINE	W, 6-2	5-1	0-0	--	Kumar Rocker (1-1)	--	2:49
7	2/26	D	SE MISSOURI ST.	W, 11-3	6-1	0-0	--	Ethan Smith (1-0)	2,700	3:20
8	2/27	D	AUSTIN PEAY	L, 7-6 (10)	6-2	0-0	--	Jackson Gillis (0-1)	2,726	4:32
9	3/1	D	DAYTON	W, 11-3	7-2	0-0	--	Drake Fellows (2-0)	2,745	3:30
10	3/2	D	DAYTON	W, 5-1	8-2	0-0	--	Patrick Raby (2-0)	2,819	2:54
11	3/2	D	DAYTON	W, 2-0	9-2	0-0	--	Ethan Smith (2-0)	--	2:30
12	3/5	D	DAVIDSON	W, 24-2	10-2	0-0	--	Chance Huff (2-0)	2,776	3:26
13	3/6	D	ETSU	W, 12-4	11-2	0-0	--	Jackson Gillis (1-1)	2,665	2:58
14	3/8	D	ILLINOIS ST.	W, 10-4	12-2	0-0	--	Drake Fellows (3-0)	2,694	3:16
15	3/10	D	ILLINOIS ST.	W, 9-1	13-2	0-0	--	Patrick Raby (3-0)	2,866	2:52
16	3/10	D	ILLINOIS ST.	L, 7-3	13-3	0-0	--	Zach King (0-1)	--	3:13
17	3/12	N	SAMFORD	W, 11-6	14-3	0-0	--	Mason Hickman (1-0)	2,823	3:28
18	3/15	N	at Texas A&M*	W, 7-4	15-3	1-0	--	Drake Fellows (4-0)	5,774	3:37
19	3/16	D	at Texas A&M*	L, 8-7	15-4	1-1	1.0 GB	Zach King (0-2)	7,104	3:46
20	3/17	D	at Texas A&M*	L, 7-0	15-5	1-2	2.0 GB	Kumar Rocker (1-2)	5,385	2:32
21	3/19	N	vs. Belmont^	W, 3-0	16-5	1-2	2.0 GB	Mason Hickman (2-0)	1,032	2:54
22	3/21	N	FLORIDA*	W, 5-0	17-5	2-2	1.5 GB	Drake Fellows (5-0)	3,191	2:31
23	3/22	N	FLORIDA*	W, 15-2	18-5	3-2	1.5 GB	Patrick Raby (4-0)	3,626	3:22
24	3/23	D	FLORIDA*	W, 14-2	19-5	4-2	1.0 GB	Kumar Rocker (2-2)	3,626	2:54
25	3/26	N	vs. Lipscomb^	W, 15-1	20-5	4-2	1.0 GB	Mason Hickman (3-0)	1,277	3:01
26	3/29	N	TENNESSEE*	W, 4-2	21-5	5-2	1.0 GB	Drake Fellows (6-0)	3,626	3:19
27	3/30	N	TENNESSEE*	W, 10-4	22-5	6-2	0.5 GB	Patrick Raby (5-0)	3,512	3:01
28	3/31	D	TENNESSEE*	L, 7-6	22-6	6-3	1.0 GB	Kumar Rocker (2-3)	3,563	3:09
29	4/2	N	WESTERN KY.	W, 5-4 (10)	23-6	6-3	1.0 GB	Ethan Smith (3-0)	2,877	3:20
30	4/5	N	at Georgia*	W, 3-2 (11)	24-6	7-3	--	Tyler Brown (1-0)	3,188	3:40
31	4/6	D	at Georgia*	L, 8-3	24-7	7-4	1.0 GB	Patrick Raby (5-1)	3,117	2:57
32	4/7	D	at Georgia*	L, 3-1	24-8	7-5	2.0 GB	Kumar Rocker (2-4)	3,045	2:32
33	4/9	N	at MTSU	W, 15-3	25-8	7-5	2.0 GB	Mason Hickman (4-0)	2,557	3:34
34	4/12	N	ARKANSAS*	W, 3-2	26-8	8-5	1.0 GB	Drake Fellows (7-0)	3,465	2:24
35	4/13	N	ARKANSAS*	W, 12-2	27-8	9-5	0.5 GB	Kumar Rocker (3-4)	3,305	2:27
36	4/14	D	ARKANSAS*	L, 14-12	27-9	9-6	1.0 GB	Tyler Brown (1-1)	3,488	4:01
37	4/16	N	INDIANA ST.	W, 7-1	28-9	9-6	1.0 GB	Mason Hickman (5-0)	2,810	2:57
38	4/19	N	at Alabama*	W, 7-4	29-9	10-6	1.5 GB	Drake Fellows (8-0)	2,862	3:04
39	4/20	N	at Alabama*	W, 13-5	30-9	11-6	1.5 GB	Kumar Rocker (4-4)	3,609	3:14
40	4/21	D	at Alabama*	W, 2-0	31-9	12-6	1.0 GB	Patrick Raby (6-1)	3,006	2:53
41	4/25	N	AUBURN*	W, 12-6	32-9	13-6	0.5 GB	Drake Fellows (9-0)	3,050	4:22
42	4/26	N	AUBURN*	W, 5-2	33-9	14-6	+0.5	Kumar Rocker (5-4)	3,534	3:10
43	4/27	D	AUBURN*	W, 9-5	34-9	15-6	--	Patrick Raby (7-1)	3,626	3:04
44	4/30	N	TENNESSEE TECH	W, 21-10	35-9	15-6	--	Mason Hickman (6-0)	3,191	4:13
45	5/3	N	at South Carolina*	W, 22-11	36-9	16-6	--	Ethan Smith (4-0)	6,570	4:25
46	5/4	N	at South Carolina*	W, 9-3	37-9	17-6	--	Kumar Rocker (6-4)	--	2:34
47	5/5	D	at South Carolina*	W, 6-2	38-9	18-6	+1.0	Patrick Raby (8-1)	7,027	2:35
48	5/7	N	at Louisville	W, 6-2	39-9	18-6	+1.0	AJ Franklin (1-0)	3,239	3:39
49	5/10	N	MISSOURI*	W, 5-2	40-9	19-6	+0.5	Drake Fellows (10-0)	3,626	2:46
50	5/11	D	MISSOURI*	L, 5-2	40-10	19-7	+0.5	Kumar Rocker (6-5)	3,262	3:08
51	5/12	D	MISSOURI*	W, 7-2	41-10	20-7	+1.0	Patrick Raby (9-1)	3,154	2:59
52	5/14	N	MTSU	W, 5-2	42-10	20-7	+1.0	Mason Hickman (6-0)	3,525	3:06
53	5/16	N	at Kentucky*	W, 16-10	43-10	21-7	+1.0	Hugh Fisher (2-0)	3,649	3:43
54	5/17	N	at Kentucky*	W, 12-4	44-10	22-7	+2.0	Kumar Rocker (7-5)	4,491	3:07
55	5/18	D	at Kentucky*	W, 7-4	45-10	23-7	+2.0	Tyler Brown (2-1)	4,249	3:57
56	5/22	D	vs. Auburn%	W, 11-1	46-10	23-7	+2.0	Mason Hickman (7-0)	--	3:14
57	5/23	N	vs. Mississippi State%	W, 1-0	47-10	23-7	+2.0	Drake Fellows (11-0)	8,620	2:59
58	5/25	D	vs. LSU%	W, 13-4	48-10	23-7	+2.0	Kumar Rocker (8-5)	12,872	3:25
59	5/26	D	vs. Ole Miss	W, 11-10	49-10	23-7	+2.0	Tyler Brown (2-1)	10,497	4:22

#Salt River Fields (Talking Stick, Ariz.)

^ First Tennessee Park (Nashville, Tenn.)

BOLD = Home Game (Hawkins Field)

* SEC Game

% SEC Tournament Game (Hoover, Ala.)

SEASON HIGHS AND LOWS

TEAM BATTING

Most runs, game _____ 24, vs. Davidson (3/5/19)
 Most runs, inning _____ 13, 3rd inn., vs. Davidson (3/5/19)
 Most hits, game _____ 21, vs. Tennessee Tech (4/30/19)
 Most hits, inning _____ 8, 3rd inn., vs. Davidson (3/5/19)
 Fewest hits, game _____ 1, at Georgia (4/7/19)
 Most doubles, game _____ 6, vs. Davidson (3/5/19)
 Most triples, game _____ 2, vs. Virginia (2/15/19)
 Most home runs, game _____ 5, at Alabama (4/20/19)
 Most home runs, inning _____ 2, 7x, last at Kentucky (5/18/19)
 Most extra-base hits _____ 9, 2x, last vs. Tennessee Tech (4/30/19)
 Most stolen bases, game _____ 4, 2x, last vs. Tennessee Tech (4/30/19)
 Most walks, game _____ 17, vs. Davidson (3/5/19)
 Most strikeouts, game _____ 14, at Alabama (4/20/19)
 Most hit by pitch, game _____ 3, 4x, last vs. Florida (3/23/19)
 Most left on base _____ 15, vs. Florida (3/22/19)

INDIVIDUAL BATTING

Most hits _____ 5, 2x, last vs. Auburn (5/22/19)
 Most runs _____ 4, 6x, last Austin Martin at Kentucky (5/16/19)
 Most doubles _____ 3, Harrison Ray vs. Ole Miss (5/26/19)
 Most triples _____ 1, 16x, last Philip Clarke at Kentucky (5/16/19)
 Most home runs _____ 2, 6x, last Stephen Scott at Kentucky (5/16/19)
 Most extra-base hits _____ 3, 3x, last Harrison Ray vs. Ole Miss (5/26/19)
 Most total bases _____ 10, 2x, last Stephen Scott at Kentucky (5/16/19)
 Most RBIs _____ 7, Pat DeMarco vs. Davidson (3/5/19)
 Most stolen bases _____ 2, 5x, last Austin Martin vs. LSU (5/25/19)
 Most walks _____ 3, 6x, last Ty Duvall at South Carolina (5/3/19)
 Most strikeouts _____ 4, Julian Infante at Alabama (4/21/19)
 Longest hitting streak _____ 14 games, Ethan Paul (2/15-3/10/19)

TEAM PITCHING

Most walks _____ 12, vs. Austin Peay (2/27/19)
 Fewest walks _____ 0, 2x, last at Kentucky (5/17/19)
 Most runs allowed, game _____ 14, vs. Arkansas (4/14/19)
 Most runs allowed, inning _____ 6, 2x, last 1st inn., vs. Ole Miss (5/26/19)
 Most hits allowed, game _____ 22, vs. Arkansas (4/14/19)
 Most hits allowed, inning _____ 5, 3x, last 5th inn. vs. Auburn (4/26/19)
 Fewest hits allowed, game _____ 2, vs. Auburn (5/22/19)
 Most home runs allowed, game _____ 2, 3x, last at South Carolina (5/3/19)
 Most consecutive scoreless inn. _____ 25 innings (3/17-22/19)

INDIVIDUAL PITCHING

Most innings pitched, starter _____ 9.0, Drake Fellows vs. Florida (3/21/19)
 Fewest innings pitched, starter _____ 0.2, 2x, last Patrick Raby vs. Ole Miss (5/26/19)
 Most innings pitched, reliever _____ 5.0, Jake Eder at Georgia (4/6/19)
 Most strikeouts, starter _____ 13, Drake Fellows vs. Dayton (3/1/19)
 Most strikeouts, reliever _____ 8, 3x, last Hugh Fisher vs. Missouri (5/12/19)
 Most walks allowed _____ 6, 2x, last Patrick Raby vs. Florida (3/22/19)
 Most runs allowed _____ 8, Drake Fellows at South Carolina (5/3/19)
 Most earned runs allowed _____ 7, Drake Fellows at South Carolina (5/3/19)
 Most hits allowed _____ 10, Kumar Rocker vs. Tennessee (3/31/19)
 Fewest hits allowed, CG _____ 5, Drake Fellows vs. Florida (3/21/19)
 Most home runs allowed _____ 2, 2x, last at South Carolina (5/3/19)
 Most pitches thrown _____ 116, Drake Fellows vs. Florida (3/21/19)

MISCELLANEOUS TEAM

Longest winning streak _____ 13 games, 4/16-4/10/19
 Longest losing streak _____ 2 games, 2x, last 4/6-4/7
 Most games over .500 _____ 39 games, 5/25/19
 Most games under .500 _____
 Longest game, innings _____ 11 inn., at Georgia (4/5/19)
 Longest game, time _____ 4:32, vs. Austin Peay (2/27/19)
 Shortest game, time _____ 2:24 vs. Arkansas (4/12/19)
 Largest crowd, Hawkins Field _____ 3,626, 11x, last vs. Missouri (5/10/19)
 Smallest crowd, Hawkins Field _____ 2,665, 2x, last vs. ETSU (3/6/19)
 Largest crowd, road _____ 12,872 vs. LSU @ SEC Tournament (5/25/19)
 Smallest crowd, road _____ 1,032 vs. Belmont (3/19/19)
 Largest winning margin _____ 22 runs, vs. Davidson (3/5/19)
 Largest losing margin _____ 8 runs, vs. TCU (2/17/19)
 Largest deficit overcome to win _____ 8 runs, vs. Ole Miss (5/26/19)
 Largest lead relinquished to lose _____ 5 runs, 2x, last at Texas A&M (3/16/19)
 Most double plays turned _____ 2, 4x, last vs. Missouri (5/11/19)
 Most double plays turned by opponent _____ 3, 2x, last at South Carolina (5/3/19)
 Most errors _____ 4, at Texas A&M (3/17/19)
 Most errors by an opponent _____ 5, vs. Davidson (3/5/19)
 Most stolen bases by an opponent _____ 3, at South Carolina (5/5/19)

LAST HOME RUN

MULTI-HIT GAMES

MULTI-RBI GAMES

PLAYER	DATE, OPP.	AB SINCE	2H	3H	4H	5H	TOTAL	2RBI	3RBI	4RBI	5+RBI	TOTAL
Bleday	5/25/19 vs. LSU	3	17	5	--	1	23	13	2	2	2	19
Clarke	4/14/19 vs. Arkansas	51	19	5	--	--	24	7	3	3	2	15
Davis	--	--	10	1	1	--	12	4	2	--	--	6
DeMarco	5/26/19 vs. Ole Miss	2	10	2	1	--	13	3	3	1	1	8
Duvall	5/25/19 vs. LSU	1	10	3	--	--	13	4	3	2	--	9
Fentress	--	--	--	--	--	--	--	--	--	--	--	--
Gonzalez	2/20/19 vs. Evansville	33	7	--	--	--	7	2	--	--	--	2
Grisanti	4/5/19 at Georgia	3	1	--	1	--	2	1	1	--	--	2
Hayes	--	--	--	--	--	--	--	--	--	--	--	--
Hogan	--	--	--	--	--	--	--	--	--	--	--	--
Infante	5/3/19 at South Carolina	32	5	1	--	--	6	4	1	1	1	7
Keegan	--	--	1	--	--	--	1	--	--	--	--	--
Kolwyck	--	--	1	--	--	--	1	--	--	--	--	--
Malcolm	--	--	--	--	--	--	--	--	--	--	--	--
Malloy	--	--	--	--	--	--	--	--	--	--	--	--
Martin	5/18/19 at Kentucky	6	15	11	4	--	30	8	4	--	--	12
McMillan	--	--	--	--	--	--	--	--	--	--	--	--
Paul	5/25/19 vs. LSU	2	19	4	--	1	24	5	6	1	3	15
Ray	5/18/19 at Kentucky	6	14	2	--	--	16	6	1	--	--	7
Scott	5/22/19 vs. Auburn	3	16	4	1	--	21	3	4	3	1	11
Thomas	4/30/19 vs. Tennessee Tech	7	2	1	1	--	4	--	--	1	1	2

BREAKDOWNS

RUNS BY INNING	1	2	3	4	5	6	7	8	9	10+	TOTAL
VANDERBILT	73	61	99	64	40	51	54	33	23	3	501
OPPONENTS	31	30	25	33	33	25	27	21	20	2	247

PITCHING BREAKDOWN	W-L-S	ERA	IP	H	R	ER	BB	SO	HR
STARTERS	34-7	3.76	306.2	279	144	128	119	350	15
RELIEVERS	15-3-27	3.86	219.0	169	103	94	111	278	9

CATCHING BREAKDOWN	CS	SBA	CS%	PB	PICKOFFS
PHILIP CLARKE	9	24	27.2	7	2
TY DUVAL	3	7	30.0	4	0
DOMINIC KEEGAN	0	1	0.0	0	0
STEPHEN SCOTT	1	4	20.0	0	0

STARTS BY BATTING ORDER (TOTAL, W-L)

1st: Davis (31, 23-8), Martin (25, 23-2), Clarke (1, 1-0), Grisanti (1, 1-0), Ray (1, 1-0)
2nd: Martin (28, 21-7), Bleday (24, 22-2), Ray (6, 5-1), Clarke (1, 1-0)
3rd: Bleday (37, 29-8), Paul (22, 20-2)
4th: Scott (30, 23-7), Clarke (26, 23-3), Paul (3, 3-0)
5th: Clarke (25, 20-5), DeMarco (16, 13-3), Ray (10, 9-1), Duvall (2, 2-0), Scott (3, 2-1), Paul (1, 1-0), Rocker (1, 1-0), Infante (1, 1-0)
6th: DeMarco (20, 17-3), Scott (19, 17-2), Ray (11, 8-3), Clarke (5, 3-2), Paul (3, 3-0), Duvall (1, 1-0)
7th: Paul (28, 20-8), Ray (11, 10-1), DeMarco (5, 5-0), Duvall (5, 5-0), Scott (4, 4-0), Infante (2, 2-0), Thomas (3, 3-0), Rocker (1, 0-1)
8th: Raby (19, 14-5), Duvall (15, 14-1), Infante (9, 6-3), Fellows (8, 7-1), Thomas (2, 2-0), Gonzalez (2, 2-0), Scott (1, 1-0), Rocker (1, 1-0), Ray (2, 2-0)
9th: Infante (33, 29-4), Gonzalez (11, 8-3), Ray (10, 8-2), Fellows (1, 1-0), Raby (1, 1-0), Fentress (2, 2-0), Thomas (1, 0-1)

STARTS BY POSITION (TOTAL, W-L)

C: Clarke (36, 28-8), Duvall (19, 18-1), Scott (2, 1-1)
1B: Infante (43, 36-7), Scott (14, 11-3)
2B: Ray (44, 36-8), Martin (13, 11-2)
3B: Martin (40, 33-7), Gonzalez (13, 10-3), Ray (6, 6-0)
SS: Paul (59, 49-10)
LF: Scott (36, 31-5), Davis (18, 13-5), DeMarco (2, 2-0), Grisanti (1, 1-0)
CF: DeMarco (37, 31-6), Davis (12, 9-3), Thomas (6, 5-1), Fentress (2, 2-0)
RF: Bleday (59, 49-10)
DH: Clarke (21, 19-2), Raby (19, 14-5), Fellows (9, 8-1), Scott (3, 2-1), Davis (1, 1-0), Rocker (3, 2-1), Duvall (3, 3-0)

HOME RUN NOTES

HOMERS AT HOME: 37
HOMERS ON THE ROAD: 32

SOLO HOMERS: 40
2-RUN HOMERS: 20

3-RUN HOMERS: 16
GRAND SLAMS: 5

2-HOME RUN GAMES BY VANDERBILT (6 IN 2019)

Last: Stephen Scott (2), 5/16/19 at Kentucky

3-HOME RUN GAMES BY VANDERBILT (0 IN 2019)

Last: Connor Kaiser, 6/3/18 at Clemson

PINCH-HIT HOME RUNS BY VANDERBILT (2 IN 2019)

Last: Walker Grisanti, 4/5/19 at Georgia

GRAND SLAMS BY VANDERBILT (5 IN 2019)

Last: Julian Infante, 5/3/19 at South Carolina

FIRST-INNING LEADOFF HOME RUNS BY VANDERBILT (1 IN 2019)

Last: Austin Martin, 5/18/18 at Kentucky

WALK-OFF HOME RUNS (0 IN 2019)

Last: JJ Bleday, 6/9/18 vs. Mississippi State, 11th inning

INSIDE-THE-PARK HOME RUNS BY VANDERBILT (0 IN 2019)

Last: Will Toffey, 3/22/17 vs. Belmont

BACK-TO-BACK HOME RUNS BY VANDERBILT (3 IN 2019)

Last: JJ Bleday, Ethan Paul, 5/18/19 at Kentucky, 9th inning

CAREER HIGHS

43 ★ Austin Becker

Innings Pitched: 3.0, vs. Davidson (3/5/19)
Strikeouts: 8, vs. Davidson (3/5/19)
Hits Allowed: None
Walks Allowed: 2, vs. Davidson (3/5/19)
Runs Allowed: None

51 ★ JJ Bleday

Hits: 5, vs. Auburn (5/22/19)
Runs: 4, vs. Florida (3/23/19)
RBI: 5, 2x, last at MTSU (4/9/19)
Walks: 5, vs. Middle Tennessee (5/15/18)
HRs: 2, 3x, last at Alabama (4/20/19)
Strikeouts: 3, 2x, last at Texas A&M (3/15/19)
Stolen Bases: 1, 2x, last vs. Clemson (6/2/18)

21 ★ Tyler Brown

Innings Pitched: 5.0, vs. Texas A&M (5/22/18)
Strikeouts: 6, 3x, last vs. Illinois St. (3/8/19)
Hits Allowed: 6, at Florida (3/31/18)
Walks Allowed: 3, vs. Mississippi St. (6/10/18)
Runs Allowed: 6, at Florida (3/31/18)

5 ★ Philip Clarke

Hits: 3, 10x, last vs. Ole Miss (5/26/19)
Runs: 3, 2x, vs. Samford (3/12/19)
RBI: 6, vs. Arkansas (4/14/19)
Walks: 4, vs. UMass-Lowell (2/23/18)
HRs: 2, vs. Clemson (6/3/18)
Strikeouts: 2, 12x, last at Georgia (4/5/19)
Stolen Bases: 2, vs. UMass-Lowell (2/25/18)

3 ★ Cooper Davis

Hits: 4, vs. SEMO (2/26/19)
Runs: 3, 2x, last vs. Tennessee (3/30/19)
RBI: 3, 2x, last at Texas A&M (3/15/19)
Walks: 2, 4x, last vs. WKU (4/2/19)
HRs: None
Strikeouts: 2, 3x, last at Georgia (4/5/19)
Stolen Bases: 1, 7x, last vs. Tennessee (3/30/19)

18 ★ Pat DeMarco

Hits: 4, vs. Auburn (4/27/19)
Runs: 3, 4x, last at South Carolina (5/3/19)
RBI: 7, vs. Davidson (3/5/19)
Walks: 2, 4x, last at Louisville (5/7/19)
HRs: 1, 15x, last vs. Missouri (5/12/19)
Strikeouts: 3, 8x, last vs. Miss. State (5/23/19)
Stolen Bases: 2, 3x, last vs. Auburn (4/27/19)

20 ★ Ty Duvall

Hits: 3, 4x, last vs. LSU (5/25/19)
Runs: 3, 3x, last at South Carolina (5/3/19)
RBI: 4, 3x, last vs. LSU (5/25/19)
Walks: 3, 4x, last at Kentucky (5/18/19)
HRs: 1, 7x, last vs. LSU (5/25/19)
Strikeouts: 3, 2x, last vs. Samford (3/12/19)
Stolen Bases: 1, at Missouri (4/21/18)

39 ★ Jake Eder

Innings Pitched: 5.0, 4x, last at Georgia (4/6/19)
Strikeouts: 7, at Long Beach State (3/7/18)
Hits Allowed: 6, 2x, last at MTSU (4/3/18)
Walks Allowed: 5, vs. Louisville (5/1/18)
Runs Allowed: 5, vs. Louisville (5/1/18)

66 ★ Drake Fellows

Innings Pitched: 9.0, vs. Florida (3/22/19)
Strikeouts: 13, vs. Dayton (3/1/19)
Hits Allowed: 8, 3x, last at S. Carolina (5/3/19)
Walks Allowed: 6, at Texas A&M (3/15/19)
Runs Allowed: 8, at S. Carolina (5/3/19)

13 ★ Kiambu Fentress

Hits: 1, 2x, last vs. Illinois State (3/10/19)
Runs: 2, vs. Lipscomb (3/26/19)
RBI: 1, vs. Austin Peay (2/27/18)
Walks: 3, vs. Lipscomb (3/26/19)
HRs: None
Strikeouts: 1, 6x, last at MTSU (4/9/19)
Stolen Bases: 1, vs. Lipscomb (3/26/19)

32 ★ Hugh Fisher

Innings Pitched: 4.0, vs. Illinois State (3/10/19)
Strikeouts: 8, vs. Missouri (5/12/19)
Hits Allowed: 4, vs. Arkansas (4/14/19)
Walks Allowed: 2, 7x, last vs. LSU (5/25/19)
Runs Allowed: 3, 3x, last vs. LSU (5/25/19)

49 ★ AJ Franklin

Innings Pitched: 2.1, at Louisville (5/7/19)
Strikeouts: 3, 3x, last at Louisville (5/7/19)
Hits Allowed: 3, 2x, last vs. Missouri (5/11/19)
Walks Allowed: 3, vs. CS Fullerton (2/16/19)
Runs Allowed: 6, vs. Cal St. Fullerton (2/16/19)

35 ★ Jackson Gillis

Innings Pitched: 3.2, vs. Duke (2/16/18)
Strikeouts: 5, vs. UMass-Lowell (2/24/18)
Hits Allowed: 4, vs. TCU (3/11/18)
Walks Allowed: 4, vs. Texas A&M (3/25/17)
Runs Allowed: 4, 2x, last at Tennessee (5/13/18)

55 ★ Joe Gobillot

Innings Pitched: 1.0, 2x, last vs. TTU (4/30/19)
Strikeouts: 3, at MTSU (4/9/19)
Hits Allowed: 1, 2x, last vs. TTU (4/30/19)
Walks Allowed: 3, vs. TTU (4/30/19)
Runs Allowed: 3, vs. TTU (4/30/19)

99 ★ Jayson Gonzalez

Hits: 4, 2x, last vs. Austin Peay (2/27/18)
Runs: 3, vs. Middle Tennessee (5/15/18)
RBI: 5, vs. UMass-Lowell (2/24/18)
Walks: 2, vs. Evansville (2/20/19)
HRs: 2, vs. UMass-Lowell (2/24/18)
Strikeouts: 3, 5x, last at Tennessee (5/12/18)
Stolen Bases: 1, 3x, last vs. Illinois St. (3/10/19)

17 ★ Walker Grisanti

Hits: 4, vs. ETSU (3/6/19)
Runs: 3, vs. Xavier (3/12/16)
RBI: 3, 3x, last vs. ETSU (3/6/19)
Walks: 3, at UCLA (3/9/18)
HRs: 1, 3x, last at Georgia (4/5/19)
Strikeouts: 3, 4x, last vs. Austin Peay (2/27/19)

30 ★ Sterling Hayes

Hits: None
Runs: 1, 2x, last vs. Davidson (3/5/19)
RBI: None
Walks: 1, 2x, last vs. Davidson (3/5/19)
HRs: None
Strikeouts: 1, vs. Tennessee Tech (4/30/19)
Stolen Bases: None

44 ★ Mason Hickman

Innings Pitched: 7.0, 4x, last vs. Indiana State (4/16/19)
Strikeouts: 12, vs. Belmont (3/19/19)
Hits Allowed: 8, at Florida (4/1/18)
Walks Allowed: 6, at Tennessee (5/13/18)
Runs Allowed: 6, vs. Kentucky (5/19/18)

11 ★ Matt Hogan

Hits: None
Runs: 1, vs. Davidson (3/5/19)
RBI: None
Walks: 1, vs. Davidson (3/5/19)
HRs: None
Strikeouts: 1, vs. Davidson (3/5/19)
Stolen Bases: None

45 ★ Chance Huff

Innings Pitched: 6.0, vs. Davidson (3/5/19)
Strikeouts: 7, vs. Davidson (3/5/19)
Hits Allowed: 6, vs. Davidson (3/5/19)
Walks Allowed: 3, 4x, last vs. TTU (4/30/19)
Runs Allowed: 3, 2x, last vs. Austin Peay (2/27/19)

22 ★ Julian Infante

Hits: 4, vs. Belmont (3/22/17)
Runs: 4, vs. Belmont 3/22/17
RBI: 7, vs. Missouri 3/22/17
Walks: 3, vs. Saint Mary's G2 (3/12/17)
HRs: 2, vs. Arkansas (4/14/19)
Strikeouts: 4, 3x, last at Alabama (4/21/19)
Stolen Bases: 1, 4x, last vs. TTU (4/30/19)

33 ★ Erik Kaiser

Innings Pitched: 3.0, vs. ETSU (3/6/19)
Strikeouts: 4, vs. ETSU (3/6/19)
Hits Allowed: 4, vs. ETSU (3/6/19)
Walks Allowed: None
Runs Allowed: 4, vs. ETSU (3/6/19)

12 ★ Dominic Keegan

Hits: 2, vs. Tennessee Tech (4/30/19)
Runs: 2, vs. Tennessee Tech (4/30/19)
RBI: 1, vs. Tennessee Tech (4/30/19)
Walks: 1, 2x, last at South Carolina (5/3/19)
HRs: None
Strikeouts: 1, 5x, last vs. Arkansas (4/14/19)
Stolen Bases: None

34 ★ Zach King

Innings Pitched: 6.1, vs. Kentucky (5/18/18)
Strikeouts: 7, vs. Dayton (3/2/19)
Hits Allowed: 7, vs. UMass-Lowell (2/24/18)
Walks Allowed: 4, at Clemson (6/2/18)
Runs Allowed: 5, vs. Illinois State (3/10/19)

16 ★ Tate Kolwyck

Hits: 2, vs. Tennessee Tech (4/30/19)
Runs: 1, vs. Tennessee Tech (4/30/19)
RBI: 1, vs. Tennessee Tech (4/30/19)
Walks: 1, vs. Davidson (3/5/19)
HRs: None
Strikeouts: None
Stolen Bases: None

36 ★ John Malcom

Hits: None
Runs: None
RBI: 1, vs. Davidson (3/5/19)
Walks: None
HRs: None
Strikeouts: 2, vs. Tennessee Tech (4/30/19)
Stolen Bases: None

42 ★ Justyn-Henry Malloy

Hits: 1, vs. Cal State Fullerton (2/16/19)
Runs: 1, 3x, last vs. Tennessee Tech (4/30/19)
RBI: 1, 2x, last vs. SEMO (2/26/19)
Walks: 1, 6x, last vs. Tennessee Tech (4/30/19)
HRs: None
Strikeouts: 2, vs. TCU (2/17/19)
Stolen Bases: None

16 ★ Austin Martin

Hits: 4, 4x, last vs. Arkansas (4/14/19)
Runs: 4, 3x, last vs. Arkansas (4/14/19)
RBI: 3, 5x, last at South Carolina (5/5/19)
Walks: 3, 3x, last vs. Virginia (2/15/19)
HRs: 1, 6x, last vs. Tennessee Tech (4/30/19)
Strikeouts: 4, vs. Indiana State (2/28/18)
Stolen Bases: 3, vs. Presbyterian (2/21/18)

10 ★ Ethan Paul

Hits: 5, vs. Florida (3/22/19)
Runs: 3, 11x, last at Alabama (4/19/19)
RBI: 7, vs. UMass-Lowell (2/24/18)
Walks: 3, vs. Xavier (3/13/16)
HRs: 2, 2x, last vs. Evansville (4/17/18)
Strikeouts: 3, 10x, last vs. Auburn (4/25/19)
Stolen Bases: 2, 5x, last vs. S. Carolina (4/27/18)

29 ★ Patrick Raby

Innings Pitched: 9.0, at Georgia (4/21/17)
Strikeouts: 11, 2x, last vs. Saint Mary's (3/12/17)
Hits Allowed: 9, 2x, last vs. Arkansas (4/14/19)
Walks Allowed: 6, vs. Florida (3/22/19)
Runs Allowed: 7, 2x, last at Auburn (5/5/18)

2 ★ Harrison Ray

Hits: 3, 2x, last vs. Ole Miss (5/26/19)
Runs: 4, vs. Florida (3/22/19)
RBI: 4, vs. South Carolina (4/29/18)
Walks: 2, 6x, last at South Carolina (5/3/19)
HRs: 1, 4x, last at Kentucky (5/18/19)
Strikeouts: 3, 4x, last at Alabama (4/21/19)
Stolen Bases: 2, 3x, last vs. Illinois St. (3/8/19)

80 ★ Kumar Rocker

Innings Pitched: 7.0, 3x, last at Kentucky (5/17/19)
Strikeouts: 10, vs. Auburn (4/26/19)
Hits Allowed: 10, vs. Tennessee (3/31/19)
Walks Allowed: 4, at Alabama (4/20/19)
Runs Allowed: 7, vs. Tennessee (3/31/19)

19 ★ Stephen Scott

Hits: 4, vs. Florida (3/22/19)
Runs: 4, at Clemson (6/3/18)
RBI: 5, 2x, last vs. Auburn (5/22/19)
Walks: 2, 21x, last at Kentucky (5/17/19)
HRs: 2, 3x, last at Kentucky (5/16/19)
Strikeouts: 3, 4x, last at Alabama (4/19/19)
Stolen Bases: 2, vs. Georgia (4/5/18)

27 ★ Ethan Smith

Innings Pitched: 3.2, vs. Dayton (3/2/19)
Strikeouts: 8, at South Carolina (5/3/19)
Hits Allowed: 3, 2x, last vs. Arkansas (4/13/19)
Walks Allowed: 3, 2x, last at Texas A&M (3/16/19)
Runs Allowed: 2, 4x, last vs. Arkansas (4/13/19)

8 ★ Isaiah Thomas

Hits: 4, vs. Tennessee Tech (4/30/19)
Runs: 3, vs. Tennessee Tech (4/30/19)
RBI: 5, vs. Tennessee Tech (4/30/19)
Walks: 1, vs. Auburn (4/27/19)
HRs: 2, vs. Tennessee Tech (4/30/19)
Strikeouts: 3, at Alabama (4/19/19)
Stolen Bases: None

THE LAST TIME VANDERBILT...

Won 5 or more consecutive games 9 games (May 12, 2019-present)
Won 7 or more consecutive games 9 games (April 16-May 10, 2019)
Won 10 or more consecutive games 13 games (April 16-May 10, 2019)
Won 14 or more consecutive games 14 games (April 20-May 16, 2013)
Won 15 or more consecutive games 19 games (Feb. 9-March 16, 2007)

Won 5 or more consecutive home games 6 games (April 16, 2019-May 10, 2019)
Won 8 or more consecutive home games 8 games (Feb. 18-28, 2018)
Won 10 or more consecutive home games 17 games (May 29, 2015-March 15, 2016)
Won 20 or more consecutive home games Never Happened

Won 5 or more consecutive road games 11 games (April 9, 2019-present)
Won 7 or more consecutive road games 11 games (April 9, 2019-present)
Won 10 or more consecutive road games 11 games (April 9, 2019-present)
Won 12 or more consecutive road games 13 games (April 20, 2013-March 18, 2014)

Won 5 or more consecutive conference games 10 games (April 19-May 10, 2019)
Won 6 or more consecutive conference games 10 games (April 19-May 10, 2019)
Won 9 or more consecutive conference games 10 games (April 19-May 10, 2019)
Won 11 or more consecutive conference games 11 games (April 20-May 16, 2013)

Won 5 or more consecutive conference home games 9 games (May 17, 2018-March 30, 2019)
Won 8 or more consecutive conference home games 9 games (May 17, 2018-March 30, 2019)
Won 9 or more consecutive conference home games 12 games (March 23-May 16, 2013)

Won 5 or more consecutive conference road games 9 games (April 19, 2019-present)
Won 7 or more consecutive conference road games 9 games (April 19, 2019-present)
Won 9 or more consecutive conference road games 9 games (April 19, 2019-present)

Won 5 or more consecutive midweek games 11 games (March 5, 2019-present)
Won 10 or more consecutive midweek games 11 games (March 5, 2019-present)
Won 12 or more consecutive midweek games 12 games (March 27, 2012-March 13, 2013)

Won 5 or more consecutive midweek home games 7 games (May 5, 2019-present)
Won 10 or more consecutive midweek home games 13 games (March 27, 2012-April 9, 2013)
Won 15 or more consecutive midweek home games 16 games (March 23, 2010-Feb. 22, 2012)

Lost 5 or more consecutive games 6 games (April 29-May 8, 2018)
Lost 7 or more consecutive games 7 games (March 28-April 6, 1997)
Lost 8 or more consecutive games 12 games (March 25-April 10, 1994)

Lost 4 or more consecutive home games 4 games (Feb. 24-29, 2012)
Lost 5 or more consecutive home games 6 games (April 30-May 22, 2005)
Lost 6 or more consecutive home games 6 games (April 30-May 22, 2005)
Lost 7 or more consecutive home games 9 games (1965-1966)

Lost 5 or more consecutive road games 6 games (March 30-April 20, 2018)
Lost 6 or more consecutive road games 6 games (March 30-April 20, 2018)
Lost 7 or more consecutive road games 8 games (Feb. 17-April 6, 2012)
Lost 8 or more consecutive road games 8 games (Feb. 17-April 6, 2012)
Lost 9 or more consecutive road games 9 games (March 25-April 26, 1994)
Lost 10 or more consecutive road games 11 games (April 18, 1978-March 5, 1979)

Lost 5 or more consecutive conference games 6 games (May 10, 2009-March 20, 2010)
Lost 6 or more consecutive conference games 6 games (May 10, 2009-March 20, 2010)
Lost 7 or more consecutive conference games 7 games (May 10, 2008-March 15, 2009)
Lost 8 or more consecutive conference games 11 games (April 5-27, 2002)
Lost 9 or more consecutive conference games 11 games (April 5-27, 2002)
Lost 10 or more consecutive conference games 11 games (April 5-27, 2002)

Lost 5 or more consecutive conference home games 5 games (April 12-27, 2002)
Lost 6 or more consecutive conference home games 9 games (April 14-May 14, 2000)
Lost 7 or more consecutive conference home games 9 games (April 14-May 14, 2000)
Lost 8 or more consecutive conference home games 9 games (April 14-May 14, 2000)

Lost 5 or more consecutive conference road games 5 games (March 30-April 20, 2018)
Lost 6 or more consecutive conference road games 10 games (April 5-May 17, 2002)
Lost 7 or more consecutive conference road games 10 games (April 5-May 17, 2002)
Lost 8 or more consecutive conference road games 10 games (April 5-May 17, 2002)

Shutout an opponent vs. Mississippi State, 1-0 @ SEC Tournament (May 23, 2019)
Shutout an opponent on Opening Day vs. Santa Clara, 4-0 (Feb. 13, 2015)
Shutout an opponent at home vs. Florida, 5-0 (March 21, 2019)
Shutout an SEC opponent at home vs. Florida, 5-0 (March 21, 2019)
Shutout an opponent on the road at Alabama, 2-0 (April 21, 2019)
Shutout an SEC opponent on the road at Alabama, 2-0 (April 21, 2019)
Shutout an opponent on a neutral field vs. Mississippi St, 1-0 @ SEC Tournament (May 23, 2019)
Shutout a midweek opponent at home vs. UT-Martin, 11-0 (April 4, 2017)
Shutout a midweek opponent on the road at Middle Tennessee, 1-0 (April 12, 2011)
Shutout back-to-back opponents vs. Belmont, 3-0 & vs. Florida, 5-0 (March 19-21, 2019)

Was shutout at Texas A&M, 7-0 (March 17, 2019)
Was shutout in back-to-back games Kentucky, 14-0 & 4-0 (April 23, 1976)

Was shutout on Opening Day vs. San Diego, 10-0 (Feb. 17, 2006)
Was shutout at home Kentucky, 3-0 (April 17, 2016)
Was shutout at home by an SEC opponent Kentucky, 3-0 (April 17, 2016)
Was shutout on the road at Texas A&M, 7-0 (March 17, 2019)
Was shutout on the road by an SEC opponent at Texas A&M, 7-0 (March 17, 2019)

Was shutout on a neutral field vs. Louisiana, 3-0, at Minute Maid Park (March 3, 2018)
Was shutout against a midweek opponent at home vs. Belmont, 1-0 (Feb. 26, 2003)
Was shutout against a midweek opponent on the road at North Florida, 2-0 (March 5, 1991)
Was shutout against a non-conference opponent on a neutral site vs. Louisiana, 3-0, at MMP (March 3, 2018)

Run-ruled an opponent vs. Auburn, 11-1, 8 inn. @ SEC Tournament (May 22, 2019)
Run-ruled an opponent at home vs. Evansville, 14-3, 5 inn. (April 17, 2002)

Was run-ruled vs. Texas A&M, 13-3, 7 inn. @ SEC Tournament (May 27, 2016)

Played in 14 or more innings 14 innings, vs. Illinois-Chicago (W, 6-5) (Feb. 27, 2016)
Played in 15 or more innings 16 innings, vs. Ole Miss (L, 6-5) (April 10, 2015)
Played in 16 or more innings 16 innings, vs. Ole Miss (L, 6-5) (April 10, 2015)
Played in 17 or more innings 17 innings, vs. Louisville (W, 11-10) (May 11, 2010)

Won both games of a doubleheader at South Carolina: 9-3, 6-2 (May 5, 2019)
Shutout opponent in both games of a doubleheader vs. Georgia: 3-0, 6-0 (April 27, 1976)
Lost both games of a doubleheader at Tennessee: 4-2 (11), 4-3 (April 25, 2010)

Swept a 3-game series at home vs. #25 Auburn (April 25-27, 2019)
Swept a 3-game series at home vs. non-conference opponent vs. Dayton (March 1-2, 2019)
Swept a 3-game series on the road at Kentucky (May 16-18, 2019)
Swept a 3-game SEC series at home vs. #25 Auburn (April 25-27, 2019)
Swept a 3-game SEC series on the road at Kentucky (May 16-18, 2019)
Swept a midweek series at home 2 games, vs. Presbyterian (Feb. 20-21, 2018)
Swept a midweek series on the road 2 games, at Ohio (May 17-18, 2005)
Swept a four-game series vs. Sewanee (1907)

Was swept in a 3-game series at home vs. Oregon (Feb. 24-26, 2012)
Was swept in a 3-game series at home vs. non-conference opponent vs. Oregon (Feb. 24-26, 2012)
Was swept in a 3-game series on the road at Auburn (May 4-6, 2018)
Was swept in a 3-game SEC series at home vs. Tennessee (May 14-16, 2009)
Was swept in a 3-game SEC series on the road at Auburn (May 4-6, 2018)

Swept 3 or more SEC series in a season 5, 2019 (vs. UF, at ALA, vs. AUB, at USC, at UK)
Swept 5 or more SEC series in a season 5, 2019 (vs. UF, at ALA, vs. AUB, at USC, at UK)
Swept 6 or more SEC series in a season 6, 2013 (at AUB, vs. UT, at OM, vs. MIZ, vs. MSU, vs. UK)
Was swept in 3 or more SEC series in a season 3, 2009 (vs. ALA, at USC, vs. UT)
Was swept in 4 or more SEC series in a season 4, 2002 (vs. UGA, at OM, at UF, at AUB)

Swept Alabama in a 3-game series at home April 9-11, 2011
Swept Alabama in a 3-game series on the road April 19-21, 2019
Was swept by Alabama in a 3-game series at home April 17-19, 2009
Was swept by Alabama in a 3-game series on the road April 22-23, 2006

Swept Arkansas in a 3-game series at home March 14-15, 2015
Swept Arkansas in a 3-game series on the road Never Happened
Was swept by Arkansas in a 3-game series at home April 1-3, 1994
Was swept by Arkansas in a 3-game series on the road April 8-10, 2005

Swept Auburn in a 3-game series at home April 27-29, 2019
Swept Auburn in a 3-game series on the road March 15-17, 2013
Was swept by Auburn in a 3-game series at home March 19-21, 1999
Was swept by Auburn in a 3-game series on the road May 4-6, 2018

Swept Florida in a 3-game series at home March 21-23, 2019
Swept Florida in a 3-game series on the road Never Happened
Was swept by Florida in a 3-game series at home May 20-22, 2005
Was swept by Florida in a 3-game series on the road March 30-April 1, 2018

Swept Georgia in a 3-game series at home April 29-May 1, 2016
Swept Georgia in a 3-game series on the road April 3-5, 2015
Was swept by Georgia in a 3-game series at home March 22-24, 2002
Was swept by Georgia in a 3-game series on the road May 2-4, 2003

Swept Kentucky in a 3-game series at home May 17-19, 2018
Swept Kentucky in a 3-game series on the road May 16-18, 2019
Was swept by Kentucky in a 3-game series at home May 12-14, 2000
Was swept by Kentucky in a 3-game series on the road April 9-10, 1988

Swept Missouri in a 3-game series at home April 24-26, 2015
Swept Missouri in a 3-game series on the road May 25-27, 2016
Was swept by Missouri in a 3-game series at home Never Happened
Was swept by Missouri in a 3-game series on the road Never Happened

Swept South Carolina in a 3-game series at home Never Happened
Swept South Carolina in a 3-game series on the road May 3-5, 2019
Was swept by South Carolina in a 3-game series at home April 12-14, 2002
Was swept by South Carolina in a 3-game series on the road May 1-3, 2009

Swept Tennessee in a 3-game series at home March 29-31, 2013
Swept Tennessee in a 3-game series on the road May 2-4, 2008
Was swept by Tennessee in a 3-game series at home May 14-16, 2009
Was swept by Tennessee in a 3-game series on the road May 5-7, 2000

Swept Texas A&M in a 3-game series at home Never Happened
Swept Texas A&M in a 3-game series on the road Never Happened
Was swept by Texas A&M in a 3-game series at home Never Happened
Was swept by Texas A&M in a 3-game series on the road Never Happened

THE LAST TIME VANDERBILT...

Defeated a Top 25 ranked team vs. #22 Ole Miss @ SEC Tourney, 11-10 (May 26, 2019)
Defeated a Top 25 ranked team at home vs. #21 Missouri, 7-2 (May 12, 2019)
Defeated a Top 25 ranked team on the road at #6 Louisville, 6-2 (May 7, 2019)
Defeated a #1 Top 25 ranked team at a neutral site vs. #22 Ole Miss @ SEC Tourney, 11-10 (May 26, 2019)
Defeated a Top 25 ranked non-conference team at #6 Louisville, 6-2 (May 7, 2019)
Defeated a Top 25 ranked non-conference team at home vs. #25 Duke, 9-1 (Feb. 18, 2018)
Defeated a Top 25 ranked non-conference team on the road at #6 Louisville, 6-2 (May 7, 2019)

Defeated a Top 20 ranked team vs. #16 LSU @ SEC Tourney, 13-4 (May 25, 2019)
Defeated a Top 20 ranked team at home vs. #12 Arkansas, 12-2 (April 13, 2019)
Defeated a Top 20 ranked team on the road at #6 Louisville, 6-2 (May 7, 2019)
Defeated a Top 20 ranked team at a neutral site vs. #16 LSU @ SEC Tourney, 13-4 (May 25, 2019)

Defeated a Top 15 ranked team vs. #3 Mississippi State @ SEC Tourney, 1-0 (May 23, 2019)
Defeated a Top 15 ranked team at home vs. #12 Arkansas, 12-2 (April 13, 2019)
Defeated a Top 15 ranked team on the road at #6 Louisville, 6-2 (May 7, 2019)
Defeated a Top 15 ranked team at a neutral site vs. #3 Mississippi State @ SEC Tourney, 1-0 (May 23, 2019)

Defeated a Top 10 ranked team vs. #3 Mississippi State @ SEC Tourney, 1-0 (May 23, 2019)
Defeated a Top 10 ranked team at home vs. #5 Ole Miss, 8-7 (April 15, 2018)
Defeated a Top 10 ranked team on the road at #4 Georgia, 3-2 -- 11 inn. (April 5, 2019)
Defeated a Top 10 ranked team at a neutral site vs. #3 Mississippi State @ SEC Tourney, 1-0 (May 23, 2019)

Defeated a Top 5 ranked team vs. #3 Mississippi State @ SEC Tourney, 1-0 (May 23, 2019)
Defeated a Top 5 ranked team at home vs. #5 Ole Miss, 8-7 (April 15, 2018)
Defeated a Top 5 ranked team on the road at #4 Georgia, 3-2 -- 11 inn. (April 5, 2019)
Defeated a Top 5 ranked team at a neutral site vs. #3 Mississippi State @ SEC Tourney, 1-0 (May 23, 2019)

Defeated a #1 ranked team vs. #1 Texas A&M, 6-5 (May 25, 2016)
Defeated a #1 ranked team at home vs. #1 Kentucky, 4-3 (April 28, 2012)
Defeated a #1 ranked team on the road at #1 Florida, 5-0 (May 14, 2016)
Defeated a #1 ranked team at a neutral site vs. #1 Texas A&M, 6-5 (May 25, 2016)

Won a series against a Top 25 ranked team vs. #21 Missouri: 5-2, 2-5, 7-2 (May 10-12, 2019)
Won a series against a Top 10 ranked team vs. #5 Ole Miss: 3-11, 8-7, 8-7 (April 13-15, 2018)
Won a series against a Top 25 ranked team at home vs. #21 Missouri: 5-2, 2-5, 7-2 (May 10-12, 2019)
Won a series against a Top 10 ranked team at home vs. #5 Ole Miss: 3-11, 8-7, 8-7 (April 13-15, 2018)
Won a series against a Top 25 ranked team on the road at #19 Miss. St.: 5-0, 10-1, 4-3 (March 16-18, 2018)
Won a series against a Top 10 ranked team on the road at #4 Florida: 0-1, 3-0, 16-2 (May 8-10, 2014)
Swept a series against a Top 25 ranked team vs. #25 Auburn: 12-6, 5-2, 9-5 (April 25-27, 2019)
Swept a series against a Top 10 ranked team 2 games, at #1 Arkansas, 9-0, 13-6 (April 10-11, 2009)
Have not swept a 3-game series in the Tim Corbin era
Played to a tie vs. Alabama, 3-3 - 8 inn. (May 20, 2017)

Hit back-to-back home runs JJ Bleday (solo), Ethan Paul (solo) - 9th inning at Kentucky (May 18, 2019)
Hit back-to-back HR twice in a game Connor Kaiser (3R), Philip Clarke (solo) - 3rd inn;
Julian Infante (solo), Harrison Ray (solo) - 8th inn at Clemson (June 3, 2018)
Had multiple players hit 2-or-more home runs
Stephen Scott (2), Philip Clarke (2), Connor Kaiser (3) at Clemson (June 3, 2018)
Hit 2 or more home runs in an inning 2, 9th inning, at Kentucky (May 18, 2019)
Hit 3 or more home runs in an inning 3, 3rd inning, vs. San Diego (Feb. 21, 2016)
Hit 5 or more home runs in a game 5, at Alabama (April 20, 2019)
Hit 6 or more home runs in a game 9, vs. #8 Clemson @ NCAA Clemson Regional (June 3, 2018)
Hit 8 or more home runs in a game 9, vs. #8 Clemson @ NCAA Clemson Regional (June 3, 2018)
Hit multiple grand slams in a season 5 (P. Clarke, P. DeMarco, S. Scott, J. Infante) (2019)
Hit 3 or more grand slams in a season 5 (P. Clarke, P. DeMarco, S. Scott, J. Infante) (2019)
Hit 4 or more grand slams in a season 5 (P. Clarke, P. DeMarco, S. Scott, J. Infante) (2019)

Homed in 3 or more consecutive innings 3, vs. Tennessee Tech, 3rd-4th-5th (April 30, 2019)
Homed in 4 or more consecutive innings 4, vs. Clemson, 5th-6th-7th-8th (June 3, 2018)
Homed in 5 or more consecutive games 6 games (May 12-22 2019)
Homed in 8 or more consecutive games 11 games (April 13-May 5, 2019)
Homed in 9 or more consecutive games 11 games (April 13-May 5, 2019)
Homed in 10 or more consecutive games 11 games (April 13-May 5, 2019)

Scored 10 or more runs in 3 consecutive games 3 games (March 22-26, 2019)
Scored 10 or more runs in 4 consecutive games 4 games (April 9-14, 2013)
Scored 10 or more runs in 5 or more consecutive games 6 games (April 22-May 1, 2011)
Scored 15 or more runs in a game 16, at Kentucky, 16-10 (May 16, 2019)
Scored 20 or more runs in a game 22, at South Carolina, 22-11 (May 3, 2019)
Scored 20 or more runs in consecutive games
21-10 vs. Tennessee Tech; 22-11 at S. Carolina (April 30; May 3, 2019)

Scored 10 or more runs in a loss 12-14, vs. Arkansas (April 14, 2019)
Scored 15 or more runs in a loss 15-16, 10 inn. - at LSU (May 7, 2010)
Scored 17 or more runs in a loss 17-22, vs. Michigan State (March 20, 1993)
Scored 20 or more runs in a loss Never Happened

Scored 10 or more unanswered runs 18, vs. Middle Tennessee (May 15, 2018)
Scored 15 or more unanswered runs 18, vs. Middle Tennessee (May 15, 2018)
Scored 20 or more unanswered runs 21, vs. Radford @ NCAA Nashville Regional (June 1, 2015)

Scored in 5 consecutive innings 5, (2nd-6th inn.) vs. Ole Miss @ SEC Tourney (May 26, 2019)
Scored in 6 consecutive innings 6, (3rd-8th inn.) vs. Tennessee Tech (April 30, 2019)
Scored 5 or more runs in the first inning 6, vs. Tennessee Tech (April 30, 2019)
Scored 7 or more runs in the first inning 7, vs. #12 Arkansas (April 13, 2019)
Scored 9 or more runs in the first inning 9, vs. Samford (March 12, 2019)

Scored in the first inning in 4 or more consecutive games 4 games (Feb. 24-27, 2019)
Scored 7 or more runs in an inning 9 (6th inn.), at South Carolina (May 3, 2019)
Scored 10 or more runs in an inning 13 (3rd inn.) vs. Davidson (March 5, 2019)
Scored 14 or more runs in an inning 14 (3rd inn.) vs. Middle Tennessee (May 15, 2018)
Scored 4 or more runs in three diff. innings 7 (4th inn), 9 (6th inn) & 5 (7th inn) at S. Carolina (May 3, 2019)
Scored 4 or more runs in three diff. innings in consecutive games 6 (1st inn), 5 (3rd inn) & 4 (4th inn)
vs. Tenn. Tech (April 30, 2019) and 7 (4th inn), 9 (6th inn) & 5 (7th inn) at S. Carolina (May 3, 2019)

Scored 10 or more runs in a road game 12, at Kentucky (May 17, 2019)
Scored 15 or more runs in a road game 16, at Kentucky (May 16, 2019)
Scored 20 or more runs in a road game 22, at South Carolina (May 3, 2019)
Scored 25 or more runs in a road game Never Happened

Allowed 10 or more runs in a loss 14, vs. #12 Arkansas (April 14, 2019)
Allowed 10 or more runs in a win 10, vs. Ole Miss @ SEC Tourney (May 26, 2019)
Allowed 15 or more runs in a game 20, vs. Florida (April 15, 2017)
Allowed 20 or more runs in a game 20, vs. Florida (April 15, 2017)
Allowed 7 or more runs in an inning 7, 5th inn. - vs. Auburn (May 6, 2018)
Allowed 10 or more runs in an inning 13, 7th inn. @ NCAA Nashville Regional (June 4, 2016)
Allowed 5 or more runs in the first inning 6, vs. Ole Miss @ SEC Tourney (May 26, 2019)

Overcame a deficit of 4 or more runs in a win 8, vs. Ole Miss @ SEC Tourney (May 26, 2019)
Overcame a deficit of 5 or more runs in a win 8, vs. Ole Miss @ SEC Tourney (May 26, 2019)
Overcame a deficit of 6 or more runs in a win 8, vs. Ole Miss @ SEC Tourney (May 26, 2019)
Overcame a deficit of 7 or more runs in a win 8, vs. Ole Miss @ SEC Tourney (May 26, 2019)
Overcame a deficit of 8 or more runs in a win 8, vs. Ole Miss @ SEC Tourney (May 26, 2019)
Overcame a deficit of 9 or more runs in a win 10, vs. Illinois State (March 1, 2015)

Squandered a lead of 4 or more runs in a loss 4, vs. #12 Arkansas (April 14, 2019)
Squandered a lead of 5 or more runs in a loss 5, at #19 Texas A&M (March 16, 2019)
Squandered a lead of 6 or more runs in a loss 7, vs. South Carolina (April 27, 2018)
Squandered a lead of 7 or more runs in a loss 7, vs. South Carolina (April 27, 2018)

Had 15 or more hits in a game 17, vs. Ole Miss @ SEC Tourney (May 26, 2019)
Had 15 or more hits in a win 17, vs. Ole Miss @ SEC Tourney (May 26, 2019)
Had 18 or more hits in a game 19, at Kentucky (May 16, 2019)
Had 18 or more hits in a win 19, at Kentucky (May 16, 2019)
Had 20 or more hits in a win 21, vs. Tennessee Tech (April 30, 2019)
Had 30 or more hits in a game 30, vs. Alabama (April 17, 1988)
Had 50 or more hits in an SEC series 54, vs. Missouri (April 12-14, 2013)
Had 15 or more hits in a loss 17, vs. Florida (April 15, 2017)

Had 10 or more total bases in a game Stephen Scott (10) at Kentucky (May 16, 2019)
Had 11 or more total bases in a game Connor Kaiser (14) at Clemson (June 3, 2018)

Had at least 15 hits in back-to-back games
15, 21, 15 vs. Auburn, Tenn. Tech and at South Carolina (April 27-May 3, 2019)
Had at least 10 hits in 5 or more consecutive games 5 games (April 25-May 3, 2019)
Had at least 10 hits in 6 or more consecutive games 6 games (Feb. 20-March 1, 2019)
Had at least 10 hits in 7 or more consecutive games 7 games (Feb. 18-27, 2018)
Had at least 10 hits in 8 or more consecutive games 8 games (Feb. 27-March 12, 2010)

Had 5 or more doubles in a game 5, vs. Ole Miss @ SEC Tourney (May 26, 2019)
Had 6 or more doubles in a game 6, vs. Davidson (March 5, 2019)
Had 7 or more doubles in a game 8, at Clemson (June 3, 2017)
Allowed 5 or more doubles in a game 6, vs. Arkansas (April 14, 2019)
Allowed 6 or more doubles in a game 6, vs. Arkansas (April 14, 2019)

Had 2 or more triples in a game 2, vs. ETSU (March 6, 2019)
Had 3 or more triples in a game 4, vs. Radford (May 31, 2015)
Had 4 or more triples in a game 4, vs. Radford (May 31, 2015)
Allowed 2 or more triples in a game 2, vs. Belmont (March 22, 2017)
Allowed 3 or more triples in a game 3, vs. Texas A&M (April 11, 2014)

THE LAST TIME VANDERBILT...

Allowed 3 or more home runs in a game _____ 3, by Kentucky (May 19, 2018)
Allowed 4 or more home runs in a game _____ 4, vs. Sam Houston State @ Minute Maid Park (March 2, 2018)
Allowed 5 or more home runs in a game _____ 5, at Auburn (March 27, 2009)

Did not draw a walk in a game _____ vs. #12 Arkansas (April 12, 2019)
Walked 10 or more times in a game _____ 11, at South Carolina (May 3, 2019)
Walked 15 or more times in a game _____ 17, vs. Davidson (March 5, 2019)
Walked 18 or more times in a game _____ 19, vs. Middle Tennessee (May 15, 2018)
Allowed 0 walks in a game _____ at Kentucky (May 17, 2019)
Allowed 0 walks in back-to-back games _____ at San Diego, DH (Feb. 20, 2011)
Allowed 10 or more walks in a game _____ 10, vs. Tennessee Tech (April 30, 2019)
Allowed 12 or more walks in a game _____ 12, vs. Austin Peay (Feb. 27, 2019)
Allowed 10-plus walks in back-to-back games _____ 12, vs. Illinois State; 12, vs. Evansville (March 1-3, 2015)

Did not strikeout in a game _____ vs. Tennessee-Martin (Feb. 23, 2005)
Struck out 12 or more times in a game _____ 14, at Alabama (April 20, 2019)
Struck out 15 or more times in a game _____ 16, vs. Mississippi St. @ Nashville Super Regional (June 10, 2018)
Struck out 15 or more batters in a game _____ 16, vs. Middle Tennessee (May 14, 2019)
Struck out 18 or more batters in a game _____ 18, vs. Dayton (March 1, 2019)
Struck out 20 or more opposing batters in a game _____ 22, vs. Ole Miss (April 10, 2015)
Struck out 10 or more opposing batters in 5 consecutive games _____ 13 games (Feb. 20-March 10, 2019)
Struck out 10 or more opposing batters in 8 consecutive games _____ 13 games (Feb. 20, 2019-March 10, 2019)

Pitching staff held opponent scoreless for 10 consecutive inn. in a game _____ 11 inn. at Missouri (March 26, 2016)

Had 5 or more hit batters in a game _____ 5, by Arkansas (March 14, 2015)
Had 6 or more hit batters in a game _____ 6, by Rhode Island (March 4, 2012)

Had 5 or more stolen bases in a game _____ 5, vs. South Carolina (April 29, 2018)
Had 6 or more stolen bases in a game _____ 6, vs. LSU (March 23, 2018)
Had 7 or more stolen bases in a game _____ 7, vs. UMass-Lowell (Feb. 25, 2018)
Had 8 or more stolen bases in a game _____ 8, vs. UNC-Wilmington (June 1, 2012)

Left 13 or more runners on base _____ 15, vs. #14 Florida (March 22, 2019)
Left 14 or more runners on base _____ 15, vs. #14 Florida (March 22, 2019)
Left 15 or more runners on base _____ 15, vs. #14 Florida (March 22, 2019)
Left 16 or more runners on base _____ 17, vs. Mississippi State @ Nashville Super Regional (June 10, 2018)

Committed 4 or more errors in a game _____ 4, at Texas A&M (March 17, 2019)
Committed 5 or more errors in a game _____ 6, at Middle Tennessee (March 22, 2016)
Committed 6 or more errors in a game _____ 6, at Middle Tennessee (March 22, 2016)

Combined for a no-hitter _____ at Western Kentucky (J. Lewis, N. Pilkington, J. Scott, M. Buschmann), May 6, 2003
Combined for a perfect game _____ at Western Kentucky (J. Lewis, N. Pilkington, J. Scott, M. Buschmann), May 6, 2003
Combined on a one-hitter _____ vs. Quinnipiac (T. Ferguson, R. Johnson, M. Ruppenthal, B. Bowden), March 11, 2015
Combined on a two-hitter _____ vs. UT Martin (C. Day, J. Gillis, C. Snider, R. Hayes), April 4, 2017
Combined on a three-hitter _____ at Alabama (P. Raby, H. Fisher, T. Brown), April 21, 2019
Was no-hit _____ at Texas A&M (Kyle Simonds, 9.0), May 7, 2016

Started six true freshmen _____ at Auburn (Austin Martin - LF, Philip Clarke - DH, Pat DeMarco - RF, Jayson Gonzalez - SS, Garrett Blaylock - 3B, Mason Hickman - SP), May 6, 2018

HITTING:
Hit an inside-the-park home run _____ Will Toffey vs. Belmont (March 22, 2017)
Hit a pinch-hit home run _____ Walker Grisanti at #4 Georgia (April 5, 2019)
Hit a grand slam _____ Julian Infante at South Carolina (May 3, 2019)
Hit a grand slam on the road _____ Julian Infante at South Carolina (May 3, 2019)

Hit a walk-off home run _____ JJ Bleday vs. Mississippi State (June 9, 2018)
Had a walk-off base hit _____ Philip Clarke vs. Ole Miss @ SEC Tourney (May 26, 2019)

Hit 2 or more home runs in a game _____ Stephen Scott (2) at Kentucky (May 16, 2019)
Hit 2 or more home runs in an SEC game _____ Stephen Scott (2) at Kentucky (May 16, 2019)
Hit 3 or more home runs in a game _____ Connor Kaiser (3) at Clemson (June 3, 2018)

Homered in consecutive at-bats _____ Stephen Scott, 1st inn., 3rd inn. at Kentucky (May 16, 2019)

Hit for the cycle _____ Clinton Johnston vs. Kentucky (April 28, 1996)
Hit for the cycle in an SEC game _____ Clinton Johnston vs. Kentucky (April 28, 1996)

Had a 20-game hit streak _____ JJ Bleday and Austin Martin, 20 (May 17, 2018-March 1, 2019)
Had a 25-game hit streak _____ Xavier Turner, 27 (March 4-April 22, 2014)
Had a 45-game on-base streak _____ JJ Bleday, 47 (March 4, 2018-March 17, 2019)
Had a walk-off base hit _____ JJ Bleday, solo home run, vs. Mississippi State (June 9, 2018)

Had 2 hits in an inning _____ Ethan Paul (1B, 2B) vs. Davidson (March 5, 2019)
Had 5 or more hits in a game _____ Ethan Paul (5) vs. #14 Florida (March 22, 2019)

Had 5 or more RBIs in a game _____ Julian Infante (6) at South Carolina (May 3, 2019)
Had 6 or more RBIs in a game _____ Julian Infante (6) at South Carolina (May 3, 2019)
Had 7 or more RBIs in a game _____ Pat DeMarco (7) vs. Davidson (March 5, 2019)
Had 10 or more RBIs in a game _____ Connor Kaiser (10) at Clemson (June 3, 2018)

Stole home _____ Ethan Paul vs. Auburn (May 19, 2016)
Had a triple steal _____ Ethan Paul (home), Jeren Kendall (3rd), Bryan Reynolds (2nd) vs. Auburn (May 19, 2016)
Had 3 or more stolen bases in a game _____ Austin Martin (3) vs. Presbyterian (Feb. 21, 2018)

PITCHING:
Threw a 9-inning no-hitter _____ Doug Wessel vs. Belmont (April 19, 1971)

Struck out 10 or more batters in a game _____ Mason Hickman, 10, vs. MTSU (May 14, 2019)
Struck out 10 or more batters in an SEC game _____ Kumar Rocker, 10, vs. #25 Auburn (April 26, 2019)
Struck out 11 or more batters in a game _____ Drake Fellows, 11, vs. #21 Missouri (May 10, 2019)
True Freshman Struck out 10 or more batters in a game _____ K. Rocker, 10, vs. #25 Auburn (April 26, 2019)
Struck out 13 or more batters in a game _____ Drake Fellows, 13, vs. Dayton (March 1, 2019)
Struck out 10 or more batters in consecutive games _____ Kyle Wright, 11 and Drake Fellows, 10 vs. Alabama (May 19-20, 2017)

Struck out 15 or more batters in a game _____ Kevin Ziomek, 15 vs. Illinois-Chicago (March 1, 2013)
Struck out 7 or more batters in career debut _____ 8, Austin Becker vs. Davidson (March 5, 2019)

Pitched a 7-inning, complete game _____ Mason Hickman vs. LSU (March 25, 2018)
Pitched 9 or more innings _____ 9.0, Drake Fellows vs. Florida (March 21, 2019)
Pitched 9 or more scoreless innings _____ 9.0, Drake Fellows vs. Florida (March 21, 2019)
Pitched a 9-inning, complete game _____ 9.0, Drake Fellows vs. Florida (March 21, 2019)
Pitched a 9-inning, complete-game shutout _____ 9.0, Drake Fellows vs. Florida (March 21, 2019)
Picked up 10 or more saves in a season _____ 14, Tyler Brown (2019)
Picked up 15 or more saves in a season _____ 16, Brian Miller (2013)
Picked up win and save on same day _____ Jackson Gillis vs. Ole Miss, Win - Game 1, Save - Game 2 (April 15, 2018)
Picked up the save (true freshman) _____ Austin Becker vs. Davidson (March 5, 2019)

NCAA TOURNAMENT HISTORY

★ 2014 National Champions ★ 2015 National Runner-Up ★

18 Appearances ★ 8 Super Regionals ★ 3 College World Series ★ 58-38 Overall Record

2019

Nashville, Tenn.

May 31 Vanderbilt vs. Ohio State

2018

Clemson, S.C.

June 1 Vanderbilt 2, St. John's 0

June 2 Vanderbilt 4, Clemson 3

June 3 Vanderbilt 19, Clemson 6

Super Regional - Nashville, Tenn.

June 8 Mississippi St. 10, Vanderbilt 8

June 9 Vanderbilt 4, Mississippi St. 3

June 10 Mississippi St. 10, Vanderbilt 6 (11)

2017

Clemson, S.C.

June 2 Vanderbilt 13, St. John's 4

June 3 Vanderbilt 9, Clemson 4

June 4 Clemson 6, Vanderbilt 0

June 5 Vanderbilt 8, Clemson 0

Super Regional - Corvallis, Ore.

June 9 Oregon State 8, Vanderbilt 4

June 10 Oregon State 9, Vanderbilt 2

2016

Nashville, Tenn.

June 4 Xavier 15, Vanderbilt 1

June 4 Washington 9, Vanderbilt 8

2015 - National Runner-up

Nashville, Tenn.

May 29 Vanderbilt 9, Lipscomb 1

May 30 Vanderbilt 6, Indiana 4

June 1 Vanderbilt 21, Radford 0

Super Regional - Champaign, Ill.

June 6 Vanderbilt 13, Illinois 0

June 8 Vanderbilt 4, Illinois 2

College World Series

June 15 Vanderbilt 4, Cal State Fullerton 3

June 16 Vanderbilt 1, TCU 0

June 19 Vanderbilt 7, TCU 1

June 22 Vanderbilt 5, Virginia 1

June 23 Virginia 3, Vanderbilt 0

June 24 Virginia 4, Vanderbilt 2

2014 - National Champions

Nashville, Tenn.

May 30 Vanderbilt 11, Xavier 0

May 31 Vanderbilt 7, Oregon 2

June 1 Vanderbilt 3, Oregon 2

Super Regional - Nashville, Tenn.

June 6 Vanderbilt 11, Stanford 6

June 7 Stanford 5, Vanderbilt 4

June 8 Vanderbilt 12, Stanford 5

College World Series

June 14 Vanderbilt 5, Louisville 3

June 16 Vanderbilt 6, UC Irvine 4

June 20 Texas 4, Vanderbilt 0

June 21 Vanderbilt 4, Texas 3 (10)

June 23 Vanderbilt 9, Virginia 8

June 24 Virginia 7, Vanderbilt 2

June 25 Vanderbilt 3, Virginia 2

2013

Nashville, Tenn.

May 31 Vanderbilt 9, ETSU 1

June 1 Vanderbilt 10, Illinois 4

June 2 Georgia Tech 5, Vanderbilt 0

June 3 Vanderbilt 7, Georgia Tech 1

Super Regional - Nashville, Tenn.

June 8 Louisville 5, Vanderbilt 3

June 9 Louisville 2, Vanderbilt 1

2012

Raleigh, N.C.

June 1 Vanderbilt 8, UNC-Wilmington 2

June 2 Vanderbilt 9, NC State 8

June 3 NC State 6, Vanderbilt 5

June 4 NC State 9, Vanderbilt 7

2011 - College World Series

Nashville, Tenn.

June 3 Vanderbilt 10, Belmont 0

June 4 Vanderbilt 10, Troy 2

June 5 Vanderbilt 6, Belmont 1

Super Regional - Nashville, Tenn.

June 10 Vanderbilt 11, Oregon State 1

June 11 Vanderbilt 9, Oregon State 3

College World Series

June 18 Vanderbilt 7, North Carolina 3

June 20 Florida 3, Vanderbilt 1

June 22 Vanderbilt 5, North Carolina 1

June 24 Florida 6, Vanderbilt 4

2010

Louisville, Ky.

June 4 Vanderbilt 8, Illinois State 7 (13)

June 5 Louisville 7, Vanderbilt 1

June 6 Vanderbilt 10, Illinois State 4

June 6 Vanderbilt 7, Louisville 0

June 7 Vanderbilt 3, Louisville 2 (10)

Super Regional - Tallahassee, Fla.

June 11 Florida State 9, Vanderbilt 8

June 12 Vanderbilt 6, Florida State 2

June 13 Florida State 7, Vanderbilt 6

2009

Louisville, Ky.

May 29 Middle Tenn. 5, Vanderbilt 4

May 30 Vanderbilt 10, Indiana 0

May 31 Vanderbilt 6, Middle Tenn. 0

May 31 Vanderbilt 8, Louisville 4

June 1 Louisville 5, Vanderbilt 3

2008

Tempe, Ariz.

May 30 Oklahoma 8, Vanderbilt 5

May 31 Vanderbilt 9, Stony Brook 4

June 1 Oklahoma 11, Vanderbilt 10

2007

Nashville, Tenn.

June 1 Vanderbilt 2, Austin Peay 1 (11)

June 2 Michigan 4, Vanderbilt 3

June 3 Vanderbilt 11, Austin Peay 5

June 3 Vanderbilt 10, Michigan 7

June 4 Michigan 4, Vanderbilt 3 (10)

2006

Atlanta, Ga.

June 2 Vanderbilt 5, Michigan

June 3 Georgia Tech 7, Vanderbilt 3

June 4 Vanderbilt 5, Michigan 4

June 4 Georgia Tech 8, Vanderbilt 4

2004

Charlottesville, Va.

June 4 Vanderbilt 7, George Mason 3

June 5 Vanderbilt 11, Princeton 1

June 6 Vanderbilt 7, Virginia 3

Super Regional - Austin, Texas

June 11 Texas 15, Vanderbilt 3

June 12 Texas 10, Vanderbilt 2

1980

Tallahassee, Fla.

May 22 W. Kentucky 15, Vanderbilt 4

May 23 New Orleans 8, Vanderbilt 2

(game completed on May 24 due to rain)

1974

Starkville, Miss.

May 23 Vanderbilt 2, East Carolina 1

May 24 Miami 7, Vanderbilt 1

May 25 Ga. Southern 5, Vanderbilt 3

1973

Starkville, Miss.

May 24 Vanderbilt 6, Ga. Southern 2

May 26 Vanderbilt 4, North Carolina St. 2

May 26 Ga. Southern 5, Vanderbilt 2

May 28 Miami 6, Vanderbilt 5

Individual Records

Hitting and Base Running

Category	Record	vs Opponent
At-Bats	7	4x, last Connor Kaiser at Clemson (6/3/18)
Runs	4	2x, last Stephen Scott at Clemson (6/3/18)
Hits	5	2x, last Connor Kaiser at Clemson (6/3/18)
RBI	10	Connor Kaiser at Clemson (6/3/18)
Doubles	3	Ethan Paul vs. Washington (6/2/16)
Triples	1	Several Players
Home Runs	3	2x, last Connor Kaiser at Clemson (6/3/18)
		Aaron Westlake vs. Oregon State (6/11/11)
Total Bases	14	Connor Kaiser at Clemson (6/3/18)
Walks	3	11x, last Alonzo Jones vs. Washington (6/2/16)
Strikeouts	4	2x, last Will Toffey vs. Indiana (5/30/15)
Sac Hits	2	2x, last Jack Lupo vs. Georgia Tech (6/3/13)
Sac Flies	2	Anthony Gomez vs. Troy (6/4/11)
Stolen Bases	2	9x, last Ethan Paul vs. Clemson (6/5/17)
Stolen Bases Atts.	4	Ethan Paul vs. Clemson (6/5/17)
Hit-by-Pitch	2	5x, last R. Wiseman, J. Kendall vs. Radford (5/31/15)

Pitching

Category	Record	vs Opponent
Innings Pitched	9.0	8x, last Walker Buehler vs. Oregon (6/1/14)
		Richie Goodenow vs. Louisville (6/6/10)
		Caleb Cotham vs. Middle Tennessee (5/31/09)
		David Price vs. Austin Peay (6/1/07)
		Matt Buschmann vs. Michigan (6/2/06)
		Ryan Mullins vs. Princeton (6/5/04)
		Jeff Peebles vs. Georgia Southern (5/24/73)
		Jeff Peebles vs. Miami (Fla.) (5/28/73)
Most Hits	13	David Nenad vs. Western Kentucky (5/22/80)
Runs	9	David Nenad vs. Western Kentucky (5/22/80)
Earned Runs	9	David Nenad vs. Western Kentucky (5/22/80)
Walks	6	3x, last Carson Fulmer vs. Texas (6/21/14)
Strikeouts	17	David Price vs. Austin Peay (6/1/07)
Wild Pitches	3	Carson Fulmer vs. Cal State Fullerton (6/12/15)
Low Hit CG	2	Richie Goodenow vs. Louisville (6/6/10)

Fielding

Category	Record	vs Opponent
Putouts	21	Shea Robin vs. Austin Peay (6/1/07)
Assists	8	Dansby Swanson vs. Virginia (6/24/15)
Errors	3	Ted Shipley vs. Miami (Fla.) (5/24/74)
Passed Balls	2	Spencer Navin vs. Louisville (6/8/13)

Team Records

Hitting and Base Running

Category	Record	vs Opponent
At-Bats	49	Illinois State (6/4/10)
Runs	21	Radford (5/31/15)
Hits	20	2x, last Clemson (6/3/18)
RBI	20	Radford (5/31/15)
Doubles	8	Clemson (6/3/17)
Triples	4	Radford (5/31/15)
Home Runs	9	Clemson (6/3/18)
Total Bases	48	Clemson (6/3/18)
Sac Hits	4	2x, last St. John's (6/2/17)
Sac Flies	2	8x, last St. John's (6/2/17)
Stolen Bases	8	UNC-Wilmington (6/1/12)
SB Attempts	9	UNC-Wilmington (6/1/12)
Walks	11	Clemson (6/3/18)
Hit-by-Pitch	7	Radford (5/31/15)
Strikeouts	16	Mississippi State (6/10/18)
Left on Base	17	3x, last Mississippi State (6/10/18)

Pitching

Category	Record	vs Opponent
Innings Pitched	13.0	2x, last Illinois State (6/4/10)
Most Hits	15	Virginia (6/23/14)
Fewest Hits	2	2x, last Louisville (6/6/10)
Fewest Runs	0	9x, last St. John's (6/1/18)
Walks	12	New Orleans (5/23/80)
Fewest Walks	0	2x, last Stanford (6/7/14)
Strikeouts	22	Austin Peay (6/1/07)
Wild Pitches	3	2x, last Cal State Fullerton (6/12/15)

Fielding

Category	Record	vs Opponent
Assists	20	Virginia (6/24/15)
Errors	6	Miami (Fla.) (5/24/74)

Miscellaneous

Category	Record	vs Opponent
Margin of Victory	21	Radford - 21-0 (5/31/15)

NCAA REGIONAL HISTORY

18 NCAA Regionals ★ 39-21 Record

2019

Nashville, Tenn.

May 31 Vanderbilt vs. Ohio State

2018

Clemson, S.C.

June 1 Vanderbilt 2, St. John's 0
June 2 Vanderbilt 4, Clemson 3
June 3 Vanderbilt 19, Clemson 6

2017

Clemson, S.C.

June 2 Vanderbilt 13, St. John's 4
June 3 Vanderbilt 9, Clemson 4
June 4 Clemson 6, Vanderbilt 0
June 5 Vanderbilt 8, Clemson 0

2016

Nashville, Tenn.

June 4 Xavier 15, Vanderbilt 1
June 4 Washington 9, Vanderbilt 8

2015 - National Runner-up

Nashville, Tenn.

May 29 Vanderbilt 9, Lipscomb 1
May 30 Vanderbilt 6, Indiana 4
June 1 Vanderbilt 21, Radford 0

2014 - National Champions

Nashville, Tenn.

May 30 Vanderbilt 11, Xavier 0
May 31 Vanderbilt 7, Oregon 2
June 1 Vanderbilt 3, Oregon 2

2013

Nashville, Tenn.

May 31 Vanderbilt 9, ETSU 1
June 1 Vanderbilt 10, Illinois 4
June 2 Georgia Tech 5, Vanderbilt 0
June 3 Vanderbilt 7, Georgia Tech 1

2012

Raleigh, N.C.

June 1 Vanderbilt 8, UNC-Wilmington 2
June 2 Vanderbilt 9, NC State 8
June 3 NC State 6, Vanderbilt 5
June 4 NC State 9, Vanderbilt 7

2011 - College World Series

Nashville, Tenn.

June 3 Vanderbilt 10, Belmont 0
June 4 Vanderbilt 10, Troy 2
June 5 Vanderbilt 6, Belmont 1

2010

Louisville, Ky.

June 4 Vanderbilt 8, Illinois State 7 (13)
June 5 Louisville 7, Vanderbilt 1
June 6 Vanderbilt 10, Illinois State 4
June 6 Vanderbilt 7, Louisville 0
June 7 Vanderbilt 3, Louisville 2 (10)

2009

Louisville, Ky.

May 29 Middle Tenn. 5, Vanderbilt 4
May 30 Vanderbilt 10, Indiana 0
May 31 Vanderbilt 6, Middle Tenn. 0
May 31 Vanderbilt 8, Louisville 4
June 1 Louisville 5, Vanderbilt 3

2008

Tempe, Ariz.

May 30 Oklahoma 8, Vanderbilt 5
May 31 Vanderbilt 9, Stony Brook 4
June 1 Oklahoma 11, Vanderbilt 10

2007

Nashville, Tenn.

June 1 Vanderbilt 2, Austin Peay 1 (11)

June 2 Michigan 4, Vanderbilt 3
June 3 Vanderbilt 11, Austin Peay 5
June 3 Vanderbilt 10, Michigan 7
June 4 Michigan 4, Vanderbilt 3 (10)

2006

Atlanta, Ga.

June 2 Vanderbilt 5, Michigan
June 3 Georgia Tech 7, Vanderbilt 3
June 4 Vanderbilt 5, Michigan 4
June 4 Georgia Tech 8, Vanderbilt 4

2004

Charlottesville, Va.

June 4 Vanderbilt 7, George Mason 3
June 5 Vanderbilt 11, Princeton 1
June 6 Vanderbilt 7, Virginia 3

1980

Tallahassee, Fla.

May 22 W. Kentucky 15, Vanderbilt 4
May 23 New Orleans 8, Vanderbilt 2
(game completed on May 24 due to rain)

1974

Starkville, Miss.

May 23 Vanderbilt 2, East Carolina 1
May 24 Miami 7, Vanderbilt 1
May 25 Ga. Southern 5, Vanderbilt 3

1973

Starkville, Miss.

May 24 Vanderbilt 6, Ga. Southern 2
May 26 Vanderbilt 4, North Carolina St. 2
May 26 Ga. Southern 5, Vanderbilt 2
May 28 Miami 6, Vanderbilt 5

Individual Records

Hitting and Base Running

Category	Record	vs Opponent
At-Bats	7	4x, last Connor Kaiser at Clemson (6/3/18)
Runs	4	3x, last Stephen Scott at Clemson (6/3/18)
Hits	5	2x, last Connor Kaiser at Clemson (6/3/18)
RBI	10	Connor Kaiser at Clemson (6/3/18)
Doubles	3	Ethan Paul vs. Washington (6/4/16)
Triples	1	9x, last Four Players vs. Radford (5/31/15)
Home Runs	3	Connor Kaiser at Clemson (6/3/18)
Total Bases	14	Connor Kaiser at Clemson (6/3/18)
Walks	3	6x, last Vince Conde vs. Xavier (5/30/14)
Strikeouts	4	2x, last Connor Kaiser vs. Clemson (6/3/17)
Sac Hits	2	3x, last Ro Coleman vs. St. John's (6/2/17)
Sac Flies	2	Anthony Gomez vs. Troy (6/4/11)
Stolen Bases	2	4x, last Ethan Paul vs. Clemson (6/5/17)
Stolen Bases Atts.	4	Ethan Paul vs. Clemson (6/5/17)
Hit-by-Pitch	2	3x, last R. Wiseman, J. Kendall vs. Radford (5/31/15)

Pitching

Category	Record	vs Opponent
Innings Pitched	9.0	8x, last Walker Buehler vs. Oregon (6/1/14)
		Richie Goodenow vs. Louisville (6/6/10)
		Caleb Cotham vs. Middle Tennessee (5/31/09)
		David Price vs. Austin Peay (6/1/07)
		Matt Buschmann vs. Michigan (6/2/06)
		Ryan Mullins vs. Princeton (6/5/04)
		Jeff Peeples vs. Georgia Southern (5/24/73)
		Jeff Peeples vs. Miami (Fla.) (5/28/73)
Most Hits	13	David Nenad vs. Western Kentucky (5/22/80)
Runs	9	David Nenad vs. Western Kentucky (5/22/80)
Earned Runs	9	David Nenad vs. Western Kentucky (5/22/80)
Walks	6	Jack Armstrong vs. Illinois State (6/6/10)
Strikeouts	17	David Price vs. Austin Peay (6/1/07)
Wild Pitches	2	2x, last Kyle Wright vs. Clemson (6/3/17)
Low Hit CG	2	Richie Goodenow vs. Louisville (6/6/10)

Fielding

Category	Record	vs Opponent
Putouts	21	Shea Robin vs. Austin Peay (6/1/07)
Assists	7	Brian Harris vs. Louisville (6/7/10)
Errors	3	Ted Shipley vs. Miami (Fla.) (5/24/74)
Passed Balls	1	5x, last Stephen Scott at Clemson (6/3/18)

Team Records

Hitting and Base Running

Category	Record	vs Opponent
At-Bats	49	Illinois State (6/4/10)
Runs	21	Radford (5/31/5)
Hits	20	2x, last Clemson (6/3/18)
RBI	20	Radford (5/31/15)
Doubles	8	Clemson (6/3/17)
Triples	4	Radford (5/31/15)
Home Runs	9	Clemson (6/3/18)
Total Bases	48	Clemson (6/3/18)
Sac Hits	4	2x, last St. John's (6/2/17)
Sac Flies	2	8x, last St. John's (6/2/17)
Stolen Bases	8	UNC-Wilmington (6/1/12)
SB Attempts	9	UNC-Wilmington (6/1/12)
Walks	11	Clemson (6/3/18)
Hit-by-Pitch	7	Radford (5/31/15)
Strikeouts	11	6x, last Clemson (6/3/18)
Left on Base	17	Twice, last Illinois State (6/6/10)

Pitching

Category	Record	vs Opponent
Innings Pitched	13.0	Twice, last Illinois State (6/4/10)
Most Hits	13	Twice, last at NC State (6/4/12)
Fewest Hits	2	Twice, last Louisville (6/6/10)
Fewest Runs	0	7x, last St. John's (6/1/18)
Walks	12	New Orleans (5/23/80)
Fewest Walks	0	UNC-Wilmington (6/1/12)
Strikeouts	22	Austin Peay (6/1/07)
Wild Pitches	2	3x, last Clemson (6/3/18)

Fielding

Category	Record	vs Opponent
Assists	18	NC State (6/2/12)
Errors	6	Miami (Fla.) (5/24/74)

Miscellaneous

Category	Record	vs Opponent
Margin of Victory	21	Radford - 21-0 (5/31/15)



The Automated ScoreBook
Overall Statistics for Vanderbilt (as of May 26, 2019)
(All games Sorted by Batting avg)



Record: 49-10 Home: 28-5 Away: 13-4 Neutral: 8-1 SEC: 23-7

Player	avg	gp-gs	ab	r	h	2b	3b	hr	rbi	tb	slg%	bb	hp	so	gdp	ob%	sf	sh	sb-att	po	a	e	fld%
16 Austin Martin	.414	53-53	222	77	92	18	4	6	36	136	.613	33	9	28	4	.504	2	0	17-22	51	72	8	.939
51 JJ Bleday	.357	59-59	230	72	82	11	1	26	67	173	.752	48	5	48	3	.467	6	1	1-2	94	2	2	.980
19 Stephen Scott	.335	57-57	209	58	70	18	0	11	51	121	.579	40	8	53	1	.457	1	0	4-5	167	14	3	.984
3 Cooper Davis	.333	34-31	120	26	40	7	2	0	19	51	.425	23	1	18	4	.444	0	5	6-7	53	1	0	1.000
10 Ethan Paul	.325	59-59	240	48	78	20	1	9	67	127	.529	24	5	54	1	.388	7	0	7-9	61	136	6	.970
5 Philip Clarke	.313	58-58	230	41	72	13	3	6	63	109	.474	25	6	31	5	.390	3	0	3-5	339	51	4	.990
18 Pat DeMarco	.294	41-41	160	37	47	15	2	5	39	81	.506	16	3	51	3	.363	3	0	6-8	87	0	0	1.000
20 Ty Duvall	.291	51-23	148	30	43	9	0	4	34	64	.432	35	5	32	1	.437	2	0	0-1	217	21	0	1.000
2 Harrison Ray	.283	54-52	198	42	56	17	2	2	33	83	.419	18	4	58	1	.347	5	6	17-20	67	100	6	.965
22 Julian Infante	.226	47-45	155	27	35	5	0	8	31	64	.413	26	2	55	4	.341	2	2	3-4	362	18	0	1.000

6 Tate Kolwyck	.667	4-0	3	1	2	2	0	0	1	4	1.333	1	0	0	0	.750	0	0	0-0	1	2	0	1.000
8 Isaiah Thomas	.378	20-6	37	9	14	3	0	3	10	26	.703	1	2	12	0	.415	1	0	1-1	25	0	0	1.000
99 Jayson Gonzalez	.364	24-13	55	14	20	2	0	1	10	25	.455	11	1	21	1	.478	0	0	2-2	8	21	5	.853
17 Walker Grisanti	.333	18-1	21	5	7	2	1	1	6	14	.667	5	0	9	0	.462	0	1	0-0	5	0	0	1.000
12 Dominic Keegan	.190	14-0	21	3	4	1	0	0	1	5	.238	2	1	6	0	.292	0	0	0-0	12	3	0	1.000
13 Kambu Fentress	.125	19-2	8	5	1	0	0	0	0	1	.125	3	1	3	0	.417	0	3	2-2	5	0	1	.833
42 Justyn-Henry Malloy	.067	14-0	15	3	1	0	0	0	2	1	.067	6	1	4	1	.364	0	0	0-0	6	0	0	1.000
11 Matt Hogan	.000	4-0	4	1	0	0	0	0	0	0	.000	1	0	2	0	.200	0	0	0-0	0	0	0	.000
36 John Malcom	.000	2-0	3	0	0	0	0	0	1	0	.000	0	0	2	0	.000	0	0	0-0	0	0	0	.000
30 Sterling Hayes	.000	5-0	2	2	0	0	0	0	0	0	.000	2	0	1	0	.500	0	0	0-0	2	2	0	1.000
80 Kumar Rocker	.000	3-3	0	0	0	0	0	0	0	0	.000	0	0	0	0	.000	0	0	0-0	1	7	1	.889
66 Drake Fellows	.000	9-9	0	0	0	0	0	0	0	0	.000	0	0	0	0	.000	0	0	0-0	3	13	2	.889
29 Patrick Raby	.000	19-19	0	0	0	0	0	0	0	0	.000	0	0	0	0	.000	0	0	0-0	3	5	0	1.000
Totals	.319	59	2081	501	664	143	16	82	471	1085	.521	320	54	488	29	.417	32	18	69-88	1577	503	38	.982
Opponents	.229	59	1959	247	448	89	7	24	228	623	.318	230	61	628	22	.326	19	16	37-52	1496	456	64	.968

LOB - Team (508), Opp (461). DPs turned - Team (31), Opp (36). IBB - Team (9), Bleday 4, Duvall 2, Paul 1, Davis 1, Martin 1, Opp (2). Picked off - Ray 3, Paul 2, Martin 1, Clarke 1, DeMarco 1.

(All games Sorted by Earned run avg)

Player	era	w-l	app	gs	cg	sho	sv	ip	h	r	er	bb	so	2b	3b	hr	b/avg	wp	hp	bk	sfa	sha
44 Mason Hickman	2.20	7-0	16	9	0	0/1	3	73.2	52	20	18	18	98	18	1	4	.194	0	5	0	2	0
29 Patrick Raby	2.90	9-1	15	15	0	0/1	0	71.1	67	31	23	41	73	7	0	3	.251	6	2	1	4	3
66 Drake Fellows	4.05	11-0	15	15	1	1/1	0	91.0	83	43	41	36	108	19	0	7	.241	13	16	0	1	2
80 Kumar Rocker	4.14	8-5	15	12	0	0/0	0	71.2	73	37	33	16	70	15	2	2	.264	6	5	4	3	4

21 Tyler Brown	2.01	3-1	25	0	0	0/3	14	40.1	27	9	9	7	55	5	1	0	.185	3	0	0	1	1
39 Jake Eder	2.97	1-0	16	0	0	0/1	2	33.1	23	15	11	15	36	4	0	2	.193	2	2	0	1	2
27 Ethan Smith	3.30	4-0	16	0	0	0/2	0	30.0	15	12	11	17	42	5	0	1	.146	4	5	1	0	1
32 Hugh Fisher	3.48	2-0	20	0	0	0/2	4	33.2	28	14	13	21	45	5	1	2	.219	5	6	0	1	0
35 Jackson Gillis	5.14	1-1	7	0	0	0/0	0	7.0	7	6	4	5	7	0	0	0	.269	3	2	0	2	0
34 Zach King	6.68	0-2	18	3	0	0/3	3	33.2	36	25	25	21	40	2	1	0	.288	3	8	0	3	2
45 Chance Huff	6.75	2-0	7	4	0	0/0	0	17.1	16	13	13	15	21	7	0	0	.239	4	2	1	1	0
43 Austin Becker	6.75	0-0	2	0	0	0/0	1	4.0	3	4	3	4	9	0	0	0	.200	1	1	0	0	0
49 AJ Franklin	7.24	1-0	13	0	0	0/0	0	13.2	12	11	11	11	16	2	0	2	.226	1	5	0	0	1
33 Erik Kaiser	12.00	0-0	1	1	0	0/0	0	3.0	4	4	4	0	4	0	1	1	.308	0	1	0	0	0
55 Joe Gobillot	13.50	0-0	2	0	0	0/0	0	2.0	2	3	3	3	4	0	0	0	.250	1	1	0	0	0
Totals	3.80	49-10	59	59	1	5/4	27	525.2	448	247	222	230	628	89	7	24	.229	52	61	7	19	16
Opponents	7.87	10-49	59	59	0	1/1	4	498.2	664	501	436	320	488	143	16	82	.319	59	54	9	32	18

PB - Team (11), Clarke 7, Duvall 4, Opp (12). Pickoffs - Team (7), Clarke 2, Raby 2, Eder 1, Fellows 1, King 1, Opp (8). SBA/ATT - Clarke (24-33), Duvall (7-10), Rocker (7-8), King (5-8), Hickman (6-7), Raby (4-7), Fellows (4-7), Eder (3-5), Scott (4-5), Fisher (2-2), Gillis (2-2), Smith (1-2), Brown (1-1), Gobillot (1-1), Franklin (1-1), Huff (0-1), Keegan (1-1).



The Automated ScoreBook
Overall Statistics for Vanderbilt (as of May 26, 2019)
(All games Sorted by Fielding pct)



Player	c	po	a	e	fld%	dp	sba	csb	sba%	pb	ci
22 Julian Infante	380	362	18	0	1.000	19	0	0	.000	0	0
20 Ty Duvall	238	217	21	0	1.000	0	7	3	.700	4	0
18 Pat DeMarco	87	87	0	0	1.000	0	0	0	.000	0	0
3 Cooper Davis	54	53	1	0	1.000	0	0	0	.000	0	0
8 Isaiah Thomas	25	25	0	0	1.000	0	0	0	.000	0	0
12 Dominic Keegan	15	12	3	0	1.000	0	1	0	1.000	0	0
29 Patrick Raby	8	3	5	0	1.000	0	4	3	.571	0	0
34 Zach King	7	0	7	0	1.000	1	5	3	.625	0	0
44 Mason Hickman	7	1	6	0	1.000	0	6	1	.857	0	0
27 Ethan Smith	6	2	4	0	1.000	0	1	1	.500	0	0
39 Jake Eder	6	1	5	0	1.000	0	3	2	.600	0	0
42 Justyn-Henry Malloy	6	6	0	0	1.000	0	0	0	.000	0	0
45 Chance Huff	5	1	4	0	1.000	0	0	1	.000	0	0
17 Walker Grisanti	5	5	0	0	1.000	0	0	0	.000	0	0
32 Hugh Fisher	5	2	3	0	1.000	0	2	0	1.000	0	0
30 Sterling Hayes	4	2	2	0	1.000	1	0	0	.000	0	0
21 Tyler Brown	4	0	4	0	1.000	0	1	0	1.000	0	0
6 Tate Kolwyck	3	1	2	0	1.000	0	0	0	.000	0	0
49 AJ Franklin	2	1	1	0	1.000	0	1	0	1.000	0	0
43 Austin Becker	1	0	1	0	1.000	0	0	0	.000	0	0
5 Philip Clarke	394	339	51	4	.990	2	24	9	.727	7	0
19 Stephen Scott	184	167	14	3	.984	8	4	1	.800	0	0
51 JJ Bleday	98	94	2	2	.980	1	0	0	.000	0	0
10 Ethan Paul	203	61	136	6	.970	21	0	0	.000	0	0
2 Harrison Ray	173	67	100	6	.965	14	0	0	.000	0	0
16 Austin Martin	131	51	72	8	.939	6	0	0	.000	0	0
66 Drake Fellows	18	3	13	2	.889	1	4	3	.571	0	0
80 Kumar Rocker	9	1	7	1	.889	0	7	1	.875	0	0
99 Jayson Gonzalez	34	8	21	5	.853	2	0	0	.000	0	0
13 Kianbu Fentress	6	5	0	1	.833	0	0	0	.000	0	0
11 Matt Hogan	0	0	0	0	.000	0	0	0	.000	0	0
36 John Malcom	0	0	0	0	.000	0	0	0	.000	0	0
55 Joe Gobillot	0	0	0	0	.000	0	1	0	1.000	0	0
35 Jackson Gillis	0	0	0	0	.000	0	2	0	1.000	0	0
33 Erik Kaiser	0	0	0	0	.000	0	0	0	.000	0	0
Totals	2118	1577	503	38	.982	31	37	15	.712	11	0
Opponents	2016	1496	456	64	.968	36	69	19	.784	12	0

Hitting minimums - 2.5 TPA/Game

Pitching minimums - 1.0 IP/Game



The Automated ScoreBook
Conference statistics for Vanderbilt (as of May 18, 2019)
(SEC games only Sorted by Batting avg)



Record: 23-7 Home: 12-3 Away: 11-4 SEC: 23-7

Player	avg	gp-gs	ab	r	h	2b	3b	hr	rbi	tb	slg%	bb	hp	so	gdp	ob%	sf	sh	sb-att	po	a	e	fld%
16 Austin Martin	.424	28-28	118	39	50	11	1	3	22	72	.610	13	7	17	1	.500	2	0	8-11	18	35	4	.930
19 Stephen Scott	.352	29-29	108	30	38	8	0	7	24	67	.620	18	3	30	1	.457	0	0	3-4	42	2	1	.978
5 Philip Clarke	.336	30-30	116	18	39	8	2	3	29	60	.517	13	2	13	2	.406	2	0	1-2	213	34	3	.988
20 Ty Duvall	.310	28-7	84	17	26	7	0	2	17	39	.464	22	2	15	1	.459	1	0	0-1	48	2	0	1.000
51 JJ Bleday	.304	30-30	115	34	35	3	1	13	30	79	.687	25	3	30	1	.438	1	1	1-2	54	1	2	.965
10 Ethan Paul	.270	30-30	122	25	33	8	1	6	36	61	.500	11	3	33	0	.341	2	0	4-4	29	79	5	.956
18 Pat DeMarco	.261	17-17	69	15	18	3	0	3	16	30	.435	5	1	23	2	.320	0	0	3-4	37	0	0	1.000
2 Harrison Ray	.254	30-30	114	24	29	9	1	2	19	46	.404	9	3	34	1	.318	3	4	6-9	39	62	5	.953
22 Julian Infante	.242	29-29	99	18	24	4	0	6	22	46	.465	14	2	36	2	.345	1	1	2-2	249	15	0	1.000

99 Jayson Gonzalez	.556	7-2	9	1	5	1	0	0	2	6	.667	1	0	1	0	.600	0	0	0-0	2	2	1	.800
8 Isaiah Thomas	.263	10-3	19	2	5	1	0	0	1	6	.316	1	1	9	0	.333	0	0	0-0	14	0	0	1.000
3 Cooper Davis	.259	16-14	54	10	14	3	0	0	6	17	.315	7	1	12	3	.355	0	3	3-3	34	0	0	1.000
17 Walker Grisanti	.250	8-0	4	1	1	0	0	1	1	4	1.000	0	0	2	0	.250	0	0	0-0	2	0	0	1.000
12 Dominic Keegan	.111	7-0	9	0	1	0	0	0	0	1	.111	2	0	2	0	.273	0	0	0-0	4	1	0	1.000
42 Justyn-Henry Malloy	.000	2-0	2	0	0	0	0	0	0	0	.000	0	0	0	0	.000	0	0	0-0	0	0	0	.000
13 Kianbu Fentress	.000	9-0	2	2	0	0	0	0	0	0	.000	0	1	0	0	.333	0	0	0-0	1	0	1	.500
80 Kumar Rocker	.000	2-2	0	0	0	0	0	0	0	0	.000	0	0	0	0	.000	0	0	0-0	1	5	1	.857
29 Patrick Raby	.000	13-13	0	0	0	0	0	0	0	0	.000	0	0	0	0	.000	0	0	0-0	3	2	0	1.000
66 Drake Fellows	.000	6-6	0	0	0	0	0	0	0	0	.000	0	0	0	0	.000	0	0	0-0	1	12	1	.929
Totals	.305	30	1044	236	318	66	6	46	225	534	.511	141	29	257	14	.398	12	9	31-42	794	267	24	.978
Opponents	.244	30	1000	134	244	42	4	16	121	342	.342	115	26	284	13	.334	12	8	15-21	768	250	27	.974

LOB - Team (231), Opp (233). DPs turned - Team (19), Opp (20). IBB - Team (5), Bleday 3, Duvall 1, Martin 1, Opp (2). Picked off - Ray 2, Paul 1, DeMarco 1.

(SEC games only Sorted by Earned run avg)

Player	era	w-l	app	gs	cg	sho	sv	ip	h	r	er	bb	so	2b	3b	hr	b/avg	wp	hp	bk	sfa	sha
29 Patrick Raby	3.42	6-1	10	10	0	0/1	0	50.0	53	21	19	28	52	7	0	3	.276	4	1	1	4	1
66 Drake Fellows	4.00	7-0	10	10	1	1/0	0	63.0	57	30	28	25	64	10	0	5	.241	10	12	0	0	2
80 Kumar Rocker	4.03	6-4	10	10	0	0/0	0	58.0	58	30	26	13	58	12	2	2	.260	5	3	4	3	3

21 Tyler Brown	2.82	2-1	13	0	0	0/1	9	22.1	13	7	7	6	30	2	1	0	.163	3	0	0	0	0
27 Ethan Smith	4.05	1-0	7	0	0	0/0	0	13.1	7	6	6	7	18	3	0	1	.156	2	1	0	0	0
32 Hugh Fisher	4.26	1-0	12	0	0	0/1	3	19.0	13	10	9	12	25	3	0	2	.186	2	3	0	1	0
39 Jake Eder	4.26	0-0	7	0	0	0/0	0	19.0	18	12	9	9	17	2	0	2	.247	1	1	0	1	1
44 Mason Hickman	4.50	0-0	1	0	0	0/0	1	4.0	4	2	2	2	6	1	0	1	.250	0	0	0	0	0
34 Zach King	6.92	0-1	8	0	0	0/0	2	13.0	16	10	10	8	13	1	1	0	.320	1	4	0	2	1
49 AJ Franklin	13.50	0-0	4	0	0	0/0	0	2.2	4	4	4	4	0	1	0	0	.333	0	1	0	0	0
35 Jackson Gillis	27.00	0-0	1	0	0	0/0	0	0.1	1	2	1	1	1	0	0	0	.500	1	0	0	1	0
Totals	4.11	23-7	30	30	1	2/1	15	264.2	244	134	121	115	284	42	4	16	.244	29	26	5	12	8
Opponents	7.59	7-23	30	30	0	1/1	3	256.0	318	236	216	141	257	66	6	46	.305	25	29	2	12	9

PB - Team (5), Clarke 5, Opp (4). Pickoffs - Team (5), Clarke 2, Eder 1, Raby 1, Fellows 1, Opp (4). SBA/ATT - Clarke (14-18), Rocker (6-7), Eder (3-4), Fellows (3-4), Raby (1-3), Smith (1-2), Franklin (1-1).

Super Regionals
June 7-9 or June 8-10
Campus or Neutral Sites
Double Elimination
Best-of-Three Games

Men's College World Series (CWS)
June 15-25/26
Omaha, Nebraska
Double Elimination
First-Round Pairings
Best-of-Three CWS Finals

Regionals
May 29 or June 3
Campus or Neutral Sites
Double Elimination
First-Round Pairings

Super Regionals
June 7-9 or June 8-10
Campus or Neutral Sites
Double Elimination
Best-of-Three Games

Men's College World Series (CWS)
June 15-25/26
Omaha, Nebraska
Double Elimination
First-Round Pairings
Best-of-Three CWS Finals

#1 *UCLA (47 - 8)	vs.	#2 Vanderbilt (49 - 10)
#4 Omaha (31 - 22 - 1)	vs.	#3 Ohio St. (35 - 25)
#3 LMU (CA) (32 - 23)	vs.	#3 McNeese (35 - 24)
#2 Baylor (34 - 17)	vs.	#2 Indiana St. (41 - 16)

#1 *Oregon St. (36 - 18 - 1)	vs.	#1 *West Virginia (37 - 20)
#4 Cincinnati (30 - 29)	vs.	#4 Fordham (38 - 22)
#3 Michigan (41 - 18)	vs.	#3 Duke (31 - 25)
#2 Creighton (38 - 11)	vs.	#2 Texas A&M (37 - 21 - 1)

#1 *Oklahoma St. (36 - 18)	vs.	#1 *East Carolina (43 - 15)
#4 Harvard (27 - 14)	vs.	#4 Quinnipiac (29 - 27)
#3 Nebraska (31 - 22)	vs.	#3 Campbell (35 - 19)
#2 UConn (36 - 23)	vs.	#2 NC State (42 - 17)

#1 *Texas Tech (39 - 17)	vs.	#1 *Louisville (43 - 15)
#4 Army West Point (35 - 24)	vs.	#4 UIC (29 - 21)
#3 Florida (33 - 24)	vs.	#3 Illinois St. (34 - 24)
#2 DBU (41 - 18)	vs.	#2 Indiana (36 - 21)

#1 *Arkansas (41 - 17)	vs.	#1 *Mississippi St. (46 - 13)
#4 Central Conn. St. (30 - 21)	vs.	#4 Southern U. (32 - 22)
#3 TCU (32 - 26)	vs.	#3 Central Mich. (46 - 12)
#2 California (32 - 18)	vs.	#2 Miami (FL) (39 - 18)

#1 *Ole Miss (37 - 25)	vs.	#1 *Stanford (41 - 11)
#4 Jacksonville St. (37 - 21)	vs.	#4 Sacramento St. (39 - 23)
#3 Clemson (34 - 24)	vs.	#3 Fresno St. (38 - 14 - 1)
#2 Illinois (36 - 19)	vs.	#2 UC Santa Barbara (45 - 9)

#1 *LSU (37 - 24)	vs.	#1 *North Carolina (42 - 17)
#4 Stony Brook (31 - 21)	vs.	#4 UNCW (32 - 29)
#3 Southern Miss. (38 - 19)	vs.	#3 Liberty (42 - 19)
#2 Arizona St. (37 - 17)	vs.	#2 Tennessee (38 - 19)

#1 *Georgia (44 - 15)	vs.	#1 *Georgia Tech (41 - 17)
#4 Mercer (35 - 27)	vs.	#4 Florida A&M (27 - 32)
#3 Florida St. (36 - 21)	vs.	#3 Coastal Caro. (35 - 24 - 1)
#2 Fla. Atlantic (40 - 19)	vs.	#2 Auburn (33 - 25)

© 2019 National Collegiate Athletic Association. No commercial use without the NCAA's written permission. The NCAA opposes all forms of sports wagering.

* Host Institution



National Top Sixteen Seeds

1. UCLA (47-8)
2. Vanderbilt (49-10)
3. Georgia Tech (41-17)
4. Georgia (44-15)
5. Arkansas (41-17)
6. Mississippi St. (46-13)
7. Louisville (43-15)
8. Texas Tech (39-17)
9. Oklahoma St. (36-18)
10. East Carolina (43-15)
11. Stanford (41-11)
12. Ole Miss (37-25)
13. LSU (37-24)
14. North Carolina (42-17)
15. West Virginia (37-20)
16. Oregon St. (36-18-1)





2019 NCAA DIVISION I BASEBALL CHAMPIONSHIP

Nashville Regional - Vanderbilt Host
May 31 - June 3, 2019
All times are local

#1 *Vanderbilt (49-10)

Game 2
Friday
May 31
6 p.m.
ESPN2

#4 Ohio St. (35-25)

Game 4
Saturday
June 1
6 p.m.
TBA

#3 McNeese (35-24)

Game 1
Friday
May 31
Noon
ESPN3

#2 *Indiana St. (41-16)

Game 6
Sunday
June 2
8 p.m.
TBA

Loser Game 1

Game 5
Sunday
June 2
2 p.m.
TBA

Game 7
Monday
June 3
(if necessary)
6 p.m.
TBA

Regional Champion

Game 3
Saturday
June 1
Noon
TBA

Loser Game 2

© 2019 National Collegiate Athletic Association. No commercial use without the NCAA's written permission.
The NCAA opposes all forms of sports wagering.

* Home Team



The Automated ScoreBook
Overall Statistics for Vanderbilt (as of May 27, 2019)
(2019 SEC Tournament Sorted by Batting avg)



Record: 4-0 Home: 0-0 Away: 0-0 Neutral: 4-0 SEC: 0-0

Player	avg	gp-gs	ab	r	h	2b	3b	hr	rbi	tb	slg%	bb	hp	so	gdp	ob%	sf	sh	sb-att	po	a	e	fld%
51 JJ Bleday	.500	4-4	16	4	8	2	0	1	3	13	.813	3	0	3	0	.550	1	0	0-0	5	1	0	1.000
20 Ty Duvall	.429	4-3	14	3	6	1	0	1	8	10	.714	0	1	3	0	.467	0	0	0-0	17	3	0	1.000
2 Harrison Ray	.429	4-4	14	3	6	4	0	0	3	10	.714	2	1	6	0	.529	0	0	2-2	7	8	0	1.000
18 Pat DeMarco	.353	4-4	17	5	6	2	0	1	5	11	.647	1	0	5	1	.389	0	0	0-0	6	0	0	1.000
19 Stephen Scott	.333	4-4	15	5	5	0	0	1	6	8	.533	2	1	4	0	.444	0	0	0-0	7	1	0	1.000
22 Julian Infante	.313	4-4	16	2	5	0	0	0	2	5	.313	1	0	7	1	.353	0	0	0-0	34	1	0	1.000
10 Ethan Paul	.294	4-4	17	4	5	2	0	1	3	10	.588	3	0	3	1	.381	1	0	0-0	5	8	1	.929
5 Philip Clarke	.278	4-4	18	4	5	0	0	0	4	5	.278	1	0	3	1	.316	0	0	0-0	18	1	0	1.000
16 Austin Martin	.188	4-4	16	6	3	1	0	0	0	4	.250	5	0	2	0	.381	0	0	4-4	6	5	2	.846

8 Isaiah Thomas	.000	1-0	2	0	0	0	0	0	0	0	.000	0	0	2	0	.000	0	0	0-0	0	0	0	.000
17 Walker Grisanti	.000	1-0	0	0	0	0	0	0	0	0	.000	0	0	0	0	.000	0	0	0-0	0	0	0	.000
3 Cooper Davis	.000	1-0	0	0	0	0	0	0	0	0	.000	1	0	0	0	1.000	0	0	0-0	0	0	0	.000
29 Patrick Raby	.000	1-1	0	0	0	0	0	0	0	0	.000	0	0	0	0	.000	0	0	0-0	0	0	0	.000
Totals	.338	4	145	36	49	12	0	5	34	76	.524	19	3	38	4	.420	2	0	6-6	105	37	3	.979
Opponents	.194	4	124	15	24	6	1	1	12	35	.282	18	4	36	1	.315	0	4	2-3	99	31	5	.963

LOB - Team (34), Opp (30). DPs turned - Team (2), Opp (5).

(2019 SEC Tournament Sorted by Earned run avg)

Player	era	w-l	app	gs	cg	sho	sv	ip	h	r	er	bb	so	2b	3b	hr	b/avg	wp	hp	bk	sfa	sha
66 Drake Fellows	0.00	1-0	1	1	0	0/1	0	6.0	5	0	0	1	8	1	0	0	.217	1	0	0	0	0
39 Jake Eder	0.00	0-0	2	0	0	0/0	0	5.2	2	1	0	3	5	1	0	0	.111	0	0	0	0	1
21 Tyler Brown	0.00	1-0	2	0	0	0/1	1	4.2	3	0	0	0	3	1	0	0	.188	0	0	0	0	1
44 Mason Hickman	1.50	1-0	1	1	0	0/0	0	6.0	2	1	1	3	9	1	0	1	.100	0	0	0	0	0
80 Kumar Rocker	1.80	1-0	1	1	0	0/0	0	5.0	5	1	1	1	2	1	0	0	.263	0	0	0	0	0

27 Ethan Smith	0.00	0-0	2	0	0	0/1	0	1.1	0	0	0	1	1	0	0	0	.000	0	2	0	0	1
32 Hugh Fisher	9.00	0-0	1	0	0	0/0	0	3.0	2	3	3	2	6	0	1	0	.182	3	1	0	0	0
34 Zach King	10.12	0-0	2	0	0	0/1	0	2.2	3	3	3	3	1	1	0	0	.333	0	1	0	0	1
29 Patrick Raby	27.00	0-0	1	1	0	0/0	0	0.2	2	6	2	4	1	0	0	0	.400	1	0	0	0	0
Totals	2.57	4-0	4	4	0	1/1	1	35.0	24	15	10	18	36	6	1	1	.194	5	4	0	0	4
Opponents	9.00	0-4	4	4	0	0/0	0	33.0	49	36	33	19	38	12	0	5	.338	3	3	0	2	0

PB - Team (0), Opp (2). SBA/ATT - Duvall (2-3), King (2-2), Eder (0-1).



The Automated ScoreBook
Overall Statistics for Vanderbilt (as of May 27, 2019)
(Home games Sorted by Batting avg)



Record: 28-5 Home: 28-5 Away: 0-0 SEC: 12-3

Player	avg	gp-gs	ab	r	h	2b	3b	hr	rbi	tb	slg%	bb	hp	so	gdp	ob%	sf	sh	sb-att	po	a	e	fld%
16 Austin Martin	.483	27-27	116	38	56	9	3	4	20	83	.716	16	3	10	2	.551	1	0	9-10	23	34	4	.934
3 Cooper Davis	.393	23-22	84	19	33	6	1	0	15	41	.488	15	1	10	4	.490	0	4	6-7	33	1	0	1.000
18 Pat DeMarco	.346	22-22	81	21	28	9	2	2	23	47	.580	9	2	24	1	.411	3	0	4-6	46	0	0	1.000
51 JJ Bleday	.336	33-33	122	43	41	8	0	12	37	85	.697	30	4	25	3	.466	5	0	0-1	45	0	2	.957
5 Philip Clarke	.336	33-33	125	27	42	7	2	5	36	68	.544	18	4	17	3	.430	2	0	3-5	207	32	2	.992
10 Ethan Paul	.328	33-33	128	24	42	10	1	1	35	57	.445	15	3	30	0	.397	5	0	6-8	35	76	1	.991
19 Stephen Scott	.310	31-31	113	27	35	11	0	6	29	64	.566	19	6	24	0	.432	1	0	1-1	124	8	2	.985
20 Ty Duvall	.278	28-11	79	16	22	6	0	2	17	34	.430	17	4	18	0	.422	2	0	0-0	122	16	0	1.000
2 Harrison Ray	.270	31-29	111	25	30	7	2	0	19	41	.369	7	3	35	0	.320	4	5	11-13	29	58	1	.989
22 Julian Infante	.198	24-22	81	12	16	4	0	3	11	29	.358	13	1	24	2	.309	2	1	1-1	180	8	0	1.000

6 Tate Kolwyck	1.000	3-0	2	1	2	2	0	0	1	4	2.000	1	0	0	0	1.000	0	0	0-0	1	2	0	1.000
8 Isaiah Thomas	.500	12-4	22	6	11	2	0	2	6	19	.864	1	2	5	0	.560	0	0	1-1	16	0	0	1.000
17 Walker Grisanti	.400	10-1	15	3	6	2	1	0	5	10	.667	4	0	6	0	.526	0	1	0-0	3	0	0	1.000
99 Jayson Gonzalez	.359	16-10	39	11	14	1	0	1	8	18	.462	10	1	14	1	.500	0	0	2-2	7	12	4	.826
12 Dominic Keegan	.273	9-0	11	2	3	0	0	0	1	3	.273	1	1	3	0	.385	0	0	0-0	9	2	0	1.000
13 Kianbu Fentress	.250	14-0	4	1	1	0	0	0	0	1	.250	0	1	1	0	.400	0	1	1-1	2	0	1	.667
42 Justyn-Henry Malloy	.000	9-0	6	2	0	0	0	0	1	0	.000	4	1	2	0	.455	0	0	0-0	2	0	0	1.000
36 John Malcom	.000	2-0	3	0	0	0	0	0	1	0	.000	0	0	2	0	.000	0	0	0-0	0	0	0	.000
30 Sterling Hayes	.000	3-0	2	1	0	0	0	0	0	0	.000	1	0	1	0	.333	0	0	0-0	2	1	0	1.000
11 Matt Hogan	.000	2-0	2	1	0	0	0	0	0	0	.000	1	0	1	0	.333	0	0	0-0	0	0	0	.000
80 Kumar Rocker	.000	2-2	0	0	0	0	0	0	0	0	.000	0	0	0	0	.000	0	0	0-0	1	5	0	1.000
29 Patrick Raby	.000	11-11	0	0	0	0	0	0	0	0	.000	0	0	0	0	.000	0	0	0-0	1	3	0	1.000
66 Drake Fellows	.000	6-6	0	0	0	0	0	0	0	0	.000	0	0	0	0	.000	0	0	0-0	2	9	2	.846
Totals	.333	33	1146	280	382	84	12	38	265	604	.527	182	37	252	16	.432	25	12	45-56	897	283	19	.984
Opponents	.226	33	1115	123	252	50	3	13	113	347	.311	125	34	390	15	.321	7	4	22-33	815	256	38	.966

LOB - Team (307), Opp (265). DPs turned - Team (19), Opp (19). IBB - Team (6), Duvall 2, Bleday 2, Davis 1, Paul 1. Picked off - Ray 3, DeMarco 1, Clarke 1, Paul 1, Martin 1.

(Home games Sorted by Earned run avg)

Player	era	w-l	app	gs	cg	sho	sv	ip	h	r	er	bb	so	2b	3b	hr	b/avg	wp	hp	bk	sfa	sha
29 Patrick Raby	2.38	6-0	8	8	0	0/0	0	41.2	37	13	11	22	47	6	0	1	.242	5	1	0	2	2
44 Mason Hickman	2.63	3-0	10	4	0	0/0	3	41.0	32	12	12	10	54	11	1	3	.208	0	3	0	1	0
66 Drake Fellows	2.77	8-0	8	8	1	1/0	0	52.0	44	17	16	17	67	11	0	3	.233	7	11	0	0	0
80 Kumar Rocker	3.16	4-2	8	5	0	0/0	0	37.0	36	15	13	5	42	5	0	1	.252	4	2	2	0	2

49 AJ Franklin	1.12	0-0	8	0	0	0/0	0	8.0	4	1	1	5	10	1	0	0	.138	0	2	0	0	0
32 Hugh Fisher	2.57	1-0	9	0	0	0/0	4	21.0	20	6	6	9	30	4	0	2	.241	2	2	0	0	0
27 Ethan Smith	3.00	3-0	9	0	0	0/1	0	18.0	12	6	6	11	28	2	0	1	.188	1	1	0	0	0
21 Tyler Brown	3.26	0-1	13	0	0	0/0	7	19.1	13	7	7	4	30	1	1	0	.183	1	0	0	0	0
39 Jake Eder	4.67	1-0	10	0	0	0/1	2	17.1	13	9	9	9	21	3	0	1	.203	1	1	0	1	0
35 Jackson Gillis	4.76	1-1	5	0	0	0/0	0	5.2	5	4	3	4	5	0	0	0	.250	1	2	0	1	0
45 Chance Huff	5.51	1-0	6	4	0	0/0	0	16.1	14	10	10	13	19	6	0	0	.226	4	2	1	1	0
43 Austin Becker	6.75	0-0	2	0	0	0/0	1	4.0	3	4	3	4	9	0	0	0	.200	1	1	0	0	0
34 Zach King	7.90	0-1	8	3	0	0/1	0	13.2	14	12	12	9	23	0	0	0	.275	2	4	0	1	0
33 Erik Kaiser	12.00	0-0	1	1	0	0/0	0	3.0	4	4	4	0	4	0	1	1	.308	0	1	0	0	0
55 Joe Gobillot	27.00	0-0	1	0	0	0/0	0	1.0	1	3	3	3	1	0	0	0	.250	1	1	0	0	0
Totals	3.49	28-5	33	33	1	2/1	17	299.0	252	123	116	125	390	50	3	13	.226	30	34	3	7	4
Opponents	7.82	5-28	33	33	0	0/0	3	271.2	382	280	236	182	252	84	12	38	.333	37	37	7	25	12

PB - Team (6), Duvall 3, Clarke 3, Opp (7). Pickoffs - Team (5), Clarke 2, King 1, Raby 1, Fellows 1, Opp (7). SBA/ATT - Clarke (15-22), King (3-6), Raby (4-6), Fellows (2-5), Scott (4-5), Rocker (4-4), Duvall (2-4), Hickman (2-3), Fisher (2-2), Gillis (2-2), Smith (1-2), Keegan (1-1), Franklin (1-1), Gobillot (1-1), Huff (0-1).



The Automated ScoreBook
Overall Statistics for Vanderbilt (as of May 27, 2019)
(2018 NCAA Clemson Regional Sorted by Batting avg)



Record: 3-0 Home: 0-0 Away: 2-0 Neutral: 1-0 SEC: 0-0

Player	avg	gp-gs	ab	r	h	2b	3b	hr	rbi	tb	slg%	bb	hp	so	gdp	ob%	sf	sh	sb-att	po	a	e	fld%
Connor Kaiser	.500	3-3	14	4	7	0	0	3	11	16	1.143	1	0	3	0	.533	0	0	0-0	9	9	1	.947
Stephen Scott	.400	3-3	10	5	4	1	0	2	2	11	1.100	4	0	0	0	.571	0	0	0-0	29	2	0	1.000
Philip Clarke	.385	3-3	13	2	5	1	0	2	3	12	.923	2	0	2	0	.467	0	0	0-0	0	0	0	.000
Austin Martin	.385	3-3	13	4	5	1	0	0	1	6	.462	1	0	3	0	.429	0	0	0-0	8	0	0	1.000
Ethan Paul	.333	3-3	12	1	4	0	0	1	2	7	.583	1	1	0	0	.429	0	0	2-2	5	10	1	.938
Jayson Gonzalez	.333	3-3	9	1	3	0	0	1	1	6	.667	0	0	5	0	.333	0	0	0-0	0	0	2	.000
JJ Bleday	.308	3-3	13	2	4	0	0	0	1	4	.308	2	0	1	1	.400	0	0	1-1	4	0	0	1.000
Julian Infante	.182	3-3	11	2	2	0	0	1	2	5	.455	2	0	6	0	.308	0	0	0-0	23	2	0	1.000
Pat DeMarco	.167	3-3	12	1	2	1	0	0	0	3	.250	2	0	2	0	.286	0	0	0-0	1	0	0	1.000

Harrison Ray	.333	1-0	3	2	1	0	0	1	1	4	1.333	1	0	1	0	.500	0	0	0-0	0	0	0	.000
Ty Duvall	.000	1-0	1	0	0	0	0	0	0	0	.000	0	0	0	0	.000	0	0	0-0	1	0	0	1.000
Garrett Blaylock	.000	1-0	0	1	0	0	0	0	0	0	.000	1	0	0	0	1.000	0	0	0-0	0	0	0	.000
Totals	.333	3	111	25	37	4	0	11	24	74	.667	17	1	23	1	.426	0	0	3-3	81	24	4	.963
Opponents	.196	3	97	9	19	3	0	2	9	28	.289	12	2	30	5	.297	0	0	3-4	75	22	1	.990

LOB - Team (29), Opp (21). DPs turned - Team (6), Opp (1).

(2018 NCAA Clemson Regional Sorted by Earned run avg)

Player	era	w-l	app	gs	cg	sho	sv	ip	h	r	er	bb	so	2b	3b	hr	b/avg	wp	hp	bk	sfa	sha
Drake Fellows	0.00	1-0	1	1	0	0/1	0	7.0	3	0	0	2	8	1	0	0	.125	0	0	0	0	0
Zach King	6.75	0-0	1	1	0	0/0	0	4.0	5	3	3	4	4	1	0	0	.333	0	1	0	0	0
Mason Hickman	9.00	1-0	1	1	0	0/0	0	5.0	6	5	5	2	5	0	0	2	.300	0	1	0	0	0

Jackson Gillis	0.00	0-0	2	0	0	0/0	0	2.1	2	1	0	1	5	1	0	0	.200	2	0	0	0	0
Reid Schaller	0.00	0-0	2	0	0	0/1	0	2.0	1	0	0	0	3	0	0	0	.125	0	0	0	0	0
Tyler Brown	0.00	0-0	1	0	0	0/0	0	2.0	0	0	0	0	1	0	0	0	.000	0	0	0	0	0
Chandler Day	0.00	0-0	2	0	0	0/1	2	2.0	1	0	0	1	1	0	0	0	.167	0	0	0	0	0
Patrick Raby	0.00	1-0	1	0	0	0/0	0	1.2	0	0	0	2	1	0	0	0	.000	0	0	0	0	0
Maddux Conger	0.00	0-0	1	0	0	0/0	0	1.0	1	0	0	0	2	0	0	0	.250	1	0	0	0	0
Totals	2.67	3-0	3	3	0	1/1	2	27.0	19	9	8	12	30	3	0	2	.196	3	2	0	0	0
Opponents	9.00	0-3	3	3	0	0/0	0	25.0	37	25	25	17	23	4	0	11	.333	7	1	0	0	0

PB - Team (2), Scott 2, Opp (1). SBA/ATT - Scott (3-4), King (2-2), Schaller (1-1), Raby (0-1).

NUMERICAL ROSTER

No.	Name	Pos.	B/T	Ht.	Wt.	Cl.	Hometown/High School
2	Harrison Ray	IF	R/R	5-11	200	Jr.	Longwood, Fla./Lake Brantley
3	Cooper Davis	OF	L/R	5-10	175	So.	Mississauga, Ontario/St. Aloysius Gonzaga
5	Philip Clarke	C	L/R	5-11	190	So.	Franklin, Tenn./Chris Presbyterian Academy
6	Tate Kolwyck	IF	R/R	5-11	185	Fr.	Memphis, Tenn./Arlington
8	Isaiah Thomas	OF	R/R	6-2	190	Fr.	Palm Beach Gardens, Fla./The Benjamin School
10	Ethan Paul	IF	L/R	5-10	180	Sr.	Bellevue, Wash./International School
11	Matt Hogan	OF	L/R	6-0	190	Fr.	Melville, N.Y./Half Hollow Hills East
12	Dominic Keegan	UTL	R/R	6-0	210	Fr.	Methuen, Mass./Central Catholic
13	Kiambu Fentress	OF	R/R	6-0	175	R-Jr.	Nashville, Tenn./Ensworth
16	Austin Martin	UTL	R/R	6-0	175	So.	Jacksonville, Fla./Trinity Christian Academy
17	Walker Grisanti	OF	L/R	5-11	195	Sr.	Collierville, Tenn./Christian Brothers
18	Pat DeMarco	OF	R/R	5-9	192	So.	Staten Island, N.Y./Winder-Barrow
19	Stephen Scott	UTL	L/R	5-11	200	Sr.	Cary, N.C./Cardinal Gibbons
20	Ty Duvall	C	L/R	5-10	185	Jr.	Lebanon, Ohio/Lebanon
21	Tyler Brown	RHP	R/R	6-4	233	So.	Ashland, Ohio/Olentangy Orange
22	Julian Infante	IF	R/R	6-3	210	Sr.	Miami, Fla./Westminister Christian
27	Ethan Smith	RHP	R/R	6-1	200	Fr.	Mt. Juliet, Tenn./Mt. Juliet
29	Patrick Raby	RHP	R/R	6-3	230	Sr.	Knoxville, Tenn./Farragut
30	Sterling Hayes	IF	R/R	6-1	190	Fr.	San Diego, Calif./Francis Parker
32	Hugh Fisher	LHP	R/L	6-5	187	So.	Eads, Tenn./Briarcrest Christian
33	Erik Kaiser	RHP	R/R	6-4	215	So.	Waterloo, Ill./Waterloo
34	Zach King	LHP	L/L	6-6	212	Jr.	Spring Hill, Tenn./Spring Hill
35	Jackson Gillis	LHP	R/L	6-3	235	Jr.	Wilmington, Mass./Wilmington
36	John Malcom	UTL	L/L	6-3	220	Fr.	West Bloomfield, Mich./Detroit Country Day
39	Jake Eder	LHP	L/L	6-4	220	So.	Ocean Ridge, Fla./Calvary Christian Academy
42	Justyn-Henry Malloy	UTL	R/R	6-2	210	Fr.	Bergenfield, N.J./St. Joseph Regional
43	Austin Becker	RHP	R/R	6-5	190	Fr.	Columbus, Ohio/Big Walnut
44	Mason Hickman	RHP	R/R	6-6	230	So.	Hendersonville, Tenn./Pope John Paull II
45	Chance Huff	RHP	R/R	6-4	210	Fr.	Niceville, Fla./Niceville
49	AJ Franklin	LHP	L/L	6-1	180	R-Jr.	Lebanon, Tenn./Wilson Central
51	JJ Bleday	OF	L/L	6-3	205	Jr.	Panama City Beach, Fla./A. Crawford Mosley
55	Joe Gobillot	LHP	L/L	6-6	228	R-Fr.	Houston, Texas/St. John's
66	Drake Fellows	RHP	L/R	6-5	216	Jr.	Plainfield, Ill./Joliet Catholic Academy
80	Kumar Rocker	RHP	R/R	6-4	255	Fr.	Athens, Ga./North Oconee
99	Jayson Gonzalez	IF	R/R	6-2	207	So.	Covina, Calif./Bishop Amat

Head Coach: 4 Tim Corbin (Ohio Wesleyan, 1984) - 17th Season at Vanderbilt
Associate Head Coach: 26 Scott Brown (SUNY-Cortland, 1999)
Assistant Coach: 24 Mike Baxter (Vanderbilt, 2005)
Volunteer Coach: 1 David Macias (Vanderbilt, 2008)
Athletic Trainer: Tracy Campbell (James Madison, 2008)
Strength & Conditioning Coach: Chris Ham (Illinois, 2005)
Director of Baseball Operations: Brooks Webb (Birmingham Southern, 2011)
Director of Player Development: Brandon Barak (Illinois, 2012)
Video Coordinator: Josh Ruchotzke (Vanderbilt, 2017)
Equipment Manager: Kevin Collins (Purdue, 2015)

PRONUNCIATION CHART

JJ Bleday _____ bleh-DAY
Jake Eder _____ EE-der
Kiambu Fentress _____ key-AHM-boo
Joe Gobillot _____ GAW-buh-lo
Walker Grisanti _____ greh-sahn-TEE
Tate Kolwyck _____ COLE-wick
Methuen, Massachusetts _____ METH-OO-EN
Patrick Raby _____ ray-BEE
Kumar Rocker _____ KOO-mar

ALPHABETICAL ROSTER


#	Name	Pos.	Yr.
43	Austin Becker	RHP	Fr.
51	JJ Bleday	OF	Jr.
21	Tyler Brown	RHP	So.
5	Philip Clarke	C	So.
3	Cooper Davis	OF	Jr.
18	Pat DeMarco	OF	So.
20	Ty Duvall	C	Jr.
39	Jake Eder	LHP	So.
66	Drake Fellows	RHP	Jr.
13	Kiambu Fentress	OF	R-Jr.
32	Hugh Fisher	LHP	So.
49	AJ Franklin	LHP	R-Jr.
35	Jackson Gillis	LHP	Jr.
55	Joe Gobillot	LHP	R-Fr.
99	Jayson Gonzalez	IF	So.
17	Walker Grisanti	OF	Sr.
30	Sterling Hayes	IF	Fr.
44	Mason Hickman	RHP	So.
11	Matt Hogan	OF	Fr.
45	Chance Huff	RHP	Fr.
22	Julian Infante	IF	Sr.
33	Erik Kaiser	RHP	So.
12	Dominic Keegan	UTL	Fr.
34	Zach King	LHP	Jr.
6	Tate Kolwyck	IF	Fr.
36	John Malcom	UTL	Fr.
42	Justyn-Henry Malloy	UTL	Fr.
16	Austin Martin	IF	So.
10	Ethan Paul	IF	Sr.
29	Patrick Raby	RHP	Sr.
2	Harrison Ray	IF	Jr.
80	Kumar Rocker	RHP	Fr.
19	Stephen Scott	UTL	Sr.
27	Ethan Smith	RHP	Fr.
8	Isaiah Thomas	OF	Fr.

EXPERIENCE BREAKDOWN


Seniors (5) _____ Grisanti, Infante, Paul, Raby, Scott
Redshirt Juniors (2) _____ Fentress, Franklin
Juniors (7) __ Bleday, Davis, Duvall, Fellows, Gillis, King, Ray
Sophomores (9) _____ Brown, Clarke, DeMarco, _____ Eder, Fisher, Gonzalez, Hickman, Kaiser, Martin
Redshirt Freshman (1) _____ Gobillot
Freshmen (11) _____ Becker, Hayes, Hogan, Huff, Keegan, _____ Kolwyck, Malcom, Malloy, Rocker, Smith, Thomas




Harrison Ray
So. ★ 5-11 ★ 200 ★ R/R
IF ★ Longwood, Fla.



Cooper Davis
So. ★ 5-10 ★ 175 ★ L/R
OF ★ Mississauga, Ontario




Philip Clarke
So. ★ 5-11 ★ 190 ★ L/R
C ★ Franklin, Tenn.



Tate Kolwyck
Fr. ★ 5-11 ★ 185 ★ R/R
IF ★ Memphis, Tenn.



Isaiah Thomas
Fr. ★ 6-2 ★ 190 ★ R/R
OF ★ Palm Beach Gardens, Fla.



Ethan Paul
Sr. ★ 5-10 ★ 180 ★ L/R
IF ★ Bellevue, Wash.




Matt Hogan
Fr. ★ 6-0 ★ 190 ★ L/R
OF ★ Melville, N.Y.




Dominic Keegan
Fr. ★ 6-0 ★ 210 ★ R/R
UTL ★ Methuen, Mass.




Kiambu Fentress
R-Jr. ★ 6-0 ★ 175 ★ R/R
OF ★ Nashville, Tenn.



Austin Martin
So. ★ 6-0 ★ 175 ★ R/R
UTL ★ Jacksonville, Fla.




Walker Grisanti
Sr. ★ 5-10 ★ 195 ★ L/R
OF ★ Collierville, Tenn.



Pat DeMarco
So. ★ 5-9 ★ 192 ★ R/R
OF ★ Staten Island, N.Y.




Stephen Scott
Sr. ★ 5-11 ★ 200 ★ L/R
UTL ★ Cary, N.C.




Ty Duval
Jr. ★ 5-10 ★ 185 ★ L/R
C ★ Lebanon, Ohio




Tyler Brown
So. ★ 6-4 ★ 233 ★ R/R
RHP ★ Ashland, Ohio




Julian Infante
Sr. ★ 6-3 ★ 210 ★ R/R
IF ★ Miami, Fla.




Ethan Smith
Fr. ★ 6-1 ★ 200 ★ R/R
RHP ★ Mt. Juliet, Tenn.




Patrick Raby
Sr. ★ 6-3 ★ 230 ★ R/R
RHP ★ Knoxville, Tenn.




Sterling Hayes
Fr. ★ 6-1 ★ 190 ★ R/R
IF ★ San Diego, Calif.




Hugh Fisher
So. ★ 6-5 ★ 187 ★ R/L
LHP ★ Eads, Tenn.




Erik Kaiser
So. ★ 6-4 ★ 215 ★ R/R
RHP ★ Waterloo, Ill.




Zach King
Jr. ★ 6-6 ★ 212 ★ L/L
LHP ★ Spring Hill, Tenn.




Jackson Gillis
So. ★ 6-3 ★ 235 ★ R/L
LHP ★ Wilmington, Mass.




John Malcom
Fr. ★ 6-3 ★ 220 ★ L/L
UTL ★ West Bloomfield, Mich.




Jake Eder
So. ★ 6-4 ★ 220 ★ L/L
LHP ★ Ocean Ridge, Fla.




Justyn-Henry Malloy
Fr. ★ 6-2 ★ 210 ★ R/R
UTL ★ Bergenfield, N.J.




Austin Becker
Fr. ★ 6-5 ★ 190 ★ R/R
RHP ★ Columbus, Ohio




Mason Hickman
So. ★ 6-6 ★ 230 ★ R/R
RHP ★ Hendersonville, Tenn.




Chance Huff
Fr. ★ 6-4 ★ 210 ★ R/R
RHP ★ Niceville, Fla.




AJ Franklin
R-Jr. ★ 6-1 ★ 180 ★ L/L
LHP ★ Lebanon, Tenn.




JJ Bleday
Jr. ★ 6-3 ★ 205 ★ L/L
OF ★ Panama City Beach, Fla.




Joe Gobillot
R-Fr. ★ 6-6 ★ 228 ★ L/L
LHP ★ Houston, Texas



Drake Fellows
So. ★ 6-5 ★ 216 ★ L/R
RHP ★ Plainfield, Ill.




Kumar Rocker
Fr. ★ 6-4 ★ 255 ★ R/R
RHP ★ Athens, Ga.




Jayson Gonzalez
So. ★ 6-2 ★ 207 ★ R/R
IF ★ Covina, Calif.




Tim Corbin
Head Coach
17th Season



Scott Brown
Associate Head Coach
7th Season



Mike Baxter
Hitting Coach
2nd Season



David Macias
Volunteer Assistant Coach
2nd Season