



VANDERBILT

2019 BASEBALL GAME NOTES



Vanderbilt Athletic Communications ★ 2601 Jess Neely Dr. Nashville, TN 37212
Baseball Contact: Andrew Pate ★ Cell: 713.387.9119 ★ Email: andrew.pate@vanderbilt.edu
VUCommodores.com ★ twitter: @VandyBoys

2019 SCHEDULE/RESULTS

OVERALL: 2-1 | SEC: 0-0 | H: 0-0 | A: 0-0 | N: 2-1

FEBRUARY (0-0)

15	vs. Virginia#	W, 15-9	Talking Stick, Ariz.
16	vs. #25 Cal State Fullerton#	W, 14-9	Talking Stick, Ariz.
17	vs. #19 TCU#	L, 10-2	Talking Stick, Ariz.
20	EVANSVILLE	4:30 p.m.	Nashville, Tenn.
22	PEPPERDINE	4:30 p.m.	Nashville, Tenn.
23	PEPPERDINE	2:00 p.m.	Nashville, Tenn.
24	PEPPERDINE	1:00 p.m.	Nashville, Tenn.
26	SE MISSOURI STATE	4:30 p.m.	Nashville, Tenn.
27	AUSTIN PEAY	4:30 p.m.	Nashville, Tenn.

MARCH (0-0)

1	DAYTON	4:30 p.m.	Nashville, Tenn.
2	DAYTON	2:00 p.m.	Nashville, Tenn.
3	DAYTON	1:00 p.m.	Nashville, Tenn.
5	DAVIDSON	4:30 p.m.	Nashville, Tenn.
6	ETSU	4:30 p.m.	Nashville, Tenn.
8	ILLINOIS STATE	4:30 p.m.	Nashville, Tenn.
9	ILLINOIS STATE	2:00 p.m.	Nashville, Tenn.
10	ILLINOIS STATE	1:00 p.m.	Nashville, Tenn.
12	SAMFORD	6:30 p.m.	Nashville, Tenn.
15	at Texas A&M*	6:30 p.m.	College Station, Texas
16	at Texas A&M*	2:00 p.m.	College Station, Texas
17	at Texas A&M*	1:00 p.m.	College Station, Texas
19	vs. Belmont^	6:30 p.m.	Nashville, Tenn.
22	FLORIDA*	6:00 p.m.	Nashville, Tenn.
23	FLORIDA*	6:30 p.m.	Nashville, Tenn.
24	FLORIDA*	1:00 p.m.	Nashville, Tenn.
26	vs. Lipscomb^	6:30 p.m.	Nashville, Tenn.
29	TENNESSEE*	6:30 p.m.	Nashville, Tenn.
30	TENNESSEE*	8:00 p.m.	Nashville, Tenn.
31	TENNESSEE*	2:00 p.m.	Nashville, Tenn.

APRIL (0-0)

2	WESTERN KENTUCKY	6:30 p.m.	Nashville, Tenn.
5	at Georgia*	6:00 p.m.	Athens, Ga.
6	at Georgia*	1:00 p.m.	Athens, Ga.
7	at Georgia*	11:00 a.m.	Athens, Ga.
9	at Middle Tennessee	6:00 p.m.	Murfreesboro, Tenn.
12	ARKANSAS*	7:00 p.m.	Nashville, Tenn.
13	ARKANSAS*	8:00 p.m.	Nashville, Tenn.
14	ARKANSAS*	1:00 p.m.	Nashville, Tenn.
16	INDIANA STATE	6:30 p.m.	Nashville, Tenn.
19	at Alabama*	6:00 p.m.	Tuscaloosa, Ala.
20	at Alabama*	8:00 p.m.	Tuscaloosa, Ala.
21	at Alabama*	1:00 p.m.	Tuscaloosa, Ala.
26	AUBURN*	6:30 p.m.	Nashville, Tenn.
27	AUBURN*	7:00 p.m.	Nashville, Tenn.
28	AUBURN*	1:00 p.m.	Nashville, Tenn.
30	TENNESSEE TECH	6:30 p.m.	Nashville, Tenn.

MAY (0-0)

3	at South Carolina*	6:00 p.m.	Columbia, S.C.
4	at South Carolina*	7:00 p.m.	Columbia, S.C.
5	at South Carolina*	12:30 p.m.	Columbia, S.C.
7	at Louisville	6:00 p.m.	Louisville, Ky.
10	MISSOURI*	6:30 p.m.	Nashville, Tenn.
11	MISSOURI*	2:00 p.m.	Nashville, Tenn.
12	MISSOURI*	1:00 p.m.	Nashville, Tenn.
14	MIDDLE TENNESSEE	6:30 p.m.	Nashville, Tenn.
16	at Kentucky*	5:30 p.m.	Lexington, Ky.
17	at Kentucky*	5:30 p.m.	Lexington, Ky.
18	at Kentucky*	1:00 p.m.	Lexington, Ky.
21-26	SEC Tournament		Birmingham, Ala.

MLB4 Collegiate Baseball Tournament (Salt River Fields)

^ First Tennessee Park

* Southeastern Conference game

#1 VANDERBILT COMMODORES (2-1, 0-0 SEC) vs. EVANSVILLE PURPLE ACES (1-2, 0-0 MVC)

February 20, 2019 ★ 4:30 p.m. CT ★ Nashville, Tenn. ★ Hawkins Field (3,626)

GAME 4



VANDERBILT

2019 Record: 2-1 Overall, 0-0 SEC

Home / Away / Neutral: 0-0 / 0-0 / 2-1

Rankings: D1: 1 | NCBWA: 2 | Coaches: 2

BA: 1 | CB: 2 | PG: 3

Head Coach: Tim Corbin

Career Record: 789-481-1 (22nd)

Record at Vanderbilt: 683-343-1 (17th)



EVANSVILLE

2019 Record: 1-2 Overall, 0-0 MVC

Home / Away / Neutral: 0-0 / 1-2 / 0-0

Rankings: D1: NR | NCBWA: NR | Coaches: NR

BA: NR | CB: NR | PG: NR

Head Coach: Wes Carroll

Career Record: 264-295 (11th)

Record at Evansville: 264-295 (11th)

SUSTAINING NO. 1: After going 2-1 on opening weekend, including wins against Virginia and No. 25 Cal State Fullerton, Vandy maintained its No. 1 ranking (D1Baseball.com).

- ★ The Commodores were tabbed preseason No. 1 by the publication. It was the first time since April 7, 2015, Vandy has received the top ranking in any poll.
- ★ The Dores' last preseason No. 1 ranking came in 2015 when they held the top spot in all six polls.

ABOUT OPENING WEEKEND: Vandy took 2-of-3 on opening weekend thanks to a pair of offensive outbursts.

- ★ Vandy batted .359 (23-for-64) with runners on base, .417 (20-for-48) with two outs and .514 (37-for-72) with opportunities to advance runners.
- ★ **Austin Martin** was named SEC Player of the Week after scoring nine runs, drawing five walks and batting .600 with a .750 on-base percentage.

PHIL IN THE BLANK: For a second consecutive opening weekend, **Philip Clarke** led the Commodores in RBIs. The catcher produced six against No. 25 Duke in 2018 and eight at the 2019 MLB4 Collegiate Baseball Tournament.

- ★ Clarke's eight RBIs on opening weekend are the most for a Vanderbilt player since at least 2006.

HOME NONCON SUCCESS: Vanderbilt is 97-20 (.829) in nonconference games at Hawkins Field since the start of the 2013 season. The Commodores went 12-4 in those games a season ago. Vandy's best mark during that stretch came in 2016 when the squad finished 20-1.

ROTATION INTACT: Vanderbilt welcomes back its entire weekend rotation from a season ago. The last time the Commodores returned all three pitchers was 2009 (Mike Minor, Caleb Cotham and Nick Christiani).

- ★ Vanderbilt, LSU and Tennessee are the only three teams in the SEC to return its entire rotation.
- ★ The trio of **Drake Fellows**, **Patrick Raby** and **Mason Hickman** combined to go 20-11 with a 4.22 ERA across 48 appearances and 41 starts in 2018.

2018 REWIND: Vandy advanced to its seventh NCAA Super Regional in the last nine seasons before falling one victory shy of reaching the College World Series. The Dores, who won 10 of their final 14 games, finished the 2018 campaign 35-27 and ranked No. 18 by D1Baseball.com.

VETERAN PRESENCE: Vanderbilt returns eight positional starters and four starting pitchers from last year's NCAA Super Regional squad to its 2019 unit.

- ★ Offensively, 2019 returners contributed 80.5% of runs scored, 82.6% of hits, 82.7% of extra-base hits, 82% of RBIs and 72% of stolen bases in 2018.
- ★ Commodore returning pitchers contributed 90% of starts, 85.7% of wins, 80% of innings pitched and 77% of strikeouts in 2018.

AGAINST EVANSVILLE: Wednesday marks the 59th all-time meeting between Vanderbilt and Evansville with the Commodores holding a 39-19 advantage.

- ★ The Commodores have won three consecutive in the series including a 6-1 decision a season ago.
- ★ Vanderbilt is 25-10 against the Purple Aces all-time in Nashville and 5-2 at Hawkins Field.

LET THE KIDS PLAY: Vanderbilt's freshman class was ranked No. 2 nationally by Baseball America, the publication announced in September.

- ★ Six players appeared on the 2018 BA500, which ranks the best 500 players in the draft class.
- ★ Eight freshmen made their collegiate debuts on opening weekend. **Justyn-Henry Malloy** registered a pinch-hit RBI single and **Sterling Hayes** scored a run among notables.

MAJOR LEAGUE DORES: In total, 13 former players made a MLB appearance in 2018, a mark that ranks second nationally and first in the SEC.

- ★ The Commodores led the nation with seven pitchers who made at least one MLB start and eight total hurlers who made an appearance in 2018.

FRESHMAN ORIENTATION: Vandy led the nation as four student-athletes were named to the 2018 Collegiate Baseball Freshman All-American Team. **Philip Clarke**, **Pat DeMarco**, **Mason Hickman** and **Austin Martin** -- all returning for 2019 -- were recognized for their efforts.

WHO'S AT SHORT?: While the Commodores return a bulk of their production from 2018, the squad will look to replace shortstop **Connor Kaiser**. The junior was selected in the third round of the 2018 MLB Draft by the Pirates.

- ★ Kaiser was the 2018 NCAA Clemson Regional MVP as well as an SEC All-Defensive Team honoree and finalist for the ABCA Gold Glove.
- ★ **Ethan Paul** started all 62 games at second base a season ago. His start at shortstop on opening day was his fifth career and was the first at that position since Feb. 27, 2016 vs. UIC.

DE-FENSE: Vanderbilt set a school record and finished fifth nationally with a .981 fielding percentage in 2018. The Commodores committed 41 errors in 2,211 chances.

- ★ The Black and Gold played error-free baseball in 33 games and committed one or no errors in 53 outings.
- ★ It marked the second time in four seasons Vandy has set a new program record. The 2015 team set the previous standard by fielding .979.

THE STREAK CONTINUES: Vanderbilt's current streak of 13 consecutive NCAA Tournament appearances is the longest in the SEC and the third-longest nationally, trailing only Florida State (41) and Cal State Fullerton (27).

NO. 4, MR. TIM CORBIN: Head coach **Tim Corbin** is in his 17th season (2003-present) at the helm. Corbin has led the Commodores to 14 NCAA Tournaments, eight Super Regionals, three College World Series, one national championship (2014) and one runner-up (2015).

- ★ Corbin is 683-343-1 (.665) at Vandy and became the program's all-time winningest coach with a 9-4 victory on March 4, 2018 against Houston.
- ★ Under Corbin, 40 players have been named an All-American including 11 who have received first-team recognition.
- ★ In the Corbin era, 22 players have gone on to play in the Major Leagues, the most in the SEC since 2003.

BEG, BORROW OR STEAL: For the third time in six years, Vanderbilt finished atop the SEC in stolen bases, raking in 101 swiped bags during 2018.

- ★ The Commodores have stolen 100-plus bases in four of the last of six seasons (2013, 2014, 2015, 2018).
- ★ After recording just 54 stolen bases in 2017, Vandy nearly doubled its total last year. The 2018 squad swiped its 54th stolen base on April 5 (Game #30).

DORES ON TOP: In Sept. 2017, D1Baseball.com recognized Vanderbilt as the No. 2 program nationally in the publication's bi-annual Top 100 rankings.

- ★ The list is designed to assess the overall health of programs in the current era with the ultimate goal of identifying "the programs in the best shape right now, with an eye towards the next five to 10 years."
- ★ The Commodores were ranked the nation's top program in D1Baseball's inaugural rankings (2015).

WELCOME TO THE HAWK: The Commodores have been tough to beat at Hawkins Field since the facility opened its gates in 2002. Vanderbilt boasts a 435-159-1 (.732) all-time record at its home including a 328-100-1 (.765) mark since the start of the 2007 season.

- ★ The Dores won 6-of-7 regular season three-game home series in 2018 and have won 47-of-60 three-game sets at The Hawk since 2011.

SENIOR LEADERS: Vandy's five-member senior class is its largest since carrying seven in 2008. The class includes OF **Walker Grisanti**, 1B **Julian Infante**, SS **Ethan Paul**, RHP **Patrick Raby** and UTL **Stephen Scott**.

- ★ Since arriving on campus in 2016, the unit has helped Vandy to 116 victories, three NCAA Regionals and two Super Regionals. The unit is looking for its first trip to the College World Series.

THE 2019 SCHEDULE: Vanderbilt's 2019 schedule is another formidable slate. The Commodores face 10 teams that reached the NCAA Tournament in 2018 a total 22 times (39.2 percent of games).

- ★ Vandy hosts 19 of its 26 nonconference games including 15 consecutive beginning today against Evansville. The Commodores next road game is March 15 at Texas A&M

FIRST FOR FIRST ROUND PICKS: Vanderbilt leads the SEC with 22 MLB first-round draft picks (including first-round supplemental picks). Vandy is one of two universities to produce multiple No. 1 picks with **David Price** in 2007 and **Dansby Swanson** in 2015.

FAR AND WIDE: The 2019 roster features players from 14 different states as well as one (**Cooper Davis**) from Ontario, Canada. In total, 12 players hail from Tennessee and another eight call Florida home.

- ★ Three Commodores are from Ohio while two players are represented from California, Georgia, Illinois, Massachusetts, New Jersey and New York.

BEST OF THE BEST: Catcher **Philip Clarke** and second baseman **Austin Martin** are preseason first-team All-SEC honorees and outfielder **JJ Bleday** is a second-team all-league representative as voted on by SEC head coaches.

- ★ SEC head coaches picked Vanderbilt to win the league, just ahead of LSU in second.

VANDERBILT RECORD WHEN...
2019

SEC Standing	
SEC East Standing	
Home/Road/Neutral	0-0/0-0/2-1
Day/Night	1-1/1-0
vs. RH/LH starters	1-0/1-1
Leading after 6 innings	2-0
Tied after 6 innings	0-0
Trailing after 6 innings	0-1
Leading after 7 innings	2-0
Tied after 7 innings	0-0
Trailing after 7 innings	0-1
Leading after 8 innings	2-0
Tied after 8 innings	0-0
Trailing after 8 innings	0-1
Vanderbilt scores first	2-0
Opponents score first	0-1
Shutouts	0-0
Scoring less than 3 runs	0-1
Scoring 3 to 5 runs	0-0
Scoring 6 or more runs	2-0
Vanderbilt hits HR/hit 0 HR	2-0/0-1
1-run/2-run games	0-0/0-0
Walk-offs	0-0
Extra innings (home/road/neutral)	0-0/0-0/0-0
Series openers/finales	1-0/0-1
Series W-L (home)	0-0
Series W-L (road)	0-0
Series W-L (neutral)	1-0
Series W-L (total)	1-0
Series sweeps (home/road)	0-0/0-0
Come-from-behind-wins	0

UPCOMING MILESTONES

JJ Bleday	100 Career Hits (97)
Drake Fellows	200 Career Strikeouts (180)
Julian Infante	500 Career At-Bats (498)
Julian Infante	20 Career Home Runs (19)
Zach King	100 Career Strikeouts (86)
Patrick Raby	25 Career Victories (23)
Stephen Scott	150 Career Total Bases (146)

VANDY TEAM LEADERS

Batting	
Hits	Ethan Paul (7)
Doubles	Ethan Paul (3)
Triples	Austin Martin/Cooper Davis (1)
HR	Ethan Paul/JJ Bleday/Philip Clarke (1)
RBIs	Philip Clarke (8)
Runs	Pat DeMarco (48)
SB	Austin Martin (9)
BB	Austin Martin (5)
AVG	Austin Martin (.600)
OBP	Austin Martin (.750)
SLG	Ethan Paul (1.000)

Pitching	
ERA (reliever, min. 1.0 IP)	Jake Eder (0.00)
ERA (starter)	Patrick Raby (1.59)
Wins	Patrick Raby/Chance Huff (1)
Saves	Zach King (1)
Appearances	Multiple players (1)
Starts	D. Fellows/P. Raby/K. Rocker (1)
Innings (reliever)	Zach King (4.0)
Innings (starter)	Patrick Raby (5.2)
Strikeouts (reliever)	Zach King (4)
Strikeouts (starter)	Drake Fellows (5)

VANDERBILT IN THE NATIONAL RANKINGS						
DATE	BA	NCBWA	CB	USA	D1	PG
Preseason	1	1	2	2	1	3
Feb. 18	1	2	2	2	1	3
Feb. 25						
March 4						
March 11						
March 18						
March 25						
April 1						
April 8						
April 15						
April 22						
April 29						
May 6						
May 13						
May 20						
May 27						
June 3						
FINAL						
*For consistency, Vanderbilt uses the D1Baseball.com (D1) poll as its primary ranking.						

UPCOMING SCHEDULE AND PROBABLE PITCHING MATCHUPS			
DATE	OPPONENT	VANDERBILT STARTER	OPPOSING STARTER
Wed., 2/20	Evansville	RHP Chance Huff (1-0, 27.00 ERA)	RHP Shane Gray (0-0, 0.00 ERA)
Fri., 2/22	Pepperdine	TBD (0-0, 0.00 ERA)	TBD (0-0, 0.00 ERA)
Sat., 2/23	Pepperdine	TBD (0-0, 0.00 ERA)	TBD (0-0, 0.00 ERA)
Sun., 2/24	Pepperdine	TBD (0-0, 0.00 ERA)	TBD (0-0, 0.00 ERA)

BATTING NOTES

51 ★ JJ Bleday, OF	.375 AVG	1 HR	3 RBI	.375 OBP	.563 SLG
--------------------	----------	------	-------	----------	----------

LAST 5 GAMES: 6-16 (.375), 3 RBI, 3 R **NON-CON:** 6-16 (.375), 3 RBI, 3 R **HOME:** N/A **CURRENT STREAK:** 13 G (19-57, 10 R, 7 BB)
LAST 10 GAMES: 6-16 (.375), 3 RBI, 3 R **SEC GAMES:** N/A **ROAD:** N/A **SEASON-HIGH STREAK:** 3 G (2/15-present)

- ★ Baseball America First-Team Preseason All-American... D1Baseball Second-Team Preseason All-American ... Second-Team Preseason All-SEC.
- ★ Ranked as D1Baseball.com's No. 11 prospect for the 2019 MLB Draft and No. 3 prospect in the SEC.
- ★ Named the Cap Cod League's top pro prospect by scouts last summer.
- ★ Is currently riding a 31-game on-base streak and 13-game hitting streak dating to a season ago after going 6-for-16 on opening weekend.
- ★ Led Vandy with a .368 average, .511 slugging percentage and .494 on-base percentage in 2018.
- ★ Recorded at least one hit in 32 of his 39 games and reached base in 38 of his 39 games in '18... Missed 22 games (March 30-May 6) due to an oblique injury.
- ★ Batted .385 (5-for-13) while scoring two runs and driving in another against Mississippi State at the 2018 NCAA Nashville Super Regional.
- ★ Belted the game-winning walk-off home run against Mississippi State for a 4-3 victory during Game 2 of the NCAA Nashville Super Regional on June 9.
- ★ Finished tied for third on the team with 31 walks in 2018... Recorded 14 multi-hit performances across 39 games and 35 starts.

5 ★ Philip Clarke, C	.308 AVG	1 HR	8 RBI	.357 OBP	.615 SLG
----------------------	----------	------	-------	----------	----------

LAST 5 GAMES: 4-13 (.308), 8 RBI, 2 R **NON-CON:** 4-13 (.308), 8 RBI, 2 R **HOME:** N/A **CURRENT STREAK:** --
LAST 10 GAMES: 4-13 (.308), 8 RBI, 2 R **SEC GAMES:** N/A **ROAD:** N/A **SEASON-HIGH STREAK:** 2 G (2/15-16)

- ★ Nation's No. 34-ranked sophomore (Perfect Game)... SEC's No. 33-ranked prospect for the 2019 MLB Draft (D1Baseball)... First-Team Preseason All-SEC.
- ★ His eight RBIs were the most for a Commodore on opening weekend since at least 2006... led the Dores in RBIs for a second straight year opening weekend.
- ★ Named a 2018 Collegiate Baseball Freshman All-American after leading Vanderbilt with 16 doubles in 58 appearances and 49 starts.
- ★ Batted .294 and finished third on the team with 18 multi-hit games in 2018... Was second in overall games with 20 two-out RBIs.
- ★ Finished second on the squad with for hits (35) and batting average (.302) in 2018 SEC play... Made 36 starts at designated hitter and 13 starts at catcher.
- ★ Named to the 2018 NCAA Clemson Regional All-Tournament Team after batting .385 (5-for-13) with three RBIs, two home runs, two runs and two walks.
- ★ Reached base in 26 of his final 30 games... Struck his first collegiate home run against Presbyterian on Feb. 21 as part of a 1-for-3 outing with three RBIs.

3 ★ Cooper Davis, OF	.250 AVG	0 HR	1 RBI	.357 OBP	.417 SLG
----------------------	----------	------	-------	----------	----------

LAST 5 GAMES: 3-12 (.250), 5 R, 1 RBI **NON-CON:** 3-12 (.250), 5 R, 1 RBI **HOME:** N/A **CURRENT STREAK:** 3 G (3-12, 5 R, 1 RBI)
LAST 10 GAMES: 3-12 (.250), 5 R, 1 RBI **SEC GAMES:** N/A **ROAD:** N/A **SEASON-HIGH STREAK:** 3 G (2/15-present)

- ★ Registered a hit in all three games and reached base six times while batting leadoff on opening weekend.
- ★ Played in nine games (three starts) before suffering a broken wrist while making a diving attempt in pre-game during late April.
- ★ Recorded his first collegiate hit, run and RBI on Feb. 21 while going 1-for-2 against Presbyterian... Drew his first walk on Feb. 23 against UMass-Lowell.
- ★ Struck out just once in 11 plate appearances in 2018... Played the outfield in six of his nine appearances.
- ★ First Vanderbilt player in the Tim Corbin era to hail from Canada... Played for the Canadian Jr. National U18 Team in 2017.
- ★ Drafted by the Toronto Blue Jays in the 25th round of the 2017 MLB Draft... Played for the Toronto Blue Jays Tournament 12 team from 2013-2016.

18 ★ Pat DeMarco, OF	.133 AVG	0 HR	0 RBI	.133 OBP	.200 SLG
----------------------	----------	------	-------	----------	----------

LAST 5 GAMES: 2-15 (.133), 1 R, 4 K **NON-CON:** 2-15 (.133), 1 R, 4 K **HOME:** N/A **CURRENT STREAK:** 1 G (1-4, 1 R)
LAST 10 GAMES: 2-15 (.133), 1 R, 4 K **SEC GAMES:** N/A **ROAD:** N/A **SEASON-HIGH STREAK:** 1 G (2/17-present)

- ★ Nation's No. 42-ranked sophomore (Perfect Game)... SEC's No. 26-ranked prospect for the 2019 MLB Draft (D1Baseball).
- ★ Went 2-for-3 and reached base three times while scoring two runs and driving in another as part of a 7-4 win against TCU a season ago.
- ★ Named a 2018 Collegiate Baseball Freshman All-American after leading the Commodores with 48 runs and 116 total bases.
- ★ Paced the Dores with 23 RBIs and was second with seven home runs in 30 SEC starts in 2018.
- ★ Finished second on the squad in multi-hit games (19) and multi-RBI games (13) in 2018... Was one of two players (Ethan Paul) to start all 62 games.
- ★ Struck two home runs and drove in three runs while batting .385 (5-for-13) at the 2018 NCAA Nashville Super Regional.

20 ★ Ty Duvall, C	.000 AVG	0 HR	0 RBI	.500 OBP	.000 SLG
-------------------	----------	------	-------	----------	----------

LAST 5 GAMES: 0-1 (.000), 1 BB **NON-CON:** 0-1 (.000), 1 BB **HOME:** N/A **CURRENT STREAK:** --
LAST 10 GAMES: 0-1 (.000), 1 BB **SEC GAMES:** N/A **ROAD:** N/A **SEASON-HIGH STREAK:** --

- ★ Made two appearances off the bench on opening weekend... Drew a walk vs. Cal State Fullerton and struck out vs. TCU.
- ★ Made 31 appearances and started 15 games as a reserve catcher in 2018... Batted .270 while scoring 13 runs and collecting 10 RBIs.
- ★ Recorded a combined 17 hits in his final 25 appearances in 2018... Struck a pinch-hit home run in the ninth inning at Florida on March 31.
- ★ Collected a hit in six-consecutive games between April 20-May 1, 2018... Belted a solo homer and reached base twice against South Carolina on April 27.
- ★ Three-year team captain at Lebanon HS in Lebanon, Ohio... Top prospect in the state of Ohio in 2016 according to Perfect Game.

BATTING NOTES CONTINUED

13 ★ Kiambu Fentress, OF		.000 AVG	0 HR	0 RBI	.000 OBP	.000 SLG
LAST 5 GAMES: N/A		NON-CON: N/A	HOME: N/A	CURRENT STREAK: N/A		
LAST 10 GAMES: N/A		SEC GAMES: N/A	ROAD: N/A	SEASON-HIGH STREAK: N/A		

- ★ Appeared in 10 games including six stints in the outfield and three opportunities as a pinch hitter in 2018... Did not record a hit in five at-bats.
- ★ Legged out an infield single at Middle Tennessee on April 18, 2017, for his first career hit... Made his collegiate debut in LF against UT Martin April 4, 2017.
- ★ Did not participate in team activities in 2016... Hit .299 with five extra-base hits and 20 runs for Riverhead in the Hamptons Collegiate Baseball League.

99 ★ Jayson Gonzalez, INF		.333 AVG	0 HR	2 RBI	.385 OBP	.417 SLG
LAST 5 GAMES: 4-12 (.333), 3 R, 2 RBI		NON-CON: 4-12 (.333), 3 R, 2 RBI	HOME: N/A	CURRENT STREAK: --		
LAST 10 GAMES: 4-12 (.333), 3 R, 2 RBI		SEC GAMES: N/A	ROAD: N/A	SEASON-HIGH STREAK: 2 G (2/15-16)		

- ★ Reached base in all three games on opening weekend... Recorded two hits, two RBIs and two runs vs. Virginia and two hits vs. Cal State Fullerton.
- ★ Made 44 appearances (39 starts) while batting .225 with 28 RBIs and 21 runs in 2018... Batted .300 with 16 RBIs and three homers over his first 19 games.
- ★ Was named SEC Freshman of the Week on March 12, 2018 after hitting .364 with five RBIs in three games on the West Coast.
- ★ Was the only Commodore to produce multiple four-hit games, coming on Feb. 24, 2018, against UMass-Lowell and Feb. 27, 2018, against Austin Peay.
- ★ Registered seven multi-RBI games highlighted by five RBIs and two home runs as part of a 4-for-5 performance against UMass-Lowell on Feb. 24, 2018.
- ★ Lettered four years at Bishop Amat High School under coach Joe Hoggatt... Helped the Lancers to the 2017 National Classic Championship as a senior.

17 ★ Walker Grisanti, OF		.000 AVG	0 HR	0 RBI	.333 OBP	.000 SLG
LAST 5 GAMES: 0-2 (.000), 1 R, 1 BB		NON-CON: 0-2 (.000), 1 R, 1 BB	HOME: N/A	CURRENT STREAK: --		
LAST 10 GAMES: 0-2 (.000), 1 R, 1 BB		SEC GAMES: N/A	ROAD: N/A	SEASON-HIGH STREAK: --		

- ★ Made a pinch-hit appearance and played outfield vs. Virginia on opening day... Drew a walk and scored a run vs. the Cavaliers.
- ★ Appeared in 21 games and made 10 starts for the Commodores in 2018... Nine of his 10 starts came in left field with the other at designated hitter.
- ★ His 18 walks in 2018 led the team among reserves... Drew a free pass in 14 of his 21 appearances including a season-high three at UCLA on March 9.
- ★ Posted an impressive .448 on-base percentage while reaching base in 17 of his 21 appearances in 2018.

30 ★ Sterling Hayes, INF		.000 AVG	0 HR	0 RBI	.000 OBP	.000 SLG
LAST 5 GAMES: 0-0 (.000), 1 BB, 1 R		NON-CON: 0-0 (.000), 1 BB, 1 R	HOME: N/A	CURRENT STREAK: --		
LAST 10 GAMES: 0-0 (.000), 1 BB, 1 R		SEC GAMES: N/A	ROAD: N/A	SEASON-HIGH STREAK: --		

- ★ Made his collegiate debut vs. Cal State Fullerton... Scored his first-career run after drawing a walk in his lone plate appearance.
- ★ Lettered four years in baseball at Francis Parker High School under coach David Glassey... Also lettered in football two years in high school.
- ★ Recognized as California's No. 16 shortstop in the class of 2018 by Perfect Game... Named 2018 first-team All-San Diego County.
- ★ Batted a career .318 including an impressive .475 on-base percentage across 124 games... Recognized on the San Diego All-Academic Team all four years.

11 ★ Matt Hogan, OF		.000 AVG	0 HR	0 RBI	.000 OBP	.000 SLG
LAST 5 GAMES: 0-1 (.000), 1 K		NON-CON: 0-1 (.000), 1 K	HOME: N/A	CURRENT STREAK: --		
LAST 10 GAMES: 0-1 (.000), 1 K		SEC GAMES: N/A	ROAD: N/A	SEASON-HIGH STREAK: --		

- ★ Lettered five years in baseball at Half Hollow Hills East High School under coach Tim Belz... Also lettered twice in soccer and twice in winter track.
- ★ Ranked as New York's top outfielder and seventh overall player in the class of 2018 by Perfect Game.
- ★ Holds the Half Hollow Hills East school record for home runs, RBIs and hits... 51st recipient of the Carl Yastrzemski Award presented to Suffolk's top player.
- ★ Batted .401 with 23 runs while posting a 4-1 record and a save as a senior... Was a three-time all-conference honoree in baseball.

22 ★ Julian Infante, INF		.000 AVG	0 HR	0 RBI	.500 OBP	.000 SLG
LAST 5 GAMES: 0-1 (.000), 1 BB		NON-CON: 0-1 (.000), 1 BB	HOME: N/A	CURRENT STREAK: --		
LAST 10 GAMES: 0-1 (.000), 1 BB		SEC GAMES: N/A	ROAD: N/A	SEASON-HIGH STREAK: --		

- ★ Nation's No. 31-ranked senior according to Perfect Game.
- ★ Has not played since colliding into the Virginia shortstop while attempting to steal second base on opening day.
- ★ Made 48 starts and 50 appearances – all coming at first base – while batting .193 with 18 RBIs and 16 runs in 2018.
- ★ Recorded 10 hits over the last 10 games of 2018, batting .312 with four runs and three RBIs during the stretch.
- ★ In 2017, led the Commodores with 66 RBIs while hitting .315 and slugging 11 homers... Participant in 2017 College Home Run Derby (Omaha, Neb.).
- ★ Drove in seven runs against Missouri on May 7, 2017, becoming first Vanderbilt player to do so since Dominic de la Osa (2006).
- ★ Matched Jeren Kendall for the team lead with 25 multi-hit games and was second with 17 multi-RBI games in 2017.
- ★ As a freshman (2016), he hit six home runs in 26 games during the second half of the year after missing the first two months with a broken wrist.

BATTING NOTES CONTINUED

12 ★ Dominic Keegan, UTL	.000 AVG	0 HR	0 RBI	.000 OBP	.000 SLG
--------------------------	----------	------	-------	----------	----------

LAST 5 GAMES: 0-1 (.000), 1 K
LAST 10 GAMES: 0-1 (.000), 1 K

NON-CON: 0-1 (.000), 1 K
SEC GAMES: N/A

HOME: N/A
ROAD: N/A

CURRENT STREAK: --
SEASON-HIGH STREAK: --

- ★ Made his collegiate debut on Sunday against TCU, striking out in his lone pinch-hit appearance.
- ★ Lettered four years in baseball at Central Catholic High School (Massachusetts)... Also lettered in basketball three years in high school.
- ★ Ranked as the top catcher in Massachusetts and 14th nationally from the class of 2018 by Perfect Game... Named all-conference all four years.
- ★ Led the Raiders to four-straight MVC large titles... Batted .402 (112 for 278) with 75 runs, 69 RBIs and 39 extra-base hits for his high school career.
- ★ As a senior, Keegan batted an area-best .463 (38 for 82), with a .546 OBP, .768 slugging, a team-high 19 RBIs and an area-leading 30 runs.

6 ★ Tate Kolwyck, INF	.000 AVG	0 HR	0 RBI	.000 OBP	.000 SLG
-----------------------	----------	------	-------	----------	----------

LAST 5 GAMES: N/A
LAST 10 GAMES: N/A

NON-CON: N/A
SEC GAMES: N/A

HOME: N/A
ROAD: N/A

CURRENT STREAK: N/A
SEASON-HIGH STREAK: N/A

- ★ Lettered four years in baseball at Arlington High School (Tennessee)... Also lettered four years in football and one in basketball.
- ★ Ranked as Tennessee's No. 2 shortstop and 10th overall player in the class of 2018 by Perfect Game.
- ★ Named a 2018 Rawlings-Perfect Game Honorable Mention All-American (Southeast - All Region 2nd Team).
- ★ In his career at quarterback, passed for a school-record 10,213 yards, 119 touchdowns, rushed for 859 yards and 13 touchdowns.

38 ★ John Malcom, UTL	.000 AVG	0 HR	0 RBI	.000 OBP	.000 SLG
-----------------------	----------	------	-------	----------	----------

LAST 5 GAMES: N/A
LAST 10 GAMES: N/A

NON-CON: N/A
SEC GAMES: N/A

HOME: N/A
ROAD: N/A

CURRENT STREAK: N/A
SEASON-HIGH STREAK: N/A

- ★ Lettered four years in baseball at Detroit Country Day High School (Michigan)... Also lettered two years in basketball.
- ★ Ranked as Michigan's top overall player and the No. 2 first baseman nationally in the class of 2018 by Perfect Game.
- ★ Named a 2018 Rawlings-Perfect Game 1st Team All-American (Central - All Region 1st Team)... Was a three-year team captain (2016-18)

42 ★ Justyn-Henry Malloy, UTL	.143 AVG	0 HR	1 RBI	.250 OBP	.143 SLG
-------------------------------	----------	------	-------	----------	----------

LAST 5 GAMES: 1-7 (.143), 1 RBI, 1 BB
LAST 10 GAMES: 1-7 (.143), 1 RBI, 1 BB

NON-CON: 1-7 (.143), 1 RBI, 1 BB
SEC GAMES: N/A

HOME: N/A
ROAD: N/A

CURRENT STREAK: --
SEASON-HIGH STREAK: 1 G (2/16)

- ★ Appeared at designated hitter vs. Cal State Fullerton and TCU... Recorded his first hit and RBI on the first pitch he saw against the Titans.
- ★ Lettered four years in baseball at St. Joseph Regional (New Jersey).
- ★ Ranked as New Jersey's top third baseman and fourth overall player in the class of 2018 by Perfect Game
- ★ Named a 2018 Rawlings-Perfect Game 3rd Team All-American (Northeast - All Region 1st Team).
- ★ Helped Team USA to a Pan American gold medal... Captain of his team as a junior and senior.

16 ★ Austin Martin, UTL	.600 AVG	0 HR	1 RBI	.750 OBP	.900 SLG
-------------------------	----------	------	-------	----------	----------

LAST 5 GAMES: 6-10 (.600), 9 R, 5 BB
LAST 10 GAMES: 6-10 (.600), 9 R, 5 BB

NON-CON: 6-10 (.600), 9 R, 5 BB
SEC GAMES: N/A

HOME: N/A
ROAD: N/A

CURRENT STREAK: 13 G (23-50, 21 R, 13 BB)
SEASON-HIGH STREAK: 3 G (6-10, 9 R, 5 BB)

- ★ Nation's No. 47-ranked sophomore (Perfect Game)... SEC's No. 20-ranked prospect for the 2020 MLB Draft (D1Baseball)... First-Team Preseason All-SEC.
- ★ Name NCBWA National Hitter of the Week and SEC Player of the Week after reaching base in 12 of his 16 plate appearances on opening weekend.
- ★ Led all SEC players with a .750 on-base percentage (min. 10 at-bats) and nine runs on opening weekend.
- ★ Named a 2018 Freshman All-American by Baseball America, Collegiate Baseball, NCBWA and Perfect Game... Led Vandy with 20 multi-hit games.
- ★ Posted a 13-game hitting streak (21-for-49; .429) from April 1-21, 2018, the longest for a Commodore freshman since Xavier Turner (15) in 2013.
- ★ Recorded a hit in 47 of his 58 games including finishing 2018 on a 10-game hitting streak.
- ★ Led the SEC with 22 stolen bases in 2018... His stolen-base mark was the most for a Vandy freshman since Xavier Turner had as many in 2013.
- ★ Started 58 at six positions in 2018 including center field (13x), first base (13x), left field (12x), third base (9x), designated hitter (9x) and shortstop (2x).
- ★ Was named to the 2018 NCAA Clemson Regional All-Tournament Team after batting .385 (5-for-13) with four runs and six total bases in three games.
- ★ In six NCAA Tournament games (2018), he hit a team-leading .385 (10-for-26) with five runs and three doubles... Batted leadoff in 52 games.

BATTING NOTES CONTINUED

10 ★ Ethan Paul, INF	.538 AVG	0 HR	4 RBI	.750 OBP	.900 SLG
LAST 5 GAMES: 7-13 (.538), 4 RBI LAST 10 GAMES: 7-13 (.538), 4 RBI	NON-CON: 7-13 (.538), 4 RBI, 1 HR SEC GAMES: N/A	HOME: N/A ROAD: N/A	CURRENT STREAK: 5 G (9-21, 7 RBI, 2 HR) SEASON-HIGH STREAK: 3 G (7-13, 4 RBI)		

- ★ Nation's No. 14-ranked senior according to Perfect Game.
- ★ Following opening weekend, ranked second in the SEC in doubles (3), second in hits (7) and third in total bases (13).
- ★ Was the only Commodore to produce a multi-hit performance in all three games on opening weekend.
- ★ Started 110 consecutive games at second base (Feb. 22, 2017-present) making his fifth career start and first since 2016 at shortstop on opening day.
- ★ Selected in the 26th round (pick 775) of the 2018 MLB Draft by the Pittsburgh Pirates... Finished second on the team in RBIs (44) and stolen bases (18).
- ★ Led the team in hit by pitches (14) and was third on the squad in home runs (10) in 2018... Helped turn 32 double plays while committing just six errors.
- ★ Named to the 2018 NCAA Clemson Regional All-Tournament Team after batting .333 (3-for-9) with two RBIs and a home run.
- ★ Struck a game-tying two-run homer during the ninth inning of the 2018 NCAA Nashville Super Regional (Game 3) against Mississippi State.
- ★ Produced an eight-game hitting streak from Feb. 23-March 4, 2018, and registered a base knock in 18 of the first 24 games.

2 ★ Harrison Ray, INF	.000 AVG	0 HR	0 RBI	.000 OBP	.000 SLG
LAST 5 GAMES: N/A LAST 10 GAMES: N/A	NON-CON: N/A SEC GAMES: N/A	HOME: N/A ROAD: N/A	CURRENT STREAK: 4 G (6-16, 6 R, 1 HR, 1 RBI) SEASON-HIGH STREAK: N/A		

- ★ Made 22 starts in 2018, coming at four different positions including third base (13x), center field (5x), left field (2x) and right field (2x).
- ★ Batted .375 (6-for-16) with six runs in four appearances and three starts during the 2018 NCAA Tournament.
- ★ Paced the Dores with three triples including a one-out three bagger in the eighth inning during Game 2 of the 2018 NCAA Nashville Super Regional.
- ★ Pushed the Dores ahead 8-7 with a two-run double in the seventh inning against South Carolina as part of a four-RBI game on April 29, 2018.
- ★ Recorded a pair of two-hit games at the 2018 Nashville Super Regional and logged at least one hit in all three games.

19 ★ Stephen Scott, UTL	.000 AVG	0 HR	0 RBI	.000 OBP	.000 SLG
LAST 5 GAMES: 5-11 (.455), 6 RBI LAST 10 GAMES: 5-11 (.455), 6 RBI	NON-CON: 5-11 (.455), 6 RBI SEC GAMES: N/A	HOME: N/A ROAD: N/A	CURRENT STREAK: 9 G (14-35, 11 R, 11 RBI) SEASON-HIGH STREAK: 3 G (5-11, 6 RBI)		

- ★ 2019 Collegiate Baseball Preseason All-American... Nation's No. 22-ranked senior (Perfect Game).
- ★ Had at least one hit and at least RBI in all three games on opening weekend... Produced three RBIs and reached base three times vs. Cal State Fullerton.
- ★ Selected in the 31st round of the 2018 MLB Draft by the Miami Marlins... Started 47 games and appeared in 53 matchups in 2018.
- ★ Led Vandy and ranked seventh in the SEC with 15 home runs in 2018... Belted nine homers in his final 14 games including two vs. Tennessee and Clemson.
- ★ Recorded at least one hit in 16 of his final 19 games in 2018, batting .364 (24-for-66) with 21 runs, 20 RBIs, 13 walks and 10 homers during the stretch.
- ★ Named a 2018 Collegiate Baseball National Player of the Week in consecutive weeks on May 14 and May 21.
- ★ Led Vandy with a .601 slugging percentage and was second in total bases (101) and walks (34) in 2018.
- ★ Caught 12 runners stealing in 35 games behind the plate in 2018... Reached base in 16 of his final 17 games and in 26 of his final 29 outings.

8 ★ Isaiah Thomas, OF	.000 AVG	0 HR	0 RBI	.000 OBP	.000 SLG
LAST 5 GAMES: N/A LAST 10 GAMES: N/A	NON-CON: N/A SEC GAMES: N/A	HOME: N/A ROAD: N/A	CURRENT STREAK: N/A SEASON-HIGH STREAK: N/A		

- ★ Made his collegiate debut as a defensive replacement (outfield) on Saturday against Cal State Fullerton.
- ★ Lettered four years in baseball at The Benjamin School (Florida)... Also lettered three years in bowling.
- ★ Ranked as the No. 26 overall outfielder nationally in the class of 2018 by Perfect Game... 2018 Rawlings-Perfect Game 3rd Team All-American.
- ★ Batted .490 with 34 RBIs, eight home runs and 16 stolen bases as a senior.
- ★ His second cousin (dad's side) is five-time NBA Champion and former San Antonio Spurs legend, Tim Duncan.

PITCHING NOTES

43 ★ Austin Becker, RHP

0-0

0 SV

0.00 ERA

OPP. AVG.: N/A
WHIP: N/A

NON-CON: N/A
SEC GAMES: N/A

HOME: N/A
ROAD: N/A

W/ RUNNERS: N/A
VS. LEADOFF: N/A

- ★ Nation's No. 38-ranked freshman (Perfect Game)... SEC's No. 29-ranked prospect for the 2021 MLB Draft (D1Baseball).
- ★ Lettered four years in baseball and two years in basketball at Big Walnut High School (Ohio).
- ★ Ranked as the nation's No. 7 unsigned player according to Baseball America... Named a 2018 Rawlings-Perfect Game 1st Team All-American.
- ★ Ranked as Ohio's top overall player in the class of 2018 by Perfect Game as well as the No. 11 right-handed pitcher nationally by the publication.
- ★ Helped Big Walnut High School to three district titles, one regional championship and a state final four appearance.
- ★ Father Kevin Becker played professional baseball in the Boston Red Sox and Cleveland Indians organization.
- ★ Drafted by the Texas Rangers in the 37th round of the 2018 MLB Draft.

21 ★ Tyler Brown, RHP

0-0

0 SV

10.80 ERA

OPP. AVG.: .556
WHIP: 3.00

NON-CON: 0-0, 10.80 ERA, 1.2 IP, 1 K
SEC GAMES: N/A

HOME: N/A
ROAD: N/A

W/ RUNNERS: .500 (4-8)
VS. LEADOFF: 1.000 (1-1)

- ★ Allowed two runs and five hits in 1.2 innings during his season debut on Sunday against TCU.
- ★ Finished tied for third among Vanderbilt pitchers with 20 appearances in 2018... Posted a 1-5 record and 6.03 ERA in 37.1 innings.
- ★ Struck out at least one batter in 16 outings in 2018 including a season-high six on Feb. 25 against UMass-Lowell and March 18 at Mississippi State.
- ★ Did not permit a walk in 11 appearances and walked one or fewer in 19 of 20 outings... Did not allow a home run over his last 13 outings (22.2 innings).
- ★ Threw 50-plus pitches five times including a season-high 75 against Texas A&M on May 22 at the 2018 SEC Tournament.
- ★ Drafted by the Cincinnati Reds in the 26th round of the 2017 MLB Draft after lettering four years at Olentangy Orange High School (Ohio).

39 ★ Jake Eder, LHP

0-0

0 SV

0.00 ERA

OPP. AVG.: .000
WHIP: 0.00

NON-CON: 0-0, 0.00 ERA, 1.0 IP, 2 K
SEC GAMES: N/A

HOME: N/A
ROAD: N/A

W/ RUNNERS: .000 (0-0)
VS. LEADOFF: .000 (0-1)

- ★ Nation's No. 38-ranked sophomore (Perfect Game)... SEC's No. 21-ranked prospect for the 2020 MLB Draft (D1Baseball).
- ★ Struck out two batters as part of a clean inning of relief against TCU on Sunday.
- ★ Made nine starts and 11 overall appearances, going 1-4 with a 5.45 ERA as a freshman in 2018.
- ★ Picked up his first collegiate win during his debut on Feb. 21, 2018, limiting Presbyterian to one hit in four scoreless innings while striking out four.
- ★ Tossed five hitless frames while striking out a season-high seven batters at Long Beach State on March 7, 2018.
- ★ Held opponents to three runs or fewer in seven of his nine starts in 2018... Struck out 37 batters across 33 innings.
- ★ Drafted by the New York Mets in the 34th round of the 2017 MLB Draft after lettering three years at Delray Beach Atlantic High School (Florida).

66 ★ Drake Fellows, RHP

0-0

0 SV

11.25 ERA

OPP. AVG.: .294
WHIP: 2.25

NON-CON: 0-0, 11.25 ERA, 4.0 IP, 5 K
SEC GAMES: N/A

HOME: N/A
ROAD: N/A

W/ RUNNERS: .182 (2-11)
VS. LEADOFF: .750 (3-4)

- ★ 2019 Collegiate Baseball Preseason All-American... 2019 Perfect Game Preseason All-American.
- ★ Nation's No. 39-ranked junior (Perfect Game)... SEC's No. 27-ranked prospect for the 2019 MLB Draft (D1Baseball).
- ★ Named D1Baseball.com's No. 94 ranked collegiate prospect for the 2019 MLB Draft.
- ★ Allowed five hits and as many runs while striking out five across four innings as the opening day starter against Virginia.
- ★ Friday night starter who posted a 7-4 record and 3.92 ERA in 2018... Led the Commodores with 107 strikeouts (46th nationally) in 96.1 innings.
- ★ Named to 2018 Clemson Regional All-Tournament Team after limiting St. John's to three hits while striking out eight across seven scoreless innings.
- ★ Struck out six-or-more batters in 11 of 16 starts in 2018... Allowed just 12 extra-base hits in his last 76.2 innings.
- ★ Became the first sophomore since 2012 to start on Opening Day, doing so in 2018... Tossed five-plus innings in 14 of his 16 starts.
- ★ In 2017, became just the second freshman pitcher in the Corbin era to earn a spot in starting rotation for Opening Weekend.

32 ★ Hugh Fisher, LHP

0-0

0 SV

0.00 ERA

OPP. AVG.: .500
WHIP: 3.00

NON-CON: 0-0, 0.00 ERA, 0.1 IP, 1 K
SEC GAMES: N/A

HOME: N/A
ROAD: N/A

W/ RUNNERS: .500 (1-2)
VS. LEADOFF: .000 (0-0)

- ★ Nation's No. 17-ranked sophomore (Perfect Game)... SEC's No. 27-ranked prospect for the 2020 MLB Draft (D1Baseball).
- ★ Allowed one hit and struck out one in 0.1 innings of relief against Cal State Fullerton on Saturday.
- ★ Made eight relief appearances, posting a 1.94 ERA in 2018... Limited opponents to a .194 batting average in 9.1 innings while striking out eight.
- ★ Did not allow an earned run in his first seven outings... Picked up a win in each of his last two appearances.
- ★ Named a Rawlings-Perfect Game Second-Team All-American as a senior at Briarcrest Christian High School (Eads, Tenn.)

PITCHING NOTES CONTINUED

49 ★ AJ Franklin, LHP

0-0

0 SV

54.00 ERA

OPP. AVG.: .400
WHIP: 6.00

NON-CON: 0-0, 54.00 ERA, 1.0 IP, 6 R
SEC GAMES: N/A

HOME: N/A
ROAD: N/A

W/ RUNNERS: .500 (1-2)
VS. LEADOFF: 1.000 (1-1)

- ★ Allowed six runs, including two home runs, while walking three in one inning against Cal State Fullerton on Saturday.
- ★ Made three appearances during his first campaign on the mound in 2018, holding opponents hitless in 2.2 innings.
- ★ Missed the 2017 season with a knee injury after redshirting in 2016.
- ★ Lettered in three sports at Wilson Central High School (Lebanon, Tenn.) earning four in baseball, three in basketball and one in football.

35 ★ Jackson Gillis, LHP

0-0

0 SV

0.00 ERA

OPP. AVG.: N/A
WHIP: N/A

NON-CON: N/A
SEC GAMES: N/A

HOME: N/A
ROAD: N/A

W/ RUNNERS: N/A
VS. LEADOFF: N/A

- ★ Allowed four hits and three runs (all earned) while walking three in 2.0 innings as the starter against TCU a season ago.
- ★ Posted a 4-1 record and 4.81 ERA across 20 appearances including one start in 2018... Struck out 39 batters while tossing 28.2 innings and walking nine.
- ★ First Commodore in the Tim Corbin era (2003-present) to record a win and save on the same day, coming in DH action vs. Ole Miss (April 15, 2018).
- ★ Tossed multiple innings in eight of 20 outings including three scoreless frames against Mississippi State (June 9) at the 2018 Nashville Super Regional.
- ★ Struck out multiple batters 13 times including over his first eight appearances of 2018... Did not permit a walk in 10 of his final 13 appearances.

55 ★ Joe Gobillot, LHP

0-0

0 SV

0.00 ERA

OPP. AVG.: N/A
WHIP: N/A

NON-CON: N/A
SEC GAMES: N/A

HOME: N/A
ROAD: N/A

W/ RUNNERS: N/A
VS. LEADOFF: N/A

- ★ Did not compete during his inaugural season (2018) while recovering from injury.
- ★ Lettered four years in baseball at St. John's School (Texas)... Named Rawlings-Perfect Game Honorable Mention All-American as a senior.
- ★ High school team captain as a junior and senior... Rawlings-Perfect Game Underclass First-Team honoree as a junior.

44 ★ Mason Hickman, RHP

0-0

0 SV

6.75 ERA

OPP. AVG.: .231
WHIP: 1.25

NON-CON: 0-0, 6.75 ERA, 4.0 IP, 3 R
SEC GAMES: N/A

HOME: N/A
ROAD: N/A

W/ RUNNERS: .167 (1-6)
VS. LEADOFF: .500 (2-4)

- ★ Tossed four innings, allowing three hit and as many runs while striking out four TCU batters on Sunday.
- ★ Sunday starter who was named a Freshman All-American by Collegiate Baseball in 2018... tied for third nationally among freshmen with eight victories.
- ★ Was one of three SEC freshmen to post a shutout in 2018, doing so with a seven-inning complete game victory against LSU on March 25.
- ★ Held opponents to four extra-base hits in his first six appearances (26.0 innings) of 2018... Struck out five-or-more batters in seven of his 16 appearances.
- ★ Was named SEC Pitcher of the Week after retiring 16 of the final 18 batters he faced as part of a 1-0 win against LSU on March 25, 2018.
- ★ During senior season at Pope John Paul II High School (Hendersonville, Tenn.) was named All-State, All-Region, and Tennessee Mr. Baseball Finalist.

45 ★ Chance Huff, RHP

1-0

0 SV

27.00 ERA

OPP. AVG.: .400
WHIP: 4.00

NON-CON: 1-0, 27.00 ERA, 1.0 IP, 2 K
SEC GAMES: N/A

HOME: N/A
ROAD: N/A

W/ RUNNERS: .250 (1-4)
VS. LEADOFF: 1.000 (1-1)

- ★ Nation's No. 37-ranked freshman according to Perfect Game.
- ★ Picked up the win on opening day vs. Virginia, permitting three runs and two hits while walking two and striking out two (threw 33 pitches).
- ★ Lettered four years in baseball at Niceville High School (Florida)... Named 2018 Rawlings-Perfect Game Honorable Mention All-American.
- ★ Ranked as Florida's No. 18 right-handed pitcher and No. 46 overall player in the class of 2018 by Perfect Game.
- ★ Tossed a no-hitter while striking out 12 batters against South Walton as a senior... Team-high 74 strikeouts in 48 innings with a 1.90 ERA as a junior.
- ★ Named among Top 45 pitchers headed to college per Baseball America... Served as team captain his senior year.

33 ★ Erik Kaiser, RHP

0-0

0 SV

0.00 ERA

OPP. AVG.: N/A
WHIP: N/A

NON-CON: N/A
SEC GAMES: N/A

HOME: N/A
ROAD: N/A

W/ RUNNERS: N/A
VS. LEADOFF: N/A

- ★ Made two scoreless appearances during his freshman campaign in 2018... Struck out one and did not allow a base runner at Long Beach St. (March 7).
- ★ Lettered three years in baseball and played varsity basketball at Waterloo High School (Illinois).
- ★ Named Rawlings-Perfect Game Honorable Mention and All-USA Today Second-Team All-State as a senior.

PITCHING NOTES CONTINUED

34 ★ Zach King, LHP		0-0	0 SV	2.25 ERA
OPP. AVG.: .267	NON-CON: 0-0, 2.25 ERA, 1 SV, 4.0 IP	HOME: N/A	W/ RUNNERS: .200 (2-10)	
WHIP: 1.25	SEC GAMES: N/A	ROAD: N/A	VS. LEADOFF: .750 (3-4)	

- ★ SEC's No. 19-ranked prospect for the 2019 MLB Draft.
- ★ Limited Virginia to four hits and one run while striking out four in four innings of work against Virginia on opening day.
- ★ Posted a 1-4 record alongside a 3.46 ERA in 21 appearances and three starts in 2018... His 21 appearances were tired with Reid Schaller for the team lead.
- ★ Limited opponents to a .237 average while leading all Vandy relievers with 51 strikeouts and 52.0 innings pitched in 2018.
- ★ Held opponents to nine extra-base hits including just one home run while adding three saves in 2018... Struck out three or more batters 12 times.
- ★ Did not allow an earned run in four of his final six appearances in 2018, posting a 2.28 ERA over 19.2 innings.
- ★ Did not permit an earned run in 10 appearances of 2018, all coming in his final 17 outings... Held foes to one walk or fewer in 16 of his 21 appearances.

29 ★ Patrick Raby, RHP		1-0	0 SV	1.59 ERA
OPP. AVG.: .200	NON-CON: 1-0, 1.59 ERA, 1 R, 2 K	HOME: N/A	W/ RUNNERS: .167 (1-6)	
WHIP: 1.24	SEC GAMES: N/A	ROAD: N/A	VS. LEADOFF: .167 (1-6)	

- ★ Nation's No. 14-ranked senior according to Perfect Game.
- ★ Moved into a tie for sixth in program history by picking up his 23rd career victory on Saturday vs. Cal State Fullerton.
- ★ Held No. 25 Cal State Fullerton to a .200 batting average in 5.2 innings.
- ★ Concluded his 2018 junior season ranking ninth in Vanderbilt history for career ERA (2.95) and 11th in career wins (22).
- ★ Recorded his 200th career strikeout in his hometown of Knoxville on May 12, 2018, at Tennessee while limiting the Volunteers to two runs.
- ★ Struck out four-or-more batters on eight occasions in 2018... Held opponents to a .230 batting average (29-for-126) with runners on base.
- ★ Fanned a season-high eight batters without allowing an earned run in five innings of three-hit ball against TCU on March 11, 2018.
- ★ Former Collegiate Baseball Freshman All-American (2016)... Three-time All-American at Knoxville Farragut High School.

50 ★ Kumar Rocker, RHP		0-1	0 SV	33.75 ERA
OPP. AVG.: .556	NON-CON: 0-1, 33.75 ERA, 1.1 IP, 5 R	HOME: N/A	W/ RUNNERS: .571 (4-7)	
WHIP: 6.00	SEC GAMES: N/A	ROAD: N/A	VS. LEADOFF: .500 (1-2)	

- ★ Became the second freshman pitcher in the last six years (2013-present) to start on opening weekend, doing so Sunday against TCU.
- ★ Was saddled with the loss, allowing five hits and as many runs in 1.1 innings against TCU on Sunday.
- ★ Nation's top-ranked freshman (Perfect Game)... SEC's No. 3-ranked prospect for the 2021 MLB Draft (D1Baseball).
- ★ Second-highest rated high school right-handed pitcher in the 2018 MLB Draft by MLB.com.
- ★ Struck out eight consecutive Oklahoma State batters on Oct. 20 (fall exhibition) as part of three hitless innings.
- ★ Tabbed the nation's third-ranked right-handed pitcher and eight-best overall player in the 2018 class by Perfect Game.
- ★ Honored as the 2017-18 Gatorade Georgia Baseball Player of the Year... Tabbed an Under Armour All-American.
- ★ Lettered four years in baseball and two years in football at North Oconee High School (Athens, Ga.).
- ★ Father, Tracy, played college football at Auburn and was the first SEC player to win both the Lombardi Award and the Outland Trophy.

27 ★ Ethan Smith, RHP		0-0	0 SV	9.00 ERA
OPP. AVG.: .143	NON-CON: N/A	HOME: N/A	W/ RUNNERS: .250 (1-4)	
WHIP: 1.50	SEC GAMES: N/A	ROAD: N/A	VS. LEADOFF: .500 (1-2)	

- ★ Permitted two runs one hit while striking out one and walking another in his collegiate debut on Saturday against Cal State Fullerton.
- ★ Recognized as Tennessee's top right-handed pitcher and the state's third-best overall player in the class of 2018 by Perfect Game.
- ★ Threw the first perfect game in the history of the Perfect Game Tournament in Jupiter, Fla.... 2018 Rawlings-Perfect Game First-Team All-American.
- ★ Led Mt. Juliet (Tenn.) High School to the 2016 and 2018 District 9-AAA title... Captain of the team as a junior and a senior.
- ★ Brother, Brandon, played baseball at Tennessee Tech; brother Austin, played at Columbia State CC and other brother, Jonathan played at Tufts University.

2019 REGULAR SEASON DAY-BY-DAY

GM#	DATE	D/N	OPPONENT	SCORE	REC.	SEC REC.	GA/GB	PITCHER OF RECORD	ATTEND.	TIME
1	2/15	N	Virginia#	W, 15-9	1-0	0-0	--	Chance Huff (1-0)	1,747	4:04
2	2/16	D	Cal State Fullerton#	W, 14-9	2-0	0-0	--	Patrick Raby (1-0)	--	3:26
3	2/17	D	TCU#	L, 10-2	2-1	0-0	--	Kumar Rocker (0-1)	--	3:11
4	2/20	N	EVANSVILLE							
5	2/22	N	PEPPERDINE							
6	2/23	D	PEPPERDINE							
7	2/24	D	PEPPERDINE							
8	2/26	N	SE MISSOURI ST.							
9	2/27	N	AUSTIN PEAY							
10	3/1	N	DAYTON							
11	3/2	D	DAYTON							
12	3/3	D	DAYTON							
13	3/5	N	DAVIDSON							
14	3/6	N	ETSU							
15	3/8	N	ILLINOIS ST.							
16	3/9	D	ILLINOIS ST.							
17	3/10	D	ILLINOIS ST.							
18	3/12	N	SAMFORD							
19	3/15	N	at Texas A&M*							
20	3/16	D	at Texas A&M*							
21	3/17	D	at Texas A&M*							
22	3/19	N	vs. Belmont^							
23	3/21	N	FLORIDA*							
24	3/22	N	FLORIDA*							
25	3/23	D	FLORIDA*							
26	3/26	N	vs. Lipscomb^							
27	3/29	N	TENNESSEE*							
28	3/30	N	TENNESSEE*							
29	3/31	D	TENNESSEE*							
30	4/2	N	WESTERN KY.							
31	4/5	N	at Georgia*							
32	4/6	D	at Georgia*							
33	4/7	D	at Georgia*							
34	4/9	N	at MTSU							
35	4/12	N	ARKANSAS*							
36	4/13	N	ARKANSAS*							
37	4/14	D	ARKANSAS*							
38	4/16	N	INDIANA ST.							
39	4/19	N	at Alabama*							
40	4/20	N	at Alabama*							
41	4/21	D	at Alabama*							
42	4/25	N	AUBURN*							
43	4/26	N	AUBURN*							
44	4/27	D	AUBURN*							
45	4/30	N	TENNESSEE TECH							
46	5/3	N	at South Carolina*							
47	5/4	N	at South Carolina*							
48	5/5	D	at South Carolina*							
49	5/7	N	at Louisville							
50	5/10	N	MISSOURI*							
51	5/11	D	MISSOURI*							
52	5/12	D	MISSOURI*							
53	5/14	N	MTSU							
54	5/16	N	at Kentucky*							
55	5/17	N	at Kentucky*							
56	5/18	D	at Kentucky*							

#Salt River Fields (Talking Stick, Ariz.)

^ First Tennessee Park (Nashville, Tenn.)

BOLD = Home Game (Hawkins Field)

* SEC Game

SEASON HIGHS AND LOWS

TEAM BATTING

Most runs, game _____ 15, vs. Virginia (2/15/19)
 Most runs, inning _____ 8, 4th inn., vs. Virginia (2/15/19)
 Most hits, game _____ 17, vs. Virginia (2/15/19)
 Most hits, inning _____ 7, 4th inn., vs. Virginia (2/15/19)
 Fewest hits, game _____ 14, vs. CS Fullerton (2/16/19)
 Most doubles, game _____ 4, vs. Virginia (2/15/19)
 Most triples, game _____ 2, vs. Virginia (2/15/19)
 Most home runs, game _____ 2, vs. CS Fullerton (2/16/19)
 Most home runs, inning _____ 1, 3x, last vs. CS Fullerton (2/16/19)
 Most extra-base hits _____ 7, vs. Virginia (2/15/19)
 Most stolen bases, game _____
 Most walks, game _____ 8, vs. CS Fullerton (2/16/19)
 Most strikeouts, game _____ 13, vs. Virginia (2/15/19)
 Most hit by pitch, game _____ 2, vs. CS Fullerton (2/16/19)
 Most left on base _____ 10, vs. CS Fullerton (2/16/19)

INDIVIDUAL BATTING

Most hits _____ 3, Paul/Bleday/Martin vs. Virginia (2/15/19)
 Most runs _____ 4, Austin Martin, 2x, last vs. CS Fullerton (2/16/19)
 Most doubles _____ 1, several times, last vs. TCU (2/17/19)
 Most triples _____ 1, Martin/Davis vs. Virginia (2/15/19)
 Most home runs _____ 1, 3x, last Bleday vs. CS Fullerton (2/16/19)
 Most extra-base hits _____ 2, Paul/Martin vs. Virginia (2/15/19)
 Most total bases _____ 7, Ethan Paul vs. Virginia (2/15/19)
 Most RBIs _____ 5, Philip Clarke vs. CS Fullerton (2/16/19)
 Most stolen bases _____
 Most walks _____ 3, Austin Martin vs. Virginia (2/15/19)
 Most strikeouts _____ 3, Bleday/DeMarco vs. Virginia (2/15/19)
 Longest hitting streak _____ 3 games, multiple players

TEAM PITCHING

Most walks _____ 7, vs. CS Fullerton (2/16/19)
 Fewest walks _____ 4, vs. TCU (2/17/19)
 Most runs allowed, game _____ 10, vs. TCU (2/17/19)
 Most runs allowed, inning _____ 6, 7th inn., vs. CS Fullerton (2/16/19)
 Most hits allowed, game _____ 13, vs. TCU (2/17/19)
 Most hits allowed, inning _____ 4, 1st inn., vs. TCU (2/17/19)
 Fewest hits allowed, game _____ 8, vs. CS Fullerton (2/16/19)
 Most home runs allowed, game _____ 2, vs. CS Fullerton (2/16/19)
 Most consecutive scoreless inn. _____ 7, 8th vs. UVA-5th vs. CSF (2/15-16/19)

INDIVIDUAL PITCHING

Most innings pitched, starter _____ 5.2, Patrick Raby vs. CS Fullerton (2/16/19)
 Fewest innings pitched, starter _____ 1.1, Kumar Rocker vs. TCU (2/17/19)
 Most innings pitched, reliever _____ 4.0, 2x, last Mason Hickman vs. TCU (2/17/19)
 Most strikeouts, starter _____ 5, Drake Fellows, vs. Virginia (2/15/19)
 Most strikeouts, reliever _____ 4, 2x, last Mason Hickman vs. TCU (2/17/19)
 Most walks allowed _____ 3, Fellows/Raby/Franklin, last vs. vs. CS Fullerton (2/16/19)
 Most consec. scoreless inn., starter _____ 5.2, Patrick Raby vs. CS Fullerton (2/16/19)
 Most consec. scoreless inn., reliever _____ 2.0, Zach King vs. Virginia (2/15/19)
 Most runs allowed _____ 6, AJ Franklin vs. CS Fullerton (2/16/19)
 Most earned runs allowed _____ 6, AJ Franklin vs. CS Fullerton (2/16/19)
 Most hits allowed _____ 5, 2x, last Kumar Rocker vs. TCU (2/17/19)
 Fewest hits allowed, CG _____
 Most home runs allowed _____ 2, AJ Franklin vs. CS Fullerton (2/16/19)
 Most pitches thrown _____ 94, Patrick Raby vs. CS Fullerton (2/16/19)

MISCELLANEOUS TEAM

Longest winning streak _____ 2 games, 2/15-2/16/19
 Longest losing streak _____ 1 game, 2/17-present
 Most games over .500 _____ 2 games (2/16/19)
 Most games under .500 _____
 Longest game, innings _____ 9 inn., 3x
 Longest game, time _____ 4:04, vs. Virginia (2/15/19)
 Shortest game, time _____ 3:11 vs. TCU (2/17/19)
 Largest crowd, Hawkins Field _____
 Smallest crowd, Hawkins Field _____
 Largest crowd, road _____ 1,747 vs. Virginia (2/15/19)
 Smallest crowd, road _____ 1,747 vs. Virginia (2/15/19)
 Largest winning margin _____ 6 runs, vs. Virginia (2/15/19)
 Largest losing margin _____ 8 runs, vs. TCU (2/17/19)
 Largest deficit overcome to win _____
 Largest lead relinquished to lose _____
 Most double plays turned _____ 1, 2x, last vs. TCU (2/17/19)
 Most double plays turned by opponent _____ 1, vs. CS Fullerton (2/16/19)
 Most errors _____ 1, 2x, last vs. CS Fullerton (2/16/19)
 Most errors by an opponent _____ 2, vs. CS Fullerton (2/16/19)
 Most stolen bases by an opponent _____ 2, vs. TCU (2/17/19)

LAST HOME RUN

MULTI-HIT GAMES

MULTI-RBI GAMES

PLAYER	DATE, OPP.	AB SINCE	2H	3H	4H	5H	TOTAL	2RBI	3RBI	4RBI	5+RBI	TOTAL
Bleday	2/16/19, vs. CS Fullerton	5	1	1	--	--	2	1	--	--	--	1
Clarke	2/16/19 vs. CS Fullerton	7	2	--	--	--	2	--	1	--	1	2
Davis	--	--	--	--	--	--	--	--	--	--	--	--
DeMarco	6/8/18 vs. Miss. State	25	--	--	--	--	--	--	--	--	--	--
Duvall	5/5/18 at Auburn	17	--	--	--	--	--	--	--	--	--	--
Fentress	--	--	--	--	--	--	--	--	--	--	--	--
Gonzalez	6/1/18 vs. St. John's	19	2	--	--	--	2	1	--	--	--	1
Grisanti	2/27/18 vs. Austin Peay	31	--	--	--	--	--	--	--	--	--	--
Hayes	--	--	--	--	--	--	--	--	--	--	--	--
Hogan	--	--	--	--	--	--	--	--	--	--	--	--
Infante	6/3/18 at Clemson	11	--	--	--	--	--	--	--	--	--	--
Keegan	--	--	--	--	--	--	--	--	--	--	--	--
Kolwyck	--	--	--	--	--	--	--	--	--	--	--	--
Malcolm	--	--	--	--	--	--	--	--	--	--	--	--
Malloy	--	--	--	--	--	--	--	--	--	--	--	--
Martin	2/18/18 vs. Duke	229	1	1	--	--	2	--	--	--	--	--
McMillan	--	--	--	--	--	--	--	--	--	--	--	--
Paul	2/15/19 vs. Virginia	12	2	1	--	--	3	--	1	--	--	1
Ray	6/3/18 at Clemson	14	--	--	--	--	--	--	--	--	--	--
Scott	6/3/18 at Clemson	26	2	--	--	--	2	1	1	--	--	2

BREAKDOWNS

RUNS BY INNING	1	2	3	4	5	6	7	8	9	10+	TOTAL
VANDERBILT	7	4	4	8	4	0	2	2	0	0	31
OPPONENTS	5	4	1	1	3	4	8	0	2	0	28

PITCHING BREAKDOWN	W-L-S	ERA	IP	H	R	ER	BB	SO	HR
STARTERS	1-1	9.00	11.0	14	11	11	8	8	0
RELIEVERS	1-0-1	10.20	15.0	18	17	17	9	16	2

CATCHING BREAKDOWN	CS	SBA	CS%	PB	PICKOFFS
PHILIP CLARKE	0	2	0.0	1	0
STEPHEN SCOTT	0	0	0.0	0	0
TY DUVAL	0	0	0.0	0	0

STARTS BY BATTING ORDER (TOTAL, W-L)

1st: Davis (2, 2-1)
2nd: Martin (2, 2-1)
3rd: Bleday (2, 2-1)
4th: Scott (2, 2-1)
5th: Clarke (2, 2-1)
6th: DeMarco (2, 2-1)
7th: Paul (2, 2-1)
8th: Infante (1, 1-0), Fellows (1, 1-0), Raby (1, 0-1)
9th: Gonzalez (2, 2-1)

STARTS BY POSITION (TOTAL, W-L)

C: Clarke (2, 2-1)
1B: Infante (1, 1-0), Scott (1, 1-1)
2B: Martin (2, 2-1)
3B: Gonzalez (2, 2-1)
SS: Paul (2, 2-1)
LF: Scott (1, 1-0), Davis (1, 1-1)
CF: DeMarco (2, 2-1)
RF: Bleday (2, 2-1)
DH: Davis (1, 1-0), Fellows (1, 1-0), Raby (1, 0-1)

HOME RUN NOTES

HOMERS AT HOME: 0
HOMERS ON THE ROAD: 0

SOLO HOMERS: 2
2-RUN HOMERS: 0

3-RUN HOMERS: 0
GRAND SLAMS: 1

2-HOME RUN GAMES BY VANDERBILT (0 IN 2019)

Last: Stephen Scott (2), Philip Clarke (2), Connor Kaiser (3), 6/3/18 at Clemson

3-HOME RUN GAMES BY VANDERBILT (0 IN 2019)

Last: Connor Kaiser, 6/3/18 at Clemson

PINCH-HIT HOME RUNS BY VANDERBILT (0 IN 2019)

Last: Stephen Scott, 5/1/18 vs. Louisville

GRAND SLAMS BY VANDERBILT (1 IN 2019)

Last: Philip Clarke, 2/16/19 vs. Cal State Fullerton

FIRST-INNING LEADOFF HOME RUNS BY VANDERBILT (0 IN 2019)

Last: Austin Martin, 2/18/18 vs. Duke

WALK-OFF HOME RUNS (0 IN 2019)

Last: JJ Bleday, 6/9/18 vs. Mississippi State, 11th inning

INSIDE-THE-PARK HOME RUNS BY VANDERBILT (0 IN 2019)

Last: Will Toffey, 3/22/17 vs. Belmont

BACK-TO-BACK HOME RUNS BY VANDERBILT (0 IN 2019)

Last: Julian Infante, Harrison Ray, 6/3/18 vs. Clemson, 8th inning

CAREER HIGHS

43 ★ Austin Becker

Innings Pitched: None
Strikeouts: None
Hits Allowed: None
Walks Allowed: None
Runs Allowed: None

51 ★ JJ Bleday

Hits: 3, 6x, last vs. Virginia (2/15/19)
Runs: 2, 8x, last vs. Cal St. Fullerton (2/16/19)
RBI: 3, 2x, last vs. Saint Mary's (3/10/17)
Walks: 5, vs. Middle Tennessee (5/15/18)
HRs: 1, 7x, last vs. Cal St. Fullerton (2/16/19)
Strikeouts: 3, vs. Virginia (2/15/19)
Stolen Bases: 1, 2x, last vs. Clemson (6/2/18)

21 ★ Tyler Brown

Innings Pitched: 5.0, vs. Texas A&M (5/22/18)
Strikeouts: 6, 2x, last at Miss. State (3/18/18)
Hits Allowed: 6, at Florida (3/31/18)
Walks Allowed: 3, vs. Mississippi St. (6/10/18)
Runs Allowed: 6, at Florida (3/31/18)

5 ★ Philip Clarke

Hits: 3, 5x, last at Clemson (6/3/18)
Runs: 2, 4x, last at Clemson (6/3/18)
RBI: 5, vs. Cal State Fullerton (2/16/19)
Walks: 4, vs. UMass-Lowell (2/23/18)
HRs: 2, vs. Clemson (6/3/18)
Strikeouts: 2, 8x, last vs. Miss. St. (6/10/18)
Stolen Bases: 2, vs. UMass-Lowell (2/25/18)

3 ★ Cooper Davis

Hits: 1, 5x, last vs. TCU (2/17/19)
Runs: 3, vs. Virginia (2/15/19)
RBI: 1, 5x, last vs. Virginia (2/15/19)
Walks: 2, vs. Cal State Fullerton (2/16/19)
HRs: None
Strikeouts: 1, 2x, last vs. TCU (2/17/19)
Stolen Bases: 1, vs. Georgia (4/7/18)

18 ★ Pat DeMarco

Hits: 3, 5x, last vs. Mississippi St. (6/8/18)
Runs: 3, vs. Austin Peay (2/27/18)
RBI: 4, vs. Houston (3/4/18)
Walks: 2, 3x, last vs. Mississippi St. (6/10/18)
HRs: 1, 11x, last vs. Mississippi St. (6/10/18)
Strikeouts: 3, 3x, last vs. Virginia (2/15/19)
Stolen Bases: 2, 2x, last at Tenn. (5/11/18)

20 ★ Ty Duvall

Hits: 3, vs. Western Kentucky (3/14/17)
Runs: 3, vs. Middle Tennessee (5/15/18)
RBI: 4, vs. Ole Miss (3/15/18)
Walks: 3, vs. Middle Tennessee (5/15/18)
HRs: 1, 3x, last at Auburn (5/5/18)
Strikeouts: 3, at Auburn (5/4/18)
Stolen Bases: 1, at Missouri (4/21/18)

39 ★ Jake Eder

Innings Pitched: 5.0, 3x, last at MTSU (4/3/18)
Strikeouts: 7, at Long Beach State (3/7/18)
Hits Allowed: 6, 2x, last at MTSU (4/3/18)
Walks Allowed: 5, vs. Louisville (5/1/18)
Runs Allowed: 5, vs. Louisville (5/1/18)

66 ★ Drake Fellows

Innings Pitched: 8.0, vs. Saint Mary's (3/12/17)
Strikeouts: 10, vs. Alabama (5/20/17)
Hits Allowed: 8, 2x, last vs. Ole Miss (4/13/18)
Walks Allowed: 5, 2x, last vs. Ole Miss (4/13/18)
Runs Allowed: 7, 2x, last vs. Miss. St. (6/8/18)

13 ★ Kiambu Fentress

Hits: 1, at Middle Tennessee (4/18/17)
Runs: 1, 2x, last vs. UMass-Lowell (2/23/18)
RBI: 1, vs. Austin Peay (2/27/18)
Walks: None
HRs: None
Strikeouts: 1, 2x, last vs. UMass-Lowell (2/23/18)
Stolen Bases: None

32 ★ Hugh Fisher

Innings Pitched: 2.0, vs. Western Ky. (4/10/18)
Strikeouts: 2, 3x, last vs. Ole Miss (4/15/18)
Hits Allowed: 3, vs. Ole Miss (4/15/18)
Walks Allowed: 2, vs. Western Ky. (4/10/18)
Runs Allowed: 3, vs. Ole Miss (4/15/18)

49 ★ AJ Franklin

Innings Pitched: 1.0, 3x, last vs. CS Full. (2/16/19)
Strikeouts: 2, vs. MTSU (5/15/18)
Hits Allowed: 2, vs. Cal St. Fullerton (2/16/19)
Walks Allowed: 3, vs. CS Fullerton (2/16/19)
Runs Allowed: 6, vs. Cal St. Fullerton (2/16/19)

35 ★ Jackson Gillis

Innings Pitched: 3.2, vs. Duke (2/16/18)
Strikeouts: 5, vs. UMass-Lowell (2/24/18)
Hits Allowed: 4, vs. TCU (3/11/18)
Walks Allowed: 4, vs. Texas A&M (3/25/17)
Runs Allowed: 4, 2x, last at Tennessee (5/13/18)

55 ★ Joe Gobillot

Innings Pitched: None
Strikeouts: None
Hits Allowed: None
Walks Allowed: None
Runs Allowed: None

99 ★ Jayson Gonzalez

Hits: 2, 4x, last vs. Cal St. Fullerton (2/16/19)
Runs: 3, vs. Middle Tennessee (5/15/18)
RBI: 5, vs. UMass-Lowell (2/24/18)
Walks: 1, 12x, last vs. TCU (2/17/19)
HRs: 2, vs. UMass-Lowell (2/24/18)
Strikeouts: 3, 5x, last at Tennessee (5/12/18)
Stolen Bases: 1, vs. Houston (3/4/18)

17 ★ Walker Grisanti

Hits: 2, 4x, last at South Carolina (4/6/17)
Runs: 3, vs. Xavier (3/12/16)
RBI: 3, 2x, last vs. Austin Peay (2/27/18)
Walks: 3, at UCLA (3/9/18)
HRs: 1, 2x, last vs. Austin Peay (2/27/18)
Strikeouts: 3, 3x, last at Florida (3/30/18)

30 ★ Sterling Hayes

Hits: None
Runs: 1, vs. Cal State Fullerton (2/16/19)
RBI: None
Walks: 1, vs. Cal State Fullerton (2/16/19)
HRs: None
Strikeouts: None
Stolen Bases: None

44 ★ Mason Hickman

Innings Pitched: 7.0, 2x, last at Missouri (4/21/18)
Strikeouts: 9, vs. LSU (3/25/18)
Hits Allowed: 8, at Florida (4/1/18)
Walks Allowed: 6, at Tennessee (5/13/18)
Runs Allowed: 6, vs. Kentucky (5/19/18)

11 ★ Matt Hogan

Hits: None
Runs: None
RBI: None
Walks: None
HRs: None
Strikeouts: None
Stolen Bases: None

45 ★ Chance Huff

Innings Pitched: 1.0, vs. Virginia (2/15/19)
Strikeouts: 2, vs. Virginia (2/15/19)
Hits Allowed: 2, vs. Virginia (2/15/19)
Walks Allowed: 2, vs. Virginia (2/15/19)
Runs Allowed: 3, vs. Virginia (2/15/19)

22 ★ Julian Infante

Hits: 4, vs. Belmont (3/22/17)
Runs: 4, vs. Belmont 3/22/17
RBI: 7, vs. Missouri 3/22/17
Walks: 3, vs. Saint Mary's G2 (3/12/17)
HRs: 1, 19x, last at Clemson (6/3/18)
Strikeouts: 4, 2x, last vs. UMass-Lowell (2/23/18)
Stolen Bases: 1, 2x, last at Florida (3/31/18)

33 ★ Erik Kaiser

Innings Pitched: 1.0, 2x, last at Long Beach (3/7/18)
Strikeouts: 2, vs. Austin Peay (2/27/18)
Hits Allowed: 1, vs. Austin Peay (2/27/18)
Walks Allowed: None
Runs Allowed: None

12 ★ Dominic Keegan

Hits: None
Runs: None
RBI: None
Walks: None
HRs: None
Strikeouts: 1, vs. TCU (2/17/19)
Stolen Bases: None

34 ★ Zach King

Innings Pitched: 6.1, vs. Kentucky (5/18/18)
Strikeouts: 6, vs. Kentucky (5/18/18)
Hits Allowed: 7, vs. UMass-Lowell (2/24/18)
Walks Allowed: 4, at Clemson (6/2/18)
Runs Allowed: 3, 5x, last at Miss. St. (6/8/18)

16 ★ Tate Kolwyck

Hits: None
Runs: None
RBI: None
Walks: None
HRs: None
Strikeouts: None
Stolen Bases: None

36 ★ John Malcom

Hits: None
Runs: None
RBI: None
Walks: None
HRs: None
Strikeouts: None
Stolen Bases: None

42 ★ Justyn-Henry Malloy

Hits: 1, vs. Cal State Fullerton (2/16/19)
Runs: None
RBI: 1, vs. Cal State Fullerton (2/16/19)
Walks: 1, vs. Cal State Fullerton (2/16/19)
HRs: None
Strikeouts: 2, vs. TCU (2/17/19)
Stolen Bases: None

16 ★ Austin Martin

Hits: 4, vs. Presbyterian (2/20/18)
Runs: 4, 2x, last vs. CS Fullerton (2/16/19)
RBI: 3, at Tennessee (5/13/18)
Walks: 3, 3x, last vs. Virginia (2/15/19)
HRs: 1, vs. Duke (2/18/18)
Strikeouts: 4, vs. Indiana State (2/28/18)
Stolen Bases: 3, vs. Presbyterian (2/21/18)

10 ★ Ethan Paul

Hits: 4, 2x, last vs. UMass-Lowell (2/24/18)
Runs: 3, 9x, last vs. Evansville (4/17/18)
RBI: 7, vs. UMass-Lowell (2/24/18)
Walks: 3, vs. Xavier (3/13/16)
HRs: 2, 2x, last vs. Evansville (4/17/18)
Strikeouts: 3, 6x, last vs. Tenn. Tech (5/8/18)
Stolen Bases: 2, 5x, last vs. S. Carolina (4/27/18)

29 ★ Patrick Raby

Innings Pitched: 9.0, at Georgia (4/21/17)
Strikeouts: 11, 2x, last vs. Saint Mary's (3/12/17)
Hits Allowed: 9, at Kentucky (3/31/17)
Walks Allowed: 5, vs. Alabama (5/18/17)
Runs Allowed: 7, 2x, last at Auburn (5/5/18)

2 ★ Harrison Ray

Hits: 2, 8x, last vs. Mississippi St. (6/10/18)
Runs: 2, 3x, last vs. Mississippi St. (6/10/18)
RBI: 4, vs. South Carolina (4/29/18)
Walks: 2, at Kentucky (4/2/17)
HRs: 1, 2x, last at Clemson (6/3/18)
Strikeouts: 3, vs. Ole Miss (4/13/18)
Stolen Bases: 2, 2x, last vs. S. Carolina (4/29/18)

80 ★ Kumar Rocker

Innings Pitched: 1.1, vs. TCU (2/17/19)
Strikeouts: 1, vs. TCU (2/17/19)
Hits Allowed: 5, vs. TCU (2/17/19)
Walks Allowed: 2, vs. TCU (2/17/19)
Runs Allowed: 5, vs. TCU (2/17/19)

19 ★ Stephen Scott

Hits: 3, 2x, last vs. Middle Tenn. (5/15/18)
Runs: 4, at Clemson (6/3/18)
RBI: 5, vs. Middle Tenn. (5/15/18)
Walks: 2, 12x, last at Clemson (6/3/18)
HRs: 2, 2x, last at Clemson (6/3/18)
Strikeouts: 3, 2x, last at Florida (3/31/18)
Stolen Bases: 2, vs. Georgia (4/5/18)

27 ★ Ethan Smith

Innings Pitched: 2.0, vs. CS Fullerton (2/16/19)
Strikeouts: 1, vs. CS Fullerton (2/16/19)
Hits Allowed: 1, vs. CS Fullerton (2/16/19)
Walks Allowed: 1, vs. CS Fullerton (2/16/19)
Runs Allowed: 2, vs. CS Fullerton (2/16/19)

8 ★ Isaiah Thomas

Hits: None
Runs: None
RBI: None
Walks: None
HRs: None
Strikeouts: None
Stolen Bases: None

THE LAST TIME VANDERBILT...

Won 5 or more consecutive games	6 games (April 29-May 6, 2018)
Won 10 or more consecutive games	14 games (April 20-May 16, 2013)
Won 15 or more consecutive games	19 games (Feb. 9-March 16, 2007)
Won 5 or more consecutive home games	8 games (Feb. 18-28, 2018)
Won 8 or more consecutive home games	8 games (Feb. 18-28, 2018)
Won 10 or more consecutive home games	17 games (May 29, 2015-March 15, 2016)
Won 20 or more consecutive home games	Never Happened
Won 5 or more consecutive road games	7 games (March 21- April 16, 2015)
Won 8 or more consecutive road games	8 games (April 20 - May 12, 2013)
Won 9 or more consecutive road games	10 games (April 11- May 4, 2008)
Won 5 or more consecutive conference games	5 games (March 20-31, 2016)
Won 6 or more consecutive conference games	6 games (April 26-May 4, 2014)
Won 7 or more consecutive conference games	11 games (April 20-May 16, 2013)
Won 8 or more consecutive conference games	11 games (April 20-May 16, 2013)
Won 5 or more consecutive conference home games	8 games (April 29, 2016-March 25, 2017)
Won 8 or more consecutive conference home games	8 games (April 29, 2016-March 25, 2017)
Won 9 or more consecutive conference home games	12 games (March 23-May 16, 2013)
Won 10 or more consecutive conference home games	12 games (March 23-May 16, 2013)
Won 5 or more consecutive conference road games	6 games (March 21-April 16, 2015)
Won 7 or more consecutive conference road games	7 games (April 20-May 12, 2013)
Won 8 or more consecutive conference road games	8 games (May 12, 2012-April 7, 2013)
Won 5 or more consecutive midweek games	5 games (May 16, 2017-Feb. 28, 2018)
Won 10 or more consecutive midweek games	10 games (May 17, 2016-April 4, 2017)
Won 11 or more consecutive midweek games	12 games (March 27, 2012-March 13, 2013)
Won 5 or more consecutive midweek home games	6 games (May 2, 2017-Feb. 28, 2018)
Won 10 or more consecutive midweek home games	13 games (March 27, 2012-April 9, 2013)
Won 15 or more consecutive midweek home games	16 games (March 23, 2010-Feb. 22, 2012)
Lost 5 or more consecutive games	6 games (April 29-May 8, 2018)
Lost 7 or more consecutive games	7 games (March 28-April 6, 1997)
Lost 8 or more consecutive games	12 games (March 25-April 10, 1994)
Lost 4 or more consecutive home games	4 games (Feb. 24-29, 2012)
Lost 5 or more consecutive home games	6 games (April 30-May 22, 2005)
Lost 6 or more consecutive home games	6 games (April 30-May 22, 2005)
Lost 7 or more consecutive home games	9 games (1965-1966)
Lost 5 or more consecutive road games	6 games (March 30-April 20, 2018)
Lost 6 or more consecutive road games	6 games (March 30-April 20, 2018)
Lost 7 or more consecutive road games	8 games (Feb. 17-April 6, 2012)
Lost 8 or more consecutive road games	8 games (Feb. 17-April 6, 2012)
Lost 9 or more consecutive road games	9 games (March 25-April 26, 1994)
Los 10 or more consecutive road games	11 games (April 18, 1978-March 5, 1979)
Lost 5 or more consecutive conference games	6 games (May 10, 2009-March 20, 2010)
Lost 6 or more consecutive conference games	6 games (May 10, 2009-March 20, 2010)
Lost 7 or more consecutive conference games	7 games (May 10, 2008-March 15, 2009)
Lost 8 or more consecutive conference games	11 games (April 5-27, 2002)
Lost 9 or more consecutive conference games	11 games (April 5-27, 2002)
Lost 10 or more consecutive conference games	11 games (April 5-27, 2002)
Lost 5 or more consecutive conference home games	5 games (April 12-27, 2002)
Lost 6 or more consecutive conference home games	9 games (April 14-May 14, 2000)
Lost 7 or more consecutive conference home games	9 games (April 14-May 14, 2000)
Lost 8 or more consecutive conference home games	9 games (April 14-May 14, 2000)
Lost 5 or more consecutive conference road games	5 games (March 30-April 20, 2018)
Lost 6 or more consecutive conference road games	10 games (April 5-May 17, 2002)
Lost 7 or more consecutive conference road games	10 games (April 5-May 17, 2002)
Lost 8 or more consecutive conference road games	10 games (April 5-May 17, 2002)
Shutout an opponent	vs. St. John’s, 2-0 (June 1, 2018)
Shutout an opponent on Opening Day	vs. Santa Clara, 4-0 (Feb. 13, 2015)
Shutout an opponent at home	vs. LSU, 1-0 (March 25, 2018)
Shutout an SEC opponent at home	vs. LSU, 1-0 (March 25, 2018)
Shutout an opponent on the road	at Clemson, 8-0 (June 5, 2017)
Shutout an SEC opponent on the road	at Florida, 5-0 (May 14, 2016)
Shutout an opponent on a neutral field	vs. St. John’s, 2-0 (June 1, 2018)
Shutout a midweek opponent at home	vs. UT-Martin, 11-0 (April 4, 2017)
Shutout a midweek opponent on the road	at Middle Tennessee, 1-0 (April 12, 2011)
Shutout back-to-back opponents	vs. Radford, 12-0 & vs. Xavier, 7-0 (March 9-11, 2016)
Was shutout	at Auburn, 14-0 (May 5, 2018)
Was shutout in back-to-back games	Kentucky, 14-0 & 4-0 (April 23, 1976)
Was shutout on Opening Day	vs. San Diego, 10-0 (Feb. 17, 2006)
Was shutout at home	Kentucky, 3-0 (April 17, 2016)
Was shutout at home by an SEC opponent	Kentucky, 3-0 (April 17, 2016)
Was shutout on the road	at Auburn, 14-0 (May 5, 2018)
Was shutout on the road by an SEC opponent	at Auburn, 14-0 (May 5, 2018)

Was shutout on a neutral field	vs. Louisiana, 3-0, at Minute Maid Park (March 3, 2018)
Was shutout against a midweek opponent at home	vs. Belmont, 1-0 (Feb. 26, 2003)
Was shutout against a midweek opponent on the road	at North Florida, 2-0 (March 5, 1991)
Was shutout against a non-conference opponent on a neutral site	vs. Louisiana, 3-0, at MNP (March 3, 2018)
Run-ruled an opponent	vs. Alabama, 16-1, 7 inn. @ SEC Tournament (May 22, 2015)
Run-ruled an opponent at home	vs. Evansville, 14-3, 5 inn. (April 17, 2002)
Was run-ruled	vs. Texas A&M, 13-3, 7 inn. @ SEC Tournament (May 27, 2016)
Played in 14 or more innings	14 innings, vs. Illinois-Chicago (W, 6-5) (Feb. 27, 2016)
Played in 15 or more innings	16 innings, vs. Ole Miss (L, 6-5) (April 10, 2015)
Played in 16 or more innings	16 innings, vs. Ole Miss (L, 6-5) (April 10, 2015)
Played in 17 or more innings	17 innings, vs. Louisville (W, 11-10) (May 11, 2010)
Won both games of a doubleheader	vs. Ole Miss: 8-7, 8-7 (April 15, 2018)
Shutout opponent in both games of a doubleheader	vs. Georgia: 3-0, 6-0 (April 27, 1976)
Lost both games of a doubleheader	at Tennessee: 4-2 (11), 4-3 (April 25, 2010)
Was shutout in both games of a doubleheader	at Tennessee: 4-2 (11), 4-3 (April 25, 2010)
Swept a 3-game series at home	vs. Kentucky (May 17-19, 2018)
Swept a 3-game series at home vs. non-conference opponent	vs. UMass-Lowell (Feb. 23-25, 2018)
Swept a 3-game series on the road	at Mississippi State (March 16-18, 2018)
Swept a 3-game SEC series at home	vs. Kentucky (May 17-19, 2018)
Swept a 3-game SEC series on the road	at Mississippi State (March 16-18, 2018)
Swept a midweek series at home	2 games, vs. Presbyterian (Feb. 20-21, 2018)
Swept a midweek series on the road	2 games, at Ohio (May 17-18, 2005)
Swept a four-game series	vs. Sewanee (1907)
Was swept in a 3-game series at home	vs. Oregon (Feb. 24-26, 2012)
Was swept in a 3-game series at home vs. non-conference opponent	vs. Oregon (Feb. 24-26, 2012)
Was swept in a 3-game series on the road	at Auburn (May 4-6, 2018)
Was swept in a 3-game SEC series at home	vs. Tennessee (May 14-16, 2009)
Was swept in a 3-game SEC series on the road	at Auburn (May 4-6, 2018)
Swept 3 or more SEC series in a season	3, 2016 (at MIZ, vs. UGA, vs. AUB)
Swept 4 or more SEC series in a season	6, 2013 (at AUB, vs. UT, at OM, vs. MIZ, vs. MSU, vs. UK)
Was swept in 3 or more SEC series in a season	3, 2009 (vs. ALA, at USC, vs. UT)
Was swept in 4 or more SEC series in a season	4, 2002 (vs. UGA, at OM, at UF, at AUB)
Swept Alabama in a 3-game series at home	April 9-11, 2011
Swept Alabama in a 3-game series on the road	1906
Was swept by Alabama in a 3-game series at home	April 17-19, 2009
Was swept by Alabama in a 3-game series on the road	April 22-23, 2006
Swept Arkansas in a 3-game series at home	March 14-15, 2015
Swept Arkansas in a 3-game series on the road	Never Happened
Was swept by Arkansas in a 3-game series at home	April 1-3, 1994
Was swept by Arkansas in a 3-game series on the road	April 8-10, 2005
Swept Auburn in a 3-game series at home	May 19-21, 2016
Swept Auburn in a 3-game series on the road	March 15-17, 2013
Was swept by Auburn in a 3-game series at home	March 19-21, 1999
Was swept by Auburn in a 3-game series on the road	May 4-6, 2018
Swept Florida in a 3-game series at home	April 27-29, 2007
Swept Florida in a 3-game series on the road	Never Happened
Was swept by Florida in a 3-game series at home	May 20-22, 2005
Was swept by Florida in a 3-game series on the road	March 30-April 1, 2018
Swept Georgia in a 3-game series at home	April 29-May 1, 2016
Swept Georgia in a 3-game series on the road	April 3-5, 2015
Was swept by Georgia in a 3-game series at home	March 22-24, 2002
Was swept by Georgia in a 3-game series on the road	May 2-4, 2003
Swept Kentucky in a 3-game series at home	May 17-19, 2018
Swept Kentucky in a 3-game series on the road	May 11-12, 2013
Was swept by Kentucky in a 3-game series at home	May 12-14, 2000
Was swept by Kentucky in a 3-game series on the road	April 9-10, 1988
Swept Missouri in a 3-game series at home	April 24-26, 2015
Swept Missouri in a 3-game series on the road	May 25-27, 2016
Was swept by Missouri in a 3-game series at home	Never Happened
Was swept by Missouri in a 3-game series on the road	Never Happened
Swept South Carolina in a 3-game series at home	Never Happened
Swept South Carolina in a 3-game series on the road	Never Happened
Was swept by South Carolina in a 3-game series at home	April 12-14, 2002
Was swept by South Carolina in a 3-game series on the road	May 1-3, 2009
Swept Tennessee in a 3-game series at home	March 29-31, 2013
Swept Tennessee in a 3-game series on the road	May 2-4, 2008
Was swept by Tennessee in a 3-game series at home	May 14-16, 2009
Was swept by Tennessee in a 3-game series on the road	May 5-7, 2000
Swept Texas A&M in a 3-game series at home	Never Happened
Swept Texas A&M in a 3-game series on the road	Never Happened
Was swept by Texas A&M in a 3-game series at home	Never Happened
Was swept by Texas A&M in a 3-game series on the road	Never Happened

THE LAST TIME VANDERBILT...

Defeated a Top 25 ranked team _____ vs. **#25 Cal State Fullerton, 14-9 (Feb. 15, 2019)**
Defeated a Top 25 ranked team at home _____ vs. #19 Kentucky, 8-1 (May 17, 2018)
Defeated a Top 25 ranked team on the road _____ at #19 Mississippi State, 4-3 (March 18, 2018)
Defeated a Top 25 ranked team at a neutral site _____ vs. **#25 Cal State Fullerton, 14-9 (Feb. 15, 2019)**
Defeated a Top 25 ranked non-conference team _____ vs. **#25 Cal State Fullerton, 14-9 (Feb. 15, 2019)**
Defeated a Top 25 ranked non-conference team at home _____ vs. #25 Duke, 9-1 (Feb. 18, 2018)
Defeated a Top 25 ranked non-conference team on the road _____ at #11 UCLA, 6-3 (March 10, 2018)

Defeated a Top 20 ranked team _____ vs. #8 Clemson @ Clemson Regional, 19-6 (June 3, 2018)
Defeated a Top 20 ranked team at home _____ vs. #19 Kentucky, 8-1 (May 17, 2018)
Defeated a Top 20 ranked team on the road _____ at #19 Mississippi State, 4-3 (March 18, 2018)
Defeated a Top 20 ranked team at a neutral site _____ vs. #8 Clemson @ Clemson Regional, 19-6 (June 3, 2018)

Defeated a Top 15 ranked team _____ vs. #8 Clemson @ Clemson Regional, 19-6 (June 3, 2018)
Defeated a Top 15 ranked team at home _____ vs. #5 Ole Miss, 8-7 (April 15, 2018)
Defeated a Top 15 ranked team on the road _____ at #11 UCLA, 6-3 (March 10, 2018)
Defeated a Top 15 ranked team at a neutral site _____ vs. #8 Clemson @ Clemson Regional, 19-6 (June 3, 2018)

Defeated a Top 10 ranked team _____ vs. #8 Clemson @ Clemson Regional, 19-6 (June 3, 2018)
Defeated a Top 10 ranked team at home _____ vs. #5 Ole Miss, 8-7 (April 15, 2018)
Defeated a Top 10 ranked team on the road _____ at #1 Florida, 5-0 (May 14, 2016)
Defeated a Top 10 ranked team at a neutral site _____ vs. #8 Clemson @ Clemson Regional, 19-6 (June 3, 2018)

Defeated a Top 5 ranked team _____ vs. #5 Ole Miss, 8-7 (April 15, 2018)
Defeated a Top 5 ranked team at home _____ vs. #5 Ole Miss, 8-7 (April 15, 2018)
Defeated a Top 5 ranked team on the road _____ at #1 Florida, 5-0 (May 14, 2016)
Defeated a Top 5 ranked team at a neutral site _____ vs. #1 Texas A&M, 6-5 (May 25, 2016)

Defeated a #1 ranked team _____ vs. #1 Texas A&M, 6-5 (May 25, 2016)
Defeated a #1 ranked team at home _____ vs. **#1 Kentucky, 4-3 (April 28, 2012)**
Defeated a #1 ranked team on the road _____ at #1 Florida, 5-0 (May 14, 2016)
Defeated a #1 ranked team at a neutral site _____ vs. #1 Texas A&M, 6-5 (May 25, 2016)

Won a series against a Top 25 ranked team _____ vs. #19 Kentucky: 8-1, 5-1, 9-6 (May 15-17, 2018)
Won a series against a Top 10 ranked team _____ vs. #5 Ole Miss: 3-11, 8-7, 8-7 (April 13-15, 2018)
Won a series against a Top 25 ranked team at home _____ vs. #19 Kentucky: 8-1, 5-1, 9-6 (May 15-17, 2018)
Won a series against a Top 10 ranked team at home _____ vs. #5 Ole Miss: 3-11, 8-7, 8-7 (April 13-15, 2018)
Won a series against a Top 25 ranked team on the road _____ at #19 Miss. St.: 5-0, 10-1, 4-3 (March 16-18, 2018)
Won a series against a Top 10 ranked team on the road _____ at #4 Florida: 0-1, 3-0, 16-2 (May 8-10, 2014)
Swept a series against a Top 25 ranked team _____ vs. #19 Kentucky: 8-1, 5-1, 9-6 (May 15-17, 2018)
Swept a series against a Top 10 ranked team _____ 2 games, at #1 Arkansas, 9-0, 13-6 (April 10-11, 2009)
_____ Have not swept a 3-game series in the Tim Corbin era
Played to a tie _____ vs. Alabama, 3-3 - 8 inn. (May 20, 2017)

Hit back-to-back home runs _____ Julian Infante (solo), Harrison Ray (solo) - 8th inning at Clemson (June 3, 2018)
Hit back-to-back HR twice in a game _____ Connor Kaiser (3R), Philip Clarke (solo) - 3rd inn;
_____ Julian Infante (solo), Harrison Ray (solo) - 8th inn at Clemson (June 3, 2018)
Had multiple players hit 2-or-more home runs _____
_____ Stephen Scott (2), Philip Clarke (2), Connor Kaiser (3) at Clemson (June 3, 2018)
Hit 2 or more home runs in an inning _____ 2, 8th inning, vs. Clemson (June 3, 2018)
Hit 3 or more home runs in an inning _____ 3, 3rd inning, vs. San Diego (Feb. 21, 2016)
Hit 5 or more home runs in a game _____ 9, vs. #8 Clemson @ NCAA Clemson Regional (June 3, 2018)
Hit 6 or more home runs in a game _____ 9, vs. #8 Clemson @ NCAA Clemson Regional (June 3, 2018)
Hit 8 or more home runs in a game _____ 9, vs. #8 Clemson @ NCAA Clemson Regional (June 3, 2018)
Hit multiple grand slams in a season _____ 2 (Ethan Paul, Connor Kaiser) (2018)
Hit 3 or more grand slams in a season _____ 4 (Zander Wiel, Zander Wiel, Karl Ellison, Wiel) (2015)
Hit 4 or more grand slams in a season _____ 4 (Zander Wiel, Zander Wiel, Karl Ellison, Wiel) (2015)

Homered in 3 or more consecutive innings _____ 4, vs. Clemson, 5th-6th-7th-8th (June 3, 2018)
Homered in 5 or more consecutive games _____ 8 games (May 8-19, 2018)
Homered in 6 or more consecutive games _____ 8 games (May 8-19, 2018)
Homered in 9 or more consecutive games _____ 9 games (Feb. 17-28, 2018)
Homered in 10 or more consecutive games _____ 10 games (May 9-27, 2010)

Scored 10 or more runs in 3 consecutive games _____ 3 games (Feb. 21-24, 2018)
Scored 10 or more runs in 4 consecutive games _____ 4 games (April 9-14, 2013)
Scored 10 or more runs in 5 or more consecutive games _____ 6 games (April 22-May 1, 2011)
Scored 15 or more runs in a game _____ 19, vs. Clemson (June 3, 2018)
Scored 20 or more runs in a game _____ 21 vs. Middle Tennessee (May 15, 2018)

Scored 10 or more runs in a loss _____ 15-16, 10 inn. - at LSU (May 7, 2010)
Scored 15 or more runs in a loss _____ 15-16, 10 inn. - at LSU (May 7, 2010)
Scored 17 or more runs in a loss _____ 17-22, vs. Michigan State (March 20, 1993)
Scored 20 or more runs in a loss _____ Never Happened

Scored 10 or more unanswered runs _____ 18, vs. Middle Tennessee (May 15, 2018)
Scored 15 or more unanswered runs _____ 18, vs. Middle Tennessee (May 15, 2018)
Scored 20 or more unanswered runs _____ 21, vs. Radford @ NCAA Nashville Regional (June 1, 2015)

Scored in 5 consecutive innings _____ 5, (5th-9th inn.) vs. #8 Clemson (June 3, 2018)
Scored in 6 consecutive innings _____ 6, (1st-6th) vs. UIC (Feb. 23, 2014)
Scored 5 or more runs in the first inning _____ 8, vs. Alabama (May 19, 2017)
Scored 7 or more runs in the first inning _____ 8, vs. Alabama (May 19, 2017)

Scored in the first inning in 4 or more consecutive games _____ 4 games, vs. MTSU & Kentucky (May 15-19, 2018)
Scored 7 or more runs in an inning _____ 8 (5th inn.) vs. Virginia (Feb. 15, 2019)
Scored 10 or more runs in an inning _____ 14 (3rd inn.) vs. Middle Tennessee (May 15, 2018)
Scored 4 or more runs in three different innings _____ 5 (1st inn), 8 (4th inn) & 4 (7th inn) vs. Alabama (May 18, 2017)

Scored 10 or more runs in a road game _____ 10, at #19 Mississippi State (March 17, 2018)
Scored 15 or more runs in a road game _____ 21, at Middle Tennessee (April 18, 2017)
Scored 20 or more runs in a road game _____ 21, at Middle Tennessee (April 18, 2017)
Scored 25 or more runs in a road game _____ Never Happened

Allowed 10 or more runs in a loss _____ 10, vs. #19 TCU (Feb. 17, 2019)
Allowed 10 or more runs in a win _____ 10, vs. Belmont (March 22, 2017)
Allowed 15 or more runs in a game _____ 20, vs. Florida (April 15, 2017)
Allowed 20 or more runs in a game _____ 20, vs. Florida (April 15, 2017)
Allowed 7 or more runs in an inning _____ 7, 5th inn. - vs. Auburn (May 6, 2018)
Allowed 10 or more runs in an inning _____ 13, 7th inn. @ NCAA Nashville Regional (June 4, 2016)
Allowed 5 or more runs in the first inning _____ 7, vs. Texas A&M @ SEC Tournament (May 27, 2016)

Overcame a deficit of 4 or more runs in a win _____ 4, vs. Indiana State (Feb. 28, 2018)
Overcame a deficit of 5 or more runs in a win _____ 6, vs. St. Mary's (March 10, 2017)
Overcame a deficit of 6 or more runs in a win _____ 6, vs. St. Mary's (March 10, 2017)
Overcame a deficit of 7 or more runs in a win _____ 10, vs. Illinois State (March 1, 2015)
Overcame a deficit of 8 or more runs in a win _____ 10, vs. Illinois State (March 1, 2015)
Overcame a deficit of 9 or more runs in a win _____ 10, vs. Illinois State (March 1, 2015)

Squandered a lead of 4 or more runs in a loss _____ 4, vs. South Carolina (April 29, 2018)
Squandered a lead of 5 or more runs in a loss _____ 7, vs. South Carolina (April 27, 2018)
Squandered a lead of 6 or more runs in a loss _____ 7, vs. South Carolina (April 27, 2018)
Squandered a lead of 7 or more runs in a loss _____ 7, vs. South Carolina (April 27, 2018)

Had 15 or more hits in a game _____ 17, vs. Virginia (Feb. 15, 2019)
Had 15 or more hits in a win _____ 17, vs. Virginia (Feb. 15, 2019)
Had 20 or more hits in a win _____ 20, vs. #8 Clemson @ NCAA Clemson Regional (June 3, 2018)
Had 30 or more hits in a game _____ 30, vs. Alabama (April 17, 1988)
Had 50 or more hits in an SEC series _____ 54, vs. Missouri (April 12-14, 2013)
Had 15 or more hits in a loss _____ 17, vs. Florida (April 15, 2017)

Had 10 or more total bases in a game _____ Connor Kaiser (14) at Clemson (June 3, 2018)

Had at least 15 hits in back-to-back games _____ 18, 16, vs. St. John's + vs. Clemson (June 2-3, 2017)
Had at least 10 hits in 5 or more consecutive games _____ 7 games (Feb. 18-27, 2018)
Had at least 10 hits in 7 or more consecutive games _____ 7 games (Feb. 18-27, 2018)
Had at least 10 hits in 8 or more consecutive games _____ 8 games (Feb. 27-March 12, 2010)

Had 5 or more doubles in a game _____ 5, vs. UMass-Lowell (Feb. 23, 2018)
Had 6 or more doubles in a game _____ 8, at Clemson (June 3, 2017)
Had 7 or more doubles in a game _____ 8, at Clemson (June 3, 2017)
Allowed 5 or more doubles in a game _____ 5, vs. Houston @ Minute Maid Park (March 4, 2018)
Allowed 6 or more doubles in a game _____ 6, at Tennessee (May 4, 2012)

Had 2 or more triples in a game _____ 2, vs. Virginia (Feb. 15, 2019)
Had 3 or more triples in a game _____ 4, vs. Radford (May 31, 2015)
Had 4 or more triples in a game _____ 4, vs. Radford (May 31, 2015)
Allowed 2 or more triples in a game _____ 2, vs. Belmont (March 22, 2017)
Allowed 3 or more triples in a game _____ 3, vs. Texas A&M (April 11, 2014)

THE LAST TIME VANDERBILT...

Allowed 3 or more home runs in a game _____ 3, by Kentucky (May 19, 2018)
Allowed 4 or more home runs in a game _____ 4, vs. Sam Houston State @ Minute Maid Park (March 2, 2018)
Allowed 5 or more home runs in a game _____ 5, at Auburn (March 27, 2009)

Did not draw a walk in a game _____ at Auburn (May 6, 2018)
Walked 10 or more times in a game _____ 19, vs. Middle Tennessee (May 15, 2018)
Walked 15 or more times in a game _____ 19, vs. Middle Tennessee (May 15, 2018)
Allowed 0 walks in a game _____ at Missouri (April 21, 2018)
Allowed 0 walks in back-to-back games _____ at San Diego, DH (Feb. 20, 2011)
Allowed 10 or more walks in a game _____ 10, vs. South Carolina @ SEC Tournament (May 23, 2017)
Allowed 12 or more walks in a game _____ 12, vs. Evansville (March 3, 2015)
Allowed 10-plus walks in back-to-back games _____ 12, vs. Illinois State; 12, vs. Evansville (March 1-3, 2015)

Did not strikeout in a game _____ vs. Tennessee-Martin (Feb. 23, 2005)
Struck out 12 or more times in a game _____ 16, vs. Mississippi St. @ Nashville Super Regional (June 10, 2018)
Struck out 15 or more times in a game _____ 16, vs. Mississippi St. @ Nashville Super Regional (June 10, 2018)
Struck out 13 or more batters in a game _____ 14, at Mississippi State (March 17, 2018)
Struck out 15 or more opposing batters in a game _____ 16, vs. Tennessee Tech (April 11, 2017)
Struck out 20 or more opposing batters in a game _____ 22, vs. Ole Miss (April 10, 2015)
Struck out 10 or more opposing batters in 5 consecutive games _____ 7 games (March 9-21, 2018)
Struck out 10 or more opposing batters in 8 consecutive games _____ 8 games (April 7-18, 2009)

Pitching staff held opponent scoreless for 10 consecutive inn. in a game _____ 11 inn. at Missouri (March 26, 2016)

Had 5 or more hit batters in a game _____ 5, by Arkansas (March 14, 2015)
Had 6 or more hit batters in a game _____ 6, by Rhode Island (March 4, 2012)

Had 5 or more stolen bases in a game _____ 5, vs. South Carolina (April 29, 2018)
Had 6 or more stolen bases in a game _____ 6, vs. LSU (March 23, 2018)
Had 7 or more stolen bases in a game _____ 7, vs. UMass-Lowell (Feb. 25, 2018)
Had 8 or more stolen bases in a game _____ 8, vs. UNC-Wilmington (June 1, 2012)

Left 12 or more runners on base _____ 17, vs. Mississippi State @ Nashville Super Regional (June 10, 2018)
Left 15 or more runners on base _____ 17, vs. Mississippi State @ Nashville Super Regional (June 10, 2018)
Left 16 or more runners on base _____ 17, vs. Mississippi State @ Nashville Super Regional (June 10, 2018)

Committed 4 or more errors in a game _____ 4, vs. Xavier @ Nashville Regional (June 4, 2016)
Committed 5 or more errors in a game _____ 6, at Middle Tennessee (March 22, 2016)
Committed 6 or more errors in a game _____ 6, at Middle Tennessee (March 22, 2016)

Combined for a no-hitter _____ at Western Kentucky (J. Lewis, N. Pilkington, J. Scott, M. Buschmann), May 6, 2003
Combined for a perfect game _____ at Western Kentucky (J. Lewis, N. Pilkington, J. Scott, M. Buschmann), May 6, 2003
Combined on a one-hitter _____ vs. Quinnipiac (T. Ferguson, R. Johnson, M. Ruppenthal, B. Bowden), March 11, 2015
Combined on a two-hitter _____ vs. UT Martin (C. Day, J. Gillis, C. Snider, R. Hayes), April 4, 2017
Combined on a three-hitter _____ vs. Duke (D. Fellows, J. Gillis, A. Brown), Feb. 16, 2018
Was no-hit _____ at Texas A&M (Kyle Simonds, 9.0), May 7, 2016

Started six true freshmen _____ at Auburn (Austin Martin - LF, Philip Clarke - DH, Pat DeMarco - RF, _____ Jayson Gonzalez - SS, Garrett Blaylock - 3B, Mason Hickman - SP), May 6, 2018

HITTING:
Hit an inside-the-park home run _____ Will Toffey vs. Belmont (March 22, 2017)
Hit a pinch-hit home run _____ Stephen Scott vs. Louisville (May 1, 2018)
Hit a grand slam _____ Philip Clarke vs. Cal State Fullerton (Feb. 16, 2019)
Hit a grand slam on the road _____ Connor Kaiser at Clemson (June 3, 2018)

Hit a walk-off home run _____ JJ Bleday vs. Mississippi State (June 9, 2018)

Hit 2 or more home runs in a game _____ Stephen Scott (2), Philip Clarke (2), Connor Kaiser (3) at Clemson (June 3, 2018)
Hit 3 or more home runs in a game _____ Connor Kaiser (3) at Clemson (June 3, 2018)

Hit for the cycle _____ Clinton Johnston vs. Kentucky (April 28, 1996)
Hit for the cycle in an SEC game _____ Clinton Johnston vs. Kentucky (April 28, 1996)

Had a 20-game hit streak _____ Xavier Turner, 27 (March 4-April 22, 2014)
Had a 25-game hit streak _____ Xavier Turner, 27 (March 4-April 22, 2014)

Had a walk-off base hit _____ JJ Bleday, solo home run, vs. Mississippi State (June 9, 2018)

Had 2 hits in an inning _____ Austin Martin (3B, 2B) vs. Cal State Fullerton (Feb. 15, 2019)
Had 5 or more hits in a game _____ Connor Kaiser (5) at Clemson (June 3, 2018)

Had 5 or more RBIs in a game _____ **Philip Clarke (5) vs. Cal State Fullerton (Feb. 16, 2019)**
Had 6 or more RBIs in a game _____ Connor Kaiser (10) at Clemson (June 3, 2018)
Had 7 or more RBIs in a game _____ Connor Kaiser (10) at Clemson (June 3, 2018)
Had 10 or more RBIs in a game _____ Connor Kaiser (10) at Clemson (June 3, 2018)

Stole home _____ Ethan Paul vs. Auburn (May 19, 2016)
Had a triple steal _____ Ethan Paul (home), Jeren Kendall (3rd), Bryan Reynolds (2nd) vs. Auburn (May 19, 2016)
Had 3 or more stolen bases in a game _____ Austin Martin (3) vs. Presbyterian (Feb. 21, 2018)

PITCHING:
Threw a 9-inning no-hitter _____ Doug Wessel vs. Belmont (April 19, 1971)

Struck out 10 or more batters in a game _____ Chandler Day, 10 vs. Georgia (April 6, 2018)
Struck out 15 or more batters in a game _____ Kevin Ziomek, 15 vs. Illinois-Chicago (March 1, 2013)
Struck out 7 or more batters in career debut _____ 7, Mason Hickman vs. Duke (Feb. 18, 2018)

Pitched a 7-inning, complete game _____ Mason Hickman vs. LSU (March 25, 2018)
Pitched 9 or more innings _____ 9.0, Kyle Wright vs. Missouri (May 6, 2017)
Pitched 9 or more scoreless innings _____ 9.0, Kyle Wright vs. Florida (April 14, 2017)
Pitched a 9-inning, complete game _____ Patrick Raby at Georgia (April 21, 2017)
Pitched a 9-inning, complete-game shutout _____ 9.0, Kyle Wright vs. Florida (April 14, 2017)
Picked up 10 or more saves in a season _____ 10, Ben Bowden (2016)
Picked up 15 or more saves in a season _____ 16, Brian Miller (2013)
Picked up win and save on same day _____ Jackson Gillis vs. Ole Miss, Win - Game 1, Save - Game 2 (April 15, 2018)
Picked up the save (true freshman) _____ Tyler Brown vs. Georgia (April 7, 2018)



The Automated ScoreBook
Overall Statistics for Vanderbilt (as of Jun 13, 2018)
(All games Sorted by Batting avg)



Record: 35-27 Home: 23-11 Away: 8-11 Neutral: 4-5 SEC: 16-14

Player	avg	gp-gs	ab	r	h	2b	3b	hr	rbi	tb	slg%	bb	hp	so	gdp	ob%	sf	sh	sb-att	po	a	e	fld%
JJ Bleday	.368	39-35	133	26	49	5	1	4	15	68	.511	31	2	23	4	.494	0	0	2-3	72	1	0	1.000
Austin Martin	.338	59-58	222	44	75	14	0	1	19	92	.414	35	12	46	1	.452	1	3	22-30	157	11	2	.988
Philip Clarke	.294	58-49	218	28	64	16	0	6	36	98	.450	27	5	40	4	.382	1	1	4-6	111	15	0	1.000
Connor Kaiser	.293	59-59	222	46	65	14	1	6	46	99	.446	31	4	52	1	.389	0	6	12-14	94	147	3	.988
Pat DeMarco	.277	62-62	242	48	67	12	2	11	43	116	.479	23	6	53	1	.353	1	0	10-13	108	5	1	.991
Stephen Scott	.268	53-47	168	42	45	11	0	15	41	101	.601	34	10	50	1	.420	0	1	6-8	302	37	4	.988
Ethan Paul	.237	62-62	228	43	54	12	1	10	44	98	.430	30	14	64	2	.358	2	1	18-19	96	146	6	.976
Julian Infante	.193	50-48	161	16	31	5	1	2	18	44	.273	16	4	72	2	.276	4	2	1-1	367	20	3	.992

Ty Duvall	.270	31-15	63	13	17	3	1	3	10	31	.492	15	0	19	2	.405	1	0	1-1	152	11	1	.994
Harrison Ray	.242	42-22	91	13	22	4	3	1	14	35	.385	6	3	26	2	.307	1	0	5-6	28	33	6	.910
Alonzo Jones	.236	37-33	110	23	26	4	3	2	9	42	.382	14	1	32	1	.328	0	3	16-16	74	2	0	1.000
Garrett Blaylock	.231	18-3	26	4	6	2	0	0	6	8	.308	1	0	10	0	.259	0	0	0-0	10	10	2	.909
Jayson Gonzalez	.225	44-39	138	21	31	3	0	5	28	49	.355	11	1	56	4	.287	0	0	1-1	13	51	9	.877
Cooper Davis	.182	9-3	11	3	2	0	0	0	4	2	.182	2	0	1	0	.286	1	0	1-1	3	0	0	1.000
Walker Grisanti	.139	21-10	36	12	5	1	0	1	5	9	.250	18	3	16	0	.448	1	1	2-3	12	0	0	1.000
Kiambu Fentress	.000	10-0	5	2	0	0	0	0	1	0	.000	0	0	2	0	.000	0	0	0-0	2	0	0	1.000
Tyler Solomon	.000	6-0	4	2	0	0	0	0	0	0	.000	2	0	3	0	.333	0	0	0-0	2	0	0	1.000
Mason Hickman	.000	1-1	0	0	0	0	0	0	0	0	.000	0	0	0	0	.000	0	0	0-0	3	4	0	1.000
Patrick Raby	.000	2-2	0	0	0	0	0	0	0	0	.000	0	0	0	0	.000	0	0	0-0	3	9	0	1.000
Tyler Brown	.000	1-1	0	0	0	0	0	0	0	0	.000	0	0	0	0	.000	0	0	0-0	0	3	0	1.000
Drake Fellows	.000	5-5	0	0	0	0	0	0	0	0	.000	0	0	0	0	.000	0	0	0-0	4	13	1	.944
Zach King	.000	2-2	0	0	0	0	0	0	0	0	.000	0	0	0	0	.000	0	0	0-0	3	7	1	.909
Chandler Day	.000	2-2	0	0	0	0	0	0	0	0	.000	0	0	0	0	.000	0	0	0-0	1	4	1	.833
Totals	.269	62	2078	386	559	106	13	67	339	892	.429	296	65	565	25	.375	13	18	101-122	1622	548	41	.981
Opponents	.243	62	1998	280	486	84	8	45	254	721	.361	239	53	567	34	.336	26	31	50-71	1587	494	60	.972

LOB - Team (497), Opp (447). DPs turned - Team (43), Opp (33). CI - Team (2), Duvall 1, Scott 1. IBB - Team (7), Bleday 3, Martin 1, DeMarco 1, Clarke 1, Scott 1, Opp (3). Picked off - Martin 2, Infante 1, Clarke 1, Gonzalez 1, Paul 1.

(All games Sorted by Earned run avg)

Player	era	w-l	app	gs	cg	sho	sv	ip	h	r	er	bb	so	2b	3b	hr	b/avg	wp	hp	bks	sfa	sha
Patrick Raby	3.57	5-5	16	12	0	0/1	0	68.0	69	29	27	33	57	11	2	6	.271	6	5	0	2	4
Drake Fellows	3.92	7-4	16	16	0	0/3	0	96.1	75	47	42	35	107	8	1	7	.217	12	7	1	4	6
Mason Hickman	5.21	8-2	16	13	1	1/0	0	74.1	71	45	43	30	66	14	1	10	.254	4	3	2	5	2

AJ Franklin	0.00	0-0	3	0	0	0/1	0	2.2	0	0	0	1	2	0	0	0	.000	0	0	0	0	0
Erik Kaiser	0.00	0-0	2	0	0	0/0	0	2.0	1	0	0	0	3	1	0	0	.143	0	0	0	0	0
Hugh Fisher	1.93	2-0	8	0	0	0/0	0	9.1	6	5	2	6	8	0	0	0	.194	2	2	0	0	0
Maddux Conger	2.21	2-0	11	1	0	0/0	1	20.1	18	9	5	14	22	4	0	1	.237	8	1	0	0	1
Justin Wilson	2.84	0-0	7	0	0	0/0	0	6.1	2	2	2	4	9	0	0	0	.111	1	2	0	1	1
Paxton Stover	3.38	0-0	9	0	0	0/0	0	10.2	10	4	4	4	13	1	0	0	.263	1	1	0	0	2
Chandler Day	3.46	2-1	20	3	0	0/1	4	41.2	28	17	16	18	47	6	1	2	.193	7	6	0	2	3
Zach King	3.46	1-4	21	3	0	0/1	3	52.0	45	22	20	21	51	8	0	1	.237	2	6	0	1	3
Reid Schaller	3.77	1-1	21	2	0	0/1	1	28.2	33	14	12	9	39	7	1	2	.287	2	3	0	2	2
Jackson Gillis	4.81	4-1	20	1	0	0/0	1	33.2	33	19	18	17	44	7	1	5	.256	6	7	2	3	3
Jake Eder	5.45	1-4	11	9	0	0/0	0	33.0	25	22	20	22	37	5	0	4	.210	4	1	0	2	3
Aaron Brown	5.93	1-0	11	0	0	0/0	0	13.2	16	10	9	7	13	2	1	3	.281	0	2	0	0	0
Tyler Brown	6.03	1-5	20	2	0	0/0	3	37.1	42	26	25	11	41	8	0	3	.286	2	4	0	2	1
Justin Willis	7.59	0-0	10	0	0	0/0	0	10.2	12	9	9	7	8	2	0	1	.293	3	3	1	2	0
Totals	4.23	35-27	62	62	1	4/3	13	540.2	486	280	254	239	567	84	8	45	.243	60	53	6	26	31
Opponents	5.95	27-35	62	62	2	2/2	12	529.0	559	386	350	296	565	106	13	67	.269	69	65	13	13	18

PB - Team (9), Scott 5, Duvall 2, Clarke 2, Opp (16). Pickoffs - Team (7), King 2, Scott 1, Raby 1, Clarke 1, Stover 1, Fellows 1, Opp (6). SBA/ATT - Scott (22-34), Duvall (13-19), Clarke (15-17), King (11-11), Hickman (6-10), Raby (4-8), Eder (7-8), Fellows (2-7), T. Brown (5-5), Schaller (4-5), Fisher (1-4), Day (2-3), Gillis (1-3), Conger (2-2), Stover (2-2), Wilson (1-1), A. Brown (1-1), Willis (1-1).



The Automated ScoreBook
Overall Statistics for Vanderbilt (as of Feb 18, 2019)
(All games Sorted by Batting avg)



Record: 2-1 Home: 0-0 Away: 0-0 Neutral: 2-1 SEC: 0-0

Player	avg	gp-gs	ab	r	h	2b	3b	hr	rbi	tb	slg%	bb	hp	so	gdp	ob%	sf	sh	sb-att	po	a	e	fld%
Austin Martin	.600	3-3	10	9	6	1	1	0	1	9	.900	5	1	1	0	.750	0	0	0-1	12	7	0	1.000
Ethan Paul	.538	3-3	13	3	7	3	0	1	4	13	1.000	0	1	0	0	.571	0	0	0-0	5	7	0	1.000
Stephen Scott	.455	3-3	11	3	5	1	0	0	6	6	.545	3	0	2	0	.571	0	0	0-0	17	3	0	1.000
JJ Bleday	.375	3-3	16	3	6	0	0	1	3	9	.563	0	0	4	0	.375	0	0	0-0	8	0	0	1.000
Jayson Gonzalez	.333	3-3	12	3	4	1	0	0	2	5	.417	1	0	5	0	.385	0	0	0-0	1	5	1	.857
Philip Clarke	.308	3-3	13	2	4	1	0	1	8	8	.615	0	1	2	0	.357	0	0	0-0	20	3	1	.958
Cooper Davis	.250	3-3	12	5	3	0	1	0	1	5	.417	3	0	1	0	.400	0	0	0-0	3	0	0	1.000
Justyn-Henry Malloy	.143	2-0	7	0	1	0	0	0	1	1	.143	1	0	2	1	.250	0	0	0-0	0	0	0	.000
Pat DeMarco	.133	3-3	15	1	2	1	0	0	0	3	.200	0	0	4	0	.133	0	0	0-0	7	0	0	1.000

Walker Grisanti	.000	1-0	2	1	0	0	0	0	0	0	.000	1	0	2	0	.333	0	0	0-0	0	0	0	.000
Ty Duvall	.000	2-0	1	0	0	0	0	0	0	0	.000	1	0	1	0	.500	0	0	0-0	2	0	0	1.000
Dominic Keegan	.000	1-0	1	0	0	0	0	0	0	0	.000	0	0	1	0	.000	0	0	0-0	0	0	0	.000
Julian Infante	.000	1-1	1	0	0	0	0	0	0	0	.000	1	0	1	0	.500	0	0	0-1	2	0	0	1.000
Matt Hogan	.000	1-0	1	0	0	0	0	0	0	0	.000	0	0	1	0	.000	0	0	0-0	0	0	0	.000
Sterling Hayes	.000	1-0	0	1	0	0	0	0	0	0	.000	1	0	0	0	1.000	0	0	0-0	0	1	0	1.000
Isaiah Thomas	.000	1-0	0	0	0	0	0	0	0	0	.000	0	0	0	0	.000	0	0	0-0	0	0	0	.000
Patrick Raby	.000	1-1	0	0	0	0	0	0	0	0	.000	0	0	0	0	.000	0	0	0-0	0	0	0	.000
Drake Fellows	.000	1-1	0	0	0	0	0	0	0	0	.000	0	0	0	0	.000	0	0	0-0	1	0	0	1.000
Totals	.330	3	115	31	38	8	2	3	26	59	.513	17	3	27	1	.430	0	0	0-2	78	26	2	.981
Opponents	.305	3	105	28	32	7	0	2	28	45	.429	17	4	24	1	.411	3	0	2-2	78	24	3	.971

LOB - Team (26), Opp (23). DPs turned - Team (3), Opp (1).

(All games Sorted by Earned run avg)

Player	era	w-l	app	gs	cg	sho	sv	ip	h	r	er	bb	so	2b	3b	hr	b/avg	wp	hp	bk	sfa	sha
Patrick Raby	1.59	1-0	1	1	0	0/0	0	5.2	4	1	1	3	2	0	0	0	.200	0	0	0	0	0
Zach King	2.25	0-0	1	0	0	0/0	1	4.0	4	1	1	1	4	0	0	0	.267	0	0	0	0	0
Mason Hickman	6.75	0-0	1	0	0	0/0	0	4.0	3	3	3	2	4	1	0	0	.231	0	0	0	1	0
Drake Fellows	11.25	0-0	1	1	0	0/0	0	4.0	5	5	5	3	5	2	0	0	.294	0	1	0	1	0

Jake Eder	0.00	0-0	1	0	0	0/0	0	1.0	0	0	0	0	2	0	0	0	.000	0	0	0	0	0
Hugh Fisher	0.00	0-0	1	0	0	0/0	0	0.1	1	0	0	0	1	0	0	0	.500	0	0	0	0	0
Ethan Smith	9.00	0-0	1	0	0	0/0	0	2.0	1	2	2	1	1	1	0	0	.143	0	1	0	0	0
Tyler Brown	10.80	0-0	1	0	0	0/0	0	1.2	5	2	2	0	1	1	0	0	.556	0	0	0	1	0
Chance Huff	27.00	1-0	1	0	0	0/0	0	1.0	2	3	3	2	2	1	0	0	.400	0	0	0	0	0
Kumar Rocker	33.75	0-1	1	1	0	0/0	0	1.1	5	5	5	2	1	1	0	0	.556	0	1	0	0	0
AJ Franklin	54.00	0-0	1	0	0	0/0	0	1.0	2	6	6	3	1	0	0	2	.400	0	1	0	0	0
Totals	9.69	2-1	3	3	0	0/0	1	26.0	32	28	28	17	24	7	0	2	.305	0	4	0	3	0
Opponents	9.00	1-2	3	3	0	0/0	0	26.0	38	31	26	17	27	8	2	3	.330	5	3	0	0	0

PB - Team (1), Clarke 1. SBA/ATT - Clarke (2-2), Brown (1-1), Hickman (1-1).

NUMERICAL ROSTER

No.	Name	Pos.	B/T	Ht.	Wt.	Cl.	Hometown/High School
2	Harrison Ray	IF	R/R	5-11	200	Jr.	Longwood, Fla./Lake Brantley
3	Cooper Davis	OF	L/R	5-10	175	So.	Mississauga, Ontario/St. Aloysius Gonzaga
5	Philip Clarke	C	L/R	5-11	190	So.	Franklin, Tenn./Chris Presbyterian Academy
6	Tate Kolwyck	IF	R/R	5-11	185	Fr.	Memphis, Tenn./Arlington
8	Isaiah Thomas	OF	R/R	6-2	190	Fr.	Palm Beach Gardens, Fla./The Benjamin School
10	Ethan Paul	IF	L/R	5-10	180	Sr.	Bellevue, Wash./International School
11	Matt Hogan	OF	L/R	6-0	190	Fr.	Melville, N.Y./Half Hollow Hills East
12	Dominic Keegan	UTL	R/R	6-0	210	Fr.	Methuen, Mass./Central Catholic
13	Kiambu Fentress	OF	R/R	6-0	175	R-Jr.	Nashville, Tenn./Ensworth
16	Austin Martin	UTL	R/R	6-0	175	So.	Jacksonville, Fla./Trinity Christian Academy
17	Walker Grisanti	OF	L/R	5-11	195	Sr.	Collierville, Tenn./Christian Brothers
18	Pat DeMarco	OF	R/R	5-9	192	So.	Staten Island, N.Y./Winder-Barrow
19	Stephen Scott	UTL	L/R	5-11	200	Sr.	Cary, N.C./Cardinal Gibbons
20	Ty Duvall	C	L/R	5-10	185	Jr.	Lebanon, Ohio/Lebanon
21	Tyler Brown	RHP	R/R	6-4	233	So.	Ashland, Ohio/Olentangy Orange
22	Julian Infante	IF	R/R	6-3	210	Sr.	Miami, Fla./Westminister Christian
27	Ethan Smith	RHP	R/R	6-1	200	Fr.	Mt. Juliet, Tenn./Mt. Juliet
29	Patrick Raby	RHP	R/R	6-3	230	Sr.	Knoxville, Tenn./Farragut
30	Sterling Hayes	IF	R/R	6-1	190	Fr.	San Diego, Calif./Francis Parker
32	Hugh Fisher	LHP	R/L	6-5	187	So.	Eads, Tenn./Briarcrest Christian
33	Erik Kaiser	RHP	R/R	6-4	215	So.	Waterloo, Ill./Waterloo
34	Zach King	LHP	L/L	6-6	212	Jr.	Spring Hill, Tenn./Spring Hill
35	Jackson Gillis	LHP	R/L	6-3	235	Jr.	Wilmington, Mass./Wilmington
36	John Malcom	UTL	L/L	6-3	220	Fr.	West Bloomfield, Mich./Detroit Country Day
39	Jake Eder	LHP	L/L	6-4	220	So.	Ocean Ridge, Fla./Calvary Christian Academy
42	Justyn-Henry Malloy	UTL	R/R	6-2	210	Fr.	Bergenfield, N.J./St. Joseph Regional
43	Austin Becker	RHP	R/R	6-5	190	Fr.	Columbus, Ohio/Big Walnut
44	Mason Hickman	RHP	R/R	6-6	230	So.	Hendersonville, Tenn./Pope John Paull II
45	Chance Huff	RHP	R/R	6-4	210	Fr.	Niceville, Fla./Niceville
49	AJ Franklin	LHP	L/L	6-1	180	R-Jr.	Lebanon, Tenn./Wilson Central
50	Kumar Rocker	RHP	R/R	6-4	255	Fr.	Athens, Ga./North Oconee
51	JJ Bleday	OF	L/L	6-3	205	Jr.	Panama City Beach, Fla./A. Crawford Mosley
55	Joe Gobillot	LHP	L/L	6-6	228	R-Fr.	Houston, Texas/St. John's
66	Drake Fellows	RHP	L/R	6-5	216	Jr.	Plainfield, Ill./Joliet Catholic Academy
99	Jayson Gonzalez	IF	R/R	6-2	207	So.	Covina, Calif./Bishop Amat

Head Coach: 4 Tim Corbin (Ohio Wesleyan, 1984) - 17th Season at Vanderbilt
Associate Head Coach: 26 Scott Brown (SUNY-Cortland, 1999)
Assistant Coach: 24 Mike Baxter (Vanderbilt, 2005)
Volunteer Coach: 1 David Macias (Vanderbilt, 2008)
Athletic Trainer: Tracy Campbell (James Madison, 2008)
Strength & Conditioning Coach: Chris Ham (Illinois, 2005)
Director of Baseball Operations: Brooks Webb (Birmingham Southern, 2011)
Director of Player Development: Brandon Barak (Illinois, 2012)
Video Coordinator: Josh Ruchotzke (Vanderbilt, 2017)
Equipment Manager: Kevin Collins (Purdue, 2015)

PRONUNCIATION CHART

JJ Bleday _____ bleh-DAY
Kiambu Fentress _____ key-AHM-boo
Joe Gobillot _____ GAW-buh-lo
Walker Grisanti _____ greh-sahn-TEE
Tate Kolwyck _____ COLE-wick
Methuen, Massachusetts _____ METH-OO-EN
Patrick Raby _____ ray-BEE
Kumar Rocker _____ KOO-mar

ALPHABETICAL ROSTER


#	Name	Pos.	Yr.
43	Austin Becker	RHP	Fr.
51	JJ Bleday	OF	Jr.
21	Tyler Brown	RHP	So.
5	Philip Clarke	C	So.
3	Cooper Davis	OF	Jr.
18	Pat DeMarco	OF	So.
20	Ty Duvall	C	Jr.
39	Jake Eder	LHP	So.
66	Drake Fellows	RHP	Jr.
13	Kiambu Fentress	OF	R-Jr.
32	Hugh Fisher	LHP	So.
49	AJ Franklin	LHP	R-Jr.
35	Jackson Gillis	LHP	Jr.
55	Joe Gobillot	LHP	R-Fr.
99	Jayson Gonzalez	IF	So.
17	Walker Grisanti	OF	Sr.
30	Sterling Hayes	IF	Fr.
44	Mason Hickman	RHP	So.
11	Matt Hogan	OF	Fr.
45	Chance Huff	RHP	Fr.
22	Julian Infante	IF	Sr.
33	Erik Kaiser	RHP	So.
12	Dominic Keegan	UTL	Fr.
34	Zach King	LHP	Jr.
6	Tate Kolwyck	IF	Fr.
36	John Malcom	UTL	Fr.
42	Justyn-Henry Malloy	UTL	Fr.
16	Austin Martin	IF	So.
10	Ethan Paul	IF	Sr.
29	Patrick Raby	RHP	Sr.
2	Harrison Ray	IF	Jr.
50	Kumar Rocker	RHP	Fr.
19	Stephen Scott	UTL	Sr.
27	Ethan Smith	RHP	Fr.
8	Isaiah Thomas	OF	Fr.

EXPERIENCE BREAKDOWN


Seniors (5) _____ Grisanti, Infante, Paul, Raby, Scott
Redshirt Juniors (2) _____ Fentress, Franklin
Juniors (7) __ Bleday, Davis, Duvall, Fellows, Gillis, King, Ray
Sophomores (9) _____ Brown, Clarke, DeMarco, _____ Eder, Fisher, Gonzalez, Hickman, Kaiser, Martin
Redshirt Freshman (1) _____ Gobillot
Freshmen (11) _____ Becker, Hayes, Hogan, Huff, Keegan, _____ Kolwyck, Malcom, Malloy, Rocker, Smith, Thomas




Harrison Ray
So. ★ 5-11 ★ 200 ★ R/R
IF ★ Longwood, Fla.




Cooper Davis
So. ★ 5-10 ★ 175 ★ L/R
OF ★ Mississauga, Ontario




Philip Clarke
So. ★ 5-11 ★ 190 ★ L/R
C ★ Franklin, Tenn.




Tate Kolwyck
Fr. ★ 5-11 ★ 185 ★ R/R
IF ★ Memphis, Tenn.




Isaiah Thomas
Fr. ★ 6-2 ★ 190 ★ R/R
OF ★ Palm Beach Gardens, Fla.



Ethan Paul
Sr. ★ 5-10 ★ 180 ★ L/R
IF ★ Bellevue, Wash.




Matt Hogan
Fr. ★ 6-0 ★ 190 ★ L/R
OF ★ Melville, N.Y.




Dominic Keegan
Fr. ★ 6-0 ★ 210 ★ R/R
UTL ★ Methuen, Mass.




Kiambu Fentress
R-Jr. ★ 6-0 ★ 175 ★ R/R
OF ★ Nashville, Tenn.



Austin Martin
So. ★ 6-0 ★ 175 ★ R/R
UTL ★ Jacksonville, Fla.




Walker Grisanti
Sr. ★ 5-10 ★ 195 ★ L/R
OF ★ Collierville, Tenn.




Pat DeMarco
So. ★ 5-9 ★ 192 ★ R/R
OF ★ Staten Island, N.Y.




Stephen Scott
Sr. ★ 5-11 ★ 200 ★ L/R
UTL ★ Cary, N.C.




Ty Duval
Jr. ★ 5-10 ★ 185 ★ L/R
C ★ Lebanon, Ohio




Tyler Brown
So. ★ 6-4 ★ 233 ★ R/R
RHP ★ Ashland, Ohio




Julian Infante
Sr. ★ 6-3 ★ 210 ★ R/R
IF ★ Miami, Fla.



Ethan Smith
Fr. ★ 6-1 ★ 200 ★ R/R
RHP ★ Mt. Juliet, Tenn.




Patrick Raby
Sr. ★ 6-3 ★ 230 ★ R/R
RHP ★ Knoxville, Tenn.




Sterling Hayes
Fr. ★ 6-1 ★ 190 ★ R/R
IF ★ San Diego, Calif.




Hugh Fisher
So. ★ 6-5 ★ 187 ★ R/L
LHP ★ Eads, Tenn.




Erik Kaiser
So. ★ 6-4 ★ 215 ★ R/R
RHP ★ Waterloo, Ill.




Zach King
Jr. ★ 6-6 ★ 212 ★ L/L
LHP ★ Spring Hill, Tenn.



Jackson Gillis
So. ★ 6-3 ★ 235 ★ R/L
LHP ★ Wilmington, Mass.




John Malcom
Fr. ★ 6-3 ★ 220 ★ L/L
UTL ★ West Bloomfield, Mich.




Jake Eder
So. ★ 6-4 ★ 220 ★ L/L
LHP ★ Ocean Ridge, Fla.




Justyn-Henry Malloy
Fr. ★ 6-2 ★ 210 ★ R/R
UTL ★ Bergenfield, N.J.




Austin Becker
Fr. ★ 6-5 ★ 190 ★ R/R
RHP ★ Columbus, Ohio




Mason Hickman
So. ★ 6-6 ★ 230 ★ R/R
RHP ★ Hendersonville, Tenn.




Chance Huff
Fr. ★ 6-4 ★ 210 ★ R/R
RHP ★ Niceville, Fla.




AJ Franklin
R-Jr. ★ 6-1 ★ 180 ★ L/L
LHP ★ Lebanon, Tenn.




JJ Bleday
Jr. ★ 6-3 ★ 205 ★ L/L
OF ★ Panama City Beach, Fla.



Joe Gobillot
R-Fr. ★ 6-6 ★ 228 ★ L/L
LHP ★ Houston, Texas



Drake Fellows
So. ★ 6-5 ★ 216 ★ L/R
RHP ★ Plainfield, Ill.




Kumar Rocker
Fr. ★ 6-4 ★ 255 ★ R/R
RHP ★ Athens, Ga.




Jayson Gonzalez
So. ★ 6-2 ★ 207 ★ R/R
IF ★ Covina, Calif.




Tim Corbin
Head Coach
16th Season



Scott Brown
Associate Head Coach
6th Season



Mike Baxter
Hitting Coach
1st Season



David Macias
Volunteer Assistant Coach
1st Season