



VANDERBILT

2019 BASEBALL GAME NOTES



Vanderbilt Athletic Communications ★ 2601 Jess Neely Dr. Nashville, TN 37212
Baseball Contact: Andrew Pate ★ Cell: 713.387.9119 ★ Email: andrew.pate@vanderbilt.edu
VUCommodores.com ★ Twitter: @VandyBoys

2019 SCHEDULE/RESULTS

OVERALL: 36-9 | SEC: 16-6 | H: 25-4 | A: 7-4 | N: 4-1

FEBRUARY (6-2)

15	vs. Virginia#	W, 15-9	Talking Stick, Ariz.
16	vs. #25 Cal State Fullerton#	W, 14-9	Talking Stick, Ariz.
17	vs. #19 TCU#	L, 10-2	Talking Stick, Ariz.
20	EVANSVILLE	W, 5-4	Nashville, Tenn.
23	PEPPERDINE	CANCELLED	Nashville, Tenn.
24	PEPPERDINE (G1)	W, 6-3	Nashville, Tenn.
24	PEPPERDINE (G2)	W, 6-2	Nashville, Tenn.
26	SE MISSOURI STATE	W, 11-3	Nashville, Tenn.
27	AUSTIN PEAY	L, 7-6 (10)	Nashville, Tenn.

MARCH (16-4)

1	DAYTON	W, 11-3	Nashville, Tenn.
2	DAYTON (G1)	W, 5-1	Nashville, Tenn.
2	DAYTON (G2)	W, 2-0	Nashville, Tenn.
5	DAVIDSON	W, 24-2	Nashville, Tenn.
6	ETSU	W, 12-4	Nashville, Tenn.
8	ILLINOIS STATE	W, 10-4	Nashville, Tenn.
10	ILLINOIS STATE (G1)	W, 9-1	Nashville, Tenn.
10	ILLINOIS STATE (G2)	L, 7-3	Nashville, Tenn.
12	SAMFORD	W, 11-6	Nashville, Tenn.
15	at #19 Texas A&M*	W, 7-4	College Station, Texas
16	at #19 Texas A&M*	L, 8-7	College Station, Texas
17	at #19 Texas A&M*	L, 7-0	College Station, Texas
19	vs. Belmont^	W, 3-0	Nashville, Tenn.
21	#14 FLORIDA*	W, 5-0	Nashville, Tenn.
22	#14 FLORIDA*	W, 15-2	Nashville, Tenn.
23	#14 FLORIDA*	W, 14-2	Nashville, Tenn.
26	vs. Lipscomb^	W, 15-1	Nashville, Tenn.
29	TENNESSEE*	W, 4-2	Nashville, Tenn.
30	TENNESSEE*	W, 10-4	Nashville, Tenn.
31	TENNESSEE*	L, 7-6	Nashville, Tenn.

APRIL (13-3)

2	WESTERN KENTUCKY	W, 5-4 (10)	Nashville, Tenn.
5	at #4 Georgia*	W, 3-2 (11)	Athens, Ga.
6	at #4 Georgia*	L, 8-3	Athens, Ga.
7	at #4 Georgia*	L, 3-1	Athens, Ga.
9	at Middle Tennessee	W, 15-3	Murfreesboro, Tenn.
12	#12 ARKANSAS*	W, 3-2	Nashville, Tenn.
13	#12 ARKANSAS*	W, 12-2	Nashville, Tenn.
14	#12 ARKANSAS*	L, 14-12	Nashville, Tenn.
16	INDIANA STATE	W, 7-1	Nashville, Tenn.
19	at Alabama*	W, 7-4	Tuscaloosa, Ala.
20	at Alabama*	W, 13-5	Tuscaloosa, Ala.
21	at Alabama*	W, 2-0	Tuscaloosa, Ala.
25	#25 AUBURN*	W, 12-6	Nashville, Tenn.
26	#25 AUBURN*	W, 5-2	Nashville, Tenn.
27	#25 AUBURN*	W, 9-5	Nashville, Tenn.
30	TENNESSEE TECH	W, 21-10	Nashville, Tenn.

MAY (1-0)

3	at South Carolina*	W, 22-11	Columbia, S.C.
4	at South Carolina*	7 p.m.	Columbia, S.C.
5	at South Carolina*	12:30 p.m.	Columbia, S.C.
7	at Louisville	6 p.m.	Louisville, Ky.
10	MISSOURI*	6:30 p.m.	Nashville, Tenn.
11	MISSOURI*	2 p.m.	Nashville, Tenn.
12	MISSOURI*	Noon	Nashville, Tenn.
14	MIDDLE TENNESSEE	6:30 p.m.	Nashville, Tenn.
16	at Kentucky*	5:30 p.m.	Lexington, Ky.
17	at Kentucky*	5:30 p.m.	Lexington, Ky.
18	at Kentucky*	1 p.m.	Lexington, Ky.
21-26	SEC Tournament		Birmingham, Ala.

MLB4 Collegiate Baseball Tournament (Salt River Fields)

^ First Tennessee Park

* Southeastern Conference game

#4 VANDERBILT COMMODORES (36-9, 16-6 SEC) at **SOUTH CAROLINA GAMECOCKS** (24-21, 5-17 SEC)
May 4, 2019 ★ 7 p.m. CT ★ Columbia, S.C. ★ Founders Park (8,242)

GAME 46



VANDERBILT

Record: 36-9 Overall, 16-6 SEC

Home / Away / Neutral: 25-4 / 7-4 / 4-1

Rankings: D1: 4 | NCBWA: 2 | Coaches: 2

BA: 3 | CB: 2 | PG: 4

Head Coach: Tim Corbin

Career Record: 823-489-1 (22nd)

Record at Vanderbilt: 717-351-1 (17th)



SOUTH CAROLINA

Record: 24-21 Overall, 5-17 SEC

Home / Away / Neutral: 15-11 / 6-9 / 3-1

Rankings: D1: NR | NCBWA: NR | Coaches: NR

BA: NR | CB: NR | PG: NR

Head Coach: Mark Kingston

Career Record: 334-227-1 (10th)

Record at USC: 61-47 (2nd)

BY COMPARISON: With Friday's win at South Carolina, Vanderbilt surpassed its win total from a season ago (35).

- ★ The Commodores have won 30-plus games in 16 consecutive seasons (2004-present) and are searching for their 10th 40-plus win season in that time frame.

NINE STRAIGHT: Vandy enters Saturday having won a season-high nine-straight games. The active streak is tied for the second longest nationally. Here's a look at the stretch:

★ Category	Vanderbilt	Opponent
Average	.376	.226
Runs	98	44
Hits	129	69
Stolen Bases	17-22	4-4
ERA	4.67	9.95

BLEDINGERS: Right fielder **JJ Bleday** matched Pedro Alvarez's single-season home run record (2006) with his 22nd, coming in the fourth inning Friday at South Carolina.

- ★ Bleday overtook Tulane's Kody Hoese's for the national lead with his 16th homer in 22 games.
- ★ Bleday is looking to become the first Commodore since Scotti Madison (1979) to lead the SEC in homers.

REVENGE TOUR: Vandy went 2-12 in 2018 vs. Belmont, Lipscomb, Florida, Auburn, MTSU, Tennessee Tech and South Carolina. The squad is 11-0 vs. those teams in 2019.

★ Opponent	2018	2019
Belmont	L, 8-5	W, 3-0
Lipscomb	L, 5-1	W, 15-1
Florida	L, 8-4, 10-2, 8-2	W, 5-0, 15-2, 14-4
MTSU	L, 4-3, W, 21-4	W, 15-3
Auburn	L, 4-1, 11-5, 14-0	W, 12-6, 5-2, 9-5
Tenn. Tech	L, 6-4	W, 21-10
USC	L, 8-7, W, 8-1, L, 10-9	W, 22-11

GOLDEN SPIKES: **JJ Bleday** and **Austin Martin** have been named to the Golden Spikes Award watch list. Here's a look at their numbers compared to previous SEC winners:

- ★ Bleday: .339/.448/.757, 60 H, 22 HR, 58 RBIs
- ★ Martin: .421/.503/.640, 69 H, 5 HR, 29 RBIs
- ★ Benintendi: .376/.488/.717, 85 H, 20 HR, 57 RBIs^
- ★ Zunino: .322/.394/.669, 79 H, 19 HR, 67 RBIs#

^ Andrew Benintendi, 2015, Outfielder, Arkansas

Mike Zunino, 2012, Catcher, Florida

RPI RUNDOWN: Vandy ranks No. 2 in the RPI, holding steady there following Friday's win at South Carolina.

- ★ The Dore's are 19-7 against opponents in the RPI top 50 and 6-1 vs. foes between 51-100.
- ★ South Carolina is currently No. 74 in the RPI. Seven of the top 15 in the RPI hail from the SEC.

FEELIN' 22: Vanderbilt downed South Carolina 22-11 on Friday. The Commodores' 22 runs were their...

- ★ Most in 92 all-time meetings against South Carolina
- ★ Most ever in an SEC road game
- ★ Most in an SEC game since 1988 (27 vs. Alabama)

WITH FRIDAY'S WIN:

- ★ Vanderbilt has scored 20-plus runs in consecutive games for the first time in program history.
- ★ Vandy is 20-0 in night games and 12-0 in series openers.
- ★ The Dore's are riding a seven-game SEC win streak, the program's longest since April 20-May 16, 2013.
- ★ Vandy has won five-straight road games for the first time since March 21-April 16, 2015 (seven straight).

THE .400 CLUB: **Austin Martin** is looking to become the first Commodore since Warner Jones (2004) to bat above .400 in a season. He's also seeking to become the fifth Dore in the last 20 years to lead the SEC in average.

★ Year	SEC Leader	Average
1999	Hunter Bledsoe	.459
2004	Warner Jones	.414
2009	Aaron Westlake	.377
2013	Tony Kemp	.391

ON THE OFFENSIVE: Vanderbilt leads the SEC in batting average (.321), slugging (.525), on-base percentage (.420), runs (390), and total bases (840). The Dore's are second in hits (515), doubles (108) and home runs (63).

- ★ Vandy is the only Power 5 program to have three players with 45-plus RBIs (**JJ Bleday**, **Philip Clarke** and **Ethan Paul**).

DE-FENSE: Vandy leads the SEC and ranks fourth in the nation with a .981 fielding percentage.

- ★ In 2018, Vandy set a new school record and finished fifth nationally with a .981 fielding percentage.
- ★ The Dore's have posted a fielding percentage of .975 or better in five of the last six years.

PITCHING PROWESS: Vandy pitching entered Friday fourth nationally with 10.7 strikeouts/nine innings.

- ★ The Dore's have fanned 10-plus batters in 30 of their 45 games and nine-plus in 17 of the last 21.

THE STREAK CONTINUES: Vanderbilt's current streak of 13 consecutive NCAA Tournament appearances is the longest in the SEC and the third-longest nationally, trailing only Florida State (41) and Cal State Fullerton (27).

WATCH IT FLY: Vanderbilt has already totaled more home runs (63) than it did in six of the last eight seasons. The Dore's rank ninth nationally and second in the SEC.

- ★ Vanderbilt has homered in 11 consecutive games, its longest stretch in the last 10 seasons.

NO. 4, MR. TIM CORBIN: Head coach **Tim Corbin** is in his 17th season (2003-present) at the helm. Corbin has led the Commodores to 14 NCAA Tournaments, eight Super Regionals, three College World Series, one national championship (2014) and one runner-up (2015).

- ★ Corbin is 717-351-1 (.671) at Vandy and became the program's all-time winningest coach with a 9-4 victory on March 4, 2018 against Houston.
- ★ Under Corbin, 40 players have been named an All-American including 11 who have received first-team recognition.
- ★ In the Corbin era, 23 players have gone on to play in the Major Leagues, the most in the SEC since 2003.

LET THE KIDS PLAY: Vanderbilt's freshman class was ranked No. 2 nationally by Baseball America.

- ★ Six players appeared on the 2018 BA500, which ranks the best 500 players in the draft class.
- ★ Eight freshmen made their collegiate debuts on opening weekend. **Justyn-Henry Malloy** registered a pinch-hit RBI single and **Sterling Hayes** scored a run among notables.

DORES ON TOP: In Sept. 2017, D1Baseball.com recognized Vanderbilt as the No. 2 program nationally in the publication's bi-annual Top 100 rankings.

- ★ The list is designed to assess the overall health of programs in the current era with the ultimate goal of identifying "the programs in the best shape right now, with an eye towards the next five to 10 years."
- ★ The Commodores were ranked the nation's top program in D1Baseball's inaugural rankings (2015).

WELCOME TO THE HAWK: The Commodores have been tough to beat at Hawkins Field since the facility opened its gates in 2002. Vanderbilt boasts a 461-163-1 (.738) all-time record at its home including a 354-104-1 (.772) mark since the start of the 2007 season.

- ★ The Dores won 6-of-7 regular season three-game home series in 2018 and have won 53-of-65 three-game sets at The Hawk since 2011.

STATES' RIGHTS: Vanderbilt has faced seven in-state foes this season for a total of nine games.

- ★ The Commodores are 7-2 in those games including taking 2-of-3 against Tennessee to close March.
- ★ In nine contests vs. in-state foes, the Dores have batted .357 and averaged 11.5 runs per game. Vandy has limited foes to a .208 average and 3.62 ERA.

MAJOR LEAGUE DORES: In total, 13 former players made a MLB appearance in 2018, a mark that ranks second nationally and first in the SEC.

- ★ Tyler Beede, who made the start Friday for the Giants, became the 12th Commodore to make an MLB appearance in 2019 and sixth pitcher to make a start.

SENIOR LEADERS: Vandy's five-member senior class is its largest since carrying seven in 2008. The class includes OF **Walker Grisanti**, 1B **Julian Infante**, SS **Ethan Paul**, RHP **Patrick Raby** and UTL **Stephen Scott**.

- ★ The unit has helped Vandy to 150 victories, three NCAA Regionals and two Super Regionals. The unit is looking for its first trip to the College World Series.

VETERAN PRESENCE: Vanderbilt returns eight positional starters and four starting pitchers from last season.

- ★ Offensively, 2019 returners contributed 80.5% of runs scored, 82.6% of hits, 82.7% of extra-base hits, 82% of RBIs and 72% of stolen bases in 2018.
- ★ Returning pitchers totaled 90% of starts, 85.7% of wins, 80% of innings pitched and 77% of strikeouts.

SENDING OUT AN SOS: Vanderbilt boasts the nation's toughest strength of schedule with its opponents boasting a 1,203-727 (.623) record entering play Saturday.

FIRST FOR FIRST ROUND PICKS: Vanderbilt leads the SEC with 22 MLB first-round draft picks (including first-round supplemental picks). Vandy is one of two universities to produce multiple No. 1 picks with **David Price** in 2007 and **Dansby Swanson** in 2015.

VANDERBILT RECORD WHEN...

	2019
SEC Standing	T-1st, --
SEC East Standing	1st, +2.0
Home/Road/Neutral	25-4/7-4/4-1
Day/Night	16-9/20-0
vs. RH/LH starters	25-5/11-4
Leading after 6 innings	34-3
Tied after 6 innings	0-0
Trailing after 6 innings	2-6
Leading after 7 innings	34-3
Tied after 7 innings	0-0
Trailing after 7 innings	2-6
Leading after 8 innings	34-2
Tied after 8 innings	0-1
Trailing after 8 innings	2-6
Vanderbilt scores first	25-3
Opponents score first	11-6
Shutouts	4-1
Scoring less than 3 runs	2-3
Scoring 3 to 5 runs	9-2
Scoring 6 or more runs	24-4
Vanderbilt hits HR/hit 0 HR	28-6/7-3
1-run/2-run games	4-3/3-2
Walk-offs	1-1
Extra innings (home/road/neutral)	2-1/0-0/0-0
Series openers/finales	12-0/5-6
Series W-L (home)	7-0
Series W-L (road)	1-2
Series W-L (neutral)	1-0
Series W-L (total)	9-2
Three-game sweeps (home/road)	4-0/0-0
Come-from-behind-wins	12

UPCOMING MILESTONES

Pat DeMarco	100 Career Hits (98)
Drake Fellows	20 Career Wins (19)
Austin Martin	100 Career Games Played (98)
Austin Martin	150 Career Hits (144)
Ethan Paul	25 Career Home Runs (24)
Stephen Scott	25 Career Home Runs (23)

VANDY TEAM LEADERS

Batting	
Hits	Austin Martin (69)
Doubles	Ethan Paul (16)
Triples	Austin Martin (4)
HR	JJ Bleday (22)
RBIs	JJ Bleday (58)
Runs	JJ Bleday (57)
SB	Harrison Ray (13)
BB	JJ Bleday (35)
AVG	Austin Martin (.421)
OBP	Austin Martin (.503)
SLG	JJ Bleday (.757)

Pitching	
ERA (reliever, min. 15.0 IP)	Hugh Fisher (2.16)
ERA (starter)	Mason Hickman (2.05)
Wins	Drake Fellows (9)
Saves	Tyler Brown (9)
Appearances	Tyler Brown (17)
Starts	Drake Fellows (12)
Innings (reliever)	Zach King (29.0)
Innings (starter)	Drake Fellows (72.1)
Strikeouts (reliever)	Tyler Brown (39)
Strikeouts (starter)	Drake Fellows (83)

VANDERBILT IN THE NATIONAL RANKINGS						
DATE	BA	NCBWA	CB	USA	D1	PG
Preseason	1	1	2	2	1	3
Feb. 18	1	2	2	2	1	3
Feb. 25	1	2	2	2	1	3
March 4	1	1	2	1	1	2
March 11	1	1	4	2	1	2
March 18	5	5	6	6	8	6
March 25	4	4	5	5	6	5
April 1	3	3	5	4	5	4
April 8	6	7	6	7	7	7
April 15	6	5	6	5	6	6
April 22	5	4	5	4	5	5
April 29	3	2	2	2	4	4
May 6						
May 13						
May 20						
May 27						
June 3						
FINAL						
*For consistency, Vanderbilt uses the D1Baseball.com (D1) poll as its primary ranking.						

UPCOMING SCHEDULE AND PROBABLE PITCHING MATCHUPS			
DATE	OPPONENT	VANDERBILT STARTER	OPPOSING STARTER
Fri., May 3	South Carolina	RHP Drake Fellows (9-0, 3.67 ERA)	RHP Daniel Lloyd (3-3, 7.43 ERA)
Sat., May 4	South Carolina	RHP Kumar Rocker (5-4, 4.31 ERA)	RHP Reid Morgan (3-4, 3.63 ERA)
Sun., May 5	South Carolina	RHP Patrick Raby (7-1, 2.77 ERA)	TBA

BATTING NOTES

51 ★ JJ Bleday, OF

L/L

6-3

205 lbs.

Jr.

Panama City Beach, Fla.

Year	avg	gp-gs	ab	r	h	2b	3b	hr	rbi	tb	slg%	bb	hbp	so	gdp	ob%	sf	sh	sb-att	po	a	e	fld%
2017	.256	51-48	164	23	42	8	0	2	22	56	.341	34	0	26	2	.384	0	0	0-2	83	4	4	.956
2018	.368	39-35	133	26	49	5	1	4	15	68	.511	31	2	23	4	.494	0	0	2-3	72	1	0	1.000
2019	.339	45-45	177	57	60	8	0	22	58	134	.757	35	4	41	2	.448	5	1	0-0	77	0	1	.987
TOTAL	.319	135-128	474	106	151	21	1	28	95	258	.544	100	6	90	8	.439	5	1	2-5	232	5	5	.979

- ★ 2019 Golden Spikes Midseason Watch List ... Baseball America First-Team Preseason All-American ... D1Baseball Second-Team Preseason All-American.
- ★ D1Baseball.com's No. 11 prospect for the 2019 MLB Draft (No. 3 in the SEC) .. Named the Cap Cod League's top pro prospect by scouts last summer.
- ★ National leader in home runs (22) ... Tied with Pedro Alvarez (2006) for the Vandy single-season home run record ... Swatted 16 homers in his last 22 games.
- ★ Looking to become the first Commodore since Scotti Madison (1979), who finished with 15, to lead the SEC in home runs.
- ★ Has reached base in 72 of his last 73 games including 47 consecutive from March 4, 2018-March 17, 2019 ... Walked in six-straight games and 10 of 11.
- ★ Leads the SEC in home runs (22), slugging percentage (.757), runs scored (57), RBIs (58) and total bases (134).
- ★ Owns Vanderbilt's last two walk-off hits including a game-winning single into center field during the 11th inning against Western Kentucky.
- ★ Led Vandy with a .368 average, .511 slugging percentage and .494 on-base percentage in 2018.
- ★ Recorded at least one hit in 32 of 39 games and reached base in 38 of his 39 games in '18 ... Missed 22 games (March 30-May 6) due to an oblique injury.

5 ★ Philip Clarke, C

L/R

5-11

190 lbs.

So.

Franklin, Tenn.

Year	avg	gp-gs	ab	r	h	2b	3b	hr	rbi	tb	slg%	bb	hbp	so	gdp	ob%	sf	sh	sb-att	po	a	e	fld%
2018	.294	58-49	218	28	64	16	0	6	36	98	.450	27	5	40	4	.382	1	1	4-6	111	15	0	1.000
2019	.329	44-44	173	32	57	11	2	6	50	90	.520	21	5	26	3	.413	2	0	3-5	275	40	4	.987
TOTAL	.309	102-93	391	60	121	27	2	12	86	188	.481	48	10	66	7	.396	3	1	7-11	386	55	4	.991

- ★ Nation's No. 34-ranked sophomore (Perfect Game) ... SEC's No. 33-ranked prospect for the 2019 MLB Draft (D1Baseball)... First-Team Preseason All-SEC.
- ★ Has recorded multiple hits in nine of his last 10 games and is riding an 11-game hit streak (23-for-43; .535) ... Fourth in the SEC with 50 RBIs.
- ★ Batting .342 (25-for-73) with runners in scoring position ... Third in the SEC in pickoffs (2) and eighth with nine runners caught stealing.
- ★ Named a 2018 Collegiate Baseball Freshman All-American after leading Vanderbilt with 16 doubles in 58 appearances and 49 starts.
- ★ Batted .294 and finished third on the team with 18 multi-hit games in 2018 ... Was second in overall games with 20 two-out RBIs.
- ★ Finished second on the squad with for hits (35) and batting average (.302) in 2018 SEC play ... Made 36 starts at designated hitter and 13 starts at catcher.
- ★ Named to the 2018 NCAA Clemson Regional All-Tournament Team after batting .385 (5-for-13) with three RBIs, two home runs, two runs and two walks.
- ★ Reached base in 26 of his final 30 games ... Struck his first collegiate home run against Presbyterian on Feb. 21 as part of a 1-for-3 outing with three RBIs.

3 ★ Cooper Davis, OF

L/R

5-10

185 lbs.

So.

Mississauga, Ontario

Year	avg	gp-gs	ab	r	h	2b	3b	hr	rbi	tb	slg%	bb	hbp	so	gdp	ob%	sf	sh	sb-att	po	a	e	fld%
2018	.182	9-3	11	3	2	0	0	0	4	2	.182	2	0	1	0	.286	1	0	1-1	3	0	0	1.000
2019	.336	32-31	119	26	40	7	2	0	19	51	.429	22	1	18	4	.444	0	5	6-7	53	1	0	1.000
TOTAL	.323	41-34	130	29	42	7	2	0	23	53	.408	24	1	19	4	.429	1	5	7-8	56	1	0	1.000

- ★ Fifth in the SEC with five sac bunts ... Has reached base in 30 of 32 games this season... Has logged a hit in 25 of 32 games this season.
- ★ Batting .382 (13-for-34) with two outs, .380 (19-for-50) with runners on base and .370 (10-for-27) with runners in scoring position.
- ★ Played in nine games (three starts) before suffering a broken wrist while making a diving attempt in pregame during late April a season ago.
- ★ Recorded his first collegiate hit, run and RBI on Feb. 21 while going 1-for-2 against Presbyterian ... Drew his first walk on Feb. 23 against UMass-Lowell.
- ★ Struck out just once in 11 plate appearances in 2018 ... Played the outfield in six of his nine appearances.
- ★ First Vanderbilt player in the Tim Corbin era to hail from Canada ... Played for the Canadian Jr. National U18 Team in 2017.
- ★ Drafted by the Toronto Blue Jays in the 25th round of the 2017 MLB Draft ... Played for the Toronto Blue Jays Tournament 12 team from 2013-2016.

18 ★ Pat DeMarco, OF

R/R

5-11

205 lbs.

So.

Staten Island, N.Y.

Year	avg	gp-gs	ab	r	h	2b	3b	hr	rbi	tb	slg%	bb	hbp	so	gdp	ob%	sf	sh	sb-att	po	a	e	fld%
2018	.277	62-62	242	48	67	12	2	11	43	116	.479	23	6	53	1	.353	1	0	10-13	108	5	1	.991
2019	.295	27-27	105	26	31	11	2	2	26	52	.495	11	3	32	2	.369	3	0	5-7	62	0	0	1.000
TOTAL	.282	89-89	347	74	98	23	4	13	69	168	.484	34	9	85	3	.358	4	0	15-20	170	5	1	.994

- ★ Nation's No. 42-ranked sophomore (Perfect Game) ... SEC's No. 26-ranked prospect for the 2019 MLB Draft (D1Baseball).
- ★ Has scored three runs in consecutive games... Has recorded 13 hits and 11 RBIs over his last seven games.
- ★ Registered a hit in 15 of his last 17 games (March 2-present) ... Has registered seven multi-hit performances in his last 16 games.
- ★ Batting .350 (28-for-80) while reaching base 39 times over his last 21 games after hitting just .091 (2-for-22) during the first five games of the year.
- ★ Named a 2018 Collegiate Baseball Freshman All-American after leading the Commodores with 48 runs and 116 total bases.
- ★ Paced the Dores with 23 RBIs and was second with seven home runs in 30 SEC starts in 2018.
- ★ Finished second on the squad in multi-hit games (19) and multi-RBI games (13) in 2018... Was one of two players (Ethan Paul) to start all 62 games.

BATTING NOTES CONTINUED

20 ★ Ty Duvall, C

L/R

5-11

190 lbs.

Jr.

Lebanon, Ohio

Year	avg	gp-gs	ab	r	h	2b	3b	hr	rbi	tb	slg%	bb	hbp	so	gdp	ob%	sf	sh	sb-att	po	a	e	fld%
2017	.375	17-4	24	6	9	3	0	0	6	12	.500	6	1	6	1	.516	0	0	0-0	63	3	1	.985
2018	.270	31-15	63	13	17	3	1	3	10	31	.492	15	0	19	2	.405	1	0	1-1	152	11	1	.994
2019	.275	37-13	102	24	28	7	0	3	22	44	.431	24	4	22	1	.424	2	0	0-1	145	16	0	1.000
TOTAL	.286	85-32	189	43	54	13	1	6	38	87	.460	45	5	47	4	.430	3	0	1-2	360	30	2	.995

- ★ Has recorded a hit in eight of his last nine games, contributing 13 runs, 13 hits and 12 RBIs in that span.
- ★ Has scored a run in seven of his last nine games ... Has logged five multi-hit games in his last nine outings.
- ★ Matched a career-high with three hits and four RBIs while reaching base five times as a pinch hitter in Vanderbilt's 15-2 win vs. Florida on March 22.
- ★ Collected a hit in six-consecutive games between April 20-May 1, 2018 ... Belted a solo homer and reached base twice against South Carolina on April 27.
- ★ Three-year team captain at Lebanon HS in Lebanon, Ohio ... Top prospect in the state of Ohio in 2016 according to Perfect Game.

13 ★ Kiambu Fentress, OF

R/R

6-0

175 lbs.

R-Jr.

Nashville, Tenn.

Year	avg	gp-gs	ab	r	h	2b	3b	hr	rbi	tb	slg%	bb	hbp	so	gdp	ob%	sf	sh	sb-att	po	a	e	fld%
2017	.250	6-0	4	0	1	0	0	0	0	1	.250	0	0	0	0	.250	0	0	0-0	1	0	0	1.000
2018	.000	10-0	5	2	0	0	0	0	1	0	.000	0	0	2	0	.000	0	0	0-0	2	0	0	1.000
2019	.125	16-2	8	3	1	0	0	0	0	1	.125	3	1	3	0	.417	0	3	2-2	5	0	1	.833
TOTAL	.118	32-2	17	5	2	0	0	0	1	2	.118	3	1	5	0	.286	0	3	2-2	8	0	1	.889

- ★ Made his first career start March 19 vs. Belmont ... Worked a career-high three walks vs. Lipscomb ... Had a stolen base vs. Western Kentucky.
- ★ Appeared in 10 games including six stints in the outfield and three opportunities as a pinch hitter in 2018 ... Did not record a hit in five at-bats.
- ★ Legged out an infield single at Middle Tennessee on April 18, 2017, for his first career hit ... Made his collegiate debut in LF against UT Martin April 4, 2017.

99 ★ Jayson Gonzalez, INF

R/R

6-2

205 lbs.

So.

Covina, Calif.

Year	avg	gp-gs	ab	r	h	2b	3b	hr	rbi	tb	slg%	bb	hbp	so	gdp	ob%	sf	sh	sb-att	po	a	e	fld%
2018	.225	44-39	138	21	31	3	0	5	28	49	.355	11	1	56	4	.287	0	0	1-1	13	51	9	.877
2019	.364	24-13	55	14	20	2	0	1	10	25	.455	11	1	21	1	.478	0	0	2-2	8	21	5	.853
TOTAL	.264	68-52	193	35	51	5	0	6	38	74	.383	22	2	77	5	.346	0	0	3-3	21	72	14	.869

- ★ Has scored at least one run in 10 games ... Has drawn 11 walks in his last 20 games... Has reached base in 17 of 23 games.
- ★ Has registered seven multi-hit games and logged a hit in nine of his last 13 games including an RBI-single on Tuesday against Tennessee Tech.
- ★ Reached base in all three games on opening weekend ... Recorded two hits, two RBIs and two runs vs. Virginia and two hits vs. Cal State Fullerton.
- ★ Made 44 appearances (39 starts) while batting .225 with 28 RBIs and 21 runs in 2018 ... Batted .300 with 16 RBIs and three homers over his first 19 games.
- ★ Was the only Commodore to produce multiple four-hit games, coming on Feb. 24, 2018, against UMass-Lowell and Feb. 27, 2018, against Austin Peay.

18 ★ Walker Grisanti, OF

L/R

5-10

190 lbs.

Sr.

Collierville, Tenn.

Year	avg	gp-gs	ab	r	h	2b	3b	hr	rbi	tb	slg%	bb	hbp	so	gdp	ob%	sf	sh	sb-att	po	a	e	fld%
2016	.349	30-10	43	12	15	4	2	1	10	26	.605	9	2	19	0	.481	0	0	0-1	19	0	0	1.000
2017	.267	21-2	30	7	8	2	0	0	4	10	.333	2	1	17	0	.333	0	1	0-0	4	0	0	1.000
2018	.139	21-10	36	12	5	1	0	1	5	9	.250	18	3	16	0	.448	1	1	2-3	12	0	0	1.000
2019	.333	16-1	21	5	7	2	1	1	6	14	.667	5	0	9	0	.462	0	1	0-0	5	0	0	1.000
TOTAL	.269	88-23	130	36	35	9	3	3	25	59	.454	34	6	61	0	.439	1	3	2-4	40	0	0	1.000

- ★ Belted a one-out, pinch-hit, game-tying home run in the ninth inning at No. 4 Georgia on April 5, helping lift Vandy to a 3-2 win in 11 innings.
- ★ Went a combined 6-for-8 with five RBIs vs. Davidson and ETSU ... Finished a home run shy of the cycle alongside three RBIs vs. ETSU on March 6.
- ★ Appeared in 21 games and made 10 starts for the Commodores in 2018 ... Nine of his 10 starts came in left field with the other at designated hitter.
- ★ His 18 walks in 2018 led the team among reserves ... Drew a free pass in 14 of his 21 appearances including a season-high three at UCLA on March 9.
- ★ Clubbed the game-winning home run in the top of the ninth against No. 1 Texas A&M at the 2016 SEC Tournament.

30 ★ Sterling Hayes, INF

R/R

6-1

190 lbs.

Fr.

San Diego, Calif.

Year	avg	gp-gs	ab	r	h	2b	3b	hr	rbi	tb	slg%	bb	hbp	so	gdp	ob%	sf	sh	sb-att	po	a	e	fld%
2019	.000	5-0	2	2	0	0	0	0	0	0	.000	2	0	1	0	.500	0	0	0-0	2	2	0	1.000
TOTAL	.000	5-0	2	2	0	0	0	0	0	0	.000	2	0	1	0	.500	0	0	0-0	2	2	0	1.000

- ★ Has made five appearances, drawing a walk and scoring a run on Feb. 16 vs. Cal State Fullerton and March 5 vs. Davidson.
- ★ Lettered four years in baseball at Francis Parker High School under coach David Glassey ... Also lettered in football two years in high school.
- ★ Recognized as California's No. 16 shortstop in the class of 2018 by Perfect Game ... Named 2018 first-team All-San Diego County.
- ★ Batted a career .318 including an impressive .475 on-base percentage across 124 games ... Recognized on the San Diego All-Academic Team all four years.

BATTING NOTES CONTINUED

11 ★ Matt Hogan, OF

L/R

6-0

190 lbs.

Fr.

Melville, N.Y.

Year	avg	gp-gs	ab	r	h	2b	3b	hr	rbi	tb	slg%	bb	hbp	so	gdp	ob%	sf	sh	sb-att	po	a	e	fld%
2019	.000	4-0	4	1	0	0	0	0	0	0	.000	1	0	2	0	.200	0	0	0-0	0	0	0	.000
TOTAL	.000	4-0	4	1	0	0	0	0	0	0	.000	1	0	2	0	.200	0	0	0-0	0	0	0	.000

- ★ Recorded his first walk and run, coming as a pinch hitter during Vanderbilt's 24-2 victory against Davidson on March 5.
- ★ Lettered five years in baseball at Half Hollow Hills East High School under coach Tim Belz ... Also lettered twice in soccer and twice in winter track.
- ★ Ranked as New York's top outfielder and seventh overall player in the class of 2018 by Perfect Game.
- ★ Holds the Half Hollow Hills East school record for home runs, RBIs and hits ... 51st recipient of the Carl Yastrzemski Award presented to Suffolk's top player.
- ★ Batted .401 with 23 runs while posting a 4-1 record and a save as a senior ... Was a three-time all-conference honoree in baseball.

22 ★ Julian Infante, INF

R/R

6-3

215 lbs.

Sr.

Miami, Fla.

Year	avg	gp-gs	ab	r	h	2b	3b	hr	rbi	tb	slg%	bb	hbp	so	gdp	ob%	sf	sh	sb-att	po	a	e	fld%
2016	.259	26-22	85	17	22	4	1	6	20	46	.541	10	0	28	1	.333	1	0	1-2	176	14	3	.984
2017	.315	62-62	251	51	79	16	1	11	66	130	.518	27	3	59	6	.387	1	1	0-1	534	32	9	.984
2018	.193	50-48	161	16	31	5	1	2	18	44	.273	16	4	72	2	.276	4	2	1-1	367	20	3	.992
2019	.252	33-31	103	22	26	4	0	8	23	54	.524	22	2	33	2	.388	2	1	2-3	242	13	0	1.000
TOTAL	.263	171-163	600	106	158	29	3	27	127	274	.457	75	9	192	11	.350	8	4	4-7	1319	79	15	.989

- ★ Nation's No. 31-ranked senior according to Perfect Game.
- ★ Over the last 21 games, has batted .303 (20-for-66), ranking second on the team with eight homers, a .712 slugging percentage and 16 walks.
- ★ Has not made an error in 255 chances at first base ... Tied for third in the SEC with six homers in league games.
- ★ Has recorded eight homers in his last 20 games including a grand slam Friday at South Carolina ... Has reached base in 28 of 33 games this season.
- ★ Missed 10 games after colliding into Virginia's shortstop while attempting to steal second base on opening day.
- ★ Made 48 starts and 50 appearances – all coming at first base – while batting .193 with 18 RBIs and 16 runs in 2018.
- ★ Recorded 10 hits over the last 10 games of 2018, batting .312 with four runs and three RBIs during the stretch.
- ★ In 2017, led the Commodores with 66 RBIs while hitting .315 and slugging 11 homers ... Participant in 2017 College Home Run Derby (Omaha, Neb.).
- ★ Matched Jeren Kendall for the team lead with 25 multi-hit games and was second with 17 multi-RBI games in 2017.
- ★ As a freshman (2016), he hit six home runs in 26 games during the second half of the year after missing the first two months with a broken wrist.

12 ★ Dominic Keegan, UTL

R/R

6-0

210 lbs.

Fr.

Methuen, Mass.

Year	avg	gp-gs	ab	r	h	2b	3b	hr	rbi	tb	slg%	bb	hbp	so	gdp	ob%	sf	sh	sb-att	po	a	e	fld%
2019	.190	14-0	21	3	4	1	0	0	1	5	.238	2	1	6	0	.292	0	0	0-0	12	3	0	1.000
TOTAL	.190	14-0	21	3	4	1	0	0	1	5	.238	2	1	6	0	.292	0	0	0-0	12	3	0	1.000

- ★ Recorded his first multi-hit game, going 2-for-2 with two runs and an RBI on April 30 against Tennessee Tech.
- ★ Collected his first extra-base hit, doubling and scoring a run as part of a 1-for-5 performance on April 9 at Middle Tennessee.
- ★ Recorded his first career hit, coming in the eighth inning against Tennessee in the Sunday finale.
- ★ Made his first appearance at catcher on March 5 vs. Davidson ... Reached base for the first time (HBP) in Game 2 on Feb. 24 against Pepperdine.
- ★ Made his collegiate debut opening weekend against TCU, striking out in his lone pinch-hit appearance.
- ★ Lettered four years in baseball at Central Catholic High School (Massachusetts) ... Also lettered in basketball three years in high school.
- ★ Ranked as the top catcher in Massachusetts and 14th nationally from the class of 2018 by Perfect Game ... Named all-conference all four years.
- ★ Led the Raiders to four-straight MVC large titles ... Batted .402 (112 for 278) with 75 runs, 69 RBIs and 39 extra-base hits for his high school career.
- ★ As a senior, Keegan batted an area-best .463 (38 for 82), with a .546 OBP, .768 slugging, a team-high 19 RBIs and an area-leading 30 runs.

6 ★ Tate Kolwyck, INF

R/R

5-11

185 lbs.

Fr.

Memphis, Tenn.

Year	avg	gp-gs	ab	r	h	2b	3b	hr	rbi	tb	slg%	bb	hbp	so	gdp	ob%	sf	sh	sb-att	po	a	e	fld%
2019	.667	4-0	3	1	2	2	0	0	1	4	1.333	1	0	0	0	.750	0	0	0-0	1	2	0	1.000
TOTAL	.667	4-0	3	1	2	2	0	0	1	4	1.333	1	0	0	0	.750	0	0	0-0	1	2	0	1.000

- ★ Recorded hit first hit and logged a pair of doubles while scoring once and driving in a run on April 30 against Tennessee Tech.
- ★ Made his collegiate debut on March 5 against Davidson, drawing a walk in his lone plate appearance.
- ★ Lettered four years in baseball at Arlington High School (Tennessee) ... Also lettered four years in football and one in basketball.
- ★ Ranked as Tennessee's No. 2 shortstop and 10th overall player in the class of 2018 by Perfect Game.
- ★ Named a 2018 Rawlings-Perfect Game Honorable Mention All-American (Southeast - All Region 2nd Team).
- ★ In his career at quarterback, passed for a school-record 10,213 yards, 119 touchdowns, rushed for 859 yards and 13 touchdowns.

BATTING NOTES CONTINUED

36 ★ John Malcom, UTL L/L 6-3 220 lbs. Fr. West Bloomfield, Mich.

Year	avg	gp-gs	ab	r	h	2b	3b	hr	rbi	tb	slg%	bb	hbp	so	gdp	ob%	sf	sh	sb-att	po	a	e	fld%
2019	.000	2-0	3	0	0	0	0	0	1	0	.000	0	0	2	0	.000	0	0	0-0	0	0	0	.000
TOTAL	.000	2-0	3	0	0	0	0	0	1	0	.000	0	0	2	0	.000	0	0	0-0	0	0	0	.000

- ★ Made his collegiate debut on March 5 vs. Davidson, contributing an RBI-groundout as a pinch hitter in his long plate appearance.
- ★ Lettered four years in baseball at Detroit Country Day High School (Michigan) ... Also lettered two years in basketball.
- ★ Ranked as Michigan's top overall player and the No. 2 first baseman nationally in the class of 2018 by Perfect Game.
- ★ Named a 2018 Rawlings-Perfect Game 1st Team All-American (Central - All Region 1st Team) ... Was a three-year team captain (2016-18)

42 ★ Justyn-Henry Malloy, UTL R/R 6-2 210 lbs. Fr. Bergenfield, N.J.

Year	avg	gp-gs	ab	r	h	2b	3b	hr	rbi	tb	slg%	bb	hbp	so	gdp	ob%	sf	sh	sb-att	po	a	e	fld%
2019	.067	14-0	15	3	1	0	0	0	2	1	.067	6	1	4	1	.364	0	0	0-0	6	0	0	1.000
TOTAL	.067	14-0	15	3	1	0	0	0	2	1	.067	6	1	4	1	.364	0	0	0-0	6	0	0	1.000

- ★ Has appeared in 14 games, drawing six walks ... Walked and scored a run last time out (April 30) against Tennessee Tech.
- ★ Appeared at designated hitter twice on opening weekend ... Recorded his first hit and RBI on the first pitch he saw against Cal State Fullerton.
- ★ Lettered four years in baseball at St. Joseph Regional (New Jersey).
- ★ Ranked as New Jersey's top third baseman and fourth overall player in the class of 2018 by Perfect Game
- ★ Named a 2018 Rawlings-Perfect Game 3rd Team All-American (Northeast - All Region 1st Team).
- ★ Helped Team USA to a Pan American gold medal ... Captain of his team as a junior and senior.

16 ★ Austin Martin, UTL R/R 6-0 170 lbs. So. Jacksonville, Fla.

Year	avg	gp-gs	ab	r	h	2b	3b	hr	rbi	tb	slg%	bb	hbp	so	gdp	ob%	sf	sh	sb-att	po	a	e	fld%
2018	.338	59-58	222	44	75	14	0	1	19	92	.414	35	12	46	1	.452	1	3	22-30	157	11	2	.988
2019	.421	39-39	164	56	69	13	4	5	29	105	.640	23	6	21	4	.503	2	0	8-13	36	55	5	.948
TOTAL	.373	98-97	386	100	144	27	4	6	48	197	.510	58	18	67	5	.473	3	3	30-43	193	66	7	.974

- ★ Nation's No. 47-ranked sophomore (Perfect Game) ... SEC's No. 20-ranked prospect for the 2020 MLB Draft (D1Baseball) ... First-Team Preseason All-SEC.
- ★ Named to Golden Spikes Midseason Watch List ... Batting .418 (28-for-67) in 18 starts vs. ranked opponents.
- ★ Posted nine multi-hit performances in his last 12 games ... Has scored multiple runs in six of his last 11 games.
- ★ Has recorded a hit in 32 of 39 games and multiple hits 23 times ... Recorded 25 hits in his last 13 games after going a combined 0-for-13 at Georgia.
- ★ Leads the SEC in batting average (.421), on-base percentage (.503) and triples (4) ... Second in the league in hits per game (1.74).
- ★ Has reached base in 50 of his last 53 games (dating to May 8, 2018) and recorded a hit in 42 of his last 49 games (dating to May 17, 2018).
- ★ Name NCBWA National Hitter of the Week and SEC Player of the Week after reaching base in 12 of his 16 plate appearances on opening weekend.
- ★ Named a 2018 Freshman All-American by Baseball America, Collegiate Baseball, NCBWA and Perfect Game ... Led Vandy with 20 multi-hit games.
- ★ Recorded a hit in 47 of his 58 games including finishing 2018 on a 10-game hitting streak.
- ★ Led the SEC with 22 stolen bases in 2018 ... His stolen-base mark was the most for a Vandy freshman since Xavier Turner had as many in 2013.
- ★ Started 58 at six positions in 2018 including center field (13x), first base (13x), left field (12x), third base (9x), designated hitter (9x) and shortstop (2x).
- ★ Was named to the 2018 NCAA Clemson Regional All-Tournament Team after batting .385 (5-for-13) with four runs and six total bases in three games.
- ★ In six NCAA Tournament games (2018), he hit a team-leading .385 (10-for-26) with five runs and three doubles ... Batted leadoff in 52 games.

BATTING NOTES CONTINUED

10 ★ Ethan Paul, INF

L/R

5-10

185 lbs.

Sr.

Bellevue, Wash.

Year	avg	gp-gs	ab	r	h	2b	3b	hr	rbi	tb	slg%	bb	hbp	so	gdp	ob%	sf	sh	sb-att	po	a	e	fld%
2016	.305	54-45	167	33	51	14	2	4	31	81	.485	22	7	47	3	.406	1	1	9-13	107	62	12	.934
2017	.251	53-52	199	34	50	15	1	5	27	82	.412	18	8	47	3	.336	1	3	5-7	79	137	6	.973
2018	.237	62-62	228	43	54	12	1	10	44	98	.430	30	14	64	2	.358	2	1	18-19	96	146	6	.976
2019	.344	45-45	183	34	63	16	1	5	52	96	.525	17	2	42	0	.396	5	0	6-8	49	104	4	.975
TOTAL	.281	214-204	777	144	218	57	5	24	154	357	.459	87	31	200	8	.372	9	5	38-47	331	449	28	.965

- ★ Nation's No. 14-ranked senior according to Perfect Game.
- ★ Has recorded a hit in 15 of his last 17 games and 12 of 13 ... Went 5-for-12 (.416) with three runs and three RBIs last weekend vs. Auburn.
- ★ Third in the SEC with 52 RBIs and eighth in hits (63) ... Second on the team with 19 multi-hit games ... Has recorded a hit in 37 of 45 games.
- ★ Is batting a team-best .433 (42-for-97) with runners on base and team-best .455 (30-for-66) with runners in scoring position.
- ★ Started 110 consecutive games at second base (Feb. 22, 2017-present) making his fifth career start and first since 2016 at shortstop on opening day.
- ★ Selected in the 26th round (pick 775) of the 2018 MLB Draft by the Pittsburgh Pirates ... Finished second on the team in RBIs (44) and stolen bases (18).
- ★ Led the team in hit by pitches (14) and was third on the squad in home runs (10) in 2018 ... Helped turn 32 double plays while committing just six errors.
- ★ Named to the 2018 NCAA Clemson Regional All-Tournament Team after batting .333 (3-for-9) with two RBIs and a home run.
- ★ Struck a game-tying two-run homer during the ninth inning of the 2018 NCAA Nashville Super Regional (Game 3) against Mississippi State.
- ★ Produced an eight-game hitting streak from Feb. 23-March 4, 2018, and registered a base knock in 18 of the first 24 games.

2 ★ Harrison Ray, INF

R/R

5-11

190 lbs.

Jr.

Longwood, Fla.

Year	avg	gp-gs	ab	r	h	2b	3b	hr	rbi	tb	slg%	bb	hbp	so	gdp	ob%	sf	sh	sb-att	po	a	e	fld%
2017	.244	32-17	78	16	19	2	1	1	12	26	.333	11	1	20	4	.333	3	0	2-5	16	7	1	.958
2018	.242	42-22	91	13	22	4	3	1	14	35	.385	6	3	26	2	.307	1	0	5-6	28	33	6	.910
2019	.279	40-38	147	32	41	6	2	1	20	54	.367	12	3	45	0	.335	5	4	13-16	51	75	6	.955
TOTAL	.259	114-77	316	61	82	12	6	3	46	115	.364	29	7	91	6	.327	9	4	20-27	95	115	13	.942

- ★ Logged a career high three hits Saturday vs. Auburn ... Has recorded a hit in 28 of his last 36 starts including seven of the last nine.
- ★ Has scored a run in five-straight games ... Has drive in nine runs over his last 11 games ... Team leader with 13 stolen bases.
- ★ Made 22 starts in 2018, coming at four different positions including third base (13x), center field (5x), left field (2x) and right field (2x).
- ★ Batted .375 (6-for-16) with six runs in four appearances and three starts during the 2018 NCAA Tournament.
- ★ Paced the Dores with three triples including a one-out three bagger in the eighth inning during Game 2 of the 2018 NCAA Nashville Super Regional.
- ★ Recorded a pair of two-hit games at the 2018 Nashville Super Regional and logged at least one hit in all three games.

19 ★ Stephen Scott, UTL

L/R

5-11

200 lbs.

Sr.

Cary, N.C.

Year	avg	gp-gs	ab	r	h	2b	3b	hr	rbi	tb	slg%	bb	hbp	so	gdp	ob%	sf	sh	sb-att	po	a	e	fld%
2016	.091	18-1	22	2	2	0	0	0	2	2	.091	3	0	6	1	.200	0	0	0-0	1	0	0	1.000
2017	.227	38-32	119	25	27	4	0	2	11	37	.311	20	3	32	0	.347	2	0	3-3	34	2	0	1.000
2018	.268	53-47	168	42	45	11	0	15	41	101	.601	34	10	50	1	.420	0	1	6-8	302	37	4	.988
2019	.323	43-43	161	41	52	15	0	6	35	85	.528	30	5	42	0	.442	1	0	3-3	147	11	3	.981
TOTAL	.268	152-123	470	110	126	30	0	23	89	225	.479	87	18	130	2	.400	3	1	12-14	484	50	7	.987

- ★ 2019 Collegiate Baseball Preseason All-American ... Nation's No. 22-ranked senior (Perfect Game).
- ★ Riding a nine-game hitting streak (12-for-33; .363), driving in 10 runs in that span ... Has drawn nine walks in his last 11 games.
- ★ Totaled two homers and four RBIs in the Auburn series ... Set a career high with four hits on March 22 and belted a grand slam March 23 vs. Florida.
- ★ Selected in the 31st round of the 2018 MLB Draft by the Miami Marlins ... Started 47 games and appeared in 53 matchups in 2018.
- ★ Led Vandy and ranked seventh in the SEC with 15 home runs in 2018 ... Belted nine homers in his final 14 games including two vs. Tennessee and Clemson.
- ★ Recorded at least one hit in 16 of his final 19 games in 2018, batting .364 (24-for-66) with 21 runs, 20 RBIs, 13 walks and 10 homers during the stretch.
- ★ Named a 2018 Collegiate Baseball National Player of the Week in consecutive weeks on May 14 and May 21.
- ★ Led Vandy with a .601 slugging percentage and was second in total bases (101) and walks (34) in 2018.

8 ★ Isaiah Thomas, OF

R/R

6-2

190 lbs.

Fr.

Palm Beach Gardens, Fla.

Year	avg	gp-gs	ab	r	h	2b	3b	hr	rbi	tb	slg%	bb	hbp	so	gdp	ob%	sf	sh	sb-att	po	a	e	fld%
2019	.394	17-6	33	8	13	3	0	3	10	25	.758	1	2	10	0	.432	1	0	1-1	24	0	0	1.000
TOTAL	.394	17-6	33	8	13	3	0	3	10	25	.758	1	2	10	0	.432	1	0	1-1	24	0	0	1.000

- ★ Recorded a hit in six of his last nine games ... Belted two home runs and drove in five runs (both career highs) on Tuesday against Tennessee Tech.
- ★ Lettered four years in baseball at The Benjamin School (Florida) ... Also lettered three years in bowling.
- ★ Ranked as the No. 26 overall outfielder nationally in the class of 2018 by Perfect Game ... 2018 Rawlings-Perfect Game 3rd Team All-American.
- ★ Batted .490 with 34 RBIs, eight home runs and 16 stolen bases as a senior.
- ★ His second cousin (dad's side) is five-time NBA Champion and former San Antonio Spurs legend, Tim Duncan.

PITCHING NOTES

43 ★ Austin Becker, RHP R/R 6-5 190 lbs. Fr. Columbus, Ohio

Year	era	w-l	app	gs	cg	sho	sv	ip	h	r	er	bb	so	2b	3b	hr	bf	bavg	wp	hbp	bk	sfa	sha
2019	6.75	0-0	2	0	0	0/0	1	4.0	3	4	3	4	9	0	0	0	20	.200	1	1	0	0	0
TOTAL	6.75	0-0	2	0	0	0/0	1	4.0	3	4	3	4	9	0	0	0	20	.200	1	1	0	0	0

- ★ Nation's No. 38-ranked freshman (Perfect Game) ... SEC's No. 29-ranked prospect for the 2021 MLB Draft (D1Baseball).
- ★ Made his collegiate debut on March 5, striking out eight Davidson batters in 3.0 hitless innings while picking up the save.
- ★ Lettered four years in baseball and two years in basketball at Big Walnut High School (Ohio).
- ★ Ranked as the nation's No. 7 unsigned player according to Baseball America ... Named a 2018 Rawlings-Perfect Game 1st Team All-American.
- ★ Ranked as Ohio's top overall player in the class of 2018 by Perfect Game as well as the No. 11 right-handed pitcher nationally by the publication.
- ★ Father Kevin Becker played professional baseball in the Boston Red Sox and Cleveland Indians organization.
- ★ Drafted by the Texas Rangers in the 37th round of the 2018 MLB Draft.

21 ★ Tyler Brown, RHP R/R 6-4 242 lbs. So. Ashland, Ohio

Year	era	w-l	app	gs	cg	sho	sv	ip	h	r	er	bb	so	2b	3b	hr	bf	bavg	wp	hbp	bk	sfa	sha
2018	6.03	1-5	20	2	0	0/0	3	37.1	42	26	25	11	41	8	0	3	165	.286	2	4	0	2	1
2019	2.93	1-1	17	0	0	0/2	9	27.2	21	9	9	5	39	4	1	0	109	.204	2	0	0	1	0
TOTAL	4.71	2-6	37	2	0	0/2	12	65.0	63	35	34	16	80	12	1	3	274	.252	4	4	0	3	1

- ★ Among 45 relievers and three SEC student-athletes named to NCBWA's midseason update for the stopper of the year award.
- ★ Has not allowed a run in 14 of his 17 appearances ... Has fanned multiple batters nine times ... Secured two saves in Vandy's three-game sweep at Alabama.
- ★ Fourth in the SEC and 24th nationally with nine saves ... Finished tied for third among Vanderbilt pitchers with 20 appearances in 2018.
- ★ Struck out at least one batter in 16 outings in 2018 including a season-high six on Feb. 25 against UMass-Lowell and March 18 at Mississippi State.
- ★ Did not permit a walk in 11 appearances and walked one or fewer in 19 of 20 outings ... Did not allow a home run over his last 13 outings (22.2 innings).
- ★ Threw 50-plus pitches five times including a season-high 75 against Texas A&M on May 22 at the 2018 SEC Tournament.
- ★ Drafted by the Cincinnati Reds in the 26th round of the 2017 MLB Draft after lettering four years at Olentangy Orange High School (Ohio).

39 ★ Jake Eder, LHP L/L 6-4 210 lbs. So. Ocean Ridge, Fla.

Year	era	w-l	app	gs	cg	sho	sv	ip	h	r	er	bb	so	2b	3b	hr	bf	bavg	wp	hbp	bk	sfa	sha
2018	5.45	1-4	11	9	0	0/0	0	33.0	25	22	20	22	37	5	0	4	147	.210	4	1	0	2	3
2019	4.18	0-0	12	0	0	0/1	2	23.2	19	14	11	12	24	2	0	2	102	.218	1	1	0	1	1
TOTAL	4.92	1-4	23	9	0	0/1	2	56.2	44	36	31	34	61	7	0	6	249	.214	5	2	0	3	4

- ★ Nation's No. 38-ranked sophomore (Perfect Game) ... SEC's No. 21-ranked prospect for the 2020 MLB Draft (D1Baseball).
- ★ Has not allowed a run in six of 12 outings ... Has permitted just four extra-base hits in 12 appearances (23.2 innings).
- ★ Picked up his first collegiate save, striking out two in the ninth inning to lock up Vanderbilt's 5-4 win against Evansville on Feb. 20.
- ★ Made nine starts and 11 overall appearances, going 1-4 with a 5.45 ERA as a freshman in 2018.
- ★ Picked up his first collegiate win during his debut on Feb. 21, 2018, limiting Presbyterian to one hit in four scoreless innings while striking out four.
- ★ Held opponents to three runs or fewer in seven of his nine starts in 2018 ... Struck out 37 batters across 33 innings.
- ★ Drafted by the New York Mets in the 34th round of the 2017 MLB Draft after lettering three years at Delray Beach Atlantic High School (Florida).

66 ★ Drake Fellows, RHP L/R 6-5 205 lbs. Jr. Plainfield, Ill.

Year	era	w-l	app	gs	cg	sho	sv	ip	h	r	er	bb	so	2b	3b	hr	bf	bavg	wp	hbp	bk	sfa	sha
2017	3.30	3-3	16	10	0	0/0	1	62.2	54	28	23	17	68	9	1	9	268	.226	8	7	1	2	3
2018	3.92	7-4	16	16	0	0/3	0	96.1	75	47	42	35	107	8	1	7	398	.217	12	7	1	4	6
2019	4.35	9-0	12	12	1	1/0	0	72.1	67	36	35	30	83	15	0	6	321	.244	10	14	0	1	1
TOTAL	3.89	19-7	44	38	1	1/3	1	231.1	196	111	100	82	258	32	2	22	987	.228	30	28	2	7	10

- ★ 2019 Collegiate Baseball Preseason All-American ... 2019 Perfect Game Preseason All-American.
- ★ Nation's No. 39-ranked junior (Perfect Game) ... SEC's No. 27-ranked prospect for the 2019 MLB Draft (D1Baseball).
- ★ Named D1Baseball.com's No. 94 ranked collegiate prospect for the 2019 MLB Draft.
- ★ Has not allowed more than two earned runs in five of his last eight starts ... Has tossed five-plus innings in 10 of his last 11 starts.
- ★ National leader in victories (9) ... Has fanned seven-plus batters in six of his last 11 starts ... Team leader with 83 strikeouts.
- ★ Tossed Vanderbilt's first complete-game shutout since 2017 on March 22, lifting Vanderbilt to a 5-0 win against No. 14 Florida.
- ★ Allowed just one extra-base hit in nine innings of work against Florida ... Surpassed 200.0 career innings against Tennessee.
- ★ Set a new career high with 13 strikeouts on March 1 vs. Dayton ... 13 punchouts were the most for a Vandy pitcher since Kyle Wright on May 6, 2017.
- ★ Friday night starter who posted a 7-4 record and 3.92 ERA in 2018 ... Led the Commodores with 107 strikeouts (46th nationally) in 96.1 innings.
- ★ Struck out six-or-more batters in 11 of 16 starts in 2018 ... Allowed just 12 extra-base hits in his last 76.2 innings.
- ★ Became the first sophomore since 2012 to start on Opening Day, doing so in 2018 ... Tossed five-plus innings in 14 of his 16 starts.

PITCHING NOTES CONTINUED

32 ★ Hugh Fisher, LHP R/L 6-5 185 lbs. So. Eads, Tenn.

Year	era	w-l	app	gs	cg	sho	sv	ip	h	r	er	bb	so	2b	3b	hr	bf	bavg	wp	hbp	bk	sfa	sha
2018	1.93	2-0	8	0	0	0/0	0	9.1	6	5	2	6	8	0	0	0	39	.194	2	2	0	0	0
2019	2.16	1-0	14	0	0	0/2	3	25.0	23	7	6	14	29	5	0	1	116	.232	2	3	0	0	0
TOTAL	2.10	3-0	22	0	0	0/2	3	34.1	29	12	8	20	37	5	0	1	155	.223	4	5	0	0	0

- ★ Nation's No. 17-ranked sophomore (Perfect Game) ... SEC's No. 27-ranked prospect for the 2020 MLB Draft (D1Baseball).
- ★ Has not allowed more than one earned run in 13 of his 14 appearances ... Has tossed three consecutive scoreless outings (4.0 innings).
- ★ Made eight relief appearances, posting a 1.94 ERA in 2018 ... Limited opponents to a .194 batting average in 9.1 innings while striking out eight.
- ★ Named a Rawlings-Perfect Game Second-Team All-American as a senior at Briarcrest Christian High School (Eads, Tenn.).

49 ★ AJ Franklin, LHP L/L 6-2 180 lbs. R-Jr. Lebanon, Tenn.

Year	era	w-l	app	gs	cg	sho	sv	ip	h	r	er	bb	so	2b	3b	hr	bf	bavg	wp	hbp	bk	sfa	sha
2018	0.00	0-0	3	0	0	0/1	0	2.2	0	0	0	1	2	0	0	0	7	.000	0	0	0	0	0
2019	5.91	0-0	10	0	0	0/0	0	10.2	5	7	7	8	13	1	0	2	50	.132	1	4	0	0	0
TOTAL	4.72	0-0	13	0	0	0/1	0	13.1	5	7	7	9	15	1	0	2	57	.114	1	4	0	0	0

- ★ Has permitted just three hits and one run in his last nine games (9.2 innings) ... Closed out Vandy's 12-2 win vs. Arkansas with a hitless frame.
- ★ Allowed six runs, including two home runs, while walking three in one inning against Cal State Fullerton on opening weekend.
- ★ Made three appearances during his first campaign on the mound in 2018, holding opponents hitless in 2.2 innings.
- ★ Missed the 2017 season with a knee injury after redshirting in 2016.

35 ★ Jackson Gillis, LHP R/L 6-3 225 lbs. Jr. Wilmington, Mass.

Year	era	w-l	app	gs	cg	sho	sv	ip	h	r	er	bb	so	2b	3b	hr	bf	bavg	wp	hbp	bk	sfa	sha
2017	3.60	0-0	16	0	0	0/2	0	15.0	9	8	6	11	19	3	0	2	65	.173	0	1	2	0	1
2018	4.81	4-1	20	1	0	0/0	1	33.2	33	19	18	17	44	7	1	5	160	.256	6	7	2	3	3
2019	6.00	1-1	6	0	0	0/0	0	6.0	6	6	4	5	7	0	0	0	31	.261	3	1	0	2	0
TOTAL	4.61	5-2	42	1	0	0/2	1	54.2	48	33	28	33	70	10	1	7	256	.235	9	9	4	5	4

- ★ Has held opponents scoreless in three of his last five appearances ... Allowed one earned run on three hits last time out (April 30) vs. Tennessee Tech.
- ★ Posted a 4-1 record and 4.81 ERA across 20 appearances including one start in 2018 ... Struck out 39 batters while tossing 28.2 innings and walking nine.
- ★ First Commodore in the Tim Corbin era (2003-present) to record a win and save on the same day, coming in DH action vs. Ole Miss (April 15, 2018).
- ★ Struck out multiple batters 13 times including over his first eight appearances of 2018 ... Did not permit a walk in 10 of his final 13 appearances.

55 ★ Joe Gobillot, LHP L/L 6-6 240 lbs. R-Fr. Houston, Texas

Year	era	w-l	app	gs	cg	sho	sv	ip	h	r	er	bb	so	2b	3b	hr	bf	bavg	wp	hbp	bk	sfa	sha
2019	13.50	0-0	2	0	0	0/0	0	2.0	2	3	3	3	4	0	0	0	12	.250	1	1	0	0	0
TOTAL	13.50	0-0	2	0	0	0/0	0	2.0	2	3	3	3	4	0	0	0	12	.250	1	1	0	0	0

- ★ Struck out the side in his collegiate debut at Middle Tennessee ... Made his home debut April 30 vs. Tennessee Tech, allowing three runs and three walks.
- ★ Did not compete during his inaugural season (2018) while recovering from injury.
- ★ Lettered four years in baseball at St. John's School (Texas) ... Named Rawlings-Perfect Game Honorable Mention All-American as a senior.
- ★ High school team captain as a junior and senior ... Rawlings-Perfect Game Underclass First-Team honoree as a junior.

44 ★ Mason Hickman, RHP R/R 6-6 230 lbs. So. Hendersonville, Tenn.

Year	era	w-l	app	gs	cg	sho	sv	ip	h	r	er	bb	so	2b	3b	hr	bf	bavg	wp	hbp	bk	sfa	sha
2018	5.21	8-2	16	13	1	1/0	0	74.1	71	45	43	30	66	14	1	10	319	.254	4	3	2	5	2
2019	2.05	6-0	13	6	0	0/1	3	57.0	41	15	13	13	74	13	1	3	224	.198	0	3	0	1	0
TOTAL	3.84	14-2	29	19	1	1/1	3	131.1	112	60	56	43	140	27	2	13	543	.230	4	6	2	6	2

- ★ Sixth in the SEC in ERA (2.05), eighth in batters struck out looking (25) and ninth in opponent average (.194).
- ★ Has allowed one or no runs in five of six starts ... Has fanned six-plus batters in seven consecutive outings.
- ★ Has allowed just eight earned runs in his last 11 outings (50.0 innings) ... Made his first relief appearance since March 12, tossing four frames Thursday.
- ★ Permitted just an infield single in six scoreless innings against Lipscomb while striking out eight on March 26.
- ★ Struck out a career-high 12 batters in six scoreless innings during his first start of the season on March 19 vs. Belmont.
- ★ Sunday starter who was named a Freshman All-American by Collegiate Baseball in 2018 ... Tied for third nationally among freshmen with eight victories.
- ★ Was one of three SEC freshmen to post a shutout in 2018, doing so with a seven-inning complete game victory against LSU on March 25.
- ★ During senior season at Pope John Paul II High School (Hendersonville, Tenn.) was named All-State, All-Region, and Tennessee Mr. Baseball Finalist.

PITCHING NOTES CONTINUED

45 ★ Chance Huff, RHP R/R 6-4 210 lbs. Fr. Niceville, Fla.

Year	era	w-l	app	gs	cg	sho	sv	ip	h	r	er	bb	so	2b	3b	hr	bf	bavg	wp	hbp	bk	sfa	sha
2019	6.75	2-0	7	4	0	0/0	0	17.1	16	13	13	15	21	7	0	0	85	.239	4	2	1	1	0
TOTAL	6.75	2-0	7	4	0	0/0	0	17.1	16	13	13	15	21	7	0	0	85	.239	4	2	1	1	0

- ★ Nation's No. 37-ranked freshman according to Perfect Game.
- ★ Has fanned five-plus batters in three of four starts including a career-high seven in six innings while picking up the win on March 5 vs. Davidson.
- ★ Picked up the win on opening day vs. Virginia, permitting three runs and two hits while walking two and striking out two (threw 33 pitches).
- ★ Lettered four years in baseball at Niceville High School (Florida) ... Named 2018 Rawlings-Perfect Game Honorable Mention All-American.
- ★ Ranked as Florida's No. 18 right-handed pitcher and No. 46 overall player in the class of 2018 by Perfect Game.
- ★ Tossed a no-hitter while striking out 12 batters against South Walton as a senior ... Team-high 74 strikeouts in 48 innings with a 1.90 ERA as a junior.
- ★ Named among Top 45 pitchers headed to college per Baseball America ... Served as team captain his senior year.

33 ★ Erik Kaiser, RHP R/R 6-5 205 lbs. So. Waterloo, Ill.

Year	era	w-l	app	gs	cg	sho	sv	ip	h	r	er	bb	so	2b	3b	hr	bf	bavg	wp	hbp	bk	sfa	sha
2019	12.00	0-0	1	1	0	0/0	0	3.0	4	4	4	0	4	0	1	1	14	.308	0	1	0	0	0
TOTAL	12.00	0-0	1	1	0	0/0	0	3.0	4	4	4	0	4	0	1	1	14	.308	0	1	0	0	0

- ★ Made his first collegiate start on March 6 vs. ETSU, allowing four runs on four hits while striking out four.
- ★ Made two scoreless appearances during his freshman campaign in 2018 ... Struck out one and did not allow a base runner at Long Beach St. (March 7).
- ★ Lettered three years in baseball and played varsity basketball at Waterloo High School (Illinois).
- ★ Named Rawlings-Perfect Game Honorable Mention and All-USA Today Second-Team All-State as a senior.

34 ★ Zach King, LHP L/L 6-6 210 lbs. Jr. Spring Hill, Tenn.

Year	era	w-l	app	gs	cg	sho	sv	ip	h	r	er	bb	so	2b	3b	hr	bf	bavg	wp	hbp	bk	sfa	sha
2017	2.56	2-1	25	0	0	0/0	0	38.2	24	14	11	17	31	5	0	3	163	.174	4	4	0	0	4
2018	3.46	1-4	21	3	0	0/1	3	52.0	45	22	20	21	51	8	0	1	221	.237	2	6	0	1	3
2019	6.83	0-2	15	3	0	0/2	2	29.0	31	22	22	18	37	1	1	0	137	.287	3	7	0	3	1
TOTAL	3.99	3-7	61	6	0	0/3	5	119.2	100	58	53	56	119	14	1	4	521	.229	9	17	0	4	8

- ★ SEC's No. 19-ranked prospect for the 2019 MLB Draft.
- ★ Has allowed two-plus runs in his last three appearances after permitting one run and three hits over his previous seven outings (6.1 innings).
- ★ Struck out the side in an inning of work, helping Vandy to a 4-2 win vs. Tennessee ... Struck out seven Dayton batters in 4.1 innings on March 2.
- ★ Posted a 1-4 record alongside a 3.46 ERA in 21 appearances and three starts in 2018 ... His 21 appearances were tied with Reid Schaller for the team lead.
- ★ Limited opponents to a .237 average while leading all Vandy relievers with 51 strikeouts and 52.0 innings pitched in 2018.
- ★ Held opponents to nine extra-base hits including just one home run while adding three saves in 2018 ... Struck out three or more batters 12 times.
- ★ Did not allow an earned run in four of his final six appearances in 2018, posting a 2.28 ERA over 19.2 innings.
- ★ Did not permit an earned run in 10 appearances of 2018, all coming in his final 17 outings ... Held foes to one walk or fewer in 16 of his 21 appearances.

29 ★ Patrick Raby, RHP R/R 6-3 230 lbs. Sr. Knoxville, Tenn.

Year	era	w-l	app	gs	cg	sho	sv	ip	h	r	er	bb	so	2b	3b	hr	bf	bavg	wp	hbp	bk	sfa	sha
2016	2.61	7-1	15	10	0	0/1	2	58.2	35	17	17	19	63	5	0	3	220	.174	2	0	2	0	0
2017	2.73	10-4	16	16	1	0/1	0	105.1	89	38	32	30	87	16	0	7	426	.231	5	4	0	1	5
2018	3.57	5-5	16	12	0	0/1	0	68.0	69	29	27	33	57	11	2	6	299	.271	6	5	0	2	4
2019	2.77	7-1	11	11	0	0/1	0	55.1	46	19	17	32	58	4	0	2	239	.231	5	2	1	4	2
TOTAL	2.91	29-11	58	49	1	0/4	2	287.1	239	103	93	114	265	36	2	18	1184	.230	18	11	3	7	11

- ★ Nation's No. 14-ranked senior according to Perfect Game.
- ★ Tied for Vanderbilt's career win record (Jeff Peeples, 1970-73) after notching his 29th victory on Saturday vs. Auburn.
- ★ Fifth in the SEC and 18th nationally in wins (7) ... Held Auburn to five hits and one run while striking out eight last time out.
- ★ Has not allowed more than one earned run in seven of his 11 starts ... Has fanned five-plus batters in seven of his 11 starts.
- ★ In 11 starts, including six vs. ranked opponents, has held foes to a .231 batting average in 55.1 innings.
- ★ Has allowed just six extra-base hits in 55.1 innings and 11 starts this season ... Held No. 19 Texas A&M to three hits in five frames.
- ★ Tied Jim Gibbs (1981-84) for third in program history with his 25th career victory on March 10 against Illinois State (5.0 IP, 4 H, 1 ER, 5 K).
- ★ Recorded his 200th career strikeout in his hometown of Knoxville on May 12, 2018, at Tennessee while limiting the Volunteers to two runs.
- ★ Struck out four-or-more batters on eight occasions in 2018 ... Held opponents to a .230 batting average (29-for-126) with runners on base.
- ★ Fanned a season-high eight batters without allowing an earned run in five innings of three-hit ball against TCU on March 11, 2018.
- ★ Former Collegiate Baseball Freshman All-American (2016) ... Three-time All-American at Knoxville Farragut High School.

PITCHING NOTES CONTINUED

80 ★ Kumar Rocker, RHP

R/R

6-4

255 lbs.

Fr.

Athens, Ga.

Year	era	w-l	app	gs	cq	sho	sv	ip	h	r	er	bb	so	2b	3b	hr	bf	bavg	wp	hbp	bk	sfa	sha
2019	4.31	5-4	11	8	0	0/0	0	48.0	49	26	23	13	51	9	1	1	211	.257	4	4	3	1	2
TOTAL	4.31	5-4	11	8	0	0/0	0	48.0	49	26	23	13	51	9	1	1	211	.257	4	4	3	1	2

- ★ Nation's top-ranked freshman (Perfect Game) ... SEC's No. 3-ranked prospect for the 2021 MLB Draft (D1Baseball).
- ★ Second-highest rated high school right-handed pitcher in the 2018 MLB Draft by MLB.com.
- ★ Struck out a career-high 10 batters and matched a career high with seven innings pitched last Friday against Auburn.
- ★ Has gone 3-0 in his last three starts, striking out 19 across while limiting opponents to a .167 average.
- ★ Has held opponents to three earned runs or fewer in nine of his last 10 outings ... Has fanned six batters in five of his last six starts.
- ★ Has not allowed more than two walks in 10 of his 11 appearances ... Has tossed five-plus innings in six of his last seven starts.
- ★ Tabbed the nation's third-ranked right-handed pitcher and eight-best overall player in the 2018 class by Perfect Game.
- ★ Honored as the 2017-18 Gatorade Georgia Baseball Player of the Year... Tabbed an Under Armour All-American.
- ★ Lettered four years in baseball and two years in football at North Oconee High School (Athens, Ga.).
- ★ Father, Tracy, played college football at Auburn and was the first SEC player to win both the Lombardi Award and the Outland Trophy.

27 ★ Ethan Smith, RHP

R/R

6-1

200 lbs.

Fr.

Mt. Juliet, Tenn.

Year	era	w-l	app	gs	cq	sho	sv	ip	h	r	er	bb	so	2b	3b	hr	bf	bavg	wp	hbp	bk	sfa	sha
2019	3.80	4-0	12	0	0	0/1	0	23.2	13	11	10	14	35	5	0	0	101	.155	4	3	1	0	0
TOTAL	3.80	4-0	12	0	0	0/1	0	23.2	13	11	10	14	35	5	0	0	101	.155	4	3	1	0	0

- ★ Has allowed one or no runs in five of his last six outings ... Has walked two batters in his last six appearances after walking 12 in his first six.
- ★ Has allowed just two extra-base hits -- both doubles -- in his last six appearances (9.1 innings).
- ★ Struck out eight batters at South Carolina on Friday, matching Austin Becker for the most by a Commodore reliever this season.
- ★ Recognized as Tennessee's top right-handed pitcher and the state's third-best overall player in the class of 2018 by Perfect Game.
- ★ Threw the first perfect game in the history of the Perfect Game Tournament in Jupiter, Fla.... 2018 Rawlings-Perfect Game First-Team All-American.
- ★ Led Mt. Juliet (Tenn.) High School to the 2016 and 2018 District 9-AAA title ... Captain of the team as a junior and a senior.
- ★ Brother, Brandon, played baseball at Tennessee Tech; brother Austin, played at Columbia State CC and other brother, Jonathan played at Tufts University.

HITTING STREAKS

PLAYER	LONGEST	CURRENT
Paul	14	6
Clarke	12	12
Martin	12	2
Bleday	11	1
Ray	10	1
DeMarco	9	3
Scott	9	9
Davis	9	--
Gonzalez	7	1
Infante	6	2
Duvall	4	4
Thomas	3	--
Grisanti	2	--
Kolwyck	1	1
Keegan	1	1
Malloy	1	--
Fentress	1	--

REACHED-BASE STREAKS

PLAYER	LONGEST	CURRENT
Davis	29	--
Bleday	25	25
Scott	23	9
Martin	23	13
Gonzalez	15	1
DeMarco	14	7
Paul	14	13
Clarke	12	12
Infante	11	5
Ray	11	5
Duvall	9	9
Grisanti	5	--
Thomas	4	--
Hayes	2	--
Keegan	2	2
Malloy	2	--
Fentress	2	--
Kolwyck	1	1
Hogan	1	--

SCORELESS-INNING STREAK

PLAYER	LONGEST	CURRENT
Hickman	25.0	3.0
Brown	16.2	3.0
Raby	15.2	6.0
Fellows	9.0	--
Huff	6.2	0.1
Smith	6.2	0.1
Fisher	5.2	4.1
King	6.0	1.2
Eder	4.2	0.1
Franklin	4.1	4.1
Rocker	7.0	2.1
Gillis	3.1	0.1
Kaiser	2.0	--
Gobillot	1.0	0.1

2019 REGULAR SEASON DAY-BY-DAY

GM#	DATE	D/N	OPPONENT	SCORE	REC.	SEC REC.	GA/GB	PITCHER OF RECORD	ATTEND.	TIME
1	2/15	N	Virginia#	W, 15-9	1-0	0-0	--	Chance Huff (1-0)	1,747	4:04
2	2/16	D	Cal State Fullerton#	W, 14-9	2-0	0-0	--	Patrick Raby (1-0)	2,176	3:26
3	2/17	D	TCU#	L, 10-2	2-1	0-0	--	Kumar Rocker (0-1)	1,738	3:11
4	2/20	D	EVANSVILLE	W, 5-4	3-1	0-0	--	Hugh Fisher (1-0)	2,665	3:32
5	2/24	D	PEPPERDINE	W, 6-3	4-1	0-0	--	Drake Fellows (1-0)	2,837	2:56
6	2/24	D	PEPPERDINE	W, 6-2	5-1	0-0	--	Kumar Rocker (1-1)	--	2:49
8	2/26	D	SE MISSOURI ST.	W, 11-3	6-1	0-0	--	Ethan Smith (1-0)	2,700	3:20
9	2/27	D	AUSTIN PEAY	L, 7-6 (10)	6-2	0-0	--	Jackson Gillis (0-1)	2726	4:32
10	3/1	D	DAYTON	W, 11-3	7-2	0-0	--	Drake Fellows (2-0)	2,745	3:30
11	3/2	D	DAYTON	W, 5-1	8-2	0-0	--	Patrick Raby (2-0)	2,819	2:54
12	3/2	D	DAYTON	W, 2-0	9-2	0-0	--	Ethan Smith (2-0)	--	2:30
13	3/5	D	DAVIDSON	W, 24-2	10-2	0-0	--	Chance Huff (2-0)	2,776	3:26
14	3/6	D	ETSU	W, 12-4	11-2	0-0	--	Jackson Gillis (1-1)	2,665	2:58
15	3/8	D	ILLINOIS ST.	W, 10-4	12-2	0-0	--	Drake Fellows (3-0)	2,694	3:16
16	3/10	D	ILLINOIS ST.	W, 9-1	13-2	0-0	--	Patrick Raby (3-0)	2,866	2:52
17	3/10	D	ILLINOIS ST.	L, 7-3	13-3	0-0	--	Zach King (0-1)	--	3:13
18	3/12	N	SAMFORD	W, 11-6	14-3	0-0	--	Mason Hickman (1-0)	2,823	3:28
19	3/15	N	at Texas A&M*	W, 7-4	15-3	1-0	--	Drake Fellows (4-0)	5,774	3:37
20	3/16	D	at Texas A&M*	L, 8-7	15-4	1-1	1.0 GB	Zach King (0-2)	7,104	3:46
21	3/17	D	at Texas A&M*	L, 7-0	15-5	1-2	2.0 GB	Kumar Rocker (1-2)	5,385	2:32
22	3/19	N	vs. Belmont^	W, 3-0	16-5	1-2	2.0 GB	Mason Hickman (2-0)	1,032	2:54
23	3/21	N	FLORIDA*	W, 5-0	17-5	2-2	1.5 GB	Drake Fellows (5-0)	3,191	2:31
24	3/22	N	FLORIDA*	W, 15-2	18-5	3-2	1.5 GB	Patrick Raby (4-0)	3,626	3:22
25	3/23	D	FLORIDA*	W, 14-2	19-5	4-2	1.0 GB	Kumar Rocker (2-2)	3,626	2:54
26	3/26	N	vs. Lipscomb^	W, 15-1	20-5	4-2	1.0 GB	Mason Hickman (3-0)	1,277	3:01
27	3/29	N	TENNESSEE*	W, 4-2	21-5	5-2	1.0 GB	Drake Fellows (6-0)	3,626	3:19
28	3/30	N	TENNESSEE*	W, 10-4	22-5	6-2	0.5 GB	Patrick Raby (5-0)	3,512	3:01
29	3/31	D	TENNESSEE*	L, 7-6	22-6	6-3	1.0 GB	Kumar Rocker (2-3)	3,563	3:09
30	4/2	N	WESTERN KY.	W, 5-4 (10)	23-6	6-3	1.0 GB	Ethan Smith (3-0)	2,877	3:20
31	4/5	N	at Georgia*	W, 3-2 (11)	24-6	7-3	--	Tyler Brown (1-0)	3,188	3:40
32	4/6	D	at Georgia*	L, 8-3	24-7	7-4	1.0 GB	Patrick Raby (5-1)	3,117	2:57
33	4/7	D	at Georgia*	L, 3-1	24-8	7-5	2.0 GB	Kumar Rocker (2-4)	3,045	2:32
34	4/9	N	at MTSU	W, 15-3	25-8	7-5	2.0 GB	Mason Hickman (4-0)	2,557	3:34
35	4/12	N	ARKANSAS*	W, 3-2	26-8	8-5	1.0 GB	Drake Fellows (7-0)	3,465	2:24
36	4/13	N	ARKANSAS*	W, 12-2	27-8	9-5	0.5 GB	Kumar Rocker (3-4)	3,305	2:27
37	4/14	D	ARKANSAS*	L, 14-12	27-9	9-6	1.0 GB	Tyler Brown (1-1)	3,488	4:01
38	4/16	N	INDIANA ST.	W, 7-1	28-9	9-6	1.0 GB	Mason Hickman (5-0)	2,810	2:57
39	4/19	N	at Alabama*	W, 7-4	29-9	10-6	1.5 GB	Drake Fellows (8-0)	2,862	3:04
40	4/20	N	at Alabama*	W, 13-5	30-9	11-6	1.5 GB	Kumar Rocker (4-4)	3,609	3:14
41	4/21	D	at Alabama*	W, 2-0	31-9	12-6	1.0 GB	Patrick Raby (6-1)	3,006	2:53
42	4/25	N	AUBURN*	W, 12-6	32-9	13-6	0.5 GB	Drake Fellows (9-0)	3,050	4:22
43	4/26	N	AUBURN*	W, 5-2	33-9	14-6	+0.5	Kumar Rocker (5-4)	3,534	3:10
44	4/27	D	AUBURN*	W, 9-5	34-9	15-6	--	Patrick Raby (7-1)	3,626	3:04
45	4/30	N	TENNESSEE TECH	W, 21-10	35-9	15-6	--	Mason Hickman (6-0)	3,191	4:13
46	5/3	N	at South Carolina*	W, 22-11	36-9	16-6	--	Ethan Smith (4-0)	6,570	4:25
47	5/4	N	at South Carolina*							
48	5/5	D	at South Carolina*							
49	5/7	N	at Louisville							
50	5/10	N	MISSOURI*							
51	5/11	D	MISSOURI*							
52	5/12	D	MISSOURI*							
53	5/14	N	MTSU							
54	5/16	N	at Kentucky*							
55	5/17	N	at Kentucky*							
56	5/18	D	at Kentucky*							

#Salt River Fields (Talking Stick, Ariz.)

^ First Tennessee Park (Nashville, Tenn.)

BOLD = Home Game (Hawkins Field)

* SEC Game

SEASON HIGHS AND LOWS

TEAM BATTING

Most runs, game _____ 24, vs. Davidson (3/5/19)
 Most runs, inning _____ 13, 3rd inn., vs. Davidson (3/5/19)
 Most hits, game _____ 21, vs. Tennessee Tech (4/30/19)
 Most hits, inning _____ 8, 3rd inn., vs. Davidson (3/5/19)
 Fewest hits, game _____ 1, at Georgia (4/7/19)
 Most doubles, game _____ 6, vs. Davidson (3/5/19)
 Most triples, game _____ 2, vs. Virginia (2/15/19)
 Most home runs, game _____ 5, at Alabama (4/20/19)
 Most home runs, inning _____ 2, 5x, last at Alabama (4/20/19)
 Most extra-base hits _____ 9, 2x, last vs. Tennessee Tech (4/30/19)
 Most stolen bases, game _____ 4, 2x, last vs. Tennessee Tech (4/30/19)
 Most walks, game _____ 17, vs. Davidson (3/5/19)
 Most strikeouts, game _____ 14, at Alabama (4/20/19)
 Most hit by pitch, game _____ 3, 4x, last vs. Florida (3/23/19)
 Most left on base _____ 15, vs. Florida (3/22/19)

INDIVIDUAL BATTING

Most hits _____ 5, Ethan Paul vs. Florida (3/22/19)
 Most runs _____ 4, 5x, last Austin Martin vs. Arkansas (3/14/19)
 Most doubles _____ 2, 9x, last Austin Martin at South Carolina (5/3/19)
 Most triples _____ 1, 14x, last Harrison Ray vs. Auburn (4/27/19)
 Most home runs _____ 2, 5x, last Isaiah Thomas vs. Tennessee Tech (4/30/19)
 Most extra-base hits _____ 3, Austin Martin vs. Western Kentucky (4/2/19)
 Most total bases _____ 10, Isaiah Thomas vs. Tennessee Tech (4/30/19)
 Most RBIs _____ 7, Pat DeMarco vs. Davidson (3/5/19)
 Most stolen bases _____ 2, 4x, last Austin Martin vs. Tennessee Tech (4/30/19)
 Most walks _____ 3, 6x, last Ty Duvall at South Carolina (5/3/19)
 Most strikeouts _____ 4, Julian Infante at Alabama (4/21/19)
 Longest hitting streak _____ 14 games, Ethan Paul (2/15-3/10/19)

TEAM PITCHING

Most walks _____ 12, vs. Austin Peay (2/27/19)
 Fewest walks _____ 1, 5x, last vs. Arkansas (4/13/19)
 Most runs allowed, game _____ 14, vs. Arkansas (4/14/19)
 Most runs allowed, inning _____ 6, 7th inn., vs. CS Fullerton (2/16/19)
 Most hits allowed, game _____ 22, vs. Arkansas (4/14/19)
 Most hits allowed, inning _____ 5, 3x, last 5th inn. vs. Auburn (4/26/19)
 Fewest hits allowed, game _____ 3, 3x, last at Alabama (4/21/19)
 Most home runs allowed, game _____ 2, 3x, last at South Carolina (5/3/19)
 Most consecutive scoreless inn. _____ 25 innings (3/17-22/19)

INDIVIDUAL PITCHING

Most innings pitched, starter _____ 9.0, Drake Fellows vs. Florida (3/21/19)
 Fewest innings pitched, starter _____ 0.2, Chance Huff vs. Samford (3/13/19)
 Most innings pitched, reliever _____ 5.0, Jake Eder at Georgia (4/6/19)
 Most strikeouts, starter _____ 13, Drake Fellows vs. Dayton (3/1/19)
 Most strikeouts, reliever _____ 8, 2x, last Ethan Smith at South Carolina (5/3/19)
 Most walks allowed _____ 6, 2x, last Patrick Raby vs. Florida (3/22/19)
 Most runs allowed _____ 8, Drake Fellows at South Carolina (5/3/19)
 Most earned runs allowed _____ 7, at South Carolina (5/3/19)
 Most hits allowed _____ 10, Kumar Rocker vs. Tennessee (3/31/19)
 Fewest hits allowed, CG _____ 5, Drake Fellows vs. Florida (3/21/19)
 Most home runs allowed _____ 2, 2x, last at South Carolina (5/3/19)
 Most pitches thrown _____ 116, Drake Fellows vs. Florida (3/21/19)

MISCELLANEOUS TEAM

Longest winning streak _____ 9 games, 4/16/19-present
 Longest losing streak _____ 2 games, 2x, last 4/6-4/7
 Most games over .500 _____ 27 games, 5/3/19
 Most games under .500 _____
 Longest game, innings _____ 11 inn., at Georgia (4/5/19)
 Longest game, time _____ 4:32, vs. Austin Peay (2/27/19)
 Shortest game, time _____ 2:24 vs. Arkansas (4/12/19)
 Largest crowd, Hawkins Field _____ 3,626 4x, last vs. Auburn (4/27/19)
 Smallest crowd, Hawkins Field _____ 2,665, 2x, last vs. ETSU (3/6/19)
 Largest crowd, road _____ 7,104 at Texas A&M (3/16/19)
 Smallest crowd, road _____ 1,032 vs. Belmont (3/19/19)
 Largest winning margin _____ 22 runs, vs. Davidson (3/5/19)
 Largest losing margin _____ 8 runs, vs. TCU (2/17/19)
 Largest deficit overcome to win _____ 4 runs, vs. Illinois St. (3/8/19)
 Largest lead relinquished to lose _____ 5 runs, 2x, last at Texas A&M (3/16/19)
 Most double plays turned _____ 2, 3x, last at Alabama (4/20/19)
 Most double plays turned by opponent _____ 3, 2x, last at South Carolina (5/3/19)
 Most errors _____ 4, at Texas A&M (3/17/19)
 Most errors by an opponent _____ 5, vs. Davidson (3/5/19)
 Most stolen bases by an opponent _____ 3, vs. ETSU (3/6/19)

LAST HOME RUN

MULTI-HIT GAMES

MULTI-RBI GAMES

PLAYER	DATE, OPP.	AB SINCE	2H	3H	4H	5H	TOTAL	2RBI	3RBI	4RBI	5+RBI	TOTAL
Bleday	5/3/19 at South Carolina	2	12	5	--	--	17	11	2	2	2	17
Clarke	4/14/19 vs. Arkansas	19	14	4	--	--	18	6	2	2	2	12
Davis	--	--	10	1	1	--	12	4	2	--	--	6
DeMarco	4/20/19 at Alabama	19	5	1	1	--	7	1	1	1	1	4
Duvall	4/30/19 vs. Tennessee Tech	2	8	1	--	--	9	3	2	1	--	6
Fentress	--	--	--	--	--	--	--	--	--	--	--	--
Gonzalez	2/20/19 vs. Evansville	33	7	--	--	--	7	2	--	--	--	2
Grisanti	4/5/19 at Georgia	3	1	--	1	--	2	1	1	--	--	2
Hayes	--	--	--	--	--	--	--	--	--	--	--	--
Hogan	--	--	--	--	--	--	--	--	--	--	--	--
Infante	5/3/19 at South Carolina	1	4	1	--	--	5	4	1	--	1	6
Keegan	--	--	1	--	--	--	1	--	--	--	--	--
Kolwyck	--	--	1	--	--	--	1	--	--	--	--	--
Malcolm	--	--	--	--	--	--	--	--	--	--	--	--
Malloy	--	--	--	--	--	--	--	--	--	--	--	--
Martin	4/30/19 vs. Tennessee Tech	4	12	8	3	--	23	7	3	--	--	10
McMillan	--	--	--	--	--	--	--	--	--	--	--	--
Paul	4/19/19 at Alabama	19	14	4	--	1	19	5	4	--	3	12
Ray	4/6/19 at Georgia	36	11	1	--	--	12	3	--	--	--	3
Scott	4/26/19 vs. Auburn	7	12	2	1	--	15	2	4	2	--	8
Thomas	4/30/19 vs. Tennessee Tech	3	2	1	1	--	4	--	--	1	1	2

BREAKDOWNS

RUNS BY INNING	1	2	3	4	5	6	7	8	9	10+	TOTAL
VANDERBILT	67	44	69	50	36	41	45	23	12	3	390
OPPONENTS	24	26	20	27	22	16	20	19	20	2	196

PITCHING BREAKDOWN	W-L-S	ERA	IP	H	R	ER	BB	SO	HR
STARTERS	26-6	3.92	231.2	207	109	101	96	267	11
RELIEVERS	10-3-20	4.11	173.0	139	87	79	90	221	7

CATCHING BREAKDOWN	CS	SBA	CS%	PB	PICKOFFS
PHILIP CLARKE	9	18	33.3	7	2
TY DUVAL	2	4	33.3	4	0
DOMINIC KEEGAN	0	1	0.0	0	0
STEPHEN SCOTT	1	4	20.0	0	0

STARTS BY BATTING ORDER (TOTAL, W-L)

1st: Davis (31, 23-8), Martin (11, 10-1), Clarke (1, 1-0), Grisanti (1, 1-0), Ray (1, 1-0)
2nd: Martin (28, 21-7), Bleday (10, 9-1), Ray (6, 5-1), Clarke (1, 1-0)
3rd: Bleday (35, 27-8), Paul (10, 9-1)
4th: Scott (30, 23-7), Clarke (12, 10-2), Paul (3, 3-0)
5th: Clarke (26, 21-5), Ray (10, 9-1), DeMarco (5, 3-2), Scott (2, 1-1), Paul (1, 1-0), Rocker (1, 1-0), Infante (1, 1-0)
6th: DeMarco (17, 14-3), Ray (11, 8-3), Scott (8, 7-1), Clarke (5, 3-2), Paul (3, 3-0), Duvall (1, 1-0)
7th: Paul (28, 20-8), DeMarco (5, 5-0), Duvall (4, 4-0), Infante (2, 2-0), Thomas (3, 3-0), Scott (2, 2-0), Rocker (1, 0-1)
8th: Raby (14, 10-4), Infante (9, 6-3), Fellows (8, 7-1), Duvall (8, 7-1), Thomas (2, 2-0), Gonzalez (2, 2-0), Scott (1, 1-0), Rocker (1, 1-0)
9th: Infante (19, 16-3), Gonzalez (11, 8-3), Ray (10, 8-2), Fellows (1, 1-0), Raby (1, 1-0), Fentress (2, 2-0), Thomas (1, 0-1)

STARTS BY POSITION (TOTAL, W-L)

C: Clarke (30, 23-7), Duvall (13, 12-1), Scott (2, 1-1)
1B: Infante (31, 25-6), Scott (14, 11-3)
2B: Ray (32, 25-7), Martin (13, 11-2)
3B: Martin (26, 20-6), Gonzalez (13, 10-3), Ray (6, 6-0)
SS: Paul (45, 36-9)
LF: Scott (24, 20-4), Davis (18, 13-5), DeMarco (2, 2-0), Grisanti (1, 1-0)
CF: DeMarco (25, 20-5), Davis (12, 9-3), Thomas (6, 5-1), Fentress (2, 2-0)
RF: Bleday (45, 36-9)
DH: Raby (15, 11-4), Clarke (14, 12-2), Fellows (9, 8-1), Scott (3, 2-1), Davis (1, 1-0), Rocker (3, 2-1)

HOME RUN NOTES

HOMERS AT HOME: 35
HOMERS ON THE ROAD: 20

SOLO HOMERS: 29
2-RUN HOMERS: 16

3-RUN HOMERS: 12
GRAND SLAMS: 5

2-HOME RUN GAMES BY VANDERBILT (5 IN 2019)

Last: Isaiah Thomas (2), 4/30/19 vs. Tennessee Tech

3-HOME RUN GAMES BY VANDERBILT (0 IN 2019)

Last: Connor Kaiser, 6/3/18 at Clemson

PINCH-HIT HOME RUNS BY VANDERBILT (2 IN 2019)

Last: Walker Grisanti, 4/5/19 at Georgia

GRAND SLAMS BY VANDERBILT (5 IN 2019)

Last: Julian Infante, 5/3/19 at South Carolina

FIRST-INNING LEADOFF HOME RUNS BY VANDERBILT (0 IN 2019)

Last: Austin Martin, 2/18/18 vs. Duke

WALK-OFF HOME RUNS (0 IN 2019)

Last: JJ Bleday, 6/9/18 vs. Mississippi State, 11th inning

INSIDE-THE-PARK HOME RUNS BY VANDERBILT (0 IN 2019)

Last: Will Toffey, 3/22/17 vs. Belmont

BACK-TO-BACK HOME RUNS BY VANDERBILT (1 IN 2019)

Last: Austin Martin, JJ Bleday, 4/2/19 vs. Western Kentucky, 9th inning

CAREER HIGHS

43 ★ Austin Becker

Innings Pitched: 3.0, vs. Davidson (3/5/19)
Strikeouts: 8, vs. Davidson (3/5/19)
Hits Allowed: None
Walks Allowed: 2, vs. Davidson (3/5/19)
Runs Allowed: None

51 ★ JJ Bleday

Hits: 3, 10x, last at Alabama (4/20/19)
Runs: 4, vs. Florida (3/23/19)
RBI: 5, 2x, last at MTSU (4/9/19)
Walks: 5, vs. Middle Tennessee (5/15/18)
HRs: 2, 3x, last at Alabama (4/20/19)
Strikeouts: 3, 2x, last at Texas A&M (3/15/19)
Stolen Bases: 1, 2x, last vs. Clemson (6/2/18)

21 ★ Tyler Brown

Innings Pitched: 5.0, vs. Texas A&M (5/22/18)
Strikeouts: 6, 3x, last vs. Illinois St. (3/8/19)
Hits Allowed: 6, at Florida (3/31/18)
Walks Allowed: 3, vs. Mississippi St. (6/10/18)
Runs Allowed: 6, at Florida (3/31/18)

5 ★ Philip Clarke

Hits: 3, 9x, last vs. Auburn (4/26/19)
Runs: 3, 2x, vs. Samford (3/12/19)
RBI: 6, vs. Arkansas (4/14/19)
Walks: 4, vs. UMass-Lowell (2/23/18)
HRs: 2, vs. Clemson (6/3/18)
Strikeouts: 2, 12x, last at Georgia (4/5/19)
Stolen Bases: 2, vs. UMass-Lowell (2/25/18)

3 ★ Cooper Davis

Hits: 4, vs. SEMO (2/26/19)
Runs: 3, 2x, last vs. Tennessee (3/30/19)
RBI: 3, 2x, last at Texas A&M (3/15/19)
Walks: 2, 4x, last vs. WKU (4/2/19)
HRs: None
Strikeouts: 2, 3x, last at Georgia (4/5/19)
Stolen Bases: 1, 7x, last vs. Tennessee (3/30/19)

18 ★ Pat DeMarco

Hits: 4, vs. Auburn (4/27/19)
Runs: 3, 4x, last at South Carolina (5/3/19)
RBI: 7, vs. Davidson (3/5/19)
Walks: 2, 3x, last vs. Mississippi St. (6/10/18)
HRs: 1, 12x, last vs. Davidson (3/5/19)
Strikeouts: 3, 4x, last at Texas A&M (3/17/19)
Stolen Bases: 2, 3x, last vs. Auburn (4/27/19)

20 ★ Ty Duvall

Hits: 3, 2x, last vs. Florida (3/22/19)
Runs: 3, 3x, last at South Carolina (5/3/19)
RBI: 4, 2x, last vs. Florida (3/22/19)
Walks: 3, 2x, last at South Carolina (5/3/19)
HRs: 1, 6x, last vs. Tennessee Tech (4/30/19)
Strikeouts: 3, 2x, last vs. Samford (3/12/19)
Stolen Bases: 1, at Missouri (4/21/18)

39 ★ Jake Eder

Innings Pitched: 5.0, 4x, last at Georgia (4/6/19)
Strikeouts: 7, at Long Beach State (3/7/18)
Hits Allowed: 6, 2x, last at MTSU (4/3/18)
Walks Allowed: 5, vs. Louisville (5/1/18)
Runs Allowed: 5, vs. Louisville (5/1/18)

66 ★ Drake Fellows

Innings Pitched: 9.0, vs. Florida (3/22/19)
Strikeouts: 13, vs. Dayton (3/1/19)
Hits Allowed: 8, 3x, last at S. Carolina (5/3/19)
Walks Allowed: 6, at Texas A&M (3/15/19)
Runs Allowed: 8, at S. Carolina (5/3/19)

13 ★ Kiambu Fentress

Hits: 1, 2x, last vs. Illinois State (3/10/19)
Runs: 2, vs. Lipscomb (3/26/19)
RBI: 1, vs. Austin Peay (2/27/18)
Walks: 3, vs. Lipscomb (3/26/19)
HRs: None
Strikeouts: 1, 6x, last at MTSU (4/9/19)
Stolen Bases: 1, vs. Lipscomb (3/26/19)

32 ★ Hugh Fisher

Innings Pitched: 4.0, vs. Illinois State (3/10/19)
Strikeouts: 5, 2x, last vs. Tennessee (3/30/19)
Hits Allowed: 4, vs. Arkansas (4/14/19)
Walks Allowed: 2, 4x, last vs. Auburn (4/26/19)
Runs Allowed: 3, 2x, last vs. Arkansas (4/14/19)

49 ★ AJ Franklin

Innings Pitched: 2.0, vs. Indiana State (4/16/19)
Strikeouts: 3, 2x, last vs. Indiana State (4/16/19)
Hits Allowed: 2, 2x, last vs. Lipscomb (3/26/19)
Walks Allowed: 3, vs. CS Fullerton (2/16/19)
Runs Allowed: 6, vs. Cal St. Fullerton (2/16/19)

35 ★ Jackson Gillis

Innings Pitched: 3.2, vs. Duke (2/16/18)
Strikeouts: 5, vs. UMass-Lowell (2/24/18)
Hits Allowed: 4, vs. TCU (3/11/18)
Walks Allowed: 4, vs. Texas A&M (3/25/17)
Runs Allowed: 4, 2x, last at Tennessee (5/13/18)

55 ★ Joe Gobillot

Innings Pitched: 1.0, 2x, last vs. TTU (4/30/19)
Strikeouts: 3, at MTSU (4/9/19)
Hits Allowed: 1, 2x, last vs. TTU (4/30/19)
Walks Allowed: 3, vs. TTU (4/30/19)
Runs Allowed: 3, vs. TTU (4/30/19)

99 ★ Jayson Gonzalez

Hits: 4, 2x, last vs. Austin Peay (2/27/18)
Runs: 3, vs. Middle Tennessee (5/15/18)
RBI: 5, vs. UMass-Lowell (2/24/18)
Walks: 2, vs. Evansville (2/20/19)
HRs: 2, vs. UMass-Lowell (2/24/18)
Strikeouts: 3, 5x, last at Tennessee (5/12/18)
Stolen Bases: 1, 3x, last vs. Illinois St. (3/10/19)

17 ★ Walker Grisanti

Hits: 4, vs. ETSU (3/6/19)
Runs: 3, vs. Xavier (3/12/16)
RBI: 3, 3x, last vs. ETSU (3/6/19)
Walks: 3, at UCLA (3/9/18)
HRs: 1, 3x, last at Georgia (4/5/19)
Strikeouts: 3, 4x, last vs. Austin Peay (2/27/19)

30 ★ Sterling Hayes

Hits: None
Runs: 1, 2x, last vs. Davidson (3/5/19)
RBI: None
Walks: 1, 2x, last vs. Davidson (3/5/19)
HRs: None
Strikeouts: 1, vs. Tennessee Tech (4/30/19)
Stolen Bases: None

44 ★ Mason Hickman

Innings Pitched: 7.0, 4x, last vs. Indiana State (4/16/19)
Strikeouts: 12, vs. Belmont (3/19/19)
Hits Allowed: 8, at Florida (4/1/18)
Walks Allowed: 6, at Tennessee (5/13/18)
Runs Allowed: 6, vs. Kentucky (5/19/18)

11 ★ Matt Hogan

Hits: None
Runs: 1, vs. Davidson (3/5/19)
RBI: None
Walks: 1, vs. Davidson (3/5/19)
HRs: None
Strikeouts: 1, vs. Davidson (3/5/19)
Stolen Bases: None

45 ★ Chance Huff

Innings Pitched: 6.0, vs. Davidson (3/5/19)
Strikeouts: 7, vs. Davidson (3/5/19)
Hits Allowed: 6, vs. Davidson (3/5/19)
Walks Allowed: 3, 4x, last vs. TTU (4/30/19)
Runs Allowed: 3, 2x, last vs. Austin Peay (2/27/19)

22 ★ Julian Infante

Hits: 4, vs. Belmont (3/22/17)
Runs: 4, vs. Belmont 3/22/17
RBI: 7, vs. Missouri 3/22/17
Walks: 3, vs. Saint Mary's G2 (3/12/17)
HRs: 2, vs. Arkansas (4/14/19)
Strikeouts: 4, 3x, last at Alabama (4/21/19)
Stolen Bases: 1, 4x, last vs. TTU (4/30/19)

33 ★ Erik Kaiser

Innings Pitched: 3.0, vs. ETSU (3/6/19)
Strikeouts: 4, vs. ETSU (3/6/19)
Hits Allowed: 4, vs. ETSU (3/6/19)
Walks Allowed: None
Runs Allowed: 4, vs. ETSU (3/6/19)

12 ★ Dominic Keegan

Hits: 2, vs. Tennessee Tech (4/30/19)
Runs: 2, vs. Tennessee Tech (4/30/19)
RBI: 1, vs. Tennessee Tech (4/30/19)
Walks: 1, 2x, last at South Carolina (5/3/19)
HRs: None
Strikeouts: 1, 5x, last vs. Arkansas (4/14/19)
Stolen Bases: None

34 ★ Zach King

Innings Pitched: 6.1, vs. Kentucky (5/18/18)
Strikeouts: 7, vs. Dayton (3/2/19)
Hits Allowed: 7, vs. UMass-Lowell (2/24/18)
Walks Allowed: 4, at Clemson (6/2/18)
Runs Allowed: 5, vs. Illinois State (3/10/19)

16 ★ Tate Kolwyck

Hits: 2, vs. Tennessee Tech (4/30/19)
Runs: 1, vs. Tennessee Tech (4/30/19)
RBI: 1, vs. Tennessee Tech (4/30/19)
Walks: 1, vs. Davidson (3/5/19)
HRs: None
Strikeouts: None
Stolen Bases: None

36 ★ John Malcom

Hits: None
Runs: None
RBI: 1, vs. Davidson (3/5/19)
Walks: None
HRs: None
Strikeouts: 2, vs. Tennessee Tech (4/30/19)
Stolen Bases: None

42 ★ Justyn-Henry Malloy

Hits: 1, vs. Cal State Fullerton (2/16/19)
Runs: 1, 3x, last vs. Tennessee Tech (4/30/19)
RBI: 1, 2x, last vs. SEMO (2/26/19)
Walks: 1, 6x, last vs. Tennessee Tech (4/30/19)
HRs: None
Strikeouts: 2, vs. TCU (2/17/19)
Stolen Bases: None

16 ★ Austin Martin

Hits: 4, 4x, last vs. Arkansas (4/14/19)
Runs: 4, 3x, last vs. Arkansas (4/14/19)
RBI: 3, 4x, last at South Carolina (5/3/19)
Walks: 3, 3x, last vs. Virginia (2/15/19)
HRs: 1, 6x, last vs. Tennessee Tech (4/30/19)
Strikeouts: 4, vs. Indiana State (2/28/18)
Stolen Bases: 3, vs. Presbyterian (2/21/18)

10 ★ Ethan Paul

Hits: 5, vs. Florida (3/22/19)
Runs: 3, 11x, last at Alabama (4/19/19)
RBI: 7, vs. UMass-Lowell (2/24/18)
Walks: 3, vs. Xavier (3/13/16)
HRs: 2, 2x, last vs. Evansville (4/17/18)
Strikeouts: 3, 10x, last vs. Auburn (4/25/19)
Stolen Bases: 2, 5x, last vs. S. Carolina (4/27/18)

29 ★ Patrick Raby

Innings Pitched: 9.0, at Georgia (4/21/17)
Strikeouts: 11, 2x, last vs. Saint Mary's (3/12/17)
Hits Allowed: 9, 2x, last vs. Arkansas (4/14/19)
Walks Allowed: 6, vs. Florida (3/22/19)
Runs Allowed: 7, 2x, last at Auburn (5/5/18)

2 ★ Harrison Ray

Hits: 3, vs. Auburn (4/27/19)
Runs: 4, vs. Florida (3/22/19)
RBI: 4, vs. South Carolina (4/29/18)
Walks: 2, 6x, last at South Carolina (5/3/19)
HRs: 1, 2x, last at Clemson (6/3/18)
Strikeouts: 3, 4x, last at Alabama (4/21/19)
Stolen Bases: 2, 3x, last vs. Illinois St. (3/8/19)

80 ★ Kumar Rocker

Innings Pitched: 7.0, 2x, last vs. Auburn (4/26/19)
Strikeouts: 10, vs. Auburn (4/26/19)
Hits Allowed: 10, vs. Tennessee (3/31/19)
Walks Allowed: 4, at Alabama (4/20/19)
Runs Allowed: 7, vs. Tennessee (3/31/19)

19 ★ Stephen Scott

Hits: 4, vs. Florida (3/22/19)
Runs: 4, at Clemson (6/3/18)
RBI: 5, vs. Middle Tenn. (5/15/18)
Walks: 2, 19x, last vs. Auburn (4/25/19)
HRs: 2, 2x, last at Clemson (6/3/18)
Strikeouts: 3, 4x, last at Alabama (4/19/19)
Stolen Bases: 2, vs. Georgia (4/5/18)

27 ★ Ethan Smith

Innings Pitched: 3.2, vs. Dayton (3/2/19)
Strikeouts: 8, at South Carolina (5/3/19)
Hits Allowed: 3, 2x, last vs. Arkansas (4/13/19)
Walks Allowed: 3, 2x, last at Texas A&M (3/16/19)
Runs Allowed: 2, 4x, last vs. Arkansas (4/13/19)

8 ★ Isaiah Thomas

Hits: 4, vs. Tennessee Tech (4/30/19)
Runs: 3, vs. Tennessee Tech (4/30/19)
RBI: 5, vs. Tennessee Tech (4/30/19)
Walks: 1, vs. Auburn (4/27/19)
HRs: 2, vs. Tennessee Tech (4/30/19)
Strikeouts: 3, at Alabama (4/19/19)
Stolen Bases: None

THE LAST TIME VANDERBILT...

Won 5 or more consecutive games 9 games (April 16, 2019-present)
Won 7 or more consecutive games 9 games (April 16, 2019-present)
Won 10 or more consecutive games 14 games (April 20-May 16, 2013)
Won 15 or more consecutive games 19 games (Feb. 9-March 16, 2007)

Won 5 or more consecutive home games 5 games (April 16, 2019-present)
Won 8 or more consecutive home games 8 games (Feb. 18-28, 2018)
Won 10 or more consecutive home games 17 games (May 29, 2015-March 15, 2016)
Won 20 or more consecutive home games Never Happened

Won 5 or more consecutive road games 5 games (April 9, 2019-present)
Won 6 or more consecutive road games 7 games (March 21- April 16, 2015)
Won 8 or more consecutive road games 8 games (April 20 - May 12, 2013)
Won 9 or more consecutive road games 10 games (April 11- May 4, 2008)

Won 5 or more consecutive conference games 7 games (April 19, 2019-present)
Won 6 or more consecutive conference games 7 games (April 19, 2019-present)
Won 7 or more consecutive conference games 11 games (April 20-May 16, 2013)
Won 8 or more consecutive conference games 11 games (April 20-May 16, 2013)

Won 5 or more consecutive conference home games 8 games (May 17, 2018-March 30, 2019)
Won 8 or more consecutive conference home games 8 games (May 17, 2018-March 30, 2019)
Won 9 or more consecutive conference home games 12 games (March 23-May 16, 2013)
Won 10 or more consecutive conference home games 12 games (March 23-May 16, 2013)

Won 5 or more consecutive conference road games 6 games (March 21-April 16, 2015)
Won 7 or more consecutive conference road games 7 games (April 20-May 12, 2013)
Won 8 or more consecutive conference road games 8 games (May 12, 2012-April 7, 2013)

Won 5 or more consecutive midweek games 9 games (March 5, 2019-present)
Won 10 or more consecutive midweek games 10 games (May 17, 2016-April 4, 2017)
Won 11 or more consecutive midweek games 12 games (March 27, 2012-March 13, 2013)

Won 5 or more consecutive midweek home games 6 games (May 5, 2019-present)
Won 10 or more consecutive midweek home games 13 games (March 27, 2012-April 9, 2013)
Won 15 or more consecutive midweek home games 16 games (March 23, 2010-Feb. 22, 2012)

Lost 5 or more consecutive games 6 games (April 29-May 8, 2018)
Lost 7 or more consecutive games 7 games (March 28-April 6, 1997)
Lost 8 or more consecutive games 12 games (March 25-April 10, 1994)

Lost 4 or more consecutive home games 4 games (Feb. 24-29, 2012)
Lost 5 or more consecutive home games 6 games (April 30-May 22, 2005)
Lost 6 or more consecutive home games 6 games (April 30-May 22, 2005)
Lost 7 or more consecutive home games 9 games (1965-1966)

Lost 5 or more consecutive road games 6 games (March 30-April 20, 2018)
Lost 6 or more consecutive road games 6 games (March 30-April 20, 2018)
Lost 7 or more consecutive road games 8 games (Feb. 17-April 6, 2012)
Lost 8 or more consecutive road games 8 games (Feb. 17-April 6, 2012)
Lost 9 or more consecutive road games 9 games (March 25-April 26, 1994)
Lost 10 or more consecutive road games 11 games (April 18, 1978-March 5, 1979)

Lost 5 or more consecutive conference games 6 games (May 10, 2009-March 20, 2010)
Lost 6 or more consecutive conference games 6 games (May 10, 2009-March 20, 2010)
Lost 7 or more consecutive conference games 7 games (May 10, 2008-March 15, 2009)
Lost 8 or more consecutive conference games 11 games (April 5-27, 2002)
Lost 9 or more consecutive conference games 11 games (April 5-27, 2002)
Lost 10 or more consecutive conference games 11 games (April 5-27, 2002)

Lost 5 or more consecutive conference home games 5 games (April 12-27, 2002)
Lost 6 or more consecutive conference home games 9 games (April 14-May 14, 2000)
Lost 7 or more consecutive conference home games 9 games (April 14-May 14, 2000)
Lost 8 or more consecutive conference home games 9 games (April 14-May 14, 2000)

Lost 5 or more consecutive conference road games 5 games (March 30-April 20, 2018)
Lost 6 or more consecutive conference road games 10 games (April 5-May 17, 2002)
Lost 7 or more consecutive conference road games 10 games (April 5-May 17, 2002)
Lost 8 or more consecutive conference road games 10 games (April 5-May 17, 2002)

Shutout an opponent vs. Florida, 5-0 (March 21, 2019)
Shutout an opponent on Opening Day vs. Santa Clara, 4-0 (Feb. 13, 2015)
Shutout an opponent at home vs. Florida, 5-0 (March 21, 2019)
Shutout an SEC opponent at home vs. Florida, 5-0 (March 21, 2019)
Shutout an opponent on the road at Alabama, 2-0 (April 21, 2019)
Shutout an SEC opponent on the road at Alabama, 2-0 (April 21, 2019)
Shutout an opponent on a neutral field vs. Belmont, 3-0 (March 19, 2019)
Shutout a midweek opponent at home vs. UT-Martin, 11-0 (April 4, 2017)
Shutout a midweek opponent on the road at Middle Tennessee, 1-0 (April 12, 2011)
Shutout back-to-back opponents vs. Belmont, 3-0 & vs. Florida, 5-0 (March 19-21, 2019)

Was shutout at Texas A&M, 7-0 (March 17, 2019)
Was shutout in back-to-back games Kentucky, 14-0 & 4-0 (April 23, 1976)

Was shutout on Opening Day vs. San Diego, 10-0 (Feb. 17, 2006)
Was shutout at home Kentucky, 3-0 (April 17, 2016)
Was shutout at home by an SEC opponent Kentucky, 3-0 (April 17, 2016)
Was shutout on the road at Texas A&M, 7-0 (March 17, 2019)
Was shutout on the road by an SEC opponent at Texas A&M, 7-0 (March 17, 2019)

Was shutout on a neutral field vs. Louisiana, 3-0, at Minute Maid Park (March 3, 2018)
Was shutout against a midweek opponent at home vs. Belmont, 1-0 (Feb. 26, 2003)
Was shutout against a midweek opponent on the road at North Florida, 2-0 (March 5, 1991)
Was shutout against a non-conference opponent on a neutral site vs. Louisiana, 3-0, at MIMP (March 3, 2018)

Run-ruled an opponent vs. Alabama, 16-1, 7 inn. @ SEC Tournament (May 22, 2015)
Run-ruled an opponent at home vs. Evansville, 14-3, 5 inn. (April 17, 2002)

Was run-ruled vs. Texas A&M, 13-3, 7 inn. @ SEC Tournament (May 27, 2016)

Played in 14 or more innings 14 innings, vs. Illinois-Chicago (W, 6-5) (Feb. 27, 2016)
Played in 15 or more innings 16 innings, vs. Ole Miss (L, 6-5) (April 10, 2015)
Played in 16 or more innings 16 innings, vs. Ole Miss (L, 6-5) (April 10, 2015)
Played in 17 or more innings 17 innings, vs. Louisville (W, 11-10) (May 11, 2010)

Won both games of a doubleheader vs. Dayton: 5-1, 2-0 (March 2, 2019)
Shutout opponent in both games of a doubleheader vs. Georgia: 3-0, 6-0 (April 27, 1976)
Lost both games of a doubleheader at Tennessee: 4-2 (11), 4-3 (April 25, 2010)

Swept a 3-game series at home vs. #25 Auburn (April 25-27, 2019)
Swept a 3-game series at home vs. non-conference opponent vs. Dayton (March 1-2, 2019)
Swept a 3-game series on the road at Alabama (April 19-21, 2019)
Swept a 3-game SEC series at home vs. #25 Auburn (April 25-27, 2019)
Swept a 3-game SEC series on the road at Alabama (April 19-21, 2019)
Swept a midweek series at home 2 games, vs. Presbyterian (Feb. 20-21, 2018)
Swept a midweek series on the road 2 games, at Ohio (May 17-18, 2005)
Swept a four-game series vs. Sewanee (1907)

Was swept in a 3-game series at home vs. Oregon (Feb. 24-26, 2012)
Was swept in a 3-game series at home vs. non-conference opponent vs. Oregon (Feb. 24-26, 2012)
Was swept in a 3-game series on the road at Auburn (May 4-6, 2018)
Was swept in a 3-game SEC series at home vs. Tennessee (May 14-16, 2009)
Was swept in a 3-game SEC series on the road at Auburn (May 4-6, 2018)

Swept 3 or more SEC series in a season 3, 2016 (at MIZ, vs. UGA, vs. AUB)
Swept 4 or more SEC series in a season 6, 2013 (at AUB, vs. UT, at OM, vs. MIZ, vs. MSU, vs. UK)
Was swept in 3 or more SEC series in a season 3, 2009 (vs. ALA, at USC, vs. UT)
Was swept in 4 or more SEC series in a season 4, 2002 (vs. UGA, at OM, at UF, at AUB)

Swept Alabama in a 3-game series at home April 9-11, 2011
Swept Alabama in a 3-game series on the road April 19-21, 2019
Was swept by Alabama in a 3-game series at home April 17-19, 2009
Was swept by Alabama in a 3-game series on the road April 22-23, 2006

Swept Arkansas in a 3-game series at home March 14-15, 2015
Swept Arkansas in a 3-game series on the road Never Happened
Was swept by Arkansas in a 3-game series at home April 1-3, 1994
Was swept by Arkansas in a 3-game series on the road April 8-10, 2005

Swept Auburn in a 3-game series at home April 27-29, 2019
Swept Auburn in a 3-game series on the road March 15-17, 2013
Was swept by Auburn in a 3-game series at home March 19-21, 1999
Was swept by Auburn in a 3-game series on the road May 4-6, 2018

Swept Florida in a 3-game series at home March 21-23, 2019
Swept Florida in a 3-game series on the road Never Happened
Was swept by Florida in a 3-game series at home May 20-22, 2005
Was swept by Florida in a 3-game series on the road March 30-April 1, 2018

Swept Georgia in a 3-game series at home April 29-May 1, 2016
Swept Georgia in a 3-game series on the road April 3-5, 2015
Was swept by Georgia in a 3-game series at home March 22-24, 2002
Was swept by Georgia in a 3-game series on the road May 2-4, 2003

Swept Kentucky in a 3-game series at home May 17-19, 2018
Swept Kentucky in a 3-game series on the road May 11-12, 2013
Was swept by Kentucky in a 3-game series at home May 12-14, 2000
Was swept by Kentucky in a 3-game series on the road April 9-10, 1988

Swept Missouri in a 3-game series at home April 24-26, 2015
Swept Missouri in a 3-game series on the road May 25-27, 2016
Was swept by Missouri in a 3-game series at home Never Happened
Was swept by Missouri in a 3-game series on the road Never Happened

Swept South Carolina in a 3-game series at home Never Happened
Swept South Carolina in a 3-game series on the road Never Happened
Was swept by South Carolina in a 3-game series at home April 12-14, 2002
Was swept by South Carolina in a 3-game series on the road May 1-3, 2009

Swept Tennessee in a 3-game series at home March 29-31, 2013
Swept Tennessee in a 3-game series on the road May 2-4, 2008
Was swept by Tennessee in a 3-game series at home May 14-16, 2009
Was swept by Tennessee in a 3-game series on the road May 5-7, 2000

Swept Texas A&M in a 3-game series at home Never Happened
Swept Texas A&M in a 3-game series on the road Never Happened
Was swept by Texas A&M in a 3-game series at home Never Happened
Was swept by Texas A&M in a 3-game series on the road Never Happened

THE LAST TIME VANDERBILT...

Defeated a Top 25 ranked team vs. #25 Auburn, 9-5 (April 27, 2019)
Defeated a Top 25 ranked team at home vs. #25 Auburn, 9-5 (April 27, 2019)
Defeated a Top 25 ranked team on the road at #4 Georgia, 3-2 -- 11 inn. (April 5, 2019)
Defeated a Top 25 ranked team at a neutral site vs. #25 Cal State Fullerton, 14-9 (Feb. 15, 2019)
Defeated a Top 25 ranked non-conference team vs. #25 Cal State Fullerton, 14-9 (Feb. 15, 2019)
Defeated a Top 25 ranked non-conference team at home vs. #25 Duke, 9-1 (Feb. 18, 2018)
Defeated a Top 25 ranked non-conference team on the road at #11 UCLA, 6-3 (March 10, 2018)

Defeated a Top 20 ranked team vs. #12 Arkansas, 12-2 (April 13, 2019)
Defeated a Top 20 ranked team at home vs. #12 Arkansas, 12-2 (April 13, 2019)
Defeated a Top 20 ranked team on the road at #4 Georgia, 3-2 -- 11 inn. (April 5, 2019)
Defeated a Top 20 ranked team at a neutral site vs. #8 Clemson @ Clemson Regional, 19-6 (June 3, 2018)

Defeated a Top 15 ranked team vs. #12 Arkansas, 12-2 (April 13, 2019)
Defeated a Top 15 ranked team at home vs. #12 Arkansas, 12-2 (April 13, 2019)
Defeated a Top 15 ranked team on the road at #4 Georgia, 3-2 -- 11 inn. (April 5, 2019)
Defeated a Top 15 ranked team at a neutral site vs. #8 Clemson @ Clemson Regional, 19-6 (June 3, 2018)

Defeated a Top 10 ranked team at #4 Georgia, 3-2 -- 11 inn. (April 5, 2019)
Defeated a Top 10 ranked team at home vs. #5 Ole Miss, 8-7 (April 15, 2018)
Defeated a Top 10 ranked team on the road at #4 Georgia, 3-2 -- 11 inn. (April 5, 2019)
Defeated a Top 10 ranked team at a neutral site vs. #8 Clemson @ Clemson Regional, 19-6 (June 3, 2018)

Defeated a Top 5 ranked team at #4 Georgia, 3-2 -- 11 inn. (April 5, 2019)
Defeated a Top 5 ranked team at home vs. #5 Ole Miss, 8-7 (April 15, 2018)
Defeated a Top 5 ranked team on the road at #4 Georgia, 3-2 -- 11 inn. (April 5, 2019)
Defeated a Top 5 ranked team at a neutral site vs. #1 Texas A&M, 6-5 (May 25, 2016)

Defeated a #1 ranked team vs. #1 Texas A&M, 6-5 (May 25, 2016)
Defeated a #1 ranked team at home vs. #1 Kentucky, 4-3 (April 28, 2012)
Defeated a #1 ranked team on the road at #1 Florida, 5-0 (May 14, 2016)
Defeated a #1 ranked team at a neutral site vs. #1 Texas A&M, 6-5 (May 25, 2016)

Won a series against a Top 25 ranked team vs. #25 Auburn: 12-6, 5-2, 9-5 (April 25-27, 2019)
Won a series against a Top 10 ranked team vs. #5 Ole Miss: 3-11, 8-7, 8-7 (April 13-15, 2018)
Won a series against a Top 25 ranked team at home vs. #25 Auburn: 12-6, 5-2, 9-5 (April 25-27, 2019)
Won a series against a Top 10 ranked team at home vs. #5 Ole Miss: 3-11, 8-7, 8-7 (April 13-15, 2018)
Won a series against a Top 25 ranked team on the road at #19 Miss. St.: 5-0, 10-1, 4-3 (March 16-18, 2018)
Won a series against a Top 10 ranked team on the road at #4 Florida: 0-1, 3-0, 16-2 (May 8-10, 2014)
Swept a series against a Top 25 ranked team vs. #25 Auburn: 12-6, 5-2, 9-5 (April 25-27, 2019)
Swept a series against a Top 10 ranked team 2 games, at #1 Arkansas, 9-0, 13-6 (April 10-11, 2009)
Have not swept a 3-game series in the Tim Corbin era
Played to a tie vs. Alabama, 3-3 - 8 inn. (May 20, 2017)

Hit back-to-back home runs Austin Martin (solo), JJ Bleday (solo) - 9th inning vs. WKU (April 2, 2019)
Hit back-to-back HR twice in a game Connor Kaiser (3R), Philip Clarke (solo) - 3rd inn; Julian Infante (solo), Harrison Ray (solo) - 8th inn at Clemson (June 3, 2018)
Had multiple players hit 2-or-more home runs Stephen Scott (2), Philip Clarke (2), Connor Kaiser (3) at Clemson (June 3, 2018)
Hit 2 or more home runs in an inning 2, 9th inning, at Alabama (April 20, 2019)
Hit 3 or more home runs in an inning 3, 3rd inning, vs. San Diego (Feb. 21, 2016)
Hit 5 or more home runs in a game 5, at Alabama (April 20, 2019)
Hit 6 or more home runs in a game 9, vs. #8 Clemson @ NCAA Clemson Regional (June 3, 2018)
Hit 8 or more home runs in a game 9, vs. #8 Clemson @ NCAA Clemson Regional (June 3, 2018)
Hit multiple grand slams in a season 5 (P. Clarke, P. DeMarco, S. Scott, J. Infante) (2019)
Hit 3 or more grand slams in a season 5 (P. Clarke, P. DeMarco, S. Scott, J. Infante) (2019)
Hit 4 or more grand slams in a season 5 (P. Clarke, P. DeMarco, S. Scott, J. Infante) (2019)

Homered in 3 or more consecutive innings 3, vs. Tennessee Tech, 3rd-4th-5th (April 30, 2019)
Homered in 4 or more consecutive innings 4, vs. Clemson, 5th-6th-7th-8th (June 3, 2018)
Homered in 5 or more consecutive games 11 games (April 13, 2019-present)
Homered in 8 or more consecutive games 11 games (April 13, 2019-present)
Homered in 9 or more consecutive games 11 games (April 13, 2019-present)
Homered in 10 or more consecutive games 11 games (April 13, 2019-present)

Scored 10 or more runs in 3 consecutive games 3 games (March 22-26, 2019)
Scored 10 or more runs in 4 consecutive games 4 games (April 9-14, 2013)
Scored 10 or more runs in 5 or more consecutive games 6 games (April 22-May 1, 2011)
Scored 15 or more runs in a game 22, at South Carolina, 22-11 (May 3, 2019)
Scored 20 or more runs in a game 22, at South Carolina, 22-11 (May 3, 2019)
Scored 20 or more runs in consecutive games 21-10 vs. Tennessee Tech; 22-11 at S. Carolina (April 30; May 3, 2019)

Scored 10 or more runs in a loss 12-14, vs. Arkansas (April 14, 2019)
Scored 15 or more runs in a loss 15-16, 10 inn. - at LSU (May 7, 2010)
Scored 17 or more runs in a loss 17-22, vs. Michigan State (March 20, 1993)
Scored 20 or more runs in a loss Never Happened

Scored 10 or more unanswered runs 18, vs. Middle Tennessee (May 15, 2018)
Scored 15 or more unanswered runs 18, vs. Middle Tennessee (May 15, 2018)
Scored 20 or more unanswered runs 21, vs. Radford @ NCAA Nashville Regional (June 1, 2015)

Scored in 5 consecutive innings 6, (3rd-8th inn.) vs. Tennessee Tech (April 30, 2019)
Scored in 6 consecutive innings 6, (3rd-8th inn.) vs. Tennessee Tech (April 30, 2019)
Scored 5 or more runs in the first inning 6, vs. Tennessee Tech (April 30, 2019)
Scored 7 or more runs in the first inning 7, vs. #12 Arkansas (April 13, 2019)
Scored 9 or more runs in the first inning 9, vs. Samford (March 12, 2019)

Scored in the first inning in 4 or more consecutive games 4 games (Feb. 24-27, 2019)
Scored 7 or more runs in an inning 9 (6th inn.), at South Carolina (May 3, 2019)
Scored 10 or more runs in an inning 13 (3rd inn.) vs. Davidson (March 5, 2019)
Scored 14 or more runs in an inning 14 (3rd inn.) vs. Middle Tennessee (May 15, 2018)
Scored 4 or more runs in three diff. innings 7 (4th inn), 9 (6th inn) & 5 (7th inn) at S. Carolina (May 3, 2019)
Scored 4 or more runs in three diff. innings in consecutive games 6 (1st inn), 5 (3rd inn) & 4 (4th inn) vs. Tenn. Tech (April 30, 2019) and 7 (4th inn), 9 (6th inn) & 5 (7th inn) at S. Carolina (May 3, 2019)

Scored 10 or more runs in a road game 22, at South Carolina (May 3, 2019)
Scored 15 or more runs in a road game 22, at South Carolina (May 3, 2019)
Scored 20 or more runs in a road game 22, at South Carolina (May 3, 2019)
Scored 25 or more runs in a road game Never Happened

Allowed 10 or more runs in a loss 14, vs. #12 Arkansas (April 14, 2019)
Allowed 10 or more runs in a win 11, at South Carolina (May 3, 2019)
Allowed 15 or more runs in a game 20, vs. Florida (April 15, 2017)
Allowed 20 or more runs in a game 20, vs. Florida (April 15, 2017)
Allowed 7 or more runs in an inning 7, 5th inn. - vs. Auburn (May 6, 2018)
Allowed 10 or more runs in an inning 13, 7th inn. @ NCAA Nashville Regional (June 4, 2016)
Allowed 5 or more runs in the first inning 7, vs. Texas A&M @ SEC Tournament (May 27, 2016)

Overcame a deficit of 4 or more runs in a win 4, at South Carolina (May 3, 2019)
Overcame a deficit of 5 or more runs in a win 6, vs. St. Mary's (March 10, 2017)
Overcame a deficit of 6 or more runs in a win 6, vs. St. Mary's (March 10, 2017)
Overcame a deficit of 7 or more runs in a win 10, vs. Illinois State (March 1, 2015)
Overcame a deficit of 8 or more runs in a win 10, vs. Illinois State (March 1, 2015)
Overcame a deficit of 9 or more runs in a win 10, vs. Illinois State (March 1, 2015)

Squandered a lead of 4 or more runs in a loss 4, vs. #12 Arkansas (April 14, 2019)
Squandered a lead of 5 or more runs in a loss 5, at #19 Texas A&M (March 16, 2019)
Squandered a lead of 6 or more runs in a loss 7, vs. South Carolina (April 27, 2018)
Squandered a lead of 7 or more runs in a loss 7, vs. South Carolina (April 27, 2018)

Had 15 or more hits in a game 15, at South Carolina (May 3, 2019)
Had 15 or more hits in a win 15, at South Carolina (May 3, 2019)
Had 18 or more hits in a game 21, vs. Tennessee Tech (April 30, 2019)
Had 18 or more hits in a win 21, vs. Tennessee Tech (April 30, 2019)
Had 20 or more hits in a win 21, vs. Tennessee Tech (April 30, 2019)
Had 30 or more hits in a game 30, vs. Alabama (April 17, 1988)
Had 50 or more hits in an SEC series 54, vs. Missouri (April 12-14, 2013)
Had 15 or more hits in a loss 17, vs. Florida (April 15, 2017)

Had 10 or more total bases in a game Isaiah Thomas (10) vs. Tennessee Tech (April 30, 2019)
Had 11 or more total bases in a game Connor Kaiser (14) at Clemson (June 3, 2018)

Had at least 15 hits in back-to-back games 15, 21, 15 vs. Auburn, Tenn. Tech and at South Carolina (April 27-May 3, 2019)
Had at least 10 hits in 5 or more consecutive games 5 games (April 13-20, 2019)
Had at least 10 hits in 6 or more consecutive games 6 games (Feb. 20-March 1, 2019)
Had at least 10 hits in 7 or more consecutive games 7 games (Feb. 18-27, 2018)
Had at least 10 hits in 8 or more consecutive games 8 games (Feb. 27-March 12, 2010)

Had 5 or more doubles in a game 5, vs. Tennessee Tech (April 30, 2019)
Had 6 or more doubles in a game 6, vs. Davidson (March 5, 2019)
Had 7 or more doubles in a game 8, at Clemson (June 3, 2017)
Allowed 5 or more doubles in a game 6, vs. Arkansas (April 14, 2019)
Allowed 6 or more doubles in a game 6, vs. Arkansas (April 14, 2019)

Had 2 or more triples in a game 2, vs. ETSU (March 6, 2019)
Had 3 or more triples in a game 4, vs. Radford (May 31, 2015)
Had 4 or more triples in a game 4, vs. Radford (May 31, 2015)
Allowed 2 or more triples in a game 2, vs. Belmont (March 22, 2017)
Allowed 3 or more triples in a game 3, vs. Texas A&M (April 11, 2014)

THE LAST TIME VANDERBILT...

Allowed 3 or more home runs in a game _____ 3, by Kentucky (May 19, 2018)
Allowed 4 or more home runs in a game _____ 4, vs. Sam Houston State @ Minute Maid Park (March 2, 2018)
Allowed 5 or more home runs in a game _____ 5, at Auburn (March 27, 2009)

Did not draw a walk in a game _____ vs. #12 Arkansas (April 12, 2019)
Walked 10 or more times in a game _____ 11, at South Carolina (May 3, 2019)
Walked 15 or more times in a game _____ 17, vs. Davidson (March 5, 2019)
Walked 18 or more times in a game _____ 19, vs. Middle Tennessee (May 15, 2018)
Allowed 0 walks in a game _____ at Missouri (April 21, 2018)
Allowed 0 walks in back-to-back games _____ at San Diego, DH (Feb. 20, 2011)
Allowed 10 or more walks in a game _____ 10, vs. Tennessee Tech (April 30, 2019)
Allowed 12 or more walks in a game _____ 12, vs. Austin Peay (Feb. 27, 2019)
Allowed 10-plus walks in back-to-back games _____ 12, vs. Illinois State; 12, vs. Evansville (March 1-3, 2015)

Did not strikeout in a game _____ vs. Tennessee-Martin (Feb. 23, 2005)
Struck out 12 or more times in a game _____ 14, at Alabama (April 20, 2019)
Struck out 15 or more times in a game _____ 16, vs. Mississippi St. @ Nashville Super Regional (June 10, 2018)
Struck out 15 or more batters in a game _____ 16, at South Carolina (May 3, 2019)
Struck out 18 or more batters in a game _____ 18, vs. Dayton (March 1, 2019)
Struck out 20 or more opposing batters in a game _____ 22, vs. Ole Miss (April 10, 2015)
Struck out 10 or more opposing batters in 5 consecutive games _____ 13 games (Feb. 20-March 10, 2019)
Struck out 10 or more opposing batters in 8 consecutive games _____ 13 games (Feb. 20, 2019-March 10, 2019)

Pitching staff held opponent scoreless for 10 consecutive inn. in a game _____ 11 inn. at Missouri (March 26, 2016)

Had 5 or more hit batters in a game _____ 5, by Arkansas (March 14, 2015)
Had 6 or more hit batters in a game _____ 6, by Rhode Island (March 4, 2012)

Had 5 or more stolen bases in a game _____ 5, vs. South Carolina (April 29, 2018)
Had 6 or more stolen bases in a game _____ 6, vs. LSU (March 23, 2018)
Had 7 or more stolen bases in a game _____ 7, vs. UMass-Lowell (Feb. 25, 2018)
Had 8 or more stolen bases in a game _____ 8, vs. UNC-Wilmington (June 1, 2012)

Left 13 or more runners on base _____ 15, vs. #14 Florida (March 22, 2019)
Left 14 or more runners on base _____ 15, vs. #14 Florida (March 22, 2019)
Left 15 or more runners on base _____ 15, vs. #14 Florida (March 22, 2019)
Left 16 or more runners on base _____ 17, vs. Mississippi State @ Nashville Super Regional (June 10, 2018)

Committed 4 or more errors in a game _____ 4, at Texas A&M (March 17, 2019)
Committed 5 or more errors in a game _____ 6, at Middle Tennessee (March 22, 2016)
Committed 6 or more errors in a game _____ 6, at Middle Tennessee (March 22, 2016)

Combined for a no-hitter _____ at Western Kentucky (J. Lewis, N. Pilkington, J. Scott, M. Buschmann), May 6, 2003
Combined for a perfect game _____ at Western Kentucky (J. Lewis, N. Pilkington, J. Scott, M. Buschmann), May 6, 2003
Combined on a one-hitter _____ vs. Quinnipiac (T. Ferguson, R. Johnson, M. Ruppenthal, B. Bowden), March 11, 2015
Combined on a two-hitter _____ vs. UT Martin (C. Day, J. Gillis, C. Snider, R. Hayes), April 4, 2017
Combined on a three-hitter _____ at Alabama (P. Raby, H. Fisher, T. Brown), April 21, 2019
Was no-hit _____ at Texas A&M (Kyle Simonds, 9.0), May 7, 2016

Started six true freshmen _____ at Auburn (Austin Martin - LF, Philip Clarke - DH, Pat DeMarco - RF, Jayson Gonzalez - SS, Garrett Blaylock - 3B, Mason Hickman - SP), May 6, 2018

HITTING:
Hit an inside-the-park home run _____ Will Toffey vs. Belmont (March 22, 2017)
Hit a pinch-hit home run _____ Walker Grisanti at #4 Georgia (April 5, 2019)
Hit a grand slam _____ Julian Infante at South Carolina (May 3, 2019)
Hit a grand slam on the road _____ Julian Infante at South Carolina (May 3, 2019)

Hit a walk-off home run _____ JJ Bleday vs. Mississippi State (June 9, 2018)

Hit 2 or more home runs in a game _____ Isaiah Thomas (2) vs. Tennessee Tech (April 30, 2019)
Hit 3 or more home runs in a game _____ Connor Kaiser (3) at Clemson (June 3, 2018)

Homered in consecutive at-bats _____ Julian Infante, 2nd inn., 3rd inn. vs. #12 Arkansas (April 14, 2019)

Hit for the cycle _____ Clinton Johnston vs. Kentucky (April 28, 1996)
Hit for the cycle in an SEC game _____ Clinton Johnston vs. Kentucky (April 28, 1996)

Had a 20-game hit streak _____ JJ Bleday and Austin Martin, 20 (May 17, 2018-March 1, 2019)
Had a 25-game hit streak _____ Xavier Turner, 27 (March 4-April 22, 2014)
Had a 45-game on-base streak _____ JJ Bleday, 47 (March 4, 2018-March 17, 2019)
Had a walk-off base hit _____ JJ Bleday, solo home run, vs. Mississippi State (June 9, 2018)

Had 2 hits in an inning _____ Ethan Paul (1B, 2B) vs. Davidson (March 5, 2019)
Had 5 or more hits in a game _____ Ethan Paul (5) vs. #14 Florida (March 22, 2019)

Had 5 or more RBIs in a game _____ Julian Infante (6) at South Carolina (May 3, 2019)
Had 6 or more RBIs in a game _____ Julian Infante (6) at South Carolina (May 3, 2019)
Had 7 or more RBIs in a game _____ Pat DeMarco (7) vs. Davidson (March 5, 2019)
Had 10 or more RBIs in a game _____ Connor Kaiser (10) at Clemson (June 3, 2018)

Stole home _____ Ethan Paul vs. Auburn (May 19, 2016)
Had a triple steal _____ Ethan Paul (home), Jeren Kendall (3rd), Bryan Reynolds (2nd) vs. Auburn (May 19, 2016)
Had 3 or more stolen bases in a game _____ Austin Martin (3) vs. Presbyterian (Feb. 21, 2018)

PITCHING:
Threw a 9-inning no-hitter _____ Doug Wessel vs. Belmont (April 19, 1971)

Struck out 10 or more batters in a game _____ Kumar Rocker, 10, vs. #25 Auburn (April 26, 2019)
True Freshman Struck out 10 or more batters in a game _____ K. Rocker, 10, vs. #25 Auburn (April 26, 2019)
Struck out 13 or more batters in a game _____ Drake Fellows, 13, vs. Dayton (March 1, 2019)
Struck out 10 or more batters in consecutive games _____ Kyle Wright, 11 and Drake Fellows, 10 vs. Alabama (May 19-20, 2017)
Struck out 15 or more batters in a game _____ Kevin Ziomek, 15 vs. Illinois-Chicago (March 1, 2013)
Struck out 7 or more batters in career debut _____ 8, Austin Becker vs. Davidson (March 5, 2019)

Pitched a 7-inning, complete game _____ Mason Hickman vs. LSU (March 25, 2018)
Pitched 9 or more innings _____ 9.0, Drake Fellows vs. Florida (March 21, 2019)
Pitched 9 or more scoreless innings _____ 9.0, Drake Fellows vs. Florida (March 21, 2019)
Pitched a 9-inning, complete game _____ 9.0, Drake Fellows vs. Florida (March 21, 2019)
Pitched a 9-inning, complete-game shutout _____ 9.0, Drake Fellows vs. Florida (March 21, 2019)
Picked up 10 or more saves in a season _____ 10, Ben Bowden (2016)
Picked up 15 or more saves in a season _____ 16, Brian Miller (2013)
Picked up win and save on same day _____ Jackson Gillis vs. Ole Miss, Win - Game 1, Save - Game 2 (April 15, 2018)
Picked up the save (true freshman) _____ Austin Becker vs. Davidson (March 5, 2019)

**2019 South Carolina Baseball
#4 Vanderbilt at South Carolina
May 03, 2019 at Columbia, S.C. (Founders Park)**

Vanderbilt 22 (36-9,16-6 SEC)

South Carolina 11 (24-21,5-17 SEC)

Player	ab	r	h	bb	so	po	a	lob
Austin Martin 3b	4	3	3	0	0	0	1	0
Jayson Gonzalez 3b	0	0	0	0	0	0	0	0
JJ Bleday rf	5	2	2	1	1	0	0	0
Walker Grisanti rf	0	0	0	0	0	2	0	0
Ethan Paul ss	6	1	1	3	0	2	0	2
Philip Clarke c	3	2	1	0	2	1	13	0
Isaiah Thomas ph/cf	1	0	0	0	1	0	0	0
Harrison Ray 2b	4	2	1	1	2	2	0	0
Stephen Scott lf	6	3	2	1	0	2	2	0
Pat DeMarco cf	3	3	1	2	1	1	1	0
Dominic Keegan c	0	0	0	0	1	0	3	0
Patrick Raby dh	0	0	0	0	0	0	0	0
Ty Duvall ph/dh	2	3	1	3	3	0	0	0
Justyn-Henry Malloy ph	1	0	0	0	0	0	0	0
Julian Infante 1b	4	3	3	6	1	0	4	2
Drake Fellows p	0	0	0	0	0	0	1	0
Ethan Smith p	0	0	0	0	0	0	0	0
Zach King p	0	0	0	0	0	0	1	0
Totals	39	22	15	21	11	10	27	5

Player	ab	r	h	bb	so	po	a	lob
Noah Campbell 2b	3	2	1	0	1	0	0	1
Jonah Beamon 2b	1	1	0	0	1	1	1	0
Brady Allen rf	4	1	0	0	0	3	2	0
Wes Clarke c	2	1	1	0	0	0	3	0
TJ Hopkins cf	4	3	3	1	0	1	4	0
Jacob English cf	0	0	0	0	1	0	0	0
Luke Berryhill c/lf	4	1	2	4	0	2	7	1
Jacob Olson 3b	3	2	2	4	1	0	1	0
Andrew Eyster dh	2	0	1	0	0	1	0	0
Ian Jenkins ph/dh	2	0	0	0	2	0	0	0
George Callil ss	1	0	0	1	1	1	2	3
Nick Neville ph/ss	2	0	0	0	0	2	0	2
Chris Cullen 1b	3	0	0	0	0	1	5	0
Jordan Holladay ph/1b	2	0	2	1	0	0	1	0
Josiah Sightler lf/rf	5	0	0	0	0	2	1	0
Daniel Lloyd p	0	0	0	0	0	0	0	0
Dylan Harley p	0	0	0	0	0	0	0	0
Cole Ganopolos p	0	0	0	0	0	0	0	0
Gage Hinson p	0	0	0	0	0	0	0	0
Parker Coyne p	0	0	0	0	0	0	0	0
Totals	38	11	12	11	5	16	27	6

Score by Innings	1	2	3	4	5	6	7	8	9	R	H	E
Vanderbilt	1	0	0	7	0	9	5	0	0	22	15	2
South Carolina	3	2	0	3	0	0	1	2	0	11	12	1

E - Paul(4); Scott(3); Hinson(1). DP - S. Carolina 3. LOB - Vanderbilt 4; S. Carolina 9. 2B - Martin 2(13); Paul(16); Clarke(1); Hopkins(9); Holladay(2). HR - Bleday(22); Infante(8); Berryhill(11); Olson(13). HBP - Martin; DeMarco; Olson; Eyster. SH - Callil(2). SF - Martin(2); Berryhill(4). SB - Scott(3); DeMarco(5). CS - Martin(5).

Vanderbilt	ip	h	r	er	bb	so	ab	bf	np
Drake Fellows	3.2	8	8	7	3	5	19	24	97
Ethan Smith	3.1	1	1	1	0	8	11	12	54
Zach King	2.0	3	2	2	2	3	8	11	37
South Carolina	ip	h	r	er	bb	so	ab	bf	np
Daniel Lloyd	3.1	6	6	6	3	3	14	18	72
Dylan Harley	1.2	2	5	5	2	4	7	10	52
Cole Ganopolos	0.0	1	3	3	2	0	1	3	16
Gage Hinson	1.1	5	7	6	3	0	9	13	62
Parker Coyne	2.2	1	1	1	1	3	8	9	37

Win - Smith (4-0). Loss - Harley (2-3). Save - None.

WP - Fellows(10); Smith(4); Ganopolos(4); Hinson(2). HBP - by Lloyd (DeMarco); by Fellows (Eyster); by Harley (Martin); by Smith (Olson). Inherited runners/scored: Smith 1/0; Harley 2/2; Ganopolos 3/3; Hinson 3/3; Coyne 3/3.

Pitches/strikes: Fellows 97/57; Smith 54/38; King 37/20; Lloyd 72/35; Harley 52/29; Ganopolos 16/6; Hinson 62/36; Coyne 37/20.

Umpires - HP: Michael Banks 1B: Jason Bradley 2B: Ryan Morehead 3B: Cedric Coleman

Start: 7:02 p.m Time: 4:25 Attendance: 6570

Weather: Partly cloudy, 77 degrees

Harley faced 3 batters in the 6th.

Ganopolos faced 3 batters in the 6th.



**Vanderbilt Baseball
Overall Statistics for Vanderbilt (as of May 02, 2019)
(2018 vs South Carolina Sorted by Batting avg)**



Record: 1-2 Home: 1-2 Away: 0-0 SEC: 1-2

Player	avg	gp-gs	ab	r	h	2b	3b	hr	rbi	tb	slg%	bb	hp	so	gdp	ob%	sf	sh	sb-att	po	a	e	fld%
Pat DeMarco	.636	3-3	11	6	7	1	0	1	3	11	1.000	2	0	2	0	.692	0	0	2-3	7	0	0	1.000
Julian Infante	.444	3-3	9	2	4	1	1	0	5	7	.778	2	0	2	0	.545	0	0	0-0	26	1	0	1.000
Harrison Ray	.333	3-3	12	3	4	2	1	0	6	8	.667	0	0	2	0	.333	0	0	2-2	0	7	1	.875
Alonzo Jones	.333	3-2	6	5	2	0	1	1	3	7	1.167	4	0	1	0	.600	0	0	2-2	7	0	0	1.000
Connor Kaiser	.273	3-3	11	2	3	1	0	0	1	4	.364	0	1	3	0	.333	0	1	0-0	7	6	0	1.000
Ty Duvall	.250	3-3	12	4	3	0	0	1	1	6	.500	1	0	3	0	.308	0	0	0-0	18	2	1	.952
Philip Clarke	.167	3-3	12	1	2	1	0	0	2	3	.250	0	1	2	0	.231	0	0	0-0	6	2	0	1.000
Ethan Paul	.091	3-3	11	1	1	0	0	0	0	1	.091	2	1	5	0	.286	0	0	2-2	2	5	0	1.000
Austin Martin	.083	3-3	12	0	1	0	0	0	0	1	.083	1	1	2	0	.214	0	0	1-2	7	0	0	1.000

Stephen Scott	.000	1-1	4	0	0	0	0	0	0	1	.000	0	0	0	0	.000	0	0	0-0	0	0	0	.000
Cooper Davis	.000	1-0	1	0	0	0	0	0	0	0	.000	0	0	0	0	.000	0	0	0-0	0	0	0	.000
Jayson Gonzalez	.000	2-0	0	0	0	0	0	0	0	0	.000	0	0	0	0	.000	0	0	0-0	0	1	0	1.000
Totals	.267	3	101	24	27	6	3	22	48	.475	.12	4	22	0	.368	0	1	9-11	81	26	3	.973	
Opponents	.288	3	111	19	32	7	0	4	18	.51	.459	9	4	28	0	.354	3	0	3-3	78	27	1	.991

LOB - Team (16), Opp (28). CI - Team (1), Duvall 1.

(2018 vs South Carolina Sorted by Earned run avg)

Player	era	w	l	app	gs	cg	sho	sv	ip	h	r	er	bb	so	2b	3b	hr	b/avg	wp	hp	bk	sfa	sha	
Zach King	0.00	0-0	1	0	0	0	0/0	0	3.1	1	0	0	0	1	4	1	0	0	.091	0	0	0	0	0
Jackson Gillis	0.00	0-0	1	0	0	0	0/0	0	3.0	2	0	0	0	0	4	0	0	0	.182	0	1	0	0	0
Patrick Raby	1.80	1-0	1	1	0	0	0/0	0	5.0	6	1	1	1	4	1	0	1	.286	1	0	0	0	0	0
Mason Hickman	4.50	0-0	1	1	0	0	0/0	0	6.0	7	3	3	1	4	0	0	2	.280	0	0	0	0	0	0
Drake Fellows	10.12	0-0	1	1	0	0	0/0	0	5.1	7	7	6	2	6	2	0	0	.304	1	1	0	1	0	0

Chandler Day	0.00	0-1	2	0	0	0	0/0	0	2.1	1	1	0	0	0	4	1	0	0	.143	0	1	0	1	0
Jake Eder	0.00	0-0	1	0	0	0	0/0	0	0.0	1	0	0	0	0	0	1	0	0	1.000	0	0	0	0	0
Reid Schaller	27.00	0-0	1	0	0	0	0/0	0	1.0	3	3	3	2	1	1	0	0	.600	0	0	0	1	0	
Tyler Brown	27.00	0-1	1	0	0	0	0/0	0	0.1	2	1	1	0	1	0	0	0	.667	0	1	0	0	0	
Aaron Brown	40.50	0-0	1	0	0	0	0/0	0	0.2	2	3	3	2	0	0	0	0	1.500	0	0	0	0	0	0
Totals	5.67	1-2	3	3	0	0	0/0	0	27.0	32	19	17	9	28	7	0	4	.288	2	4	0	3	0	
Opponents	8.31	2-1	3	3	0	0	0/0	1	26.0	27	24	24	12	22	6	3	3	.267	4	4	0	0	1	

PB - Team (1), Clarke 1.



**Vanderbilt Baseball
Overall Statistics for Vanderbilt (as of May 02, 2019)
(2017 vs South Carolina Sorted by Batting avg)**



Record: 2-1 Home: 0-0 Away: 2-1 SEC: 2-1

Player	avg	gp-gs	ab	r	h	2b	3b	hr	rbi	tb	slg%	bb	hp	so	gdp	ob%	sf	sh	sb-att	po	a	e	fld%
Walker Grisanti	.333	3-1	9	1	3	1	0	0	1	4	.444	0	0	4	0	.333	0	0	0-0	1	0	0	1.000
Jason Delay	.286	3-3	14	0	4	1	1	0	3	7	.500	0	0	4	0	.286	0	0	0-0	15	4	0	1.000
Julian Infante	.286	3-3	14	4	4	0	0	2	4	10	.714	1	0	5	0	.333	0	0	0-0	34	2	1	.973
Stephen Scott	.214	3-3	14	3	3	1	0	0	0	4	.286	1	0	5	0	.267	0	0	1-1	6	0	0	1.000
Jeren Kendall	.200	3-3	15	1	3	0	0	0	0	3	.200	0	0	8	0	.200	0	0	2-3	12	0	0	1.000
Will Toffey	.143	3-3	7	4	1	0	0	0	0	1	.143	8	0	1	0	.600	0	0	0-1	2	4	0	1.000
Alonzo Jones	.091	3-3	11	0	1	0	0	0	0	1	.091	1	0	6	0	.167	0	0	0-0	6	9	2	.882
Connor Kaiser	.083	3-3	12	0	1	0	0	0	0	1	.083	0	0	2	1	.083	0	0	0-0	9	10	0	1.000

Ty Duvall	.500	1-0	2	0	1	0	0	0	0	1	.500	0	0	1	0	.500	0	0	0-0	0	0	0	.000
JJ Bleday	.400	2-1	5	0	2	0	0	0	0	2	.400	0	0	1	0	.400	0	0	0-0	2	0	0	1.000
Reed Hayes	.333	3-0	6	0	2	0	0	0	2	2	.333	0	0	0	1	.333	0	0	0-1	0	0	0	.000
Harrison Ray	.000	2-1	3	0	0	0	0	0	1	0	.000	2	0	2	0	.333	1	0	1-1	0	0	0	.000
Ro Coleman	.000	3-0	1	0	0	0	0	0	0	0	.000	0	0	0	0	.000	1	0	0-0	1	0	0	.000
Kyle Wright	.000	1-1	0	0	0	0	0	0	0	0	.000	0	0	0	0	.000	0	0	0-0	0	3	0	1.000
Kiamibu Fentress	.000	1-0	0	0	0	0	0	0	0	0	.000	0	0	0	0	.000	0	0	0-0	0	0	0	.000
Chandler Day	.000	1-1	0	0	0	0	0	0	0	0	.000	0	0	0	0	.000	0	0	0-0	0	0	0	.000
Patrick Raby	.000	1-1	0	0	0	0	0	0	0	0	.000	0	0	0	0	.000	0	0	0-0	2	0	0	.000
Totals	.221	3	113	13	25	3	1	2	11	36	.319	13	0	39	2	.299	1	1	4-7	90	36	3	.973
Opponents	.230	3	113	15	26	3	1	14	40	354	.38	4	17	2	3.02	1	2	0-1	93	24	2	.988	



The Automated ScoreBook **Overall Statistics for Vanderbilt (as of May 03, 2019)** **(All games Sorted by Batting avg)**



Record: 36-9 Home: 25-4 Away: 7-4 Neutral: 4-1 SEC: 16-6

Player	avg	gp-gs	ab	r	h	2b	3b	hr	rbi	tb	slg%	bb	hp	so	gdp	ob%	sf	sh	sb-att	po	a	e	fld%
16 Austin Martin	.421	39-39	164	56	69	13	4	5	29	105	.640	23	6	21	4	.503	2	0	8-13	36	55	5	.948
10 Ethan Paul	.344	45-45	183	34	63	16	1	5	52	96	.525	17	2	42	0	.396	5	0	6-8	49	104	4	.975
51 JJ Bleday	.339	45-45	177	57	60	8	0	22	58	134	.757	35	4	41	2	.448	5	1	0-0	77	0	1	.987
3 Cooper Davis	.336	32-31	119	26	40	7	2	0	19	51	.429	22	1	18	4	.444	0	5	6-7	53	1	0	1.000
5 Philip Clarke	.329	44-44	173	32	57	11	2	6	50	90	.520	21	5	26	3	.413	2	0	3-5	275	40	4	.987
19 Stephen Scott	.323	43-43	161	41	52	15	0	6	35	85	.528	30	5	42	0	.442	1	0	3-3	147	11	3	.981
18 Pat DeMarco	.295	27-27	105	26	31	11	2	2	26	52	.495	11	3	32	2	.369	3	0	5-7	62	0	0	1.000
2 Harrison Ray	.279	40-38	147	32	41	6	2	1	20	54	.367	12	3	45	0	.335	5	4	13-16	51	75	6	.955
20 Ty Duvall	.275	37-13	102	24	28	7	0	3	22	44	.431	24	4	22	1	.424	2	0	0-1	145	16	0	1.000
22 Julian Infante	.252	33-31	103	22	26	4	0	8	23	54	.524	22	2	33	2	.388	2	1	2-3	242	13	0	1.000

6 Tate Kolwyck	.667	4-0	3	1	2	2	0	0	1	4	1.333	1	0	0	0	.750	0	0	0-0	1	2	0	1.000
8 Isaiah Thomas	.394	17-6	33	8	13	3	0	3	10	25	.758	1	2	10	0	.432	1	0	1-1	24	0	0	1.000
99 Jayson Gonzalez	.364	24-13	55	14	20	2	0	1	10	25	.455	11	1	21	1	.478	0	0	2-2	8	21	5	.853
17 Walker Grisanti	.333	16-1	21	5	7	2	1	1	6	14	.667	5	0	9	0	.462	0	1	0-0	5	0	0	1.000
12 Dominic Keegan	.190	14-0	21	3	4	1	0	0	1	5	.238	2	1	6	0	.292	0	0	0-0	12	3	0	1.000
13 Kianbu Fentress	.125	16-2	8	3	1	0	0	0	0	1	.125	3	1	3	0	.417	0	3	2-2	5	0	1	.833
42 Justyn-Henry Malloy	.067	14-0	15	3	1	0	0	0	2	1	.067	6	1	4	1	.364	0	0	0-0	6	0	0	1.000
11 Matt Hogan	.000	4-0	4	1	0	0	0	0	0	0	.000	1	0	2	0	.200	0	0	0-0	0	0	0	.000
36 John Malcom	.000	2-0	3	0	0	0	0	0	1	0	.000	0	0	2	0	.000	0	0	0-0	0	0	0	.000
30 Sterling Hayes	.000	5-0	2	2	0	0	0	0	0	0	.000	2	0	1	0	.500	0	0	0-0	2	2	0	1.000
80 Kumar Rocker	.000	3-3	0	0	0	0	0	0	0	0	.000	0	0	0	0	.000	0	0	0-0	1	4	1	.833
66 Drake Fellows	.000	9-9	0	0	0	0	0	0	0	0	.000	0	0	0	0	.000	0	0	0-0	3	7	1	.909
29 Patrick Raby	.000	15-15	0	0	0	0	0	0	0	0	.000	0	0	0	0	.000	0	0	0-0	3	4	0	1.000
Totals	.322	45	1599	390	515	108	14	63	365	840	.525	249	41	380	20	.420	28	15	51-68	1214	382	31	.981
Opponents	.228	45	1517	196	346	66	5	18	185	476	.314	186	47	488	18	.328	15	7	28-41	1148	349	50	.968

LOB - Team (394), Opp (362). DPs turned - Team (24), Opp (26). IBB - Team (7), Bleday 3, Martin 1, Davis 1, Paul 1, Duvall 1, Opp (2). Picked off - Ray 3, Paul 2, Martin 1, Clarke 1, DeMarco 1.

(All games Sorted by Earned run avg)

Player	era	w-l	app	gs	cg	sho	sv	ip	h	r	er	bb	so	2b	3b	hr	b/avg	wp	hp	bk	sfa	sha
44 Mason Hickman	2.05	6-0	13	6	0	0/1	3	57.0	41	15	13	13	74	13	1	3	.198	0	3	0	1	0
29 Patrick Raby	2.77	7-1	11	11	0	0/1	0	55.1	46	19	17	32	58	4	0	2	.231	5	2	1	4	2
80 Kumar Rocker	4.31	5-4	11	8	0	0/0	0	48.0	49	26	23	13	51	9	1	1	.257	4	4	3	1	2
66 Drake Fellows	4.35	9-0	12	12	1	1/0	0	72.1	67	36	35	30	83	15	0	6	.244	10	14	0	1	1

32 Hugh Fisher	2.16	1-0	14	0	0	0/2	3	25.0	23	7	6	14	29	5	0	1	.232	2	3	0	0	0
21 Tyler Brown	2.93	1-1	17	0	0	0/2	9	27.2	21	9	9	5	39	4	1	0	.204	2	0	0	1	0
27 Ethan Smith	3.80	4-0	12	0	0	0/1	0	23.2	13	11	10	14	35	5	0	0	.155	4	3	1	0	0
39 Jake Eder	4.18	0-0	12	0	0	0/1	2	23.2	19	14	11	12	24	2	0	2	.218	1	1	0	1	1
49 AJ Franklin	5.91	0-0	10	0	0	0/0	0	10.2	5	7	7	8	13	1	0	2	.132	1	4	0	0	0
35 Jackson Gillis	6.00	1-1	6	0	0	0/0	0	6.0	6	6	4	5	7	0	0	0	.261	3	1	0	2	0
45 Chance Huff	6.75	2-0	7	4	0	0/0	0	17.1	16	13	13	15	21	7	0	0	.239	4	2	1	1	0
43 Austin Becker	6.75	0-0	2	0	0	0/0	1	4.0	3	4	3	4	9	0	0	0	.200	1	1	0	0	0
34 Zach King	6.83	0-2	15	3	0	0/2	2	29.0	31	22	22	18	37	1	1	0	.287	3	7	0	3	1
33 Erik Kaiser	12.00	0-0	1	1	0	0/0	0	3.0	4	4	4	0	4	0	1	1	.308	0	1	0	0	0
55 Joe Gobillot	13.50	0-0	2	0	0	0/0	0	2.0	2	3	3	3	4	0	0	0	.250	1	1	0	0	0
Totals	4.00	36-9	45	45	1	4/3	20	404.2	346	196	180	186	488	66	5	18	.228	41	47	6	15	7
Opponents	7.88	9-36	45	45	0	1/1	3	382.2	515	390	335	249	380	108	14	63	.322	51	41	8	28	15

PB - Team (11), Clarke 7, Duvall 4, Opp (10). Pickoffs - Team (7), Clarke 2, Raby 2, Eder 1, Fellows 1, King 1, Opp (8). SBA/ATT - Clarke (18-27), Fellows (4-7), Raby (4-7), Hickman (5-6), King (3-6), Duvall (4-6), Scott (4-5), Rocker (3-4), Eder (3-4), Gillis (2-2), Fisher (2-2), Brown (1-1), Gobillot (1-1), Huff (0-1), Keegan (1-1).



The Automated ScoreBook
Overall Statistics for Vanderbilt (as of May 03, 2019)
(All games Sorted by Fielding pct)



Player	c	po	a	e	fld%	dp	sba	csb	sba%	pb	ci
22 Julian Infante	255	242	13	0	1.000	14	0	0	.000	0	0
20 Ty Duvall	161	145	16	0	1.000	0	4	2	.667	4	0
18 Pat DeMarco	62	62	0	0	1.000	0	0	0	.000	0	0
3 Cooper Davis	54	53	1	0	1.000	0	0	0	.000	0	0
8 Isaiah Thomas	24	24	0	0	1.000	0	0	0	.000	0	0
12 Dominic Keegan	15	12	3	0	1.000	0	1	0	1.000	0	0
34 Zach King	7	0	7	0	1.000	1	3	3	.500	0	0
29 Patrick Raby	7	3	4	0	1.000	0	4	3	.571	0	0
42 Justyn-Henry Malloy	6	6	0	0	1.000	0	0	0	.000	0	0
17 Walker Grisanti	5	5	0	0	1.000	0	0	0	.000	0	0
44 Mason Hickman	5	1	4	0	1.000	0	5	1	.833	0	0
45 Chance Huff	5	1	4	0	1.000	0	0	1	.000	0	0
30 Sterling Hayes	4	2	2	0	1.000	1	0	0	.000	0	0
32 Hugh Fisher	4	2	2	0	1.000	0	2	0	1.000	0	0
39 Jake Eder	3	1	2	0	1.000	0	3	1	.750	0	0
6 Tate Kolwyck	3	1	2	0	1.000	0	0	0	.000	0	0
27 Ethan Smith	3	1	2	0	1.000	0	0	0	.000	0	0
49 AJ Franklin	2	1	1	0	1.000	0	0	0	.000	0	0
43 Austin Becker	1	0	1	0	1.000	0	0	0	.000	0	0
21 Tyler Brown	1	0	1	0	1.000	0	1	0	1.000	0	0
5 Philip Clarke	319	275	40	4	.987	1	18	9	.667	7	0
51 JJ Bleday	78	77	0	1	.987	1	0	0	.000	0	0
19 Stephen Scott	161	147	11	3	.981	6	4	1	.800	0	0
10 Ethan Paul	157	49	104	4	.975	15	0	0	.000	0	0
2 Harrison Ray	132	51	75	6	.955	11	0	0	.000	0	0
16 Austin Martin	96	36	55	5	.948	6	0	0	.000	0	0
66 Drake Fellows	11	3	7	1	.909	1	4	3	.571	0	0
99 Jayson Gonzalez	34	8	21	5	.853	2	0	0	.000	0	0
80 Kumar Rocker	6	1	4	1	.833	0	3	1	.750	0	0
13 Kambu Fentress	6	5	0	1	.833	0	0	0	.000	0	0
36 John Malcom	0	0	0	0	.000	0	0	0	.000	0	0
33 Erik Kaiser	0	0	0	0	.000	0	0	0	.000	0	0
55 Joe Gobillot	0	0	0	0	.000	0	1	0	1.000	0	0
35 Jackson Gillis	0	0	0	0	.000	0	2	0	1.000	0	0
11 Matt Hogan	0	0	0	0	.000	0	0	0	.000	0	0
Totals	1627	1214	382	31	.981	24	28	13	.683	11	0
Opponents	1547	1148	349	50	.968	26	51	17	.750	10	0

Hitting minimums - 2.5 TPA/Game

Pitching minimums - 1.0 IP/Game



The Automated ScoreBook
Conference statistics for Vanderbilt (as of May 03, 2019)
(SEC games only Sorted by Batting avg)



Record: 16-6 Home: 10-2 Away: 6-4 SEC: 16-6

Player	avg	gp-gs	ab	r	h	2b	3b	hr	rbi	tb	slg%	bb	hp	so	gdp	ob%	sf	sh	sb-att	po	a	e	fld%
16 Austin Martin	.400	20-20	85	26	34	8	1	2	15	50	.588	9	4	13	1	.470	2	0	3-6	10	29	4	.907
5 Philip Clarke	.373	22-22	83	14	31	6	1	3	21	48	.578	12	1	11	1	.454	1	0	1-2	167	24	3	.985
19 Stephen Scott	.325	21-21	80	20	26	5	0	4	17	43	.538	13	2	25	0	.432	0	0	2-2	30	0	1	.968
20 Ty Duvall	.305	20-2	59	14	18	6	0	2	13	30	.508	13	2	8	1	.440	1	0	0-1	19	1	0	1.000
22 Julian Infante	.286	21-21	70	15	20	3	0	6	16	41	.586	11	2	24	2	.393	1	1	1-1	179	11	0	1.000
10 Ethan Paul	.272	22-22	92	17	25	8	1	3	26	44	.478	7	0	28	0	.320	1	0	3-3	25	59	4	.955
51 JJ Bleday	.271	22-22	85	26	23	2	0	10	24	55	.647	18	2	26	0	.406	1	1	0-0	43	0	1	.977
3 Cooper Davis	.264	15-14	53	10	14	3	0	0	6	17	.321	7	1	12	3	.361	0	3	3-3	34	0	0	1.000
2 Harrison Ray	.259	22-22	85	17	22	4	1	1	13	31	.365	6	3	30	0	.320	3	2	4-7	31	48	5	.940

99 Jayson Gonzalez	.556	7-2	9	1	5	1	0	0	2	6	.667	1	0	1	0	.600	0	0	0-0	2	2	1	.800
18 Pat DeMarco	.316	9-9	38	9	12	3	0	1	9	18	.474	3	1	11	2	.381	0	0	3-4	23	0	0	1.000
17 Walker Grisanti	.250	7-0	4	1	1	0	0	1	1	4	1.000	0	0	2	0	.250	0	0	0-0	2	0	0	1.000
8 Isaiah Thomas	.222	9-3	18	1	4	1	0	0	1	5	.278	1	1	9	0	.300	0	0	0-0	13	0	0	1.000
12 Dominic Keegan	.111	7-0	9	0	1	0	0	0	0	1	.111	2	0	2	0	.273	0	0	0-0	4	1	0	1.000
42 Justyn-Henry Malloy	.000	2-0	2	0	0	0	0	0	0	0	.000	0	0	0	0	.000	0	0	0-0	0	0	0	.000
13 Kianbu Fentress	.000	7-0	2	1	0	0	0	0	0	0	.000	0	1	0	0	.333	0	0	0-0	1	0	1	.500
80 Kumar Rocker	.000	2-2	0	0	0	0	0	0	0	0	.000	0	0	0	0	.000	0	0	0-0	1	3	1	.800
29 Patrick Raby	.000	10-10	0	0	0	0	0	0	0	0	.000	0	0	0	0	.000	0	0	0-0	3	1	0	1.000
66 Drake Fellows	.000	6-6	0	0	0	0	0	0	0	0	.000	0	0	0	0	.000	0	0	0-0	1	7	0	1.000
Totals	.305	22	774	172	236	50	4	33	164	393	.508	103	20	202	10	.396	10	7	20-29	590	197	21	.974
Opponents	.244	22	751	102	183	30	3	11	94	252	.336	91	19	206	11	.337	9	4	9-14	570	188	19	.976

LOB - Team (172), Opp (182). DPs turned - Team (15), Opp (16). IBB - Team (3), Bleday 2, Martin 1, Opp (2). Picked off - Ray 2, Paul 1, DeMarco 1.

(SEC games only Sorted by Earned run avg)

Player	era	w-l	app	gs	cg	sho	sv	ip	h	r	er	bb	so	2b	3b	hr	b/avg	wp	hp	bk	sfa	sha
80 Kumar Rocker	3.89	4-3	7	7	0	0/0	0	39.1	39	20	17	11	41	7	1	1	.250	3	2	3	1	1
29 Patrick Raby	3.89	4-1	7	7	0	0/1	0	34.2	34	15	15	23	38	4	0	2	.264	4	1	1	4	0
66 Drake Fellows	3.93	6-0	8	8	1	1/0	0	50.1	46	23	22	20	47	7	0	4	.241	8	10	0	0	1

49 AJ Franklin	0.00	0-0	2	0	0	0/0	0	2.0	0	0	0	1	0	0	0	0	.000	0	0	0	0	0
32 Hugh Fisher	3.38	0-0	7	0	0	0/1	2	13.1	10	6	5	7	15	3	0	1	.192	2	1	0	0	0
21 Tyler Brown	3.86	1-1	9	0	0	0/1	6	16.1	12	7	7	4	21	2	1	0	.197	2	0	0	0	0
44 Mason Hickman	4.50	0-0	1	0	0	0/0	1	4.0	4	2	2	2	6	1	0	1	.250	0	0	0	0	0
39 Jake Eder	4.76	0-0	6	0	0	0/0	0	17.0	18	12	9	9	14	2	0	2	.269	1	0	0	1	1
27 Ethan Smith	5.40	1-0	5	0	0	0/0	0	8.1	5	5	5	5	12	3	0	0	.172	2	1	0	0	0
34 Zach King	8.18	0-1	7	0	0	0/0	1	11.0	14	10	10	8	11	1	1	0	.333	1	4	0	2	1
35 Jackson Gillis	27.00	0-0	1	0	0	0/0	0	0.1	1	2	1	1	1	0	0	0	.500	1	0	0	1	0
Totals	4.26	16-6	22	22	1	2/1	10	196.2	183	102	93	91	206	30	3	11	.244	24	19	4	9	4
Opponents	7.53	6-16	22	22	0	1/1	2	190.0	236	172	159	103	202	50	4	33	.305	21	20	1	10	7

PB - Team (5), Clarke 5, Opp (4). Pickoffs - Team (5), Clarke 2, Eder 1, Raby 1, Fellows 1, Opp (4). SBA/ATT - Clarke (8-12), Eder (3-4), Fellows (3-4), Rocker (2-3), Raby (1-3).

NUMERICAL ROSTER

No.	Name	Pos.	B/T	Ht.	Wt.	Cl.	Hometown/High School
2	Harrison Ray	IF	R/R	5-11	200	Jr.	Longwood, Fla./Lake Brantley
3	Cooper Davis	OF	L/R	5-10	175	So.	Mississauga, Ontario/St. Aloysius Gonzaga
5	Philip Clarke	C	L/R	5-11	190	So.	Franklin, Tenn./Chris Presbyterian Academy
6	Tate Kolwyck	IF	R/R	5-11	185	Fr.	Memphis, Tenn./Arlington
8	Isaiah Thomas	OF	R/R	6-2	190	Fr.	Palm Beach Gardens, Fla./The Benjamin School
10	Ethan Paul	IF	L/R	5-10	180	Sr.	Bellevue, Wash./International School
11	Matt Hogan	OF	L/R	6-0	190	Fr.	Melville, N.Y./Half Hollow Hills East
12	Dominic Keegan	UTL	R/R	6-0	210	Fr.	Methuen, Mass./Central Catholic
13	Kiambu Fentress	OF	R/R	6-0	175	R-Jr.	Nashville, Tenn./Ensworth
16	Austin Martin	UTL	R/R	6-0	175	So.	Jacksonville, Fla./Trinity Christian Academy
17	Walker Grisanti	OF	L/R	5-11	195	Sr.	Collierville, Tenn./Christian Brothers
18	Pat DeMarco	OF	R/R	5-9	192	So.	Staten Island, N.Y./Winder-Barrow
19	Stephen Scott	UTL	L/R	5-11	200	Sr.	Cary, N.C./Cardinal Gibbons
20	Ty Duvall	C	L/R	5-10	185	Jr.	Lebanon, Ohio/Lebanon
21	Tyler Brown	RHP	R/R	6-4	233	So.	Ashland, Ohio/Olentangy Orange
22	Julian Infante	IF	R/R	6-3	210	Sr.	Miami, Fla./Westminister Christian
27	Ethan Smith	RHP	R/R	6-1	200	Fr.	Mt. Juliet, Tenn./Mt. Juliet
29	Patrick Raby	RHP	R/R	6-3	230	Sr.	Knoxville, Tenn./Farragut
30	Sterling Hayes	IF	R/R	6-1	190	Fr.	San Diego, Calif./Francis Parker
32	Hugh Fisher	LHP	R/L	6-5	187	So.	Eads, Tenn./Briarcrest Christian
33	Erik Kaiser	RHP	R/R	6-4	215	So.	Waterloo, Ill./Waterloo
34	Zach King	LHP	L/L	6-6	212	Jr.	Spring Hill, Tenn./Spring Hill
35	Jackson Gillis	LHP	R/L	6-3	235	Jr.	Wilmington, Mass./Wilmington
36	John Malcom	UTL	L/L	6-3	220	Fr.	West Bloomfield, Mich./Detroit Country Day
39	Jake Eder	LHP	L/L	6-4	220	So.	Ocean Ridge, Fla./Calvary Christian Academy
42	Justyn-Henry Malloy	UTL	R/R	6-2	210	Fr.	Bergenfield, N.J./St. Joseph Regional
43	Austin Becker	RHP	R/R	6-5	190	Fr.	Columbus, Ohio/Big Walnut
44	Mason Hickman	RHP	R/R	6-6	230	So.	Hendersonville, Tenn./Pope John Paull II
45	Chance Huff	RHP	R/R	6-4	210	Fr.	Niceville, Fla./Niceville
49	AJ Franklin	LHP	L/L	6-1	180	R-Jr.	Lebanon, Tenn./Wilson Central
51	JJ Bleday	OF	L/L	6-3	205	Jr.	Panama City Beach, Fla./A. Crawford Mosley
55	Joe Gobillot	LHP	L/L	6-6	228	R-Fr.	Houston, Texas/St. John's
66	Drake Fellows	RHP	L/R	6-5	216	Jr.	Plainfield, Ill./Joliet Catholic Academy
80	Kumar Rocker	RHP	R/R	6-4	255	Fr.	Athens, Ga./North Oconee
99	Jayson Gonzalez	IF	R/R	6-2	207	So.	Covina, Calif./Bishop Amat

Head Coach: 4 Tim Corbin (Ohio Wesleyan, 1984) - 17th Season at Vanderbilt
Associate Head Coach: 26 Scott Brown (SUNY-Cortland, 1999)
Assistant Coach: 24 Mike Baxter (Vanderbilt, 2005)
Volunteer Coach: 1 David Macias (Vanderbilt, 2008)
Athletic Trainer: Tracy Campbell (James Madison, 2008)
Strength & Conditioning Coach: Chris Ham (Illinois, 2005)
Director of Baseball Operations: Brooks Webb (Birmingham Southern, 2011)
Director of Player Development: Brandon Barak (Illinois, 2012)
Video Coordinator: Josh Ruchotzke (Vanderbilt, 2017)
Equipment Manager: Kevin Collins (Purdue, 2015)

PRONUNCIATION CHART

JJ Bleday _____ bleh-DAY
Jake Eder _____ EE-der
Kiambu Fentress _____ key-AHM-boo
Joe Gobillot _____ GAW-buh-lo
Walker Grisanti _____ greh-sahn-TEE
Tate Kolwyck _____ COLE-wick
Methuen, Massachusetts _____ METH-OO-EN
Patrick Raby _____ ray-BEE
Kumar Rocker _____ KOO-mar

ALPHABETICAL ROSTER


#	Name	Pos.	Yr.
43	Austin Becker	RHP	Fr.
51	JJ Bleday	OF	Jr.
21	Tyler Brown	RHP	So.
5	Philip Clarke	C	So.
3	Cooper Davis	OF	Jr.
18	Pat DeMarco	OF	So.
20	Ty Duvall	C	Jr.
39	Jake Eder	LHP	So.
66	Drake Fellows	RHP	Jr.
13	Kiambu Fentress	OF	R-Jr.
32	Hugh Fisher	LHP	So.
49	AJ Franklin	LHP	R-Jr.
35	Jackson Gillis	LHP	Jr.
55	Joe Gobillot	LHP	R-Fr.
99	Jayson Gonzalez	IF	So.
17	Walker Grisanti	OF	Sr.
30	Sterling Hayes	IF	Fr.
44	Mason Hickman	RHP	So.
11	Matt Hogan	OF	Fr.
45	Chance Huff	RHP	Fr.
22	Julian Infante	IF	Sr.
33	Erik Kaiser	RHP	So.
12	Dominic Keegan	UTL	Fr.
34	Zach King	LHP	Jr.
6	Tate Kolwyck	IF	Fr.
36	John Malcom	UTL	Fr.
42	Justyn-Henry Malloy	UTL	Fr.
16	Austin Martin	IF	So.
10	Ethan Paul	IF	Sr.
29	Patrick Raby	RHP	Sr.
2	Harrison Ray	IF	Jr.
80	Kumar Rocker	RHP	Fr.
19	Stephen Scott	UTL	Sr.
27	Ethan Smith	RHP	Fr.
8	Isaiah Thomas	OF	Fr.

EXPERIENCE BREAKDOWN


Seniors (5) _____ Grisanti, Infante, Paul, Raby, Scott
Redshirt Juniors (2) _____ Fentress, Franklin
Juniors (7) __ Bleday, Davis, Duvall, Fellows, Gillis, King, Ray
Sophomores (9) _____ Brown, Clarke, DeMarco, _____ Eder, Fisher, Gonzalez, Hickman, Kaiser, Martin
Redshirt Freshman (1) _____ Gobillot
Freshmen (11) _____ Becker, Hayes, Hogan, Huff, Keegan, _____ Kolwyck, Malcom, Malloy, Rocker, Smith, Thomas



Harrison Ray
So. ★ 5-11 ★ 200 ★ R/R
IF ★ Longwood, Fla.




Cooper Davis
So. ★ 5-10 ★ 175 ★ L/R
OF ★ Mississauga, Ontario




Philip Clarke
So. ★ 5-11 ★ 190 ★ L/R
C ★ Franklin, Tenn.




Tate Kolwyck
Fr. ★ 5-11 ★ 185 ★ R/R
IF ★ Memphis, Tenn.



Isaiah Thomas
Fr. ★ 6-2 ★ 190 ★ R/R
OF ★ Palm Beach Gardens, Fla.



Ethan Paul
Sr. ★ 5-10 ★ 180 ★ L/R
IF ★ Bellevue, Wash.




Matt Hogan
Fr. ★ 6-0 ★ 190 ★ L/R
OF ★ Melville, N.Y.




Dominic Keegan
Fr. ★ 6-0 ★ 210 ★ R/R
UTL ★ Methuen, Mass.




Kiambu Fentress
R-Jr. ★ 6-0 ★ 175 ★ R/R
OF ★ Nashville, Tenn.



Austin Martin
So. ★ 6-0 ★ 175 ★ R/R
UTL ★ Jacksonville, Fla.




Walker Grisanti
Sr. ★ 5-10 ★ 195 ★ L/R
OF ★ Collierville, Tenn.




Pat DeMarco
So. ★ 5-9 ★ 192 ★ R/R
OF ★ Staten Island, N.Y.




Stephen Scott
Sr. ★ 5-11 ★ 200 ★ L/R
UTL ★ Cary, N.C.




Ty Duvall
Jr. ★ 5-10 ★ 185 ★ L/R
C ★ Lebanon, Ohio




Tyler Brown
So. ★ 6-4 ★ 233 ★ R/R
RHP ★ Ashland, Ohio




Julian Infante
Sr. ★ 6-3 ★ 210 ★ R/R
IF ★ Miami, Fla.




Ethan Smith
Fr. ★ 6-1 ★ 200 ★ R/R
RHP ★ Mt. Juliet, Tenn.




Patrick Raby
Sr. ★ 6-3 ★ 230 ★ R/R
RHP ★ Knoxville, Tenn.




Sterling Hayes
Fr. ★ 6-1 ★ 190 ★ R/R
IF ★ San Diego, Calif.




Hugh Fisher
So. ★ 6-5 ★ 187 ★ R/L
LHP ★ Eads, Tenn.




Erik Kaiser
So. ★ 6-4 ★ 215 ★ R/R
RHP ★ Waterloo, Ill.




Zach King
Jr. ★ 6-6 ★ 212 ★ L/L
LHP ★ Spring Hill, Tenn.




Jackson Gillis
So. ★ 6-3 ★ 235 ★ R/L
LHP ★ Wilmington, Mass.




John Malcom
Fr. ★ 6-3 ★ 220 ★ L/L
UTL ★ West Bloomfield, Mich.




Jake Eder
So. ★ 6-4 ★ 220 ★ L/L
LHP ★ Ocean Ridge, Fla.




Justyn-Henry Malloy
Fr. ★ 6-2 ★ 210 ★ R/R
UTL ★ Bergenfield, N.J.




Austin Becker
Fr. ★ 6-5 ★ 190 ★ R/R
RHP ★ Columbus, Ohio




Mason Hickman
So. ★ 6-6 ★ 230 ★ R/R
RHP ★ Hendersonville, Tenn.




Chance Huff
Fr. ★ 6-4 ★ 210 ★ R/R
RHP ★ Niceville, Fla.




AJ Franklin
R-Jr. ★ 6-1 ★ 180 ★ L/L
LHP ★ Lebanon, Tenn.




JJ Bleday
Jr. ★ 6-3 ★ 205 ★ L/L
OF ★ Panama City Beach, Fla.



Joe Gobillot
R-Fr. ★ 6-6 ★ 228 ★ L/L
LHP ★ Houston, Texas



Drake Fellows
So. ★ 6-5 ★ 216 ★ L/R
RHP ★ Plainfield, Ill.




Kumar Rocker
Fr. ★ 6-4 ★ 255 ★ R/R
RHP ★ Athens, Ga.




Jayson Gonzalez
So. ★ 6-2 ★ 207 ★ R/R
IF ★ Covina, Calif.




Tim Corbin
Head Coach
17th Season



Scott Brown
Associate Head Coach
7th Season



Mike Baxter
Hitting Coach
2nd Season



David Macias
Volunteer Assistant Coach
2nd Season