



VANDERBILT

2019 BASEBALL GAME NOTES



Vanderbilt Athletic Communications ★ 2601 Jess Neely Dr. Nashville, TN 37212
Baseball Contact: Andrew Pate ★ Cell: 713.387.9119 ★ Email: andrew.pate@vanderbilt.edu
VUCommodores.com ★ Twitter: @VandyBoys

2019 SCHEDULE/RESULTS

OVERALL: 27-8 | SEC: 9-5 | H: 20-3 | A: 3-4 | N: 4-1

FEBRUARY (6-2)

15	vs. Virginia#	W, 15-9	Talking Stick, Ariz.
16	vs. #25 Cal State Fullerton#	W, 14-9	Talking Stick, Ariz.
17	vs. #19 TCU#	L, 10-2	Talking Stick, Ariz.
20	EVANSVILLE	W, 5-4	Nashville, Tenn.
23	PEPPERDINE	CANCELLED	Nashville, Tenn.
24	PEPPERDINE (G1)	W, 6-3	Nashville, Tenn.
24	PEPPERDINE (G2)	W, 6-2	Nashville, Tenn.
26	SE MISSOURI STATE	W, 11-3	Nashville, Tenn.
27	AUSTIN PEAY	L, 7-6 (10)	Nashville, Tenn.

MARCH (16-4)

1	DAYTON	W, 11-3	Nashville, Tenn.
2	DAYTON (G1)	W, 5-1	Nashville, Tenn.
2	DAYTON (G2)	W, 2-0	Nashville, Tenn.
5	DAVIDSON	W, 24-2	Nashville, Tenn.
6	ETSU	W, 12-4	Nashville, Tenn.
8	ILLINOIS STATE	W, 10-4	Nashville, Tenn.
10	ILLINOIS STATE (G1)	W, 9-1	Nashville, Tenn.
10	ILLINOIS STATE (G2)	L, 7-3	Nashville, Tenn.
12	SAMFORD	W, 11-6	Nashville, Tenn.
15	at #19 Texas A&M*	W, 7-4	College Station, Texas
16	at #19 Texas A&M*	L, 8-7	College Station, Texas
17	at #19 Texas A&M*	L, 7-0	College Station, Texas
19	vs. Belmont^	W, 3-0	Nashville, Tenn.
21	#14 FLORIDA*	W, 5-0	Nashville, Tenn.
22	#14 FLORIDA*	W, 15-2	Nashville, Tenn.
23	#14 FLORIDA*	W, 14-2	Nashville, Tenn.
26	vs. Lipscomb^	W, 15-1	Nashville, Tenn.
29	TENNESSEE*	W, 4-2	Nashville, Tenn.
30	TENNESSEE*	W, 10-4	Nashville, Tenn.
31	TENNESSEE*	L, 7-6	Nashville, Tenn.

APRIL (5-2)

2	WESTERN KENTUCKY	W, 5-4 (10)	Nashville, Tenn.
5	at #4 Georgia*	W, 3-2 (11)	Athens, Ga.
6	at #4 Georgia*	L, 8-3	Athens, Ga.
7	at #4 Georgia*	L, 3-1	Athens, Ga.
9	at Middle Tennessee	W, 15-3	Murfreesboro, Tenn.
12	#12 ARKANSAS*	W, 3-2	Nashville, Tenn.
13	#12 ARKANSAS*	W, 12-2	Nashville, Tenn.
14	#12 ARKANSAS*	1 p.m.	Nashville, Tenn.
16	INDIANA STATE	6 p.m.	Nashville, Tenn.
19	at Alabama*	6 p.m.	Tuscaloosa, Ala.
20	at Alabama*	8 p.m.	Tuscaloosa, Ala.
21	at Alabama*	1 p.m.	Tuscaloosa, Ala.
25	AUBURN*	6:30 p.m.	Nashville, Tenn.
26	AUBURN*	7 p.m.	Nashville, Tenn.
27	AUBURN*	1 p.m.	Nashville, Tenn.
30	TENNESSEE TECH	6:30 p.m.	Nashville, Tenn.

MAY (0-0)

3	at South Carolina*	6 p.m.	Columbia, S.C.
4	at South Carolina*	7 p.m.	Columbia, S.C.
5	at South Carolina*	12:30 p.m.	Columbia, S.C.
7	at Louisville	6 p.m.	Louisville, Ky.
10	MISSOURI*	6:30 p.m.	Nashville, Tenn.
11	MISSOURI*	2 p.m.	Nashville, Tenn.
12	MISSOURI*	1 p.m.	Nashville, Tenn.
14	MIDDLE TENNESSEE	6:30 p.m.	Nashville, Tenn.
16	at Kentucky*	5:30 p.m.	Lexington, Ky.
17	at Kentucky*	5:30 p.m.	Lexington, Ky.
18	at Kentucky*	1 p.m.	Lexington, Ky.
21-26	SEC Tournament		Birmingham, Ala.

MLB4 Collegiate Baseball Tournament (Salt River Fields)

^ First Tennessee Park

* Southeastern Conference game

#7 VANDERBILT COMMODORES (27-8, 9-5 SEC) **vs. #12 ARKANSAS RAZORBACKS** (25-10, 8-6 SEC)
April 14, 2019 ★ 1 p.m. CT ★ Nashville, Tenn. ★ Hawkins Field (3,626)

GAME 36



VANDERBILT

Record: 27-8 Overall, 9-5 SEC

Home / Away / Neutral: 20-3 / 3-4 / 4-1

Rankings: D1: 7 | NCBWA: 7 | Coaches: 7

BA: 6 | CB: 6 | PG: 7

Head Coach: Tim Corbin

Career Record: 814-488-1 (22nd)

Record at Vanderbilt: 708-350-1 (17th)



ARKANSAS

Record: 25-10 Overall, 8-6 SEC

Home / Away / Neutral: 17-4 / 8-6 / 0-0

Rankings: D1: 12 | NCBWA: 9 | Coaches: 10

BA: 8 | CB: 7 | PG: 11

Head Coach: Dave Van Horn

Career Record: 1253-614 (31st)

Record at Arkansas: 668-374 (17th)

SERIES SECURED: Vanderbilt captured the series win with a 12-2 victory against Arkansas on Saturday.

- ★ Vandy pitching has limited Arkansas to a .208 average (5-for-24) with runners. In 18 leadoff opportunities, Razorback batters have reached just twice (.111).
- ★ The Dorees are batting .346 (9-for-26) with runners and .412 (7-for-17) with runners in scoring position.

WEEKLY REPORT: Vanderbilt moved to 3-0 on the week with Saturday's win. The Dorees are batting .317 for the week and are led by **JJ Bleday's** (6-for-9) three homers and 10 RBIs.

BY COMPARISON: Vandy won its 27th game on Saturday against Arkansas. A season ago, the Dorees did not secure their 27th win until May 12 at Tennessee (Game No. 49).

- ★ The Dorees have struck out 38 fewer times through 37 games compared to this point a season ago.

REVENGE TOUR: Vanderbilt went 0-6 a season ago against Belmont, Lipscomb, Florida and at MTSU. This year, the squad is 6-0 vs. the same opponents.

★ 2018

Loss vs. Belmont, 8-5
Loss vs. Lipscomb, 5-1
Swept by Florida
Loss at MTSU, 4-3

★ 2019

Beat Belmont, 3-0
Beat Lipscomb, 15-1
Swept Florida
Won at MTSU, 15-3

RPI RUNDOWN: Vandy ranks No. 2 in the RPI, holding steady at the spot following two wins vs. Arkansas.

- ★ The Dorees are 12-7 against opponents in the RPI top 50 and 3-0 vs. foes between 51-100.
- ★ Arkansas heads into the finale at No. 6 in the RPI. Eight of the top 15 in the RPI hail from the SEC.

PITCHING PROWESS: Vandy pitching entered Friday third nationally with 11.0 strikeouts/nine innings.

- ★ The Dorees have fanned 10-plus batters in 23 of their 35 games and nine-plus in 10 of the last 11.
- ★ Vanderbilt pitching fanned 13 batters on Friday.

TABLE SETTERS: Vanderbilt's top of the order -- **Cooper Davis**, **Austin Martin** and **JJ Bleday** -- has batted .366 (138-for-377) and scored 37.8 percent of Vandy's runs.

- ★ The trio went a combined 5-for-7 (.714), reaching base seven times while contributing seven runs and four RBIs during Saturday's 12-2 win.

NONCON SUCCESS: Vanderbilt is 18-3 in nonconference games including winning 12 of the last 13.

- ★ The Commodores are batting .330 in those games including seven players who are hitting above .300 (min. 15 games).
- ★ Vandy clubbed a season-high four home runs and scored seven times in the third inning as part of a 15-3 win on Tuesday at Middle Tennessee.

CALL THE HOGS: Vanderbilt and Arkansas are meeting for the 61st time in the history of the programs Sunday.

- ★ The Razorbacks hold a 31-29 edge in the series (1970-present). The series is tied 13-13 in Nashville.
- ★ Vandy has won five consecutive games vs. the Hogs at Hawkins Field dating to the Dorees' 2015 sweep.
- ★ Vanderbilt owns a 4-0 record against the Hogs in the SEC Tournament including a 7-4 victory in the 2007 title game (the Dorees' last tournament championship).

HOME-FIELD ADVANTAGE: Vanderbilt is one of 13 teams nationally with at least 20 home victories. Among those, only five teams have three-or-fewer home losses.

- ★ Vandy is 20-3 at Hawkins Field and is batting .328 at the facility. The Dorees have posted a 3.01 ERA and limited opponents to a .208 average.

THROUGH 35: Vandy's 27-8 start is its best through 35 games since beginning its 2016 campaign with a 28-7 mark. The Dorees finished that season with 47 victories.

- ★ Vanderbilt's .307 average is its highest through 35 games since batting .309 through as many in 2015.

THE MIDWEEK DIFFERENCE: Vandy boasts a 9-1 record in midweek games including posting seven consecutive wins. A season ago, Vandy went 5-5 through its first nine.

ON THE OFFENSIVE: Vanderbilt ranks first in the SEC in triples (13) and second in hits (374), batting average (.307), slugging percentage (.491) and doubles (75).

- ★ Vandy has scored five-plus runs 25 times. The Dorees have produced 10-plus runs 14 times.

DE-FENSE: Vandy is first in the SEC and ranks third nationally with a .983 fielding percentage.

- ★ In 2018, Vandy set a new school record and finished fifth nationally with a .981 fielding percentage.
- ★ The Dorees have posted a fielding percentage of .975 or better in five of the last six years.

MARCHING ON: Vanderbilt's 16 wins in March were the most since producing as many in 2013. It marked the fourth time ('10, '11, '13, '19) in the **Tim Corbin** era that Vandy has won as many games in March.

AGAINST THE BEST: Vandy has faced the three of the SEC's top four pitching staffs by ERA. Georgia leads the league with a 2.78 ERA while Tennessee is third (2.91) and Texas A&M is fourth (2.93).

THE STREAK CONTINUES: Vanderbilt's current streak of 13 consecutive NCAA Tournament appearances is the longest in the SEC and the third-longest nationally, trailing only Florida State (41) and Cal State Fullerton (27).

NO. 4, MR. TIM CORBIN: Head coach **Tim Corbin** is in his 17th season (2003-present) at the helm. Corbin has led the Commodores to 14 NCAA Tournaments, eight Super Regionals, three College World Series, one national championship (2014) and one runner-up (2015).

- ★ Corbin is 708-350-1 (.669) at Vandy and became the program's all-time winningest coach with a 9-4 victory on March 4, 2018 against Houston.
- ★ Under Corbin, 40 players have been named an All-American including 11 who have received first-team recognition.
- ★ In the Corbin era, 22 players have gone on to play in the Major Leagues, the most in the SEC since 2003.

LET THE KIDS PLAY: Vanderbilt's freshman class was ranked No. 2 nationally by Baseball America.

- ★ Six players appeared on the 2018 BA500, which ranks the best 500 players in the draft class.
- ★ Eight freshmen made their collegiate debuts on opening weekend. **Justyn-Henry Malloy** registered a pinch-hit RBI single and **Sterling Hayes** scored a run among notables.

DORES ON TOP: In Sept. 2017, D1Baseball.com recognized Vanderbilt as the No. 2 program nationally in the publication's bi-annual Top 100 rankings.

- ★ The list is designed to assess the overall health of programs in the current era with the ultimate goal of identifying "the programs in the best shape right now, with an eye towards the next five to 10 years."
- ★ The Commodores were ranked the nation's top program in D1Baseball's inaugural rankings (2015).

WELCOME TO THE HAWK: The Commodores have been tough to beat at Hawkins Field since the facility opened its gates in 2002. Vanderbilt boasts a 456-162-1 (.737) all-time record at its home including a 349-103-1 (.771) mark since the start of the 2007 season.

- ★ The Dorens won 6-of-7 regular season three-game home series in 2018 and have won 52-of-64 three-game sets at The Hawk since 2011.

MAJOR LEAGUE DORES: In total, 13 former players made a MLB appearance in 2018, a mark that ranks second nationally and first in the SEC.

- ★ Ten Dorens have made an MLB appearance in 2019 including five pitchers with at least one start.

SENIOR LEADERS: Vandy's five-member senior class is its largest since carrying seven in 2008. The class includes OF **Walker Grisanti**, 1B **Julian Infante**, SS **Ethan Paul**, RHP **Patrick Raby** and UTL **Stephen Scott**.

- ★ The unit has helped Vandy to 141 victories, three NCAA Regionals and two Super Regionals. The unit is looking for its first trip to the College World Series.

VETERAN PRESENCE: Vanderbilt returns eight positional starters and four starting pitchers from last season.

- ★ Offensively, 2019 returners contributed 80.5% of runs scored, 82.6% of hits, 82.7% of extra-base hits, 82% of RBIs and 72% of stolen bases in 2018.
- ★ Returning pitchers totaled 90% of starts, 85.7% of wins, 80% of innings pitched and 77% of strikeouts.

FRESHMAN ORIENTATION: Vandy led the nation as four student-athletes were named to the 2018 Collegiate Baseball Freshman All-American Team. **Philip Clarke**, **Pat DeMarco**, **Mason Hickman** and **Austin Martin** -- all returning for 2019 -- were recognized for their efforts.

FIRST FOR FIRST ROUND PICKS: Vanderbilt leads the SEC with 22 MLB first-round draft picks (including first-round supplemental picks). Vandy is one of two universities to produce multiple No. 1 picks with **David Price** in 2007 and **Dansby Swanson** in 2015.

STATES' RIGHTS: Vanderbilt has faced six in-state foes this season following Tuesday's game at Middle Tennessee.

- ★ The Commodores are 6-2 in those games including taking 2-of-3 against Tennessee to close March.
- ★ In eight contests vs. in-state foes, the Dorens have batted .344 and averaged 8.8 runs per game. Vandy has limited opponents to a .197 average and 2.96 ERA.

VANDERBILT RECORD WHEN...

2019	
SEC Standing	T-3rd, 0.5 GB
SEC East Standing	2nd, 0.5 GB
Home/Road/Neutral	20-3/3-4/4-1
Day/Night	14-8/13-0
vs. RH/LH starters	19-4/8-4
Leading after 6 innings	25-2
Tied after 6 innings	0-0
Trailing after 6 innings	2-6
Leading after 7 innings	25-2
Tied after 7 innings	0-0
Trailing after 7 innings	2-6
Leading after 8 innings	25-1
Tied after 8 innings	0-1
Trailing after 8 innings	2-6
Vanderbilt scores first	17-3
Opponents score first	10-5
Shutouts	3-1
Scoring less than 3 runs	1-3
Scoring 3 to 5 runs	8-2
Scoring 6 or more runs	17-3
Vanderbilt hits HR/hit 0 HR	19-5/7-3
1-run/2-run games	4-3/2-1
Walk-offs	1-1
Extra innings (home/road/neutral)	2-1/0-0/0-0
Series openers/finales	9-0/3-5
Series W-L (home)	6-0
Series W-L (road)	0-2
Series W-L (neutral)	1-0
Series W-L (total)	7-2
Three-game sweeps (home/road)	2-0/0-0
Come-from-behind-wins	10

UPCOMING MILESTONES

JJ Bleday	20 Career Doubles (19)
Philip Clarke	100 Career Hits (99)
Drake Fellows	250 Career Strikeouts (242)
Julian Infante	100 Career Runs (95)
Austin Martin	30 Career Stolen Bases (26)
Patrick Raby	250 Career Strikeouts (245)

VANDY TEAM LEADERS

Batting	
Hits	Three players (49)
Doubles	Stephen Scott (12)
Triples	Austin Martin (4)
HR	JJ Bleday (15)
RBIs	JJ Bleday (46)
Runs	JJ Bleday (42)
SB	Harrison Ray (10)
BB	JJ Bleday (24)
AVG	Austin Martin (.402)
OBP	Austin Martin (.486)
SLG	JJ Bleday (.730)

Pitching	
ERA (reliever, min. 15.0 IP)	Hugh Fisher (1.42)
ERA (starter)	Mason Hickman (1.93)
Wins	Drake Fellows (7)
Saves	Tyler Brown (7)
Appearances	Tyler Brown (14)
Starts	Drake Fellows (9)
Innings (reliever)	Tyler Brown (23.2)
Innings (starter)	Drake Fellows (56.2)
Strikeouts (reliever)	Tyler Brown (35)
Strikeouts (starter)	Drake Fellows (67)

VANDERBILT IN THE NATIONAL RANKINGS						
DATE	BA	NCBWA	CB	USA	D1	PG
Preseason	1	1	2	2	1	3
Feb. 18	1	2	2	2	1	3
Feb. 25	1	2	2	2	1	3
March 4	1	1	2	1	1	2
March 11	1	1	4	2	1	2
March 18	5	5	6	6	8	6
March 25	4	4	5	5	6	5
April 1	3	3	5	4	5	4
April 8	6	7	6	7	7	7
April 15						
April 22						
April 29						
May 6						
May 13						
May 20						
May 27						
June 3						
FINAL						
*For consistency, Vanderbilt uses the D1Baseball.com (D1) poll as its primary ranking.						

UPCOMING SCHEDULE AND PROBABLE PITCHING MATCHUPS			
DATE	OPPONENT	VANDERBILT STARTER	OPPOSING STARTER
Fri., Apr. 12	Arkansas	RHP Drake Fellows (6-0, 3.44 ERA)	RHP Isaiah Campbell (6-0, 2.29 ERA)
Sat., Apr. 13	Arkansas	RHP Kumar Rocker (2-4, 5.90 ERA)	RHP Connor Noland (0-1, 4.59 ERA)
Sun., Apr. 14	Arkansas	RHP Patrick Raby (5-1, 2.47 ERA)	RHP Cody Scroggins (2-0, 3.13 ERA)

BATTING NOTES

51 ★ JJ Bleday, OF L/L 6-3 205 lbs. Jr. Panama City Beach, Fla.

Year	avg	gp-gs	ab	r	h	2b	3b	hr	rbi	tb	slg%	bb	hbp	so	gdp	ob%	sf	sh	sb-att	po	a	e	fld%
2017	.256	51-48	164	23	42	8	0	2	22	56	.341	34	0	26	2	.384	0	0	0-2	83	4	4	.956
2018	.368	39-35	133	26	49	5	1	4	15	68	.511	31	2	23	4	.494	0	0	2-3	72	1	0	1.000
2019	.358	35-35	137	42	49	6	0	15	46	100	.730	24	2	28	2	.446	5	1	0-0	58	0	0	1.000
TOTAL	.323	125-118	434	91	140	19	1	21	83	224	.516	89	4	77	8	.438	5	1	2-5	213	5	4	.982

- ★ Baseball America First-Team Preseason All-American ... D1Baseball Second-Team Preseason All-American ... Second-Team Preseason All-SEC.
- ★ D1Baseball.com's No. 11 prospect for the 2019 MLB Draft (No. 3 in the SEC) .. Named the Cap Cod League's top pro prospect by scouts last summer.
- ★ Has swatted nine homers in his last 12 games ... First Commodore since Aaron Westlake (2010) to homer in four-straight games (March 23-30).
- ★ Has reached base in 62 of his last 63 games including 47 consecutive from March 4, 2018-March 17, 2019 ... Batting .378 (28-for-74) with runners on base.
- ★ Leads the SEC in home runs (15), total bases (100) and slugging percentage (.730) ... Second in RBIs (46) and eighth in hits (49).
- ★ Owns Vanderbilt's last two walk-off hits including a game-winning single into center field during the 11th inning against Western Kentucky.
- ★ Led Vandy with a .368 average, .511 slugging percentage and .494 on-base percentage in 2018.
- ★ Recorded at least one hit in 32 of 39 games and reached base in 38 of his 39 games in '18 ... Missed 22 games (March 30-May 6) due to an oblique injury.
- ★ Belted the game-winning walk-off home run against Mississippi State for a 4-3 victory during Game 2 of the NCAA Nashville Super Regional on June 9.

5 ★ Philip Clarke, C L/R 5-11 190 lbs. So. Franklin, Tenn.

Year	avg	gp-gs	ab	r	h	2b	3b	hr	rbi	tb	slg%	bb	hbp	so	gdp	ob%	sf	sh	sb-att	po	a	e	fld%
2018	.294	58-49	218	28	64	16	0	6	36	98	.450	27	5	40	4	.382	1	1	4-6	111	15	0	1.000
2019	.267	34-34	131	27	35	6	2	5	38	60	.458	16	4	21	3	.359	2	0	2-4	220	35	2	.992
TOTAL	.284	92-83	349	55	99	22	2	11	74	158	.453	43	9	61	7	.374	3	1	6-10	331	50	2	.995

- ★ Nation's No. 34-ranked sophomore (Perfect Game) ... SEC's No. 33-ranked prospect for the 2019 MLB Draft (D1Baseball)... First-Team Preseason All-SEC.
- ★ Went hitless (0-for-10) last weekend at Georgia ... Third on the team with 38 RBIs ... Has recorded a hit in 25 of 34 games and an RBI in 19 games.
- ★ Batting .400 (6-for-15) with the bases loaded including swatting a grand slam on opening weekend against Cal State Fullerton.
- ★ Named a 2018 Collegiate Baseball Freshman All-American after leading Vanderbilt with 16 doubles in 58 appearances and 49 starts.
- ★ Batted .294 and finished third on the team with 18 multi-hit games in 2018 ... Was second in overall games with 20 two-out RBIs.
- ★ Finished second on the squad with for hits (35) and batting average (.302) in 2018 SEC play ... Made 36 starts at designated hitter and 13 starts at catcher.
- ★ Named to the 2018 NCAA Clemson Regional All-Tournament Team after batting .385 (5-for-13) with three RBIs, two home runs, two runs and two walks.
- ★ Reached base in 26 of his final 30 games ... Struck his first collegiate home run against Presbyterian on Feb. 21 as part of a 1-for-3 outing with three RBIs.

3 ★ Cooper Davis, OF L/R 5-10 185 lbs. So. Mississauga, Ontario

Year	avg	gp-gs	ab	r	h	2b	3b	hr	rbi	tb	slg%	bb	hbp	so	gdp	ob%	sf	sh	sb-att	po	a	e	fld%
2018	.182	9-3	11	3	2	0	0	0	4	2	.182	2	0	1	0	.286	1	0	1-1	3	0	0	1.000
2019	.339	31-31	118	26	40	7	2	0	19	51	.432	22	1	17	4	.447	0	5	6-7	53	1	0	1.000
TOTAL	.326	40-34	129	29	42	7	2	0	23	53	.411	24	1	18	4	.432	1	5	7-8	56	1	0	1.000

- ★ Tenth in the SEC in walks per game (0.76) ... Has reached base in 30 of 31 games this season... Has logged a hit in 25 of 31 games this season.
- ★ Batting .394 (13-for-33) with two outs, .388 (19-for-49) with runners on base and .385 (10-for-26) with runners in scoring position.
- ★ Played in nine games (three starts) before suffering a broken wrist while making a diving attempt in pregame during late April a season ago.
- ★ Recorded his first collegiate hit, run and RBI on Feb. 21 while going 1-for-2 against Presbyterian ... Drew his first walk on Feb. 23 against UMass-Lowell.
- ★ Struck out just once in 11 plate appearances in 2018 ... Played the outfield in six of his nine appearances.
- ★ First Vanderbilt player in the Tim Corbin era to hail from Canada ... Played for the Canadian Jr. National U18 Team in 2017.
- ★ Drafted by the Toronto Blue Jays in the 25th round of the 2017 MLB Draft ... Played for the Toronto Blue Jays Tournament 12 team from 2013-2016.

18 ★ Pat DeMarco, OF R/R 5-11 205 lbs. So. Staten Island, N.Y.

Year	avg	gp-gs	ab	r	h	2b	3b	hr	rbi	tb	slg%	bb	hbp	so	gdp	ob%	sf	sh	sb-att	po	a	e	fld%
2018	.277	62-62	242	48	67	12	2	11	43	116	.479	23	6	53	1	.353	1	0	10-13	108	5	1	.991
2019	.237	20-20	76	16	18	7	2	1	15	32	.421	9	2	26	1	.322	3	0	2-3	47	0	0	1.000
TOTAL	.267	82-82	318	64	85	19	4	12	58	148	.465	32	8	79	2	.345	4	0	12-16	155	5	1	.994

- ★ Nation's No. 42-ranked sophomore (Perfect Game) ... SEC's No. 26-ranked prospect for the 2019 MLB Draft (D1Baseball).
- ★ Last appeared in a game March 17 at Texas A&M (hamstring).
- ★ Batting .296 (16-for-54) while reaching base 26 times over his last 15 games after hitting just .091 (2-for-22) during the first five games of the year.
- ★ Registered a hit in nine of his last 10 games (March 2-present) ... Has registered three multi-hit performances in his last nine games.
- ★ Named a 2018 Collegiate Baseball Freshman All-American after leading the Commodores with 48 runs and 116 total bases.
- ★ Paced the Dores with 23 RBIs and was second with seven home runs in 30 SEC starts in 2018.
- ★ Finished second on the squad in multi-hit games (19) and multi-RBI games (13) in 2018... Was one of two players (Ethan Paul) to start all 62 games.

BATTING NOTES CONTINUED

20 ★ Ty Duvall, C			L/R			5-11		190 lbs.		Jr.		Lebanon, Ohio											
Year	avg	gp-gs	ab	r	h	2b	3b	hr	rbi	tb	slg%	bb	hbp	so	gdp	ob%	sf	sh	sb-att	po	a	e	fld%
2017	.375	17-4	24	6	9	3	0	0	6	12	.500	6	1	6	1	.516	0	0	0-0	63	3	1	.985
2018	.270	31-15	63	13	17	3	1	3	10	31	.492	15	0	19	2	.405	1	0	1-1	152	11	1	.994
2019	.217	27-9	69	11	15	4	0	1	10	22	.319	17	3	18	0	.389	1	0	0-0	108	15	0	1.000
TOTAL	.263	75-28	156	30	41	10	1	4	26	65	.417	38	4	43	3	.415	2	0	1-1	323	29	2	.994

- ★ Has recorded a hit in eight of his last 14 games accounting for eight runs and seven RBIs during that stretch.
- ★ Belted his first home run in 53 at-bats (May 5, 2018 at Auburn) vs. Tennessee ... the solo shot was his fourth career.
- ★ Matched a career-high with three hits and four RBIs while reaching base five times as a pinch hitter in Vanderbilt's 15-2 win vs. Florida on March 22.
- ★ Collected a hit in six-consecutive games between April 20-May 1, 2018 ... Belted a solo homer and reached base twice against South Carolina on April 27.
- ★ Three-year team captain at Lebanon HS in Lebanon, Ohio ... Top prospect in the state of Ohio in 2016 according to Perfect Game.

13 ★ Kiambu Fentress, OF				R/R				6-0		175 lbs.		R-Jr.		Nashville, Tenn.									
Year	avg	gp-gs	ab	r	h	2b	3b	hr	rbi	tb	slg%	bb	hbp	so	gdp	ob%	sf	sh	sb-att	po	a	e	fld%
2017	.250	6-0	4	0	1	0	0	0	0	1	.250	0	0	0	0	.250	0	0	0-0	1	0	0	1.000
2018	.000	10-0	5	2	0	0	0	0	1	0	.000	0	0	2	0	.000	0	0	0-0	2	0	0	1.000
2019	.125	15-2	8	3	1	0	0	0	0	1	.125	3	1	3	0	.417	0	3	2-2	5	0	0	1.000
TOTAL	.118	31-2	17	5	2	0	0	0	1	2	.118	3	1	5	0	.286	0	3	2-2	8	0	0	1.000

- ★ Made his first career start March 19 vs. Belmont ... Worked a career-high three walks vs. Lipscomb ... Had a stolen base vs. Western Kentucky.
- ★ Appeared in 10 games including six stints in the outfield and three opportunities as a pinch hitter in 2018 ... Did not record a hit in five at-bats.
- ★ Legged out an infield single at Middle Tennessee on April 18, 2017, for his first career hit ... Made his collegiate debut in LF against UT Martin April 4, 2017.

99 ★ Jayson Gonzalez, INF										R/R			6-2		205 lbs.		So.			Covina, Calif.						
Year	avg	gp-gs	ab	r	h	2b	3b	hr	rbi	tb	slg%	bb	hbp	so	gdp	ob%	sf	sh	sb-att	po	a	e	fld%			
2018	.225	44-39	138	21	31	3	0	5	28	49	.355	11	1	56	4	.287	0	0	1-1	13	51	9	.877			
2019	.365	22-13	52	14	19	2	0	1	9	24	.462	11	1	20	1	.484	0	0	2-2	8	20	4	.875			
TOTAL	.263	66-52	190	35	50	5	0	6	37	73	.384	22	2	76	5	.346	0	0	3-3	21	71	13	.876			

- ★ Has scored at least one run in 10 of 21 games played ... Has drawn 11 walks in his last 19 games... Has reached base in 16 of 21 games.
- ★ Has registered seven multi-hit games and logged a hit in eight of his last 12 games including a pair of two-hit games vs. Tennessee.
- ★ Reached base in all three games on opening weekend ... Recorded two hits, two RBIs and two runs vs. Virginia and two hits vs. Cal State Fullerton.
- ★ Made 44 appearances (39 starts) while batting .225 with 28 RBIs and 21 runs in 2018 ... Batted .300 with 16 RBIs and three homers over his first 19 games.
- ★ Was the only Commodore to produce multiple four-hit games, coming on Feb. 24, 2018, against UMass-Lowell and Feb. 27, 2018, against Austin Peay.

18 ★ Walker Grisanti, OF			L/R			5-10			190 lbs.			Sr.			Collierville, Tenn.									
Year	avg	gp-gs	ab	r	h	2b	3b	hr	rbi	tb	slg%	bb	hbp	so	gdp	ob%	sf	sh	sb-att	po	a	e	fld%	
2016	.349	30-10	43	12	15	4	2	1	10	26	.605	9	2	19	0	.481	0	0	0-1	19	0	0	1.000	
2017	.267	21-2	30	7	8	2	0	0	4	10	.333	2	1	17	0	.333	0	1	0-0	4	0	0	1.000	
2018	.139	21-10	36	12	5	1	0	1	5	9	.250	18	3	16	0	.448	1	1	2-3	12	0	0	1.000	
2019	.368	14-1	19	5	7	2	1	1	6	14	.737	5	0	8	0	.500	0	1	0-0	3	0	0	1.000	
TOTAL	.273	86-23	128	36	35	9	3	3	25	59	.461	34	6	60	0	.444	1	3	2-4	38	0	0	1.000	

- ★ Belted a one-out, pinch-hit, game-tying home run in the ninth inning at No. 4 Georgia last Friday, helping lift Vandy to a 3-2 win in 11 innings.
- ★ Went a combined 6-for-8 with five RBIs vs. Davidson and ETSU ... Finished a home run shy of the cycle alongside three RBIs vs. ETSU on March 6.
- ★ Appeared in 21 games and made 10 starts for the Commodores in 2018 ... Nine of his 10 starts came in left field with the other at designated hitter.
- ★ His 18 walks in 2018 led the team among reserves ... Drew a free pass in 14 of his 21 appearances including a season-high three at UCLA on March 9.
- ★ Clubbed the game-winning home run in the top of the ninth against No. 1 Texas A&M at the 2016 SEC Tournament.

30 ★ Sterling Hayes, INF				R/R				6-1		190 lbs.		Fr.		San Diego, Calif.									
Year	avg	gp-gs	ab	r	h	2b	3b	hr	rbi	tb	slg%	bb	hbp	so	gdp	ob%	sf	sh	sb-att	po	a	e	fld%
2019	.000	4-0	0	2	0	0	0	0	0	0	.000	2	0	0	0	1.000	0	0	0-0	1	2	0	1.000
TOTAL	.000	4-0	0	2	0	0	0	0	0	0	.000	2	0	0	0	1.000	0	0	0-0	1	2	0	1.000

- ★ Has made four appearances, drawing a walk and scoring a run on Feb. 16 vs. Cal State Fullerton and March 5 vs. Davidson.
- ★ Lettered four years in baseball at Francis Parker High School under coach David Glassey ... Also lettered in football two years in high school.
- ★ Recognized as California's No. 16 shortstop in the class of 2018 by Perfect Game ... Named 2018 first-team All-San Diego County.
- ★ Batted a career .318 including an impressive .475 on-base percentage across 124 games ... Recognized on the San Diego All-Academic Team all four years.

BATTING NOTES CONTINUED

11 ★ Matt Hogan, OF

L/R

6-0

190 lbs.

Fr.

Melville, N.Y.

Year	avg	gp-gs	ab	r	h	2b	3b	hr	rbi	tb	slg%	bb	hbp	so	gdp	ob%	sf	sh	sb-att	po	a	e	fld%
2019	.000	3-0	3	1	0	0	0	0	0	0	.000	1	0	2	0	.250	0	0	0-0	0	0	0	.000
TOTAL	.000	3-0	3	1	0	0	0	0	0	0	.000	1	0	2	0	.250	0	0	0-0	0	0	0	.000

- ★ Recorded his first walk and run, coming as a pinch hitter during Vanderbilt's 24-2 victory against Davidson on March 5.
- ★ Lettered five years in baseball at Half Hollow Hills East High School under coach Tim Belz ... Also lettered twice in soccer and twice in winter track.
- ★ Ranked as New York's top outfielder and seventh overall player in the class of 2018 by Perfect Game.
- ★ Holds the Half Hollow Hills East school record for home runs, RBIs and hits ... 51st recipient of the Carl Yastrzemski Award presented to Suffolk's top player.
- ★ Batted .401 with 23 runs while posting a 4-1 record and a save as a senior ... Was a three-time all-conference honoree in baseball.

22 ★ Julian Infante, INF

R/R

6-3

215 lbs.

Sr.

Miami, Fla.

Year	avg	gp-gs	ab	r	h	2b	3b	hr	rbi	tb	slg%	bb	hbp	so	gdp	ob%	sf	sh	sb-att	po	a	e	fld%
2016	.259	26-22	85	17	22	4	1	6	20	46	.541	10	0	28	1	.333	1	0	1-2	176	14	3	.984
2017	.315	62-62	251	51	79	16	1	11	66	130	.518	27	3	59	6	.387	1	1	0-1	534	32	9	.984
2018	.193	50-48	161	16	31	5	1	2	18	44	.273	16	4	72	2	.276	4	2	1-1	367	20	3	.992
2019	.212	23-21	66	11	14	3	0	4	9	29	.439	13	2	21	0	.349	2	1	1-2	161	7	0	1.000
TOTAL	.259	161-153	563	95	146	28	3	23	113	249	.442	66	9	180	9	.342	8	4	3-6	1238	73	15	.989

- ★ Nation's No. 31-ranked senior according to Perfect Game.
- ★ Has recorded a hit in 12 of his last 17 games ... Batted .333 (3-for-9) with three extra-base hits including a homer against Tennessee.
- ★ Has recorded four homers in his last 11 games, moving his career total to 23 ... Has reached base in 19 of 23 games this season.
- ★ Missed 10 games after colliding into Virginia's shortstop while attempting to steal second base on opening day.
- ★ Made 48 starts and 50 appearances – all coming at first base – while batting .193 with 18 RBIs and 16 runs in 2018.
- ★ Recorded 10 hits over the last 10 games of 2018, batting .312 with four runs and three RBIs during the stretch.
- ★ In 2017, led the Commodores with 66 RBIs while hitting .315 and slugging 11 homers ... Participant in 2017 College Home Run Derby (Omaha, Neb.).
- ★ Matched Jeren Kendall for the team lead with 25 multi-hit games and was second with 17 multi-RBI games in 2017.
- ★ As a freshman (2016), he hit six home runs in 26 games during the second half of the year after missing the first two months with a broken wrist.

12 ★ Dominic Keegan, UTL

R/R

6-0

210 lbs.

Fr.

Methuen, Mass.

Year	avg	gp-gs	ab	r	h	2b	3b	hr	rbi	tb	slg%	bb	hbp	so	gdp	ob%	sf	sh	sb-att	po	a	e	fld%
2019	.118	11-0	17	1	2	1	0	0	0	3	.176	1	1	5	0	.211	0	0	0-0	5	3	0	1.000
TOTAL	.118	11-0	17	1	2	1	0	0	0	3	.176	1	1	5	0	.211	0	0	0-0	5	3	0	1.000

- ★ Collected his first extra-base hit, doubling and scoring a run as part of a 1-for-5 performance on Tuesday at Middle Tennessee.
- ★ Recorded his first career hit, coming in the eighth inning against Tennessee in the Sunday finale.
- ★ Made his first appearance at catcher on March 5 vs. Davidson ... Reached base for the first time (HBP) in Game 2 on Feb. 24 against Pepperdine.
- ★ Made his collegiate debut opening weekend against TCU, striking out in his lone pinch-hit appearance.
- ★ Lettered four years in baseball at Central Catholic High School (Massachusetts) ... Also lettered in basketball three years in high school.
- ★ Ranked as the top catcher in Massachusetts and 14th nationally from the class of 2018 by Perfect Game ... Named all-conference all four years.
- ★ Led the Raiders to four-straight MVC large titles ... Batted .402 (112 for 278) with 75 runs, 69 RBIs and 39 extra-base hits for his high school career.
- ★ As a senior, Keegan batted an area-best .463 (38 for 82), with a .546 OBP, .768 slugging, a team-high 19 RBIs and an area-leading 30 runs.

6 ★ Tate Kolwyck, INF

R/R

5-11

185 lbs.

Fr.

Memphis, Tenn.

Year	avg	gp-gs	ab	r	h	2b	3b	hr	rbi	tb	slg%	bb	hbp	so	gdp	ob%	sf	sh	sb-att	po	a	e	fld%
2019	.000	3-0	1	0	0	0	0	0	0	0	.000	1	0	0	0	.500	0	0	0-0	0	0	0	.000
TOTAL	.000	3-0	1	0	0	0	0	0	0	0	.000	1	0	0	0	.500	0	0	0-0	0	0	0	.000

- ★ Made his collegiate debut on March 5 against Davidson, drawing a walk in his lone plate appearance.
- ★ Lettered four years in baseball at Arlington High School (Tennessee) ... Also lettered four years in football and one in basketball.
- ★ Ranked as Tennessee's No. 2 shortstop and 10th overall player in the class of 2018 by Perfect Game.
- ★ Named a 2018 Rawlings-Perfect Game Honorable Mention All-American (Southeast - All Region 2nd Team).
- ★ In his career at quarterback, passed for a school-record 10,213 yards, 119 touchdowns, rushed for 859 yards and 13 touchdowns.

BATTING NOTES CONTINUED

36 ★ John Malcom, UTL L/L 6-3 220 lbs. Fr. West Bloomfield, Mich.

Year	avg	gp-gs	ab	r	h	2b	3b	hr	rbi	tb	slg%	bb	hbp	so	gdp	ob%	sf	sh	sb-att	po	a	e	fld%
2019	.000	1-0	1	0	0	0	0	0	1	0	.000	0	0	0	0	.000	0	0	0-0	0	0	0	.000
TOTAL	.000	1-0	1	0	0	0	0	0	1	0	.000	0	0	0	0	.000	0	0	0-0	0	0	0	.000

- ★ Made his collegiate debut on March 5 vs. Davidson, contributing an RBI-groundout as a pinch hitter in his long plate appearance.
- ★ Lettered four years in baseball at Detroit Country Day High School (Michigan) ... Also lettered two years in basketball.
- ★ Ranked as Michigan's top overall player and the No. 2 first baseman nationally in the class of 2018 by Perfect Game.
- ★ Named a 2018 Rawlings-Perfect Game 1st Team All-American (Central - All Region 1st Team) ... Was a three-year team captain (2016-18)

42 ★ Justyn-Henry Malloy, UTL R/R 6-2 210 lbs. Fr. Bergenfield, N.J.

Year	avg	gp-gs	ab	r	h	2b	3b	hr	rbi	tb	slg%	bb	hbp	so	gdp	ob%	sf	sh	sb-att	po	a	e	fld%
2019	.077	12-0	13	2	1	0	0	0	2	1	.077	5	1	3	1	.368	0	0	0-0	4	0	0	1.000
TOTAL	.077	12-0	13	2	1	0	0	0	2	1	.077	5	1	3	1	.368	0	0	0-0	4	0	0	1.000

- ★ Has appeared in 12 games, drawing five walks ... Worked the walk and scored a run on March 26 against Lipscomb.
- ★ Appeared at designated hitter twice on opening weekend ... Recorded his first hit and RBI on the first pitch he saw against Cal State Fullerton.
- ★ Lettered four years in baseball at St. Joseph Regional (New Jersey).
- ★ Ranked as New Jersey's top third baseman and fourth overall player in the class of 2018 by Perfect Game
- ★ Named a 2018 Rawlings-Perfect Game 3rd Team All-American (Northeast - All Region 1st Team).
- ★ Helped Team USA to a Pan American gold medal ... Captain of his team as a junior and senior.

16 ★ Austin Martin, UTL R/R 6-0 170 lbs. So. Jacksonville, Fla.

Year	avg	gp-gs	ab	r	h	2b	3b	hr	rbi	tb	slg%	bb	hbp	so	gdp	ob%	sf	sh	sb-att	po	a	e	fld%
2018	.338	59-58	222	44	75	14	0	1	19	92	.414	35	12	46	1	.452	1	3	22-30	157	11	2	.988
2019	.402	29-29	122	38	49	7	4	3	17	73	.598	16	4	15	3	.486	0	0	4-7	35	43	4	.951
TOTAL	.360	88-87	344	82	124	21	4	4	36	165	.480	51	16	61	4	.464	1	3	26-37	192	54	6	.976

- ★ Nation's No. 47-ranked sophomore (Perfect Game) ... SEC's No. 20-ranked prospect for the 2020 MLB Draft (D1Baseball) ... First-Team Preseason All-SEC.
- ★ Has recorded a hit in 25 of 29 games and multiple hits 17 times ... Recorded five hits in his last three games after going hitless (0-for-13) at Georgia.
- ★ Second in the SEC in hits per game (1.67) and batting average (.402) and third in on-base percentage (.486).
- ★ Has reached base in 41 of his last 44 games (dating to May 8, 2018) and recorded a hit in 35 of his last 39 games (dating to May 17, 2018).
- ★ Name NCBWA National Hitter of the Week and SEC Player of the Week after reaching base in 12 of his 16 plate appearances on opening weekend.
- ★ Led all SEC players with a .750 on-base percentage (min. 10 at-bats) and nine runs on opening weekend.
- ★ Named a 2018 Freshman All-American by Baseball America, Collegiate Baseball, NCBWA and Perfect Game ... Led Vandy with 20 multi-hit games.
- ★ Recorded a hit in 47 of his 58 games including finishing 2018 on a 10-game hitting streak.
- ★ Led the SEC with 22 stolen bases in 2018 ... His stolen-base mark was the most for a Vandy freshman since Xavier Turner had as many in 2013.
- ★ Started 58 at six positions in 2018 including center field (13x), first base (13x), left field (12x), third base (9x), designated hitter (9x) and shortstop (2x).
- ★ Was named to the 2018 NCAA Clemson Regional All-Tournament Team after batting .385 (5-for-13) with four runs and six total bases in three games.
- ★ In six NCAA Tournament games (2018), he hit a team-leading .385 (10-for-26) with five runs and three doubles ... Batted leadoff in 52 games.

BATTING NOTES CONTINUED

10 ★ Ethan Paul, INF

L/R

5-10

185 lbs.

Sr.

Bellevue, Wash.

Year	avg	gp-gs	ab	r	h	2b	3b	hr	rbi	tb	slg%	bb	hbp	so	gdp	ob%	sf	sh	sb-att	po	a	e	fld%
2016	.305	54-45	167	33	51	14	2	4	31	81	.485	22	7	47	3	.406	1	1	9-13	107	62	12	.934
2017	.251	53-52	199	34	50	15	1	5	27	82	.412	18	8	47	3	.336	1	3	5-7	79	137	6	.973
2018	.237	62-62	228	43	54	12	1	10	44	98	.430	30	14	64	2	.358	2	1	18-19	96	146	6	.976
2019	.355	35-35	138	24	49	11	1	4	43	74	.536	10	2	27	0	.394	5	0	4-6	40	80	3	.976
TOTAL	.279	204-194	732	134	204	52	5	23	145	335	.458	80	31	185	8	.370	9	5	36-45	322	425	27	.965

- ★ Nation's No. 14-ranked senior according to Perfect Game.
- ★ Has recorded a hit in six of his last seven games ... Belted the game-winning homer in the 11th inning at No. 4 Georgia last Friday.
- ★ Ranks third in the SEC with 43 RBIs and eighth in hits (49) ... Second on the team with 15 multi-hit games ... Has recorded a hit in 28 of 35 games.
- ★ Is batting a team-best .458 (33-for-72) with runners on base and team-best .489 (23-for-47) with runners in scoring position.
- ★ Started 110 consecutive games at second base (Feb. 22, 2017-present) making his fifth career start and first since 2016 at shortstop on opening day.
- ★ Selected in the 26th round (pick 775) of the 2018 MLB Draft by the Pittsburgh Pirates ... Finished second on the team in RBIs (44) and stolen bases (18).
- ★ Led the team in hit by pitches (14) and was third on the squad in home runs (10) in 2018 ... Helped turn 32 double plays while committing just six errors.
- ★ Named to the 2018 NCAA Clemson Regional All-Tournament Team after batting .333 (3-for-9) with two RBIs and a home run.
- ★ Struck a game-tying two-run homer during the ninth inning of the 2018 NCAA Nashville Super Regional (Game 3) against Mississippi State.
- ★ Produced an eight-game hitting streak from Feb. 23-March 4, 2018, and registered a base knock in 18 of the first 24 games.

2 ★ Harrison Ray, INF

R/R

5-11

190 lbs.

Jr.

Longwood, Fla.

Year	avg	gp-gs	ab	r	h	2b	3b	hr	rbi	tb	slg%	bb	hbp	so	gdp	ob%	sf	sh	sb-att	po	a	e	fld%
2017	.244	32-17	78	16	19	2	1	1	12	26	.333	11	1	20	4	.333	3	0	2-5	16	7	1	.958
2018	.242	42-22	91	13	22	4	3	1	14	35	.385	6	3	26	2	.307	1	0	5-6	28	33	6	.910
2019	.280	30-28	107	23	30	6	1	1	12	41	.383	9	3	30	0	.347	2	2	10-11	45	58	5	.954
TOTAL	.257	104-67	276	52	71	12	5	3	38	102	.370	26	7	76	6	.330	6	2	17-22	89	98	12	.940

- ★ Has recorded a hit in 21 of his last 26 starts while driving in 12 and scoring 20 runs in that stretch ... Recorded multiple hits in five of his last 13 games.
- ★ Belted his first homer of the season and recorded a team-high two hits last Saturday at Georgia ... Team leader with 10 stolen bases.
- ★ Made 22 starts in 2018, coming at four different positions including third base (13x), center field (5x), left field (2x) and right field (2x).
- ★ Batted .375 (6-for-16) with six runs in four appearances and three starts during the 2018 NCAA Tournament.
- ★ Paced the Dores with three triples including a one-out three bagger in the eighth inning during Game 2 of the 2018 NCAA Nashville Super Regional.
- ★ Recorded a pair of two-hit games at the 2018 Nashville Super Regional and logged at least one hit in all three games.

19 ★ Stephen Scott, UTL

L/R

5-11

200 lbs.

Sr.

Cary, N.C.

Year	avg	gp-gs	ab	r	h	2b	3b	hr	rbi	tb	slg%	bb	hbp	so	gdp	ob%	sf	sh	sb-att	po	a	e	fld%
2016	.091	18-1	22	2	2	0	0	0	2	2	.091	3	0	6	1	.200	0	0	0-0	1	0	0	1.000
2017	.227	38-32	119	25	27	4	0	2	11	37	.311	20	3	32	0	.347	2	0	3-3	34	2	0	1.000
2018	.268	53-47	168	42	45	11	0	15	41	101	.601	34	10	50	1	.420	0	1	6-8	302	37	4	.988
2019	.311	35-35	132	31	41	12	0	4	29	65	.492	22	5	31	0	.425	1	0	1-1	131	11	2	.986
TOTAL	.261	144-115	441	100	115	27	0	21	83	205	.465	79	18	119	2	.392	3	1	10-12	468	50	6	.989

- ★ 2019 Collegiate Baseball Preseason All-American ... Nation's No. 22-ranked senior (Perfect Game).
- ★ Has gone 3-for-10 this week including belting his second grand slam of the season during Saturday's 12-2 win against Arkansas.
- ★ Has recorded a multi-hit outing in seven of his last 21 games ... Set a career high with four hits on March 22 and belted a grand slam March 23 vs. Florida.
- ★ Selected in the 31st round of the 2018 MLB Draft by the Miami Marlins ... Started 47 games and appeared in 53 matchups in 2018.
- ★ Led Vandy and ranked seventh in the SEC with 15 home runs in 2018 ... Belted nine homers in his final 14 games including two vs. Tennessee and Clemson.
- ★ Recorded at least one hit in 16 of his final 19 games in 2018, batting .364 (24-for-66) with 21 runs, 20 RBIs, 13 walks and 10 homers during the stretch.
- ★ Named a 2018 Collegiate Baseball National Player of the Week in consecutive weeks on May 14 and May 21.
- ★ Led Vandy with a .601 slugging percentage and was second in total bases (101) and walks (34) in 2018.

8 ★ Isaiah Thomas, OF

R/R

6-2

190 lbs.

Fr.

Palm Beach Gardens, Fla.

Year	avg	gp-gs	ab	r	h	2b	3b	hr	rbi	tb	slg%	bb	hbp	so	gdp	ob%	sf	sh	sb-att	po	a	e	fld%
2019	.444	10-1	9	3	4	1	0	1	4	8	.889	0	0	2	0	.400	1	0	0-0	10	0	0	1.000
TOTAL	.444	10-1	9	3	4	1	0	1	4	8	.889	0	0	2	0	.400	1	0	0-0	10	0	0	1.000

- ★ Has recorded consecutive two-hit games including a four-RBI performance on Tuesday at Middle Tennessee.
- ★ Lettered four years in baseball at The Benjamin School (Florida) ... Also lettered three years in bowling.
- ★ Ranked as the No. 26 overall outfielder nationally in the class of 2018 by Perfect Game ... 2018 Rawlings-Perfect Game 3rd Team All-American.
- ★ Batted .490 with 34 RBIs, eight home runs and 16 stolen bases as a senior.
- ★ His second cousin (dad's side) is five-time NBA Champion and former San Antonio Spurs legend, Tim Duncan.

PITCHING NOTES

43 ★ Austin Becker, RHP R/R 6-5 190 lbs. Fr. Columbus, Ohio

Year	era	w-l	app	gs	cg	sho	sv	ip	h	r	er	bb	so	2b	3b	hr	bf	bavg	wp	hbp	bk	sfa	sha
2019	6.75	0-0	2	0	0	0/0	1	4.0	3	4	3	4	9	0	0	0	20	.200	1	1	0	0	0
TOTAL	6.75	0-0	2	0	0	0/0	1	4.0	3	4	3	4	9	0	0	0	20	.200	1	1	0	0	0

- ★ Nation's No. 38-ranked freshman (Perfect Game) ... SEC's No. 29-ranked prospect for the 2021 MLB Draft (D1Baseball).
- ★ Made his collegiate debut on March 5, striking out eight Davidson batters in 3.0 hitless innings while picking up the save.
- ★ Lettered four years in baseball and two years in basketball at Big Walnut High School (Ohio).
- ★ Ranked as the nation's No. 7 unsigned player according to Baseball America ... Named a 2018 Rawlings-Perfect Game 1st Team All-American.
- ★ Ranked as Ohio's top overall player in the class of 2018 by Perfect Game as well as the No. 11 right-handed pitcher nationally by the publication.
- ★ Father Kevin Becker played professional baseball in the Boston Red Sox and Cleveland Indians organization.
- ★ Drafted by the Texas Rangers in the 37th round of the 2018 MLB Draft.

21 ★ Tyler Brown, RHP R/R 6-4 242 lbs. So. Ashland, Ohio

Year	era	w-l	app	gs	cg	sho	sv	ip	h	r	er	bb	so	2b	3b	hr	bf	bavg	wp	hbp	bk	sfa	sha
2018	6.03	1-5	20	2	0	0/0	3	37.1	42	26	25	11	41	8	0	3	165	.286	2	4	0	2	1
2019	1.52	1-0	14	0	0	0/1	7	23.2	16	4	4	4	35	3	0	0	91	.186	2	0	0	1	0
TOTAL	4.28	2-5	34	2	0	0/1	10	61.0	58	30	29	15	76	11	0	3	256	.249	4	4	0	3	1

- ★ Has allowed just two runs in his last 13 outings (22.0 innings) ... Has fanned three-plus batters in consecutive outings.
- ★ Tied for fourth in the SEC with seven saves ... Finished tied for third among Vanderbilt pitchers with 20 appearances in 2018.
- ★ Struck out at least one batter in 16 outings in 2018 including a season-high six on Feb. 25 against UMass-Lowell and March 18 at Mississippi State.
- ★ Did not permit a walk in 11 appearances and walked one or fewer in 19 of 20 outings ... Did not allow a home run over his last 13 outings (22.2 innings).
- ★ Threw 50-plus pitches five times including a season-high 75 against Texas A&M on May 22 at the 2018 SEC Tournament.
- ★ Drafted by the Cincinnati Reds in the 26th round of the 2017 MLB Draft after lettering four years at Olentangy Orange High School (Ohio).

39 ★ Jake Eder, LHP L/L 6-4 210 lbs. So. Ocean Ridge, Fla.

Year	era	w-l	app	gs	cg	sho	sv	ip	h	r	er	bb	so	2b	3b	hr	bf	bavg	wp	hbp	bk	sfa	sha
2018	5.45	1-4	11	9	0	0/0	0	33.0	25	22	20	22	37	5	0	4	147	.210	4	1	0	2	3
2019	2.79	0-0	10	0	0	0/1	2	19.1	11	9	6	9	22	0	0	1	77	.167	1	1	0	0	1
TOTAL	4.47	1-4	21	9	0	0/1	2	52.1	36	31	26	31	59	5	0	5	224	.195	5	2	0	2	4

- ★ Nation's No. 38-ranked sophomore (Perfect Game) ... SEC's No. 21-ranked prospect for the 2020 MLB Draft (D1Baseball).
- ★ Has not allowed a run in six of 10 outings ... Retired all 13 batters faced in 4.1 innings against Tennessee last Sunday.
- ★ Picked up his first collegiate save, striking out two in the ninth inning to lock up Vanderbilt's 5-4 win against Evansville on Feb. 20.
- ★ Made nine starts and 11 overall appearances, going 1-4 with a 5.45 ERA as a freshman in 2018.
- ★ Picked up his first collegiate win during his debut on Feb. 21, 2018, limiting Presbyterian to one hit in four scoreless innings while striking out four.
- ★ Held opponents to three runs or fewer in seven of his nine starts in 2018 ... Struck out 37 batters across 33 innings.
- ★ Drafted by the New York Mets in the 34th round of the 2017 MLB Draft after lettering three years at Delray Beach Atlantic High School (Florida).

66 ★ Drake Fellows, RHP L/R 6-5 205 lbs. Jr. Plainfield, Ill.

Year	era	w-l	app	gs	cg	sho	sv	ip	h	r	er	bb	so	2b	3b	hr	bf	bavg	wp	hbp	bk	sfa	sha
2017	3.30	3-3	16	10	0	0/0	1	62.2	54	28	23	17	68	9	1	9	268	.226	8	7	1	2	3
2018	3.92	7-4	16	16	0	0/3	0	96.1	75	47	42	35	107	8	1	7	398	.217	12	7	1	4	6
2019	3.18	7-0	9	9	1	1/0	0	56.2	47	20	20	24	67	11	0	3	244	.225	7	10	0	1	0
TOTAL	3.55	17-7	41	35	1	1/3	1	215.2	176	95	85	76	242	28	2	19	910	.222	27	24	2	7	9

- ★ 2019 Collegiate Baseball Preseason All-American ... 2019 Perfect Game Preseason All-American.
- ★ Nation's No. 39-ranked junior (Perfect Game) ... SEC's No. 27-ranked prospect for the 2019 MLB Draft (D1Baseball).
- ★ Named D1Baseball.com's No. 94 ranked collegiate prospect for the 2019 MLB Draft.
- ★ Has not allowed more than two earned runs in five consecutive starts ... Has tossed six-plus innings in seven of his last eight starts.
- ★ Tossed Vanderbilt's first complete-game shutout since 2017 on March 22, lifting Vanderbilt to a 5-0 win against No. 14 Florida.
- ★ Allowed just one extra-base hit in nine innings of work against Florida ... Surpassed 200.0 career innings against Tennessee.
- ★ SEC leader in victories (7) ... Has fanned eight-plus batters in five of his last eight starts ... Team leader with 67 strikeouts.
- ★ Set a new career high with 13 strikeouts on March 1 vs. Dayton ... 13 punchouts were the most for a Vandy pitcher since Kyle Wright on May 6, 2017.
- ★ Friday night starter who posted a 7-4 record and 3.92 ERA in 2018 ... Led the Commodores with 107 strikeouts (46th nationally) in 96.1 innings.
- ★ Struck out six-or-more batters in 11 of 16 starts in 2018 ... Allowed just 12 extra-base hits in his last 76.2 innings.
- ★ Became the first sophomore since 2012 to start on Opening Day, doing so in 2018 ... Tossed five-plus innings in 14 of his 16 starts.

PITCHING NOTES CONTINUED

32 ★ Hugh Fisher, LHP R/L 6-5 185 lbs. So. Eads, Tenn.

Year	era	w-l	app	gs	cg	sho	sv	ip	h	r	er	bb	so	2b	3b	hr	bf	bavg	wp	hbp	bk	sfa	sha
2018	1.93	2-0	8	0	0	0/0	0	9.1	6	5	2	6	8	0	0	0	39	.194	2	2	0	0	0
2019	1.42	1-0	10	0	0	0/1	2	19.0	16	4	3	10	23	3	0	1	86	.216	1	2	0	0	0
TOTAL	1.59	3-0	18	0	0	0/1	2	28.1	22	9	5	16	31	3	0	1	125	.210	3	4	0	0	0

- ★ Nation's No. 17-ranked sophomore (Perfect Game) ... SEC's No. 27-ranked prospect for the 2020 MLB Draft (D1Baseball).
- ★ Has not allowed more than one earned run each of his 10 appearances ... Has permitted just one run on two hits in his last 8.2 innings.
- ★ Made eight relief appearances, posting a 1.94 ERA in 2018 ... Limited opponents to a .194 batting average in 9.1 innings while striking out eight.
- ★ Named a Rawlings-Perfect Game Second-Team All-American as a senior at Briarcrest Christian High School (Eads, Tenn.).

49 ★ AJ Franklin, LHP L/L 6-2 180 lbs. R-Jr. Lebanon, Tenn.

Year	era	w-l	app	gs	cg	sho	sv	ip	h	r	er	bb	so	2b	3b	hr	bf	bavg	wp	hbp	bk	sfa	sha
2018	0.00	0-0	3	0	0	0/1	0	2.2	0	0	0	1	2	0	0	0	7	.000	0	0	0	0	0
2019	8.22	0-0	8	0	0	0/0	0	7.2	5	7	7	7	9	1	0	2	39	.172	1	3	0	0	0
TOTAL	6.10	0-0	11	0	0	0/1	0	10.1	5	7	7	8	11	1	0	2	46	.143	1	3	0	0	0

- ★ Has permitted just three hits and one run in his last seven games (6.2 innings) ... Closed out Vandy's 12-2 win on Saturday vs. Arkansas with a hitless frame.
- ★ Allowed six runs, including two home runs, while walking three in one inning against Cal State Fullerton on opening weekend.
- ★ Made three appearances during his first campaign on the mound in 2018, holding opponents hitless in 2.2 innings.
- ★ Missed the 2017 season with a knee injury after redshirting in 2016.

35 ★ Jackson Gillis, LHP R/L 6-3 225 lbs. Jr. Wilmington, Mass.

Year	era	w-l	app	gs	cg	sho	sv	ip	h	r	er	bb	so	2b	3b	hr	bf	bavg	wp	hbp	bk	sfa	sha
2017	3.60	0-0	16	0	0	0/2	0	15.0	9	8	6	11	19	3	0	2	65	.173	0	1	2	0	1
2018	4.81	4-1	20	1	0	0/0	1	33.2	33	19	18	17	44	7	1	5	160	.256	6	7	2	3	3
2019	5.40	1-1	5	0	0	0/0	0	5.0	3	4	3	5	6	0	0	0	24	.176	3	1	0	1	0
TOTAL	4.53	5-2	41	1	0	0/2	1	53.2	45	31	27	33	69	10	1	7	249	.227	9	9	4	4	4

- ★ Has held opponents scoreless in three of his last four appearances including one hitless inning Tuesday at Middle Tennessee.
- ★ Posted a 4-1 record and 4.81 ERA across 20 appearances including one start in 2018 ... Struck out 39 batters while tossing 28.2 innings and walking nine.
- ★ First Commodore in the Tim Corbin era (2003-present) to record a win and save on the same day, coming in DH action vs. Ole Miss (April 15, 2018).
- ★ Struck out multiple batters 13 times including over his first eight appearances of 2018 ... Did not permit a walk in 10 of his final 13 appearances.

55 ★ Joe Gobillot, LHP L/L 6-6 240 lbs. R-Fr. Houston, Texas

Year	era	w-l	app	gs	cg	sho	sv	ip	h	r	er	bb	so	2b	3b	hr	bf	bavg	wp	hbp	bk	sfa	sha
2019	0.00	0-0	1	0	0	0/0	0	1.0	1	0	0	0	3	0	0	0	4	.250	0	0	0	0	0
TOTAL	0.00	0-0	1	0	0	0/0	0	1.0	1	0	0	0	3	0	0	0	4	.250	0	0	0	0	0

- ★ Made his first collegiate appearance Tuesday at Middle Tennessee, striking out the side while allowing one hit.
- ★ Did not compete during his inaugural season (2018) while recovering from injury.
- ★ Lettered four years in baseball at St. John's School (Texas) ... Named Rawlings-Perfect Game Honorable Mention All-American as a senior.
- ★ High school team captain as a junior and senior ... Rawlings-Perfect Game Underclass First-Team honoree as a junior.

44 ★ Mason Hickman, RHP R/R 6-6 230 lbs. So. Hendersonville, Tenn.

Year	era	w-l	app	gs	cg	sho	sv	ip	h	r	er	bb	so	2b	3b	hr	bf	bavg	wp	hbp	bk	sfa	sha
2018	5.21	8-2	16	13	1	1/0	0	74.1	71	45	43	30	66	14	1	10	319	.254	4	3	2	5	2
2019	1.93	4-0	10	4	0	0/1	2	42.0	30	11	9	8	56	11	1	1	162	.199	0	2	0	1	0
TOTAL	4.02	12-2	26	17	1	1/1	2	116.1	101	56	52	38	122	25	2	11	481	.235	4	5	2	6	2

- ★ Third in the SEC in strikeout-to-walk ratio (7.00) and WHIP (0.90), sixth in ERA (1.93) and eighth in strikeouts per nine innings (12.0).
- ★ Has allowed just four earned runs in his last eight outings (35.0 innings) highlighted by six scoreless innings each against Belmont and Lipscomb.
- ★ Permitted just an infield single in six scoreless innings against Lipscomb while striking out eight ... Fanned six-plus batters in all four starts.
- ★ Struck out a career-high 12 batters in six scoreless innings during his first start of the season on March 19 vs. Belmont.
- ★ Sunday starter who was named a Freshman All-American by Collegiate Baseball in 2018 ... Tied for third nationally among freshmen with eight victories.
- ★ Was one of three SEC freshmen to post a shutout in 2018, doing so with a seven-inning complete game victory against LSU on March 25.
- ★ During senior season at Pope John Paul II High School (Hendersonville, Tenn.) was named All-State, All-Region, and Tennessee Mr. Baseball Finalist.

PITCHING NOTES CONTINUED

45 ★ Chance Huff, RHP R/R 6-4 210 lbs. Fr. Niceville, Fla.

Year	avg	gp-gs	ab	r	h	2b	3b	hr	rbi	tb	slg%	bb	hbp	so	gdp	ob%	sf	sh	sb-att	po	a	e	fld%
2019	.000	0-0	0	0	0	0	0	0	0	0	.000	0	0	0	0	.000	0	0	0-0	1	4	0	1.000
TOTAL	.000	0-0	0	0	0	0	0	0	0	0	.000	0	0	0	0	.000	0	0	0-0	1	4	0	1.000

- ★ Nation's No. 37-ranked freshman according to Perfect Game.
- ★ Has fanned five-plus batters in three of four starts including a career-high seven in six innings while picking up the win on March 5 vs. Davidson.
- ★ Picked up the win on opening day vs. Virginia, permitting three runs and two hits while walking two and striking out two (threw 33 pitches).
- ★ Lettered four years in baseball at Niceville High School (Florida) ... Named 2018 Rawlings-Perfect Game Honorable Mention All-American.
- ★ Ranked as Florida's No. 18 right-handed pitcher and No. 46 overall player in the class of 2018 by Perfect Game.
- ★ Tossed a no-hitter while striking out 12 batters against South Walton as a senior ... Team-high 74 strikeouts in 48 innings with a 1.90 ERA as a junior.
- ★ Named among Top 45 pitchers headed to college per Baseball America ... Served as team captain his senior year.

33 ★ Erik Kaiser, RHP R/R 6-5 205 lbs. So. Waterloo, Ill.

Year	era	w-l	app	gs	cg	sho	sv	ip	h	r	er	bb	so	2b	3b	hr	bf	bavg	wp	hbp	bk	sfa	sha
2019	12.00	0-0	1	1	0	0/0	0	3.0	4	4	4	0	4	0	1	1	14	.308	0	1	0	0	0
TOTAL	12.00	0-0	1	1	0	0/0	0	3.0	4	4	4	0	4	0	1	1	14	.308	0	1	0	0	0

- ★ Made his first collegiate start on March 6 vs. ETSU, allowing four runs on four hits while striking out four.
- ★ Made two scoreless appearances during his freshman campaign in 2018 ... Struck out one and did not allow a base runner at Long Beach St. (March 7).
- ★ Lettered three years in baseball and played varsity basketball at Waterloo High School (Illinois).
- ★ Named Rawlings-Perfect Game Honorable Mention and All-USA Today Second-Team All-State as a senior.

34 ★ Zach King, LHP L/L 6-6 210 lbs. Jr. Spring Hill, Tenn.

Year	era	w-l	app	gs	cg	sho	sv	ip	h	r	er	bb	so	2b	3b	hr	bf	bavg	wp	hbp	bk	sfa	sha
2017	2.56	2-1	25	0	0	0/0	0	38.2	24	14	11	17	31	5	0	3	163	.174	4	4	0	0	4
2018	3.46	1-4	21	3	0	0/1	3	52.0	45	22	20	21	51	8	0	1	221	.237	2	6	0	1	3
2019	5.82	0-2	11	3	0	0/2	1	21.2	20	14	14	12	30	0	1	0	98	.253	1	5	0	1	1
TOTAL	3.61	3-7	57	6	0	0/3	4	112.1	89	50	45	50	112	13	1	4	482	.219	7	15	0	2	8

- ★ SEC's No. 19-ranked prospect for the 2019 MLB Draft.
- ★ Has allowed just three hits and one run in the last six outings (6.0 innings) after permitting 13 runs in his first four games including three starts.
- ★ Struck out the side in an inning of work, helping Vandy to a 4-2 win vs. Tennessee ... Struck out seven Dayton batters in 4.1 innings on March 2.
- ★ Posted a 1-4 record alongside a 3.46 ERA in 21 appearances and three starts in 2018 ... His 21 appearances were tied with Reid Schaller for the team lead.
- ★ Limited opponents to a .237 average while leading all Vandy relievers with 51 strikeouts and 52.0 innings pitched in 2018.
- ★ Held opponents to nine extra-base hits including just one home run while adding three saves in 2018 ... Struck out three or more batters 12 times.
- ★ Did not allow an earned run in four of his final six appearances in 2018, posting a 2.28 ERA over 19.2 innings.
- ★ Did not permit an earned run in 10 appearances of 2018, all coming in his final 17 outings ... Held foes to one walk or fewer in 16 of his 21 appearances.

29 ★ Patrick Raby, RHP R/R 6-3 230 lbs. Sr. Knoxville, Tenn.

Year	era	w-l	app	gs	cg	sho	sv	ip	h	r	er	bb	so	2b	3b	hr	bf	bavg	wp	hbp	bk	sfa	sha
2016	2.61	7-1	15	10	0	0/1	2	58.2	35	17	17	19	63	5	0	3	220	.174	2	0	2	0	0
2017	2.73	10-4	16	16	1	0/1	0	105.1	89	38	32	30	87	16	0	7	426	.231	5	4	0	1	5
2018	3.57	5-5	16	12	0	0/1	0	68.0	69	29	27	33	57	11	2	6	299	.271	6	5	0	2	4
2019	2.47	5-1	8	8	0	0/0	0	40.0	30	13	11	22	38	1	0	1	169	.214	3	2	1	3	2
TOTAL	2.88	27-11	55	46	1	0/3	2	272.0	223	97	87	104	245	33	2	17	1114	.227	16	11	3	6	11

- ★ Nation's No. 14-ranked senior according to Perfect Game.
- ★ Matched Sonny Gray for second in team history with 27th career victory, coming vs. Tennessee ... Two shy of the program record (Jeff Peeples' 29)
- ★ Seventh in the SEC in wins (5) ... Secured his fourth win, holding No. 14 Florida to one hit in six innings.
- ★ Has allowed just two extra-base hits in 40.0 innings and seven starts this season ... Held No. 19 Texas A&M to three hits in five frames.
- ★ Tied Jim Gibbs (1981-84) for third in program history with his 25th career victory on March 10 against Illinois State (5.0 IP, 4 H, 1 ER, 5 K).
- ★ Has not allowed more than one earned run in five of his eight starts ... Has fanned five-plus batters in five of his eight starts.
- ★ In eight starts, including four vs. ranked opponents, has held foes to a .214 batting average in 40.0 innings.
- ★ Recorded his 200th career strikeout in his hometown of Knoxville on May 12, 2018, at Tennessee while limiting the Volunteers to two runs.
- ★ Struck out four-or-more batters on eight occasions in 2018 ... Held opponents to a .230 batting average (29-for-126) with runners on base.
- ★ Fanned a season-high eight batters without allowing an earned run in five innings of three-hit ball against TCU on March 11, 2018.
- ★ Former Collegiate Baseball Freshman All-American (2016) ... Three-time All-American at Knoxville Farragut High School.

PITCHING NOTES CONTINUED

80 ★ Kumar Rocker, RHP					R/R			6-4		255 lbs.		Fr.			Athens, Ga.								
Year	era	w-l	app	gs	cg	sho	sv	ip	h	r	er	bb	so	2b	3b	hr	bf	bavg	wp	hbp	bk	sfa	sha
2019	4.75	3-4	9	6	0	0/0	0	36.0	42	22	19	8	39	9	1	1	162	.282	3	3	1	0	2
TOTAL	4.75	3-4	9	6	0	0/0	0	36.0	42	22	19	8	39	9	1	1	162	.282	3	3	1	0	2

- ★ Nation's top-ranked freshman (Perfect Game) ... SEC's No. 3-ranked prospect for the 2021 MLB Draft (D1Baseball).
- ★ Second-highest rated high school right-handed pitcher in the 2018 MLB Draft by MLB.com.
- ★ Has held opponents to three earned runs or fewer in seven of his last eight outings ... Has fanned six batters in four-straight starts.
- ★ Has not allowed more than two walks in all nine appearances ... Has tossed five-plus innings in four of his last five starts.
- ★ Struck out eight consecutive Oklahoma State batters on Oct. 20 (fall exhibition) as part of three hitless innings.
- ★ Tabbed the nation's third-ranked right-handed pitcher and eight-best overall player in the 2018 class by Perfect Game.
- ★ Honored as the 2017-18 Gatorade Georgia Baseball Player of the Year... Tabbed an Under Armour All-American.
- ★ Lettered four years in baseball and two years in football at North Oconee High School (Athens, Ga.).
- ★ Father, Tracy, played college football at Auburn and was the first SEC player to win both the Lombardi Award and the Outland Trophy.

27 ★ Ethan Smith, RHP					R/R				6-1		200 lbs.		Fr.			Mt. Juliet, Tenn.							
Year	era	w-l	app	gs	cg	sho	sv	ip	h	r	er	bb	so	2b	3b	hr	bf	bavg	wp	hbp	bk	sfa	sha
2019	4.19	3-0	10	0	0	0/1	0	19.1	12	10	9	13	26	4	0	0	85	.171	3	2	1	0	0
TOTAL	4.19	3-0	10	0	0	0/1	0	19.1	12	10	9	13	26	4	0	0	85	.171	3	2	1	0	0

- ★ Has not allowed an earned run in five of his last eight appearances ... Struck out four WKU batters in two hitless frames on April 2.
- ★ Struck out five batters in 3.2 scoreless innings, permitting just one hit, while securing his second victory on March 2 against Dayton.
- ★ Recognized as Tennessee's top right-handed pitcher and the state's third-best overall player in the class of 2018 by Perfect Game.
- ★ Threw the first perfect game in the history of the Perfect Game Tournament in Jupiter, Fla.... 2018 Rawlings-Perfect Game First-Team All-American.
- ★ Led Mt. Juliet (Tenn.) High School to the 2016 and 2018 District 9-AAA title ... Captain of the team as a junior and a senior.
- ★ Brother, Brandon, played baseball at Tennessee Tech; brother Austin, played at Columbia State CC and other brother, Jonathan played at Tufts University.

HITTING STREAKS			REACHED-BASE STREAKS			SCORELESS-INNING STREAK		
PLAYER	LONGEST	CURRENT	PLAYER	LONGEST	CURRENT	PLAYER	LONGEST	CURRENT
Paul	14	3	Davis	29	1	Hickman	25.0	3.1
Martin	12	3	Scott	23	1	Brown	16.2	1.1
Bleday	11	3	Martin	23	3	Raby	15.2	--
Ray	10	--	Bleday	19	15	Fellows	9.0	5.1
DeMarco	9	--	Gonzalez	15	--	Huff	6.2	0.1
Davis	9	1	Paul	14	3	Smith	6.2	0.1
Clarke	7	2	DeMarco	14	--	Fisher	5.2	4.0
Gonzalez	7	--	Ray	11	1	King	6.0	--
Scott	6	1	Infante	11	6	Eder	4.2	2.1
Infante	6	3	Clarke	10	2	Franklin	4.1	2.1
Grisanti	2	--	Duvall	6	--	Rocker	7.0	7.0
Duvall	4	--	Grisanti	5	--	Gillis	3.1	1.0
Fentress	1	--	Hayes	2	2	Kaiser	2.0	--
Keegan	1	1	Fentress	2	--	Gobillot	1.0	1.0
Malloy	1	--	Malloy	2	--			
Thomas	2	2	Hogan	1	--			
			Kolwyck	1	--			
			Keegan	1	1			
			Thomas	2	2			

2019 REGULAR SEASON DAY-BY-DAY

GM#	DATE	D/N	OPPONENT	SCORE	REC.	SEC REC.	GA/GB	PITCHER OF RECORD	ATTEND.	TIME
1	2/15	N	Virginia#	W, 15-9	1-0	0-0	--	Chance Huff (1-0)	1,747	4:04
2	2/16	D	Cal State Fullerton#	W, 14-9	2-0	0-0	--	Patrick Raby (1-0)	2,176	3:26
3	2/17	D	TCU#	L, 10-2	2-1	0-0	--	Kumar Rocker (0-1)	1,738	3:11
4	2/20	D	EVANSVILLE	W, 5-4	3-1	0-0	--	Hugh Fisher (1-0)	2,665	3:32
5	2/24	D	PEPPERDINE	W, 6-3	4-1	0-0	--	Drake Fellows (1-0)	2,837	2:56
6	2/24	D	PEPPERDINE	W, 6-2	5-1	0-0	--	Kumar Rocker (1-1)	--	2:49
8	2/26	D	SE MISSOURI ST.	W, 11-3	6-1	0-0	--	Ethan Smith (1-0)	2,700	3:20
9	2/27	D	AUSTIN PEAY	L, 7-6 (10)	6-2	0-0	--	Jackson Gillis (0-1)	2726	4:32
10	3/1	D	DAYTON	W, 11-3	7-2	0-0	--	Drake Fellows (2-0)	2,745	3:30
11	3/2	D	DAYTON	W, 5-1	8-2	0-0	--	Patrick Raby (2-0)	2,819	2:54
12	3/2	D	DAYTON	W, 2-0	9-2	0-0	--	Ethan Smith (2-0)	--	2:30
13	3/5	D	DAVIDSON	W, 24-2	10-2	0-0	--	Chance Huff (2-0)	2,776	3:26
14	3/6	D	ETSU	W, 12-4	11-2	0-0	--	Jackson Gillis (1-1)	2,665	2:58
15	3/8	D	ILLINOIS ST.	W, 10-4	12-2	0-0	--	Drake Fellows (3-0)	2,694	3:16
16	3/10	D	ILLINOIS ST.	W, 9-1	13-2	0-0	--	Patrick Raby (3-0)	2,866	2:52
17	3/10	D	ILLINOIS ST.	L, 7-3	13-3	0-0	--	Zach King (0-1)	--	3:13
18	3/12	N	SAMFORD	W, 11-6	14-3	0-0	--	Mason Hickman (1-0)	2,823	3:28
19	3/15	N	at Texas A&M*	W, 7-4	15-3	1-0	--	Drake Fellows (4-0)	5,774	3:37
20	3/16	D	at Texas A&M*	L, 8-7	15-4	1-1	1.0 GB	Zach King (0-2)	7,104	3:46
21	3/17	D	at Texas A&M*	L, 7-0	15-5	1-2	2.0 GB	Kumar Rocker (1-2)	5,385	2:32
22	3/19	N	vs. Belmont^	W, 3-0	16-5	1-2	2.0 GB	Mason Hickman (2-0)	1,032	2:54
23	3/21	N	FLORIDA*	W, 5-0	17-5	2-2	1.5 GB	Drake Fellows (5-0)	3,191	2:31
24	3/22	N	FLORIDA*	W, 15-2	18-5	3-2	1.5 GB	Patrick Raby (4-0)	3,626	3:22
25	3/23	D	FLORIDA*	W, 14-2	19-5	4-2	1.0 GB	Kumar Rocker (2-2)	3,626	2:54
26	3/26	N	vs. Lipscomb^	W, 15-1	20-5	4-2	1.0 GB	Mason Hickman (3-0)	1,277	3:01
27	3/29	N	TENNESSEE*	W, 4-2	21-5	5-2	1.0 GB	Drake Fellows (6-0)	3,626	3:19
28	3/30	N	TENNESSEE*	W, 10-4	22-5	6-2	0.5 GB	Patrick Raby (5-0)	3,512	3:01
29	3/31	D	TENNESSEE*	L, 7-6	22-6	6-3	1.0 GB	Kumar Rocker (2-3)	3,563	3:09
30	4/2	N	WESTERN KY.	W, 5-4 (10)	23-6	6-3	1.0 GB	Ethan Smith (3-0)	2,877	3:20
31	4/5	N	at Georgia*	W, 3-2 (11)	24-6	7-3	--	Tyler Brown (1-0)	3,188	3:40
32	4/6	D	at Georgia*	L, 8-3	24-7	7-4	1.0 GB	Patrick Raby (5-1)	3,117	2:57
33	4/7	D	at Georgia*	L, 3-1	24-8	7-5	2.0 GB	Kumar Rocker (2-4)	3,045	2:32
34	4/9	N	at MTSU	W, 15-3	25-8	7-5	2.0 GB	Mason Hickman (4-0)	2,557	3:34
35	4/12	N	ARKANSAS*	W, 3-2	26-8	8-5	1.0 GB	Drake Fellows (7-0)	3,465	2:24
36	4/13	N	ARKANSAS*	W, 12-2	27-8	9-5	0.5 GB	Kumar Rocker (3-4)	3,305	2:27
37	4/14	D	ARKANSAS*							
38	4/16	N	INDIANA ST.							
39	4/19	N	at Alabama*							
40	4/20	N	at Alabama*							
41	4/21	D	at Alabama*							
42	4/25	N	AUBURN*							
43	4/26	N	AUBURN*							
44	4/27	D	AUBURN*							
45	4/30	N	TENNESSEE TECH							
46	5/3	N	at South Carolina*							
47	5/4	N	at South Carolina*							
48	5/5	D	at South Carolina*							
49	5/7	N	at Louisville							
50	5/10	N	MISSOURI*							
51	5/11	D	MISSOURI*							
52	5/12	D	MISSOURI*							
53	5/14	N	MTSU							
54	5/16	N	at Kentucky*							
55	5/17	N	at Kentucky*							
56	5/18	D	at Kentucky*							

#Salt River Fields (Talking Stick, Ariz.)

^ First Tennessee Park (Nashville, Tenn.)

BOLD = Home Game (Hawkins Field)

* SEC Game

SEASON HIGHS AND LOWS

TEAM BATTING

Most runs, game _____ 24, vs. Davidson (3/5/19)
 Most runs, inning _____ 13, 3rd inn., vs. Davidson (3/5/19)
 Most hits, game _____ 19, vs. Florida (3/22/19)
 Most hits, inning _____ 8, 3rd inn., vs. Davidson (3/5/19)
 Fewest hits, game _____ 1, at Georgia (4/7/19)
 Most doubles, game _____ 6, vs. Davidson (3/5/19)
 Most triples, game _____ 2, vs. Virginia (2/15/19)
 Most home runs, game _____ 4, at Middle Tennessee (4/9/19)
 Most home runs, inning _____ 2, 4x, last vs. Western Kentucky (4/2/19)
 Most extra-base hits _____ 9, at Middle Tennessee (4/9/19)
 Most stolen bases, game _____ 4, vs. Dayton (3/1/19)
 Most walks, game _____ 17, vs. Davidson (3/5/19)
 Most strikeouts, game _____ 13, 2x, last vs. Austin Peay (2/27/19)
 Most hit by pitch, game _____ 3, 4x, last vs. Florida (3/23/19)
 Most left on base _____ 15, vs. Florida (3/22/19)

INDIVIDUAL BATTING

Most hits _____ 5, Ethan Paul vs. Florida (3/22/19)
 Most runs _____ 4, 4x, last JJ Bleday vs. Florida (3/23/19)
 Most doubles _____ 2, 5x, last Stephen Scott at Middle Tennessee (4/9/19)
 Most triples _____ 1, 13x, last Austin Martin vs. Arkansas (4/12/19)
 Most home runs _____ 2, 2x, last JJ Bleday at Middle Tennessee (4/9/19)
 Most extra-base hits _____ 3, Austin Martin vs. Western Kentucky (4/2/19)
 Most total bases _____ 9, JJ Bleday at Middle Tennessee (4/9/19)
 Most RBIs _____ 7, Pat DeMarco vs. Davidson (3/5/19)
 Most stolen bases _____ 2, Harrison Ray vs. Illinois State (3/8/19)
 Most walks _____ 3, 3x, last Kiambu Fentress vs. Lipscomb (3/27/19)
 Most strikeouts _____ 3, 8x, last Ethan Paul at Georgia (4/5/19)
 Longest hitting streak _____ 14 games, Ethan Paul (2/15-3/10)

TEAM PITCHING

Most walks _____ 12, vs. Austin Peay (2/27/19)
 Fewest walks _____ 1, 5x, last vs. Arkansas (4/13/19)
 Most runs allowed, game _____ 10, vs. TCU (2/17/19)
 Most runs allowed, inning _____ 6, 7th inn., vs. CS Fullerton (2/16/19)
 Most hits allowed, game _____ 13, vs. TCU (2/17/19)
 Most hits allowed, inning _____ 5, 1st inn., vs. Tennessee (3/31/19)
 Fewest hits allowed, game _____ 3, vs. Florida (3/22/19)
 Most home runs allowed, game _____ 2, 2x, last at Georgia (4/6/19)
 Most consecutive scoreless inn. _____ 25 innings (3/17-22/19)

INDIVIDUAL PITCHING

Most innings pitched, starter _____ 9.0, Drake Fellows vs. Florida (3/21/19)
 Fewest innings pitched, starter _____ 0.2, Chance Huff vs. Samford (3/13/19)
 Most innings pitched, reliever _____ 5.0, Jake Eder at Georgia (4/6/19)
 Most strikeouts, starter _____ 13, Drake Fellows vs. Dayton (3/1/19)
 Most strikeouts, reliever _____ 8, Austin Becker vs. Davidson (3/5/19)
 Most walks allowed _____ 6, 2x, last Patrick Raby vs. Florida (3/22/19)
 Most runs allowed _____ 7, Kumar Rocker vs. Tennessee (3/31/19)
 Most earned runs allowed _____ 6, 2x, last Kumar Rocker vs. Tennessee (3/31/19)
 Most hits allowed _____ 10, Kumar Rocker vs. Tennessee (3/31/19)
 Fewest hits allowed, CG _____ 5, Drake Fellows vs. Florida (3/21/19)
 Most home runs allowed _____ 2, AJ Franklin vs. CS Fullerton (2/16/19)
 Most pitches thrown _____ 116, Drake Fellows vs. Florida (3/21/19)

MISCELLANEOUS TEAM

Longest winning streak _____ 7 games, 2x, last 3/19-30/19
 Longest losing streak _____ 2 games, 2x, last 4/6-4/7
 Most games over .500 _____ 19 games, 2x, last 4/13/19
 Most games under .500 _____
 Longest game, innings _____ 11 inn., at Georgia (4/5/19)
 Longest game, time _____ 4:32, vs. Austin Peay (2/27/19)
 Shortest game, time _____ 2:24 vs. Arkansas (4/12/19)
 Largest crowd, Hawkins Field _____ 3,626 3x, last vs. Tennessee (3/29/19)
 Smallest crowd, Hawkins Field _____ 2,665, 2x, last vs. ETSU (3/6/19)
 Largest crowd, road _____ 7,104 at Texas A&M (3/16/19)
 Smallest crowd, road _____ 1,032 vs. Belmont (3/19/19)
 Largest winning margin _____ 22 runs, vs. Davidson (3/5/19)
 Largest losing margin _____ 8 runs, vs. TCU (2/17/19)
 Largest deficit overcome to win _____ 4 runs, vs. Illinois St. (3/8/19)
 Largest lead relinquished to lose _____ 5 runs, 2x, last at Texas A&M (3/16/19)
 Most double plays turned _____ 2, 2x, last at Georgia (4/6/19)
 Most double plays turned by opponent _____ 2, 2x, last vs. vs. Dayton (3/4/19)
 Most errors _____ 4, at Texas A&M (3/17/19)
 Most errors by an opponent _____ 5, vs. Davidson (3/5/19)
 Most stolen bases by an opponent _____ 3, vs. ETSU (3/6/19)

LAST HOME RUN

MULTI-HIT GAMES

MULTI-RBI GAMES

PLAYER	DATE, OPP.	AB SINCE	2H	3H	4H	5H	TOTAL	2RBI	3RBI	4RBI	5+RBI	TOTAL
Bleday	4/13/19 vs. Arkansas	1	10	4	--	--	14	10	1	1	2	14
Clarke	3/31/19 vs. Tennessee	17	8	1	--	--	9	5	2	2	1	10
Davis	--	--	10	1	1	--	12	4	2	--	--	6
DeMarco	3/5/19 vs. Davidson	29	3	--	--	--	3	--	--	--	1	1
Duvall	3/29/19 vs. Tennessee	20	3	1	--	--	4	--	--	1	--	1
Fentress	--	--	--	--	--	--	--	--	--	--	--	--
Gonzalez	2/20/19 vs. Evansville	33	7	--	--	--	7	2	--	--	--	2
Grisanti	4/5/19 at Georgia	3	1	--	1	--	2	1	1	--	--	2
Hayes	--	--	--	--	--	--	--	--	--	--	--	--
Hogan	--	--	--	--	--	--	--	--	--	--	--	--
Infante	4/9/19 at MTSU	8	1	--	--	--	1	--	1	--	--	1
Keegan	--	--	--	--	--	--	--	--	--	--	--	--
Kolwyck	--	--	--	--	--	--	--	--	--	--	--	--
Malcolm	--	--	--	--	--	--	--	--	--	--	--	--
Malloy	--	--	--	--	--	--	--	--	--	--	--	--
Martin	3/16/19 at Texas A&M	50	10	4	2	--	16	6	--	--	--	6
McMillan	--	--	--	--	--	--	--	--	--	--	--	--
Paul	4/5/19 at Georgia	15	11	3	--	1	15	4	3	--	3	10
Ray	4/6/19 at Georgia	12	9	--	--	--	9	2	--	--	--	2
Scott	4/13/19 vs. Arkansas	3	9	2	1	--	12	2	3	2	--	7
Thomas	4/9/19 at MTSU	5	1	--	--	--	1	--	--	1	--	1

BREAKDOWNS

RUNS BY INNING	1	2	3	4	5	6	7	8	9	10+	TOTAL
VANDERBILT	52	28	53	37	29	24	28	20	6	3	280
OPPONENTS	18	20	20	19	8	13	18	10	10	2	138

PITCHING BREAKDOWN	W-L-S	ERA	IP	H	R	ER	BB	SO	HR
STARTERS	18-6	3.75	177.2	157	81	74	72	207	6
RELIEVERS	9-2-15	3.28	137.0	98	57	50	66	179	5

CATCHING BREAKDOWN	CS	SBA	CS%	PB	PICKOFFS
PHILIP CLARKE	9	15	37.5	5	0
TY DUVAL	2	4	33.3	3	0
DOMINIC KEEGAN	0	0	0.0	0	0
STEPHEN SCOTT	1	4	20.0	0	0

STARTS BY BATTING ORDER (TOTAL, W-L)

1st: Davis (31, 23-8), Clarke (1, 1-0), Grisanti (1, 1-0), Martin (1, 1-0), Ray (1, 1-0)
2nd: Martin (28, 21-7), Ray (6, 5-1), Clarke (1, 1-0)
3rd: Bleday (35, 27-8)
4th: Scott (30, 23-7), Clarke (2, 1-1), Paul (3, 3-0)
5th: Clarke (26, 21-5), DeMarco (5, 3-2), Scott (2, 1-1), Paul (1, 1-0), Ray (1, 1-0), Rucker (1, 1-0)
6th: DeMarco (15, 12-3), Ray (11, 8-3), Clarke (5, 3-2), Paul (3, 3-0), Duval (1, 1-0)
7th: Paul (28, 20-8), Duval (2, 2-0), Infante (2, 2-0), Thomas (1, 1-0), Scott (2, 2-0)
8th: Raby (10, 6-4), Infante (8, 6-2), Fellows (7, 6-1), Duval (6, 5-1), Gonzalez (2, 2-0), Scott (1, 1-0), Rucker (1, 1-0)
9th: Gonzalez (11, 8-3), Infante (11, 8-3), Ray (9, 7-2), Fellows (1, 1-0), Raby (1, 1-0), Fentress (2, 2-0)

STARTS BY POSITION (TOTAL, W-L)

C: Clarke (24, 18-7), Duval (9, 8-1), Scott (2, 1-1)
1B: Infante (21, 16-5), Scott (14, 11-3)
2B: Ray (22, 16-6), Martin (13, 11-2)
3B: Martin (16, 11-5), Gonzalez (13, 10-3), Ray (6, 6-0)
SS: Paul (35, 27-8)
LF: Davis (18, 13-5), Scott (16, 13-3), Grisanti (1, 1-0)
CF: DeMarco (20, 15-5), Davis (12, 9-3), Fentress (2, 2-0), Thomas (1, 1-0)
RF: Bleday (35, 27-8)
DH: Clarke (10, 8-2), Raby (11, 7-4), Fellows (8, 7-1), Scott (3, 2-1), Davis (1, 1-0), Rucker (2, 2-0)

HOME RUN NOTES

HOMERS AT HOME: 24
HOMERS ON THE ROAD: 10

SOLO HOMERS: 22
2-RUN HOMERS: 7

3-RUN HOMERS: 8
GRAND SLAMS: 4

2-HOME RUN GAMES BY VANDERBILT (2 IN 2019)

Last: JJ Bleday (2), 4/9/19 at Middle Tennessee

3-HOME RUN GAMES BY VANDERBILT (0 IN 2019)

Last: Connor Kaiser, 6/3/18 at Clemson

PINCH-HIT HOME RUNS BY VANDERBILT (2 IN 2019)

Last: Walker Grisanti, 4/5/19 at Georgia

GRAND SLAMS BY VANDERBILT (4 IN 2019)

Last: Stephen Scott, 4/19/19 vs. Arkansas

FIRST-INNING LEADOFF HOME RUNS BY VANDERBILT (0 IN 2019)

Last: Austin Martin, 2/18/18 vs. Duke

WALK-OFF HOME RUNS (0 IN 2019)

Last: JJ Bleday, 6/9/18 vs. Mississippi State, 11th inning

INSIDE-THE-PARK HOME RUNS BY VANDERBILT (0 IN 2019)

Last: Will Toffey, 3/22/17 vs. Belmont

BACK-TO-BACK HOME RUNS BY VANDERBILT (1 IN 2019)

Last: Austin Martin, JJ Bleday, 4/2/19 vs. Western Kentucky, 9th inning

CAREER HIGHS

43 ★ Austin Becker

Innings Pitched: 3.0, vs. Davidson (3/5/19)
Strikeouts: 8, vs. Davidson (3/5/19)
Hits Allowed: None
Walks Allowed: 2, vs. Davidson (3/5/19)
Runs Allowed: None

51 ★ JJ Bleday

Hits: 3, 9x, last at MTSU (4/9/19)
Runs: 4, vs. Florida (3/23/19)
RBI: 5, 2x, last at MTSU (4/9/19)
Walks: 5, vs. Middle Tennessee (5/15/18)
HRs: 2, 2x, last at MTSU (4/9/19)
Strikeouts: 3, 2x, last at Texas A&M (3/15/19)
Stolen Bases: 1, 2x, last vs. Clemson (6/2/18)

21 ★ Tyler Brown

Innings Pitched: 5.0, vs. Texas A&M (5/22/18)
Strikeouts: 6, 3x, last vs. Illinois St. (3/8/19)
Hits Allowed: 6, at Florida (3/31/18)
Walks Allowed: 3, vs. Mississippi St. (6/10/18)
Runs Allowed: 6, at Florida (3/31/18)

5 ★ Philip Clarke

Hits: 3, 6x, last vs. Tennessee (3/31/19)
Runs: 3, 2x, vs. Samford (3/12/19)
RBI: 5, vs. Cal State Fullerton (2/16/19)
Walks: 4, vs. UMass-Lowell (2/23/18)
HRs: 2, vs. Clemson (6/3/18)
Strikeouts: 2, 12x, last at Georgia (4/5/19)
Stolen Bases: 2, vs. UMass-Lowell (2/25/18)

3 ★ Cooper Davis

Hits: 4, vs. SEMO (2/26/19)
Runs: 3, 2x, last vs. Tennessee (3/30/19)
RBI: 3, 2x, last at Texas A&M (3/15/19)
Walks: 2, 4x, last vs. WKU (4/2/19)
HRs: None
Strikeouts: 2, 3x, last at Georgia (4/5/19)
Stolen Bases: 1, 7x, last vs. Tennessee (3/30/19)

18 ★ Pat DeMarco

Hits: 3, 5x, last vs. Mississippi St. (6/8/18)
Runs: 3, 2x, last vs. Davidson (3/5/19)
RBI: 7, vs. Davidson (3/5/19)
Walks: 2, 3x, last vs. Mississippi St. (6/10/18)
HRs: 1, 12x, last vs. Davidson (3/5/19)
Strikeouts: 3, 4x, last at Texas A&M (3/17/19)
Stolen Bases: 2, 2x, last at Tenn. (5/11/18)

20 ★ Ty Duvall

Hits: 3, 2x, last vs. Florida (3/22/19)
Runs: 3, vs. Middle Tennessee (5/15/18)
RBI: 4, 2x, last vs. Florida (3/22/19)
Walks: 3, vs. Middle Tennessee (5/15/18)
HRs: 1, 4x, last vs. Tennessee (3/29/19)
Strikeouts: 3, 2x, last vs. Samford (3/12/19)
Stolen Bases: 1, at Missouri (4/21/18)

39 ★ Jake Eder

Innings Pitched: 5.0, 4x, last at Georgia (4/6/19)
Strikeouts: 7, at Long Beach State (3/7/18)
Hits Allowed: 6, 2x, last at MTSU (4/3/18)
Walks Allowed: 5, vs. Louisville (5/1/18)
Runs Allowed: 5, vs. Louisville (5/1/18)

66 ★ Drake Fellows

Innings Pitched: 9.0, vs. Florida (3/22/19)
Strikeouts: 13, vs. Dayton (3/1/19)
Hits Allowed: 8, 2x, last vs. Ole Miss (4/13/18)
Walks Allowed: 6, at Texas A&M (3/15/19)
Runs Allowed: 7, 2x, last vs. Miss. St. (6/8/18)

13 ★ Kiambu Fentress

Hits: 1, 2x, last vs. Illinois State (3/10/19)
Runs: 2, vs. Lipscomb (3/26/19)
RBI: 1, vs. Austin Peay (2/27/18)
Walks: 3, vs. Lipscomb (3/26/19)
HRs: None
Strikeouts: 1, 6x, last at MTSU (4/9/19)
Stolen Bases: 1, vs. Lipscomb (3/26/19)

32 ★ Hugh Fisher

Innings Pitched: 4.0, vs. Illinois State (3/10/19)
Strikeouts: 5, 2x, last vs. Tennessee (3/30/19)
Hits Allowed: 3, 3x, last vs. Illinois St. (3/10/19)
Walks Allowed: 2, 3x, last vs. Dayton (3/2/19)
Runs Allowed: 3, vs. Ole Miss (4/15/18)

49 ★ AJ Franklin

Innings Pitched: 1.0, 9x, last vs. Arkansas (4/13/19)
Strikeouts: 3, vs. SEMO (2/26/19)
Hits Allowed: 2, 2x, last vs. Lipscomb (3/26/19)
Walks Allowed: 3, vs. CS Fullerton (2/16/19)
Runs Allowed: 6, vs. Cal St. Fullerton (2/16/19)

35 ★ Jackson Gillis

Innings Pitched: 3.2, vs. Duke (2/16/18)
Strikeouts: 5, vs. UMass-Lowell (2/24/18)
Hits Allowed: 4, vs. TCU (3/11/18)
Walks Allowed: 4, vs. Texas A&M (3/25/17)
Runs Allowed: 4, 2x, last at Tennessee (5/13/18)

55 ★ Joe Gobillot

Innings Pitched: 1.0, at MTSU (4/9/19)
Strikeouts: 3, at MTSU (4/9/19)
Hits Allowed: 1, at MTSU (4/9/19)
Walks Allowed: None
Runs Allowed: None

99 ★ Jayson Gonzalez

Hits: 4, 2x, last vs. Austin Peay (2/27/18)
Runs: 3, vs. Middle Tennessee (5/15/18)
RBI: 5, vs. UMass-Lowell (2/24/18)
Walks: 2, vs. Evansville (2/20/19)
HRs: 2, vs. UMass-Lowell (2/24/18)
Strikeouts: 3, 5x, last at Tennessee (5/12/18)
Stolen Bases: 1, 3x, last vs. Illinois St. (3/10/19)

17 ★ Walker Grisanti

Hits: 4, vs. ETSU (3/6/19)
Runs: 3, vs. Xavier (3/12/16)
RBI: 3, 3x, last vs. ETSU (3/6/19)
Walks: 3, at UCLA (3/9/18)
HRs: 1, 3x, last at Georgia (4/5/19)
Strikeouts: 3, 4x, last vs. Austin Peay (2/27/19)

30 ★ Sterling Hayes

Hits: None
Runs: 1, 2x, last vs. Davidson (3/5/19)
RBI: None
Walks: 1, 2x, last vs. Davidson (3/5/19)
HRs: None
Strikeouts: None
Stolen Bases: None

44 ★ Mason Hickman

Innings Pitched: 7.0, 3x, last vs. WKU (4/2/19)
Strikeouts: 12, vs. Belmont (3/19/19)
Hits Allowed: 8, at Florida (4/1/18)
Walks Allowed: 6, at Tennessee (5/13/18)
Runs Allowed: 6, vs. Kentucky (5/19/18)

11 ★ Matt Hogan

Hits: None
Runs: 1, vs. Davidson (3/5/19)
RBI: None
Walks: 1, vs. Davidson (3/5/19)
HRs: None
Strikeouts: 1, vs. Davidson (3/5/19)
Stolen Bases: None

45 ★ Chance Huff

Innings Pitched: 6.0, vs. Davidson (3/5/19)
Strikeouts: 7, vs. Davidson (3/5/19)
Hits Allowed: 6, vs. Davidson (3/5/19)
Walks Allowed: 3, 3x, last vs. Samford (3/12/19)
Runs Allowed: 3, 2x, last vs. Austin Peay (2/27/19)

22 ★ Julian Infante

Hits: 4, vs. Belmont (3/22/17)
Runs: 4, vs. Belmont 3/22/17
RBI: 7, vs. Missouri 3/22/17
Walks: 3, vs. Saint Mary's G2 (3/12/17)
HRs: 1, 23x, last at MTSU (4/9/19)
Strikeouts: 4, 2x, last vs. UMass-Lowell (2/23/18)
Stolen Bases: 1, 3x, last at Georgia (4/7/19)

33 ★ Erik Kaiser

Innings Pitched: 3.0, vs. ETSU (3/6/19)
Strikeouts: 4, vs. ETSU (3/6/19)
Hits Allowed: 4, vs. ETSU (3/6/19)
Walks Allowed: None
Runs Allowed: 4, vs. ETSU (3/6/19)

12 ★ Dominic Keegan

Hits: 1, at MTSU (4/9/19)
Runs: 1, at MTSU (4/9/19)
RBI: None
Walks: 1, vs. Arkansas (4/13/19)
HRs: None
Strikeouts: 1, 4x, last at MTSU (4/9/19)
Stolen Bases: None

34 ★ Zach King

Innings Pitched: 6.1, vs. Kentucky (5/18/18)
Strikeouts: 7, vs. Dayton (3/2/19)
Hits Allowed: 7, vs. UMass-Lowell (2/24/18)
Walks Allowed: 4, at Clemson (6/2/18)
Runs Allowed: 5, vs. Illinois State (3/10/19)

16 ★ Tate Kolwyck

Hits: None
Runs: None
RBI: None
Walks: 1, vs. Davidson (3/5/19)
HRs: None
Strikeouts: None
Stolen Bases: None

36 ★ John Malcom

Hits: None
Runs: None
RBI: 1, vs. Davidson (3/5/19)
Walks: None
HRs: None
Strikeouts: None
Stolen Bases: None

42 ★ Justyn-Henry Malloy

Hits: 1, vs. Cal State Fullerton (2/16/19)
Runs: 1, 2x, last vs. Lipscomb (3/26/19)
RBI: 1, 2x, last vs. SEMO (2/26/19)
Walks: 1, 5x, last vs. Lipscomb (3/26/19)
HRs: None
Strikeouts: 2, vs. TCU (2/17/19)
Stolen Bases: None

16 ★ Austin Martin

Hits: 4, 3x, last vs. Austin Peay (2/27/19)
Runs: 4, 2x, last vs. CS Fullerton (2/16/19)
RBI: 3, at Tennessee (5/13/18)
Walks: 3, 3x, last vs. Virginia (2/15/19)
HRs: 1, 4x, last vs. WKU (4/2/19)
Strikeouts: 4, vs. Indiana State (2/28/18)
Stolen Bases: 3, vs. Presbyterian (2/21/18)

10 ★ Ethan Paul

Hits: 5, vs. Florida (3/22/19)
Runs: 3, 10x, last vs. Florida (3/22/19)
RBI: 7, vs. UMass-Lowell (2/24/18)
Walks: 3, vs. Xavier (3/13/16)
HRs: 2, 2x, last vs. Evansville (4/17/18)
Strikeouts: 3, 7x, last at Georgia (4/5/19)
Stolen Bases: 2, 5x, last vs. S. Carolina (4/27/18)

29 ★ Patrick Raby

Innings Pitched: 9.0, at Georgia (4/21/17)
Strikeouts: 11, 2x, last vs. Saint Mary's (3/12/17)
Hits Allowed: 9, at Kentucky (3/31/17)
Walks Allowed: 6, vs. Florida (3/22/19)
Runs Allowed: 7, 2x, last at Auburn (5/5/18)

2 ★ Harrison Ray

Hits: 2, 17x, last at Georgia (4/6/19)
Runs: 4, vs. Florida (3/22/19)
RBI: 4, vs. South Carolina (4/29/18)
Walks: 2, 5x, last vs. Arkansas (4/14/19)
HRs: 1, 2x, last at Clemson (6/3/18)
Strikeouts: 3, 2x, last vs. Pepperdine (2/24/19)
Stolen Bases: 2, 3x, last vs. Illinois St. (3/8/19)

80 ★ Kumar Rocker

Innings Pitched: 7.0, vs. Arkansas (4/13/19)
Strikeouts: 7, vs. Arkansas (4/13/19)
Hits Allowed: 10, vs. Tennessee (3/31/19)
Walks Allowed: 2, 3x, last at Georgia (4/7/19)
Runs Allowed: 7, vs. Tennessee (3/31/19)

19 ★ Stephen Scott

Hits: 4, vs. Florida (3/22/19)
Runs: 4, at Clemson (6/3/18)
RBI: 5, vs. Middle Tenn. (5/15/18)
Walks: 2, 16x, last at Texas A&M (3/15/19)
HRs: 2, 2x, last at Clemson (6/3/18)
Strikeouts: 3, 3x, last at Texas A&M (3/16/19)
Stolen Bases: 2, vs. Georgia (4/5/18)

27 ★ Ethan Smith

Innings Pitched: 3.2, vs. Dayton (3/2/19)
Strikeouts: 5, vs. Dayton (3/2/19)
Hits Allowed: 3, 2x, last vs. Arkansas (4/13/19)
Walks Allowed: 3, 2x, last at Texas A&M (3/16/19)
Runs Allowed: 2, 4x, last vs. Arkansas (4/13/19)

8 ★ Isaiah Thomas

Hits: 2, 2x, last vs. Arkansas (4/13/19)
Runs: 2, at MTSU (4/9/19)
RBI: 4, at MTSU (4/9/19)
Walks: None
HRs: 1, at MTSU (4/9/19)
Strikeouts: 1, 2x, last vs. Arkansas (4/13/19)
Stolen Bases: None

THE LAST TIME VANDERBILT...

Won 5 or more consecutive games 7 games (March 19-30, 2019)
Won 7 or more consecutive games 7 games (March 19-30, 2019)
Won 10 or more consecutive games 14 games (April 20-May 16, 2013)
Won 15 or more consecutive games 19 games (Feb. 9-March 16, 2007)

Won 5 or more consecutive home games 6 games (March 12-30 2019)
Won 8 or more consecutive home games 8 games (Feb. 18-28, 2018)
Won 10 or more consecutive home games 17 games (May 29, 2015-March 15, 2016)
Won 20 or more consecutive home games Never Happened

Won 5 or more consecutive road games 7 games (March 21- April 16, 2015)
Won 8 or more consecutive road games 8 games (April 20 - May 12, 2013)
Won 9 or more consecutive road games 10 games (April 11- May 4, 2008)

Won 5 or more consecutive conference games 5 games (March 21-30 2019)
Won 6 or more consecutive conference games 6 games (April 26-May 4, 2014)
Won 7 or more consecutive conference games 11 games (April 20-May 16, 2013)
Won 8 or more consecutive conference games 11 games (April 20-May 16, 2013)

Won 5 or more consecutive conference home games 8 games (May 17, 2018-March 30, 2019)
Won 8 or more consecutive conference home games 8 games (May 17, 2018-March 30, 2019)
Won 9 or more consecutive conference home games 12 games (March 23-May 16, 2013)
Won 10 or more consecutive conference home games 12 games (March 23-May 16, 2013)

Won 5 or more consecutive conference road games 6 games (March 21-April 16, 2015)
Won 7 or more consecutive conference road games 7 games (April 20-May 12, 2013)
Won 8 or more consecutive conference road games 8 games (May 12, 2012-April 7, 2013)

Won 5 or more consecutive midweek games 7 games (March 5, 2019-present)
Won 10 or more consecutive midweek games 10 games (May 17, 2016-April 4, 2017)
Won 11 or more consecutive midweek games 12 games (March 27, 2012-March 13, 2013)

Won 5 or more consecutive midweek home games 6 games (May 2, 2017-Feb. 28, 2018)
Won 10 or more consecutive midweek home games 13 games (March 27, 2012-April 9, 2013)
Won 15 or more consecutive midweek home games 16 games (March 23, 2010-Feb. 22, 2012)

Lost 5 or more consecutive games 6 games (April 29-May 8, 2018)
Lost 7 or more consecutive games 7 games (March 28-April 6, 1997)
Lost 8 or more consecutive games 12 games (March 25-April 10, 1994)

Lost 4 or more consecutive home games 4 games (Feb. 24-29, 2012)
Lost 5 or more consecutive home games 6 games (April 30-May 22, 2005)
Lost 6 or more consecutive home games 6 games (April 30-May 22, 2005)
Lost 7 or more consecutive home games 9 games (1965-1966)

Lost 5 or more consecutive road games 6 games (March 30-April 20, 2018)
Lost 6 or more consecutive road games 6 games (March 30-April 20, 2018)
Lost 7 or more consecutive road games 8 games (Feb. 17-April 6, 2012)
Lost 8 or more consecutive road games 8 games (Feb. 17-April 6, 2012)
Lost 9 or more consecutive road games 9 games (March 25-April 26, 1994)
Lost 10 or more consecutive road games 11 games (April 18, 1978-March 5, 1979)

Lost 5 or more consecutive conference games 6 games (May 10, 2009-March 20, 2010)
Lost 6 or more consecutive conference games 6 games (May 10, 2009-March 20, 2010)
Lost 7 or more consecutive conference games 7 games (May 10, 2008-March 15, 2009)
Lost 8 or more consecutive conference games 11 games (April 5-27, 2002)
Lost 9 or more consecutive conference games 11 games (April 5-27, 2002)
Lost 10 or more consecutive conference games 11 games (April 5-27, 2002)

Lost 5 or more consecutive conference home games 5 games (April 12-27, 2002)
Lost 6 or more consecutive conference home games 9 games (April 14-May 14, 2000)
Lost 7 or more consecutive conference home games 9 games (April 14-May 14, 2000)
Lost 8 or more consecutive conference home games 9 games (April 14-May 14, 2000)

Lost 5 or more consecutive conference road games 5 games (March 30-April 20, 2018)
Lost 6 or more consecutive conference road games 10 games (April 5-May 17, 2002)
Lost 7 or more consecutive conference road games 10 games (April 5-May 17, 2002)
Lost 8 or more consecutive conference road games 10 games (April 5-May 17, 2002)

Shutout an opponent vs. Florida, 5-0 (March 21, 2019)
Shutout an opponent on Opening Day vs. Santa Clara, 4-0 (Feb. 13, 2015)
Shutout an opponent at home vs. Florida, 5-0 (March 21, 2019)
Shutout an SEC opponent at home vs. Florida, 5-0 (March 21, 2019)
Shutout an opponent on the road at Clemson, 8-0 (June 5, 2017)
Shutout an SEC opponent on the road at Florida, 5-0 (May 14, 2016)
Shutout an opponent on a neutral field vs. Belmont, 3-0 (March 19, 2019)
Shutout a midweek opponent at home vs. UT-Martin, 11-0 (April 4, 2017)
Shutout a midweek opponent on the road at Middle Tennessee, 1-0 (April 12, 2011)
Shutout back-to-back opponents vs. Belmont, 3-0 & vs. Florida, 5-0 (March 19-21, 2019)

Was shutout at Texas A&M, 7-0 (March 17, 2019)
Was shutout in back-to-back games Kentucky, 14-0 & 4-0 (April 23, 1976)

Was shutout on Opening Day vs. San Diego, 10-0 (Feb. 17, 2006)
Was shutout at home Kentucky, 3-0 (April 17, 2016)
Was shutout at home by an SEC opponent Kentucky, 3-0 (April 17, 2016)
Was shutout on the road at Texas A&M, 7-0 (March 17, 2019)
Was shutout on the road by an SEC opponent at Texas A&M, 7-0 (March 17, 2019)

Was shutout on a neutral field vs. Louisiana, 3-0, at Minute Maid Park (March 3, 2018)
Was shutout against a midweek opponent at home vs. Belmont, 1-0 (Feb. 26, 2003)
Was shutout against a midweek opponent on the road at North Florida, 2-0 (March 5, 1991)
Was shutout against a non-conference opponent on a neutral site vs. Louisiana, 3-0, at MIMP (March 3, 2018)

Run-ruled an opponent vs. Alabama, 16-1, 7 inn. @ SEC Tournament (May 22, 2015)
Run-ruled an opponent at home vs. Evansville, 14-3, 5 inn. (April 17, 2002)

Was run-ruled vs. Texas A&M, 13-3, 7 inn. @ SEC Tournament (May 27, 2016)

Played in 14 or more innings 14 innings, vs. Illinois-Chicago (W, 6-5) (Feb. 27, 2016)
Played in 15 or more innings 16 innings, vs. Ole Miss (L, 6-5) (April 10, 2015)
Played in 16 or more innings 16 innings, vs. Ole Miss (L, 6-5) (April 10, 2015)
Played in 17 or more innings 17 innings, vs. Louisville (W, 11-10) (May 11, 2010)

Won both games of a doubleheader vs. Dayton: 5-1, 2-0 (March 2, 2019)
Shutout opponent in both games of a doubleheader vs. Georgia: 3-0, 6-0 (April 27, 1976)
Lost both games of a doubleheader at Tennessee: 4-2 (11), 4-3 (April 25, 2010)

Swept a 3-game series at home vs. #14 Florida (March 21-23, 2019)
Swept a 3-game series at home vs. non-conference opponent vs. Dayton (March 1-2, 2019)
Swept a 3-game series on the road at Mississippi State (March 16-18, 2018)
Swept a 3-game SEC series at home vs. #14 Florida (March 21-23, 2019)
Swept a 3-game SEC series on the road at Mississippi State (March 16-18, 2018)
Swept a midweek series at home 2 games, vs. Presbyterian (Feb. 20-21, 2018)
Swept a midweek series on the road 2 games, at Ohio (May 17-18, 2005)
Swept a four-game series vs. Sewanee (1907)

Was swept in a 3-game series at home vs. Oregon (Feb. 24-26, 2012)
Was swept in a 3-game series at home vs. non-conference opponent vs. Oregon (Feb. 24-26, 2012)
Was swept in a 3-game series on the road at Auburn (May 4-6, 2018)
Was swept in a 3-game SEC series at home vs. Tennessee (May 14-16, 2009)
Was swept in a 3-game SEC series on the road at Auburn (May 4-6, 2018)

Swept 3 or more SEC series in a season 3, 2016 (at MIZ, vs. UGA, vs. AUB)
Swept 4 or more SEC series in a season 6, 2013 (at AUB, vs. UT, at OM, vs. MIZ, vs. MSU, vs. UK)
Was swept in 3 or more SEC series in a season 3, 2009 (vs. ALA, at USC, vs. UT)
Was swept in 4 or more SEC series in a season 4, 2002 (vs. UGA, at OM, at UF, at AUB)

Swept Alabama in a 3-game series at home April 9-11, 2011
Swept Alabama in a 3-game series on the road 1906
Was swept by Alabama in a 3-game series at home April 17-19, 2009
Was swept by Alabama in a 3-game series on the road April 22-23, 2006

Swept Arkansas in a 3-game series at home March 14-15, 2015
Swept Arkansas in a 3-game series on the road Never Happened
Was swept by Arkansas in a 3-game series at home April 1-3, 1994
Was swept by Arkansas in a 3-game series on the road April 8-10, 2005

Swept Auburn in a 3-game series at home May 19-21, 2016
Swept Auburn in a 3-game series on the road March 15-17, 2013
Was swept by Auburn in a 3-game series at home March 19-21, 1999
Was swept by Auburn in a 3-game series on the road May 4-6, 2018

Swept Florida in a 3-game series at home March 21-23, 2019
Swept Florida in a 3-game series on the road Never Happened
Was swept by Florida in a 3-game series at home May 20-22, 2005
Was swept by Florida in a 3-game series on the road March 30-April 1, 2018

Swept Georgia in a 3-game series at home April 29-May 1, 2016
Swept Georgia in a 3-game series on the road April 3-5, 2015
Was swept by Georgia in a 3-game series at home March 22-24, 2002
Was swept by Georgia in a 3-game series on the road May 2-4, 2003

Swept Kentucky in a 3-game series at home May 17-19, 2018
Swept Kentucky in a 3-game series on the road May 11-12, 2013
Was swept by Kentucky in a 3-game series at home May 12-14, 2000
Was swept by Kentucky in a 3-game series on the road April 9-10, 1988

Swept Missouri in a 3-game series at home April 24-26, 2015
Swept Missouri in a 3-game series on the road May 25-27, 2016
Was swept by Missouri in a 3-game series at home Never Happened
Was swept by Missouri in a 3-game series on the road Never Happened

Swept South Carolina in a 3-game series at home Never Happened
Swept South Carolina in a 3-game series on the road Never Happened
Was swept by South Carolina in a 3-game series at home April 12-14, 2002
Was swept by South Carolina in a 3-game series on the road May 1-3, 2009

Swept Tennessee in a 3-game series at home March 29-31, 2013
Swept Tennessee in a 3-game series on the road May 2-4, 2008
Was swept by Tennessee in a 3-game series at home May 14-16, 2009
Was swept by Tennessee in a 3-game series on the road May 5-7, 2000

Swept Texas A&M in a 3-game series at home Never Happened
Swept Texas A&M in a 3-game series on the road Never Happened
Was swept by Texas A&M in a 3-game series at home Never Happened
Was swept by Texas A&M in a 3-game series on the road Never Happened

THE LAST TIME VANDERBILT...

Defeated a Top 25 ranked team vs. #12 Arkansas, 12-2 (April 13, 2019)
Defeated a Top 25 ranked team at home vs. #12 Arkansas, 12-2 (April 13, 2019)
Defeated a Top 25 ranked team on the road at #4 Georgia, 3-2 -- 11 inn. (April 5, 2019)
Defeated a Top 25 ranked team at a neutral site vs. #25 Cal State Fullerton, 14-9 (Feb. 15, 2019)
Defeated a Top 25 ranked non-conference team vs. #25 Cal State Fullerton, 14-9 (Feb. 15, 2019)
Defeated a Top 25 ranked non-conference team at home vs. #25 Duke, 9-1 (Feb. 18, 2018)
Defeated a Top 25 ranked non-conference team on the road at #11 UCLA, 6-3 (March 10, 2018)

Defeated a Top 20 ranked team vs. #12 Arkansas, 12-2 (April 13, 2019)
Defeated a Top 20 ranked team at home vs. #12 Arkansas, 12-2 (April 13, 2019)
Defeated a Top 20 ranked team on the road at #4 Georgia, 3-2 -- 11 inn. (April 5, 2019)
Defeated a Top 20 ranked team at a neutral site vs. #8 Clemson @ Clemson Regional, 19-6 (June 3, 2018)

Defeated a Top 15 ranked team vs. #12 Arkansas, 12-2 (April 13, 2019)
Defeated a Top 15 ranked team at home vs. #12 Arkansas, 12-2 (April 13, 2019)
Defeated a Top 15 ranked team on the road at #4 Georgia, 3-2 -- 11 inn. (April 5, 2019)
Defeated a Top 15 ranked team at a neutral site vs. #8 Clemson @ Clemson Regional, 19-6 (June 3, 2018)

Defeated a Top 10 ranked team at #4 Georgia, 3-2 -- 11 inn. (April 5, 2019)
Defeated a Top 10 ranked team at home vs. #5 Ole Miss, 8-7 (April 15, 2018)
Defeated a Top 10 ranked team on the road at #4 Georgia, 3-2 -- 11 inn. (April 5, 2019)
Defeated a Top 10 ranked team at a neutral site vs. #8 Clemson @ Clemson Regional, 19-6 (June 3, 2018)

Defeated a Top 5 ranked team at #4 Georgia, 3-2 -- 11 inn. (April 5, 2019)
Defeated a Top 5 ranked team at home vs. #5 Ole Miss, 8-7 (April 15, 2018)
Defeated a Top 5 ranked team on the road at #4 Georgia, 3-2 -- 11 inn. (April 5, 2019)
Defeated a Top 5 ranked team at a neutral site vs. #1 Texas A&M, 6-5 (May 25, 2016)

Defeated a #1 ranked team vs. #1 Texas A&M, 6-5 (May 25, 2016)
Defeated a #1 ranked team at home vs. #1 Kentucky, 4-3 (April 28, 2012)
Defeated a #1 ranked team on the road at #1 Florida, 5-0 (May 14, 2016)
Defeated a #1 ranked team at a neutral site vs. #1 Texas A&M, 6-5 (May 25, 2016)

Won a series against a Top 25 ranked team vs. #12 Arkansas, 3-2, 12-2 (April 12-14, 2019)
Won a series against a Top 10 ranked team vs. #5 Ole Miss: 3-11, 8-7, 8-7 (April 13-15, 2018)
Won a series against a Top 25 ranked team at home vs. #12 Arkansas, 3-2, 12-2 (April 12-14, 2019)
Won a series against a Top 10 ranked team at home vs. #5 Ole Miss: 3-11, 8-7, 8-7 (April 13-15, 2018)
Won a series against a Top 25 ranked team on the road at #19 Miss. St.: 5-0, 10-1, 4-3 (March 16-18, 2018)
Won a series against a Top 10 ranked team on the road at #4 Florida: 0-1, 3-0, 16-2 (May 8-10, 2014)
Swept a series against a Top 25 ranked team vs. #14 Florida: 5-0, 15-2, 14-2 (March 21-23, 2019)
Swept a series against a Top 10 ranked team 2 games, at #1 Arkansas, 9-0, 13-6 (April 10-11, 2009)
Have not swept a 3-game series in the Tim Corbin era
Played to a tie vs. Alabama, 3-3 - 8 inn. (May 20, 2017)

Hit back-to-back home runs Austin Martin (solo), JJ Bleday (solo) - 9th inning vs. WKU (April 2, 2019)
Hit back-to-back HR twice in a game Connor Kaiser (3R), Philip Clarke (solo) - 3rd inn;
Julian Infante (solo), Harrison Ray (solo) - 8th inn at Clemson (June 3, 2018)
Had multiple players hit 2-or-more home runs

Stephen Scott (2), Philip Clarke (2), Connor Kaiser (3) at Clemson (June 3, 2018)
Hit 2 or more home runs in an inning 2, 9th inning, vs. WKU (April 2, 2019)
Hit 3 or more home runs in an inning 3, 3rd inning, vs. San Diego (Feb. 21, 2016)
Hit 5 or more home runs in a game 9, vs. #8 Clemson @ NCAA Clemson Regional (June 3, 2018)
Hit 6 or more home runs in a game 9, vs. #8 Clemson @ NCAA Clemson Regional (June 3, 2018)
Hit 8 or more home runs in a game 9, vs. #8 Clemson @ NCAA Clemson Regional (June 3, 2018)
Hit multiple grand slams in a season 4 (Philip Clarke, Pat DeMarco, Stephen Scott) (2019)
Hit 3 or more grand slams in a season 4 (Philip Clarke, Pat DeMarco, Stephen Scott) (2019)
Hit 4 or more grand slams in a season 4 (Philip Clarke, Pat DeMarco, Stephen Scott) (2019)

Homered in 3 or more consecutive innings 4, vs. Clemson, 5th-6th-7th-8th (June 3, 2018)
Homered in 5 or more consecutive games 8 games (May 8-19, 2018)
Homered in 6 or more consecutive games 8 games (May 8-19, 2018)
Homered in 9 or more consecutive games 9 games (Feb. 17-28, 2018)
Homered in 10 or more consecutive games 10 games (May 9-27, 2010)

Scored 10 or more runs in 3 consecutive games 3 games (March 22-26, 2019)
Scored 10 or more runs in 4 consecutive games 4 games (April 9-14, 2013)
Scored 10 or more runs in 5 or more consecutive games 6 games (April 22-May 1, 2011)
Scored 15 or more runs in a game 15, at MTSU, 15-3 (April 9, 2019)
Scored 20 or more runs in a game 24, vs. Davidson (March 5, 2019)

Scored 10 or more runs in a loss 15-16, 10 inn. - at LSU (May 7, 2010)
Scored 15 or more runs in a loss 15-16, 10 inn. - at LSU (May 7, 2010)
Scored 17 or more runs in a loss 17-22, vs. Michigan State (March 20, 1993)
Scored 20 or more runs in a loss Never Happened

Scored 10 or more unanswered runs 18, vs. Middle Tennessee (May 15, 2018)
Scored 15 or more unanswered runs 18, vs. Middle Tennessee (May 15, 2018)
Scored 20 or more unanswered runs 21, vs. Radford @ NCAA Nashville Regional (June 1, 2015)

Scored in 5 consecutive innings 5, (5th-9th inn.) vs. #8 Clemson (June 3, 2018)
Scored in 6 consecutive innings 6, (1st-6th) vs. UIC (Feb. 23, 2014)
Scored 5 or more runs in the first inning 7, vs. #12 Arkansas (April 13, 2019)
Scored 7 or more runs in the first inning 7, vs. #12 Arkansas (April 13, 2019)
Scored 9 or more runs in the first inning 9, vs. Samford (March 12, 2019)

Scored in the first inning in 4 or more consecutive games 4 games (Feb. 24-27, 2019)
Scored 7 or more runs in an inning 7 (1st inn.), vs. #12 Arkansas (April 13, 2019)
Scored 10 or more runs in an inning 13 (3rd inn.) vs. Davidson (March 5, 2019)
Scored 14 or more runs in an inning 14 (3rd inn.) vs. Middle Tennessee (May 15, 2018)
Scored 4 or more runs in three different innings 5 (1st inn), 8 (4th inn) & 4 (7th inn) vs. Alabama (May 18, 2017)

Scored 10 or more runs in a road game 15, at Middle Tennessee (April 9, 2019)
Scored 15 or more runs in a road game 15, at Middle Tennessee (April 9, 2019)
Scored 20 or more runs in a road game 21, at Middle Tennessee (April 18, 2017)
Scored 25 or more runs in a road game Never Happened

Allowed 10 or more runs in a loss 10, vs. #19 TCU (Feb. 17, 2019)
Allowed 10 or more runs in a win 10, vs. Belmont (March 22, 2017)
Allowed 15 or more runs in a game 20, vs. Florida (April 15, 2017)
Allowed 20 or more runs in a game 20, vs. Florida (April 15, 2017)
Allowed 7 or more runs in an inning 7, 5th inn. - vs. Auburn (May 6, 2018)
Allowed 10 or more runs in an inning 13, 7th inn. @ NCAA Nashville Regional (June 4, 2016)
Allowed 5 or more runs in the first inning 7, vs. Texas A&M @ SEC Tournament (May 27, 2016)

Overcame a deficit of 4 or more runs in a win 4, vs. Illinois State (March 8, 2019)
Overcame a deficit of 5 or more runs in a win 6, vs. St. Mary's (March 10, 2017)
Overcame a deficit of 6 or more runs in a win 6, vs. St. Mary's (March 10, 2017)
Overcame a deficit of 7 or more runs in a win 10, vs. Illinois State (March 1, 2015)
Overcame a deficit of 8 or more runs in a win 10, vs. Illinois State (March 1, 2015)
Overcame a deficit of 9 or more runs in a win 10, vs. Illinois State (March 1, 2015)

Squandered a lead of 4 or more runs in a loss 5, at #19 Texas A&M (March 16, 2019)
Squandered a lead of 5 or more runs in a loss 5, at #19 Texas A&M (March 16, 2019)
Squandered a lead of 6 or more runs in a loss 7, vs. South Carolina (April 27, 2018)
Squandered a lead of 7 or more runs in a loss 7, vs. South Carolina (April 27, 2018)

Had 15 or more hits in a game 15, at MTSU (April 9, 2019)
Had 15 or more hits in a win 15, at MTSU (April 9, 2019)
Had 18 or more hits in a game 19, vs. #14 Florida (March 22, 2019)
Had 18 or more hits in a win 19, vs. #14 Florida (March 22, 2019)
Had 20 or more hits in a win 20, vs. #8 Clemson @ NCAA Clemson Regional (June 3, 2018)
Had 30 or more hits in a game 30, vs. Alabama (April 17, 1988)
Had 50 or more hits in an SEC series 54, vs. Missouri (April 12-14, 2013)
Had 15 or more hits in a loss 17, vs. Florida (April 15, 2017)

Had 10 or more total bases in a game Connor Kaiser (14) at Clemson (June 3, 2018)

Had at least 15 hits in back-to-back games 18, 16, vs. St. John's + vs. Clemson (June 2-3, 2017)
Had at least 10 hits in 5 or more consecutive games 6 games (Feb. 20-March 1, 2019)
Had at least 10 hits in 7 or more consecutive games 7 games (Feb. 18-27, 2018)
Had at least 10 hits in 8 or more consecutive games 8 games (Feb. 27-March 12, 2010)

Had 5 or more doubles in a game 5, at MTSU (April 9, 2019)
Had 6 or more doubles in a game 6, vs. Davidson (March 5, 2019)
Had 7 or more doubles in a game 8, at Clemson (June 3, 2017)
Allowed 5 or more doubles in a game 5, vs. Houston @ Minute Maid Park (March 4, 2018)
Allowed 6 or more doubles in a game 6, at Tennessee (May 4, 2012)

Had 2 or more triples in a game 2, vs. ETSU (March 6, 2019)
Had 3 or more triples in a game 4, vs. Radford (May 31, 2015)
Had 4 or more triples in a game 4, vs. Radford (May 31, 2015)
Allowed 2 or more triples in a game 2, vs. Belmont (March 22, 2017)
Allowed 3 or more triples in a game 3, vs. Texas A&M (April 11, 2014)

THE LAST TIME VANDERBILT...

Allowed 3 or more home runs in a game _____ 3, by Kentucky (May 19, 2018)
Allowed 4 or more home runs in a game _____ 4, vs. Sam Houston State @ Minute Maid Park (March 2, 2018)
Allowed 5 or more home runs in a game _____ 5, at Auburn (March 27, 2009)

Did not draw a walk in a game _____ **vs. #12 Arkansas (April 12, 2019)**
Walked 10 or more times in a game _____ **10, vs. Lipscomb (March 26, 2019)**
Walked 15 or more times in a game _____ **17, vs. Davidson (March 5, 2019)**
Walked 18 or more times in a game _____ 19, vs. Middle Tennessee (May 15, 2018)
Allowed 0 walks in a game _____ at Missouri (April 21, 2018)
Allowed 0 walks in back-to-back games _____ at San Diego, DH (Feb. 20, 2011)
Allowed 10 or more walks in a game _____ **12, vs. Austin Peay (Feb. 27, 2019)**
Allowed 12 or more walks in a game _____ **12, vs. Austin Peay (Feb. 27, 2019)**
Allowed 10-plus walks in back-to-back games _____ 12, vs. Illinois State; 12, vs. Evansville (March 1-3, 2015)

Did not strikeout in a game _____ vs. Tennessee-Martin (Feb. 23, 2005)
Struck out 12 or more times in a game _____ **13, at #4 Georgia -- 11 inn. (April 5, 2019)**
Struck out 15 or more times in a game _____ 16, vs. Mississippi St. @ Nashville Super Regional (June 10, 2018)
Struck out 15 or more batters in a game _____ **15, vs. Illinois State (March 8, 2019)**
Struck out 18 or more batters in a game _____ **18, vs. Dayton (March 1, 2019)**
Struck out 20 or more opposing batters in a game _____ 22, vs. Ole Miss (April 10, 2015)
Struck out 10 or more opposing batters in 5 consecutive games _____ **13 games (Feb. 20-March 10, 2019)**
Struck out 10 or more opposing batters in 8 consecutive games _____ **13 games (Feb. 20, 2019-March 10, 2019)**

Pitching staff held opponent scoreless for 10 consecutive inn. in a game _____ 11 inn. at Missouri (March 26, 2016)

Had 5 or more hit batters in a game _____ 5, by Arkansas (March 14, 2015)
Had 6 or more hit batters in a game _____ 6, by Rhode Island (March 4, 2012)

Had 5 or more stolen bases in a game _____ 5, vs. South Carolina (April 29, 2018)
Had 6 or more stolen bases in a game _____ 6, vs. LSU (March 23, 2018)
Had 7 or more stolen bases in a game _____ 7, vs. UMass-Lowell (Feb. 25, 2018)
Had 8 or more stolen bases in a game _____ 8, vs. UNC-Wilmington (June 1, 2012)

Left 13 or more runners on base _____ **15, vs. #14 Florida (March 22, 2019)**
Left 14 or more runners on base _____ **15, vs. #14 Florida (March 22, 2019)**
Left 15 or more runners on base _____ **15, vs. #14 Florida (March 22, 2019)**
Left 16 or more runners on base _____ 17, vs. Mississippi State @ Nashville Super Regional (June 10, 2018)

Committed 4 or more errors in a game _____ **4, at Texas A&M (March 17, 2019)**
Committed 5 or more errors in a game _____ 6, at Middle Tennessee (March 22, 2016)
Committed 6 or more errors in a game _____ 6, at Middle Tennessee (March 22, 2016)

Combined for a no-hitter _____ at Western Kentucky (J. Lewis, N. Pilkington, J. Scott, M. Buschmann), May 6, 2003
Combined for a perfect game _____ at Western Kentucky (J. Lewis, N. Pilkington, J. Scott, M. Buschmann), May 6, 2003
Combined on a one-hitter _____ vs. Quinnipiac (T. Ferguson, R. Johnson, M. Ruppenthal, B. Bowden), March 11, 2015
Combined on a two-hitter _____ vs. UT Martin (C. Day, J. Gillis, C. Snider, R. Hayes), April 4, 2017
Combined on a three-hitter _____ vs. #14 Florida (P. Raby, J. Eder, E. Smith, AJ Franklin), March 22, 2019
Was no-hit _____ at Texas A&M (Kyle Simonds, 9.0), May 7, 2016

Started six true freshmen _____ at Auburn (Austin Martin - LF, Philip Clarke - DH, Pat DeMarco - RF, Jayson Gonzalez - SS, Garrett Blaylock - 3B, Mason Hickman - SP), May 6, 2018

HITTING:

Hit an inside-the-park home run _____ Will Toffey vs. Belmont (March 22, 2017)
Hit a pinch-hit home run _____ **Walker Grisanti at #4 Georgia (April 5, 2019)**
Hit a grand slam _____ **Stephen Scott vs. #12 Arkansas (April 13, 2019)**
Hit a grand slam on the road _____ Connor Kaiser at Clemson (June 3, 2018)

Hit a walk-off home run _____ JJ Bleday vs. Mississippi State (June 9, 2018)

Hit 2 or more home runs in a game _____ **JJ Bleday (2) at MTSU (April 9, 2019)**
Hit 3 or more home runs in a game _____ Connor Kaiser (3) at Clemson (June 3, 2018)

Hit for the cycle _____ Clinton Johnston vs. Kentucky (April 28, 1996)
Hit for the cycle in an SEC game _____ Clinton Johnston vs. Kentucky (April 28, 1996)

Had a 20-game hit streak _____ **JJ Bleday and Austin Martin, 20 (May 17, 2018-March 1, 2019)**
Had a 25-game hit streak _____ Xavier Turner, 27 (March 4-April 22, 2014)
Had a 45-game on-base streak _____ **JJ Bleday, 47 (March 4, 2018-March 17, 2019)**
Had a walk-off base hit _____ JJ Bleday, solo home run, vs. Mississippi State (June 9, 2018)

Had 2 hits in an inning _____ **Ethan Paul (1B, 2B) vs. Davidson (March 5, 2019)**
Had 5 or more hits in a game _____ **Ethan Paul (5) vs. #14 Florida (March 22, 2019)**

Had 5 or more RBIs in a game _____ **JJ Bleday (5) at MTSU (April 9, 2019)**
Had 6 or more RBIs in a game _____ **Ethan Paul (6) vs. #14 Florida (March 22, 2019)**
Had 7 or more RBIs in a game _____ **Pat DeMarco (7) vs. Davidson (March 5, 2019)**
Had 10 or more RBIs in a game _____ Connor Kaiser (10) at Clemson (June 3, 2018)

Stole home _____ Ethan Paul vs. Auburn (May 19, 2016)
Had a triple steal _____ Ethan Paul (home), Jeren Kendall (3rd), Bryan Reynolds (2nd) vs. Auburn (May 19, 2016)
Had 3 or more stolen bases in a game _____ Austin Martin (3) vs. Presbyterian (Feb. 21, 2018)

PITCHING:

Threw a 9-inning no-hitter _____ Doug Wessel vs. Belmont (April 19, 1971)

Struck out 10 or more batters in a game _____ **Mason Hickman, 12, vs. Florida (March 21, 2019)**
Struck out 13 or more batters in a game _____ **Drake Fellows, 13, vs. Dayton (March 1, 2019)**
Struck out 10 or more batters in consecutive games _____ Kyle Wright, 11 and Drake Fellows, 10 vs. Alabama (May 19-20, 2017)

Struck out 15 or more batters in a game _____ Kevin Ziomek, 15 vs. Illinois-Chicago (March 1, 2013)
Struck out 7 or more batters in career debut _____ **8, Austin Becker vs. Davidson (March 5, 2019)**

Pitched a 7-inning, complete game _____ Mason Hickman vs. LSU (March 25, 2018)
Pitched 9 or more innings _____ **9.0, Drake Fellows vs. Florida (March 21, 2019)**
Pitched 9 or more scoreless innings _____ **9.0, Drake Fellows vs. Florida (March 21, 2019)**
Pitched a 9-inning, complete game _____ **9.0, Drake Fellows vs. Florida (March 21, 2019)**
Pitched a 9-inning, complete-game shutout _____ **9.0, Drake Fellows vs. Florida (March 21, 2019)**
Picked up 10 or more saves in a season _____ 10, Ben Bowden (2016)
Picked up 15 or more saves in a season _____ 16, Brian Miller (2013)
Picked up win and save on same day _____ Jackson Gillis vs. Ole Miss, Win - Game 1, Save - Game 2 (April 15, 2018)
Picked up the save (true freshman) _____ **Austin Becker vs. Davidson (March 5, 2019)**



The Automated ScoreBook
Overall Statistics for Vanderbilt (as of Apr 13, 2019)
(Arkansas Series Sorted by Batting avg)



Record: 2-0 Home: 2-0 Away: 0-0 SEC: 2-0

Player	avg	gp-gs	ab	r	h	2b	3b	hr	rbi	bb	slg%	bb	hp	so	gdp	ob%	sf	sh	sb-att	po	a	e	fld%
Austin Martin	.667	2-2	6	4	4	1	1	0	0	7	1.167	1	1	1	0	.750	0	0	0-0	2	1	0	1.000
JJ Bleday	.500	2-2	6	4	3	0	0	1	5	6	1.000	1	0	2	0	.500	1	0	0-0	1	0	0	1.000
Philip Clarke	.500	2-2	4	1	2	1	0	0	2	3	.750	2	0	0	1	.571	1	0	0-0	15	5	0	1.000
Ethan Paul	.375	2-2	8	2	3	2	0	0	3	5	.625	0	0	3	0	.375	0	0	0-0	1	9	1	.909
Julian Infante	.286	2-2	7	0	2	0	0	0	0	2	.286	0	0	3	0	.286	0	0	0-0	24	0	0	1.000
Cooper Davis	.167	2-2	6	1	1	0	0	0	0	1	.167	0	0	1	1	.167	0	0	0-0	3	0	0	1.000
Stephen Scott	.143	2-2	7	1	1	0	0	1	4	4	.571	0	0	3	0	.143	0	0	0-0	1	0	0	1.000
Ty Duvall	.000	2-0	7	0	0	0	0	0	0	0	.000	0	0	0	0	.000	0	0	0-0	0	0	0	1.000
Harrison Ray	.000	2-2	6	1	0	0	0	0	1	0	.000	2	0	3	0	.250	0	0	0-0	2	8	0	1.000
Isaiah Thomas	.667	1-0	3	1	2	0	0	0	0	2	.667	0	0	1	0	.667	0	0	0-0	3	0	0	1.000
Kiambu Fentress	.000	2-0	1	0	0	0	0	0	0	0	.000	0	0	0	0	.000	0	0	0-0	0	0	0	.000
Jayson Gonzalez	.000	1-0	1	0	0	0	0	0	0	0	.000	0	0	0	0	.000	0	0	0-0	0	0	0	.000
Walker Grisanti	.000	1-0	1	0	0	0	0	0	0	0	.000	0	0	1	0	.000	0	0	0-0	0	0	0	.000
Dominic Keegan	.000	1-0	0	0	0	0	0	0	0	0	.000	1	0	0	0	1.000	0	0	0-0	1	1	0	1.000
Drake Fellows	.000	1-1	0	0	0	0	0	0	0	0	.000	0	0	0	0	.000	0	0	0-0	0	0	0	.000
Kumar Rocker	.000	1-1	0	0	0	0	0	0	0	0	.000	0	0	0	0	.000	0	0	0-0	0	1	0	1.000
Totals	.286	2	63	15	18	4	1	2	15	30	.476	7	1	18	2	.356	2	0	0-0	54	25	1	.988
Opponents	.212	2	66	4	14	4	0	0	3	18	.273	5	1	22	2	.278	0	0	0-0	48	15	1	.984

LOB - Team (10), Opp (14). DP's turned - Team (2), Opp (2).

(Arkansas Series Sorted by Earned run avg)

Player	era	w-l	app	gs	cg	sho	sv	ip	h	r	er	bb	so	2b	3b	hr	b/avg	wp	hp	bk	sfa	sha
Kumar Rocker	0.00	1-0	1	1	0	0/0	0	7.0	4	0	0	0	7	2	0	0	.167	0	0	0	0	0
Drake Fellows	1.29	1-0	1	1	0	0/0	0	7.0	7	1	1	2	9	1	0	0	.259	0	0	0	0	0
Tyler Brown	0.00	0-0	1	0	0	0/0	1	1.2	0	0	0	0	3	0	0	0	.000	0	0	0	0	0
AJ Franklin	0.00	0-0	1	0	0	0/0	0	1.0	0	0	0	1	0	0	0	0	.000	0	0	0	0	0
Ethan Smith	18.00	0-0	1	0	0	0/0	0	1.0	3	2	2	0	2	1	0	0	.500	0	0	0	0	0
Zach King	27.00	0-0	1	0	0	0/0	0	0.1	0	1	1	2	1	0	0	0	.000	0	1	0	0	0
Totals	2.00	2-0	2	2	0	0/0	1	18.0	14	4	4	5	22	4	0	0	.212	0	1	0	0	0
Opponents	8.44	0-2	2	2	0	0/0	0	16.0	18	15	15	7	18	4	1	2	.286	1	1	0	2	0



The Automated ScoreBook
#12 Arkansas at #7 Vanderbilt
Apr 12, 2019 at Nashville, Tenn. (Hawkins Field)



Arkansas 2 (25-9,8-5)

Vanderbilt 3 (26-8,8-5)

Player	ab	r	h	rbi	bb	so	po	a	lob	avg
Trevor Ezell 1b	5	0	0	0	0	3	1	0	.275	
Heston Kjerstad rf	5	0	1	0	0	3	1	0	.305	
Casey Martin ss	4	0	2	0	0	2	2	1	.281	
Dominic Fletcher cf	3	1	0	0	0	1	2	0	.307	
Matt Goodheart dh	3	0	1	0	1	0	0	0	.370	
Jack Kenley 2b	2	1	2	0	2	0	0	2	.319	
Jacob Nesbit 3b	3	0	0	1	1	0	0	0	.271	
Casey Opitz c	4	0	1	1	0	2	9	0	.207	
Christian Franklin lf	4	0	0	0	0	2	6	0	.1275	
Isaiah Campbell p	0	0	0	0	0	0	1	0	-	
Kevin Kopps p	0	0	0	0	0	0	0	0	-	
Totals	33	2	7	2	4	13	24	4	.9	

Player	ab	r	h	rbi	bb	so	po	a	lob	avg
Cooper Davis cf	4	0	0	0	0	1	3	0	1	.325
Kiambu Fentress cf	0	0	0	0	0	0	0	0	0	.143
Austin Martin 3b	4	1	2	0	0	1	2	1	0	.395
JJ Bleday rf	3	1	1	1	0	2	0	0	1	.350
Ethan Paul ss	3	1	1	1	0	1	0	5	0	.353
Philip Clarke c	3	0	1	1	0	0	9	4	0	.263
Stephen Scott lf	3	0	0	0	0	2	0	1	2	.280
Kumar Rocker dh	0	0	0	0	0	0	0	0	0	-
Ty Duvall ph	3	0	0	0	0	0	0	0	0	.221
Julian Infante 1b	3	0	1	0	0	1	12	0	0	.215
Drake Fellows p	0	0	0	0	0	0	0	0	0	-
Zach King p	0	0	0	0	0	0	0	0	0	-
Tyler Brown p	0	0	0	0	0	0	0	0	0	-
Totals	29	3	6	3	0	10	27	12	3	

Score by Innings	1	2	3	4	5	6	7	8	9	R	H	E
Arkansas	0	1	0	0	0	0	0	0	1	2	7	0
Vanderbilt	0	0	0	2	0	1	0	0	X	3	6	0

DP - ARK 1; VU 1. LOB - ARK 9; VU 3. 2B - M. Goodheart(8); Martin(7); Paul(10); Clarke(6). 3B - Martin(4). HBP - D. Fletcher. SF - Bleday(5).

Arkansas	ip	h	r	er	bb	so	ab	bf	np	era
Isaiah Campbell	7.2	6	3	3	0	9	28	29	98	2.58
Kevin Kopps	0.1	0	0	0	0	1	1	1	4	3.26

Vanderbilt	ip	h	r	er	bb	so	ab	bf	np	era
Drake Fellows	7.0	7	1	1	2	9	27	29	107	2.97
Zach King	0.1	0	1	1	2	1	1	4	18	6.14
Tyler Brown	1.2	0	0	0	0	3	5	5	19	1.42

Win - Fellows (7-0). Loss - I. Campbell (6-1). Save - Brown (7).

WP - I. Campbell(2). HBP - by King (D. Fletcher). Pitches/strikes: I. Campbell 98/70; K. Kopps 4/3; Fellows 107/73; King 18/6; Brown 19/16.

Umpires - HP: Mark Chapman 1B: Matthew Wilbanks 2B: David Savage 3B: Mayhue Edwards
Start: 7:02 PM Time: 2:24 Attendance: 3465
Weather: Cloudy, 67, NW 4 mph



The Automated ScoreBook
#12 Arkansas at #7 Vanderbilt
Apr 13, 2019 at Nashville, Tenn. (Hawkins Field)



Arkansas 2 (25-10,8-6)

Vanderbilt 12 (27-8,9-5)

Player	ab	r	h	rbi	bb	so	po	a	lob	avg
Trevor Ezell 1b	2	0	0	0	0	2	3	1	0	.277
Jordan McFarland 1b	2	0	1	0	0	0	4	1	0	.167
Heston Kjerstad rf	4	0	1	1	0	0	2	0	0	.305
Casey Martin ss	4	0	0	0	0	2	1	2	1	.261
Dominic Fletcher cf	4	0	0	0	0	2	0	0	0	.296
Matt Goodheart dh	3	0	3	0	1	0	0	0	0	.411
Jack Kenley 2b	4	0	0	0	0	2	4	1	0	.287
Jacob Nesbit 3b	4	1	1	0	1	0	1	2	0	.276
Casey Opitz c	1	0	0	0	1	2	1	0	0	.200
Zack Plunkett c	2	1	1	0	0	0	5	0	0	.267
Christian Franklin lf	1	0	0	0	0	1	0	0	0	.280
Curtis Washington lf	2	0	0	0	0	2	1	0	0	.389
Connor Noland p	0	0	0	0	0	0	0	0	0	-
Kole Ramage p	0	0	0	0	0	0	1	0	0	-
Elijah Trest p	0	0	0	0	0	0	1	0	0	-
Marshall Denton p	0	0	0	0	0	1	0	0	0	-
Liam Henry p	0	0	0	0	0	0	0	0	0	-
Totals	33	2	7	1	1	9	24	11	5	

Player	ab	r	h	rbi	bb	so	po	a	lob	avg
Cooper Davis cf	2	1	1	0	0	0	0	0	0	.342
Isaiah Thomas cf	3	1	2	0	0	1	3	0	0	.500
Austin Martin 3b	2	3	2	0	1	0	0	0	0	.411
Jayson Gonzalez ph	1	0	0	0	0	0	0	0	0	.358
JJ Bleday rf	3	3	2	4	1	0	1	0	0	.364
Walker Grisanti lf	1	0	0	0	0	1	0	0	0	.350
Ethan Paul ss	5	1	2	2	0	2	1	4	2	.357
Philip Clarke c	1	1	1	2	0	6	1	0	0	.273
Dominic Keegan c	0	0	0	0	1	0	1	0	0	.118
Harrison Ray 2b	3	1	0	1	2	1	6	0	0	.273
Stephen Scott lf	4	1	1	4	0	1	1	0	1	.309
Kiambu Fentress cf	1	0	0	0	0	0	0	0	2	.111
Drake Fellows dh	0	0	0	0	0	0	0	0	0	-
Ty Duvall ph	4	0	0	0	0	0	0	0	2	.205
Julian Infante 1b	4	0	1	0	0	2	12	0	0	.214
Kumar Rocker p	0	0	0	0	0	0	1	0	0	-
Ethan Smith p	0	0	0	0	0	1	0	0	0	-
AJ Franklin p	0	0	0	0	0	0	0	0	0	-
Totals	34	12	12	12	7	8	27	13	7	

Score by Innings	1	2	3	4	5	6	7	8	9	R	H	E
Arkansas	0	0	0	0	0	0	2	0	0	2	7	1
Vanderbilt	7	2	3	0	0	0	0	0	X	12	12	1

E - C. Martin(13); Paul(3). DP - ARK 1; VU 1. LOB - ARK 5; VU 7. 2B - M. Goodheart 2(10); J. Nesbit(5); Paul(11). HR - Bleday(15); Scott(4). HBP - Martin. SF - Clarke(2).

Arkansas	ip	h	r	er	bb	so	ab	bf	np	era
Connor Noland	0.0	4	5	5	1	0	4	5	15	7.29
Kole Ramage	3.0	7	7	7	2	3	14	17	62	6.00
Elijah Trest	3.0	1	0	0	2	1	10	13	51	4.40
Marshall Denton	1.0	0	0	0	0	2	3	3	14	3.78
Liam Henry	1.0	0	0	0	2	2	3	3	23	3.52

Vanderbilt	ip	h	r	er	bb	so	ab	bf	np	era
Kumar Rocker	7.0	4	0	0	0	7	24	24	84	3.98
Ethan Smith	1.0	3	2	2	2	0	6	6	21	4.87
AJ Franklin	1.0	0	0	0	1	0	3	4	19	7.27



The Automated ScoreBook
Conference statistics for Vanderbilt (as of Apr 13, 2019)
(SEC games only Sorted by Batting avg)



Record: 9-5 Home: 7-1 Away: 2-4 SEC: 9-5

Player	avg	gp-gs	ab	r	h	2b	3b	hr	rbi	tb	slg%	bb	hp	so	gdp	ob%	sf	sh	sb-att	po	a	e	fld%
Austin Martin	.327	12-12	49	11	16	2	1	1	6	23	.469	5	2	8	0	.411	0	0	1-2	9	17	3	.897
Stephen Scott	.286	14-14	56	10	16	2	0	2	11	24	.429	5	2	16	0	.365	0	0	0-0	17	0	0	1.000
Ty Duvall	.273	12-0	33	5	9	4	0	1	6	16	.485	7	1	5	0	.415	0	0	0-0	0	0	0	.000
JJ Bleday	.269	14-14	52	15	14	1	0	4	13	27	.519	9	1	15	0	.381	1	1	0-0	25	0	0	1.000
Cooper Davis	.269	14-14	52	10	14	3	0	0	6	17	.327	7	1	11	3	.367	0	3	3-3	34	0	0	1.000
Philip Clarke	.260	14-14	50	9	13	1	1	2	12	22	.440	7	0	7	1	.345	1	0	1-2	112	19	1	.992
Ethan Paul	.250	14-14	56	8	14	4	1	2	18	26	.464	1	0	15	0	.259	1	0	1-1	19	39	3	.951
Harrison Ray	.250	14-14	52	10	13	4	0	1	6	20	.385	4	3	16	0	.339	0	0	2-3	26	34	4	.938
Julian Infante	.244	13-13	41	6	10	3	0	2	4	19	.463	4	2	15	0	.333	1	1	1-1	110	7	0	1.000

Isaiah Thomas	.667	4-0	3	1	2	0	0	0	0	2	.667	0	0	1	0	.667	0	0	0-0	4	0	0	1.000
Jayson Gonzalez	.556	6-2	9	1	5	1	0	0	2	6	.667	1	0	1	0	.600	0	0	0-0	2	2	1	.800
Walker Grisanti	.250	6-0	4	1	1	0	0	1	1	4	1.000	0	0	2	0	.250	0	0	0-0	0	0	0	.000
Pat DeMarco	.154	3-3	13	2	2	1	0	0	1	3	.231	1	0	6	1	.214	0	0	0-0	9	0	0	1.000
Dominic Keegan	.143	5-0	7	0	1	0	0	0	0	1	.143	1	0	1	0	.250	0	0	0-0	1	1	0	1.000
Kiambu Fentress	.000	6-0	2	1	0	0	0	0	0	0	.000	0	1	0	0	.333	0	0	0-0	1	0	0	1.000
Justyn-Henry Malloy	.000	1-0	1	0	0	0	0	0	0	0	.000	0	0	0	0	.000	0	0	0-0	0	0	0	.000
Kumar Rocker	.000	1-1	0	0	0	0	0	0	0	0	.000	0	0	0	0	.000	0	0	0-0	0	2	1	.667
Patrick Raby	.000	6-6	0	0	0	0	0	0	0	0	.000	0	0	0	0	.000	0	0	0-0	2	0	0	1.000
Drake Fellows	.000	5-5	0	0	0	0	0	0	0	0	.000	0	0	0	0	.000	0	0	0-0	1	4	0	1.000
Totals	.271	14	480	90	130	26	3	16	86	210	.438	52	13	119	5	.355	4	5	9-12	374	132	13	.975
Opponents	.227	14	467	55	106	15	2	5	49	140	.300	56	10	126	6	.320	4	3	6-11	363	122	11	.978

LOB - Team (101), Opp (111). DPs turned - Team (10), Opp (7). IBB - Team (2), Bleday 1, Martin 1, Opp (2).

(SEC games only Sorted by Earned run avg)

Player	era	w-l	app	gs	cg	sho	sv	ip	h	r	er	bb	so	2b	3b	hr	b/avg	wp	hp	bks	sfa	sha
Drake Fellows	1.82	4-0	5	5	1	1/0	0	34.2	26	7	7	14	31	3	0	1	.208	5	6	0	0	0
Patrick Raby	4.19	2-1	4	4	0	0/0	0	19.1	18	9	9	13	18	1	0	1	.257	2	1	1	3	0
Kumar Rocker	4.28	2-3	5	5	0	0/0	0	27.1	32	16	13	6	29	7	1	1	.281	2	1	1	0	1

AJ Franklin	0.00	0-0	2	0	0	0/0	0	2.0	0	0	0	1	0	0	0	0	.000	0	0	0	0	0
Tyler Brown	1.46	1-0	6	0	0	0/0	4	12.1	7	2	2	3	17	1	0	0	.159	2	0	0	0	0
Hugh Fisher	2.45	0-0	3	0	0	0/0	1	7.1	3	3	2	3	9	1	0	1	.111	1	0	0	0	0
Jake Eder	2.84	0-0	4	0	0	0/0	0	12.2	10	7	4	6	12	0	0	1	.217	1	0	0	0	1
Ethan Smith	9.00	0-0	3	0	0	0/0	0	4.0	4	4	4	4	3	2	0	0	.267	1	0	0	0	0
Zach King	9.64	0-1	4	0	0	0/0	0	4.2	5	5	5	5	6	0	1	0	.278	0	2	0	0	1
Jackson Gillis	27.00	0-0	1	0	0	0/0	0	0.1	1	2	1	1	1	0	0	0	.500	1	0	0	1	0
Totals	3.39	9-5	14	14	1	1/0	5	124.2	106	55	47	56	126	15	2	5	.227	15	10	2	4	3
Opponents	6.32	5-9	14	14	0	1/1	1	121.0	130	90	85	52	119	26	3	16	.271	9	13	0	4	5

PB - Team (3), Clarke 3, Opp (3). Pickoffs - Team (3), Fellows 1, Clarke 1, Eder 1. SBA/ATT - Clarke (5-9), Eder (3-4), Raby (1-3), Fellows (1-2), Rocker (1-2).



The Automated ScoreBook **Overall Statistics for Vanderbilt (as of Apr 13, 2019)** **(All games Sorted by Batting avg)**



Record: 27-8 Home: 20-3 Away: 3-4 Neutral: 4-1 SEC: 9-5

Player	avg	gp-gs	ab	r	h	2b	3b	hr	rbi	tb	slg%	bb	hp	so	gdp	ob%	sf	sh	sb-att	po	a	e	fld%
Austin Martin	.402	29-29	122	38	49	7	4	3	17	73	.598	16	4	15	3	.486	0	0	4-7	35	43	4	.951
JJ Bleday	.358	35-35	137	42	49	6	0	15	46	100	.730	24	2	28	2	.446	5	1	0-0	58	0	0	1.000
Ethan Paul	.355	35-35	138	24	49	11	1	4	43	74	.536	10	2	27	0	.394	5	0	4-6	40	80	3	.976
Cooper Davis	.339	31-31	118	26	40	7	2	0	19	51	.432	22	1	17	4	.447	0	5	6-7	53	1	0	1.000
Stephen Scott	.311	35-35	132	31	41	12	0	4	29	65	.492	22	5	31	0	.425	1	0	1-1	131	11	2	.986
Harrison Ray	.280	30-28	107	23	30	6	1	1	12	41	.383	9	3	30	0	.347	2	2	10-11	45	58	5	.954
Philip Clarke	.267	34-34	131	27	35	6	2	5	38	60	.458	16	4	21	3	.359	2	0	2-4	220	35	2	.992
Pat DeMarco	.237	20-20	76	16	18	7	2	1	15	32	.421	9	2	26	1	.322	3	0	2-3	47	0	0	1.000
Ty Duvall	.217	27-9	69	11	15	4	0	1	10	22	.319	17	3	18	0	.389	1	0	0-0	108	15	0	1.000

Isaiah Thomas	.444	10-1	9	3	4	1	0	1	4	8	.889	0	0	2	0	.400	1	0	0-0	10	0	0	1.000
Walker Grisanti	.368	14-1	19	5	7	2	1	1	6	14	.737	5	0	8	0	.500	0	1	0-0	3	0	0	1.000
Jayson Gonzalez	.365	22-13	52	14	19	2	0	1	9	24	.462	11	1	20	1	.484	0	0	2-2	8	20	4	.875
Julian Infante	.212	23-21	66	11	14	3	0	4	9	29	.439	13	2	21	0	.349	2	1	1-2	161	7	0	1.000
Kiambu Fentress	.125	15-2	8	3	1	0	0	0	0	1	.125	3	1	3	0	.417	0	3	2-2	5	0	0	1.000
Dominic Keegan	.118	11-0	17	1	2	1	0	0	0	3	.176	1	1	5	0	.211	0	0	0-0	5	3	0	1.000
Justin Henry Malloy	.077	12-0	13	2	1	0	0	0	2	1	.077	5	1	3	1	.368	0	0	0-0	4	0	0	1.000
Matt Hogan	.000	3-0	3	1	0	0	0	0	0	0	.000	1	0	2	0	.250	0	0	0-0	0	0	0	.000
John Malcom	.000	1-0	1	0	0	0	0	0	1	0	.000	0	0	0	0	.000	0	0	0-0	0	0	0	.000
Tate Kolwyck	.000	3-0	1	0	0	0	0	0	0	0	.000	1	0	0	0	.500	0	0	0-0	0	0	0	.000
Kumar Rocker	.000	2-2	0	0	0	0	0	0	0	0	.000	0	0	0	0	.000	0	0	0-0	0	3	1	.750
Drake Fellows	.000	8-8	0	0	0	0	0	0	0	0	.000	0	0	0	0	.000	0	0	0-0	3	4	1	.875
Patrick Raby	.000	11-11	0	0	0	0	0	0	0	0	.000	0	0	0	0	.000	0	0	0-0	2	3	0	1.000
Sterling Hayes	.000	4-0	0	2	0	0	0	0	0	0	.000	2	0	0	0	1.000	0	0	0-0	1	2	0	1.000
Totals	.307	35	1219	280	374	75	13	41	260	598	.491	187	32	277	15	.406	22	13	34-45	944	303	22	.983
Opponents	.219	35	1165	138	255	50	4	11	130	346	.297	138	35	386	13	.318	9	6	24-37	893	273	38	.968

LOB - Team (300), Opp (271). DPs turned - Team (19), Opp (17). IBB - Team (6), Bleday 2, Davis 1, Paul 1, Martin 1, Duvall 1, Opp (2). Picked off - Ray 1, Clarke 1, Martin 1, Paul 1.

(All games Sorted by Earned run avg)

Player	era	w-l	app	gs	cg	sho	sv	ip	h	r	er	bb	so	2b	3b	hr	b/avg	wp	hp	bk	sfa	sha
Mason Hickman	1.93	4-0	10	4	0	0/1	2	42.0	30	11	9	8	56	11	1	1	.199	0	2	0	1	0
Patrick Raby	2.47	5-1	8	8	0	0/0	0	40.0	30	13	11	22	38	1	0	1	.214	3	2	1	3	2
Drake Fellows	3.18	7-0	9	9	1	1/0	0	56.2	47	20	20	24	67	11	0	3	.225	7	10	0	1	0
Kumar Rocker	4.75	3-4	9	6	0	0/0	0	36.0	42	22	19	8	39	9	1	1	.282	3	3	1	0	2

Joe Gobillot	0.00	0-0	1	0	0	0/0	0	1.0	1	0	0	0	3	0	0	0	.250	0	0	0	0	0
Hugh Fisher	1.42	1-0	10	0	0	0/1	2	19.0	16	4	3	10	23	3	0	1	.216	1	2	0	0	0
Tyler Brown	1.52	1-0	14	0	0	0/1	7	23.2	16	4	4	4	35	3	0	0	.186	2	0	0	1	0
Jake Eder	2.79	0-0	10	0	0	0/1	2	19.1	11	9	6	9	22	0	0	1	.167	1	1	0	0	1
Ethan Smith	4.19	3-0	10	0	0	0/1	0	19.1	12	10	9	13	26	4	0	0	.171	3	2	1	0	0
Jackson Gillis	5.40	1-1	5	0	0	0/0	0	5.0	3	4	3	5	6	0	0	0	.176	3	1	0	1	0
Zach King	5.82	0-2	11	3	0	0/2	1	21.2	20	14	14	12	30	0	1	0	.253	1	5	0	1	1
Chance Huff	6.61	2-0	6	4	0	0/0	0	16.1	15	12	12	12	19	7	0	0	.238	4	2	1	1	0
Austin Becker	6.75	0-0	2	0	0	0/0	1	4.0	3	4	3	4	9	0	0	0	.200	1	1	0	0	0
AJ Franklin	8.22	0-0	8	0	0	0/0	0	7.2	5	7	7	7	9	1	0	2	.172	1	3	0	0	0
Erik Kaiser	12.00	0-0	1	1	0	0/0	0	3.0	4	4	4	0	4	0	1	1	.308	0	1	0	0	0
Totals	3.55	27-8	35	35	1	3/2	15	314.2	255	138	124	138	386	50	4	11	.219	30	35	4	9	6
Opponents	7.23	8-27	35	35	0	1/1	2	297.2	374	280	239	187	277	75	13	41	.307	34	32	7	22	13

PB - Team (8), Clarke 5, Duvall 3, Opp (9). Pickoffs - Team (5), Clarke 1, Fellows 1, Raby 1, Eder 1, King 1, Opp (4). SBA/ATT - Clarke (15-24), Raby (4-7), King (3-6), Duvall (4-6), Hickman (5-6), Scott (4-5), Fellows (2-5), Eder (3-4), Rocker (2-3), Fisher (2-2), Gillis (2-2), Brown (1-1), Huff (0-1).



The Automated ScoreBook
Overall Statistics for Vanderbilt (as of Apr 13, 2019)
(All games Sorted by Fielding pct)



Player	c	po	a	e	fld%	dp	sba	csb	sba%	pb	ci
Julian Infante	168	161	7	0	1.000	9	0	0	.000	0	0
Ty Duvall	123	108	15	0	1.000	0	4	2	.667	3	0
JJ Bleday	58	58	0	0	1.000	1	0	0	.000	0	0
Cooper Davis	54	53	1	0	1.000	0	0	0	.000	0	0
Pat DeMarco	47	47	0	0	1.000	0	0	0	.000	0	0
Isaiah Thomas	10	10	0	0	1.000	0	0	0	.000	0	0
Dominic Keegan	8	5	3	0	1.000	0	0	0	.000	0	0
Patrick Raby	5	2	3	0	1.000	0	4	3	.571	0	0
Zach King	5	0	5	0	1.000	0	3	3	.500	0	0
Kiambu Fentress	5	5	0	0	1.000	0	0	0	.000	0	0
Chance Huff	5	1	4	0	1.000	0	0	1	.000	0	0
Justyn Henry Malloy	4	4	0	0	1.000	0	0	0	.000	0	0
Sterling Hayes	3	1	2	0	1.000	1	0	0	.000	0	0
Ethan Smith	3	1	2	0	1.000	0	0	0	.000	0	0
Hugh Fisher	3	2	1	0	1.000	0	2	0	1.000	0	0
Jake Eder	3	1	2	0	1.000	0	3	1	.750	0	0
Walker Grisanti	3	3	0	0	1.000	0	0	0	.000	0	0
Mason Hickman	2	0	2	0	1.000	0	5	1	.833	0	0
Tyler Brown	1	0	1	0	1.000	0	1	0	1.000	0	0
Austin Becker	1	0	1	0	1.000	0	0	0	.000	0	0
Philip Clarke	257	220	35	2	.992	0	15	9	.625	5	0
Stephen Scott	144	131	11	2	.986	6	4	1	.800	0	0
Ethan Paul	123	40	80	3	.976	11	0	0	.000	0	0
Harrison Ray	108	45	58	5	.954	9	0	0	.000	0	0
Austin Martin	82	35	43	4	.951	6	0	0	.000	0	0
Jayson Gonzalez	32	8	20	4	.875	2	0	0	.000	0	0
Drake Fellows	8	3	4	1	.875	0	2	3	.400	0	0
Kumar Rocker	4	0	3	1	.750	0	2	1	.667	0	0
Jackson Gillis	0	0	0	0	.000	0	2	0	1.000	0	0
John Malcom	0	0	0	0	.000	0	0	0	.000	0	0
Matt Hogan	0	0	0	0	.000	0	0	0	.000	0	0
Joe Gobillot	0	0	0	0	.000	0	0	0	.000	0	0
AJ Franklin	0	0	0	0	.000	0	0	0	.000	0	0
Tate Kolwyck	0	0	0	0	.000	0	0	0	.000	0	0
Erik Kaiser	0	0	0	0	.000	0	0	0	.000	0	0
Totals	1269	944	303	22	.983	19	24	13	.649	8	0
Opponents	1204	893	273	38	.968	17	34	11	.756	9	0

Hitting minimums - 2.5 TPA/Game

Pitching minimums - 1.0 IP/Game

NUMERICAL ROSTER

No.	Name	Pos.	B/T	Ht.	Wt.	Cl.	Hometown/High School
2	Harrison Ray	IF	R/R	5-11	200	Jr.	Longwood, Fla./Lake Brantley
3	Cooper Davis	OF	L/R	5-10	175	So.	Mississauga, Ontario/St. Aloysius Gonzaga
5	Philip Clarke	C	L/R	5-11	190	So.	Franklin, Tenn./Chris Presbyterian Academy
6	Tate Kolwyck	IF	R/R	5-11	185	Fr.	Memphis, Tenn./Arlington
8	Isaiah Thomas	OF	R/R	6-2	190	Fr.	Palm Beach Gardens, Fla./The Benjamin School
10	Ethan Paul	IF	L/R	5-10	180	Sr.	Bellevue, Wash./International School
11	Matt Hogan	OF	L/R	6-0	190	Fr.	Melville, N.Y./Half Hollow Hills East
12	Dominic Keegan	UTL	R/R	6-0	210	Fr.	Methuen, Mass./Central Catholic
13	Kiambu Fentress	OF	R/R	6-0	175	R-Jr.	Nashville, Tenn./Ensworth
16	Austin Martin	UTL	R/R	6-0	175	So.	Jacksonville, Fla./Trinity Christian Academy
17	Walker Grisanti	OF	L/R	5-11	195	Sr.	Collierville, Tenn./Christian Brothers
18	Pat DeMarco	OF	R/R	5-9	192	So.	Staten Island, N.Y./Winder-Barrow
19	Stephen Scott	UTL	L/R	5-11	200	Sr.	Cary, N.C./Cardinal Gibbons
20	Ty Duvall	C	L/R	5-10	185	Jr.	Lebanon, Ohio/Lebanon
21	Tyler Brown	RHP	R/R	6-4	233	So.	Ashland, Ohio/Olentangy Orange
22	Julian Infante	IF	R/R	6-3	210	Sr.	Miami, Fla./Westminister Christian
27	Ethan Smith	RHP	R/R	6-1	200	Fr.	Mt. Juliet, Tenn./Mt. Juliet
29	Patrick Raby	RHP	R/R	6-3	230	Sr.	Knoxville, Tenn./Farragut
30	Sterling Hayes	IF	R/R	6-1	190	Fr.	San Diego, Calif./Francis Parker
32	Hugh Fisher	LHP	R/L	6-5	187	So.	Eads, Tenn./Briarcrest Christian
33	Erik Kaiser	RHP	R/R	6-4	215	So.	Waterloo, Ill./Waterloo
34	Zach King	LHP	L/L	6-6	212	Jr.	Spring Hill, Tenn./Spring Hill
35	Jackson Gillis	LHP	R/L	6-3	235	Jr.	Wilmington, Mass./Wilmington
36	John Malcom	UTL	L/L	6-3	220	Fr.	West Bloomfield, Mich./Detroit Country Day
39	Jake Eder	LHP	L/L	6-4	220	So.	Ocean Ridge, Fla./Calvary Christian Academy
42	Justyn-Henry Malloy	UTL	R/R	6-2	210	Fr.	Bergenfield, N.J./St. Joseph Regional
43	Austin Becker	RHP	R/R	6-5	190	Fr.	Columbus, Ohio/Big Walnut
44	Mason Hickman	RHP	R/R	6-6	230	So.	Hendersonville, Tenn./Pope John Paull II
45	Chance Huff	RHP	R/R	6-4	210	Fr.	Niceville, Fla./Niceville
49	AJ Franklin	LHP	L/L	6-1	180	R-Jr.	Lebanon, Tenn./Wilson Central
51	JJ Bleday	OF	L/L	6-3	205	Jr.	Panama City Beach, Fla./A. Crawford Mosley
55	Joe Gobillot	LHP	L/L	6-6	228	R-Fr.	Houston, Texas/St. John's
66	Drake Fellows	RHP	L/R	6-5	216	Jr.	Plainfield, Ill./Joliet Catholic Academy
80	Kumar Rocker	RHP	R/R	6-4	255	Fr.	Athens, Ga./North Oconee
99	Jayson Gonzalez	IF	R/R	6-2	207	So.	Covina, Calif./Bishop Amat

Head Coach: 4 Tim Corbin (Ohio Wesleyan, 1984) - 17th Season at Vanderbilt
Associate Head Coach: 26 Scott Brown (SUNY-Cortland, 1999)
Assistant Coach: 24 Mike Baxter (Vanderbilt, 2005)
Volunteer Coach: 1 David Macias (Vanderbilt, 2008)
Athletic Trainer: Tracy Campbell (James Madison, 2008)
Strength & Conditioning Coach: Chris Ham (Illinois, 2005)
Director of Baseball Operations: Brooks Webb (Birmingham Southern, 2011)
Director of Player Development: Brandon Barak (Illinois, 2012)
Video Coordinator: Josh Ruchotzke (Vanderbilt, 2017)
Equipment Manager: Kevin Collins (Purdue, 2015)

PRONUNCIATION CHART

JJ Bleday _____ bleh-DAY
Jake Eder _____ EE-der
Kiambu Fentress _____ key-AHM-boo
Joe Gobillot _____ GAW-buh-lo
Walker Grisanti _____ greh-sahn-TEE
Tate Kolwyck _____ COLE-wick
Methuen, Massachusetts _____ METH-OO-EN
Patrick Raby _____ ray-BEE
Kumar Rocker _____ KOO-mar

ALPHABETICAL ROSTER

#	Name	Pos.	Yr.
43	Austin Becker	RHP	Fr.
51	JJ Bleday	OF	Jr.
21	Tyler Brown	RHP	So.
5	Philip Clarke	C	So.
3	Cooper Davis	OF	Jr.
18	Pat DeMarco	OF	So.
20	Ty Duvall	C	Jr.
39	Jake Eder	LHP	So.
66	Drake Fellows	RHP	Jr.
13	Kiambu Fentress	OF	R-Jr.
32	Hugh Fisher	LHP	So.
49	AJ Franklin	LHP	R-Jr.
35	Jackson Gillis	LHP	Jr.
55	Joe Gobillot	LHP	R-Fr.
99	Jayson Gonzalez	IF	So.
17	Walker Grisanti	OF	Sr.
30	Sterling Hayes	IF	Fr.
44	Mason Hickman	RHP	So.
11	Matt Hogan	OF	Fr.
45	Chance Huff	RHP	Fr.
22	Julian Infante	IF	Sr.
33	Erik Kaiser	RHP	So.
12	Dominic Keegan	UTL	Fr.
34	Zach King	LHP	Jr.
6	Tate Kolwyck	IF	Fr.
36	John Malcom	UTL	Fr.
42	Justyn-Henry Malloy	UTL	Fr.
16	Austin Martin	IF	So.
10	Ethan Paul	IF	Sr.
29	Patrick Raby	RHP	Sr.
2	Harrison Ray	IF	Jr.
80	Kumar Rocker	RHP	Fr.
19	Stephen Scott	UTL	Sr.
27	Ethan Smith	RHP	Fr.
8	Isaiah Thomas	OF	Fr.

EXPERIENCE BREAKDOWN

Seniors (5) _____ Grisanti, Infante, Paul, Raby, Scott
Redshirt Juniors (2) _____ Fentress, Franklin
Juniors (7) __ Bleday, Davis, Duvall, Fellows, Gillis, King, Ray
Sophomores (9) _____ Brown, Clarke, DeMarco, _____ Eder, Fisher, Gonzalez, Hickman, Kaiser, Martin
Redshirt Freshman (1) _____ Gobillot
Freshmen (11) _____ Becker, Hayes, Hogan, Huff, Keegan, _____ Kolwyck, Malcom, Malloy, Rocker, Smith, Thomas



Harrison Ray
So. ★ 5-11 ★ 200 ★ R/R
IF ★ Longwood, Fla.



Cooper Davis
So. ★ 5-10 ★ 175 ★ L/R
OF ★ Mississauga, Ontario



Philip Clarke
So. ★ 5-11 ★ 190 ★ L/R
C ★ Franklin, Tenn.



Tate Kolwyck
Fr. ★ 5-11 ★ 185 ★ R/R
IF ★ Memphis, Tenn.



Isaiah Thomas
Fr. ★ 6-2 ★ 190 ★ R/R
OF ★ Palm Beach Gardens, Fla.



Ethan Paul
Sr. ★ 5-10 ★ 180 ★ L/R
IF ★ Bellevue, Wash.



Matt Hogan
Fr. ★ 6-0 ★ 190 ★ L/R
OF ★ Melville, N.Y.



Dominic Keegan
Fr. ★ 6-0 ★ 210 ★ R/R
UTL ★ Methuen, Mass.



Kiambu Fentress
R-Jr. ★ 6-0 ★ 175 ★ R/R
OF ★ Nashville, Tenn.



Austin Martin
So. ★ 6-0 ★ 175 ★ R/R
UTL ★ Jacksonville, Fla.



Walker Grisanti
Sr. ★ 5-10 ★ 195 ★ L/R
OF ★ Collierville, Tenn.




Pat DeMarco
So. ★ 5-9 ★ 192 ★ R/R
OF ★ Staten Island, N.Y.




Stephen Scott
Sr. ★ 5-11 ★ 200 ★ L/R
UTL ★ Cary, N.C.




Ty Duvall
Jr. ★ 5-10 ★ 185 ★ L/R
C ★ Lebanon, Ohio




Tyler Brown
So. ★ 6-4 ★ 233 ★ R/R
RHP ★ Ashland, Ohio




Julian Infante
Sr. ★ 6-3 ★ 210 ★ R/R
IF ★ Miami, Fla.



Ethan Smith
Fr. ★ 6-1 ★ 200 ★ R/R
RHP ★ Mt. Juliet, Tenn.




Patrick Raby
Sr. ★ 6-3 ★ 230 ★ R/R
RHP ★ Knoxville, Tenn.



Sterling Hayes
Fr. ★ 6-1 ★ 190 ★ R/R
IF ★ San Diego, Calif.



Hugh Fisher
So. ★ 6-5 ★ 187 ★ R/L
LHP ★ Eads, Tenn.



Erik Kaiser
So. ★ 6-4 ★ 215 ★ R/R
RHP ★ Waterloo, Ill.



Zach King
Jr. ★ 6-6 ★ 212 ★ L/L
LHP ★ Spring Hill, Tenn.



Jackson Gillis
So. ★ 6-3 ★ 235 ★ R/L
LHP ★ Wilmington, Mass.



John Malcom
Fr. ★ 6-3 ★ 220 ★ L/L
UTL ★ West Bloomfield, Mich.



Jake Eder
So. ★ 6-4 ★ 220 ★ L/L
LHP ★ Ocean Ridge, Fla.




Justyn-Henry Malloy
Fr. ★ 6-2 ★ 210 ★ R/R
UTL ★ Bergenfield, N.J.




Austin Becker
Fr. ★ 6-5 ★ 190 ★ R/R
RHP ★ Columbus, Ohio




Mason Hickman
So. ★ 6-6 ★ 230 ★ R/R
RHP ★ Hendersonville, Tenn.




Chance Huff
Fr. ★ 6-4 ★ 210 ★ R/R
RHP ★ Niceville, Fla.




AJ Franklin
R-Jr. ★ 6-1 ★ 180 ★ L/L
LHP ★ Lebanon, Tenn.




JJ Bleday
Jr. ★ 6-3 ★ 205 ★ L/L
OF ★ Panama City Beach, Fla.



Joe Gobillot
R-Fr. ★ 6-6 ★ 228 ★ L/L
LHP ★ Houston, Texas



Drake Fellows
So. ★ 6-5 ★ 216 ★ L/R
RHP ★ Plainfield, Ill.




Kumar Rocker
Fr. ★ 6-4 ★ 255 ★ R/R
RHP ★ Athens, Ga.




Jayson Gonzalez
So. ★ 6-2 ★ 207 ★ R/R
IF ★ Covina, Calif.




Tim Corbin
Head Coach
17th Season



Scott Brown
Associate Head Coach
7th Season



Mike Baxter
Hitting Coach
2nd Season



David Macias
Volunteer Assistant Coach
2nd Season