



VANDERBILT

2019 BASEBALL GAME NOTES



Vanderbilt Athletic Communications ★ 2601 Jess Neely Dr. Nashville, TN 37212
Baseball Contact: Andrew Pate ★ Cell: 713.387.9119 ★ Email: andrew.pate@vanderbilt.edu
VUCommodores.com ★ Twitter: @VandyBoys

2019 SCHEDULE/RESULTS

OVERALL: 24-7 | SEC: 7-4 | H: 18-3 | A: 2-3 | N: 4-1

FEBRUARY (6-2)

15	vs. Virginia#	W, 15-9	Talking Stick, Ariz.
16	vs. #25 Cal State Fullerton#	W, 14-9	Talking Stick, Ariz.
17	vs. #19 TCU#	L, 10-2	Talking Stick, Ariz.
20	EVANSVILLE	W, 5-4	Nashville, Tenn.
23	PEPPERDINE	CANCELLED	Nashville, Tenn.
24	PEPPERDINE (G1)	W, 6-3	Nashville, Tenn.
24	PEPPERDINE (G2)	W, 6-2	Nashville, Tenn.
26	SE MISSOURI STATE	W, 11-3	Nashville, Tenn.
27	AUSTIN PEAY	L, 7-6 (10)	Nashville, Tenn.

MARCH (16-4)

1	DAYTON	W, 11-3	Nashville, Tenn.
2	DAYTON (G1)	W, 5-1	Nashville, Tenn.
2	DAYTON (G2)	W, 2-0	Nashville, Tenn.
5	DAVIDSON	W, 24-2	Nashville, Tenn.
6	ETSU	W, 12-4	Nashville, Tenn.
8	ILLINOIS STATE	W, 10-4	Nashville, Tenn.
10	ILLINOIS STATE (G1)	W, 9-1	Nashville, Tenn.
10	ILLINOIS STATE (G2)	L, 7-3	Nashville, Tenn.
12	SAMFORD	W, 11-6	Nashville, Tenn.
15	at #19 Texas A&M*	W, 7-4	College Station, Texas
16	at #19 Texas A&M*	L, 8-7	College Station, Texas
17	at #19 Texas A&M*	L, 7-0	College Station, Texas
19	vs. Belmont^	W, 3-0	Nashville, Tenn.
21	#14 FLORIDA*	W, 5-0	Nashville, Tenn.
22	#14 FLORIDA*	W, 15-2	Nashville, Tenn.
23	#14 FLORIDA*	W, 14-2	Nashville, Tenn.
26	vs. Lipscomb^	W, 15-1	Nashville, Tenn.
29	TENNESSEE*	W, 4-2	Nashville, Tenn.
30	TENNESSEE*	W, 10-4	Nashville, Tenn.
31	TENNESSEE*	L, 7-6	Nashville, Tenn.

APRIL (2-1)

2	WESTERN KENTUCKY	W, 5-4 (10)	Nashville, Tenn.
5	at #4 Georgia*	W, 3-2 (11)	Athens, Ga.
6	at #4 Georgia*	L, 8-3	Athens, Ga.
7	at #4 Georgia*	11 a.m.	Athens, Ga.
9	at Middle Tennessee	6 p.m.	Murfreesboro, Tenn.
12	ARKANSAS*	7 p.m.	Nashville, Tenn.
13	ARKANSAS*	8 p.m.	Nashville, Tenn.
14	ARKANSAS*	1 p.m.	Nashville, Tenn.
16	INDIANA STATE	6 p.m.	Nashville, Tenn.
19	at Alabama*	6 p.m.	Tuscaloosa, Ala.
20	at Alabama*	8 p.m.	Tuscaloosa, Ala.
21	at Alabama*	1 p.m.	Tuscaloosa, Ala.
25	AUBURN*	6:30 p.m.	Nashville, Tenn.
26	AUBURN*	7 p.m.	Nashville, Tenn.
27	AUBURN*	1 p.m.	Nashville, Tenn.
30	TENNESSEE TECH	6:30 p.m.	Nashville, Tenn.

MAY (0-0)

3	at South Carolina*	6 p.m.	Columbia, S.C.
4	at South Carolina*	7 p.m.	Columbia, S.C.
5	at South Carolina*	12:30 p.m.	Columbia, S.C.
7	at Louisville	6 p.m.	Louisville, Ky.
10	MISSOURI*	6:30 p.m.	Nashville, Tenn.
11	MISSOURI*	2 p.m.	Nashville, Tenn.
12	MISSOURI*	1 p.m.	Nashville, Tenn.
14	MIDDLE TENNESSEE	6:30 p.m.	Nashville, Tenn.
16	at Kentucky*	5:30 p.m.	Lexington, Ky.
17	at Kentucky*	5:30 p.m.	Lexington, Ky.
18	at Kentucky*	1 p.m.	Lexington, Ky.
21-26	SEC Tournament		Birmingham, Ala.

MLB4 Collegiate Baseball Tournament (Salt River Fields)

^ First Tennessee Park

* Southeastern Conference game

#5 VANDERBILT COMMODORES (24-7, 7-4 SEC) at #4 GEORGIA BULLDOGS (26-6, 8-3 SEC)

April 7, 2019 ★ 11 a.m. CT ★ Athens, Ga. ★ Foley Field (3,291)

GAME 32



VANDERBILT

Record: 24-7 Overall, 7-4 SEC

Home / Away / Neutral: 18-3 / 2-3 / 4-1

Rankings: D1: 5 | NCBWA: 3 | Coaches: 4

BA: 3 | CB: 5 | PG: 4

Head Coach: Tim Corbin

Career Record: 811-487-1 (22nd)

Record at Vanderbilt: 705-349-1 (17th)



GEORGIA

Record: 26-6 Overall, 8-3 SEC

Home / Away / Neutral: 16-3 / 10-3 / 0-0

Rankings: D1: 4 | NCBWA: 7 | Coaches: 7

BA: 6 | CB: 7 | PG: 7

Head Coach: Scott Stricklin

Career Record: 519-244-1 (15th)

Record at UGA: 169-169-1 (4th)

SATURDAY SETBACK: Vanderbilt fell 8-3 to Georgia during Saturday's middle game at Foley Field.

- ★ The Dore fell to 15-3 when scoring first.
- ★ Vandy fell to 6-4 vs. left-handed pitchers (compared to 17-3 vs. righties) and 13-7 in day games.

BY COMPARISON: Vandy won its 24th game on Friday against Georgia. A season ago, the Dore did not secure their 24th win until April 21 vs. Mizou (Game No. 39).

- ★ The Dore have struck out 39 fewer times through 31 games compared to this point a season ago.

ATTA BOY JJ: JJ Bleday was named SEC Co-Player of the Week on Monday after recording a historic week.

- ★ Bleday became the first Commodore since Aaron Westlake (2010) to homer in four consecutive games.

WALK IT OFF: Vandy overcame a two-run, ninth-inning deficit and used a JJ Bleday two-out, RBI-single in the 10th inning to walk off Western Kentucky, 5-4 on Tuesday.

- ★ Austin Martin and Bleday tied the game with back-to-back solo home runs in the ninth inning.

RPI RUNDOWN: Vandy ranks No. 2 in the RPI, dropping out of the top spot following Saturday's loss at Georgia.

- ★ The Dore are 12-5 against opponents in the RPI top 50. Vandy's 12 wins vs. Top 50 opponents is first nationally.
- ★ UGA enters Sunday No. 9 in the RPI. Seven of the top-12 teams hail from the SEC.

PITCHING PROWESS: Vandy pitching entered the weekend third nationally with 11.1 strikeouts/nine innings.

- ★ The Dore have struck out 10-plus batters in 20 of their 31 games and nine-plus in seven of eight.
- ★ Vanderbilt pitching fanned 11 Georgia batters in Friday's 3-2 series-opening victory.

IN THE RANKINGS: Vanderbilt jumped ahead one spot to No. 5 in the D1Baseball.com rankings on Monday.

- ★ The Commodores have remained in the top 10 throughout the season including five weeks at No. 1.

TABLE SETTERS: Vanderbilt's top of the order -- Cooper Davis, Austin Martin and JJ Bleday -- has batted .369 (126-for-341) and scored 37.3 percent of Vandy's runs.

- ★ Martin is second in the SEC in batting average (.423). Bleday is tied for the league lead in home runs (12) and Davis is seventh in average (.368).

HOME-FIELD ADVANTAGE: Vanderbilt is one of nine teams nationally with at least 18 home victories. Among those, only four teams have three-or-fewer home losses.

- ★ Vandy is 18-3 at Hawkins Field and is batting .332 at the facility. The Dore have posted a 3.11 ERA and limited opponents to a .207 average.

A LOOK AT SUNDAY: Vandy and Georgia meet for the 238th time in the history of the programs Sunday.

- ★ Vanderbilt has won 16 of the last 19 games vs. UGA.
- ★ The Dore are looking for their 10th-consecutive three-game series win (2009-present) vs. UGA.
- ★ Vandy is looking for its seventh-consecutive series win against the Bulldogs in Athens (2005-present).
- ★ Georgia leads the all-time series 120-117.

ON FRIDAY'S WIN: Vanderbilt registered a 3-2, 11-inning comeback victory against Georgia during Friday's opener.

- ★ The Commodores moved to 8-0 in series openers.
- ★ Vanderbilt moved to 9-4 when opponents score first.
- ★ The win was Vandy's first in extra-innings against Georgia. The Commodores were previously 0-3.
- ★ The win was the first vs. a top-5 foe on the road since downing No. 1 Florida, 5-0 on May 14, 2016.

THROUGH 31: Vandy's 24-7 start is its best through 31 games since beginning its 2016 campaign with the same record. The Dore finished that season with 47 victories.

- ★ Vanderbilt's .313 average is its highest through 30 games since batting .316 through as many in 2015.

MIDWEEK RESULTS: Vanderbilt boasts a 8-1 record in midweek games including posting six consecutive wins.

- ★ A season ago, Vandy went 4-5 through its first eight.

MARCHING ON: Vanderbilt's 16 wins in March were the most since producing as many in 2013. It marked the fourth time ('10, '11, '13, '19) in the Tim Corbin era that Vandy has won as many games in March.

ON THE OFFENSIVE: Vanderbilt ranks first in the SEC in on-base percentage (.413) and triples (12). The Dore are second in hits (340), batting average (.313) and doubles (65).

- ★ Vandy has scored five-plus runs 23 times. The Dore have produced 10-plus runs 12 times.

DE-FENSE: Vandy is first in the SEC and ranks third nationally with a .983 fielding percentage.

- ★ In 2018, Vandy set a new school record and finished fifth nationally with a .981 fielding percentage.
- ★ The Dore have posted a fielding percentage of .975 or better in five of the last six years.

LET'S PLAY TWO: Due to inclement weather, Vandy has played three doubleheaders this season. That is the most regular season twin bills since playing as many in 2006.

- ★ It is also the most doubleheaders hosted at Hawkins Field (2002-present) in a single season.

THE STREAK CONTINUES: Vanderbilt's current streak of 13 consecutive NCAA Tournament appearances is the longest in the SEC and the third-longest nationally, trailing only Florida State (41) and Cal State Fullerton (27).

NO. 4, MR. TIM CORBIN: Head coach **Tim Corbin** is in his 17th season (2003-present) at the helm. Corbin has led the Commodores to 14 NCAA Tournaments, eight Super Regionals, three College World Series, one national championship (2014) and one runner-up (2015).

- ★ Corbin is 705-349-1 (.668) at Vandy and became the program's all-time winningest coach with a 9-4 victory on March 4, 2018 against Houston.
- ★ Under Corbin, 40 players have been named an All-American including 11 who have received first-team recognition.
- ★ In the Corbin era, 22 players have gone on to play in the Major Leagues, the most in the SEC since 2003.

LET THE KIDS PLAY: Vanderbilt's freshman class was ranked No. 2 nationally by Baseball America.

- ★ Six players appeared on the 2018 BA500, which ranks the best 500 players in the draft class.
- ★ Eight freshmen made their collegiate debuts on opening weekend. **Justyn-Henry Malloy** registered a pinch-hit RBI single and **Sterling Hayes** scored a run among notables.

DORES ON TOP: In Sept. 2017, D1Baseball.com recognized Vanderbilt as the No. 2 program nationally in the publication's bi-annual Top 100 rankings.

- ★ The list is designed to assess the overall health of programs in the current era with the ultimate goal of identifying "the programs in the best shape right now, with an eye towards the next five to 10 years."
- ★ The Commodores were ranked the nation's top program in D1Baseball's inaugural rankings (2015).

WELCOME TO THE HAWK: The Commodores have been tough to beat at Hawkins Field since the facility opened its gates in 2002. Vanderbilt boasts a 453-162-1 (.736) all-time record at its home including a 346-103-1 (.770) mark since the start of the 2007 season.

- ★ The Dore won 6-of-7 regular season three-game home series in 2018 and have won 51-of-63 three-game sets at The Hawk since 2011.

MAJOR LEAGUE DORES: In total, 13 former players made a MLB appearance in 2018, a mark that ranks second nationally and first in the SEC.

- ★ Vandy boasts eight players on MLB rosters to begin the 2019 season including five pitchers set to make a start.

SENIOR LEADERS: Vandy's five-member senior class is its largest since carrying seven in 2008. The class includes OF **Walker Grisanti**, 1B **Julian Infante**, SS **Ethan Paul**, RHP **Patrick Raby** and UTL **Stephen Scott**.

- ★ The unit has helped Vandy to 138 victories, three NCAA Regionals and two Super Regionals. The unit is looking for its first trip to the College World Series.

VETERAN PRESENCE: Vanderbilt returns eight positional starters and four starting pitchers from last season.

- ★ Offensively, 2019 returners contributed 80.5% of runs scored, 82.6% of hits, 82.7% of extra-base hits, 82% of RBIs and 72% of stolen bases in 2018.
- ★ Returning pitchers totaled 90% of starts, 85.7% of wins, 80% of innings pitched and 77% of strikeouts.

FRESHMAN ORIENTATION: Vandy led the nation as four student-athletes were named to the 2018 Collegiate Baseball Freshman All-American Team. **Philip Clarke**, **Pat DeMarco**, **Mason Hickman** and **Austin Martin** -- all returning for 2019 -- were recognized for their efforts.

FIRST FOR FIRST ROUND PICKS: Vanderbilt leads the SEC with 22 MLB first-round draft picks (including first-round supplemental picks). Vandy is one of two universities to produce multiple No. 1 picks with **David Price** in 2007 and **Dansby Swanson** in 2015.

FAR AND WIDE: The 2019 roster features players from 14 different states as well as one (**Cooper Davis**) from Ontario, Canada. In total, 12 players hail from Tennessee and another eight call Florida home.

- ★ Three Commodores are from Ohio while two players are represented from California, Georgia, Illinois, Massachusetts, New Jersey and New York.

VANDERBILT RECORD WHEN...

	2019
SEC Standing	5th, 1.0 GB
SEC East Standing	2nd, 1.0 GB
Home/Road/Neutral	18-3/2-3/4-1
Day/Night	13-7/11-0
vs. RH/LH starters	17-3/6-4
Leading after 6 innings	22-2
Tied after 6 innings	0-0
Trailing after 6 innings	2-5
Leading after 7 innings	22-2
Tied after 7 innings	0-0
Trailing after 7 innings	2-5
Leading after 8 innings	22-1
Tied after 8 innings	0-1
Trailing after 8 innings	2-5
Vanderbilt scores first	15-3
Opponents score first	9-4
Shutouts	3-1
Scoring less than 3 runs	1-2
Scoring 3 to 5 runs	7-2
Scoring 6 or more runs	15-3
Vanderbilt hits HR/hit 0 HR	17-5/6-2
1-run/2-run games	3-3/2-0
Walk-offs	1-1
Extra innings (home/road/neutral)	2-1/0-0/0-0
Series openers/finales	8-0/3-4
Series W-L (home)	5-0
Series W-L (road)	0-1
Series W-L (neutral)	1-0
Series W-L (total)	6-1
Three-game sweeps (home/road)	2-0/0-0
Come-from-behind-wins	9

UPCOMING MILESTONES

JJ Bleday	20 Career Doubles (19)
Philip Clarke	100 Career Hits (97)
Austin Martin	30 Career Stolen Bases (26)
Patrick Raby	250 Career Strikeouts (245)

VANDY TEAM LEADERS

Batting	
Hits	Austin Martin/Ethan Paul (44)
Doubles	Stephen Scott (10)
Triples	Austin Martin (3)
HR	JJ Bleday (12)
RBIs	Ethan Paul (40)
Runs	JJ Bleday (35)
SB	Harrison Ray (9)
BB	Cooper Davis/Stephen Scott (21)
AVG	Austin Martin (.411)
OBP	Austin Martin (.496)
SLG	JJ Bleday (.680)

Pitching	
ERA (reliever, min. 15.0 IP)	Tyler Brown (1.64)
ERA (starter)	Mason Hickman (2.19)
Wins	Drake Fellows (6)
Saves	Tyler Brown (6)
Appearances	Tyler Brown (13)
Starts	Drake Fellows/Patrick Raby (8)
Innings (reliever)	Tyler Brown (22.0)
Innings (starter)	Drake Fellows (49.2)
Strikeouts (reliever)	Tyler Brown (32)
Strikeouts (starter)	Drake Fellows (58)

VANDERBILT IN THE NATIONAL RANKINGS						
DATE	BA	NCBWA	CB	USA	D1	PG
Preseason	1	1	2	2	1	3
Feb. 18	1	2	2	2	1	3
Feb. 25	1	2	2	2	1	3
March 4	1	1	2	1	1	2
March 11	1	1	4	2	1	2
March 18	5	5	6	6	8	6
March 25	4	4	5	5	6	5
April 1	3	3	5	4	5	4
April 8						
April 15						
April 22						
April 29						
May 6						
May 13						
May 20						
May 27						
June 3						
FINAL						
*For consistency, Vanderbilt uses the D1Baseball.com (D1) poll as its primary ranking.						

UPCOMING SCHEDULE AND PROBABLE PITCHING MATCHUPS			
DATE	OPPONENT	VANDERBILT STARTER	OPPOSING STARTER
Fri., Apr. 5	Georgia	RHP Drake Fellows (6-0, 3.59 ERA)	RHP Emerson Hancock (6-1, 0.98 ERA)
Sat., Apr. 6	Georgia	RHP Patrick Raby (5-0, 1.22 ERA)	LHP C.J. Smith (2-1, 2.49 ERA)
Sun., Apr. 7	Georgia	RHP Kumar Rocker (2-3, 6.00 ERA)	RHP Tony Locey (4-0, 2.35 ERA)

BATTING NOTES

51 ★ JJ Bleday, OF

L/L

6-3

205 lbs.

Jr.

Panama City Beach, Fla.

Year	avg	gp-gs	ab	r	h	2b	3b	hr	rbi	tb	slg%	bb	hbp	so	gdp	ob%	sf	sh	sb-att	po	a	e	fld%
2017	.256	51-48	164	23	42	8	0	2	22	56	.341	34	0	26	2	.384	0	0	0-2	83	4	4	.956
2018	.368	39-35	133	26	49	5	1	4	15	68	.511	31	2	23	4	.494	0	0	2-3	72	1	0	1.000
2019	.344	31-31	125	35	43	6	0	12	36	85	.680	20	2	26	2	.430	4	1	0-0	56	0	0	1.000
TOTAL	.318	121-114	422	84	134	19	1	18	73	209	.495	85	4	75	8	.433	4	1	2-5	211	5	4	.982

- ★ Baseball America First-Team Preseason All-American ... D1Baseball Second-Team Preseason All-American ... Second-Team Preseason All-SEC.
- ★ Ranked as D1Baseball.com's No. 11 prospect for the 2019 MLB Draft and No. 3 prospect in the SEC.
- ★ Named the Cap Cod League's top pro prospect by scouts last summer.
- ★ Became the first Commodore since Aaron Westlake (2010) to homer in four-straight games (March 23-30) ... Has homered six times in his last eight games.
- ★ Has reached base in 58 of his last 59 games including 47 consecutive from March 4, 2018-March 17, 2019 ... Batting .353 (24-for-68) with runners on base.
- ★ Leads the SEC in home runs (12) and slugging percentage (.680) ... Second in the league in total bases (85) and eighth in runs scored (35).
- ★ Led Vandy with a .368 average, .511 slugging percentage and .494 on-base percentage in 2018.
- ★ Recorded at least one hit in 32 of 39 games and reached base in 38 of his 39 games in '18 ... Missed 22 games (March 30-May 6) due to an oblique injury.
- ★ Belted the game-winning walk-off home run against Mississippi State for a 4-3 victory during Game 2 of the NCAA Nashville Super Regional on June 9.

5 ★ Philip Clarke, C

L/R

5-11

190 lbs.

So.

Franklin, Tenn.

Year	avg	gp-gs	ab	r	h	2b	3b	hr	rbi	tb	slg%	bb	hbp	so	gdp	ob%	sf	sh	sb-att	po	a	e	fld%
2018	.294	58-49	218	28	64	16	0	6	36	98	.450	27	5	40	4	.382	1	1	4-6	111	15	0	1.000
2019	.266	31-31	124	26	33	5	2	5	36	57	.460	14	4	20	2	.357	1	0	2-4	196	29	2	.991
TOTAL	.284	89-80	342	54	97	21	2	11	72	155	.453	41	9	60	6	.373	2	1	6-10	307	44	2	.994

- ★ Nation's No. 34-ranked sophomore (Perfect Game) ... SEC's No. 33-ranked prospect for the 2019 MLB Draft (D1Baseball)... First-Team Preseason All-SEC.
- ★ Tied for second on the team with 36 RBIs ... Has recorded a hit in 23 of 31 games and an RBI in 17 games ... Hit a three-run homer Sunday vs. Tennessee.
- ★ Batting .400 (6-for-15) with the bases loaded including swatting a grand slam on opening weekend against Cal State Fullerton.
- ★ Named a 2018 Collegiate Baseball Freshman All-American after leading Vanderbilt with 16 doubles in 58 appearances and 49 starts.
- ★ Batted .294 and finished third on the team with 18 multi-hit games in 2018 ... Was second in overall games with 20 two-out RBIs.
- ★ Finished second on the squad with for hits (35) and batting average (.302) in 2018 SEC play ... Made 36 starts at designated hitter and 13 starts at catcher.
- ★ Named to the 2018 NCAA Clemson Regional All-Tournament Team after batting .385 (5-for-13) with three RBIs, two home runs, two runs and two walks.
- ★ Reached base in 26 of his final 30 games ... Struck his first collegiate home run against Presbyterian on Feb. 21 as part of a 1-for-3 outing with three RBIs.

3 ★ Cooper Davis, OF

L/R

5-10

185 lbs.

So.

Mississauga, Ontario

Year	avg	gp-gs	ab	r	h	2b	3b	hr	rbi	tb	slg%	bb	hbp	so	gdp	ob%	sf	sh	sb-att	po	a	e	fld%
2018	.182	9-3	11	3	2	0	0	0	4	2	.182	2	0	1	0	.286	1	0	1-1	3	0	0	1.000
2019	.358	28-28	109	25	39	7	2	0	19	50	.459	21	1	16	3	.466	0	5	6-7	46	1	0	1.000
TOTAL	.342	37-31	120	28	41	7	2	0	23	52	.433	23	1	17	3	.448	1	5	7-8	49	1	0	1.000

- ★ Fifth in the SEC with two triples ... Has reached base in all 28 games played this season ... Has logged a hit in 24 of 28 games this season.
- ★ Batting .448 (13-for-29) with two outs, .422 (19-for-45) with runners on base and .417 (10-for-24) with runners in scoring position.
- ★ Played in nine games (three starts) before suffering a broken wrist while making a diving attempt in pregame during late April a season ago.
- ★ Recorded his first collegiate hit, run and RBI on Feb. 21 while going 1-for-2 against Presbyterian ... Drew his first walk on Feb. 23 against UMass-Lowell.
- ★ Struck out just once in 11 plate appearances in 2018 ... Played the outfield in six of his nine appearances.
- ★ First Vanderbilt player in the Tim Corbin era to hail from Canada ... Played for the Canadian Jr. National U18 Team in 2017.
- ★ Drafted by the Toronto Blue Jays in the 25th round of the 2017 MLB Draft ... Played for the Toronto Blue Jays Tournament 12 team from 2013-2016.

18 ★ Pat DeMarco, OF

R/R

5-11

205 lbs.

So.

Staten Island, N.Y.

Year	avg	gp-gs	ab	r	h	2b	3b	hr	rbi	tb	slg%	bb	hbp	so	gdp	ob%	sf	sh	sb-att	po	a	e	fld%
2018	.277	62-62	242	48	67	12	2	11	43	116	.479	23	6	53	1	.353	1	0	10-13	108	5	1	.991
2019	.237	20-20	76	16	18	7	2	1	15	32	.421	9	2	26	1	.322	3	0	2-3	47	0	0	1.000
TOTAL	.267	82-82	318	64	85	19	4	12	58	148	.465	32	8	79	2	.345	4	0	12-16	155	5	1	.994

- ★ Nation's No. 42-ranked sophomore (Perfect Game) ... SEC's No. 26-ranked prospect for the 2019 MLB Draft (D1Baseball).
- ★ Batting .296 (16-for-54) while reaching base 26 times over his last 15 games after hitting just .091 (2-for-22) during the first five games of the year.
- ★ Registered a hit in nine of his last 10 games (March 2-present) ... Has registered three multi-hit performances in his last nine games.
- ★ Named a 2018 Collegiate Baseball Freshman All-American after leading the Commodores with 48 runs and 116 total bases.
- ★ Paced the Dores with 23 RBIs and was second with seven home runs in 30 SEC starts in 2018.
- ★ Finished second on the squad in multi-hit games (19) and multi-RBI games (13) in 2018... Was one of two players (Ethan Paul) to start all 62 games.

BATTING NOTES CONTINUED

20 ★ Ty Duvall, C

L/R

5-11

190 lbs.

Jr.

Lebanon, Ohio

Year	avg	gp-gs	ab	r	h	2b	3b	hr	rbi	tb	slg%	bb	hbp	so	gdp	ob%	sf	sh	sb-att	po	a	e	fld%
2017	.375	17-4	24	6	9	3	0	0	6	12	.500	6	1	6	1	.516	0	0	0-0	63	3	1	.985
2018	.270	31-15	63	13	17	3	1	3	10	31	.492	15	0	19	2	.405	1	0	1-1	152	11	1	.994
2019	.222	23-8	54	9	12	3	0	1	9	18	.333	16	3	15	0	.419	1	0	0-0	95	15	0	1.000
TOTAL	.270	71-27	141	28	38	9	1	4	25	61	.433	37	4	40	3	.429	2	0	1-1	310	29	2	.994

- ★ Has recorded a hit in six of his last 10 game (9-for-22) accounting for six runs and six RBIs during that stretch.
- ★ Belted his first home run in 53 at-bats (May 5, 2018 at Auburn) last Friday vs. Tennessee ... the solo shot was his fourth career.
- ★ Matched a career-high with three hits and four RBIs while reaching base five times as a pinch hitter in Vanderbilt's 15-2 win vs. Florida on March 22.
- ★ Made his first start of the season on Feb. 20 against Evansville ... Tied the game with an RBI-single in the fourth inning.
- ★ Collected a hit in six-consecutive games between April 20-May 1, 2018 ... Belted a solo homer and reached base twice against South Carolina on April 27.
- ★ Three-year team captain at Lebanon HS in Lebanon, Ohio ... Top prospect in the state of Ohio in 2016 according to Perfect Game.

13 ★ Kiambu Fentress, OF

R/R

6-0

175 lbs.

R-Jr.

Nashville, Tenn.

Year	avg	gp-gs	ab	r	h	2b	3b	hr	rbi	tb	slg%	bb	hbp	so	gdp	ob%	sf	sh	sb-att	po	a	e	fld%
2017	.250	6-0	4	0	1	0	0	0	0	1	.250	0	0	0	0	.250	0	0	0-0	1	0	0	1.000
2018	.000	10-0	5	2	0	0	0	0	1	0	.000	0	0	2	0	.000	0	0	0-0	2	0	0	1.000
2019	.167	12-2	6	3	1	0	0	0	0	1	.167	3	1	2	0	.500	0	3	2-2	5	0	0	1.000
TOTAL	.133	28-2	15	5	2	0	0	0	1	2	.133	3	1	4	0	.316	0	3	2-2	8	0	0	1.000

- ★ Made his first career start March 19 vs. Belmont ... Worked a career-high three walks vs. Lipscomb ... Had a stolen base on Tuesday vs. Western Kentucky.
- ★ Appeared in 10 games including six stints in the outfield and three opportunities as a pinch hitter in 2018 ... Did not record a hit in five at-bats.
- ★ Legged out an infield single at Middle Tennessee on April 18, 2017, for his first career hit ... Made his collegiate debut in LF against UT Martin April 4, 2017.

99 ★ Jayson Gonzalez, INF

R/R

6-2

205 lbs.

So.

Covina, Calif.

Year	avg	gp-gs	ab	r	h	2b	3b	hr	rbi	tb	slg%	bb	hbp	so	gdp	ob%	sf	sh	sb-att	po	a	e	fld%
2018	.225	44-39	138	21	31	3	0	5	28	49	.355	11	1	56	4	.287	0	0	1-1	13	51	9	.877
2019	.380	19-13	50	14	19	2	0	1	9	24	.480	11	1	19	1	.500	0	0	2-2	8	19	4	.871
TOTAL	.266	63-52	188	35	50	5	0	6	37	73	.388	22	2	75	5	.349	0	0	3-3	21	70	13	.875

- ★ Has scored at least one run in 10 of 19 games played ... Has drawn 11 walks in his last 17 games... Has reached base in 16 of 19 games.
- ★ Has registered seven multi-hit games and logged a hit in eight of his last 10 games including a pair of two-hit games vs. Tennessee.
- ★ Reached base in all three games on opening weekend ... Recorded two hits, two RBIs and two runs vs. Virginia and two hits vs. Cal State Fullerton.
- ★ Made 44 appearances (39 starts) while batting .225 with 28 RBIs and 21 runs in 2018 ... Batted .300 with 16 RBIs and three homers over his first 19 games.
- ★ Was the only Commodore to produce multiple four-hit games, coming on Feb. 24, 2018, against UMass-Lowell and Feb. 27, 2018, against Austin Peay.

18 ★ Walker Grisanti, OF

L/R

5-10

190 lbs.

Sr.

Collierville, Tenn.

Year	avg	gp-gs	ab	r	h	2b	3b	hr	rbi	tb	slg%	bb	hbp	so	gdp	ob%	sf	sh	sb-att	po	a	e	fld%
2016	.349	30-10	43	12	15	4	2	1	10	26	.605	9	2	19	0	.481	0	0	0-1	19	0	0	1.000
2017	.267	21-2	30	7	8	2	0	0	4	10	.333	2	1	17	0	.333	0	1	0-0	4	0	0	1.000
2018	.139	21-10	36	12	5	1	0	1	5	9	.250	18	3	16	0	.448	1	1	2-3	12	0	0	1.000
2019	.438	11-1	16	5	7	2	1	1	6	14	.875	5	0	7	0	.571	0	1	0-0	3	0	0	1.000
TOTAL	.280	83-23	125	36	35	9	3	3	25	59	.472	34	6	59	0	.452	1	3	2-4	38	0	0	1.000

- ★ Belted a one-out, pinch-hit, game-tying home run in the ninth inning at No. 4 Georgia on Friday, helping lift Vandy to a 3-2 win in 11 innings.
- ★ Went a combined 6-for-8 with five RBIs vs. Davidson and ETSU ... Finished a home run shy of the cycle alongside three RBIs vs. ETSU on March 6.
- ★ Appeared in 21 games and made 10 starts for the Commodores in 2018 ... Nine of his 10 starts came in left field with the other at designated hitter.
- ★ His 18 walks in 2018 led the team among reserves ... Drew a free pass in 14 of his 21 appearances including a season-high three at UCLA on March 9.
- ★ Clubbed the game-winning home run in the top of the ninth against No. 1 Texas A&M at the 2016 SEC Tournament.

30 ★ Sterling Hayes, INF

R/R

6-1

190 lbs.

Fr.

San Diego, Calif.

Year	avg	gp-gs	ab	r	h	2b	3b	hr	rbi	tb	slg%	bb	hbp	so	gdp	ob%	sf	sh	sb-att	po	a	e	fld%
2019	.000	3-0	0	2	0	0	0	0	0	0	.000	2	0	0	0	1.000	0	0	0-0	1	2	0	1.000
TOTAL	.000	3-0	0	2	0	0	0	0	0	0	.000	2	0	0	0	1.000	0	0	0-0	1	2	0	1.000

- ★ Has made three appearances, drawing a walk and scoring a run on Feb. 16 vs. Cal State Fullerton and March 5 vs. Davidson.
- ★ Lettered four years in baseball at Francis Parker High School under coach David Glassey ... Also lettered in football two years in high school.
- ★ Recognized as California's No. 16 shortstop in the class of 2018 by Perfect Game ... Named 2018 first-team All-San Diego County.
- ★ Batted a career .318 including an impressive .475 on-base percentage across 124 games ... Recognized on the San Diego All-Academic Team all four years.

BATTING NOTES CONTINUED

11 ★ Matt Hogan, OF

L/R

6-0

190 lbs.

Fr.

Melville, N.Y.

Year	avg	gp-gs	ab	r	h	2b	3b	hr	rbi	tb	slg%	bb	hbp	so	gdp	ob%	sf	sh	sb-att	po	a	e	fld%
2019	.000	2-0	2	1	0	0	0	0	0	0	.000	1	0	2	0	.333	0	0	0-0	0	0	0	.000
TOTAL	.000	2-0	2	1	0	0	0	0	0	0	.000	1	0	2	0	.333	0	0	0-0	0	0	0	.000

- ★ Recorded his first walk and run, coming as a pinch hitter during Vanderbilt's 24-2 victory against Davidson on March 5.
- ★ Lettered five years in baseball at Half Hollow Hills East High School under coach Tim Belz ... Also lettered twice in soccer and twice in winter track.
- ★ Ranked as New York's top outfielder and seventh overall player in the class of 2018 by Perfect Game.
- ★ Holds the Half Hollow Hills East school record for home runs, RBIs and hits ... 51st recipient of the Carl Yastrzemski Award presented to Suffolk's top player.
- ★ Batted .401 with 23 runs while posting a 4-1 record and a save as a senior ... Was a three-time all-conference honoree in baseball.

22 ★ Julian Infante, INF

R/R

6-3

215 lbs.

Sr.

Miami, Fla.

Year	avg	gp-gs	ab	r	h	2b	3b	hr	rbi	tb	slg%	bb	hbp	so	gdp	ob%	sf	sh	sb-att	po	a	e	fld%
2016	.259	26-22	85	17	22	4	1	6	20	46	.541	10	0	28	1	.333	1	0	1-2	176	14	3	.984
2017	.315	62-62	251	51	79	16	1	11	66	130	.518	27	3	59	6	.387	1	1	0-1	534	32	9	.984
2018	.193	50-48	161	16	31	5	1	2	18	44	.273	16	4	72	2	.276	4	2	1-1	367	20	3	.992
2019	.196	19-17	56	9	11	3	0	3	6	23	.411	10	2	16	0	.329	2	1	0-1	124	7	0	1.000
TOTAL	.259	157-149	553	93	143	28	3	22	110	243	.439	63	9	175	9	.340	8	4	2-5	1201	73	15	.988

- ★ Nation's No. 31-ranked senior according to Perfect Game.
- ★ Has recorded a hit in nine of his last 13 games ... Batted .333 (3-for-9) with three extra-base hits including a homer last weekend against Tennessee.
- ★ Has recorded three homers in his last seven games, moving his career total to 22 ... Has reached base in 16 of 19 games this season.
- ★ Missed 10 games after colliding into Virginia's shortstop while attempting to steal second base on opening day.
- ★ Made 48 starts and 50 appearances – all coming at first base – while batting .193 with 18 RBIs and 16 runs in 2018.
- ★ Recorded 10 hits over the last 10 games of 2018, batting .312 with four runs and three RBIs during the stretch.
- ★ In 2017, led the Commodores with 66 RBIs while hitting .315 and slugging 11 homers ... Participant in 2017 College Home Run Derby (Omaha, Neb.).
- ★ Matched Jeren Kendall for the team lead with 25 multi-hit games and was second with 17 multi-RBI games in 2017.
- ★ As a freshman (2016), he hit six home runs in 26 games during the second half of the year after missing the first two months with a broken wrist.

12 ★ Dominic Keegan, UTL

R/R

6-0

210 lbs.

Fr.

Methuen, Mass.

Year	avg	gp-gs	ab	r	h	2b	3b	hr	rbi	tb	slg%	bb	hbp	so	gdp	ob%	sf	sh	sb-att	po	a	e	fld%
2019	.083	9-0	12	0	1	0	0	0	0	1	.083	0	1	4	0	.154	0	0	0-0	4	2	0	1.000
TOTAL	.083	9-0	12	0	1	0	0	0	0	1	.083	0	1	4	0	.154	0	0	0-0	4	2	0	1.000

- ★ Recorded his first career hit, coming in the eighth inning against Tennessee last Sunday.
- ★ Made his first appearance at catcher on March 5 vs. Davidson ... Reached base for the first time (HBP) in Game 2 on Feb. 24 against Pepperdine.
- ★ Made his collegiate debut opening weekend against TCU, striking out in his lone pinch-hit appearance.
- ★ Lettered four years in baseball at Central Catholic High School (Massachusetts) ... Also lettered in basketball three years in high school.
- ★ Ranked as the top catcher in Massachusetts and 14th nationally from the class of 2018 by Perfect Game ... Named all-conference all four years.
- ★ Led the Raiders to four-straight MVC large titles ... Batted .402 (112 for 278) with 75 runs, 69 RBIs and 39 extra-base hits for his high school career.
- ★ As a senior, Keegan batted an area-best .463 (38 for 82), with a .546 OBP, .768 slugging, a team-high 19 RBIs and an area-leading 30 runs.

6 ★ Tate Kolwyck, INF

R/R

5-11

185 lbs.

Fr.

Memphis, Tenn.

Year	avg	gp-gs	ab	r	h	2b	3b	hr	rbi	tb	slg%	bb	hbp	so	gdp	ob%	sf	sh	sb-att	po	a	e	fld%
2019	.000	2-0	0	0	0	0	0	0	0	0	.000	1	0	0	0	1.000	0	0	0-0	0	0	0	.000
TOTAL	.000	2-0	0	0	0	0	0	0	0	0	.000	1	0	0	0	1.000	0	0	0-0	0	0	0	.000

- ★ Made his collegiate debut on March 5 against Davidson, drawing a walk in his lone plate appearance.
- ★ Lettered four years in baseball at Arlington High School (Tennessee) ... Also lettered four years in football and one in basketball.
- ★ Ranked as Tennessee's No. 2 shortstop and 10th overall player in the class of 2018 by Perfect Game.
- ★ Named a 2018 Rawlings-Perfect Game Honorable Mention All-American (Southeast - All Region 2nd Team).
- ★ In his career at quarterback, passed for a school-record 10,213 yards, 119 touchdowns, rushed for 859 yards and 13 touchdowns.

BATTING NOTES CONTINUED

36 ★ John Malcom, UTL L/L 6-3 220 lbs. Fr. West Bloomfield, Mich.

Year	avg	gp-gs	ab	r	h	2b	3b	hr	rbi	tb	slg%	bb	hbp	so	gdp	ob%	sf	sh	sb-att	po	a	e	fld%
2019	.000	1-0	1	0	0	0	0	0	1	0	.000	0	0	0	0	.000	0	0	0-0	0	0	0	.000
TOTAL	.000	1-0	1	0	0	0	0	0	1	0	.000	0	0	0	0	.000	0	0	0-0	0	0	0	.000

- ★ Made his collegiate debut on March 5 vs. Davidson, contributing an RBI-groundout as a pinch hitter in his long plate appearance.
- ★ Lettered four years in baseball at Detroit Country Day High School (Michigan) ... Also lettered two years in basketball.
- ★ Ranked as Michigan's top overall player and the No. 2 first baseman nationally in the class of 2018 by Perfect Game.
- ★ Named a 2018 Rawlings-Perfect Game 1st Team All-American (Central - All Region 1st Team) ... Was a three-year team captain (2016-18)

42 ★ Justyn-Henry Malloy, UTL R/R 6-2 210 lbs. Fr. Bergenfield, N.J.

Year	avg	gp-gs	ab	r	h	2b	3b	hr	rbi	tb	slg%	bb	hbp	so	gdp	ob%	sf	sh	sb-att	po	a	e	fld%
2019	.083	11-0	12	2	1	0	0	0	2	1	.083	5	1	3	1	.389	0	0	0-0	3	0	0	1.000
TOTAL	.083	11-0	12	2	1	0	0	0	2	1	.083	5	1	3	1	.389	0	0	0-0	3	0	0	1.000

- ★ Has appeared in 11 games, drawing five walks ... Worked the walk and scored a run on March 26 against Lipscomb.
- ★ Appeared at designated hitter twice on opening weekend ... Recorded his first hit and RBI on the first pitch he saw against Cal State Fullerton.
- ★ Lettered four years in baseball at St. Joseph Regional (New Jersey).
- ★ Ranked as New Jersey's top third baseman and fourth overall player in the class of 2018 by Perfect Game
- ★ Named a 2018 Rawlings-Perfect Game 3rd Team All-American (Northeast - All Region 1st Team).
- ★ Helped Team USA to a Pan American gold medal ... Captain of his team as a junior and senior.

16 ★ Austin Martin, UTL R/R 6-0 170 lbs. So. Jacksonville, Fla.

Year	avg	gp-gs	ab	r	h	2b	3b	hr	rbi	tb	slg%	bb	hbp	so	gdp	ob%	sf	sh	sb-att	po	a	e	fld%
2018	.338	59-58	222	44	75	14	0	1	19	92	.414	35	12	46	1	.452	1	3	22-30	157	11	2	.988
2019	.411	25-25	107	33	44	5	3	3	16	64	.598	15	3	10	2	.496	0	0	4-7	33	40	4	.948
TOTAL	.362	84-83	329	77	119	19	3	4	35	156	.474	50	15	56	3	.466	1	3	26-37	190	51	6	.976

- ★ Nation's No. 47-ranked sophomore (Perfect Game) ... SEC's No. 20-ranked prospect for the 2020 MLB Draft (D1Baseball) ... First-Team Preseason All-SEC.
- ★ Has recorded a hit in 22 of 25 games and multiple hits 14 times ... Saw his 12-game hitting streak snapped on Friday at Georgia.
- ★ Leads the SEC in on-base percentage (.496), is second in batting average (.411) and tied for sixth in hits (44).
- ★ Has reached base in 38 of his last 40 games (dating to May 8, 2018) and recorded a hit in 32 of his last 35 games (dating to May 17, 2018).
- ★ Name NCBWA National Hitter of the Week and SEC Player of the Week after reaching base in 12 of his 16 plate appearances on opening weekend.
- ★ Led all SEC players with a .750 on-base percentage (min. 10 at-bats) and nine runs on opening weekend.
- ★ Named a 2018 Freshman All-American by Baseball America, Collegiate Baseball, NCBWA and Perfect Game ... Led Vandy with 20 multi-hit games.
- ★ Recorded a hit in 47 of his 58 games including finishing 2018 on a 10-game hitting streak.
- ★ Led the SEC with 22 stolen bases in 2018 ... His stolen-base mark was the most for a Vandy freshman since Xavier Turner had as many in 2013.
- ★ Started 58 at six positions in 2018 including center field (13x), first base (13x), left field (12x), third base (9x), designated hitter (9x) and shortstop (2x).
- ★ Was named to the 2018 NCAA Clemson Regional All-Tournament Team after batting .385 (5-for-13) with four runs and six total bases in three games.
- ★ In six NCAA Tournament games (2018), he hit a team-leading .385 (10-for-26) with five runs and three doubles ... Batted leadoff in 52 games.

BATTING NOTES CONTINUED

10 ★ Ethan Paul, INF

L/R

5-10

185 lbs.

Sr.

Bellevue, Wash.

Year	avg	gp-gs	ab	r	h	2b	3b	hr	rbi	tb	slg%	bb	hbp	so	gdp	ob%	sf	sh	sb-att	po	a	e	fld%
2016	.305	54-45	167	33	51	14	2	4	31	81	.485	22	7	47	3	.406	1	1	9-13	107	62	12	.934
2017	.251	53-52	199	34	50	15	1	5	27	82	.412	18	8	47	3	.336	1	3	5-7	79	137	6	.973
2018	.237	62-62	228	43	54	12	1	10	44	98	.430	30	14	64	2	.358	2	1	18-19	96	146	6	.976
2019	.361	31-31	122	20	44	9	1	4	40	67	.549	9	2	22	0	.399	5	0	4-6	38	67	2	.981
TOTAL	.278	200-190	716	130	199	50	5	23	142	328	.458	79	31	180	8	.370	9	5	36-45	320	412	26	.966

- ★ Nation's No. 14-ranked senior according to Perfect Game.
- ★ Has driven in 34 runs in his last 20 games ... Belted the game-winning homer in the 11th inning at No. 4 Georgia on Friday.
- ★ Ranks second in the SEC with 40 RBIs and eighth in average (.361) ... Second on the team with 13 multi-hit games ... Has recorded a hit in 25 of 31 games.
- ★ Is batting a team-best .446 (29-for-65) with runners on base and team-best .477 (21-for-44) with runners in scoring position.
- ★ Started 110 consecutive games at second base (Feb. 22, 2017-present) making his fifth career start and first since 2016 at shortstop on opening day.
- ★ Selected in the 26th round (pick 775) of the 2018 MLB Draft by the Pittsburgh Pirates ... Finished second on the team in RBIs (44) and stolen bases (18).
- ★ Led the team in hit by pitches (14) and was third on the squad in home runs (10) in 2018 ... Helped turn 32 double plays while committing just six errors.
- ★ Named to the 2018 NCAA Clemson Regional All-Tournament Team after batting .333 (3-for-9) with two RBIs and a home run.
- ★ Struck a game-tying two-run homer during the ninth inning of the 2018 NCAA Nashville Super Regional (Game 3) against Mississippi State.
- ★ Produced an eight-game hitting streak from Feb. 23-March 4, 2018, and registered a base knock in 18 of the first 24 games.

2 ★ Harrison Ray, INF

R/R

5-11

190 lbs.

Jr.

Longwood, Fla.

Year	avg	gp-gs	ab	r	h	2b	3b	hr	rbi	tb	slg%	bb	hbp	so	gdp	ob%	sf	sh	sb-att	po	a	e	fld%
2017	.244	32-17	78	16	19	2	1	1	12	26	.333	11	1	20	4	.333	3	0	2-5	16	7	1	.958
2018	.242	42-22	91	13	22	4	3	1	14	35	.385	6	3	26	2	.307	1	0	5-6	28	33	6	.910
2019	.305	26-24	95	20	29	6	1	1	10	40	.421	5	3	27	0	.352	2	2	9-10	39	44	3	.965
TOTAL	.265	100-63	264	49	70	12	5	3	36	101	.383	22	7	73	6	.331	6	2	16-21	83	84	10	.944

- ★ Has recorded a hit in 20 of his last 22 starts while driving in 10 and scoring 18 runs in that stretch ... Recorded multiple hits in five of his last nine games.
- ★ Belted his first homer of the season and recorded a team-high two hits Saturday at Georgia ... Team leader with nine stolen bases.
- ★ Made 22 starts in 2018, coming at four different positions including third base (13x), center field (5x), left field (2x) and right field (2x).
- ★ Batted .375 (6-for-16) with six runs in four appearances and three starts during the 2018 NCAA Tournament.
- ★ Paced the Dores with three triples including a one-out three bagger in the eighth inning during Game 2 of the 2018 NCAA Nashville Super Regional.
- ★ Recorded a pair of two-hit games at the 2018 Nashville Super Regional and logged at least one hit in all three games.

19 ★ Stephen Scott, UTL

L/R

5-11

200 lbs.

Sr.

Cary, N.C.

Year	avg	gp-gs	ab	r	h	2b	3b	hr	rbi	tb	slg%	bb	hbp	so	gdp	ob%	sf	sh	sb-att	po	a	e	fld%
2016	.091	18-1	22	2	2	0	0	0	2	2	.091	3	0	6	1	.200	0	0	0-0	1	0	0	1.000
2017	.227	38-32	119	25	27	4	0	2	11	37	.311	20	3	32	0	.347	2	0	3-3	34	2	0	1.000
2018	.268	53-47	168	42	45	11	0	15	41	101	.601	34	10	50	1	.420	0	1	6-8	302	37	4	.988
2019	.322	31-31	118	29	38	10	0	3	25	57	.483	21	5	26	0	.441	1	0	1-1	129	10	2	.986
TOTAL	.262	140-111	427	98	112	25	0	20	79	197	.461	78	18	114	2	.395	3	1	10-12	466	49	6	.988

- ★ 2019 Collegiate Baseball Preseason All-American ... Nation's No. 22-ranked senior (Perfect Game).
- ★ In his last 20 games, has gone 26-for-78 (.333) with 22 runs, 14 RBIs, 13 walks and six doubles ... Saw his 23-game on-base streak end Tuesday vs. WKU.
- ★ Has recorded a multi-hit outing in seven of his last 17 games ... Set a career high with four hits on March 22 and belted a grand slam March 23 vs. Florida.
- ★ Selected in the 31st round of the 2018 MLB Draft by the Miami Marlins ... Started 47 games and appeared in 53 matchups in 2018.
- ★ Led Vandy and ranked seventh in the SEC with 15 home runs in 2018 ... Belted nine homers in his final 14 games including two vs. Tennessee and Clemson.
- ★ Recorded at least one hit in 16 of his final 19 games in 2018, batting .364 (24-for-66) with 21 runs, 20 RBIs, 13 walks and 10 homers during the stretch.
- ★ Named a 2018 Collegiate Baseball National Player of the Week in consecutive weeks on May 14 and May 21.
- ★ Led Vandy with a .601 slugging percentage and was second in total bases (101) and walks (34) in 2018.

8 ★ Isaiah Thomas, OF

R/R

6-2

190 lbs.

Fr.

Palm Beach Gardens, Fla.

Year	avg	gp-gs	ab	r	h	2b	3b	hr	rbi	tb	slg%	bb	hbp	so	gdp	ob%	sf	sh	sb-att	po	a	e	fld%
2019	.000	8-0	2	0	0	0	0	0	0	0	.000	0	0	0	0	.000	0	0	0-0	3	0	0	1.000
TOTAL	.000	8-0	2	0	0	0	0	0	0	0	.000	0	0	0	0	.000	0	0	0-0	3	0	0	1.000

- ★ Has appeared in eight games ... Went 0-for-1 on on March 26 vs. Lipscomb ... Made his collegiate debut on Feb. 16 vs. Cal State Fullerton.
- ★ Lettered four years in baseball at The Benjamin School (Florida) ... Also lettered three years in bowling.
- ★ Ranked as the No. 26 overall outfielder nationally in the class of 2018 by Perfect Game ... 2018 Rawlings-Perfect Game 3rd Team All-American.
- ★ Batted .490 with 34 RBIs, eight home runs and 16 stolen bases as a senior.
- ★ His second cousin (dad's side) is five-time NBA Champion and former San Antonio Spurs legend, Tim Duncan.

PITCHING NOTES

43 ★ Austin Becker, RHP

R/R

6-5

190 lbs.

Fr.

Columbus, Ohio

Year	era	w-l	app	gs	cg	sho	sv	ip	h	r	er	bb	so	2b	3b	hr	bf	bavg	wp	hbp	bk	sfa	sha
2019	6.75	0-0	2	0	0	0/0	1	4.0	3	4	3	4	9	0	0	0	20	.200	1	1	0	0	0
TOTAL	6.75	0-0	2	0	0	0/0	1	4.0	3	4	3	4	9	0	0	0	20	.200	1	1	0	0	0

- ★ Nation's No. 38-ranked freshman (Perfect Game) ... SEC's No. 29-ranked prospect for the 2021 MLB Draft (D1Baseball).
- ★ Made his collegiate debut on March 5, striking out eight Davidson batters in 3.0 hitless innings while picking up the save.
- ★ Lettered four years in baseball and two years in basketball at Big Walnut High School (Ohio).
- ★ Ranked as the nation's No. 7 unsigned player according to Baseball America ... Named a 2018 Rawlings-Perfect Game 1st Team All-American.
- ★ Ranked as Ohio's top overall player in the class of 2018 by Perfect Game as well as the No. 11 right-handed pitcher nationally by the publication.
- ★ Father Kevin Becker played professional baseball in the Boston Red Sox and Cleveland Indians organization.
- ★ Drafted by the Texas Rangers in the 37th round of the 2018 MLB Draft.

21 ★ Tyler Brown, RHP

R/R

6-4

242 lbs.

So.

Ashland, Ohio

Year	era	w-l	app	gs	cg	sho	sv	ip	h	r	er	bb	so	2b	3b	hr	bf	bavg	wp	hbp	bk	sfa	sha
2018	6.03	1-5	20	2	0	0/0	3	37.1	42	26	25	11	41	8	0	3	165	.286	2	4	0	2	1
2019	1.64	1-0	13	0	0	0/1	6	22.0	16	4	4	4	32	3	0	0	86	.198	2	0	0	1	0
TOTAL	4.40	2-5	33	2	0	0/1	9	59.1	58	30	29	15	73	11	0	3	251	.254	4	4	0	3	1

- ★ Has allowed just two runs in his last 12 outings (20.1 innings) while striking out 31 ... Picked up his first win of the season on Friday at No. 4 Georgia.
- ★ Seventh in the SEC and 26th nationally with six saves ... Finished tied for third among Vanderbilt pitchers with 20 appearances in 2018.
- ★ Struck out at least one batter in 16 outings in 2018 including a season-high six on Feb. 25 against UMass-Lowell and March 18 at Mississippi State.
- ★ Did not permit a walk in 11 appearances and walked one or fewer in 19 of 20 outings ... Did not allow a home run over his last 13 outings (22.2 innings).
- ★ Threw 50-plus pitches five times including a season-high 75 against Texas A&M on May 22 at the 2018 SEC Tournament.
- ★ Drafted by the Cincinnati Reds in the 26th round of the 2017 MLB Draft after lettering four years at Olentangy Orange High School (Ohio).

39 ★ Jake Eder, LHP

L/L

6-4

210 lbs.

So.

Ocean Ridge, Fla.

Year	era	w-l	app	gs	cg	sho	sv	ip	h	r	er	bb	so	2b	3b	hr	bf	bavg	wp	hbp	bk	sfa	sha
2018	5.45	1-4	11	9	0	0/0	0	33.0	25	22	20	22	37	5	0	4	147	.210	4	1	0	2	3
2019	2.79	0-0	10	0	0	0/1	2	19.1	11	9	6	9	22	0	0	1	77	.167	1	1	0	0	1
TOTAL	4.47	1-4	21	9	0	0/1	2	52.1	36	31	26	31	59	5	0	5	224	.195	5	2	0	2	4

- ★ Nation's No. 38-ranked sophomore (Perfect Game) ... SEC's No. 21-ranked prospect for the 2020 MLB Draft (D1Baseball).
- ★ Has not allowed a run in six of 10 outings ... Retired all 13 batters faced in 4.1 innings against Tennessee last Sunday.
- ★ Picked up his first collegiate save, striking out two in the ninth inning to lock up Vanderbilt's 5-4 win against Evansville on Feb. 20.
- ★ Made nine starts and 11 overall appearances, going 1-4 with a 5.45 ERA as a freshman in 2018.
- ★ Picked up his first collegiate win during his debut on Feb. 21, 2018, limiting Presbyterian to one hit in four scoreless innings while striking out four.
- ★ Held opponents to three runs or fewer in seven of his nine starts in 2018 ... Struck out 37 batters across 33 innings.
- ★ Drafted by the New York Mets in the 34th round of the 2017 MLB Draft after lettering three years at Delray Beach Atlantic High School (Florida).

66 ★ Drake Fellows, RHP

L/R

6-5

205 lbs.

Jr.

Plainfield, Ill.

Year	era	w-l	app	gs	cg	sho	sv	ip	h	r	er	bb	so	2b	3b	hr	bf	bavg	wp	hbp	bk	sfa	sha
2017	3.30	3-3	16	10	0	0/0	1	62.2	54	28	23	17	68	9	1	9	268	.226	8	7	1	2	3
2018	3.92	7-4	16	16	0	0/3	0	96.1	75	47	42	35	107	8	1	7	398	.217	12	7	1	4	6
2019	3.44	6-0	8	8	1	1/0	0	49.2	40	19	19	22	58	10	0	3	215	.220	7	10	0	1	0
TOTAL	3.62	16-7	40	34	1	1/3	1	208.2	169	94	84	74	233	27	2	19	881	.221	27	24	2	7	9

- ★ 2019 Collegiate Baseball Preseason All-American ... 2019 Perfect Game Preseason All-American.
- ★ Nation's No. 39-ranked junior (Perfect Game) ... SEC's No. 27-ranked prospect for the 2019 MLB Draft (D1Baseball).
- ★ Named D1Baseball.com's No. 94 ranked collegiate prospect for the 2019 MLB Draft.
- ★ Has not allowed more than two earned runs in four consecutive starts ... Has tossed six-plus innings in six of his last seven starts.
- ★ Tossed Vanderbilt's first complete-game shutout since 2017 on March 22, lifting Vanderbilt to a 5-0 win against No. 14 Florida.
- ★ Allowed just one extra-base hit in nine innings of work against Florida ... Surpassed 200.0 career innings against Tennessee.
- ★ Tied for the SEC lead in victories (6) ... Has fanned eight-plus batters in four of his last seven starts ... Team leader with 58 strikeouts.
- ★ Set a new career high with 13 strikeouts on March 1 vs. Dayton ... 13 punchouts were the most for a Vandy pitcher since Kyle Wright on May 6, 2017.
- ★ Friday night starter who posted a 7-4 record and 3.92 ERA in 2018 ... Led the Commodores with 107 strikeouts (46th nationally) in 96.1 innings.
- ★ Struck out six-or-more batters in 11 of 16 starts in 2018 ... Allowed just 12 extra-base hits in his last 76.2 innings.
- ★ Became the first sophomore since 2012 to start on Opening Day, doing so in 2018 ... Tossed five-plus innings in 14 of his 16 starts.

PITCHING NOTES CONTINUED

32 ★ Hugh Fisher, LHP R/L 6-5 185 lbs. So. Eads, Tenn.

Year	era	w-l	app	gs	cg	sho	sv	ip	h	r	er	bb	so	2b	3b	hr	bf	bavg	wp	hbp	bk	sfa	sha
2018	1.93	2-0	8	0	0	0/0	0	9.1	6	5	2	6	8	0	0	0	39	.194	2	2	0	0	0
2019	1.69	1-0	9	0	0	0/1	2	16.0	15	4	3	9	19	3	0	1	75	.234	1	2	0	0	0
TOTAL	1.78	3-0	17	0	0	0/1	2	25.1	21	9	5	15	27	3	0	1	114	.221	3	4	0	0	0

- ★ Nation's No. 17-ranked sophomore (Perfect Game) ... SEC's No. 27-ranked prospect for the 2020 MLB Draft (D1Baseball).
- ★ Has allowed just three earned runs in 16.0 innings ... Matched a career-high with five strikeouts while earning the save Saturday against Tennessee.
- ★ Secured his third career win and first of the season, holding Evansville off the scoreboard while striking out four in 2.1 innings on Feb. 20.
- ★ Made eight relief appearances, posting a 1.94 ERA in 2018 ... Limited opponents to a .194 batting average in 9.1 innings while striking out eight.
- ★ Did not allow an earned run in his first seven outings ... Picked up a win in each of his last two appearances.
- ★ Named a Rawlings-Perfect Game Second-Team All-American as a senior at Briarcrest Christian High School (Eads, Tenn.).

49 ★ AJ Franklin, LHP L/L 6-2 180 lbs. R-Jr. Lebanon, Tenn.

Year	era	w-l	app	gs	cg	sho	sv	ip	h	r	er	bb	so	2b	3b	hr	bf	bavg	wp	hbp	bk	sfa	sha
2018	0.00	0-0	3	0	0	0/1	0	2.2	0	0	0	1	2	0	0	0	7	.000	0	0	0	0	0
2019	11.12	0-0	6	0	0	0/0	0	5.2	5	7	7	5	7	1	0	2	31	.217	0	3	0	0	0
TOTAL	7.56	0-0	9	0	0	0/1	0	8.1	5	7	7	6	9	1	0	2	38	.172	0	3	0	0	0

- ★ Has permitted just three hits and one run in his last five outings (4.2 innings) ... Closed out Vandy's 15-2 win vs. Florida on Friday, tossing one hitless frame.
- ★ Allowed six runs, including two home runs, while walking three in one inning against Cal State Fullerton on opening weekend.
- ★ Made three appearances during his first campaign on the mound in 2018, holding opponents hitless in 2.2 innings.
- ★ Missed the 2017 season with a knee injury after redshirting in 2016.

35 ★ Jackson Gillis, LHP R/L 6-3 225 lbs. Jr. Wilmington, Mass.

Year	era	w-l	app	gs	cg	sho	sv	ip	h	r	er	bb	so	2b	3b	hr	bf	bavg	wp	hbp	bk	sfa	sha
2017	3.60	0-0	16	0	0	0/2	0	15.0	9	8	6	11	19	3	0	2	65	.173	0	1	2	0	1
2018	4.81	4-1	20	1	0	0/0	1	33.2	33	19	18	17	44	7	1	5	160	.256	6	7	2	3	3
2019	6.75	1-1	4	0	0	0/0	0	4.0	2	4	3	5	5	0	0	0	20	.154	2	1	0	1	0
TOTAL	4.61	5-2	40	1	0	0/2	1	52.2	44	31	27	33	68	10	1	7	245	.227	8	9	4	4	4

- ★ Has allowed just two hits in his last two appearances (3.2 innings) including securing the win behind two scoreless frames vs. ETSU on March 6.
- ★ Posted a 4-1 record and 4.81 ERA across 20 appearances including one start in 2018 ... Struck out 39 batters while tossing 28.2 innings and walking nine.
- ★ First Commodore in the Tim Corbin era (2003-present) to record a win and save on the same day, coming in DH action vs. Ole Miss (April 15, 2018).
- ★ Tossed multiple innings in eight of 20 outings including three scoreless frames against Mississippi State (June 9) at the 2018 Nashville Super Regional.
- ★ Struck out multiple batters 13 times including over his first eight appearances of 2018 ... Did not permit a walk in 10 of his final 13 appearances.

55 ★ Joe Gobillot, LHP L/L 6-6 240 lbs. R-Fr. Houston, Texas

- ★ Has not made an appearance as a Commodore ... Did not compete during his inaugural season (2018) while recovering from injury.
- ★ Lettered four years in baseball at St. John's School (Texas) ... Named Rawlings-Perfect Game Honorable Mention All-American as a senior.
- ★ High school team captain as a junior and senior ... Rawlings-Perfect Game Underclass First-Team honoree as a junior.

44 ★ Mason Hickman, RHP R/R 6-6 230 lbs. So. Hendersonville, Tenn.

Year	era	w-l	app	gs	cg	sho	sv	ip	h	r	er	bb	so	2b	3b	hr	bf	bavg	wp	hbp	bk	sfa	sha
2018	5.21	8-2	16	13	1	1/0	0	74.1	71	45	43	30	66	14	1	10	319	.254	4	3	2	5	2
2019	2.19	3-0	9	3	0	0/1	2	37.0	25	9	9	8	50	9	1	1	142	.189	0	1	0	1	0
TOTAL	4.20	11-2	25	16	1	1/1	2	111.1	96	54	52	38	116	23	2	11	461	.234	4	4	2	6	2

- ★ Has allowed just four runs in his last seven outings (30.0 innings) highlighted by six scoreless innings each against Belmont and Lipscomb.
- ★ Permitted just an infield single in six scoreless innings against Lipscomb on Tuesday while striking out eight ... Fanned eight-plus batters in all three starts.
- ★ Struck out a career-high 12 batters in six scoreless innings during his first start of the season on March 19 vs. Belmont.
- ★ Secured the relief victory vs. Samford (March 12), holding the Bulldogs off the scoreboard across four innings.
- ★ Has not allowed a run in his last five outings (17.0 innings) while striking out 25.
- ★ Secured his first collegiate save on Feb. 24 vs. Pepperdine ... Allowed one hit in a scoreless inning of relief on Feb. 27 vs. Austin Peay.
- ★ Sunday starter who was named a Freshman All-American by Collegiate Baseball in 2018 ... Tied for third nationally among freshmen with eight victories.
- ★ Was one of three SEC freshmen to post a shutout in 2018, doing so with a seven-inning complete game victory against LSU on March 25.
- ★ During senior season at Pope John Paul II High School (Hendersonville, Tenn.) was named All-State, All-Region, and Tennessee Mr. Baseball Finalist.

PITCHING NOTES CONTINUED

45 ★ Chance Huff, RHP R/R 6-4 210 lbs. Fr. Niceville, Fla.

Year	era	w-l	app	gs	cg	sho	sv	ip	h	r	er	bb	so	2b	3b	hr	bf	bavg	wp	hbp	bk	sfa	sha
2019	6.61	2-0	6	4	0	0/0	0	16.1	15	12	12	12	19	7	0	0	78	.238	4	2	1	1	0
TOTAL	6.61	2-0	6	4	0	0/0	0	16.1	15	12	12	12	19	7	0	0	78	.238	4	2	1	1	0

- ★ Nation's No. 37-ranked freshman according to Perfect Game.
- ★ Has fanned five-plus batters in three of four starts including a career-high seven in six innings while picking up the win on March 5 vs. Davidson.
- ★ Picked up the win on opening day vs. Virginia, permitting three runs and two hits while walking two and striking out two (threw 33 pitches).
- ★ Lettered four years in baseball at Niceville High School (Florida) ... Named 2018 Rawlings-Perfect Game Honorable Mention All-American.
- ★ Ranked as Florida's No. 18 right-handed pitcher and No. 46 overall player in the class of 2018 by Perfect Game.
- ★ Tossed a no-hitter while striking out 12 batters against South Walton as a senior ... Team-high 74 strikeouts in 48 innings with a 1.90 ERA as a junior.
- ★ Named among Top 45 pitchers headed to college per Baseball America ... Served as team captain his senior year.

33 ★ Erik Kaiser, RHP R/R 6-5 205 lbs. So. Waterloo, Ill.

Year	era	w-l	app	gs	cg	sho	sv	ip	h	r	er	bb	so	2b	3b	hr	bf	bavg	wp	hbp	bk	sfa	sha
2019	12.00	0-0	1	1	0	0/0	0	3.0	4	4	4	0	4	0	1	1	14	.308	0	1	0	0	0
TOTAL	12.00	0-0	1	1	0	0/0	0	3.0	4	4	4	0	4	0	1	1	14	.308	0	1	0	0	0

- ★ Made his first collegiate start on March 6 vs. ETSU, allowing four runs on four hits while striking out four.
- ★ Made two scoreless appearances during his freshman campaign in 2018 ... Struck out one and did not allow a base runner at Long Beach St. (March 7).
- ★ Lettered three years in baseball and played varsity basketball at Waterloo High School (Illinois).
- ★ Named Rawlings-Perfect Game Honorable Mention and All-USA Today Second-Team All-State as a senior.

34 ★ Zach King, LHP L/L 6-6 210 lbs. Jr. Spring Hill, Tenn.

Year	era	w-l	app	gs	cg	sho	sv	ip	h	r	er	bb	so	2b	3b	hr	bf	bavg	wp	hbp	bk	sfa	sha
2017	2.56	2-1	25	0	0	0/0	0	38.2	24	14	11	17	31	5	0	3	163	.174	4	4	0	0	4
2018	3.46	1-4	21	3	0	0/1	3	52.0	45	22	20	21	51	8	0	1	221	.237	2	6	0	1	3
2019	5.48	0-2	10	3	0	0/2	1	21.1	20	13	13	10	29	0	1	0	94	.256	1	4	0	1	1
TOTAL	3.54	3-7	56	6	0	0/3	4	112.0	89	49	44	48	111	13	1	4	478	.219	7	14	0	2	8

- ★ SEC's No. 19-ranked prospect for the 2019 MLB Draft.
- ★ Has allowed just three hits in five consecutive scoreless outings (5.2 innings) after permitting 13 runs in his first four games including three starts.
- ★ Struck out the side in an inning of work, helping Vandy to a 4-2 win vs. Tennessee ... Struck out seven Dayton batters in 4.1 innings on March 2.
- ★ Posted a 1-4 record alongside a 3.46 ERA in 21 appearances and three starts in 2018 ... His 21 appearances were tied with Reid Schaller for the team lead.
- ★ Limited opponents to a .237 average while leading all Vandy relievers with 51 strikeouts and 52.0 innings pitched in 2018.
- ★ Held opponents to nine extra-base hits including just one home run while adding three saves in 2018 ... Struck out three or more batters 12 times.
- ★ Did not allow an earned run in four of his final six appearances in 2018, posting a 2.28 ERA over 19.2 innings.
- ★ Did not permit an earned run in 10 appearances of 2018, all coming in his final 17 outings ... Held foes to one walk or fewer in 16 of his 21 appearances.

29 ★ Patrick Raby, RHP R/R 6-3 230 lbs. Sr. Knoxville, Tenn.

Year	era	w-l	app	gs	cg	sho	sv	ip	h	r	er	bb	so	2b	3b	hr	bf	bavg	wp	hbp	bk	sfa	sha
2016	2.61	7-1	15	10	0	0/1	2	58.2	35	17	17	19	63	5	0	3	220	.174	2	0	2	0	0
2017	2.73	10-4	16	16	1	0/1	0	105.1	89	38	32	30	87	16	0	7	426	.231	5	4	0	1	5
2018	3.57	5-5	16	12	0	0/1	0	68.0	69	29	27	33	57	11	2	6	299	.271	6	5	0	2	4
2019	2.47	5-1	8	8	0	0/0	0	40.0	30	13	11	22	38	1	0	1	169	.214	3	2	1	3	2
TOTAL	2.88	27-11	55	46	1	0/3	2	272.0	223	97	87	104	245	33	2	17	1114	.227	16	11	3	6	11

- ★ Nation's No. 14-ranked senior according to Perfect Game.
- ★ Matched Sonny Gray for second in team history with 27th career victory, coming vs. Tennessee ... Two shy of the program record (Jeff Peeples' 29)
- ★ Fourth in the SEC in ERA (2.47) ... Secured his fourth win, holding No. 14 Florida to one hit in six innings ... Held No. 19 Texas A&M to three hits in five frames.
- ★ Has allowed just two extra-base hits in 40.0 innings and seven starts this season.
- ★ Tied Jim Gibbs (1981-84) for third in program history with his 25th career victory on March 10 against Illinois State (5.0 IP, 4 H, 1 ER, 5 K).
- ★ Has not allowed more than one earned run in five of his eight starts ... Has fanned five-plus batters in five of his eight starts.
- ★ In eight starts, including four vs. ranked opponents, has held foes to a .214 batting average in 40.0 innings.
- ★ Recorded his 200th career strikeout in his hometown of Knoxville on May 12, 2018, at Tennessee while limiting the Volunteers to two runs.
- ★ Struck out four-or-more batters on eight occasions in 2018 ... Held opponents to a .230 batting average (29-for-126) with runners on base.
- ★ Fanned a season-high eight batters without allowing an earned run in five innings of three-hit ball against TCU on March 11, 2018.
- ★ Former Collegiate Baseball Freshman All-American (2016) ... Three-time All-American at Knoxville Farragut High School.

PITCHING NOTES CONTINUED

80 ★ Kumar Rocker, RHP

R/R

6-4

255 lbs.

Fr.

Athens, Ga.

Year	era	w-l	app	gs	cg	sho	sv	ip	h	r	er	bb	so	2b	3b	hr	bf	bavg	wp	hbp	bk	sfa	sha
2019	6.00	2-3	7	4	0	0/0	0	24.0	33	19	16	6	26	5	1	1	116	.314	3	3	1	0	2
TOTAL	6.00	2-3	7	4	0	0/0	0	24.0	33	19	16	6	26	5	1	1	116	.314	3	3	1	0	2

- ★ Nation's top-ranked freshman (Perfect Game) ... SEC's No. 3-ranked prospect for the 2021 MLB Draft (D1Baseball).
- ★ Second-highest rated high school right-handed pitcher in the 2018 MLB Draft by MLB.com.
- ★ Allowed just five earned runs over five appearances from Feb. 24-March 23 (19.0 innings) ... Allowed 10 hits and six earned runs last time out vs. Tennessee.
- ★ Helped Vandy lock up a sweep of Florida on March 23, limiting the Gators to two earned runs while setting a career-high with six strikeouts.
- ★ Made his second career start Sunday at Texas A&M, allowing eight hits and four runs (two earned) while striking out four in 5.2 innings.
- ★ Struck out five Pepperdine batters on Feb. 23 while picking up his first collegiate victory alongside three scoreless innings.
- ★ Allowed five hits and five runs against TCU in his first collegiate start (1.1 innings) on opening weekend.
- ★ Struck out eight consecutive Oklahoma State batters on Oct. 20 (fall exhibition) as part of three hitless innings.
- ★ Tabbed the nation's third-ranked right-handed pitcher and eight-best overall player in the 2018 class by Perfect Game.
- ★ Honored as the 2017-18 Gatorade Georgia Baseball Player of the Year... Tabbed an Under Armour All-American.
- ★ Lettered four years in baseball and two years in football at North Oconee High School (Athens, Ga.).
- ★ Father, Tracy, played college football at Auburn and was the first SEC player to win both the Lombardi Award and the Outland Trophy.

27 ★ Ethan Smith, RHP

R/R

6-1

200 lbs.

Fr.

Mt. Juliet, Tenn.

Year	era	w-l	app	gs	cg	sho	sv	ip	h	r	er	bb	so	2b	3b	hr	bf	bavg	wp	hbp	bk	sfa	sha
2019	3.63	3-0	8	0	0	0/1	0	17.1	9	7	7	13	22	3	0	0	75	.150	2	2	0	0	0
TOTAL	3.63	3-0	8	0	0	0/1	0	17.1	9	7	7	13	22	3	0	0	75	.150	2	2	0	0	0

- ★ Has not allowed a run in four of his last six appearances ... Held No. 14 Florida hitless in an inning ... Tossed two hitless innings on Tuesday vs. WKU.
- ★ Struck out five batters in 3.2 scoreless innings, permitting just one hit, while securing his second victory on March 2 against Dayton.
- ★ Secured his first collegiate victory, holding Southeast Missouri scoreless in 2.2 relief innings while striking out four on Feb. 26.
- ★ Struck out four Evansville batters in 1.1 relief innings while allowing two hits, two runs and two walks on Feb. 20.
- ★ Permitted two runs and one hit while striking out one and walking another in his collegiate debut on opening weekend against Cal State Fullerton.
- ★ Recognized as Tennessee's top right-handed pitcher and the state's third-best overall player in the class of 2018 by Perfect Game.
- ★ Threw the first perfect game in the history of the Perfect Game Tournament in Jupiter, Fla.... 2018 Rawlings-Perfect Game First-Team All-American.
- ★ Led Mt. Juliet (Tenn.) High School to the 2016 and 2018 District 9-AAA title ... Captain of the team as a junior and a senior.
- ★ Brother, Brandon, played baseball at Tennessee Tech; brother Austin, played at Columbia State CC and other brother, Jonathan played at Tufts University.

HITTING STREAKS

PLAYER	LONGEST	CURRENT
Paul	14	3
Martin	12	--
Bleday	11	11
Ray	10	3
DeMarco	9	--
Davis	9	--
Clarke	7	--
Gonzalez	7	1
Scott	6	--
Infante	6	1
Grisanti	2	--
Duvall	2	2
Fentress	1	--
Keegan	1	1
Malloy	1	--

REACHED-BASE STREAKS

PLAYER	LONGEST	CURRENT
Davis	28	28
Scott	23	--
Martin	23	1
Bleday	19	11
Gonzalez	15	1
Paul	14	3
DeMarco	14	--
Ray	11	3
Infante	11	2
Clarke	10	10
Duvall	6	3
Grisanti	5	--
Hayes	2	2
Fentress	2	--
Malloy	2	1
Hogan	1	1
Kolwyck	1	1
Keegan	1	--

SCORELESS-INNING STREAK

PLAYER	LONGEST	CURRENT
Hickman	25.0	4.1
Brown	16.2	16.2
Raby	15.2	--
Fellows	9.0	4.1
Huff	6.2	0.1
Smith	6.2	4.0
Fisher	5.2	1.0
King	5.2	5.2
Eder	4.2	2.1
Franklin	4.1	0.1
Rocker	4.1	--
Gillis	3.1	--
Kaiser	2.0	--

2019 REGULAR SEASON DAY-BY-DAY

GM#	DATE	D/N	OPPONENT	SCORE	REC.	SEC REC.	GA/GB	PITCHER OF RECORD	ATTEND.	TIME
1	2/15	N	Virginia#	W, 15-9	1-0	0-0	--	Chance Huff (1-0)	1,747	4:04
2	2/16	D	Cal State Fullerton#	W, 14-9	2-0	0-0	--	Patrick Raby (1-0)	2,176	3:26
3	2/17	D	TCU#	L, 10-2	2-1	0-0	--	Kumar Rocker (0-1)	1,738	3:11
4	2/20	D	EVANSVILLE	W, 5-4	3-1	0-0	--	Hugh Fisher (1-0)	2,665	3:32
5	2/24	D	PEPPERDINE	W, 6-3	4-1	0-0	--	Drake Fellows (1-0)	2,837	2:56
6	2/24	D	PEPPERDINE	W, 6-2	5-1	0-0	--	Kumar Rocker (1-1)	--	2:49
8	2/26	D	SE MISSOURI ST.	W, 11-3	6-1	0-0	--	Ethan Smith (1-0)	2,700	3:20
9	2/27	D	AUSTIN PEAY	L, 7-6 (10)	6-2	0-0	--	Jackson Gillis (0-1)	2726	4:32
10	3/1	D	DAYTON	W, 11-3	7-2	0-0	--	Drake Fellows (2-0)	2,745	3:30
11	3/2	D	DAYTON	W, 5-1	8-2	0-0	--	Patrick Raby (2-0)	2,819	2:54
12	3/2	D	DAYTON	W, 2-0	9-2	0-0	--	Ethan Smith (2-0)	--	2:30
13	3/5	D	DAVIDSON	W, 24-2	10-2	0-0	--	Chance Huff (2-0)	2,776	3:26
14	3/6	D	ETSU	W, 12-4	11-2	0-0	--	Jackson Gillis (1-1)	2,665	2:58
15	3/8	D	ILLINOIS ST.	W, 10-4	12-2	0-0	--	Drake Fellows (3-0)	2,694	3:16
16	3/10	D	ILLINOIS ST.	W, 9-1	13-2	0-0	--	Patrick Raby (3-0)	2,866	2:52
17	3/10	D	ILLINOIS ST.	L, 7-3	13-3	0-0	--	Zach King (0-1)	--	3:13
18	3/12	N	SAMFORD	W, 11-6	14-3	0-0	--	Mason Hickman (1-0)	2,823	3:28
19	3/15	N	at Texas A&M*	W, 7-4	15-3	1-0	--	Drake Fellows (4-0)	5,774	3:37
20	3/16	D	at Texas A&M*	L, 8-7	15-4	1-1	1.0 GB	Zach King (0-2)	7,104	3:46
21	3/17	D	at Texas A&M*	L, 7-0	15-5	1-2	2.0 GB	Kumar Rocker (1-2)	5,385	2:32
22	3/19	N	vs. Belmont^	W, 3-0	16-5	1-2	2.0 GB	Mason Hickman (2-0)	1,032	2:54
23	3/21	N	FLORIDA*	W, 5-0	17-5	2-2	1.5 GB	Drake Fellows (5-0)	3,191	2:31
24	3/22	N	FLORIDA*	W, 15-2	18-5	3-2	1.5 GB	Patrick Raby (4-0)	3,626	3:22
25	3/23	D	FLORIDA*	W, 14-2	19-5	4-2	1.0 GB	Kumar Rocker (2-2)	3,626	2:54
26	3/26	N	vs. Lipscomb^	W, 15-1	20-5	4-2	1.0 GB	Mason Hickman (3-0)	1,277	3:01
27	3/29	N	TENNESSEE*	W, 4-2	21-5	5-2	1.0 GB	Drake Fellows (6-0)	3,626	3:19
28	3/30	N	TENNESSEE*	W, 10-4	22-5	6-2	0.5 GB	Patrick Raby (5-0)	3,512	3:01
29	3/31	D	TENNESSEE*	L, 7-6	22-6	6-3	1.0 GB	Kumar Rocker (2-3)	3,563	3:09
30	4/2	N	WESTERN KY.	W, 5-4 (10)	23-6	6-3	1.0 GB	Ethan Smith (3-0)	2,877	3:20
31	4/5	N	at Georgia*	W, 3-2 (11)	24-6	7-3	--	Tyler Brown (1-0)	3,188	3:40
32	4/6	D	at Georgia*	L, 8-3	24-7	7-4	1.0 GB	Patrick Raby (5-1)	3,117	2:57
33	4/7	D	at Georgia*							
34	4/9	N	at MTSU							
35	4/12	N	ARKANSAS*							
36	4/13	N	ARKANSAS*							
37	4/14	D	ARKANSAS*							
38	4/16	N	INDIANA ST.							
39	4/19	N	at Alabama*							
40	4/20	N	at Alabama*							
41	4/21	D	at Alabama*							
42	4/25	N	AUBURN*							
43	4/26	N	AUBURN*							
44	4/27	D	AUBURN*							
45	4/30	N	TENNESSEE TECH							
46	5/3	N	at South Carolina*							
47	5/4	N	at South Carolina*							
48	5/5	D	at South Carolina*							
49	5/7	N	at Louisville							
50	5/10	N	MISSOURI*							
51	5/11	D	MISSOURI*							
52	5/12	D	MISSOURI*							
53	5/14	N	MTSU							
54	5/16	N	at Kentucky*							
55	5/17	N	at Kentucky*							
56	5/18	D	at Kentucky*							

#Salt River Fields (Talking Stick, Ariz.)

^ First Tennessee Park (Nashville, Tenn.)

BOLD = Home Game (Hawkins Field)

* SEC Game

SEASON HIGHS AND LOWS

TEAM BATTING

Most runs, game _____ 24, vs. Davidson (3/5/19)
 Most runs, inning _____ 13, 3rd inn., vs. Davidson (3/5/19)
 Most hits, game _____ 19, vs. Florida (3/22/19)
 Most hits, inning _____ 8, 3rd inn., vs. Davidson (3/5/19)
 Fewest hits, game _____ 4, at Texas A&M (3/17/19)
 Most doubles, game _____ 6, vs. Davidson (3/5/19)
 Most triples, game _____ 2, vs. Virginia (2/15/19)
 Most home runs, game _____ 3, 2x, last vs. Lipscomb (3/27/19)
 Most home runs, inning _____ 2, 4x, last vs. Western Kentucky (4/2/19)
 Most extra-base hits _____ 7, 2x, last vs. Davidson (3/5/19)
 Most stolen bases, game _____ 4, vs. Dayton (3/1/19)
 Most walks, game _____ 17, vs. Davidson (3/5/19)
 Most strikeouts, game _____ 13, 2x, last vs. Austin Peay (2/27/19)
 Most hit by pitch, game _____ 3, 4x, last vs. Florida (3/23/19)
 Most left on base _____ 15, vs. Florida (3/22/19)

INDIVIDUAL BATTING

Most hits _____ 5, Ethan Paul vs. Florida (3/22/19)
 Most runs _____ 4, 4x, last JJ Bleday vs. Florida (3/23/19)
 Most doubles _____ 2, 4x, last Austin Martin vs. Western Kentucky (4/2/19)
 Most triples _____ 1, 12x, last Philip Clarke vs. Tennessee (3/31/19)
 Most home runs _____ 2, JJ Bleday vs. Lipscomb (3/27/19)
 Most extra-base hits _____ 3, Austin Martin vs. Western Kentucky (4/2/19)
 Most total bases _____ 8, 4x, last Austin Martin vs. Western Kentucky (4/2/19)
 Most RBIs _____ 7, Pat DeMarco vs. Davidson (3/5/19)
 Most stolen bases _____ 2, Harrison Ray vs. Illinois State (3/8/19)
 Most walks _____ 3, 3x, last Kiambu Fentress vs. Lipscomb (3/27/19)
 Most strikeouts _____ 3, 8x, last Ethan Paul at Georgia (4/5/19)
 Longest hitting streak _____ 14 games, Ethan Paul (2/15-3/10)

TEAM PITCHING

Most walks _____ 12, vs. Austin Peay (2/27/19)
 Fewest walks _____ 1, 3x, last vs. Western Kentucky (4/2/19)
 Most runs allowed, game _____ 10, vs. TCU (2/17/19)
 Most runs allowed, inning _____ 6, 7th inn., vs. CS Fullerton (2/16/19)
 Most hits allowed, game _____ 13, vs. TCU (2/17/19)
 Most hits allowed, inning _____ 5, 1st inn., vs. Tennessee (3/31/19)
 Fewest hits allowed, game _____ 3, vs. Florida (3/22/19)
 Most home runs allowed, game _____ 2, 2x, last at Georgia (4/6/19)
 Most consecutive scoreless inn. _____ 25 innings (3/17-22/19)

INDIVIDUAL PITCHING

Most innings pitched, starter _____ 9.0, Drake Fellows vs. Florida (3/21/19)
 Fewest innings pitched, starter _____ 0.2, Chance Huff vs. Samford (3/13/19)
 Most innings pitched, reliever _____ 5.0, Jake Eder at Georgia (4/6/19)
 Most strikeouts, starter _____ 13, Drake Fellows vs. Dayton (3/1/19)
 Most strikeouts, reliever _____ 8, Austin Becker vs. Davidson (3/5/19)
 Most walks allowed _____ 6, 2x, last Patrick Raby vs. Florida (3/22/19)
 Most runs allowed _____ 7, Kumar Rocker vs. Tennessee (3/31/19)
 Most earned runs allowed _____ 6, 2x, last Kumar Rocker vs. Tennessee (3/31/19)
 Most hits allowed _____ 10, Kumar Rocker vs. Tennessee (3/31/19)
 Fewest hits allowed, CG _____ 5, Drake Fellows vs. Florida (3/21/19)
 Most home runs allowed _____ 2, AJ Franklin vs. CS Fullerton (2/16/19)
 Most pitches thrown _____ 116, Drake Fellows vs. Florida (3/21/19)

MISCELLANEOUS TEAM

Longest winning streak _____ 7 games, 2x, last 3/19-30/19
 Longest losing streak _____ 2 games, 3/16-18
 Most games over .500 _____ 18 games, 4/5/19
 Most games under .500 _____
 Longest game, innings _____ 11 inn., at Georgia (4/5/19)
 Longest game, time _____ 4:32, vs. Austin Peay (2/27/19)
 Shortest game, time _____ 2:30 vs. Dayton (3/4/19)
 Largest crowd, Hawkins Field _____ 3,626 3x, last vs. Tennessee (3/29/19)
 Smallest crowd, Hawkins Field _____ 2,665, 2x, last vs. ETSU (3/6/19)
 Largest crowd, road _____ 7,104 at Texas A&M (3/16/19)
 Smallest crowd, road _____ 1,032 vs. Belmont (3/19/19)
 Largest winning margin _____ 22 runs, vs. Davidson (3/5/19)
 Largest losing margin _____ 8 runs, vs. TCU (2/17/19)
 Largest deficit overcome to win _____ 4 runs, vs. Illinois St. (3/8/19)
 Largest lead relinquished to lose _____ 5 runs, 2x, last at Texas A&M (3/16/19)
 Most double plays turned _____ 2, 2x, last at Georgia (4/6/19)
 Most double plays turned by opponent _____ 2, 2x, last vs. vs. Dayton (3/4/19)
 Most errors _____ 4, at Texas A&M (3/17/19)
 Most errors by an opponent _____ 5, vs. Davidson (3/5/19)
 Most stolen bases by an opponent _____ 3, vs. ETSU (3/6/19)

LAST HOME RUN

MULTI-HIT GAMES

MULTI-RBI GAMES

PLAYER	DATE, OPP.	AB SINCE	2H	3H	4H	5H	TOTAL	2RBI	3RBI	4RBI	5+RBI	TOTAL
Bleday	3/30/19 vs. Tennessee	16	8	3	--	--	11	9	1	--	1	11
Clarke	3/31/19 vs. Tennessee	10	8	1	--	--	9	5	2	2	1	10
Davis	--	--	9	1	1	--	11	4	2	--	--	6
DeMarco	3/5/19 vs. Davidson	29	3	--	--	--	3	--	--	--	1	1
Duvall	3/29/19 vs. Tennessee	10	2	1	--	--	3	--	--	1	--	1
Fentress	--	--	--	--	--	--	--	--	--	--	--	--
Gonzalez	2/20/19 vs. Evansville	32	7	--	--	--	7	2	--	--	--	2
Grisanti	4/5/19 at Georgia	1	1	--	1	--	2	1	1	--	--	2
Hayes	--	--	--	--	--	--	--	--	--	--	--	--
Hogan	--	--	--	--	--	--	--	--	--	--	--	--
Infante	4/6/19 at Georgia	1	1	--	--	--	1	--	--	--	--	--
Keegan	--	--	--	--	--	--	--	--	--	--	--	--
Kolwyck	--	--	--	--	--	--	--	--	--	--	--	--
Malcolm	--	--	--	--	--	--	--	--	--	--	--	--
Malloy	--	--	--	--	--	--	--	--	--	--	--	--
Martin	3/16/19 at Texas A&M	40	8	3	2	--	13	5	--	--	--	5
McMillan	--	--	--	--	--	--	--	--	--	--	--	--
Paul	4/5/19 at Georgia	4	9	3	--	1	13	3	3	--	3	9
Ray	4/6/19 at Georgia	3	8	--	--	--	8	2	--	--	--	2
Scott	3/23/19 vs. Florida	24	8	2	1	--	11	2	3	1	--	6

BREAKDOWNS

RUNS BY INNING	1	2	3	4	5	6	7	8	9	10+	TOTAL
VANDERBILT	42	26	42	32	29	23	26	21	5	3	249
OPPONENTS	18	15	20	19	8	12	17	7	10	2	128

PITCHING BREAKDOWN	W-L-S	ERA	IP	H	R	ER	BB	SO	HR
STARTERS	15-5	4.10	153.2	136	75	70	68	179	6
RELIEVERS	9-2-14	3.36	126.0	92	53	47	61	161	5

CATCHING BREAKDOWN	CS	SBA	CS%	PB	PICKOFFS
PHILIP CLARKE	9	15	37.5	5	0
TY DUVAL	2	4	33.3	1	0
DOMINIC KEEGAN	0	0	0.0	0	0
STEPHEN SCOTT	1	4	20.0	0	0

STARTS BY BATTING ORDER (TOTAL, W-L)

1st: Davis (28, 21-7), Clarke (1, 1-0), Grisanti (1, 1-0), Martin (1, 1-0)
2nd: Martin (24, 18-6), Ray (6, 5-1), Clarke (1, 1-0)
3rd: Bleday (31, 24-7)
4th: Scott (29, 23-6), Clarke (2, 1-1)
5th: Clarke (22, 18-4), DeMarco (5, 3-2), Scott (2, 1-1), Paul (1, 1-0), Ray (1, 1-0)
6th: DeMarco (15, 12-3), Ray (8, 6-2), Clarke (5, 3-2), Paul (3, 3-0)
7th: Paul (27, 20-7), Duvall (2, 2-0), Infante (2, 2-0)
8th: Raby (9, 6-3), Infante (8, 6-2), Duvall (6, 5-1), Fellows (6, 5-1), Gonzalez (2, 2-0)
9th: Gonzalez (11, 8-3), Ray (9, 7-2), Infante (7, 5-2), Fellows (1, 1-0), Raby (1, 1-0), Fentress (2, 2-0)

STARTS BY POSITION (TOTAL, W-L)

C: Clarke (21, 16-6), Duvall (8, 7-1), Scott (2, 1-1)
1B: Scott (14, 11-3), Infante (17, 13-4)
2B: Ray (18, 13-5), Martin (13, 11-2)
3B: Gonzalez (13, 10-3), Martin (12, 8-4), Ray (6, 6-0)
SS: Paul (31, 24-7)
LF: Davis (18, 13-5), Scott (12, 10-2), Grisanti (1, 1-0)
CF: DeMarco (20, 15-5), Davis (9, 7-2), Fentress (2, 2-0)
RF: Bleday (31, 24-7)
DH: Clarke (10, 8-2), Raby (10, 7-3), Fellows (7, 6-1), Scott (3, 2-1), Davis (1, 1-0)

HOME RUN NOTES

HOMERS AT HOME: 22
HOMERS ON THE ROAD: 6

SOLO HOMERS: 20
2-RUN HOMERS: 7

3-RUN HOMERS: 5
GRAND SLAMS: 3

2-HOME RUN GAMES BY VANDERBILT (1 IN 2019)

Last: JJ Bleday (2), 3/26/19 vs. Lipscomb

3-HOME RUN GAMES BY VANDERBILT (0 IN 2019)

Last: Connor Kaiser, 6/3/18 at Clemson

PINCH-HIT HOME RUNS BY VANDERBILT (2 IN 2019)

Last: Walker Grisanti, 4/5/19 at Georgia

GRAND SLAMS BY VANDERBILT (3 IN 2019)

Last: Stephen Scott, 3/23/19 vs. Florida

FIRST-INNING LEADOFF HOME RUNS BY VANDERBILT (0 IN 2019)

Last: Austin Martin, 2/18/18 vs. Duke

WALK-OFF HOME RUNS (0 IN 2019)

Last: JJ Bleday, 6/9/18 vs. Mississippi State, 11th inning

INSIDE-THE-PARK HOME RUNS BY VANDERBILT (0 IN 2019)

Last: Will Toffey, 3/22/17 vs. Belmont

BACK-TO-BACK HOME RUNS BY VANDERBILT (1 IN 2019)

Last: Austin Martin, JJ Bleday, 4/2/19 vs. Western Kentucky, 9th inning

CAREER HIGHS

43 ★ Austin Becker

Innings Pitched: 3.0, vs. Davidson (3/5/19)
Strikeouts: 8, vs. Davidson (3/5/19)
Hits Allowed: None
Walks Allowed: 2, vs. Davidson (3/5/19)
Runs Allowed: None

51 ★ JJ Bleday

Hits: 3, 8x, last vs. ETSU (3/6/19)
Runs: 4, vs. Florida (3/23/19)
RBI: 5, vs. Lipscomb (3/26/19)
Walks: 5, vs. Middle Tennessee (5/15/18)
HRs: 2, vs. Lipscomb (3/26/19)
Strikeouts: 3, 2x, last at Texas A&M (3/15/19)
Stolen Bases: 1, 2x, last vs. Clemson (6/2/18)

21 ★ Tyler Brown

Innings Pitched: 5.0, vs. Texas A&M (5/22/18)
Strikeouts: 6, 3x, last vs. Illinois St. (3/8/19)
Hits Allowed: 6, at Florida (3/31/18)
Walks Allowed: 3, vs. Mississippi St. (6/10/18)
Runs Allowed: 6, at Florida (3/31/18)

5 ★ Philip Clarke

Hits: 3, 6x, last vs. Tennessee (3/31/19)
Runs: 3, 2x, vs. Samford (3/12/19)
RBI: 5, vs. Cal State Fullerton (2/16/19)
Walks: 4, vs. UMass-Lowell (2/23/18)
HRs: 2, vs. Clemson (6/3/18)
Strikeouts: 2, 12x, last at Georgia (4/5/19)
Stolen Bases: 2, vs. UMass-Lowell (2/25/18)

3 ★ Cooper Davis

Hits: 4, vs. SEMO (2/26/19)
Runs: 3, 2x, last vs. Tennessee (3/30/19)
RBI: 3, 2x, last at Texas A&M (3/15/19)
Walks: 2, 4x, last vs. WKU (4/2/19)
HRs: None
Strikeouts: 2, 3x, last at Georgia (4/5/19)
Stolen Bases: 1, 7x, last vs. Tennessee (3/30/19)

18 ★ Pat DeMarco

Hits: 3, 5x, last vs. Mississippi St. (6/8/18)
Runs: 3, 2x, last vs. Davidson (3/5/19)
RBI: 7, vs. Davidson (3/5/19)
Walks: 2, 3x, last vs. Mississippi St. (6/10/18)
HRs: 1, 12x, last vs. Davidson (3/5/19)
Strikeouts: 3, 4x, last at Texas A&M (3/17/19)
Stolen Bases: 2, 2x, last at Tenn. (5/11/18)

20 ★ Ty Duvall

Hits: 3, 2x, last vs. Florida (3/22/19)
Runs: 3, vs. Middle Tennessee (5/15/18)
RBI: 4, 2x, last vs. Florida (3/22/19)
Walks: 3, vs. Middle Tennessee (5/15/18)
HRs: 1, 4x, last vs. Tennessee (3/29/19)
Strikeouts: 3, 2x, last vs. Samford (3/12/19)
Stolen Bases: 1, at Missouri (4/21/18)

39 ★ Jake Eder

Innings Pitched: 5.0, 4x, last at Georgia (4/6/19)
Strikeouts: 7, at Long Beach State (3/7/18)
Hits Allowed: 6, 2x, last at MTSU (4/3/18)
Walks Allowed: 5, vs. Louisville (5/1/18)
Runs Allowed: 5, vs. Louisville (5/1/18)

66 ★ Drake Fellows

Innings Pitched: 9.0, vs. Florida (3/22/19)
Strikeouts: 13, vs. Dayton (3/1/19)
Hits Allowed: 8, 2x, last vs. Ole Miss (4/13/18)
Walks Allowed: 6, at Texas A&M (3/15/19)
Runs Allowed: 7, 2x, last vs. Miss. St. (6/8/18)

13 ★ Kiambu Fentress

Hits: 1, 2x, last vs. Illinois State (3/10/19)
Runs: 2, vs. Lipscomb (3/26/19)
RBI: 1, vs. Austin Peay (2/27/18)
Walks: 3, vs. Lipscomb (3/26/19)
HRs: None
Strikeouts: 1, 5x, last vs. WKU (4/2/19)
Stolen Bases: 1, vs. Lipscomb (3/26/19)

32 ★ Hugh Fisher

Innings Pitched: 3.0, vs. Illinois State (3/10/19)
Strikeouts: 5, 2x, last vs. Tennessee (3/30/19)
Hits Allowed: 3, 3x, last vs. Illinois St. (3/10/19)
Walks Allowed: 2, 3x, last vs. Dayton (3/2/19)
Runs Allowed: 3, vs. Ole Miss (4/15/18)

49 ★ AJ Franklin

Innings Pitched: 1.0, 7x, last vs. LIP (3/26/19)
Strikeouts: 3, vs. SEMO (2/26/19)
Hits Allowed: 2, 2x, last vs. Lipscomb (3/26/19)
Walks Allowed: 3, vs. CS Fullerton (2/16/19)
Runs Allowed: 6, vs. Cal St. Fullerton (2/16/19)

35 ★ Jackson Gillis

Innings Pitched: 3.2, vs. Duke (2/16/18)
Strikeouts: 5, vs. UMass-Lowell (2/24/18)
Hits Allowed: 4, vs. TCU (3/11/18)
Walks Allowed: 4, vs. Texas A&M (3/25/17)
Runs Allowed: 4, 2x, last at Tennessee (5/13/18)

55 ★ Joe Gobillot

Innings Pitched: None
Strikeouts: None
Hits Allowed: None
Walks Allowed: None
Runs Allowed: None

99 ★ Jayson Gonzalez

Hits: 4, 2x, last vs. Austin Peay (2/27/18)
Runs: 3, vs. Middle Tennessee (5/15/18)
RBI: 5, vs. UMass-Lowell (2/24/18)
Walks: 2, vs. Evansville (2/20/19)
HRs: 2, vs. UMass-Lowell (2/24/18)
Strikeouts: 3, 5x, last at Tennessee (5/12/18)
Stolen Bases: 1, 3x, last vs. Illinois St. (3/10/19)

17 ★ Walker Grisanti

Hits: 4, vs. ETSU (3/6/19)
Runs: 3, vs. Xavier (3/12/16)
RBI: 3, 3x, last vs. ETSU (3/6/19)
Walks: 3, at UCLA (3/9/18)
HRs: 1, 3x, last at Georgia (4/5/19)
Strikeouts: 3, 4x, last vs. Austin Peay (2/27/19)

30 ★ Sterling Hayes

Hits: None
Runs: 1, 2x, last vs. Davidson (3/5/19)
RBI: None
Walks: 1, 2x, last vs. Davidson (3/5/19)
HRs: None
Strikeouts: None
Stolen Bases: None

44 ★ Mason Hickman

Innings Pitched: 7.0, 3x, last vs. WKU (4/2/19)
Strikeouts: 12, vs. Belmont (3/19/19)
Hits Allowed: 8, at Florida (4/1/18)
Walks Allowed: 6, at Tennessee (5/13/18)
Runs Allowed: 6, vs. Kentucky (5/19/18)

11 ★ Matt Hogan

Hits: None
Runs: 1, vs. Davidson (3/5/19)
RBI: None
Walks: 1, vs. Davidson (3/5/19)
HRs: None
Strikeouts: 1, vs. Davidson (3/5/19)
Stolen Bases: None

45 ★ Chance Huff

Innings Pitched: 6.0, vs. Davidson (3/5/19)
Strikeouts: 7, vs. Davidson (3/5/19)
Hits Allowed: 6, vs. Davidson (3/5/19)
Walks Allowed: 3, 3x, last vs. Samford (3/12/19)
Runs Allowed: 3, 2x, last vs. Austin Peay (2/27/19)

22 ★ Julian Infante

Hits: 4, vs. Belmont (3/22/17)
Runs: 4, vs. Belmont 3/22/17
RBI: 7, vs. Missouri 3/22/17
Walks: 3, vs. Saint Mary's G2 (3/12/17)
HRs: 1, 20x, last vs. Lipscomb (3/26/19)
Strikeouts: 4, 2x, last vs. UMass-Lowell (2/23/18)
Stolen Bases: 1, 2x, last at Florida (3/31/18)

33 ★ Erik Kaiser

Innings Pitched: 3.0, vs. ETSU (3/6/19)
Strikeouts: 4, vs. ETSU (3/6/19)
Hits Allowed: 4, vs. ETSU (3/6/19)
Walks Allowed: None
Runs Allowed: 4, vs. ETSU (3/6/19)

12 ★ Dominic Keegan

Hits: None
Runs: None
RBI: None
Walks: None
HRs: None
Strikeouts: 1, 3x, last vs. ETSU (3/6/19)
Stolen Bases: None

34 ★ Zach King

Innings Pitched: 6.1, vs. Kentucky (5/18/18)
Strikeouts: 7, vs. Dayton (3/2/19)
Hits Allowed: 7, vs. UMass-Lowell (2/24/18)
Walks Allowed: 4, at Clemson (6/2/18)
Runs Allowed: 5, vs. Illinois State (3/10/19)

16 ★ Tate Kolwyck

Hits: None
Runs: None
RBI: None
Walks: 1, vs. Davidson (3/5/19)
HRs: None
Strikeouts: None
Stolen Bases: None

36 ★ John Malcom

Hits: None
Runs: None
RBI: 1, vs. Davidson (3/5/19)
Walks: None
HRs: None
Strikeouts: None
Stolen Bases: None

42 ★ Justyn-Henry Malloy

Hits: 1, vs. Cal State Fullerton (2/16/19)
Runs: 1, 2x, last vs. Lipscomb (3/26/19)
RBI: 1, 2x, last vs. SEMO (2/26/19)
Walks: 1, 5x, last vs. Lipscomb (3/26/19)
HRs: None
Strikeouts: 2, vs. TCU (2/17/19)
Stolen Bases: None

16 ★ Austin Martin

Hits: 4, 3x, last vs. Austin Peay (2/27/19)
Runs: 4, 2x, last vs. CS Fullerton (2/16/19)
RBI: 3, at Tennessee (5/13/18)
Walks: 3, 3x, last vs. Virginia (2/15/19)
HRs: 1, 4x, last vs. WKU (4/2/19)
Strikeouts: 4, vs. Indiana State (2/28/18)
Stolen Bases: 3, vs. Presbyterian (2/21/18)

10 ★ Ethan Paul

Hits: 5, vs. Florida (3/22/19)
Runs: 3, 10x, last vs. Florida (3/22/19)
RBI: 7, vs. UMass-Lowell (2/24/18)
Walks: 3, vs. Xavier (3/13/16)
HRs: 2, 2x, last vs. Evansville (4/17/18)
Strikeouts: 3, 7x, last at Georgia (4/5/19)
Stolen Bases: 2, 5x, last vs. S. Carolina (4/27/18)

29 ★ Patrick Raby

Innings Pitched: 9.0, at Georgia (4/21/17)
Strikeouts: 11, 2x, last vs. Saint Mary's (3/12/17)
Hits Allowed: 9, at Kentucky (3/31/17)
Walks Allowed: 6, vs. Florida (3/22/19)
Runs Allowed: 7, 2x, last at Auburn (5/5/18)

2 ★ Harrison Ray

Hits: 2, 17x, last at Georgia (4/6/19)
Runs: 4, vs. Florida (3/22/19)
RBI: 4, vs. South Carolina (4/29/18)
Walks: 2, 3x, last at Georgia (4/5/19)
HRs: 1, 2x, last at Clemson (6/3/18)
Strikeouts: 3, 2x, last vs. Pepperdine (2/24/19)
Stolen Bases: 2, 3x, last vs. Illinois St. (3/8/19)

80 ★ Kumar Rocker

Innings Pitched: 6.0, vs. Florida (3/23/19)
Strikeouts: 6, vs. Florida (3/23/19)
Hits Allowed: 10, vs. Tennessee (3/31/19)
Walks Allowed: 2, 2x, last vs. Florida (3/23/19)
Runs Allowed: 7, vs. Tennessee (3/31/19)

19 ★ Stephen Scott

Hits: 4, vs. Florida (3/22/19)
Runs: 4, at Clemson (6/3/18)
RBI: 5, vs. Middle Tenn. (5/15/18)
Walks: 2, 16x, last at Texas A&M (3/15/19)
HRs: 2, 2x, last at Clemson (6/3/18)
Strikeouts: 3, 3x, last at Texas A&M (3/16/19)
Stolen Bases: 2, vs. Georgia (4/5/18)

27 ★ Ethan Smith

Innings Pitched: 3.2, vs. Dayton (3/2/19)
Strikeouts: 5, vs. Dayton (3/2/19)
Hits Allowed: 3, vs. Illinois State (3/10/19)
Walks Allowed: 3, 2x, last at Texas A&M (3/16/19)
Runs Allowed: 2, 3x, last at Texas A&M (3/16/19)

8 ★ Isaiah Thomas

Hits: None
Runs: None
RBI: None
Walks: None
HRs: None
Strikeouts: None
Stolen Bases: None

THE LAST TIME VANDERBILT...

Won 5 or more consecutive games 7 games (March 19-30, 2019)
Won 7 or more consecutive games 7 games (March 19-30, 2019)
Won 10 or more consecutive games 14 games (April 20-May 16, 2013)
Won 15 or more consecutive games 19 games (Feb. 9-March 16, 2007)

Won 5 or more consecutive home games 6 games (March 12-30 2019)
Won 8 or more consecutive home games 8 games (Feb. 18-28, 2018)
Won 10 or more consecutive home games 17 games (May 29, 2015-March 15, 2016)
Won 20 or more consecutive home games Never Happened

Won 5 or more consecutive road games 7 games (March 21- April 16, 2015)
Won 8 or more consecutive road games 8 games (April 20 - May 12, 2013)
Won 9 or more consecutive road games 10 games (April 11- May 4, 2008)

Won 5 or more consecutive conference games 5 games (March 21-30 2019)
Won 6 or more consecutive conference games 6 games (April 26-May 4, 2014)
Won 7 or more consecutive conference games 11 games (April 20-May 16, 2013)
Won 8 or more consecutive conference games 11 games (April 20-May 16, 2013)

Won 5 or more consecutive conference home games 8 games (May 17, 2018-March 30, 2019)
Won 8 or more consecutive conference home games 8 games (May 17, 2018-March 30, 2019)
Won 9 or more consecutive conference home games 12 games (March 23-May 16, 2013)
Won 10 or more consecutive conference home games 12 games (March 23-May 16, 2013)

Won 5 or more consecutive conference road games 6 games (March 21-April 16, 2015)
Won 7 or more consecutive conference road games 7 games (April 20-May 12, 2013)
Won 8 or more consecutive conference road games 8 games (May 12, 2012-April 7, 2013)

Won 5 or more consecutive midweek games 6 games (March 5, 2019-present)
Won 10 or more consecutive midweek games 10 games (May 17, 2016-April 4, 2017)
Won 11 or more consecutive midweek games 12 games (March 27, 2012-March 13, 2013)

Won 5 or more consecutive midweek home games 6 games (May 2, 2017-Feb. 28, 2018)
Won 10 or more consecutive midweek home games 13 games (March 27, 2012-April 9, 2013)
Won 15 or more consecutive midweek home games 16 games (March 23, 2010-Feb. 22, 2012)

Lost 5 or more consecutive games 6 games (April 29-May 8, 2018)
Lost 7 or more consecutive games 7 games (March 28-April 6, 1997)
Lost 8 or more consecutive games 12 games (March 25-April 10, 1994)

Lost 4 or more consecutive home games 4 games (Feb. 24-29, 2012)
Lost 5 or more consecutive home games 6 games (April 30-May 22, 2005)
Lost 6 or more consecutive home games 6 games (April 30-May 22, 2005)
Lost 7 or more consecutive home games 9 games (1965-1966)

Lost 5 or more consecutive road games 6 games (March 30-April 20, 2018)
Lost 6 or more consecutive road games 6 games (March 30-April 20, 2018)
Lost 7 or more consecutive road games 8 games (Feb. 17-April 6, 2012)
Lost 8 or more consecutive road games 8 games (Feb. 17-April 6, 2012)
Lost 9 or more consecutive road games 9 games (March 25-April 26, 1994)
Lost 10 or more consecutive road games 11 games (April 18, 1978-March 5, 1979)

Lost 5 or more consecutive conference games 6 games (May 10, 2009-March 20, 2010)
Lost 6 or more consecutive conference games 6 games (May 10, 2009-March 20, 2010)
Lost 7 or more consecutive conference games 7 games (May 10, 2008-March 15, 2009)
Lost 8 or more consecutive conference games 11 games (April 5-27, 2002)
Lost 9 or more consecutive conference games 11 games (April 5-27, 2002)
Lost 10 or more consecutive conference games 11 games (April 5-27, 2002)

Lost 5 or more consecutive conference home games 5 games (April 12-27, 2002)
Lost 6 or more consecutive conference home games 9 games (April 14-May 14, 2000)
Lost 7 or more consecutive conference home games 9 games (April 14-May 14, 2000)
Lost 8 or more consecutive conference home games 9 games (April 14-May 14, 2000)

Lost 5 or more consecutive conference road games 5 games (March 30-April 20, 2018)
Lost 6 or more consecutive conference road games 10 games (April 5-May 17, 2002)
Lost 7 or more consecutive conference road games 10 games (April 5-May 17, 2002)
Lost 8 or more consecutive conference road games 10 games (April 5-May 17, 2002)

Shutout an opponent vs. Florida, 5-0 (March 21, 2019)
Shutout an opponent on Opening Day vs. Santa Clara, 4-0 (Feb. 13, 2015)
Shutout an opponent at home vs. Florida, 5-0 (March 21, 2019)
Shutout an SEC opponent at home vs. Florida, 5-0 (March 21, 2019)
Shutout an opponent on the road at Clemson, 8-0 (June 5, 2017)
Shutout an SEC opponent on the road at Florida, 5-0 (May 14, 2016)
Shutout an opponent on a neutral field vs. Belmont, 3-0 (March 19, 2019)
Shutout a midweek opponent at home vs. UT-Martin, 11-0 (April 4, 2017)
Shutout a midweek opponent on the road at Middle Tennessee, 1-0 (April 12, 2011)
Shutout back-to-back opponents vs. Belmont, 3-0 & vs. Florida, 5-0 (March 19-21, 2019)

Was shutout at Texas A&M, 7-0 (March 17, 2019)
Was shutout in back-to-back games Kentucky, 14-0 & 4-0 (April 23, 1976)

Was shutout on Opening Day vs. San Diego, 10-0 (Feb. 17, 2006)
Was shutout at home Kentucky, 3-0 (April 17, 2016)
Was shutout at home by an SEC opponent Kentucky, 3-0 (April 17, 2016)
Was shutout on the road at Texas A&M, 7-0 (March 17, 2019)
Was shutout on the road by an SEC opponent at Texas A&M, 7-0 (March 17, 2019)

Was shutout on a neutral field vs. Louisiana, 3-0, at Minute Maid Park (March 3, 2018)
Was shutout against a midweek opponent at home vs. Belmont, 1-0 (Feb. 26, 2003)
Was shutout against a midweek opponent on the road at North Florida, 2-0 (March 5, 1991)
Was shutout against a non-conference opponent on a neutral site vs. Louisiana, 3-0, at MMP (March 3, 2018)

Run-ruled an opponent vs. Alabama, 16-1, 7 inn. @ SEC Tournament (May 22, 2015)
Run-ruled an opponent at home vs. Evansville, 14-3, 5 inn. (April 17, 2002)

Was run-ruled vs. Texas A&M, 13-3, 7 inn. @ SEC Tournament (May 27, 2016)

Played in 14 or more innings 14 innings, vs. Illinois-Chicago (W, 6-5) (Feb. 27, 2016)
Played in 15 or more innings 16 innings, vs. Ole Miss (L, 6-5) (April 10, 2015)
Played in 16 or more innings 16 innings, vs. Ole Miss (L, 6-5) (April 10, 2015)
Played in 17 or more innings 17 innings, vs. Louisville (W, 11-10) (May 11, 2010)

Won both games of a doubleheader vs. Dayton: 5-1, 2-0 (March 2, 2019)
Shutout opponent in both games of a doubleheader vs. Georgia: 3-0, 6-0 (April 27, 1976)
Lost both games of a doubleheader at Tennessee: 4-2 (11), 4-3 (April 25, 2010)

Swept a 3-game series at home vs. #14 Florida (March 21-23, 2019)
Swept a 3-game series at home vs. non-conference opponent vs. Dayton (March 1-2, 2019)
Swept a 3-game series on the road at Mississippi State (March 16-18, 2018)
Swept a 3-game SEC series at home vs. #14 Florida (March 21-23, 2019)
Swept a 3-game SEC series on the road at Mississippi State (March 16-18, 2018)
Swept a midweek series at home 2 games, vs. Presbyterian (Feb. 20-21, 2018)
Swept a midweek series on the road 2 games, at Ohio (May 17-18, 2005)
Swept a four-game series vs. Sewanee (1907)

Was swept in a 3-game series at home vs. Oregon (Feb. 24-26, 2012)
Was swept in a 3-game series at home vs. non-conference opponent vs. Oregon (Feb. 24-26, 2012)
Was swept in a 3-game series on the road at Auburn (May 4-6, 2018)
Was swept in a 3-game SEC series at home vs. Tennessee (May 14-16, 2009)
Was swept in a 3-game SEC series on the road at Auburn (May 4-6, 2018)

Swept 3 or more SEC series in a season 3, 2016 (at MIZ, vs. UGA, vs. AUB)
Swept 4 or more SEC series in a season 6, 2013 (at AUB, vs. UT, at OM, vs. MIZ, vs. MSU, vs. UK)
Was swept in 3 or more SEC series in a season 3, 2009 (vs. ALA, at USC, vs. UT)
Was swept in 4 or more SEC series in a season 4, 2002 (vs. UGA, at OM, at UF, at AUB)

Swept Alabama in a 3-game series at home April 9-11, 2011
Swept Alabama in a 3-game series on the road 1906
Was swept by Alabama in a 3-game series at home April 17-19, 2009
Was swept by Alabama in a 3-game series on the road April 22-23, 2006

Swept Arkansas in a 3-game series at home March 14-15, 2015
Swept Arkansas in a 3-game series on the road Never Happened
Was swept by Arkansas in a 3-game series at home April 1-3, 1994
Was swept by Arkansas in a 3-game series on the road April 8-10, 2005

Swept Auburn in a 3-game series at home May 19-21, 2016
Swept Auburn in a 3-game series on the road March 15-17, 2013
Was swept by Auburn in a 3-game series at home March 19-21, 1999
Was swept by Auburn in a 3-game series on the road May 4-6, 2018

Swept Florida in a 3-game series at home March 21-23, 2019
Swept Florida in a 3-game series on the road Never Happened
Was swept by Florida in a 3-game series at home May 20-22, 2005
Was swept by Florida in a 3-game series on the road March 30-April 1, 2018

Swept Georgia in a 3-game series at home April 29-May 1, 2016
Swept Georgia in a 3-game series on the road April 3-5, 2015
Was swept by Georgia in a 3-game series at home March 22-24, 2002
Was swept by Georgia in a 3-game series on the road May 2-4, 2003

Swept Kentucky in a 3-game series at home May 17-19, 2018
Swept Kentucky in a 3-game series on the road May 11-12, 2013
Was swept by Kentucky in a 3-game series at home May 12-14, 2000
Was swept by Kentucky in a 3-game series on the road April 9-10, 1988

Swept Missouri in a 3-game series at home April 24-26, 2015
Swept Missouri in a 3-game series on the road May 25-27, 2016
Was swept by Missouri in a 3-game series at home Never Happened
Was swept by Missouri in a 3-game series on the road Never Happened

Swept South Carolina in a 3-game series at home Never Happened
Swept South Carolina in a 3-game series on the road Never Happened
Was swept by South Carolina in a 3-game series at home April 12-14, 2002
Was swept by South Carolina in a 3-game series on the road May 1-3, 2009

Swept Tennessee in a 3-game series at home March 29-31, 2013
Swept Tennessee in a 3-game series on the road May 2-4, 2008
Was swept by Tennessee in a 3-game series at home May 14-16, 2009
Was swept by Tennessee in a 3-game series on the road May 5-7, 2000

Swept Texas A&M in a 3-game series at home Never Happened
Swept Texas A&M in a 3-game series on the road Never Happened
Was swept by Texas A&M in a 3-game series at home Never Happened
Was swept by Texas A&M in a 3-game series on the road Never Happened

THE LAST TIME VANDERBILT...

Defeated a Top 25 ranked team _____ at #4 Georgia, 3-2 -- 11 inn. (April 5, 2019)
Defeated a Top 25 ranked team at home _____ vs. #14 Florida, 14-2 (March 23, 2019)
Defeated a Top 25 ranked team on the road _____ at #4 Georgia, 3-2 -- 11 inn. (April 5, 2019)
Defeated a Top 25 ranked team at a neutral site _____ vs. #25 Cal State Fullerton, 14-9 (Feb. 15, 2019)
Defeated a Top 25 ranked non-conference team _____ vs. #25 Cal State Fullerton, 14-9 (Feb. 15, 2019)
Defeated a Top 25 ranked non-conference team at home _____ vs. #25 Duke, 9-1 (Feb. 18, 2018)
Defeated a Top 25 ranked non-conference team on the road _____ at #11 UCLA, 6-3 (March 10, 2018)

Defeated a Top 20 ranked team _____ at #4 Georgia, 3-2 -- 11 inn. (April 5, 2019)
Defeated a Top 20 ranked team at home _____ vs. #14 Florida, 14-2 (March 23, 2019)
Defeated a Top 20 ranked team on the road _____ at #4 Georgia, 3-2 -- 11 inn. (April 5, 2019)
Defeated a Top 20 ranked team at a neutral site _____ vs. #8 Clemson @ Clemson Regional, 19-6 (June 3, 2018)

Defeated a Top 15 ranked team _____ at #4 Georgia, 3-2 -- 11 inn. (April 5, 2019)
Defeated a Top 15 ranked team at home _____ vs. #14 Florida, 14-2 (March 23, 2019)
Defeated a Top 15 ranked team on the road _____ at #4 Georgia, 3-2 -- 11 inn. (April 5, 2019)
Defeated a Top 15 ranked team at a neutral site _____ vs. #8 Clemson @ Clemson Regional, 19-6 (June 3, 2018)

Defeated a Top 10 ranked team _____ at #4 Georgia, 3-2 -- 11 inn. (April 5, 2019)
Defeated a Top 10 ranked team at home _____ vs. #5 Ole Miss, 8-7 (April 15, 2018)
Defeated a Top 10 ranked team on the road _____ at #4 Georgia, 3-2 -- 11 inn. (April 5, 2019)
Defeated a Top 10 ranked team at a neutral site _____ vs. #8 Clemson @ Clemson Regional, 19-6 (June 3, 2018)

Defeated a Top 5 ranked team _____ at #4 Georgia, 3-2 -- 11 inn. (April 5, 2019)
Defeated a Top 5 ranked team at home _____ vs. #5 Ole Miss, 8-7 (April 15, 2018)
Defeated a Top 5 ranked team on the road _____ at #4 Georgia, 3-2 -- 11 inn. (April 5, 2019)
Defeated a Top 5 ranked team at a neutral site _____ vs. #1 Texas A&M, 6-5 (May 25, 2016)

Defeated a #1 ranked team _____ vs. #1 Texas A&M, 6-5 (May 25, 2016)
Defeated a #1 ranked team at home _____ vs. #1 Kentucky, 4-3 (April 28, 2012)
Defeated a #1 ranked team on the road _____ at #1 Florida, 5-0 (May 14, 2016)
Defeated a #1 ranked team at a neutral site _____ vs. #1 Texas A&M, 6-5 (May 25, 2016)

Won a series against a Top 25 ranked team _____ vs. #14 Florida: 5-0, 15-2, 14-2 (March 21-23, 2019)
Won a series against a Top 10 ranked team _____ vs. #5 Ole Miss: 3-11, 8-7, 8-7 (April 13-15, 2018)
Won a series against a Top 25 ranked team at home _____ vs. #14 Florida: 5-0, 15-2, 14-2 (March 21-23, 2019)
Won a series against a Top 10 ranked team at home _____ vs. #5 Ole Miss: 3-11, 8-7, 8-7 (April 13-15, 2018)
Won a series against a Top 25 ranked team on the road _____ at #19 Miss. St.: 5-0, 10-1, 4-3 (March 16-18, 2018)
Won a series against a Top 10 ranked team on the road _____ at #4 Florida: 0-1, 3-0, 16-2 (May 8-10, 2014)
Swept a series against a Top 25 ranked team _____ vs. #14 Florida: 5-0, 15-2, 14-2 (March 21-23, 2019)
Swept a series against a Top 10 ranked team _____ 2 games, at #1 Arkansas, 9-0, 13-6 (April 10-11, 2009)
_____ Have not swept a 3-game series in the Tim Corbin era
Played to a tie _____ vs. Alabama, 3-3 - 8 inn. (May 20, 2017)

Hit back-to-back home runs _____ Austin Martin (solo), JJ Bleday (solo) - 9th inning vs. WKU (April 2, 2019)
Hit back-to-back HR twice in a game _____ Connor Kaiser (3R), Philip Clarke (solo) - 3rd inn;
_____ Julian Infante (solo), Harrison Ray (solo) - 8th inn at Clemson (June 3, 2018)
Had multiple players hit 2-or-more home runs _____

_____ Stephen Scott (2), Philip Clarke (2), Connor Kaiser (3) at Clemson (June 3, 2018)
Hit 2 or more home runs in an inning _____ 2, 9th inning, vs. WKU (April 2, 2019)
Hit 3 or more home runs in an inning _____ 3, 3rd inning, vs. San Diego (Feb. 21, 2016)
Hit 5 or more home runs in a game _____ 9, vs. #8 Clemson @ NCAA Clemson Regional (June 3, 2018)
Hit 6 or more home runs in a game _____ 9, vs. #8 Clemson @ NCAA Clemson Regional (June 3, 2018)
Hit 8 or more home runs in a game _____ 9, vs. #8 Clemson @ NCAA Clemson Regional (June 3, 2018)
Hit multiple grand slams in a season _____ 3 (Philip Clarke, Pat DeMarco, Stephen Scott) (2019)
Hit 3 or more grand slams in a season _____ 3 (Philip Clarke, Pat DeMarco, Stephen Scott) (2019)
Hit 4 or more grand slams in a season _____ 4 (Zander Wiel, Zander Wiel, Karl Ellison, Wiel) (2015)

Homered in 3 or more consecutive innings _____ 4, vs. Clemson, 5th-6th-7th-8th (June 3, 2018)
Homered in 5 or more consecutive games _____ 8 games (May 8-19, 2018)
Homered in 6 or more consecutive games _____ 8 games (May 8-19, 2018)
Homered in 9 or more consecutive games _____ 9 games (Feb. 17-28, 2018)
Homered in 10 or more consecutive games _____ 10 games (May 9-27, 2010)

Scored 10 or more runs in 3 consecutive games _____ 3 games (March 22-26, 2019)
Scored 10 or more runs in 4 consecutive games _____ 4 games (April 9-14, 2013)
Scored 10 or more runs in 5 or more consecutive games _____ 6 games (April 22-May 1, 2011)
Scored 15 or more runs in a game _____ 15, vs. Lipscomb, 15-1 (March 26, 2019)
Scored 20 or more runs in a game _____ 24, vs. Davidson (March 5, 2019)

Scored 10 or more runs in a loss _____ 15-16, 10 inn. - at LSU (May 7, 2010)
Scored 15 or more runs in a loss _____ 15-16, 10 inn. - at LSU (May 7, 2010)
Scored 17 or more runs in a loss _____ 17-22, vs. Michigan State (March 20, 1993)
Scored 20 or more runs in a loss _____ Never Happened

Scored 10 or more unanswered runs _____ 18, vs. Middle Tennessee (May 15, 2018)
Scored 15 or more unanswered runs _____ 18, vs. Middle Tennessee (May 15, 2018)
Scored 20 or more unanswered runs _____ 21, vs. Radford @ NCAA Nashville Regional (June 1, 2015)

Scored in 5 consecutive innings _____ 5, (5th-9th inn.) vs. #8 Clemson (June 3, 2018)
Scored in 6 consecutive innings _____ 6, (1st-6th) vs. UIC (Feb. 23, 2014)
Scored 5 or more runs in the first inning _____ 9, vs. Samford (March 12, 2019)
Scored 7 or more runs in the first inning _____ 9, vs. Samford (March 12, 2019)
Scored 9 or more runs in the first inning _____ 9, vs. Samford (March 12, 2019)

Scored in the first inning in 4 or more consecutive games _____ 4 games (Feb. 24-27, 2019)
Scored 7 or more runs in an inning _____ 9 (1st inn.), vs. Samford (March 12, 2019)
Scored 10 or more runs in an inning _____ 13 (3rd inn.) vs. Davidson (March 5, 2019)
Scored 14 or more runs in an inning _____ 14 (3rd inn.) vs. Middle Tennessee (May 15, 2018)
Scored 4 or more runs in three different innings _____ 5 (1st inn), 8 (4th inn) & 4 (7th inn) vs. Alabama (May 18, 2017)

Scored 10 or more runs in a road game _____ 19, at #19 Clemson (June 3, 2018)
Scored 15 or more runs in a road game _____ 19, at #19 Clemson (June 3, 2018)
Scored 20 or more runs in a road game _____ 21, at Middle Tennessee (April 18, 2017)
Scored 25 or more runs in a road game _____ Never Happened

Allowed 10 or more runs in a loss _____ 10, vs. #19 TCU (Feb. 17, 2019)
Allowed 10 or more runs in a win _____ 10, vs. Belmont (March 22, 2017)
Allowed 15 or more runs in a game _____ 20, vs. Florida (April 15, 2017)
Allowed 20 or more runs in a game _____ 20, vs. Florida (April 15, 2017)
Allowed 7 or more runs in an inning _____ 7, 5th inn. - vs. Auburn (May 6, 2018)
Allowed 10 or more runs in an inning _____ 13, 7th inn. @ NCAA Nashville Regional (June 4, 2016)
Allowed 5 or more runs in the first inning _____ 7, vs. Texas A&M @ SEC Tournament (May 27, 2016)

Overcame a deficit of 4 or more runs in a win _____ 4, vs. Illinois State (March 8, 2019)
Overcame a deficit of 5 or more runs in a win _____ 6, vs. St. Mary's (March 10, 2017)
Overcame a deficit of 6 or more runs in a win _____ 6, vs. St. Mary's (March 10, 2017)
Overcame a deficit of 7 or more runs in a win _____ 10, vs. Illinois State (March 1, 2015)
Overcame a deficit of 8 or more runs in a win _____ 10, vs. Illinois State (March 1, 2015)
Overcame a deficit of 9 or more runs in a win _____ 10, vs. Illinois State (March 1, 2015)

Squandered a lead of 4 or more runs in a loss _____ 5, at #19 Texas A&M (March 16, 2019)
Squandered a lead of 5 or more runs in a loss _____ 5, at #19 Texas A&M (March 16, 2019)
Squandered a lead of 6 or more runs in a loss _____ 7, vs. South Carolina (April 27, 2018)
Squandered a lead of 7 or more runs in a loss _____ 7, vs. South Carolina (April 27, 2018)

Had 15 or more hits in a game _____ 19, vs. #14 Florida (March 22, 2019)
Had 15 or more hits in a win _____ 19, vs. #14 Florida (March 22, 2019)
Had 20 or more hits in a win _____ 20, vs. #8 Clemson @ NCAA Clemson Regional (June 3, 2018)
Had 30 or more hits in a game _____ 30, vs. Alabama (April 17, 1988)
Had 50 or more hits in an SEC series _____ 54, vs. Missouri (April 12-14, 2013)
Had 15 or more hits in a loss _____ 17, vs. Florida (April 15, 2017)

Had 10 or more total bases in a game _____ Connor Kaiser (14) at Clemson (June 3, 2018)

Had at least 15 hits in back-to-back games _____ 18, 16, vs. St. John's + vs. Clemson (June 2-3, 2017)
Had at least 10 hits in 5 or more consecutive games _____ 6 games (Feb. 20-March 1, 2019)
Had at least 10 hits in 7 or more consecutive games _____ 7 games (Feb. 18-27, 2018)
Had at least 10 hits in 8 or more consecutive games _____ 8 games (Feb. 27-March 12, 2010)

Had 5 or more doubles in a game _____ 5, vs. #14 Florida (March 22, 2019)
Had 6 or more doubles in a game _____ 6, vs. Davidson (March 5, 2019)
Had 7 or more doubles in a game _____ 8, at Clemson (June 3, 2017)
Allowed 5 or more doubles in a game _____ 5, vs. Houston @ Minute Maid Park (March 4, 2018)
Allowed 6 or more doubles in a game _____ 6, at Tennessee (May 4, 2012)

Had 2 or more triples in a game _____ 2, vs. ETSU (March 6, 2019)
Had 3 or more triples in a game _____ 4, vs. Radford (May 31, 2015)
Had 4 or more triples in a game _____ 4, vs. Radford (May 31, 2015)
Allowed 2 or more triples in a game _____ 2, vs. Belmont (March 22, 2017)
Allowed 3 or more triples in a game _____ 3, vs. Texas A&M (April 11, 2014)

THE LAST TIME VANDERBILT...

Allowed 3 or more home runs in a game _____ 3, by Kentucky (May 19, 2018)
Allowed 4 or more home runs in a game _____ 4, vs. Sam Houston State @ Minute Maid Park (March 2, 2018)
Allowed 5 or more home runs in a game _____ 5, at Auburn (March 27, 2009)

Did not draw a walk in a game _____ vs. Tennessee (March 30, 2019)
Walked 10 or more times in a game _____ 10, vs. Lipscomb (March 26, 2019)
Walked 15 or more times in a game _____ 17, vs. Davidson (March 5, 2019)
Walked 18 or more times in a game _____ 19, vs. Middle Tennessee (May 15, 2018)
Allowed 0 walks in a game _____ at Missouri (April 21, 2018)
Allowed 0 walks in back-to-back games _____ at San Diego, DH (Feb. 20, 2011)
Allowed 10 or more walks in a game _____ 12, vs. Austin Peay (Feb. 27, 2019)
Allowed 12 or more walks in a game _____ 12, vs. Austin Peay (Feb. 27, 2019)
Allowed 10-plus walks in back-to-back games _____ 12, vs. Illinois State; 12, vs. Evansville (March 1-3, 2015)

Did not strikeout in a game _____ vs. Tennessee-Martin (Feb. 23, 2005)
Struck out 12 or more times in a game _____ 13, at #4 Georgia -- 11 inn. (April 5, 2019)
Struck out 15 or more times in a game _____ 16, vs. Mississippi St. @ Nashville Super Regional (June 10, 2018)
Struck out 15 or more batters in a game _____ 15, vs. Illinois State (March 8, 2019)
Struck out 18 or more batters in a game _____ 18, vs. Dayton (March 1, 2019)
Struck out 20 or more opposing batters in a game _____ 22, vs. Ole Miss (April 10, 2015)
Struck out 10 or more opposing batters in 5 consecutive games _____ 13 games (Feb. 20-March 10, 2019)
Struck out 10 or more opposing batters in 8 consecutive games _____ 13 games (Feb. 20, 2019-March 10, 2019)

Pitching staff held opponent scoreless for 10 consecutive inn. in a game _____ 11 inn. at Missouri (March 26, 2016)

Had 5 or more hit batters in a game _____ 5, by Arkansas (March 14, 2015)
Had 6 or more hit batters in a game _____ 6, by Rhode Island (March 4, 2012)

Had 5 or more stolen bases in a game _____ 5, vs. South Carolina (April 29, 2018)
Had 6 or more stolen bases in a game _____ 6, vs. LSU (March 23, 2018)
Had 7 or more stolen bases in a game _____ 7, vs. UMass-Lowell (Feb. 25, 2018)
Had 8 or more stolen bases in a game _____ 8, vs. UNC-Wilmington (June 1, 2012)

Left 13 or more runners on base _____ 15, vs. #14 Florida (March 22, 2019)
Left 14 or more runners on base _____ 15, vs. #14 Florida (March 22, 2019)
Left 15 or more runners on base _____ 15, vs. #14 Florida (March 22, 2019)
Left 16 or more runners on base _____ 17, vs. Mississippi State @ Nashville Super Regional (June 10, 2018)

Committed 4 or more errors in a game _____ 4, at Texas A&M (March 17, 2019)
Committed 5 or more errors in a game _____ 6, at Middle Tennessee (March 22, 2016)
Committed 6 or more errors in a game _____ 6, at Middle Tennessee (March 22, 2016)

Combined for a no-hitter _____ at Western Kentucky (J. Lewis, N. Pilkington, J. Scott, M. Buschmann), May 6, 2003
Combined for a perfect game _____ at Western Kentucky (J. Lewis, N. Pilkington, J. Scott, M. Buschmann), May 6, 2003
Combined on a one-hitter _____ vs. Quinnipiac (T. Ferguson, R. Johnson, M. Ruppenthal, B. Bowden), March 11, 2015
Combined on a two-hitter _____ vs. UT Martin (C. Day, J. Gillis, C. Snider, R. Hayes), April 4, 2017
Combined on a three-hitter _____ vs. #14 Florida (P. Raby, J. Eder, E. Smith, AJ Franklin), March 22, 2019
Was no-hit _____ at Texas A&M (Kyle Simonds, 9.0), May 7, 2016

Started six true freshmen _____ at Auburn (Austin Martin - LF, Philip Clarke - DH, Pat DeMarco - RF, Jayson Gonzalez - SS, Garrett Blaylock - 3B, Mason Hickman - SP), May 6, 2018

HITTING:

Hit an inside-the-park home run _____ Will Toffey vs. Belmont (March 22, 2017)
Hit a pinch-hit home run _____ Walker Grisanti at #4 Georgia (April 5, 2019)
Hit a grand slam _____ Stephen Scott vs. #14 Florida (March 23, 2019)
Hit a grand slam on the road _____ Connor Kaiser at Clemson (June 3, 2018)

Hit a walk-off home run _____ JJ Bleday vs. Mississippi State (June 9, 2018)

Hit 2 or more home runs in a game _____ JJ Bleday (2) vs. Lipscomb (March 26, 2019)
Hit 3 or more home runs in a game _____ Connor Kaiser (3) at Clemson (June 3, 2018)

Hit for the cycle _____ Clinton Johnston vs. Kentucky (April 28, 1996)
Hit for the cycle in an SEC game _____ Clinton Johnston vs. Kentucky (April 28, 1996)

Had a 20-game hit streak _____ JJ Bleday and Austin Martin, 20 (May 17, 2018-March 1, 2019)
Had a 25-game hit streak _____ Xavier Turner, 27 (March 4-April 22, 2014)
Had a 45-game on-base streak _____ JJ Bleday, 47 (March 4, 2018-March 17, 2019)
Had a walk-off base hit _____ JJ Bleday, solo home run, vs. Mississippi State (June 9, 2018)

Had 2 hits in an inning _____ Ethan Paul (1B, 2B) vs. Davidson (March 5, 2019)
Had 5 or more hits in a game _____ Ethan Paul (5) vs. #14 Florida (March 22, 2019)

Had 5 or more RBIs in a game _____ JJ Bleday (5) vs. Lipscomb (March 26, 2019)
Had 6 or more RBIs in a game _____ Ethan Paul (6) vs. #14 Florida (March 22, 2019)
Had 7 or more RBIs in a game _____ Pat DeMarco (7) vs. Davidson (March 5, 2019)
Had 10 or more RBIs in a game _____ Connor Kaiser (10) at Clemson (June 3, 2018)

Stole home _____ Ethan Paul vs. Auburn (May 19, 2016)
Had a triple steal _____ Ethan Paul (home), Jeren Kendall (3rd), Bryan Reynolds (2nd) vs. Auburn (May 19, 2016)
Had 3 or more stolen bases in a game _____ Austin Martin (3) vs. Presbyterian (Feb. 21, 2018)

PITCHING:

Threw a 9-inning no-hitter _____ Doug Wessel vs. Belmont (April 19, 1971)

Struck out 10 or more batters in a game _____ Mason Hickman, 12, vs. Florida (March 21, 2019)
Struck out 13 or more batters in a game _____ Drake Fellows, 13, vs. Dayton (March 1, 2019)
Struck out 10 or more batters in consecutive games _____

_____ Kyle Wright, 11 and Drake Fellows, 10 vs. Alabama (May 19-20, 2017)
Struck out 15 or more batters in a game _____ Kevin Ziomek, 15 vs. Illinois-Chicago (March 1, 2013)
Struck out 7 or more batters in career debut _____ 8, Austin Becker vs. Davidson (March 5, 2019)

Pitched a 7-inning, complete game _____ Mason Hickman vs. LSU (March 25, 2018)
Pitched 9 or more innings _____ 9.0, Drake Fellows vs. Florida (March 21, 2019)
Pitched 9 or more scoreless innings _____ 9.0, Drake Fellows vs. Florida (March 21, 2019)
Pitched a 9-inning, complete game _____ 9.0, Drake Fellows vs. Florida (March 21, 2019)
Pitched a 9-inning, complete-game shutout _____ 9.0, Drake Fellows vs. Florida (March 21, 2019)
Picked up 10 or more saves in a season _____ 10, Ben Bowden (2016)
Picked up 15 or more saves in a season _____ 16, Brian Miller (2013)
Picked up win and save on same day _____ Jackson Gillis vs. Ole Miss, Win - Game 1, Save - Game 2 (April 15, 2018)
Picked up the save (true freshman) _____ Austin Becker vs. Davidson (March 5, 2019)



The Automated ScoreBook
Overall Statistics for Vanderbilt (as of Apr 06, 2019)
(2019 Georgia Series Sorted by Batting avg)



Record: 1-1 Home: 0-0 Away: 1-1 SEC: 1-1

Player	avg	gp-gs	ab	r	h	2b	3b	hr	rbi	tb	slg%	bb	hp	so	gdp	ob%	sf	sh	sb-att	po	a	e	fld%
Harrison Ray	.429	2-2	7	1	3	0	0	1	1	6	.857	2	0	3	0	.556	0	0	0-1	2	8	1	.909
Ty Duvall	.250	2-0	4	0	1	0	0	0	1	1	.250	2	0	0	0	.500	0	0	0-0	0	0	0	.000
JJ Bleday	.222	2-2	9	1	2	0	0	0	0	2	.222	0	0	1	0	.222	0	0	0-0	4	0	0	1.000
Ethan Paul	.222	2-2	9	1	2	0	0	1	2	5	.556	0	0	3	0	.222	0	0	0-0	4	2	0	1.000
Julian Infante	.200	2-2	5	1	1	0	0	1	1	4	.800	1	0	3	0	.333	0	0	0-0	14	2	0	1.000
Cooper Davis	.125	2-2	8	0	1	0	0	0	0	1	.125	2	0	3	0	.300	0	0	0-0	8	0	0	1.000
Stephen Scott	.000	2-2	9	0	0	0	0	0	0	0	.000	0	0	4	0	.000	0	0	0-0	3	0	0	1.000
Austin Martin	.000	2-2	9	0	0	0	0	0	0	0	.000	1	0	0	0	.100	0	0	0-0	3	3	0	1.000
Philip Clarke	.000	2-2	7	1	0	0	0	0	0	0	.000	2	0	2	0	.222	0	0	0-0	19	1	0	1.000
Jayson Gonzalez	1.000	1-0	1	0	1	0	0	0	0	1	1.000	0	0	0	0	1.000	0	0	0-0	0	0	0	.000
Walker Grisanti	.500	2-0	2	1	1	0	0	1	1	4	2.000	0	0	1	0	.500	0	0	0-0	0	0	0	.000
Dominic Keegan	.000	1-0	3	0	0	0	0	0	0	0	.000	0	0	1	0	.000	0	0	0-0	0	0	0	.000
Drake Fellows	.000	1-1	0	0	0	0	0	0	0	0	.000	0	0	0	0	.000	0	0	0-0	0	0	0	.000
Patrick Raby	.000	1-1	0	0	0	0	0	0	0	0	.000	0	0	0	0	.000	0	0	0-0	0	0	0	.000
Totals	.164	2	73	6	12	0	0	4	6	24	.329	10	0	21	0	.265	0	0	0-1	57	19	1	.987
Opponents	.271	2	70	10	19	2	0	2	9	27	.386	8	2	19	1	.354	2	1	2-4	60	19	2	.975

LOB - Team (17), Opp (16). DPs turned - Team (2), IBB - Team (0), Opp (1).

(2019 Georgia Series Sorted by Earned run avg)

Player	era	w-l	app	gs	cg	sho	sv	ip	h	r	er	bb	so	2b	3b	hr	b/avg	wp	hp	bk	sfa	sha
Zach King	0.00	0-0	1	0	0	0/0	0	2.0	1	0	0	1	2	0	0	0	.143	0	0	0	0	0
Tyler Brown	0.00	1-0	1	0	0	0/0	0	2.0	2	0	0	1	3	1	0	0	.250	0	0	0	0	0
Drake Fellows	2.57	0-0	1	1	0	0/0	0	7.0	5	2	2	1	6	1	0	0	.185	1	1	0	0	0
Jake Eder	3.60	0-0	1	0	0	0/0	0	5.0	5	2	2	2	4	0	0	1	.313	1	0	0	0	1
Patrick Raby	18.00	0-1	1	1	0	0/0	0	3.0	6	6	6	3	4	0	0	1	.500	0	1	0	2	0
Totals	4.74	1-1	2	2	0	0/0	0	19.0	19	10	10	8	19	2	0	2	.271	2	2	0	2	1
Opponents	2.70	1-1	2	2	0	0/0	0	20.0	12	6	6	10	21	0	0	4	.164	2	0	0	0	0

PB - Team (0), Opp (2). Pickoffs - Team (1), Eder 1. SBA/ATT - Eder (2-3), Clarke (2-3), Raby (0-1).



The Automated ScoreBook
Overall Statistics for Vanderbilt (as of Apr 02, 2019)
(2018 Georgia Series Sorted by Batting avg)



Record: 2-1 Home: 2-1 Away: 0-0 SEC: 2-1

Player	avg	gp-gs	ab	r	h	2b	3b	hr	rbi	tb	slg%	bb	hp	so	gdp	ob%	sf	sh	sb-att	po	a	e	fld%
Stephen Scott	.500	3-3	10	2	5	2	0	1	5	10	1.000	3	0	2	0	.615	0	0	2-4	30	3	2	.943
Philip Clarke	.357	3-3	14	1	5	1	0	0	1	6	.429	0	0	2	0	.357	0	0	0-0	0	0	0	.000
Austin Martin	.333	3-3	12	3	4	0	0	0	1	4	.333	1	1	1	0	.429	0	0	2-2	13	3	0	1.000
Connor Kaiser	.333	3-3	9	3	3	1	0	0	2	4	.444	2	0	2	0	.455	0	1	2-2	2	5	0	1.000
Ethan Paul	.300	3-3	10	1	3	2	0	0	1	5	.500	1	1	4	0	.417	0	0	1-1	4	5	0	1.000
Alonzo Jones	.250	3-3	12	2	3	1	0	0	0	4	.333	2	0	3	0	.357	0	0	0-0	8	0	0	1.000
Pat DeMarco	.182	3-3	11	2	2	0	0	1	2	5	.455	2	1	4	0	.357	0	0	0-0	6	1	0	1.000
Harrison Ray	.333	3-2	6	0	2	0	0	0	1	2	.333	1	0	2	0	.429	0	0	2-2	3	3	0	1.000
Cooper Davis	.250	2-2	4	1	1	0	0	0	1	1	.250	1	0	1	0	.333	1	0	1-1	3	0	0	1.000
Jayson Gonzalez	.000	3-1	5	0	0	0	0	0	1	0	.000	0	0	2	0	.000	0	0	0-0	1	1	0	1.000
Julian Infante	.000	1-1	4	0	0	0	0	0	0	0	.000	0	0	2	0	.000	0	0	0-0	11	0	0	1.000
Walker Grisanti	.000	1-0	1	0	0	0	0	0	0	0	.000	0	0	1	0	.000	0	0	0-0	0	0	0	.000
Garrett Blaylock	.000	1-0	0	0	0	0	0	0	0	0	.000	0	0	0	0	.000	0	0	0-0	0	0	0	.000
Totals	.286	3	98	15	28	7	0	2	15	41	.418	13	3	26	0	.383	1	1	10-12	81	24	3	.972
Opponents	.245	3	102	9	25	3	1	0	8	30	.294	8	1	31	1	.304	1	0	4-4	75	30	2	.981

LOB - Team (26), Opp (23). DPs turned - Team (2), Opp (1). CI - Team (1), Scott 1. IBB - Team (0), Opp (1).

(2018 Georgia Series Sorted by Earned run avg)

Player	era	w-l	app	gs	cg	sho	sv	ip	h	r	er	bb	so	2b	3b	hr	b/avg	wp	hp	bk	sfa	sha
Drake Fellows	1.29	0-0	1	1	0	0/0	0	7.0	6	1	1	1	2	5	1	0	.240	0	0	0	0	0
Chandler Day	1.80	1-0	1	0	0	0/0	0	5.0	4	1	1	1	10	0	0	0	.211	0	1	0	0	0
Mason Hickman	4.05	1-0	1	1	0	0/0	0	6.2	7	3	3	2	6	2	1	0	.259	0	0	0	0	0
Patrick Raby	4.50	0-0	1	1	0	0/0	0	4.0	6	2	2	1	2	0	0	0	.353	1	0	0	0	0
Tyler Brown	0.00	0-0	1	0	0	0/0	1	2.1	0	0	0	0	0	4	0	0	.000	0	0	0	0	0
Jackson Gillis	0.00	0-0	1	0	0	0/0	0	1.0	1	0	0	0	0	3	0	0	.250	0	0	0	0	0
Zach King	9.00	0-1	1	0	0	0/0	0	1.0	1	2	1	2	1	0	0	0	.333	0	0	0	1	0
Totals	2.67	2-1	3	3	0	0/0	1	27.0	25	9	8	8	31	3	1	0	.245	1	1	0	1	0
Opponents	5.04	1-2	3	3	0	0/0	1	25.0	28	15	14	13	26	7	0	2	.286	0	3	0	1	1

PB - Team (0), Opp (1). Pickoffs - Team (1), Scott 1. SBA/ATT - Scott (4-4), King (3-3), Fellows (1-1).



Vanderbilt Baseball
Overall Statistics for Vanderbilt (as of Apr 02, 2019)
(2017 Georgia Series Sorted by Batting avg)



Record: 2-1 Home: 0-0 Away: 2-1 SEC: 2-1

Player	avg	gp-gs	ab	r	h	2b	3b	hr	rbi	tb	slg%	bb	hp	so	gdp	ob%	sf	sh	sb-att	po	a	e	fld%
Reed Hayes	.364	3-2	11	1	4	0	0	0	2	4	.364	1	0	1	1	.417	0	0	1-2	0	0	0	.000
Julian Infante	.333	3-3	12	3	4	2	0	1	4	9	.750	2	0	2	0	.429	0	0	0-0	30	1	2	.939
Jason Delay	.333	3-3	9	2	3	1	0	0	1	4	.444	3	0	2	1	.500	0	0	1-1	18	4	0	1.000
JJ Bleday	.300	3-3	10	1	3	0	0	0	0	3	.300	1	0	1	0	.364	0	0	0-0	3	0	1	.750
Connor Kaiser	.300	3-3	10	2	3	0	0	0	2	3	.300	1	0	0	1	.364	0	0	1-0	7	11	1	.947
Will Toffey	.200	3-3	10	2	2	1	0	0	3	3	.300	2	0	0	1	.333	0	1	0-0	1	8	0	1.000
Jeren Kendall	.200	3-3	10	3	2	0	0	1	2	5	.500	3	1	2	0	.429	0	0	1-1	7	0	0	1.000
Ethan Paul	.154	3-3	13	3	2	0	0	1	1	5	.385	1	0	5	0	.214	0	0	1-1	7	13	1	.952
Stephen Scott	.143	2-2	7	1	1	0	0	1	2	4	.571	0	0	2	0	.143	0	0	0-0	3	0	0	1.000
Ro Coleman	.000	3-1	5	0	0	0	0	0	0	0	.000	0	0	0	0	.000	0	0	0-0	2	0	0	1.000
Harrison Ray	.000	1-0	1	0	0	0	0	0	0	0	.000	0	0	1	0	.000	0	0	0-0	0	0	0	.000
Patrick Raby	.000	1-1	0	0	0	0	0	0	0	0	.000	0	0	0	0	.000	0	0	0-0	0	1	0	1.000
Totals	.245	3	98	18	24	4	0	4	17	40	.408	14	1	16	4	.345	0	2	4-5	78	41	6	.952
Opponents	.194	3	93	7	18	0	0	3	4	27	.290	6	2	20	4	.257	0	3	0-1	81	31	1	.991

LOB - Team (16), Opp (19). DPs turned - Team (4), Opp (6).

(2017 Georgia Series Sorted by Earned run avg)

Player	era	w-l	app	gs	sho	sv	ip	h	r	er	bb	so	2b	3b	hr	b/avg	wp	hp	bk	sfa	sha
Kyle Wright	0.00	0-0	1	1	0	0/0	7.0	1	0	0	3	8	0	0	0	.045	0	1	0	0	2
Drake Fellows	0.00	0-0	1	0	0	0/0	3.2	1	2	0	2	4	0	0	0	.071	2	0	0	0	0
Patrick Raby	1.00	1-0	1	1	1	0/0	9.0	8	1	1	1	4	0	0	1	.250	0	0	0	0	1
Chandler Day	5.06	1-0	1	1	0	0/0	5.1	6	3	3	0	2	0	0	1	.300	1	1	0	0	0

Matt Ruppenthal	9.00	0-1	1	0	0	0/0	1.0	2	1	1	0	2	0	0	1	.400	0	0	0	0	0
Totals	1.73	2-1	3	3	1	0/0	1.26	18	7	5	6	20	0	0	3	.194	3	2	0	0	2
Opponents	5.67	1-2	3	3	0	1/1	27.0	24	18	17	14	16	4	0	4	.245	3	1	0	0	3



The Automated ScoreBook
Conference statistics for Vanderbilt (as of Apr 06, 2019)
(SEC games only Sorted by Batting avg)



Record: 7-4 Home: 5-1 Away: 2-3 SEC: 7-4

Player	avg	gp-gs	ab	r	h	2b	3b	hr	rbi	tb	slg%	bb	hp	so	gdp	ob%	sf	sh	sb-att	po	a	e	fld%
Ty Duvall	.348	9-0	23	5	8	3	0	1	6	14	.609	7	1	4	0	.516	0	0	0-0	0	0	0	.000
Stephen Scott	.333	11-11	45	9	15	2	0	1	7	20	.444	5	2	11	0	.423	0	0	0-0	15	0	0	1.000
Austin Martin	.308	9-9	39	7	12	1	0	1	5	16	.410	4	1	5	0	.386	0	0	1-2	7	16	3	.885
Cooper Davis	.302	11-11	43	9	13	3	0	0	6	16	.372	6	1	10	2	.400	0	3	3-3	27	0	0	1.000
Harrison Ray	.302	11-11	43	9	13	4	0	1	5	20	.465	2	3	13	0	.375	0	0	2-3	22	23	3	.938
Philip Clarke	.256	11-11	43	8	11	0	1	2	10	19	.442	5	0	6	0	.333	0	0	1-2	88	13	1	.990
JJ Bleday	.256	11-11	43	11	11	1	0	3	8	21	.488	7	1	13	0	.373	0	1	0-0	23	0	0	1.000
Ethan Paul	.244	11-11	45	6	11	2	1	2	15	21	.467	1	0	12	0	.255	1	0	1-1	17	29	2	.958
Julian Infante	.242	10-10	33	5	8	3	0	2	4	17	.515	3	2	11	0	.333	1	1	0-0	80	7	0	1.000

Jayson Gonzalez	.625	4-2	8	1	5	1	0	0	2	6	.750	1	0	1	0	.667	0	0	0-0	2	2	1	.800
Walker Grisanti	.500	4-0	2	1	1	0	0	1	1	4	2.000	0	0	1	0	.500	0	0	0-0	0	0	0	.000
Pat DeMarco	.154	3-3	13	2	2	1	0	0	1	3	.231	1	0	6	1	.214	0	0	0-0	9	0	0	1.000
Dominic Keegan	.143	4-0	7	0	1	0	0	0	0	1	.143	0	0	1	0	.143	0	0	0-0	0	0	0	.000
Kiambu Fentress	.000	4-0	1	1	0	0	0	0	0	0	.000	0	1	0	0	.500	0	0	0-0	1	0	0	1.000
Justin Henry Malloy	.000	1-0	1	0	0	0	0	0	0	0	.000	0	0	0	0	.000	0	0	0-0	0	0	0	.000
Isaiah Thomas	.000	3-0	0	0	0	0	0	0	0	0	.000	0	0	0	0	.000	0	0	0-0	1	0	0	1.000
Patrick Raby	.000	5-5	0	0	0	0	0	0	0	0	.000	0	0	0	0	.000	0	0	0-0	2	0	0	1.000
Drake Fellows	.000	4-4	0	0	0	0	0	0	0	0	.000	0	0	0	0	.000	0	0	0-0	1	4	0	1.000
Totals	.285	11	389	74	111	21	2	14	70	178	.458	42	12	94	3	.371	2	5	8-11	296	101	11	.973
Opponents	.232	11	371	48	86	9	2	5	43	114	.307	48	9	94	4	.331	4	3	6-11	288	102	10	.975

LOB - Team (88), Opp (91). DPs turned - Team (7), Opp (5). IBB - Team (2), Martin 1, Bleday 1, Opp (2).

(SEC games only Sorted by Earned run avg)

Player	era	w-l	app	gs	cg	sho	sv	ip	h	r	er	bb	so	2b	3b	hr	b/avg	wp	hp	bk	sfa	sha
Drake Fellows	1.95	3-0	4	4	1	1/0	0	27.2	19	6	6	12	22	2	0	1	.194	5	6	0	0	0
Jake Eder	2.84	0-0	4	0	0	0/0	0	12.2	10	7	4	6	12	0	0	1	.217	1	0	0	0	1
Patrick Raby	4.19	2-1	4	4	0	0/0	0	19.1	18	9	9	13	18	1	0	1	.257	2	1	1	3	0
Kumar Rocker	5.87	1-2	3	3	0	0/0	0	15.1	23	13	10	4	16	3	1	1	.329	2	1	1	0	1

AJ Franklin	0.00	0-0	1	0	0	0/0	0	1.0	0	0	0	0	0	0	0	0	.000	0	0	0	0	0
Tyler Brown	1.69	1-0	5	0	0	0/0	3	10.2	7	2	2	3	14	1	0	0	.179	2	0	0	0	0
Hugh Fisher	4.15	0-0	2	0	0	0/0	1	4.1	2	3	2	2	5	1	0	1	.118	1	0	0	0	0
Ethan Smith	6.00	0-0	2	0	0	0/0	0	3.0	1	2	2	4	1	1	0	0	.111	1	0	0	0	0
Zach King	8.31	0-1	3	0	0	0/0	0	4.1	5	4	4	3	5	0	1	0	.294	0	1	0	0	1
Jackson Gillis	27.00	0-0	1	0	0	0/0	0	0.1	1	2	1	1	1	0	0	0	.500	1	0	0	1	0
Totals	3.65	7-4	11	11	1	1/0	4	98.2	86	48	40	48	94	9	2	5	.232	15	9	2	4	3
Opponents	6.47	4-7	11	11	0	1/1	0	96.0	111	74	69	42	94	21	2	14	.285	7	12	0	2	5

PB - Team (3), Clarke 3, Opp (3). Pickoffs - Team (3), Fellows 1, Clarke 1, Eder 1. SBA/ATT - Clarke (5-9), Eder (3-4), Raby (1-3), Fellows (1-2), Rocker (1-2).



The Automated ScoreBook
Overall Statistics for Vanderbilt (as of Apr 05, 2019)
(All games Sorted by Batting avg)



Record: 24-7 Home: 18-3 Away: 2-3 Neutral: 4-1 SEC: 7-4

Player	avg	gp-gs	ab	r	h	2b	3b	hr	rbi	tb	slg%	bb	hp	so	gdp	ob%	sf	sh	sb-att	po	a	e	fld%
Austin Martin	.411	25-25	107	33	44	5	3	3	16	64	.598	15	3	10	2	.496	0	0	4-7	33	40	4	.948
Ethan Paul	.361	31-31	122	20	44	9	1	4	40	67	.549	9	2	22	0	.399	5	0	4-6	38	67	2	.981
Cooper Davis	.358	28-28	109	25	39	7	2	0	19	50	.459	21	1	16	3	.466	0	5	6-7	46	1	0	1.000
JJ Bleday	.344	31-31	125	35	43	6	0	12	36	85	.680	20	2	26	2	.430	4	1	0-0	56	0	0	1.000
Stephen Scott	.322	31-31	118	29	38	10	0	3	25	57	.483	21	5	26	0	.441	1	0	1-1	129	10	2	.986
Harrison Ray	.305	26-24	95	20	29	6	1	1	10	40	.421	5	3	27	0	.352	2	2	9-10	39	44	3	.965
Philip Clarke	.266	31-31	124	26	33	5	2	5	36	57	.460	14	4	20	2	.357	1	0	2-4	196	29	2	.991
Pat DeMarco	.237	20-20	76	16	18	7	2	1	15	32	.421	9	2	26	1	.322	3	0	2-3	47	0	0	1.000

Walker Grisanti	.438	11-1	16	5	7	2	1	1	6	14	.875	5	0	7	0	.571	0	1	0-0	3	0	0	1.000
Jayson Gonzalez	.380	19-13	50	14	19	2	0	1	9	24	.480	11	1	19	1	.500	0	0	2-2	8	19	4	.871
Ty Duvall	.222	23-8	54	9	12	3	0	1	9	18	.333	16	3	15	0	.419	1	0	0-0	95	15	0	1.000
Julian Infante	.196	19-17	56	9	11	3	0	3	6	23	.411	10	2	16	0	.329	2	1	0-1	124	7	0	1.000
Kiambu Fentress	.167	12-2	6	3	1	0	0	0	0	1	.167	3	1	2	0	.500	0	3	2-2	5	0	0	1.000
Dominic Keegan	.083	9-0	12	0	1	0	0	0	0	1	.083	0	1	4	0	.154	0	0	0-0	4	2	0	1.000
Justyn-Henry Malloy	.083	11-0	12	2	1	0	0	0	2	1	.083	5	1	3	1	.389	0	0	0-0	3	0	0	1.000
Matt Hogan	.000	2-0	2	1	0	0	0	0	0	0	.000	1	0	2	0	.333	0	0	0-0	0	0	0	.000
Isaiah Thomas	.000	8-0	2	0	0	0	0	0	0	0	.000	0	0	0	0	.000	0	0	0-0	3	0	0	1.000
John Malcom	.000	1-0	1	0	0	0	0	0	1	0	.000	0	0	0	0	.000	0	0	0-0	0	0	0	.000
Drake Fellows	.000	7-7	0	0	0	0	0	0	0	0	.000	0	0	0	0	.000	0	0	0-0	3	4	1	.875
Tate Kolwyck	.000	2-0	0	0	0	0	0	0	0	0	.000	1	0	0	0	1.000	0	0	0-0	0	0	0	.000
Patrick Raby	.000	10-10	0	0	0	0	0	0	0	0	.000	0	0	0	0	.000	0	0	0-0	2	3	0	1.000
Sterling Hayes	.000	3-0	0	2	0	0	0	0	0	0	.000	2	0	0	0	1.000	0	0	0-0	1	2	0	1.000
Totals	.313	31	1087	249	340	65	12	35	230	534	.491	168	31	241	12	.413	19	13	32-43	839	262	19	.983
Opponents	.220	31	1035	128	228	42	4	11	122	311	.300	129	33	340	10	.323	9	6	24-37	791	250	36	.967

LOB - Team (278), Opp (245). DPs turned - Team (15), Opp (14). IBB - Team (6), Bleday 2, Martin 1, Davis 1, Duvall 1, Paul 1, Opp (2). Picked off - Ray 1, Clarke 1, Paul 1, Martin 1.

(All games Sorted by Earned run avg)

Player	era	w-l	app	gs	cg	sho	sv	ip	h	r	er	bb	so	2b	3b	hr	b/avg	wp	hp	bk	sfa	sha
Mason Hickman	2.19	3-0	9	3	0	0/1	2	37.0	25	9	9	8	50	9	1	1	.189	0	1	0	1	0
Patrick Raby	2.47	5-1	8	8	0	0/0	0	40.0	30	13	11	22	38	1	0	1	.214	3	2	1	3	2
Drake Fellows	3.44	6-0	8	8	1	1/0	0	49.2	40	19	19	22	58	10	0	3	.220	7	10	0	1	0

Tyler Brown	1.64	1-0	13	0	0	0/1	6	22.0	16	4	4	4	32	3	0	0	.198	2	0	0	1	0
Hugh Fisher	1.69	1-0	9	0	0	0/1	2	16.0	15	4	3	9	19	3	0	1	.234	1	2	0	0	0
Jake Eder	2.79	0-0	10	0	0	0/1	2	19.1	11	9	6	9	22	0	0	1	.167	1	1	0	0	1
Ethan Smith	3.63	3-0	8	0	0	0/1	0	17.1	9	7	7	13	22	3	0	0	.150	2	2	0	0	0
Zach King	5.48	0-2	10	3	0	0/2	1	21.1	20	13	13	10	29	0	1	0	.256	1	4	0	1	1
Kumar Rocker	6.00	2-3	7	4	0	0/0	0	24.0	33	19	16	6	26	5	1	1	.314	3	3	1	0	2
Chance Huff	6.61	2-0	6	4	0	0/0	0	16.1	15	12	12	12	19	7	0	0	.238	4	2	1	1	0
Jackson Gillis	6.75	1-1	4	0	0	0/0	0	4.0	2	4	3	5	5	0	0	0	.154	2	1	0	1	0
Austin Becker	6.75	0-0	2	0	0	0/0	1	4.0	3	4	3	4	9	0	0	0	.200	1	1	0	0	0
AJ Franklin	11.12	0-0	6	0	0	0/0	0	5.2	5	7	7	5	7	1	0	2	.217	0	3	0	0	0
Erik Kaiser	12.00	0-0	1	1	0	0/0	0	3.0	4	4	4	0	4	0	1	1	.308	0	1	0	0	0
Totals	3.77	24-7	31	31	1	3/2	14	279.2	228	128	117	129	340	42	4	11	.220	27	33	3	9	6
Opponents	7.17	7-24	31	31	0	1/1	1	263.2	340	249	210	168	241	65	12	35	.313	32	31	7	19	13

PB - Team (7), Clarke 5, Duvall 2, Opp (9). Pickoffs - Team (5), Fellows 1, Eder 1, Raby 1, Clarke 1, King 1, Opp (4). SBA/ATT - Clarke (15-24), Raby (4-7), Hickman (5-6), Duvall (4-6), King (3-6), Fellows (2-5), Scott (4-5), Eder (3-4), Rocker (2-3), Fisher (2-2), Gillis (2-2), Brown (1-1), Huff (0-1).



The Automated ScoreBook
Overall Statistics for Vanderbilt (as of Apr 05, 2019)
(All games Sorted by Fielding pct)



Player	c	po	a	e	fld%	dp	sba	csb	sba%	pb	ci
Julian Infante	131	124	7	0	1.000	5	0	0	.000	0	0
Ty Duvall	110	95	15	0	1.000	0	4	2	.667	2	0
JJ Bleday	56	56	0	0	1.000	1	0	0	.000	0	0
Pat DeMarco	47	47	0	0	1.000	0	0	0	.000	0	0
Cooper Davis	47	46	1	0	1.000	0	0	0	.000	0	0
Dominic Keegan	6	4	2	0	1.000	0	0	0	.000	0	0
Chance Huff	5	1	4	0	1.000	0	0	1	.000	0	0
Patrick Raby	5	2	3	0	1.000	0	4	3	.571	0	0
Zach King	5	0	5	0	1.000	0	3	3	.500	0	0
Kiambu Fentress	5	5	0	0	1.000	0	0	0	.000	0	0
Walker Grisanti	3	3	0	0	1.000	0	0	0	.000	0	0
Jake Eder	3	1	2	0	1.000	0	3	1	.750	0	0
Sterling Hayes	3	1	2	0	1.000	1	0	0	.000	0	0
Justyn-Henry Malloy	3	3	0	0	1.000	0	0	0	.000	0	0
Isaiah Thomas	3	3	0	0	1.000	0	0	0	.000	0	0
Ethan Smith	2	0	2	0	1.000	0	0	0	.000	0	0
Mason Hickman	2	0	2	0	1.000	0	5	1	.833	0	0
Hugh Fisher	2	2	0	0	1.000	0	2	0	1.000	0	0
Tyler Brown	1	0	1	0	1.000	0	1	0	1.000	0	0
Austin Becker	1	0	1	0	1.000	0	0	0	.000	0	0
Philip Clarke	227	196	29	2	.991	0	15	9	.625	5	0
Stephen Scott	141	129	10	2	.986	6	4	1	.800	0	0
Ethan Paul	107	38	67	2	.981	9	0	0	.000	0	0
Harrison Ray	86	39	44	3	.965	5	0	0	.000	0	0
Austin Martin	77	33	40	4	.948	6	0	0	.000	0	0
Drake Fellows	8	3	4	1	.875	0	2	3	.400	0	0
Jayson Gonzalez	31	8	19	4	.871	2	0	0	.000	0	0
Kumar Rocker	3	0	2	1	.667	0	2	1	.667	0	0
Tate Kolwyck	0	0	0	0	.000	0	0	0	.000	0	0
AJ Franklin	0	0	0	0	.000	0	0	0	.000	0	0
Erik Kaiser	0	0	0	0	.000	0	0	0	.000	0	0
Jackson Gillis	0	0	0	0	.000	0	2	0	1.000	0	0
John Malcom	0	0	0	0	.000	0	0	0	.000	0	0
Matt Hogan	0	0	0	0	.000	0	0	0	.000	0	0
Totals	1120	839	262	19	.983	15	24	13	.649	7	0
Opponents	1077	791	250	36	.967	14	32	11	.744	9	0

Hitting minimums - 2.5 TPA/Game

Pitching minimums - 1.0 IP/Game

NUMERICAL ROSTER

No.	Name	Pos.	B/T	Ht.	Wt.	Cl.	Hometown/High School
2	Harrison Ray	IF	R/R	5-11	200	Jr.	Longwood, Fla./Lake Brantley
3	Cooper Davis	OF	L/R	5-10	175	So.	Mississauga, Ontario/St. Aloysius Gonzaga
5	Philip Clarke	C	L/R	5-11	190	So.	Franklin, Tenn./Chris Presbyterian Academy
6	Tate Kolwyck	IF	R/R	5-11	185	Fr.	Memphis, Tenn./Arlington
8	Isaiah Thomas	OF	R/R	6-2	190	Fr.	Palm Beach Gardens, Fla./The Benjamin School
10	Ethan Paul	IF	L/R	5-10	180	Sr.	Bellevue, Wash./International School
11	Matt Hogan	OF	L/R	6-0	190	Fr.	Melville, N.Y./Half Hollow Hills East
12	Dominic Keegan	UTL	R/R	6-0	210	Fr.	Methuen, Mass./Central Catholic
13	Kiambu Fentress	OF	R/R	6-0	175	R-Jr.	Nashville, Tenn./Ensworth
16	Austin Martin	UTL	R/R	6-0	175	So.	Jacksonville, Fla./Trinity Christian Academy
17	Walker Grisanti	OF	L/R	5-11	195	Sr.	Collierville, Tenn./Christian Brothers
18	Pat DeMarco	OF	R/R	5-9	192	So.	Staten Island, N.Y./Winder-Barrow
19	Stephen Scott	UTL	L/R	5-11	200	Sr.	Cary, N.C./Cardinal Gibbons
20	Ty Duvall	C	L/R	5-10	185	Jr.	Lebanon, Ohio/Lebanon
21	Tyler Brown	RHP	R/R	6-4	233	So.	Ashland, Ohio/Olentangy Orange
22	Julian Infante	IF	R/R	6-3	210	Sr.	Miami, Fla./Westminister Christian
27	Ethan Smith	RHP	R/R	6-1	200	Fr.	Mt. Juliet, Tenn./Mt. Juliet
29	Patrick Raby	RHP	R/R	6-3	230	Sr.	Knoxville, Tenn./Farragut
30	Sterling Hayes	IF	R/R	6-1	190	Fr.	San Diego, Calif./Francis Parker
32	Hugh Fisher	LHP	R/L	6-5	187	So.	Eads, Tenn./Briarcrest Christian
33	Erik Kaiser	RHP	R/R	6-4	215	So.	Waterloo, Ill./Waterloo
34	Zach King	LHP	L/L	6-6	212	Jr.	Spring Hill, Tenn./Spring Hill
35	Jackson Gillis	LHP	R/L	6-3	235	Jr.	Wilmington, Mass./Wilmington
36	John Malcom	UTL	L/L	6-3	220	Fr.	West Bloomfield, Mich./Detroit Country Day
39	Jake Eder	LHP	L/L	6-4	220	So.	Ocean Ridge, Fla./Calvary Christian Academy
42	Justyn-Henry Malloy	UTL	R/R	6-2	210	Fr.	Bergenfield, N.J./St. Joseph Regional
43	Austin Becker	RHP	R/R	6-5	190	Fr.	Columbus, Ohio/Big Walnut
44	Mason Hickman	RHP	R/R	6-6	230	So.	Hendersonville, Tenn./Pope John Paull II
45	Chance Huff	RHP	R/R	6-4	210	Fr.	Niceville, Fla./Niceville
49	AJ Franklin	LHP	L/L	6-1	180	R-Jr.	Lebanon, Tenn./Wilson Central
51	JJ Bleday	OF	L/L	6-3	205	Jr.	Panama City Beach, Fla./A. Crawford Mosley
55	Joe Gobillot	LHP	L/L	6-6	228	R-Fr.	Houston, Texas/St. John's
66	Drake Fellows	RHP	L/R	6-5	216	Jr.	Plainfield, Ill./Joliet Catholic Academy
80	Kumar Rocker	RHP	R/R	6-4	255	Fr.	Athens, Ga./North Oconee
99	Jayson Gonzalez	IF	R/R	6-2	207	So.	Covina, Calif./Bishop Amat

Head Coach: 4 Tim Corbin (Ohio Wesleyan, 1984) - 17th Season at Vanderbilt
Associate Head Coach: 26 Scott Brown (SUNY-Cortland, 1999)
Assistant Coach: 24 Mike Baxter (Vanderbilt, 2005)
Volunteer Coach: 1 David Macias (Vanderbilt, 2008)
Athletic Trainer: Tracy Campbell (James Madison, 2008)
Strength & Conditioning Coach: Chris Ham (Illinois, 2005)
Director of Baseball Operations: Brooks Webb (Birmingham Southern, 2011)
Director of Player Development: Brandon Barak (Illinois, 2012)
Video Coordinator: Josh Ruchotzke (Vanderbilt, 2017)
Equipment Manager: Kevin Collins (Purdue, 2015)

PRONUNCIATION CHART

JJ Bleday _____ bleh-DAY
Kiambu Fentress _____ key-AHM-boo
Joe Gobillot _____ GAW-buh-lo
Walker Grisanti _____ greh-sahn-TEE
Tate Kolwyck _____ COLE-wick
Methuen, Massachusetts _____ METH-OO-EN
Patrick Raby _____ ray-BEE
Kumar Rocker _____ KOO-mar

ALPHABETICAL ROSTER

#	Name	Pos.	Yr.
43	Austin Becker	RHP	Fr.
51	JJ Bleday	OF	Jr.
21	Tyler Brown	RHP	So.
5	Philip Clarke	C	So.
3	Cooper Davis	OF	Jr.
18	Pat DeMarco	OF	So.
20	Ty Duvall	C	Jr.
39	Jake Eder	LHP	So.
66	Drake Fellows	RHP	Jr.
13	Kiambu Fentress	OF	R-Jr.
32	Hugh Fisher	LHP	So.
49	AJ Franklin	LHP	R-Jr.
35	Jackson Gillis	LHP	Jr.
55	Joe Gobillot	LHP	R-Fr.
99	Jayson Gonzalez	IF	So.
17	Walker Grisanti	OF	Sr.
30	Sterling Hayes	IF	Fr.
44	Mason Hickman	RHP	So.
11	Matt Hogan	OF	Fr.
45	Chance Huff	RHP	Fr.
22	Julian Infante	IF	Sr.
33	Erik Kaiser	RHP	So.
12	Dominic Keegan	UTL	Fr.
34	Zach King	LHP	Jr.
6	Tate Kolwyck	IF	Fr.
36	John Malcom	UTL	Fr.
42	Justyn-Henry Malloy	UTL	Fr.
16	Austin Martin	IF	So.
10	Ethan Paul	IF	Sr.
29	Patrick Raby	RHP	Sr.
2	Harrison Ray	IF	Jr.
80	Kumar Rocker	RHP	Fr.
19	Stephen Scott	UTL	Sr.
27	Ethan Smith	RHP	Fr.
8	Isaiah Thomas	OF	Fr.

EXPERIENCE BREAKDOWN

Seniors (5) _____ Grisanti, Infante, Paul, Raby, Scott
Redshirt Juniors (2) _____ Fentress, Franklin
Juniors (7) __ Bleday, Davis, Duvall, Fellows, Gillis, King, Ray
Sophomores (9) _____ Brown, Clarke, DeMarco, _____ Eder, Fisher, Gonzalez, Hickman, Kaiser, Martin
Redshirt Freshman (1) _____ Gobillot
Freshmen (11) _____ Becker, Hayes, Hogan, Huff, Keegan, _____ Kolwyck, Malcom, Malloy, Rocker, Smith, Thomas



Harrison Ray
So. ★ 5-11 ★ 200 ★ R/R
IF ★ Longwood, Fla.



Cooper Davis
So. ★ 5-10 ★ 175 ★ L/R
OF ★ Mississauga, Ontario



Philip Clarke
So. ★ 5-11 ★ 190 ★ L/R
C ★ Franklin, Tenn.



Tate Kolwyck
Fr. ★ 5-11 ★ 185 ★ R/R
IF ★ Memphis, Tenn.



Isaiah Thomas
Fr. ★ 6-2 ★ 190 ★ R/R
OF ★ Palm Beach Gardens, Fla.



Ethan Paul
Sr. ★ 5-10 ★ 180 ★ L/R
IF ★ Bellevue, Wash.



Matt Hogan
Fr. ★ 6-0 ★ 190 ★ L/R
OF ★ Melville, N.Y.



Dominic Keegan
Fr. ★ 6-0 ★ 210 ★ R/R
UTL ★ Methuen, Mass.



Kiambu Fentress
R-Jr. ★ 6-0 ★ 175 ★ R/R
OF ★ Nashville, Tenn.



Austin Martin
So. ★ 6-0 ★ 175 ★ R/R
UTL ★ Jacksonville, Fla.



Walker Grisanti
Sr. ★ 5-10 ★ 195 ★ L/R
OF ★ Collierville, Tenn.




Pat DeMarco
So. ★ 5-9 ★ 192 ★ R/R
OF ★ Staten Island, N.Y.




Stephen Scott
Sr. ★ 5-11 ★ 200 ★ L/R
UTL ★ Cary, N.C.




Ty Duvall
Jr. ★ 5-10 ★ 185 ★ L/R
C ★ Lebanon, Ohio




Tyler Brown
So. ★ 6-4 ★ 233 ★ R/R
RHP ★ Ashland, Ohio



Julian Infante
Sr. ★ 6-3 ★ 210 ★ R/R
IF ★ Miami, Fla.




Ethan Smith
Fr. ★ 6-1 ★ 200 ★ R/R
RHP ★ Mt. Juliet, Tenn.




Patrick Raby
Sr. ★ 6-3 ★ 230 ★ R/R
RHP ★ Knoxville, Tenn.



Sterling Hayes
Fr. ★ 6-1 ★ 190 ★ R/R
IF ★ San Diego, Calif.



Hugh Fisher
So. ★ 6-5 ★ 187 ★ R/L
LHP ★ Eads, Tenn.



Erik Kaiser
So. ★ 6-4 ★ 215 ★ R/R
RHP ★ Waterloo, Ill.



Zach King
Jr. ★ 6-6 ★ 212 ★ L/L
LHP ★ Spring Hill, Tenn.



Jackson Gillis
So. ★ 6-3 ★ 235 ★ R/L
LHP ★ Wilmington, Mass.



John Malcom
Fr. ★ 6-3 ★ 220 ★ L/L
UTL ★ West Bloomfield, Mich.



Jake Eder
So. ★ 6-4 ★ 220 ★ L/L
LHP ★ Ocean Ridge, Fla.




Justyn-Henry Malloy
Fr. ★ 6-2 ★ 210 ★ R/R
UTL ★ Bergenfield, N.J.




Austin Becker
Fr. ★ 6-5 ★ 190 ★ R/R
RHP ★ Columbus, Ohio




Mason Hickman
So. ★ 6-6 ★ 230 ★ R/R
RHP ★ Hendersonville, Tenn.




Chance Huff
Fr. ★ 6-4 ★ 210 ★ R/R
RHP ★ Niceville, Fla.




AJ Franklin
R-Jr. ★ 6-1 ★ 180 ★ L/L
LHP ★ Lebanon, Tenn.




JJ Bleday
Jr. ★ 6-3 ★ 205 ★ L/L
OF ★ Panama City Beach, Fla.




Joe Gobillot
R-Fr. ★ 6-6 ★ 228 ★ L/L
LHP ★ Houston, Texas



Drake Fellows
So. ★ 6-5 ★ 216 ★ L/R
RHP ★ Plainfield, Ill.




Kumar Rocker
Fr. ★ 6-4 ★ 255 ★ R/R
RHP ★ Athens, Ga.




Jayson Gonzalez
So. ★ 6-2 ★ 207 ★ R/R
IF ★ Covina, Calif.




Tim Corbin
Head Coach
17th Season



Scott Brown
Associate Head Coach
7th Season



Mike Baxter
Hitting Coach
2nd Season



David Macias
Volunteer Assistant Coach
2nd Season