



# VANDERBILT

## 2019 BASEBALL GAME NOTES



Vanderbilt Athletic Communications ★ 2601 Jess Neely Dr. Nashville, TN 37212  
Baseball Contact: Andrew Pate ★ Cell: 713.387.9119 ★ Email: andrew.pate@vanderbilt.edu  
VUCommodores.com ★ Twitter: @VandyBoys

### 2019 SCHEDULE/RESULTS

OVERALL: 20-5 | SEC: 4-2 | H: 15-2 | A: 1-2 | N: 4-1

#### FEBRUARY (6-2)

15	vs. Virginia#	W, 15-9	Talking Stick, Ariz.
16	vs. #25 Cal State Fullerton#	W, 14-9	Talking Stick, Ariz.
17	vs. #19 TCU#	L, 10-2	Talking Stick, Ariz.
20	EVANSVILLE	W, 5-4	Nashville, Tenn.
23	PEPPERDINE	CANCELLED	Nashville, Tenn.
24	PEPPERDINE (G1)	W, 6-3	Nashville, Tenn.
24	PEPPERDINE (G2)	W, 6-2	Nashville, Tenn.
26	SE MISSOURI STATE	W, 11-3	Nashville, Tenn.
27	AUSTIN PEAY	L, 7-6 (10)	Nashville, Tenn.

#### MARCH (14-3)

1	DAYTON	W, 11-3	Nashville, Tenn.
2	DAYTON (G1)	W, 5-1	Nashville, Tenn.
2	DAYTON (G2)	W, 2-0	Nashville, Tenn.
5	DAVIDSON	W, 24-2	Nashville, Tenn.
6	ETSU	W, 12-4	Nashville, Tenn.
8	ILLINOIS STATE	W, 10-4	Nashville, Tenn.
10	ILLINOIS STATE (G1)	W, 9-1	Nashville, Tenn.
10	ILLINOIS STATE (G2)	L, 7-3	Nashville, Tenn.
12	SAMFORD	W, 11-6	Nashville, Tenn.
15	at #19 Texas A&M*	W, 7-4	College Station, Texas
16	at #19 Texas A&M*	L, 8-7	College Station, Texas
17	at #19 Texas A&M*	L, 7-0	College Station, Texas
19	vs. Belmont^	W, 3-0	Nashville, Tenn.
21	#14 FLORIDA*	W, 5-0	Nashville, Tenn.
22	#14 FLORIDA*	W, 15-2	Nashville, Tenn.
23	#14 FLORIDA*	W, 14-2	Nashville, Tenn.
26	vs. Lipscomb^	W, 15-1	Nashville, Tenn.
29	TENNESSEE*	6:30 p.m.	Nashville, Tenn.
30	TENNESSEE*	8 p.m.	Nashville, Tenn.
31	TENNESSEE*	2 p.m.	Nashville, Tenn.

#### APRIL (0-0)

2	WESTERN KENTUCKY	6:30 p.m.	Nashville, Tenn.
5	at Georgia*	6 p.m.	Athens, Ga.
6	at Georgia*	1 p.m.	Athens, Ga.
7	at Georgia*	11 a.m.	Athens, Ga.
9	at Middle Tennessee	6 p.m.	Murfreesboro, Tenn.
12	ARKANSAS*	7 p.m.	Nashville, Tenn.
13	ARKANSAS*	8 p.m.	Nashville, Tenn.
14	ARKANSAS*	1 p.m.	Nashville, Tenn.
16	INDIANA STATE	6 p.m.	Nashville, Tenn.
19	at Alabama*	6 p.m.	Tuscaloosa, Ala.
20	at Alabama*	8 p.m.	Tuscaloosa, Ala.
21	at Alabama*	1 p.m.	Tuscaloosa, Ala.
25	AUBURN*	6:30 p.m.	Nashville, Tenn.
26	AUBURN*	7 p.m.	Nashville, Tenn.
27	AUBURN*	1 p.m.	Nashville, Tenn.
30	TENNESSEE TECH	6:30 p.m.	Nashville, Tenn.

#### MAY (0-0)

3	at South Carolina*	6 p.m.	Columbia, S.C.
4	at South Carolina*	7 p.m.	Columbia, S.C.
5	at South Carolina*	12:30 p.m.	Columbia, S.C.
7	at Louisville	6 p.m.	Louisville, Ky.
10	MISSOURI*	6:30 p.m.	Nashville, Tenn.
11	MISSOURI*	2 p.m.	Nashville, Tenn.
12	MISSOURI*	1 p.m.	Nashville, Tenn.
14	MIDDLE TENNESSEE	6:30 p.m.	Nashville, Tenn.
16	at Kentucky*	5:30 p.m.	Lexington, Ky.
17	at Kentucky*	5:30 p.m.	Lexington, Ky.
18	at Kentucky*	1 p.m.	Lexington, Ky.
21-26	SEC Tournament		Birmingham, Ala.

# MLB4 Collegiate Baseball Tournament (Salt River Fields)

^ First Tennessee Park

\* Southeastern Conference game

### #6 VANDERBILT COMMODORES (20-5, 4-2 SEC) vs. TENNESSEE VOLUNTEERS (20-6, 2-4 SEC)

March 29, 2019 ★ 6:30 p.m. CT ★ Nashville, Tenn. ★ Hawkins Field (3,626)

GAME 26



#### VANDERBILT

Record: 20-5 Overall, 4-2 SEC

Home / Away / Neutral: 15-2 / 1-2 / 4-1

Rankings: D1: 6 | NCBWA: 4 | Coaches: 5

BA: 4 | CB: 5 | PG: 5

Head Coach: Tim Corbin

Career Record: 807-485-1 (22nd)

Record at Vanderbilt: 701-347-1 (17th)



#### TENNESSEE

Record: 20-6 Overall, 2-4 SEC

Home / Away / Neutral: 15-3 / 1-3 / 4-0

Rankings: D1: NR | NCBWA: NR | Coaches: 23

BA: NR | CB: NR | PG: NR

Head Coach: Tony Vitello

Career Record: 49-33 (2nd)

Record at Tennessee: Same

**THROWING UP ZEROS:** Vandy pitching has permitted just seven runs in its last 45 innings (five games) while posting a 1.40 ERA and limiting foes to a .157 average.

- ★ Opponents have scored runs in four innings over the last five contests, averaging 1.4 runs per game.
- ★ During that stretch, Vandy posted a 25 scoreless-inning streak, the longest for a Commodore staff since 32 consecutive from March 13-20, 2011.

**REVIEWING THE RPI:** Vandy is No. 3 nationally in the RPI and first in the SEC, jumping 12 spots since last Friday.

- ★ The Dores are 8-3 against opponents in the RPI top 50. Vandy's eight wins vs. Top 50 opponents is tied for third nationally with UCLA and Texas.
- ★ Tennessee enters Friday at No. 13. Seven SEC teams are in the top 25 of the RPI.

**LATER GATOR:** Vanderbilt is coming off its first sweep of Florida since 2007. The Dores outscored the Gators 34-6.

- ★ Vandy's 34 runs were the most in an SEC series since scored 48 against Alabama, May 18-20, 2017.
- ★ The Dores batted .351 in the three games and trailed for just one inning, coming in the third on Saturday.
- ★ The series victory was the Commodores' 50th at Hawkins Field since the start of the 2011 season.

**PITCHING PROWESS:** Vandy pitching enters Friday third nationally with 11.1 strikeouts per nine innings.

- ★ The Dores have struck out 10-plus batters in 16 of their 25 games including 10 on Saturday vs. Florida.
- ★ Vanderbilt pitching struck out an average of 9.3 batters against Tennessee during its three games in Knoxville a season ago.

**IN THE RANKINGS:** Vanderbilt jumped ahead two spots to No. 6 in the D1Baseball.com rankings on Monday.

- ★ The Commodores have remained in the top 10 throughout the season including five weeks at No. 1.

**SENIOR SLUGGER:** Senior **Ethan Paul** has been on a tear as the Commodores' seven-hole hitter this season.

- ★ Paul paced Vandy with seven RBIs in the Florida series.
- ★ Paul is the team leader with 13 multi-hit games and is tied for first with nine multi-RBI games.

**TABLE SETTERS:** Vanderbilt's top of the order -- **Cooper Davis, Austin Martin** and **JJ Bleday** -- has batted .383 (104-for-271) with 3.2 runs/game and 2.36 RBIs/game.

- ★ Martin leads the SEC in batting average (.437). Bleday is tied for first in home runs (9) and Davis is tied for fourth in triples (2).

**2018 REWIND:** Vandy advanced to its seventh NCAA Super Regional in the last nine seasons before falling one win shy of reaching the College World Series. The Dores won 10 of their final 14 games and finished ranked No. 18.

**25 DOWN:** Vandy's 20-5 start is its best through 25 games since beginning its 2016 campaign, 21-4. The Dores finished that season with 47 victories.

- ★ Vanderbilt's .324 average is its highest through 25 games since batting .341 through as many in 2011.
- ★ The Commodores 14-3 record in March is their best since posting the same record through 17 in 2013.

**AGAINST TENNESSEE:** Vanderbilt and Tennessee meet for the 334th time in the history of the programs Friday.

- ★ Tennessee leads the all-time series, 175-156-2.
- ★ The Commodores are 32-18 against Tennessee under head coach **Tim Corbin** (2003-present).
- ★ The squads have met at least once each of the last 60 seasons. Vandy is 70-65-1 at home vs. the Vols and 17-6 against the club at Hawkins Field.

**MR. 700:** Head coach **Tim Corbin** captured his 700th win at Vanderbilt with Saturday's 14-2 victory vs. Florida.

- ★ Corbin secured his 800th career win March 10 with a 9-1 result vs. Illinois State, becoming just the 26th active head coach to reach the milestone.
- ★ Corbin is in his 22nd year as a head coach. He has 701 wins at Vanderbilt and 106 at Presbyterian.

**OUT OF THE GATE:** Vandy has scored in the first inning in 12 of its 25 games including six of the last 13.

- ★ The Dores are 11-1 when scoring in the first inning.
- ★ **JJ Bleday** delivered a one-out, RBI-double in the first inning on Thursday against No. 14 Florida.

**ON THE OFFENSIVE:** Vanderbilt ranks first in the SEC in on-base percentage (.428) and triples (11). The Dores are second in batting average (.324), hits (282) and scoring (8.7).

- ★ Vandy has scored five-plus runs 20 times. The Dores have produced 10-plus runs 11 times including eight during the month of March.

**DE-FENSE:** Vandy leads the SEC and ranks fourth nationally with a .983 fielding percentage.

- ★ In 2018, Vandy set a new school record and finished fifth nationally with a .981 fielding percentage.
- ★ The Dores have posted a fielding percentage of .975 or better in five of the last six years.

**LET'S PLAY TWO:** Due to inclement weather, Vandy has played three doubleheaders this season. That is the most regular season twin bills since playing as many in 2006.

- ★ It is also the most doubleheaders hosted at Hawkins Field (2002-present) in a single season.

**THE STREAK CONTINUES:** Vanderbilt's current streak of 13 consecutive NCAA Tournament appearances is the longest in the SEC and the third-longest nationally, trailing only Florida State (41) and Cal State Fullerton (27).

**NO. 4, MR. TIM CORBIN:** Head coach **Tim Corbin** is in his 17th season (2003-present) at the helm. Corbin has led the Commodores to 14 NCAA Tournaments, eight Super Regionals, three College World Series, one national championship (2014) and one runner-up (2015).

- ★ Corbin is 701-347-1 (.668) at Vandy and became the program's all-time winningest coach with a 9-4 victory on March 4, 2018 against Houston.
- ★ Under Corbin, 40 players have been named an All-American including 11 who have received first-team recognition.
- ★ In the Corbin era, 22 players have gone on to play in the Major Leagues, the most in the SEC since 2003.

**LET THE KIDS PLAY:** Vanderbilt's freshman class was ranked No. 2 nationally by Baseball America.

- ★ Six players appeared on the 2018 BA500, which ranks the best 500 players in the draft class.
- ★ Eight freshmen made their collegiate debuts on opening weekend. **Justyn-Henry Malloy** registered a pinch-hit RBI single and **Sterling Hayes** scored a run among notables.

**DORES ON TOP:** In Sept. 2017, D1Baseball.com recognized Vanderbilt as the No. 2 program nationally in the publication's bi-annual Top 100 rankings.

- ★ The list is designed to assess the overall health of programs in the current era with the ultimate goal of identifying "the programs in the best shape right now, with an eye towards the next five to 10 years."
- ★ The Commodores were ranked the nation's top program in D1Baseball's inaugural rankings (2015).

**WELCOME TO THE HAWK:** The Commodores have been tough to beat at Hawkins Field since the facility opened its gates in 2002. Vanderbilt boasts a 450-161-1 (.736) all-time record at its home including a 343-102-1 (.770) mark since the start of the 2007 season.

- ★ The Dore won 6-of-7 regular season three-game home series in 2018 and have won 50-of-63 three-game sets at The Hawk since 2011.

**MAJOR LEAGUE DORES:** In total, 13 former players made a MLB appearance in 2018, a mark that ranks second nationally and first in the SEC.

- ★ Vandy boasts eight players on MLB rosters to begin the 2019 season including five pitchers set to make a start.

**SENIOR LEADERS:** Vandy's five-member senior class is its largest since carrying seven in 2008. The class includes OF **Walker Grisanti**, 1B **Julian Infante**, SS **Ethan Paul**, RHP **Patrick Raby** and UTL **Stephen Scott**.

- ★ The unit has helped Vandy to 134 victories, three NCAA Regionals and two Super Regionals. The unit is looking for its first trip to the College World Series.

**VETERAN PRESENCE:** Vanderbilt returns eight positional starters and four starting pitchers from last season.

- ★ Offensively, 2019 returners contributed 80.5% of runs scored, 82.6% of hits, 82.7% of extra-base hits, 82% of RBIs and 72% of stolen bases in 2018.
- ★ Returning pitchers totaled 90% of starts, 85.7% of wins, 80% of innings pitched and 77% of strikeouts.

**FRESHMAN ORIENTATION:** Vandy led the nation as four student-athletes were named to the 2018 Collegiate Baseball Freshman All-American Team. **Philip Clarke**, **Pat DeMarco**, **Mason Hickman** and **Austin Martin** -- all returning for 2019 -- were recognized for their efforts.

**FIRST FOR FIRST ROUND PICKS:** Vanderbilt leads the SEC with 22 MLB first-round draft picks (including first-round supplemental picks). Vandy is one of two universities to produce multiple No. 1 picks with **David Price** in 2007 and **Dansby Swanson** in 2015.

**FAR AND WIDE:** The 2019 roster features players from 14 different states as well as one (**Cooper Davis**) from Ontario, Canada. In total, 12 players hail from Tennessee and another eight call Florida home.

- ★ Three Commodores are from Ohio while two players are represented from California, Georgia, Illinois, Massachusetts, New Jersey and New York.

**VANDERBILT RECORD WHEN...**

		<b>2019</b>
SEC Standing	T-4th, 1.0 GB	
SEC East Standing	2nd, 1.0 GB	
Home/Road/Neutral	15-2/1-2/4-1	
Day/Night	12-5/8-0	
vs. RH/LH starters	14-1/6-3	
Leading after 6 innings	20-2	
Tied after 6 innings	0-0	
Trailing after 6 innings	0-3	
Leading after 7 innings	20-2	
Tied after 7 innings	0-0	
Trailing after 7 innings	0-3	
Leading after 8 innings	20-1	
Tied after 8 innings	0-1	
Trailing after 8 innings	0-3	
Vanderbilt scores first	15-2	
Opponents score first	5-3	
Shutouts	3-1	
Scoring less than 3 runs	1-2	
Scoring 3 to 5 runs	4-1	
Scoring 6 or more runs	15-2	
Vanderbilt hits HR/hit 0 HR	13-3/6-2	
1-run/2-run games	1-2/1-0	
Walk-offs	0-1	
Extra innings (home/road/neutral)	0-1/0-0/0-0	
Series openers/finales	6-0/3-3	
Series W-L (home)	4-0	
Series W-L (road)	0-1	
Series W-L (neutral)	1-0	
Series W-L (total)	5-1	
Three-game sweeps (home/road)	2-0/0-0	
Come-from-behind-wins	5	

**UPCOMING MILESTONES**

JJ Bleday	20 Career Doubles (19)
Philip Clarke	100 Career Hits (91)
Drake Fellows	200.0 Innings Pitched (195.2)
Austin Martin	50 Career Walks (49)
Austin Martin	30 Career Stolen Bases (26)
Ethan Paul	50 Career Doubles (49)
Ethan Paul	200 Career Hits (195)

**VANDY TEAM LEADERS**

<b>Batting</b>	
Hits	Ethan Paul (40)
Doubles	Stephen Scott (10)
Triples	Austin Martin (3)
HR	JJ Bleday (9)
RBIs	Ethan Paul (37)
Runs	Austin Martin/JJ Bleday (30)
SB	Harrison Ray (8)
BB	Stephen Scott (20)
AVG	Austin Martin (.437)
OBP	Austin Martin (.529)
SLG	JJ Bleday (.694)

<b>Pitching</b>	
ERA (reliever, min. 10.0 IP)	Hugh Fisher (1.46)
ERA (starter)	Patrick Raby (0.57)
Wins	Drake Fellows (5)
Saves	Tyler Brown (5)
Appearances	Tyler Brown (10)
Starts	D. Fellows/P. Raby (6)
Innings (reliever)	Zach King (17.2)
Innings (starter)	Drake Fellows (36.2)
Strikeouts (reliever)	Tyler Brown (26)
Strikeouts (starter)	Drake Fellows (48)

VANDERBILT IN THE NATIONAL RANKINGS						
DATE	BA	NCBWA	CB	USA	D1	PG
Preseason	1	1	2	2	1	3
Feb. 18	1	2	2	2	1	3
Feb. 25	1	2	2	2	1	3
March 4	1	1	2	1	1	2
March 11	1	1	4	2	1	2
March 18	5	5	6	6	8	6
March 25	4	4	5	5	6	5
April 1						
April 8						
April 15						
April 22						
April 29						
May 6						
May 13						
May 20						
May 27						
June 3						
FINAL						
*For consistency, Vanderbilt uses the D1Baseball.com (D1) poll as its primary ranking.						

UPCOMING SCHEDULE AND PROBABLE PITCHING MATCHUPS			
DATE	OPPONENT	VANDERBILT STARTER	OPPOSING STARTER
Fri., Mar. 29	Tennessee	RHP Drake Fellows (5-0, 3.68 ERA)	RHP Garrett Stallings (5-1, 1.79 ERA)
Sat., Mar. 30	Tennessee	RHP Patrick Raby (4-0, 0.57 ERA)	RHP Zach Linginfelter (4-2, 2.29 ERA)
Sun., Mar. 31	Tennessee	RHP Kumar Rocker (2-2, 4.43 ERA)	RHP Will Neely (2-1, 5.02 ERA)

## BATTING NOTES

### 51 ★ JJ Bleday, OF

L/L

6-3

205 lbs.

Jr.

Panama City Beach, Fla.

Year	avg	gp-gs	ab	r	h	2b	3b	hr	rbi	tb	slg%	bb	hbp	so	gdp	ob%	sf	sh	sb-att	po	a	e	fld%
2017	.256	51-48	164	23	42	8	0	2	22	56	.341	34	0	26	2	.384	0	0	0-2	83	4	4	.956
2018	.368	39-35	133	26	49	5	1	4	15	68	.511	31	2	23	4	.494	0	0	2-3	72	1	0	1.000
2019	.357	25-25	98	30	35	6	0	9	29	68	.694	18	2	21	2	.451	4	1	0-0	44	0	0	1.000
TOTAL	.319	115-108	395	79	126	19	1	15	66	192	.486	83	4	70	8	.438	4	1	2-5	199	5	4	.981

- ★ Baseball America First-Team Preseason All-American ... D1Baseball Second-Team Preseason All-American ... Second-Team Preseason All-SEC.
- ★ Ranked as D1Baseball.com's No. 11 prospect for the 2019 MLB Draft and No. 3 prospect in the SEC.
- ★ Named the Cap Cod League's top pro prospect by scouts last summer.
- ★ Has reached base in 52 of his last 53 games including 47 consecutive from March 4, 2018-March 17, 2019 ... Batting .358 (19-for-53) with runners on base.
- ★ Recorded his first multi-homer game on Tuesday, belting a three-run shot and two-run dinger on Tuesday against Lipscomb.
- ★ Ranks 12th nationally in home runs (9) and 20th in runs (30) ... Third in the SEC in slugging percentage (.687) and fifth in runs per game (1.20).
- ★ Led Vandy with a .368 average, .511 slugging percentage and .494 on-base percentage in 2018.
- ★ Recorded at least one hit in 32 of 39 games and reached base in 38 of his 39 games in '18 ... Missed 22 games (March 30-May 6) due to an oblique injury.
- ★ Belted the game-winning walk-off home run against Mississippi State for a 4-3 victory during Game 2 of the NCAA Nashville Super Regional on June 9.

### 5 ★ Philip Clarke, C

L/R

5-11

190 lbs.

So.

Franklin, Tenn.

Year	avg	gp-gs	ab	r	h	2b	3b	hr	rbi	tb	slg%	bb	hbp	so	gdp	ob%	sf	sh	sb-att	po	a	e	fld%
2018	.294	58-49	218	28	64	16	0	6	36	98	.450	27	5	40	4	.382	1	1	4-6	111	15	0	1.000
2019	.267	25-25	101	23	27	5	1	4	30	46	.455	11	4	17	2	.359	1	0	1-2	148	25	1	.994
TOTAL	.285	83-74	319	51	91	21	1	10	66	144	.451	38	9	57	6	.375	2	1	5-8	259	40	1	.997

- ★ Nation's No. 34-ranked sophomore (Perfect Game) ... SEC's No. 33-ranked prospect for the 2019 MLB Draft (D1Baseball)... First-Team Preseason All-SEC.
- ★ Second on the team with 30 RBIs ... Has recorded a hit in 19 of 25 games and an RBI in 15 games ... Has totaled seven RBIs in his last two games.
- ★ Batting .429 (6-for-14) with the bases loaded including swatting a grand slam on opening weekend against Cal State Fullerton.
- ★ Named a 2018 Collegiate Baseball Freshman All-American after leading Vanderbilt with 16 doubles in 58 appearances and 49 starts.
- ★ Batted .294 and finished third on the team with 18 multi-hit games in 2018 ... Was second in overall games with 20 two-out RBIs.
- ★ Finished second on the squad with for hits (35) and batting average (.302) in 2018 SEC play ... Made 36 starts at designated hitter and 13 starts at catcher.
- ★ Named to the 2018 NCAA Clemson Regional All-Tournament Team after batting .385 (5-for-13) with three RBIs, two home runs, two runs and two walks.
- ★ Reached base in 26 of his final 30 games ... Struck his first collegiate home run against Presbyterian on Feb. 21 as part of a 1-for-3 outing with three RBIs.

### 3 ★ Cooper Davis, OF

L/R

5-10

185 lbs.

So.

Mississauga, Ontario

Year	avg	gp-gs	ab	r	h	2b	3b	hr	rbi	tb	slg%	bb	hbp	so	gdp	ob%	sf	sh	sb-att	po	a	e	fld%
2018	.182	9-3	11	3	2	0	0	0	4	2	.182	2	0	1	0	.286	1	0	1-1	3	0	0	1.000
2019	.360	22-22	86	20	31	5	2	0	16	40	.465	16	0	10	2	.461	0	4	4-5	30	1	0	1.000
TOTAL	.340	31-25	97	23	33	5	2	0	20	42	.433	18	0	11	2	.440	1	4	5-6	33	1	0	1.000

- ★ Fourth in the SEC with two triples and seventh in hits per game ... Has logged a hit in 19 of 22 games this season.
- ★ Batting .500 (12-for-24) with two outs, .432 (16-for-37) with runners on base and .400 (8-for-20) with runners in scoring position.
- ★ Played in nine games (three starts) before suffering a broken wrist while making a diving attempt in pregame during late April a season ago.
- ★ Recorded his first collegiate hit, run and RBI on Feb. 21 while going 1-for-2 against Presbyterian ... Drew his first walk on Feb. 23 against UMass-Lowell.
- ★ Struck out just once in 11 plate appearances in 2018 ... Played the outfield in six of his nine appearances.
- ★ First Vanderbilt player in the Tim Corbin era to hail from Canada ... Played for the Canadian Jr. National U18 Team in 2017.
- ★ Drafted by the Toronto Blue Jays in the 25th round of the 2017 MLB Draft ... Played for the Toronto Blue Jays Tournament 12 team from 2013-2016.

### 18 ★ Pat DeMarco, OF

R/R

5-11

205 lbs.

So.

Staten Island, N.Y.

Year	avg	gp-gs	ab	r	h	2b	3b	hr	rbi	tb	slg%	bb	hbp	so	gdp	ob%	sf	sh	sb-att	po	a	e	fld%
2018	.277	62-62	242	48	67	12	2	11	43	116	.479	23	6	53	1	.353	1	0	10-13	108	5	1	.991
2019	.237	20-20	76	16	18	7	2	1	15	32	.421	9	2	26	1	.322	3	0	2-3	47	0	0	1.000
TOTAL	.267	82-82	318	64	85	19	4	12	58	148	.465	32	8	79	2	.345	4	0	12-16	155	5	1	.994

- ★ Nation's No. 42-ranked sophomore (Perfect Game) ... SEC's No. 26-ranked prospect for the 2019 MLB Draft (D1Baseball).
- ★ Batting .296 (16-for-54) while reaching base 26 times over his last 15 games after hitting just .091 (2-for-22) during the first five games of the year.
- ★ Registered a hit in nine of his last 10 games (March 2-present) ... Has registered three multi-hit performances in his last nine games.
- ★ Named a 2018 Collegiate Baseball Freshman All-American after leading the Commodores with 48 runs and 116 total bases.
- ★ Paced the Dores with 23 RBIs and was second with seven home runs in 30 SEC starts in 2018.
- ★ Finished second on the squad in multi-hit games (19) and multi-RBI games (13) in 2018... Was one of two players (Ethan Paul) to start all 62 games.

## BATTING NOTES CONTINUED

### 20 ★ Ty Duvall, C

L/R

5-11

190 lbs.

Jr.

Lebanon, Ohio

Year	avg	gp-gs	ab	r	h	2b	3b	hr	rbi	tb	slg%	bb	hbp	so	gdp	ob%	sf	sh	sb-att	po	a	e	fld%
2017	.375	17-4	24	6	9	3	0	0	6	12	.500	6	1	6	1	.516	0	0	0-0	63	3	1	.985
2018	.270	31-15	63	13	17	3	1	3	10	31	.492	15	0	19	2	.405	1	0	1-1	152	11	1	.994
2019	.171	17-7	41	6	7	2	0	0	7	9	.220	10	3	14	0	.364	1	0	0-0	87	12	0	1.000
TOTAL	.258	65-26	128	25	33	8	1	3	23	52	.406	31	4	39	3	.412	2	0	1-1	302	26	2	.994

- ★ Matched a career-high with three hits and four RBIs while reaching base five times as a pinch hitter in Vanderbilt's 15-2 win vs. Florida on Friday.
- ★ Has made seven starts (all at catcher) and 17 appearances ... Broke a hitless streak (0-for-24) with an eighth inning leadoff single Friday vs. Florida.
- ★ Made his first start of the season on Feb. 20 against Evansville ... Tied the game with an RBI-single in the fourth inning.
- ★ Recorded a combined 17 hits in his final 25 appearances in 2018 ... Struck a pinch-hit home run in the ninth inning at Florida on March 31.
- ★ Collected a hit in six-consecutive games between April 20-May 1, 2018 ... Belted a solo homer and reached base twice against South Carolina on April 27.
- ★ Three-year team captain at Lebanon HS in Lebanon, Ohio ... Top prospect in the state of Ohio in 2016 according to Perfect Game.

### 13 ★ Kiambu Fentress, OF

R/R

6-0

175 lbs.

R-Jr.

Nashville, Tenn.

Year	avg	gp-gs	ab	r	h	2b	3b	hr	rbi	tb	slg%	bb	hbp	so	gdp	ob%	sf	sh	sb-att	po	a	e	fld%
2017	.250	6-0	4	0	1	0	0	0	0	1	.250	0	0	0	0	.250	0	0	0-0	1	0	0	1.000
2018	.000	10-0	5	2	0	0	0	0	1	0	.000	0	0	2	0	.000	0	0	0-0	2	0	0	1.000
2019	.200	10-2	5	3	1	0	0	0	0	1	.200	3	1	2	0	.556	0	2	1-1	5	0	0	1.000
TOTAL	.143	26-2	14	5	2	0	0	0	1	2	.143	3	1	4	0	.333	0	2	1-1	8	0	0	1.000

- ★ Made his first career start March 19 vs. Belmont ... After not drawing a walk in his career, working three on Tuesday against Lipscomb.
- ★ Appeared in 10 games including six stints in the outfield and three opportunities as a pinch hitter in 2018 ... Did not record a hit in five at-bats.
- ★ Legged out an infield single at Middle Tennessee on April 18, 2017, for his first career hit ... Made his collegiate debut in LF against UT Martin April 4, 2017.

### 99 ★ Jayson Gonzalez, INF

R/R

6-2

205 lbs.

So.

Covina, Calif.

Year	avg	gp-gs	ab	r	h	2b	3b	hr	rbi	tb	slg%	bb	hbp	so	gdp	ob%	sf	sh	sb-att	po	a	e	fld%
2018	.225	44-39	138	21	31	3	0	5	28	49	.355	11	1	56	4	.287	0	0	1-1	13	51	9	.877
2019	.341	15-11	41	13	14	1	0	1	7	18	.439	10	1	17	1	.481	0	0	2-2	6	17	3	.885
TOTAL	.251	59-50	179	34	45	4	0	6	35	67	.374	21	2	73	5	.337	0	0	3-3	19	68	12	.879

- ★ Has scored at least one run in nine of 15 games played ... Has drawn 10 walks in his last 13 games... Has reached base in 13 of 15 games.
- ★ Has registered five multi-hit games and logged a hit in five of his last six games including a 1-for-2 outing on Tuesday vs. Lipscomb.
- ★ Reached base in all three games on opening weekend ... Recorded two hits, two RBIs and two runs vs. Virginia and two hits vs. Cal State Fullerton.
- ★ Made 44 appearances (39 starts) while batting .225 with 28 RBIs and 21 runs in 2018 ... Batted .300 with 16 RBIs and three homers over his first 19 games.
- ★ Was the only Commodore to produce multiple four-hit games, coming on Feb. 24, 2018, against UMass-Lowell and Feb. 27, 2018, against Austin Peay.

### 18 ★ Walker Grisanti, OF

L/R

5-10

190 lbs.

Sr.

Collierville, Tenn.

Year	avg	gp-gs	ab	r	h	2b	3b	hr	rbi	tb	slg%	bb	hbp	so	gdp	ob%	sf	sh	sb-att	po	a	e	fld%
2016	.349	30-10	43	12	15	4	2	1	10	26	.605	9	2	19	0	.481	0	0	0-1	19	0	0	1.000
2017	.267	21-2	30	7	8	2	0	0	4	10	.333	2	1	17	0	.333	0	1	0-0	4	0	0	1.000
2018	.139	21-10	36	12	5	1	0	1	5	9	.250	18	3	16	0	.448	1	1	2-3	12	0	0	1.000
2019	.429	7-1	14	4	6	2	1	0	5	10	.714	5	0	6	0	.579	0	0	0-0	3	0	0	1.000
TOTAL	.276	79-23	123	35	34	9	3	2	24	55	.447	34	6	58	0	.451	1	2	2-4	38	0	0	1.000

- ★ Went a combined 6-for-8 with five RBIs vs. Davidson and ETSU ... Finished a home run shy of the cycle alongside three RBIs vs. ETSU on March 6.
- ★ Has drawn at least one walk in four of six games with a plate appearance ... Drew two walks during Tuesday's 24-2 victory against Davidson.
- ★ Appeared in 21 games and made 10 starts for the Commodores in 2018 ... Nine of his 10 starts came in left field with the other at designated hitter.
- ★ His 18 walks in 2018 led the team among reserves ... Drew a free pass in 14 of his 21 appearances including a season-high three at UCLA on March 9.
- ★ Clubbed the game-winning home run in the top of the ninth against No. 1 Texas A&M at the 2016 SEC Tournament.

### 30 ★ Sterling Hayes, INF

R/R

6-1

190 lbs.

Fr.

San Diego, Calif.

Year	avg	gp-gs	ab	r	h	2b	3b	hr	rbi	tb	slg%	bb	hbp	so	gdp	ob%	sf	sh	sb-att	po	a	e	fld%
2019	.000	3-0	0	2	0	0	0	0	0	0	.000	2	0	0	0	1.000	0	0	0-0	1	2	0	1.000
TOTAL	.000	3-0	0	2	0	0	0	0	0	0	.000	2	0	0	0	1.000	0	0	0-0	1	2	0	1.000

- ★ Has made three appearances, drawing a walk and scoring a run on Feb. 16 vs. Cal State Fullerton and March 5 vs. Davidson.
- ★ Lettered four years in baseball at Francis Parker High School under coach David Glassey ... Also lettered in football two years in high school.
- ★ Recognized as California's No. 16 shortstop in the class of 2018 by Perfect Game ... Named 2018 first-team All-San Diego County.
- ★ Batted a career .318 including an impressive .475 on-base percentage across 124 games ... Recognized on the San Diego All-Academic Team all four years.



## BATTING NOTES CONTINUED

### 11 ★ Matt Hogan, OF

L/R

6-0

190 lbs.

Fr.

Melville, N.Y.

Year	avg	gp-gs	ab	r	h	2b	3b	hr	rbi	tb	slg%	bb	hbp	so	gdp	ob%	sf	sh	sb-att	po	a	e	fld%
2019	.000	2-0	2	1	0	0	0	0	0	0	.000	1	0	2	0	.333	0	0	0-0	0	0	0	.000
TOTAL	.000	2-0	2	1	0	0	0	0	0	0	.000	1	0	2	0	.333	0	0	0-0	0	0	0	.000

- ★ Recorded his first walk and run, coming as a pinch hitter during Vanderbilt's 24-2 victory against Davidson on March 5.
- ★ Lettered five years in baseball at Half Hollow Hills East High School under coach Tim Belz ... Also lettered twice in soccer and twice in winter track.
- ★ Ranked as New York's top outfielder and seventh overall player in the class of 2018 by Perfect Game.
- ★ Holds the Half Hollow Hills East school record for home runs, RBIs and hits ... 51st recipient of the Carl Yastrzemski Award presented to Suffolk's top player.
- ★ Batted .401 with 23 runs while posting a 4-1 record and a save as a senior ... Was a three-time all-conference honoree in baseball.

### 22 ★ Julian Infante, INF

R/R

6-3

215 lbs.

Sr.

Miami, Fla.

Year	avg	gp-gs	ab	r	h	2b	3b	hr	rbi	tb	slg%	bb	hbp	so	gdp	ob%	sf	sh	sb-att	po	a	e	fld%
2016	.259	26-22	85	17	22	4	1	6	20	46	.541	10	0	28	1	.333	1	0	1-2	176	14	3	.984
2017	.315	62-62	251	51	79	16	1	11	66	130	.518	27	3	59	6	.387	1	1	0-1	534	32	9	.984
2018	.193	50-48	161	16	31	5	1	2	18	44	.273	16	4	72	2	.276	4	2	1-1	367	20	3	.992
2019	.179	13-11	39	6	7	1	0	1	4	11	.282	8	1	8	0	.320	2	0	0-1	78	3	0	1.000
TOTAL	.259	151-143	536	90	139	26	3	20	108	231	.431	61	8	167	9	.339	8	3	2-5	1155	69	15	.988

- ★ Nation's No. 31-ranked senior according to Perfect Game.
- ★ Riding a six-game hit streak (6-for-23) and has recorded a hit in six of his last seven games ... Worked six walks in his first seven games of the season.
- ★ Swatted his 20th career home and first of the season Tuesday vs. Lipscomb ... Has reached base in 12 of 13 games this season.
- ★ Missed 10 games after colliding into Virginia's shortstop while attempting to steal second base on opening day.
- ★ Made 48 starts and 50 appearances – all coming at first base – while batting .193 with 18 RBIs and 16 runs in 2018.
- ★ Recorded 10 hits over the last 10 games of 2018, batting .312 with four runs and three RBIs during the stretch.
- ★ In 2017, led the Commodores with 66 RBIs while hitting .315 and slugging 11 homers ... Participant in 2017 College Home Run Derby (Omaha, Neb.).
- ★ Matched Jeren Kendall for the team lead with 25 multi-hit games and was second with 17 multi-RBI games in 2017.
- ★ As a freshman (2016), he hit six home runs in 26 games during the second half of the year after missing the first two months with a broken wrist.

### 12 ★ Dominic Keegan, UTL

R/R

6-0

210 lbs.

Fr.

Methuen, Mass.

Year	avg	gp-gs	ab	r	h	2b	3b	hr	rbi	tb	slg%	bb	hbp	so	gdp	ob%	sf	sh	sb-att	po	a	e	fld%
2019	.000	6-0	6	0	0	0	0	0	0	0	.000	0	1	3	0	.143	0	0	0-0	4	2	0	1.000
TOTAL	.000	6-0	6	0	0	0	0	0	0	0	.000	0	1	3	0	.143	0	0	0-0	4	2	0	1.000

- ★ Entered to play catcher and went 0-for-1 at the plate during on Tuesday vs. Lipscomb and last Friday vs. Florida.
- ★ Made his first appearance at catcher on March 5 vs. Davidson ... Reached base for the first time (HBP) in Game 2 on Feb. 24 against Pepperdine.
- ★ Made his collegiate debut opening weekend against TCU, striking out in his lone pinch-hit appearance.
- ★ Lettered four years in baseball at Central Catholic High School (Massachusetts) ... Also lettered in basketball three years in high school.
- ★ Ranked as the top catcher in Massachusetts and 14th nationally from the class of 2018 by Perfect Game ... Named all-conference all four years.
- ★ Led the Raiders to four-straight MVC large titles ... Batted .402 (112 for 278) with 75 runs, 69 RBIs and 39 extra-base hits for his high school career.
- ★ As a senior, Keegan batted an area-best .463 (38 for 82), with a .546 OBP, .768 slugging, a team-high 19 RBIs and an area-leading 30 runs.

### 6 ★ Tate Kolwyck, INF

R/R

5-11

185 lbs.

Fr.

Memphis, Tenn.

Year	avg	gp-gs	ab	r	h	2b	3b	hr	rbi	tb	slg%	bb	hbp	so	gdp	ob%	sf	sh	sb-att	po	a	e	fld%
2019	.000	2-0	0	0	0	0	0	0	0	0	.000	1	0	0	0	1.000	0	0	0-0	0	0	0	.000
TOTAL	.000	2-0	0	0	0	0	0	0	0	0	.000	1	0	0	0	1.000	0	0	0-0	0	0	0	.000

- ★ Made his collegiate debut on March 5 against Davidson, drawing a walk in his lone plate appearance.
- ★ Lettered four years in baseball at Arlington High School (Tennessee) ... Also lettered four years in football and one in basketball.
- ★ Ranked as Tennessee's No. 2 shortstop and 10th overall player in the class of 2018 by Perfect Game.
- ★ Named a 2018 Rawlings-Perfect Game Honorable Mention All-American (Southeast - All Region 2nd Team).
- ★ In his career at quarterback, passed for a school-record 10,213 yards, 119 touchdowns, rushed for 859 yards and 13 touchdowns.

## BATTING NOTES CONTINUED

### 36 ★ John Malcom, UTL L/L 6-3 220 lbs. Fr. West Bloomfield, Mich.

Year	avg	gp-gs	ab	r	h	2b	3b	hr	rbi	tb	slg%	bb	hbp	so	gdp	ob%	sf	sh	sb-att	po	a	e	fld%
2019	.000	1-0	1	0	0	0	0	0	1	0	.000	0	0	0	0	.000	0	0	0-0	0	0	0	.000
TOTAL	.000	1-0	1	0	0	0	0	0	1	0	.000	0	0	0	0	.000	0	0	0-0	0	0	0	.000

- ★ Made his collegiate debut on March 5 vs. Davidson, contributing an RBI-groundout as a pinch hitter in his long plate appearance.
- ★ Lettered four years in baseball at Detroit Country Day High School (Michigan) ... Also lettered two years in basketball.
- ★ Ranked as Michigan's top overall player and the No. 2 first baseman nationally in the class of 2018 by Perfect Game.
- ★ Named a 2018 Rawlings-Perfect Game 1st Team All-American (Central - All Region 1st Team) ... Was a three-year team captain (2016-18)

### 42 ★ Justyn-Henry Malloy, UTL R/R 6-2 210 lbs. Fr. Bergenfield, N.J.

Year	avg	gp-gs	ab	r	h	2b	3b	hr	rbi	tb	slg%	bb	hbp	so	gdp	ob%	sf	sh	sb-att	po	a	e	fld%
2019	.083	11-0	12	2	1	0	0	0	2	1	.083	5	1	3	1	.389	0	0	0-0	3	0	0	1.000
TOTAL	.083	11-0	12	2	1	0	0	0	2	1	.083	5	1	3	1	.389	0	0	0-0	3	0	0	1.000

- ★ Has appeared in 11 games, drawing five walks ... Worked the walk and scored a run on Tuesday against Lipscomb.
- ★ Appeared at designated hitter twice on opening weekend ... Recorded his first hit and RBI on the first pitch he saw against Cal State Fullerton.
- ★ Lettered four years in baseball at St. Joseph Regional (New Jersey).
- ★ Ranked as New Jersey's top third baseman and fourth overall player in the class of 2018 by Perfect Game
- ★ Named a 2018 Rawlings-Perfect Game 3rd Team All-American (Northeast - All Region 1st Team).
- ★ Helped Team USA to a Pan American gold medal ... Captain of his team as a junior and senior.

### 16 ★ Austin Martin, UTL R/R 6-0 170 lbs. So. Jacksonville, Fla.

Year	avg	gp-gs	ab	r	h	2b	3b	hr	rbi	tb	slg%	bb	hbp	so	gdp	ob%	sf	sh	sb-att	po	a	e	fld%
2018	.338	59-58	222	44	75	14	0	1	19	92	.414	35	12	46	1	.452	1	3	22-30	157	11	2	.988
2019	.437	21-21	87	30	38	3	3	2	14	53	.609	14	3	9	2	.529	0	0	4-7	26	33	3	.952
TOTAL	.366	80-79	309	74	113	17	3	3	33	145	.469	49	15	55	3	.473	1	3	26-37	183	44	5	.978

- ★ Nation's No. 47-ranked sophomore (Perfect Game) ... SEC's No. 20-ranked prospect for the 2020 MLB Draft (D1Baseball) ... First-Team Preseason All-SEC.
- ★ Has recorded a hit in 20 of 21 games and multiple hits 12 times ... Currently riding a 10-game hit streak (16-for-41), scoring 11 runs in that stretch.
- ★ Seventh nationally in runs/game (1.43) and eighth in hits/game (1.81) ... SEC leader in batting average (.437), on-base percentage (.529) and triples (3).
- ★ Has reached base in 35 of his last 36 games (dating to May 8, 2018) and recorded a hit in 30 of his last 31 games (dating to May 17, 2018).
- ★ Name NCBWA National Hitter of the Week and SEC Player of the Week after reaching base in 12 of his 16 plate appearances on opening weekend.
- ★ Led all SEC players with a .750 on-base percentage (min. 10 at-bats) and nine runs on opening weekend.
- ★ Named a 2018 Freshman All-American by Baseball America, Collegiate Baseball, NCBWA and Perfect Game ... Led Vandy with 20 multi-hit games.
- ★ Recorded a hit in 47 of his 58 games including finishing 2018 on a 10-game hitting streak.
- ★ Led the SEC with 22 stolen bases in 2018 ... His stolen-base mark was the most for a Vandy freshman since Xavier Turner had as many in 2013.
- ★ Started 58 at six positions in 2018 including center field (13x), first base (13x), left field (12x), third base (9x), designated hitter (9x) and shortstop (2x).
- ★ Was named to the 2018 NCAA Clemson Regional All-Tournament Team after batting .385 (5-for-13) with four runs and six total bases in three games.
- ★ In six NCAA Tournament games (2018), he hit a team-leading .385 (10-for-26) with five runs and three doubles ... Batted leadoff in 52 games.

## BATTING NOTES CONTINUED

### 10 ★ Ethan Paul, INF

L/R

5-10

185 lbs.

Sr.

Bellevue, Wash.

Year	avg	gp-gs	ab	r	h	2b	3b	hr	rbi	tb	slg%	bb	hbp	so	gdp	ob%	sf	sh	sb-att	po	a	e	fld%
2016	.305	54-45	167	33	51	14	2	4	31	81	.485	22	7	47	3	.406	1	1	9-13	107	62	12	.934
2017	.251	53-52	199	34	50	15	1	5	27	82	.412	18	8	47	3	.336	1	3	5-7	79	137	6	.973
2018	.237	62-62	228	43	54	12	1	10	44	98	.430	30	14	64	2	.358	2	1	18-19	96	146	6	.976
2019	.404	25-25	99	17	40	8	1	3	37	59	.596	7	2	13	0	.438	4	0	4-6	27	52	2	.975
TOTAL	.281	194-184	693	127	195	49	5	22	139	320	.462	77	31	171	8	.375	8	5	36-45	309	397	26	.964

★ Nation's No. 14-ranked senior according to Perfect Game.

★ Ranks third in the SEC with 40 hits and fourth in hits per game (1.60) ... Team leader with 13 multi-hit games ... Recorded a hit in 21 of 25 games this season.

★ Has driven in 31 runs in his last 14 games including a six-RBI performance alongside a career-best five hits last Friday against Florida.

★ Is batting a team-best .500 (28-for-56) with runners on base and team-best .488 (20-for-41) with runners in scoring position.

★ Started 110 consecutive games at second base (Feb. 22, 2017-present) making his fifth career start and first since 2016 at shortstop on opening day.

★ Selected in the 26th round (pick 775) of the 2018 MLB Draft by the Pittsburgh Pirates ... Finished second on the team in RBIs (44) and stolen bases (18).

★ Led the team in hit by pitches (14) and was third on the squad in home runs (10) in 2018 ... Helped turn 32 double plays while committing just six errors.

★ Named to the 2018 NCAA Clemson Regional All-Tournament Team after batting .333 (3-for-9) with two RBIs and a home run.

★ Struck a game-tying two-run homer during the ninth inning of the 2018 NCAA Nashville Super Regional (Game 3) against Mississippi State.

★ Produced an eight-game hitting streak from Feb. 23-March 4, 2018, and registered a base knock in 18 of the first 24 games.

### 2 ★ Harrison Ray, INF

R/R

5-11

190 lbs.

Jr.

Longwood, Fla.

Year	avg	gp-gs	ab	r	h	2b	3b	hr	rbi	tb	slg%	bb	hbp	so	gdp	ob%	sf	sh	sb-att	po	a	e	fld%
2017	.244	32-17	78	16	19	2	1	1	12	26	.333	11	1	20	4	.333	3	0	2-5	16	7	1	.958
2018	.242	42-22	91	13	22	4	3	1	14	35	.385	6	3	26	2	.307	1	0	5-6	28	33	6	.910
2019	.314	20-18	70	17	22	5	1	0	9	29	.414	3	3	17	0	.359	2	2	8-8	34	28	2	.969
TOTAL	.264	94-57	239	46	63	11	5	2	35	90	.377	20	7	63	6	.331	6	2	15-19	78	68	9	.942

★ Has recorded a hit in 15 of his last 16 starts while driving in nine and scoring 15 runs in that stretch ... Has posted three-straight double-digit hit outings.

★ Scored a career-high four runs while adding two hits during Friday's 15-2 win against Florida ... Team leader with eight stolen bases.

★ Made 22 starts in 2018, coming at four different positions including third base (13x), center field (5x), left field (2x) and right field (2x).

★ Batted .375 (6-for-16) with six runs in four appearances and three starts during the 2018 NCAA Tournament.

★ Paced the Dores with three triples including a one-out three bagger in the eighth inning during Game 2 of the 2018 NCAA Nashville Super Regional.

★ Recorded a pair of two-hit games at the 2018 Nashville Super Regional and logged at least one hit in all three games.

### 19 ★ Stephen Scott, UTL

L/R

5-11

200 lbs.

Sr.

Cary, N.C.

Year	avg	gp-gs	ab	r	h	2b	3b	hr	rbi	tb	slg%	bb	hbp	so	gdp	ob%	sf	sh	sb-att	po	a	e	fld%
2016	.091	18-1	22	2	2	0	0	0	2	2	.091	3	0	6	1	.200	0	0	0-0	1	0	0	1.000
2017	.227	38-32	119	25	27	4	0	2	11	37	.311	20	3	32	0	.347	2	0	3-3	34	2	0	1.000
2018	.268	53-47	168	42	45	11	0	15	41	101	.601	34	10	50	1	.420	0	1	6-8	302	37	4	.988
2019	.385	25-25	91	28	35	10	0	3	24	54	.593	20	5	20	0	.513	1	0	1-1	119	9	2	.985
TOTAL	.273	134-105	400	97	109	25	0	20	78	194	.485	77	18	108	2	.410	3	1	10-12	456	48	6	.988

★ 2019 Collegiate Baseball Preseason All-American ... Nation's No. 22-ranked senior (Perfect Game).

★ In his last 14 games, has gone 23-for-51 (.450) with 21 runs, 13 RBIs, 13 walks and six doubles.

★ Has recorded a multi-hit outing in seven of his last 12 games ... Set a new career high with four hits last Friday and belted a grand slam Saturday vs. Florida.

★ Selected in the 31st round of the 2018 MLB Draft by the Miami Marlins ... Started 47 games and appeared in 53 matchups in 2018.

★ Led Vandy and ranked seventh in the SEC with 15 home runs in 2018 ... Belted nine homers in his final 14 games including two vs. Tennessee and Clemson.

★ Recorded at least one hit in 16 of his final 19 games in 2018, batting .364 (24-for-66) with 21 runs, 20 RBIs, 13 walks and 10 homers during the stretch.

★ Named a 2018 Collegiate Baseball National Player of the Week in consecutive weeks on May 14 and May 21.

★ Led Vandy with a .601 slugging percentage and was second in total bases (101) and walks (34) in 2018.

### 8 ★ Isaiah Thomas, OF

R/R

6-2

190 lbs.

Fr.

Palm Beach Gardens, Fla.

Year	avg	gp-gs	ab	r	h	2b	3b	hr	rbi	tb	slg%	bb	hbp	so	gdp	ob%	sf	sh	sb-att	po	a	e	fld%
2019	.000	7-0	2	0	0	0	0	0	0	0	.000	0	0	0	0	.000	0	0	0-0	3	0	0	1.000
TOTAL	.000	7-0	2	0	0	0	0	0	0	0	.000	0	0	0	0	.000	0	0	0-0	3	0	0	1.000

★ Has appeared in seven games ... Went 0-for-1 on Tuesday vs. Lipscomb ... Made his collegiate debut on Feb. 16 vs. Cal State Fullerton.

★ Lettered four years in baseball at The Benjamin School (Florida) ... Also lettered three years in bowling.

★ Ranked as the No. 26 overall outfielder nationally in the class of 2018 by Perfect Game ... 2018 Rawlings-Perfect Game 3rd Team All-American.

★ Batted .490 with 34 RBIs, eight home runs and 16 stolen bases as a senior.

★ His second cousin (dad's side) is five-time NBA Champion and former San Antonio Spurs legend, Tim Duncan.

## PITCHING NOTES

### 43 ★ Austin Becker, RHP R/R 6-5 190 lbs. Fr. Columbus, Ohio

Year	era	w-l	app	gs	cg	sho	sv	ip	h	r	er	bb	so	2b	3b	hr	bf	bavg	wp	hbp	bk	sfa	sha
2019	6.75	0-0	2	0	0	0/0	1	4.0	3	4	3	4	9	0	0	0	20	.200	1	1	0	0	0
TOTAL	6.75	0-0	2	0	0	0/0	1	4.0	3	4	3	4	9	0	0	0	20	.200	1	1	0	0	0

- ★ Nation's No. 38-ranked freshman (Perfect Game) ... SEC's No. 29-ranked prospect for the 2021 MLB Draft (D1Baseball).
- ★ Made his collegiate debut on March 5, striking out eight Davidson batters in 3.0 hitless innings while picking up the save.
- ★ Lettered four years in baseball and two years in basketball at Big Walnut High School (Ohio).
- ★ Ranked as the nation's No. 7 unsigned player according to Baseball America ... Named a 2018 Rawlings-Perfect Game 1st Team All-American.
- ★ Ranked as Ohio's top overall player in the class of 2018 by Perfect Game as well as the No. 11 right-handed pitcher nationally by the publication.
- ★ Father Kevin Becker played professional baseball in the Boston Red Sox and Cleveland Indians organization.
- ★ Drafted by the Texas Rangers in the 37th round of the 2018 MLB Draft.

### 21 ★ Tyler Brown, RHP R/R 6-4 242 lbs. So. Ashland, Ohio

Year	era	w-l	app	gs	cg	sho	sv	ip	h	r	er	bb	so	2b	3b	hr	bf	bavg	wp	hbp	bk	sfa	sha
2018	6.03	1-5	20	2	0	0/0	3	37.1	42	26	25	11	41	8	0	3	165	.286	2	4	0	2	1
2019	2.12	0-0	10	0	0	0/1	5	17.0	13	4	4	2	26	2	0	0	66	.206	2	0	0	1	0
TOTAL	4.80	1-5	30	2	0	0/1	8	54.1	55	30	29	13	67	10	0	3	231	.262	4	4	0	3	1

- ★ Has allowed just two runs in his last eight outings (15.1 innings) while striking out 25 including four on Saturday against Florida.
- ★ Team leader with five saves this season ... Finished tied for third among Vanderbilt pitchers with 20 appearances in 2018.
- ★ Struck out at least one batter in 16 outings in 2018 including a season-high six on Feb. 25 against UMass-Lowell and March 18 at Mississippi State.
- ★ Did not permit a walk in 11 appearances and walked one or fewer in 19 of 20 outings ... Did not allow a home run over his last 13 outings (22.2 innings).
- ★ Threw 50-plus pitches five times including a season-high 75 against Texas A&M on May 22 at the 2018 SEC Tournament.
- ★ Drafted by the Cincinnati Reds in the 26th round of the 2017 MLB Draft after lettering four years at Olentangy Orange High School (Ohio).

### 39 ★ Jake Eder, LHP L/L 6-4 210 lbs. So. Ocean Ridge, Fla.

Year	era	w-l	app	gs	cg	sho	sv	ip	h	r	er	bb	so	2b	3b	hr	bf	bavg	wp	hbp	bk	sfa	sha
2018	5.45	1-4	11	9	0	0/0	0	33.0	25	22	20	22	37	5	0	4	147	.210	4	1	0	2	3
2019	3.60	0-0	8	0	0	0/1	2	10.0	6	7	4	7	13	0	0	0	45	.162	0	1	0	0	0
TOTAL	5.02	1-4	19	9	0	0/1	2	43.0	31	29	24	29	50	5	0	4	192	.199	4	2	0	2	3

- ★ Nation's No. 38-ranked sophomore (Perfect Game) ... SEC's No. 21-ranked prospect for the 2020 MLB Draft (D1Baseball).
- ★ Has not allowed a run in five of eight outings ... Had not allowed a hit in four straight games before giving up three in 2.1 innings at Texas A&M last Sunday.
- ★ Picked up his first collegiate save, striking out two in the ninth inning to lock up Vanderbilt's 5-4 win against Evansville on Feb. 20.
- ★ Made nine starts and 11 overall appearances, going 1-4 with a 5.45 ERA as a freshman in 2018.
- ★ Picked up his first collegiate win during his debut on Feb. 21, 2018, limiting Presbyterian to one hit in four scoreless innings while striking out four.
- ★ Held opponents to three runs or fewer in seven of his nine starts in 2018 ... Struck out 37 batters across 33 innings.
- ★ Drafted by the New York Mets in the 34th round of the 2017 MLB Draft after lettering three years at Delray Beach Atlantic High School (Florida).

### 66 ★ Drake Fellows, RHP L/R 6-5 205 lbs. Jr. Plainfield, Ill.

Year	era	w-l	app	gs	cg	sho	sv	ip	h	r	er	bb	so	2b	3b	hr	bf	bavg	wp	hbp	bk	sfa	sha
2017	3.30	3-3	16	10	0	0/0	1	62.2	54	28	23	17	68	9	1	9	268	.226	8	7	1	2	3
2018	3.92	7-4	16	16	0	0/3	0	96.1	75	47	42	35	107	8	1	7	398	.217	12	7	1	4	6
2019	3.68	5-0	6	6	1	1/0	0	36.2	29	15	15	19	48	9	0	2	160	.216	5	6	0	1	0
TOTAL	3.68	15-7	38	32	1	1/3	1	195.2	158	90	80	71	223	26	2	18	826	.220	25	20	2	7	9

- ★ 2019 Collegiate Baseball Preseason All-American ... 2019 Perfect Game Preseason All-American.
- ★ Nation's No. 39-ranked junior (Perfect Game) ... SEC's No. 27-ranked prospect for the 2019 MLB Draft (D1Baseball).
- ★ Named D1Baseball.com's No. 94 ranked collegiate prospect for the 2019 MLB Draft.
- ★ Tossed Vanderbilt's first complete-game shutout since 2017 last Friday, lifting Vanderbilt to a 5-0 win against No. 14 Florida.
- ★ Allowed just one extra-base hit in nine innings of work last Friday against Florida.
- ★ First in the SEC in victories (5) ... Has fanned eight-plus batters in four of his last five starts ... Team leader with 36.2 innings pitched and 48 strikeouts.
- ★ Set a new career high with 13 strikeouts on March 1 vs. Dayton ... 13 punchouts were the most for a Vandy pitcher since Kyle Wright on May 6, 2017.
- ★ Friday night starter who posted a 7-4 record and 3.92 ERA in 2018 ... Led the Commodores with 107 strikeouts (46th nationally) in 96.1 innings.
- ★ Struck out six-or-more batters in 11 of 16 starts in 2018 ... Allowed just 12 extra-base hits in his last 76.2 innings.
- ★ Became the first sophomore since 2012 to start on Opening Day, doing so in 2018 ... Tossed five-plus innings in 14 of his 16 starts.



## PITCHING NOTES CONTINUED

32 ★ Hugh Fisher, LHP				R/L				6-5		185 lbs.		So.				Eads, Tenn.							
Year	era	w-l	app	gs	cg	sho	sv	ip	h	r	er	bb	so	2b	3b	hr	bf	bavg	wp	hbp	bk	sfa	sha
2018	1.93	2-0	8	0	0	0/0	0	9.1	6	5	2	6	8	0	0	0	39	.194	2	2	0	0	0
2019	1.46	1-0	8	0	0	0/1	1	12.1	14	3	2	8	14	3	0	0	61	.275	0	2	0	0	0
TOTAL	1.66	3-0	16	0	0	0/1	1	21.2	20	8	4	14	22	3	0	0	100	.244	2	4	0	0	0

- ★ Nation's No. 17-ranked sophomore (Perfect Game) ... SEC's No. 27-ranked prospect for the 2020 MLB Draft (D1Baseball).
- ★ Has allowed just two earned runs in 12.1 innings ... Locked up his first collegiate save, holding Illinois State scoreless in four innings on March 10.
- ★ Secured his third career win and first of the season, holding Evansville off the scoreboard while striking out four in 2.1 innings on Feb. 20.
- ★ Made eight relief appearances, posting a 1.94 ERA in 2018 ... Limited opponents to a .194 batting average in 9.1 innings while striking out eight.
- ★ Did not allow an earned run in his first seven outings ... Picked up a win in each of his last two appearances.
- ★ Named a Rawlings-Perfect Game Second-Team All-American as a senior at Briarcrest Christian High School (Eads, Tenn.).

49 ★ AJ Franklin, LHP				L/L				6-2		180 lbs.		R-Jr.		Lebanon, Tenn.									
Year	era	w-l	app	gs	cg	sho	sv	ip	h	r	er	bb	so	2b	3b	hr	bf	bavg	wp	hbp	bk	sfa	sha
2018	0.00	0-0	3	0	0	0/1	0	2.2	0	0	0	1	2	0	0	0	7	.000	0	0	0	0	0
2019	11.12	0-0	6	0	0	0/0	0	5.2	5	7	7	5	7	1	0	2	31	.217	0	3	0	0	0
TOTAL	7.56	0-0	9	0	0	0/1	0	8.1	5	7	7	6	9	1	0	2	38	.172	0	3	0	0	0

- ★ Has permitted just three hits and one run in his last five outings (4.2 innings) ... Closed out Vandy's 15-2 win vs. Florida on Friday, tossing one hitless frame.
- ★ Allowed six runs, including two home runs, while walking three in one inning against Cal State Fullerton on opening weekend.
- ★ Made three appearances during his first campaign on the mound in 2018, holding opponents hitless in 2.2 innings.
- ★ Missed the 2017 season with a knee injury after redshirting in 2016.

35 ★ Jackson Gillis, LHP								R/L		6-3		225 lbs.		Jr.		Wilmington, Mass.									
Year	era	w-l	app	gs	cg	sho	sv	ip	h	r	er	bb	so	2b	3b	hr	bf	bavg	wp	hbp	bk	sfa	sha		
2017	3.60	0-0	16	0	0	0/2	0	15.0	9	8	6	11	19	3	0	2	65	.173	0	1	2	0	1		
2018	4.81	4-1	20	1	0	0/0	1	33.2	33	19	18	17	44	7	1	5	160	.256	6	7	2	3	3		
2019	6.75	1-1	4	0	0	0/0	0	4.0	2	4	3	5	5	0	0	0	20	.154	2	1	0	1	0		
TOTAL	4.61	5-2	40	1	0	0/2	1	52.2	44	31	27	33	68	10	1	7	245	.227	8	9	4	4	4		

- ★ Has allowed just two hits in his last two appearances (3.2 innings) including securing the win behind two scoreless frames vs. ETSU on March 6.
- ★ Posted a 4-1 record and 4.81 ERA across 20 appearances including one start in 2018 ... Struck out 39 batters while tossing 28.2 innings and walking nine.
- ★ First Commodore in the Tim Corbin era (2003-present) to record a win and save on the same day, coming in DH action vs. Ole Miss (April 15, 2018).
- ★ Tossed multiple innings in eight of 20 outings including three scoreless frames against Mississippi State (June 9) at the 2018 Nashville Super Regional.
- ★ Struck out multiple batters 13 times including over his first eight appearances of 2018 ... Did not permit a walk in 10 of his final 13 appearances.

55 ★ Joe Gobillot, LHP		L/L		6-6		240 lbs.		R-Fr.		Houston, Texas	
------------------------	--	-----	--	-----	--	----------	--	-------	--	----------------	--

- ★ Has not made an appearance as a Commodore ... Did not compete during his inaugural season (2018) while recovering from injury.
- ★ Lettered four years in baseball at St. John's School (Texas) ... Named Rawlings-Perfect Game Honorable Mention All-American as a senior.
- ★ High school team captain as a junior and senior ... Rawlings-Perfect Game Underclass First-Team honoree as a junior.

44 ★ Mason Hickman, RHP							R/R		6-6		230 lbs.		So.		Hendersonville, Tenn.									
Year	era	w-l	app	gs	cg	sho	sv	ip	h	r	er	bb	so	2b	3b	hr	bf	bavg	wp	hbp	bk	sfa	sha	
2018	5.21	8-2	16	13	1	1/0	0	74.1	71	45	43	30	66	14	1	10	319	.254	4	3	2	5	2	
2019	1.50	3-0	8	2	0	0/1	2	30.0	18	5	5	7	41	4	1	1	113	.173	0	1	0	1	0	
TOTAL	4.14	11-2	24	15	1	1/1	2	104.1	89	50	48	37	107	18	2	11	432	.232	4	4	2	6	2	

- ★ Has not allowed a run in his last six outings (23.0 innings) highlighted by six scoreless innings each of the last two weeks vs. Belmont and Lipscomb.
- ★ Permitted just an infield single in six scoreless innings against Lipscomb on Tuesday while striking out eight.
- ★ Struck out a career-high 12 batters in six scoreless innings during his first start of the season on March 19 vs. Belmont.
- ★ Secured the relief victory vs. Samford (March 12), holding the Bulldogs off the scoreboard across four innings.
- ★ Has not allowed a run in his last five outings (17.0 innings) while striking out 25.
- ★ Secured his first collegiate save on Feb. 24 vs. Pepperdine ... Allowed one hit in a scoreless inning of relief on Feb. 27 vs. Austin Peay.
- ★ Sunday starter who was named a Freshman All-American by Collegiate Baseball in 2018 ... Tied for third nationally among freshmen with eight victories.
- ★ Was one of three SEC freshmen to post a shutout in 2018, doing so with a seven-inning complete game victory against LSU on March 25.
- ★ During senior season at Pope John Paul II High School (Hendersonville, Tenn.) was named All-State, All-Region, and Tennessee Mr. Baseball Finalist.

## PITCHING NOTES CONTINUED

### 45 ★ Chance Huff, RHP R/R 6-4 210 lbs. Fr. Niceville, Fla.

Year	era	w-l	app	gs	cg	sho	sv	ip	h	r	er	bb	so	2b	3b	hr	bf	bavg	wp	hbp	bk	sfa	sha
2019	6.75	2-0	5	4	0	0/0	0	16.0	15	12	12	12	19	7	0	0	78	.238	3	2	1	1	0
TOTAL	6.75	2-0	5	4	0	0/0	0	16.0	15	12	12	12	19	7	0	0	78	.238	3	2	1	1	0

- ★ Nation's No. 37-ranked freshman according to Perfect Game.
- ★ Has fanned five-plus batters in three of four starts including a career-high seven in six innings while picking up the win on March 5 vs. Davidson.
- ★ Picked up the win on opening day vs. Virginia, permitting three runs and two hits while walking two and striking out two (threw 33 pitches).
- ★ Lettered four years in baseball at Niceville High School (Florida) ... Named 2018 Rawlings-Perfect Game Honorable Mention All-American.
- ★ Ranked as Florida's No. 18 right-handed pitcher and No. 46 overall player in the class of 2018 by Perfect Game.
- ★ Tossed a no-hitter while striking out 12 batters against South Walton as a senior ... Team-high 74 strikeouts in 48 innings with a 1.90 ERA as a junior.
- ★ Named among Top 45 pitchers headed to college per Baseball America ... Served as team captain his senior year.

### 33 ★ Erik Kaiser, RHP R/R 6-5 205 lbs. So. Waterloo, Ill.

Year	era	w-l	app	gs	cg	sho	sv	ip	h	r	er	bb	so	2b	3b	hr	bf	bavg	wp	hbp	bk	sfa	sha
2019	12.00	0-0	1	1	0	0/0	0	3.0	4	4	4	0	4	0	1	1	14	.308	0	1	0	0	0
TOTAL	12.00	0-0	1	1	0	0/0	0	3.0	4	4	4	0	4	0	1	1	14	.308	0	1	0	0	0

- ★ Made his first collegiate start on March 6 vs. ETSU, allowing four runs on four hits while striking out four.
- ★ Made two scoreless appearances during his freshman campaign in 2018 ... Struck out one and did not allow a base runner at Long Beach St. (March 7).
- ★ Lettered three years in baseball and played varsity basketball at Waterloo High School (Illinois).
- ★ Named Rawlings-Perfect Game Honorable Mention and All-USA Today Second-Team All-State as a senior.

### 34 ★ Zach King, LHP L/L 6-6 210 lbs. Jr. Spring Hill, Tenn.

Year	era	w-l	app	gs	cg	sho	sv	ip	h	r	er	bb	so	2b	3b	hr	bf	bavg	wp	hbp	bk	sfa	sha
2017	2.56	2-1	25	0	0	0/0	0	38.2	24	14	11	17	31	5	0	3	163	.174	4	4	0	0	4
2018	3.46	1-4	21	3	0	0/1	3	52.0	45	22	20	21	51	8	0	1	221	.237	2	6	0	1	3
2019	6.62	0-2	7	3	0	0/2	1	17.2	18	13	13	9	23	0	1	0	80	.277	1	4	0	1	1
TOTAL	3.66	3-7	53	6	0	0/3	4	108.1	87	49	44	47	105	13	1	4	464	.221	7	14	0	2	8

- ★ SEC's No. 19-ranked prospect for the 2019 MLB Draft.
- ★ After allowing multiple runs against Illinois State and Texas A&M, has tossed consecutive hitless innings against Belmont and Lipscomb.
- ★ Allowed four runs across 1.1 innings in the loss Saturday at Texas A&M ... Struck out a career-high seven batters, grabbing the win vs. Dayton on March 2.
- ★ Posted a 1-4 record alongside a 3.46 ERA in 21 appearances and three starts in 2018 ... His 21 appearances were tied with Reid Schaller for the team lead.
- ★ Limited opponents to a .237 average while leading all Vandy relievers with 51 strikeouts and 52.0 innings pitched in 2018.
- ★ Held opponents to nine extra-base hits including just one home run while adding three saves in 2018 ... Struck out three or more batters 12 times.
- ★ Did not allow an earned run in four of his final six appearances in 2018, posting a 2.28 ERA over 19.2 innings.
- ★ Did not permit an earned run in 10 appearances of 2018, all coming in his final 17 outings ... Held foes to one walk or fewer in 16 of his 21 appearances.

### 29 ★ Patrick Raby, RHP R/R 6-3 230 lbs. Sr. Knoxville, Tenn.

Year	era	w-l	app	gs	cg	sho	sv	ip	h	r	er	bb	so	2b	3b	hr	bf	bavg	wp	hbp	bk	sfa	sha
2016	2.61	7-1	15	10	0	0/1	2	58.2	35	17	17	19	63	5	0	3	220	.174	2	0	2	0	0
2017	2.73	10-4	16	16	1	0/1	0	105.1	89	38	32	30	87	16	0	7	426	.231	5	4	0	1	5
2018	3.57	5-5	16	12	0	0/1	0	68.0	69	29	27	33	57	11	2	6	299	.271	6	5	0	2	4
2019	0.57	4-0	6	6	0	0/0	0	31.2	16	4	2	18	29	0	0	0	126	.152	2	1	1	0	2
TOTAL	2.66	26-10	53	44	1	0/3	2	263.2	209	88	78	100	236	32	2	16	1071	.221	15	10	3	3	11

- ★ Nation's No. 14-ranked senior according to Perfect Game.
- ★ One win shy of matching Sonny Gray for second in program history with 27 career victories.
- ★ Second in the SEC in ERA (0.57) ... Secured his fourth win, holding No. 14 Florida to one hit in six innings ... Held No. 19 Texas A&M to three hits in five frames.
- ★ Has not allowed an extra-base hit in 31.2 innings and five starts this season.
- ★ Tied Jim Gibbs (1981-84) for third in program history with his 25th career victory on March 10 against Illinois State (5.0 IP, 4 H, 1 ER, 5 K).
- ★ Has not allowed more than one earned run in each of his six starts ... Has fanned five-plus batters in four of his last six starts.
- ★ In six starts, including three vs. ranked opponents, has held opponents to a .152 batting average in 31.2 innings.
- ★ Recorded his 200th career strikeout in his hometown of Knoxville on May 12, 2018, at Tennessee while limiting the Volunteers to two runs.
- ★ Struck out four-or-more batters on eight occasions in 2018 ... Held opponents to a .230 batting average (29-for-126) with runners on base.
- ★ Fanned a season-high eight batters without allowing an earned run in five innings of three-hit ball against TCU on March 11, 2018.
- ★ Former Collegiate Baseball Freshman All-American (2016) ... Three-time All-American at Knoxville Farragut High School.

## PITCHING NOTES CONTINUED

80 ★ Kumar Rocker, RHP				R/R				6-4				255 lbs.				Fr.				Athens, Ga.							
Year	era	w-l	app	gs	cg	sho	sv	ip	h	r	er	bb	so	2b	3b	hr	bf	bavg	wp	hbp	bk	sfa	sha				
2019	4.43	2-2	6	3	0	0/0	0	20.1	23	12	10	5	20	4	1	1	91	.277	2	2	1	0	1				
TOTAL	4.43	2-2	6	3	0	0/0	0	20.1	23	12	10	5	20	4	1	1	91	.277	2	2	1	0	1				

- ★ Nation's top-ranked freshman (Perfect Game) ... SEC's No. 3-ranked prospect for the 2021 MLB Draft (D1Baseball).
- ★ Second-highest rated high school right-handed pitcher in the 2018 MLB Draft by MLB.com.
- ★ Has allowed just five earned runs over his last five appearances (19.0 innings), striking out 19.
- ★ Helped Vandy lock up a sweep of Florida last Saturday, limiting the Gators to two earned runs while setting a career-high with six strikeouts.
- ★ Made his second career start Sunday at Texas A&M, allowing eight hits and four runs (two earned) while striking out four in 5.2 innings.
- ★ Struck out five Pepperdine batters on Feb. 23 while picking up his first collegiate victory alongside three scoreless innings.
- ★ Allowed five hits and five runs against TCU in his first collegiate start (1.1 innings) on opening weekend.
- ★ Struck out eight consecutive Oklahoma State batters on Oct. 20 (fall exhibition) as part of three hitless innings.
- ★ Tabbed the nation's third-ranked right-handed pitcher and eight-best overall player in the 2018 class by Perfect Game.
- ★ Honored as the 2017-18 Gatorade Georgia Baseball Player of the Year... Tabbed an Under Armour All-American.
- ★ Lettered four years in baseball and two years in football at North Oconee High School (Athens, Ga.).
- ★ Father, Tracy, played college football at Auburn and was the first SEC player to win both the Lombardi Award and the Outland Trophy.

27 ★ Ethan Smith, RHP				R/R				6-1				200 lbs.				Fr.				Mt. Juliet, Tenn.							
Year	era	w-l	app	gs	cg	sho	sv	ip	h	r	er	bb	so	2b	3b	hr	bf	bavg	wp	hbp	bk	sfa	sha				
2019	4.11	2-0	7	0	0	0/1	0	15.1	9	7	7	13	18	3	0	0	69	.167	2	2	0	0	0				
TOTAL	4.11	2-0	7	0	0	0/1	0	15.1	9	7	7	13	18	3	0	0	69	.167	2	2	0	0	0				

- ★ Has not allowed a run in three of his last five appearances ... Held No. 14 Florida hitless in an inning of work on Friday.
- ★ Struck out five batters in 3.2 scoreless innings, permitting just one hit, while securing his second victory on March 2 against Dayton.
- ★ Secured his first collegiate victory, holding Southeast Missouri scoreless in 2.2 relief innings while striking out four on Feb. 26.
- ★ Struck out four Evansville batters in 1.1 relief innings while allowing two hits, two runs and two walks on Feb. 20.
- ★ Permitted two runs and one hit while striking out one and walking another in his collegiate debut on opening weekend against Cal State Fullerton.
- ★ Recognized as Tennessee's top right-handed pitcher and the state's third-best overall player in the class of 2018 by Perfect Game.
- ★ Threw the first perfect game in the history of the Perfect Game Tournament in Jupiter, Fla.... 2018 Rawlings-Perfect Game First-Team All-American.
- ★ Led Mt. Juliet (Tenn.) High School to the 2016 and 2018 District 9-AAA title ... Captain of the team as a junior and a senior.
- ★ Brother, Brandon, played baseball at Tennessee Tech; brother Austin, played at Columbia State CC and other brother, Jonathan played at Tufts University.

## 2019 REGULAR SEASON DAY-BY-DAY

GM#	DATE	D/N	OPPONENT	SCORE	REC.	SEC REC.	GA/GB	PITCHER OF RECORD	ATTEND.	TIME
1	2/15	N	Virginia#	W, 15-9	1-0	0-0	--	Chance Huff (1-0)	1,747	4:04
2	2/16	D	Cal State Fullerton#	W, 14-9	2-0	0-0	--	Patrick Raby (1-0)	2,176	3:26
3	2/17	D	TCU#	L, 10-2	2-1	0-0	--	Kumar Rocker (0-1)	1,738	3:11
4	2/20	D	<b>EVANSVILLE</b>	<b>W, 5-4</b>	<b>3-1</b>	<b>0-0</b>	--	<b>Hugh Fisher (1-0)</b>	<b>2,665</b>	<b>3:32</b>
5	2/24	D	<b>PEPPERDINE</b>	<b>W, 6-3</b>	<b>4-1</b>	<b>0-0</b>	--	<b>Drake Fellows (1-0)</b>	<b>2,837</b>	<b>2:56</b>
6	2/24	D	<b>PEPPERDINE</b>	<b>W, 6-2</b>	<b>5-1</b>	<b>0-0</b>	--	<b>Kumar Rocker (1-1)</b>	--	<b>2:49</b>
8	2/26	D	<b>SE MISSOURI ST.</b>	<b>W, 11-3</b>	<b>6-1</b>	<b>0-0</b>	--	<b>Ethan Smith (1-0)</b>	<b>2,700</b>	<b>3:20</b>
9	2/27	D	<b>AUSTIN PEAY</b>	<b>L, 7-6 (10)</b>	<b>6-2</b>	<b>0-0</b>	--	<b>Jackson Gillis (0-1)</b>	<b>2726</b>	<b>4:32</b>
10	3/1	D	<b>DAYTON</b>	<b>W, 11-3</b>	<b>7-2</b>	<b>0-0</b>	--	<b>Drake Fellows (2-0)</b>	<b>2,745</b>	<b>3:30</b>
11	3/2	D	<b>DAYTON</b>	<b>W, 5-1</b>	<b>8-2</b>	<b>0-0</b>	--	<b>Patrick Raby (2-0)</b>	<b>2,819</b>	<b>2:54</b>
12	3/2	D	<b>DAYTON</b>	<b>W, 2-0</b>	<b>9-2</b>	<b>0-0</b>	--	<b>Ethan Smith (2-0)</b>	--	<b>2:30</b>
13	3/5	D	<b>DAVIDSON</b>	<b>W, 24-2</b>	<b>10-2</b>	<b>0-0</b>	--	<b>Chance Huff (2-0)</b>	<b>2,776</b>	<b>3:26</b>
14	3/6	D	<b>ETSU</b>	<b>W, 12-4</b>	<b>11-2</b>	<b>0-0</b>	--	<b>Jackson Gillis (1-1)</b>	<b>2,665</b>	<b>2:58</b>
15	3/8	D	<b>ILLINOIS ST.</b>	<b>W, 10-4</b>	<b>12-2</b>	<b>0-0</b>	--	<b>Drake Fellows (3-0)</b>	<b>2,694</b>	<b>3:16</b>
16	3/10	D	<b>ILLINOIS ST.</b>	<b>W, 9-1</b>	<b>13-2</b>	<b>0-0</b>	--	<b>Patrick Raby (3-0)</b>	<b>2,866</b>	<b>2:52</b>
17	3/10	D	<b>ILLINOIS ST.</b>	<b>L, 7-3</b>	<b>13-3</b>	<b>0-0</b>	--	<b>Zach King (0-1)</b>	--	<b>3:13</b>
18	3/12	N	<b>SAMFORD</b>	<b>W, 11-6</b>	<b>14-3</b>	<b>0-0</b>	--	<b>Mason Hickman (1-0)</b>	<b>2,823</b>	<b>3:28</b>
19	3/15	N	at Texas A&M*	W, 7-4	15-3	1-0	--	Drake Fellows (4-0)	5,774	3:37
20	3/16	D	at Texas A&M*	L, 8-7	15-4	1-1	1.0 GB	Zach King (0-2)	7,104	3:46
21	3/17	D	at Texas A&M*	L, 7-0	15-5	1-2	2.0 GB	Kumar Rocker (1-2)	5,385	2:32
22	3/19	N	vs. Belmont^	W, 3-0	16-5	1-2	2.0 GB	Mason Hickman (2-0)	1,032	2:54
23	3/21	N	<b>FLORIDA*</b>	<b>W, 5-0</b>	<b>17-5</b>	<b>2-2</b>	<b>1.5 GB</b>	<b>Drake Fellows (5-0)</b>	<b>3,191</b>	<b>2:31</b>
24	3/22	N	<b>FLORIDA*</b>	<b>W, 15-2</b>	<b>18-5</b>	<b>3-2</b>	<b>1.5 GB</b>	<b>Patrick Raby (4-0)</b>	<b>3,626</b>	<b>3:22</b>
25	3/23	D	<b>FLORIDA*</b>	<b>W, 14-2</b>	<b>19-5</b>	<b>4-2</b>	<b>1.0 GB</b>	<b>Kumar Rocker (2-2)</b>	<b>3,626</b>	<b>2:54</b>
26	3/26	N	vs. Lipscomb^	W, 15-1	20-5	4-2	1.0 GB	Mason Hickman (3-0)	1,277	3:01
27	3/29	N	<b>TENNESSEE*</b>							
28	3/30	N	<b>TENNESSEE*</b>							
29	3/31	D	<b>TENNESSEE*</b>							
30	4/2	N	<b>WESTERN KY.</b>							
31	4/5	N	at Georgia*							
32	4/6	D	at Georgia*							
33	4/7	D	at Georgia*							
34	4/9	N	at MTSU							
35	4/12	N	<b>ARKANSAS*</b>							
36	4/13	N	<b>ARKANSAS*</b>							
37	4/14	D	<b>ARKANSAS*</b>							
38	4/16	N	<b>INDIANA ST.</b>							
39	4/19	N	at Alabama*							
40	4/20	N	at Alabama*							
41	4/21	D	at Alabama*							
42	4/25	N	<b>AUBURN*</b>							
43	4/26	N	<b>AUBURN*</b>							
44	4/27	D	<b>AUBURN*</b>							
45	4/30	N	<b>TENNESSEE TECH</b>							
46	5/3	N	at South Carolina*							
47	5/4	N	at South Carolina*							
48	5/5	D	at South Carolina*							
49	5/7	N	at Louisville							
50	5/10	N	<b>MISSOURI*</b>							
51	5/11	D	<b>MISSOURI*</b>							
52	5/12	D	<b>MISSOURI*</b>							
53	5/14	N	<b>MTSU</b>							
54	5/16	N	at Kentucky*							
55	5/17	N	at Kentucky*							
56	5/18	D	at Kentucky*							

#Salt River Fields (Talking Stick, Ariz.)

^ First Tennessee Park (Nashville, Tenn.)

BOLD = Home Game (Hawkins Field)

\* SEC Game

## SEASON HIGHS AND LOWS

### TEAM BATTING

Most runs, game \_\_\_\_\_ 24, vs. Davidson (3/5/19)  
 Most runs, inning \_\_\_\_\_ 13, 3rd inn., vs. Davidson (3/5/19)  
 Most hits, game \_\_\_\_\_ 19, vs. Florida (3/22/19)  
 Most hits, inning \_\_\_\_\_ 8, 3rd inn., vs. Davidson (3/5/19)  
 Fewest hits, game \_\_\_\_\_ 4, at Texas A&M (3/17/19)  
 Most doubles, game \_\_\_\_\_ 6, vs. Davidson (3/5/19)  
 Most triples, game \_\_\_\_\_ 2, vs. Virginia (2/15/19)  
 Most home runs, game \_\_\_\_\_ 3, 2x, last vs. Lipscomb (3/27/19)  
 Most home runs, inning \_\_\_\_\_ 2, 2x, last vs. Lipscomb (3/27/19)  
 Most extra-base hits \_\_\_\_\_ 7, 2x, last vs. Davidson (3/5/19)  
 Most stolen bases, game \_\_\_\_\_ 4, vs. Dayton (3/1/19)  
 Most walks, game \_\_\_\_\_ 17, vs. Davidson (3/5/19)  
 Most strikeouts, game \_\_\_\_\_ 13, 2x, last vs. Austin Peay (2/27/19)  
 Most hit by pitch, game \_\_\_\_\_ 3, 4x, last vs. Florida (3/23/19)  
 Most left on base \_\_\_\_\_ 15, vs. Florida (3/22/19)

### INDIVIDUAL BATTING

Most hits \_\_\_\_\_ 5, Ethan Paul vs. Florida (3/22/19)  
 Most runs \_\_\_\_\_ 4, 4x, last JJ Bleday vs. Florida (3/23/19)  
 Most doubles \_\_\_\_\_ 2, 3x, last Ty Duvall vs. Florida (3/22/19)  
 Most triples \_\_\_\_\_ 1, 11x, last Ethan Paul vs. Florida (3/22/19)  
 Most home runs \_\_\_\_\_ 2, JJ Bleday vs. Lipscomb (3/27/19)  
 Most extra-base hits \_\_\_\_\_ 2, 13x, last JJ Bleday vs. Lipscomb (3/27/19)  
 Most total bases \_\_\_\_\_ 8, 2x, last JJ Bleday vs. Lipscomb (3/27/19)  
 Most RBIs \_\_\_\_\_ 7, Pat DeMarco vs. Davidson (3/5/19)  
 Most stolen bases \_\_\_\_\_ 2, Harrison Ray vs. Illinois State (3/8/19)  
 Most walks \_\_\_\_\_ 3, 3x, last Kiambu Fentress vs. Lipscomb (3/27/19)  
 Most strikeouts \_\_\_\_\_ 3, 6x, last Ty Duvall vs. Samford (3/13/19)  
 Longest hitting streak \_\_\_\_\_ 14 games, Ethan Paul (2/15-3/10)

### TEAM PITCHING

Most walks \_\_\_\_\_ 12, vs. Austin Peay (2/27/19)  
 Fewest walks \_\_\_\_\_ 1, vs. Pepperdine (2/24/19)  
 Most runs allowed, game \_\_\_\_\_ 10, vs. TCU (2/17/19)  
 Most runs allowed, inning \_\_\_\_\_ 6, 7th inn., vs. CS Fullerton (2/16/19)  
 Most hits allowed, game \_\_\_\_\_ 13, vs. TCU (2/17/19)  
 Most hits allowed, inning \_\_\_\_\_ 4, 3x, last 4th inn., at Texas A&M (3/17/19)  
 Fewest hits allowed, game \_\_\_\_\_ 3, vs. Florida (3/22/19)  
 Most home runs allowed, game \_\_\_\_\_ 2, vs. CS Fullerton (2/16/19)  
 Most consecutive scoreless inn. \_\_\_\_\_ 25 innings (3/17-22/19)

### INDIVIDUAL PITCHING

Most innings pitched, starter \_\_\_\_\_ 9.0, Drake Fellows vs. Florida (3/21/19)  
 Fewest innings pitched, starter \_\_\_\_\_ 0.2, Chance Huff vs. Samford (3/13/19)  
 Most innings pitched, reliever \_\_\_\_\_ 4.0, 5x, last Mason Hickman vs. Samford (3/13/19)  
 Most strikeouts, starter \_\_\_\_\_ 13, Drake Fellows vs. Dayton (3/1/19)  
 Most strikeouts, reliever \_\_\_\_\_ 8, Austin Becker vs. Davidson (3/5/19)  
 Most walks allowed \_\_\_\_\_ 6, 2x, last Patrick Raby vs. Florida (3/22/19)  
 Most runs allowed \_\_\_\_\_ 6, AJ Franklin vs. CS Fullerton (2/16/19)  
 Most earned runs allowed \_\_\_\_\_ 6, AJ Franklin vs. CS Fullerton (2/16/19)  
 Most hits allowed \_\_\_\_\_ 8, Kumar Rocker at Texas A&M (3/17/19)  
 Fewest hits allowed, CG \_\_\_\_\_ 5, Drake Fellows vs. Florida (3/21/19)  
 Most home runs allowed \_\_\_\_\_ 2, AJ Franklin vs. CS Fullerton (2/16/19)  
 Most pitches thrown \_\_\_\_\_ 116, Drake Fellows vs. Florida (3/21/19)

### MISCELLANEOUS TEAM

Longest winning streak \_\_\_\_\_ 7 games, 3/1-3/10  
 Longest losing streak \_\_\_\_\_ 2 games, 3/16-18  
 Most games over .500 \_\_\_\_\_ 15 games, present  
 Most games under .500 \_\_\_\_\_  
 Longest game, innings \_\_\_\_\_ 10 inn., vs. Austin Peay (2/27/19)  
 Longest game, time \_\_\_\_\_ 4:32, vs. Austin Peay (2/27/19)  
 Shortest game, time \_\_\_\_\_ 2:30 vs. Dayton (3/4/19)  
 Largest crowd, Hawkins Field \_\_\_\_\_ 3,626 2x, last vs. Florida (3/23/19)  
 Smallest crowd, Hawkins Field \_\_\_\_\_ 2,665, 2x, last vs. ETSU (3/6/19)  
 Largest crowd, road \_\_\_\_\_ 7,104 at Texas A&M (3/16/19)  
 Smallest crowd, road \_\_\_\_\_ 1,032 vs. Belmont (3/19/19)  
 Largest winning margin \_\_\_\_\_ 22 runs, vs. Davidson (3/5/19)  
 Largest losing margin \_\_\_\_\_ 8 runs, vs. TCU (2/17/19)  
 Largest deficit overcome to win \_\_\_\_\_ 4 runs, vs. Illinois St. (3/8/19)  
 Largest lead relinquished to lose \_\_\_\_\_ 5 runs, 2x, last at Texas A&M (3/16/19)  
 Most double plays turned \_\_\_\_\_ 1, 12x, last vs. Florida (3/23/19)  
 Most double plays turned by opponent \_\_\_\_\_ 2, 2x, last vs. vs. Dayton (3/4/19)  
 Most errors \_\_\_\_\_ 4, at Texas A&M (3/17/19)  
 Most errors by an opponent \_\_\_\_\_ 5, vs. Davidson (3/5/19)  
 Most stolen bases by an opponent \_\_\_\_\_ 3, vs. ETSU (3/6/19)

### LAST HOME RUN

### MULTI-HIT GAMES

### MULTI-RBI GAMES

PLAYER	DATE, OPP.	AB SINCE	2H	3H	4H	5H	TOTAL	2RBI	3RBI	4RBI	5+RBI	TOTAL
Bleday	3/26/19 vs. Lipscomb	0	7	3	--	--	10	7	1	--	1	9
Clarke	3/23/19 vs. Florida	7	8	--	--	--	8	4	2	1	1	8
Davis	--	--	9	--	1	--	10	3	2	--	--	5
DeMarco	3/5/19 vs. Davidson	29	3	--	--	--	3	--	--	--	1	1
Duvall	5/5/18 at Auburn	53	1	1	--	--	2	--	--	1	--	1
Fentress	--	--	--	--	--	--	--	--	--	--	--	--
Gonzalez	2/20/19 vs. Evansville	28	5	--	--	--	5	2	--	--	--	2
Grisanti	2/27/18 vs. Austin Peay	43	1	--	1	--	2	1	1	--	--	2
Hayes	--	--	--	--	--	--	--	--	--	--	--	--
Hogan	--	--	--	--	--	--	--	--	--	--	--	--
Infante	3/26/19 vs. Lipscomb	0	--	--	--	--	--	--	--	--	--	--
Keegan	--	--	--	--	--	--	--	--	--	--	--	--
Kolwyck	--	--	--	--	--	--	--	--	--	--	--	--
Malcolm	--	--	--	--	--	--	--	--	--	--	--	--
Malloy	--	--	--	--	--	--	--	--	--	--	--	--
Martin	3/16/19 at Texas A&M	26	8	2	2	--	12	5	--	--	--	5
McMillan	--	--	--	--	--	--	--	--	--	--	--	--
Paul	3/16/19 at Texas A&M	28	9	3	--	1	13	3	3	--	3	9
Ray	6/3/18 at Clemson	80	7	--	--	--	7	2	--	--	--	2
Scott	3/23/19 vs. Florida	6	8	2	1	--	11	2	3	1	--	6



## BREAKDOWNS

RUNS BY INNING	1	2	3	4	5	6	7	8	9	10+	TOTAL
VANDERBILT	37	19	41	28	24	20	26	20	2	1	218
OPPONENTS	12	8	16	13	8	10	17	6	9	2	101

PITCHING BREAKDOWN	W-L-S	ERA	IP	H	R	ER	BB	SO	HR
STARTERS	13-3	3.48	121.2	94	51	47	59	145	4
RELIEVERS	7-2-12	3.88	102.0	81	50	44	55	131	3

CATCHING BREAKDOWN	CS	SBA	CS%	PB	PICKOFFS
PHILIP CLARKE	7	10	41.1	4	0
TY DUVAL	2	4	33.3	1	0
DOMINIC KEEGAN	0	0	0.0	0	0
STEPHEN SCOTT	1	4	20.0	0	0

### STARTS BY BATTING ORDER (TOTAL, W-L)

**1st:** Davis (22, 17-5), Clarke (1, 1-0), Grisanti (1, 1-0), Martin (1, 1-0)  
**2nd:** Martin (20, 16-4), Ray (4, 3-1), Clarke (1, 1-0)  
**3rd:** Bleday (25, 20-5)  
**4th:** Scott (23, 19-4), Clarke (2, 1-1)  
**5th:** Clarke (16, 14-2), DeMarco (5, 3-2), Scott (2, 1-1), Paul (1, 1-0), Ray (1, 1-0)  
**6th:** DeMarco (15, 12-3), Clarke (5, 3-2), Ray (4, 4-0), Paul (1, 1-0)  
**7th:** Paul (23, 18-5), Duvall (2, 2-0)  
**8th:** Infante (8, 6-2), Duvall (5, 4-1), Raby (6, 4-2), Fellows (4, 4-0), Gonzalez (2, 2-0)  
**9th:** Gonzalez (9, 6-3), Ray (9, 7-2), Fellows (1, 1-0), Raby (1, 1-0), Fentress (2, 2-0), Infante (3, 3-0)

### STARTS BY POSITION (TOTAL, W-L)

**C:** Clarke (16, 13-3), Duvall (7, 6-1), Scott (2, 1-1)  
**1B:** Scott (14, 11-3), Infante (11, 9-2)  
**2B:** Martin (13, 11-2), Ray (12, 9-3)  
**3B:** Gonzalez (11, 10-3), Martin (8, 6-2), Ray (6, 6-0)  
**SS:** Paul (25, 20-5)  
**LF:** Davis (18, 13-5), Scott (6, 6-0), Grisanti (1, 1-0)  
**CF:** DeMarco (20, 15-5), Fentress (2, 2-0), Davis (3, 3-0)  
**RF:** Bleday (25, 20-5)  
**DH:** Clarke (9, 7-2), Raby (7, 5-2), Fellows (5, 5-0), Scott (3, 2-1), Davis (1, 1-0)

## HOME RUN NOTES

**HOMERS AT HOME: 15**  
**HOMERS ON THE ROAD: 2**

**SOLO HOMERS: 11**  
**2-RUN HOMERS: 6**

**3-RUN HOMERS: 4**  
**GRAND SLAMS: 3**

#### 2-HOME RUN GAMES BY VANDERBILT (1 IN 2019)

Last: JJ Bleday (2), 3/26/19 vs. Lipscomb

#### 3-HOME RUN GAMES BY VANDERBILT (0 IN 2019)

Last: Connor Kaiser, 6/3/18 at Clemson

#### PINCH-HIT HOME RUNS BY VANDERBILT (0 IN 2019)

Last: Stephen Scott, 5/1/18 vs. Louisville

#### GRAND SLAMS BY VANDERBILT (3 IN 2019)

Last: Stephen Scott, 3/23/19 vs. Florida

#### FIRST-INNING LEADOFF HOME RUNS BY VANDERBILT (0 IN 2019)

Last: Austin Martin, 2/18/18 vs. Duke

#### WALK-OFF HOME RUNS (0 IN 2019)

Last: JJ Bleday, 6/9/18 vs. Mississippi State, 11th inning

#### INSIDE-THE-PARK HOME RUNS BY VANDERBILT (0 IN 2019)

Last: Will Toffey, 3/22/17 vs. Belmont

#### BACK-TO-BACK HOME RUNS BY VANDERBILT (0 IN 2019)

Last: Julian Infante, Harrison Ray, 6/3/18 vs. Clemson, 8th inning

# CAREER HIGHS

## 43 ★ Austin Becker

Innings Pitched: 3.0, vs. Davidson (3/5/19)  
Strikeouts: 8, vs. Davidson (3/5/19)  
Hits Allowed: None  
Walks Allowed: 2, vs. Davidson (3/5/19)  
Runs Allowed: None

## 51 ★ JJ Bleday

Hits: 3, 8x, last vs. ETSU (3/6/19)  
Runs: 4, vs. Florida (3/23/19)  
RBI: 5, vs. Lipscomb (3/26/19)  
Walks: 5, vs. Middle Tennessee (5/15/18)  
HRs: 2, vs. Lipscomb (3/26/19)  
Strikeouts: 3, 2x, last at Texas A&M (3/15/19)  
Stolen Bases: 1, 2x, last vs. Clemson (6/2/18)

## 21 ★ Tyler Brown

Innings Pitched: 5.0, vs. Texas A&M (5/22/18)  
Strikeouts: 6, 3x, last vs. Illinois St. (3/8/19)  
Hits Allowed: 6, at Florida (3/31/18)  
Walks Allowed: 3, vs. Mississippi St. (6/10/18)  
Runs Allowed: 6, at Florida (3/31/18)

## 5 ★ Philip Clarke

Hits: 3, 5x, last at Clemson (6/3/18)  
Runs: 3, 2x, vs. Samford (3/12/19)  
RBI: 5, vs. Cal State Fullerton (2/16/19)  
Walks: 4, vs. UMass-Lowell (2/23/18)  
HRs: 2, vs. Clemson (6/3/18)  
Strikeouts: 2, 11x, last vs. Florida (3/23/19)  
Stolen Bases: 2, vs. UMass-Lowell (2/25/18)

## 3 ★ Cooper Davis

Hits: 4, vs. SEMO (2/26/19)  
Runs: 3, vs. Virginia (2/15/19)  
RBI: 3, 2x, last at Texas A&M (3/15/19)  
Walks: 2, 3x, last vs. Florida (3/23/19)  
HRs: None  
Strikeouts: 2, at Texas A&M (3/15/19)  
Stolen Bases: 1, 5x, last vs. Florida (3/23/19)

## 18 ★ Pat DeMarco

Hits: 3, 5x, last vs. Mississippi St. (6/8/18)  
Runs: 3, 2x, last vs. Davidson (3/5/19)  
RBI: 7, vs. Davidson (3/5/19)  
Walks: 2, 3x, last vs. Mississippi St. (6/10/18)  
HRs: 1, 12x, last vs. Davidson (3/5/19)  
Strikeouts: 3, 4x, last at Texas A&M (3/17/19)  
Stolen Bases: 2, 2x, last at Tenn. (5/11/18)

## 20 ★ Ty Duvall

Hits: 3, 2x, last vs. Florida (3/22/19)  
Runs: 3, vs. Middle Tennessee (5/15/18)  
RBI: 4, 2x, last vs. Florida (3/22/19)  
Walks: 3, vs. Middle Tennessee (5/15/18)  
HRs: 1, 3x, last at Auburn (5/5/18)  
Strikeouts: 3, 2x, last vs. Samford (3/12/19)  
Stolen Bases: 1, at Missouri (4/21/18)

## 39 ★ Jake Eder

Innings Pitched: 5.0, 3x, last at MTSU (4/3/18)  
Strikeouts: 7, at Long Beach State (3/7/18)  
Hits Allowed: 6, 2x, last at MTSU (4/3/18)  
Walks Allowed: 5, vs. Louisville (5/1/18)  
Runs Allowed: 5, vs. Louisville (5/1/18)

## 66 ★ Drake Fellows

Innings Pitched: 9.0, vs. Florida (3/22/19)  
Strikeouts: 13, vs. Dayton (3/1/19)  
Hits Allowed: 8, 2x, last vs. Ole Miss (4/13/18)  
Walks Allowed: 6, at Texas A&M (3/15/19)  
Runs Allowed: 7, 2x, last vs. Miss. St. (6/8/18)

## 13 ★ Kiambu Fentress

Hits: 1, 2x, last vs. Illinois State (3/10/19)  
Runs: 2, vs. Lipscomb (3/26/19)  
RBI: 1, vs. Austin Peay (2/27/18)  
Walks: 3, vs. Lipscomb (3/26/19)  
HRs: None  
Strikeouts: 1, 4x, last vs. Belmont (3/19/19)  
Stolen Bases: 1, vs. Lipscomb (3/26/19)

## 32 ★ Hugh Fisher

Innings Pitched: 4.0, vs. Illinois State (3/10/19)  
Strikeouts: 5, vs. Illinois State (3/10/19)  
Hits Allowed: 3, 3x, last vs. Illinois St. (3/10/19)  
Walks Allowed: 2, 3x, last vs. Dayton (3/2/19)  
Runs Allowed: 3, vs. Ole Miss (4/15/18)

## 49 ★ AJ Franklin

Innings Pitched: 1.0, 7x, last vs. LIP (3/26/19)  
Strikeouts: 3, vs. SEMO (2/26/19)  
Hits Allowed: 2, 2x, last vs. Lipscomb (3/26/19)  
Walks Allowed: 3, vs. CS Fullerton (2/16/19)  
Runs Allowed: 6, vs. Cal St. Fullerton (2/16/19)

## 35 ★ Jackson Gillis

Innings Pitched: 3.2, vs. Duke (2/16/18)  
Strikeouts: 5, vs. UMass-Lowell (2/24/18)  
Hits Allowed: 4, vs. TCU (3/11/18)  
Walks Allowed: 4, vs. Texas A&M (3/25/17)  
Runs Allowed: 4, 2x, last at Tennessee (5/13/18)

## 55 ★ Joe Gobillot

Innings Pitched: None  
Strikeouts: None  
Hits Allowed: None  
Walks Allowed: None  
Runs Allowed: None

## 99 ★ Jayson Gonzalez

Hits: 4, 2x, last vs. Austin Peay (2/27/18)  
Runs: 3, vs. Middle Tennessee (5/15/18)  
RBI: 5, vs. UMass-Lowell (2/24/18)  
Walks: 2, vs. Evansville (2/20/19)  
HRs: 2, vs. UMass-Lowell (2/24/18)  
Strikeouts: 3, 5x, last at Tennessee (5/12/18)  
Stolen Bases: 1, 3x, last vs. Illinois St. (3/10/19)

## 17 ★ Walker Grisanti

Hits: 4, vs. ETSU (3/6/19)  
Runs: 3, vs. Xavier (3/12/16)  
RBI: 3, 3x, last vs. ETSU (3/6/19)  
Walks: 3, at UCLA (3/9/18)  
HRs: 1, 2x, last vs. Austin Peay (2/27/18)  
Strikeouts: 3, 4x, last vs. Austin Peay (2/27/19)

## 30 ★ Sterling Hayes

Hits: None  
Runs: 1, 2x, last vs. Davidson (3/5/19)  
RBI: None  
Walks: 1, 2x, last vs. Davidson (3/5/19)  
HRs: None  
Strikeouts: None  
Stolen Bases: None

## 44 ★ Mason Hickman

Innings Pitched: 7.0, 2x, last at Missouri (4/21/18)  
Strikeouts: 12, vs. Belmont (3/19/19)  
Hits Allowed: 8, at Florida (4/1/18)  
Walks Allowed: 6, at Tennessee (5/13/18)  
Runs Allowed: 6, vs. Kentucky (5/19/18)

## 11 ★ Matt Hogan

Hits: None  
Runs: 1, vs. Davidson (3/5/19)  
RBI: None  
Walks: 1, vs. Davidson (3/5/19)  
HRs: None  
Strikeouts: 1, vs. Davidson (3/5/19)  
Stolen Bases: None

## 45 ★ Chance Huff

Innings Pitched: 6.0, vs. Davidson (3/5/19)  
Strikeouts: 7, vs. Davidson (3/5/19)  
Hits Allowed: 6, vs. Davidson (3/5/19)  
Walks Allowed: 3, 3x, last vs. Samford (3/12/19)  
Runs Allowed: 3, 2x, last vs. Austin Peay (2/27/19)

## 22 ★ Julian Infante

Hits: 4, vs. Belmont (3/22/17)  
Runs: 4, vs. Belmont 3/22/17  
RBI: 7, vs. Missouri 3/22/17  
Walks: 3, vs. Saint Mary's G2 (3/12/17)  
HRs: 1, 20x, last vs. Lipscomb (3/26/19)  
Strikeouts: 4, 2x, last vs. UMass-Lowell (2/23/18)  
Stolen Bases: 1, 2x, last at Florida (3/31/18)

## 33 ★ Erik Kaiser

Innings Pitched: 3.0, vs. ETSU (3/6/19)  
Strikeouts: 4, vs. ETSU (3/6/19)  
Hits Allowed: 4, vs. ETSU (3/6/19)  
Walks Allowed: None  
Runs Allowed: 4, vs. ETSU (3/6/19)

## 12 ★ Dominic Keegan

Hits: None  
Runs: None  
RBI: None  
Walks: None  
HRs: None  
Strikeouts: 1, 3x, last vs. ETSU (3/6/19)  
Stolen Bases: None

## 34 ★ Zach King

Innings Pitched: 6.1, vs. Kentucky (5/18/18)  
Strikeouts: 7, vs. Dayton (3/2/19)  
Hits Allowed: 7, vs. UMass-Lowell (2/24/18)  
Walks Allowed: 4, at Clemson (6/2/18)  
Runs Allowed: 5, vs. Illinois State (3/10/19)

## 16 ★ Tate Kolwyck

Hits: None  
Runs: None  
RBI: None  
Walks: 1, vs. Davidson (3/5/19)  
HRs: None  
Strikeouts: None  
Stolen Bases: None

## 36 ★ John Malcom

Hits: None  
Runs: None  
RBI: 1, vs. Davidson (3/5/19)  
Walks: None  
HRs: None  
Strikeouts: None  
Stolen Bases: None

## 42 ★ Justyn-Henry Malloy

Hits: 1, vs. Cal State Fullerton (2/16/19)  
Runs: 1, 2x, last vs. Lipscomb (3/26/19)  
RBI: 1, 2x, last vs. SEMO (2/26/19)  
Walks: 1, 5x, last vs. Lipscomb (3/26/19)  
HRs: None  
Strikeouts: 2, vs. TCU (2/17/19)  
Stolen Bases: None

## 16 ★ Austin Martin

Hits: 4, 3x, last vs. Austin Peay (2/27/19)  
Runs: 4, 2x, last vs. CS Fullerton (2/16/19)  
RBI: 3, at Tennessee (5/13/18)  
Walks: 3, 3x, last vs. Virginia (2/15/19)  
HRs: 1, 3x, last at Texas A&M (3/16/19)  
Strikeouts: 4, vs. Indiana State (2/28/18)  
Stolen Bases: 3, vs. Presbyterian (2/21/18)

## 10 ★ Ethan Paul

Hits: 5, vs. Florida (3/22/19)  
Runs: 3, 10x, last vs. Florida (3/22/19)  
RBI: 7, vs. UMass-Lowell (2/24/18)  
Walks: 3, vs. Xavier (3/13/16)  
HRs: 2, 2x, last vs. Evansville (4/17/18)  
Strikeouts: 3, 6x, last vs. Tenn. Tech (5/8/18)  
Stolen Bases: 2, 5x, last vs. S. Carolina (4/27/18)

## 29 ★ Patrick Raby

Innings Pitched: 9.0, at Georgia (4/21/17)  
Strikeouts: 11, 2x, last vs. Saint Mary's (3/12/17)  
Hits Allowed: 9, at Kentucky (3/31/17)  
Walks Allowed: 6, vs. Florida (3/22/19)  
Runs Allowed: 7, 2x, last at Auburn (5/5/18)

## 2 ★ Harrison Ray

Hits: 2, 15x, last vs. Lipscomb (3/26/19)  
Runs: 4, vs. Florida (3/22/19)  
RBI: 4, vs. South Carolina (4/29/18)  
Walks: 2, 2x, last vs. Dayton (3/1/19)  
HRs: 1, 2x, last at Clemson (6/3/18)  
Strikeouts: 3, 2x, last vs. Pepperdine (2/24/19)  
Stolen Bases: 2, 3x, last vs. Illinois St. (3/8/19)

## 80 ★ Kumar Rocker

Innings Pitched: 6.0, vs. Florida (3/23/19)  
Strikeouts: 6, vs. Florida (3/23/19)  
Hits Allowed: 8, at Texas A&M (3/17/19)  
Walks Allowed: 2, 2x, last vs. Florida (3/23/19)  
Runs Allowed: 5, vs. TCU (2/17/19)

## 19 ★ Stephen Scott

Hits: 4, vs. Florida (3/22/19)  
Runs: 4, at Clemson (6/3/18)  
RBI: 5, vs. Middle Tenn. (5/15/18)  
Walks: 2, 16x, last at Texas A&M (3/15/19)  
HRs: 2, 2x, last at Clemson (6/3/18)  
Strikeouts: 3, 3x, last at Texas A&M (3/16/19)  
Stolen Bases: 2, vs. Georgia (4/5/18)

## 27 ★ Ethan Smith

Innings Pitched: 3.2, vs. Dayton (3/2/19)  
Strikeouts: 5, vs. Dayton (3/2/19)  
Hits Allowed: 3, vs. Illinois State (3/10/19)  
Walks Allowed: 3, 2x, last at Texas A&M (3/16/19)  
Runs Allowed: 2, 3x, last at Texas A&M (3/16/19)

## 8 ★ Isaiah Thomas

Hits: None  
Runs: None  
RBI: None  
Walks: None  
HRs: None  
Strikeouts: None  
Stolen Bases: None

THE LAST TIME VANDERBILT...

Won 5 or more consecutive games 5 games (March 19, 2019-present)  
Won 7 or more consecutive games 7 games (March 1-10, 2019)  
Won 10 or more consecutive games 14 games (April 20-May 16, 2013)  
Won 15 or more consecutive games 19 games (Feb. 9-March 16, 2007)

Won 5 or more consecutive home games 7 games (March 1-10, 2019)  
Won 8 or more consecutive home games 8 games (Feb. 18-28, 2018)  
Won 10 or more consecutive home games 17 games (May 29, 2015-March 15, 2016)  
Won 20 or more consecutive home games Never Happened

Won 5 or more consecutive road games 7 games (March 21- April 16, 2015)  
Won 8 or more consecutive road games 8 games (April 20 - May 12, 2013)  
Won 9 or more consecutive road games 10 games (April 11- May 4, 2008)

Won 5 or more consecutive conference games 5 games (March 20-31, 2016)  
Won 6 or more consecutive conference games 6 games (April 26-May 4, 2014)  
Won 7 or more consecutive conference games 11 games (April 20-May 16, 2013)  
Won 8 or more consecutive conference games 11 games (April 20-May 16, 2013)

Won 5 or more consecutive conference home games 6 games (May 17, 2018-present)  
Won 8 or more consecutive conference home games 8 games (April 29, 2016-March 25, 2017)  
Won 9 or more consecutive conference home games 12 games (March 23-May 16, 2013)  
Won 10 or more consecutive conference home games 12 games (March 23-May 16, 2013)

Won 5 or more consecutive conference road games 6 games (March 21-April 16, 2015)  
Won 7 or more consecutive conference road games 7 games (April 20-May 12, 2013)  
Won 8 or more consecutive conference road games 8 games (May 12, 2012-April 7, 2013)

Won 5 or more consecutive midweek games 5 games (March 5, 2019-present)  
Won 10 or more consecutive midweek games 10 games (May 17, 2016-April 4, 2017)  
Won 11 or more consecutive midweek games 12 games (March 27, 2012-March 13, 2013)

Won 5 or more consecutive midweek home games 6 games (May 2, 2017-Feb. 28, 2018)  
Won 10 or more consecutive midweek home games 13 games (March 27, 2012-April 9, 2013)  
Won 15 or more consecutive midweek home games 16 games (March 23, 2010-Feb. 22, 2012)

Lost 5 or more consecutive games 6 games (April 29-May 8, 2018)  
Lost 7 or more consecutive games 7 games (March 28-April 6, 1997)  
Lost 8 or more consecutive games 12 games (March 25-April 10, 1994)

Lost 4 or more consecutive home games 4 games (Feb. 24-29, 2012)  
Lost 5 or more consecutive home games 6 games (April 30-May 22, 2005)  
Lost 6 or more consecutive home games 6 games (April 30-May 22, 2005)  
Lost 7 or more consecutive home games 9 games (1965-1966)

Lost 5 or more consecutive road games 6 games (March 30-April 20, 2018)  
Lost 6 or more consecutive road games 6 games (March 30-April 20, 2018)  
Lost 7 or more consecutive road games 8 games (Feb. 17-April 6, 2012)  
Lost 8 or more consecutive road games 8 games (Feb. 17-April 6, 2012)  
Lost 9 or more consecutive road games 9 games (March 25-April 26, 1994)  
Lost 10 or more consecutive road games 11 games (April 18, 1978-March 5, 1979)

Lost 5 or more consecutive conference games 6 games (May 10, 2009-March 20, 2010)  
Lost 6 or more consecutive conference games 6 games (May 10, 2009-March 20, 2010)  
Lost 7 or more consecutive conference games 7 games (May 10, 2008-March 15, 2009)  
Lost 8 or more consecutive conference games 11 games (April 5-27, 2002)  
Lost 9 or more consecutive conference games 11 games (April 5-27, 2002)  
Lost 10 or more consecutive conference games 11 games (April 5-27, 2002)

Lost 5 or more consecutive conference home games 5 games (April 12-27, 2002)  
Lost 6 or more consecutive conference home games 9 games (April 14-May 14, 2000)  
Lost 7 or more consecutive conference home games 9 games (April 14-May 14, 2000)  
Lost 8 or more consecutive conference home games 9 games (April 14-May 14, 2000)

Lost 5 or more consecutive conference road games 5 games (March 30-April 20, 2018)  
Lost 6 or more consecutive conference road games 10 games (April 5-May 17, 2002)  
Lost 7 or more consecutive conference road games 10 games (April 5-May 17, 2002)  
Lost 8 or more consecutive conference road games 10 games (April 5-May 17, 2002)

Shutout an opponent vs. Florida, 5-0 (March 21, 2019)  
Shutout an opponent on Opening Day vs. Santa Clara, 4-0 (Feb. 13, 2015)  
Shutout an opponent at home vs. Florida, 5-0 (March 21, 2019)  
Shutout an SEC opponent at home vs. Florida, 5-0 (March 21, 2019)  
Shutout an opponent on the road at Clemson, 8-0 (June 5, 2017)  
Shutout an SEC opponent on the road at Florida, 5-0 (May 14, 2016)  
Shutout an opponent on a neutral field vs. Belmont, 3-0 (March 19, 2019)  
Shutout a midweek opponent at home vs. UT-Martin, 11-0 (April 4, 2017)  
Shutout a midweek opponent on the road at Middle Tennessee, 1-0 (April 12, 2011)  
Shutout back-to-back opponents vs. Belmont, 3-0 & vs. Florida, 5-0 (March 19-21, 2019)

Was shutout at Texas A&M, 7-0 (March 17, 2019)  
Was shutout in back-to-back games Kentucky, 14-0 & 4-0 (April 23, 1976)

Was shutout on Opening Day vs. San Diego, 10-0 (Feb. 17, 2006)  
Was shutout at home Kentucky, 3-0 (April 17, 2016)  
Was shutout at home by an SEC opponent Kentucky, 3-0 (April 17, 2016)

Was shutout on the road at Texas A&M, 7-0 (March 17, 2019)  
Was shutout on the road by an SEC opponent at Texas A&M, 7-0 (March 17, 2019)

Was shutout on a neutral field vs. Louisiana, 3-0, at Minute Maid Park (March 3, 2018)  
Was shutout against a midweek opponent at home vs. Belmont, 1-0 (Feb. 26, 2003)  
Was shutout against a midweek opponent on the road at North Florida, 2-0 (March 5, 1991)  
Was shutout against a non-conference opponent on a neutral site vs. Louisiana, 3-0, at MIMP (March 3, 2018)

Run-ruled an opponent vs. Alabama, 16-1, 7 inn. @ SEC Tournament (May 22, 2015)  
Run-ruled an opponent at home vs. Evansville, 14-3, 5 inn. (April 17, 2002)

Was run-ruled vs. Texas A&M, 13-3, 7 inn. @ SEC Tournament (May 27, 2016)

Played in 14 or more innings 14 innings, vs. Illinois-Chicago (W, 6-5) (Feb. 27, 2016)  
Played in 15 or more innings 16 innings, vs. Ole Miss (L, 6-5) (April 10, 2015)  
Played in 16 or more innings 16 innings, vs. Ole Miss (L, 6-5) (April 10, 2015)  
Played in 17 or more innings 17 innings, vs. Louisville (W, 11-10) (May 11, 2010)

Won both games of a doubleheader vs. Dayton: 5-1, 2-0 (March 2, 2019)  
Shutout opponent in both games of a doubleheader vs. Georgia: 3-0, 6-0 (April 27, 1976)  
Lost both games of a doubleheader at Tennessee: 4-2 (11), 4-3 (April 25, 2010)

Swept a 3-game series at home vs. #14 Florida (March 21-23, 2019)  
Swept a 3-game series at home vs. non-conference opponent vs. Dayton (March 1-2, 2019)  
Swept a 3-game series on the road at Mississippi State (March 16-18, 2018)  
Swept a 3-game SEC series at home vs. #14 Florida (March 21-23, 2019)  
Swept a 3-game SEC series on the road at Mississippi State (March 16-18, 2018)  
Swept a midweek series at home 2 games, vs. Presbyterian (Feb. 20-21, 2018)  
Swept a midweek series on the road 2 games, at Ohio (May 17-18, 2005)  
Swept a four-game series vs. Sewanee (1907)

Was swept in a 3-game series at home vs. Oregon (Feb. 24-26, 2012)  
Was swept in a 3-game series at home vs. non-conference opponent vs. Oregon (Feb. 24-26, 2012)  
Was swept in a 3-game series on the road at Auburn (May 4-6, 2018)  
Was swept in a 3-game SEC series at home vs. Tennessee (May 14-16, 2009)  
Was swept in a 3-game SEC series on the road at Auburn (May 4-6, 2018)

Swept 3 or more SEC series in a season 3, 2016 (at MIZ, vs. UGA, vs. AUB)  
Swept 4 or more SEC series in a season 6, 2013 (at AUB, vs. UT, at OM, vs. MIZ, vs. MSU, vs. UK)  
Was swept in 3 or more SEC series in a season 3, 2009 (vs. ALA, at USC, vs. UT)  
Was swept in 4 or more SEC series in a season 4, 2002 (vs. UGA, at OM, at UF, at AUB)

Swept Alabama in a 3-game series at home April 9-11, 2011  
Swept Alabama in a 3-game series on the road 1906  
Was swept by Alabama in a 3-game series at home April 17-19, 2009  
Was swept by Alabama in a 3-game series on the road April 22-23, 2006

Swept Arkansas in a 3-game series at home March 14-15, 2015  
Swept Arkansas in a 3-game series on the road Never Happened  
Was swept by Arkansas in a 3-game series at home April 1-3, 1994  
Was swept by Arkansas in a 3-game series on the road April 8-10, 2005

Swept Auburn in a 3-game series at home May 19-21, 2016  
Swept Auburn in a 3-game series on the road March 15-17, 2013  
Was swept by Auburn in a 3-game series at home March 19-21, 1999  
Was swept by Auburn in a 3-game series on the road May 4-6, 2018

Swept Florida in a 3-game series at home March 21-23, 2019  
Swept Florida in a 3-game series on the road Never Happened  
Was swept by Florida in a 3-game series at home May 20-22, 2005  
Was swept by Florida in a 3-game series on the road March 30-April 1, 2018

Swept Georgia in a 3-game series at home April 29-May 1, 2016  
Swept Georgia in a 3-game series on the road April 3-5, 2015  
Was swept by Georgia in a 3-game series at home March 22-24, 2002  
Was swept by Georgia in a 3-game series on the road May 2-4, 2003

Swept Kentucky in a 3-game series at home May 17-19, 2018  
Swept Kentucky in a 3-game series on the road May 11-12, 2013  
Was swept by Kentucky in a 3-game series at home May 12-14, 2000  
Was swept by Kentucky in a 3-game series on the road April 9-10, 1988

Swept Missouri in a 3-game series at home April 24-26, 2015  
Swept Missouri in a 3-game series on the road May 25-27, 2016  
Was swept by Missouri in a 3-game series at home Never Happened  
Was swept by Missouri in a 3-game series on the road Never Happened

Swept South Carolina in a 3-game series at home Never Happened  
Swept South Carolina in a 3-game series on the road Never Happened  
Was swept by South Carolina in a 3-game series at home April 12-14, 2002  
Was swept by South Carolina in a 3-game series on the road May 1-3, 2009

Swept Tennessee in a 3-game series at home March 29-31, 2013  
Swept Tennessee in a 3-game series on the road May 2-4, 2008  
Was swept by Tennessee in a 3-game series at home May 14-16, 2009  
Was swept by Tennessee in a 3-game series on the road May 5-7, 2000

Swept Texas A&M in a 3-game series at home Never Happened  
Swept Texas A&M in a 3-game series on the road Never Happened  
Was swept by Texas A&M in a 3-game series at home Never Happened  
Was swept by Texas A&M in a 3-game series on the road Never Happened

THE LAST TIME VANDERBILT...

Defeated a Top 25 ranked team \_\_\_\_\_ vs. #14 Florida, 14-2 (March 23, 2019)  
Defeated a Top 25 ranked team at home \_\_\_\_\_ vs. #14 Florida, 14-2 (March 23, 2019)  
Defeated a Top 25 ranked team on the road \_\_\_\_\_ at #19 Texas A&M, 7-4 (March 15, 2019)  
Defeated a Top 25 ranked team at a neutral site \_\_\_\_\_ vs. #25 Cal State Fullerton, 14-9 (Feb. 15, 2019)  
Defeated a Top 25 ranked non-conference team \_\_\_\_\_ vs. #25 Cal State Fullerton, 14-9 (Feb. 15, 2019)  
Defeated a Top 25 ranked non-conference team at home \_\_\_\_\_ vs. #25 Duke, 9-1 (Feb. 18, 2018)  
Defeated a Top 25 ranked non-conference team on the road \_\_\_\_\_ at #11 UCLA, 6-3 (March 10, 2018)

Defeated a Top 20 ranked team \_\_\_\_\_ vs. #14 Florida, 14-2 (March 23, 2019)  
Defeated a Top 20 ranked team at home \_\_\_\_\_ vs. #14 Florida, 14-2 (March 23, 2019)  
Defeated a Top 20 ranked team on the road \_\_\_\_\_ at #19 Texas A&M, 7-4 (March 15, 2019)  
Defeated a Top 20 ranked team at a neutral site \_\_\_\_\_ vs. #8 Clemson @ Clemson Regional, 19-6 (June 3, 2018)

Defeated a Top 15 ranked team \_\_\_\_\_ vs. #14 Florida, 14-2 (March 23, 2019)  
Defeated a Top 15 ranked team at home \_\_\_\_\_ vs. #14 Florida, 14-2 (March 23, 2019)  
Defeated a Top 15 ranked team on the road \_\_\_\_\_ at #11 UCLA, 6-3 (March 10, 2018)  
Defeated a Top 15 ranked team at a neutral site \_\_\_\_\_ vs. #8 Clemson @ Clemson Regional, 19-6 (June 3, 2018)

Defeated a Top 10 ranked team \_\_\_\_\_ vs. #8 Clemson @ Clemson Regional, 19-6 (June 3, 2018)  
Defeated a Top 10 ranked team at home \_\_\_\_\_ vs. #5 Ole Miss, 8-7 (April 15, 2018)  
Defeated a Top 10 ranked team on the road \_\_\_\_\_ at #1 Florida, 5-0 (May 14, 2016)  
Defeated a Top 10 ranked team at a neutral site \_\_\_\_\_ vs. #8 Clemson @ Clemson Regional, 19-6 (June 3, 2018)

Defeated a Top 5 ranked team \_\_\_\_\_ vs. #5 Ole Miss, 8-7 (April 15, 2018)  
Defeated a Top 5 ranked team at home \_\_\_\_\_ vs. #5 Ole Miss, 8-7 (April 15, 2018)  
Defeated a Top 5 ranked team on the road \_\_\_\_\_ at #1 Florida, 5-0 (May 14, 2016)  
Defeated a Top 5 ranked team at a neutral site \_\_\_\_\_ vs. #1 Texas A&M, 6-5 (May 25, 2016)

Defeated a #1 ranked team \_\_\_\_\_ vs. #1 Texas A&M, 6-5 (May 25, 2016)  
Defeated a #1 ranked team at home \_\_\_\_\_ vs. #1 Kentucky, 4-3 (April 28, 2012)  
Defeated a #1 ranked team on the road \_\_\_\_\_ at #1 Florida, 5-0 (May 14, 2016)  
Defeated a #1 ranked team at a neutral site \_\_\_\_\_ vs. #1 Texas A&M, 6-5 (May 25, 2016)

Won a series against a Top 25 ranked team \_\_\_\_\_ vs. #14 Florida: 5-0, 15-2, 14-2 (March 21-23, 2019)  
Won a series against a Top 10 ranked team \_\_\_\_\_ vs. #5 Ole Miss: 3-11, 8-7, 8-7 (April 13-15, 2018)  
Won a series against a Top 25 ranked team at home \_\_\_\_\_ vs. #14 Florida: 5-0, 15-2, 14-2 (March 21-23, 2019)  
Won a series against a Top 10 ranked team at home \_\_\_\_\_ vs. #5 Ole Miss: 3-11, 8-7, 8-7 (April 13-15, 2018)  
Won a series against a Top 25 ranked team on the road \_\_\_\_\_ at #19 Miss. St.: 5-0, 10-1, 4-3 (March 16-18, 2018)  
Won a series against a Top 10 ranked team on the road \_\_\_\_\_ at #4 Florida: 0-1, 3-0, 16-2 (May 8-10, 2014)  
Swept a series against a Top 25 ranked team \_\_\_\_\_ vs. #14 Florida: 5-0, 15-2, 14-2 (March 21-23, 2019)  
Swept a series against a Top 10 ranked team \_\_\_\_\_ 2 games, at #1 Arkansas, 9-0, 13-6 (April 10-11, 2009)  
\_\_\_\_\_ Have not swept a 3-game series in the Tim Corbin era  
Played to a tie \_\_\_\_\_ vs. Alabama, 3-3 - 8 inn. (May 20, 2017)

Hit back-to-back home runs \_\_\_\_\_ Julian Infante (solo), Harrison Ray (solo) - 8th inning at Clemson (June 3, 2018)  
Hit back-to-back HR twice in a game \_\_\_\_\_ Connor Kaiser (3R), Philip Clarke (solo) - 3rd inn; \_\_\_\_\_ Julian Infante (solo), Harrison Ray (solo) - 8th inn at Clemson (June 3, 2018)  
Had multiple players hit 2-or-more home runs \_\_\_\_\_  
\_\_\_\_\_ Stephen Scott (2), Philip Clarke (2), Connor Kaiser (3) at Clemson (June 3, 2018)  
Hit 2 or more home runs in an inning \_\_\_\_\_ 2, 7th inning, vs. Lipscomb (March 26, 2019)  
Hit 3 or more home runs in an inning \_\_\_\_\_ 3, 3rd inning, vs. San Diego (Feb. 21, 2016)  
Hit 5 or more home runs in a game \_\_\_\_\_ 9, vs. #8 Clemson @ NCAA Clemson Regional (June 3, 2018)  
Hit 6 or more home runs in a game \_\_\_\_\_ 9, vs. #8 Clemson @ NCAA Clemson Regional (June 3, 2018)  
Hit 8 or more home runs in a game \_\_\_\_\_ 9, vs. #8 Clemson @ NCAA Clemson Regional (June 3, 2018)  
Hit multiple grand slams in a season \_\_\_\_\_ 3 (Philip Clarke, Pat DeMarco, Stephen Scott) (2019)  
Hit 3 or more grand slams in a season \_\_\_\_\_ 3 (Philip Clarke, Pat DeMarco, Stephen Scott) (2019)  
Hit 4 or more grand slams in a season \_\_\_\_\_ 4 (Zander Wiel, Zander Wiel, Karl Ellison, Wiel) (2015)

Homered in 3 or more consecutive innings \_\_\_\_\_ 4, vs. Clemson, 5th-6th-7th-8th (June 3, 2018)  
Homered in 5 or more consecutive games \_\_\_\_\_ 8 games (May 8-19, 2018)  
Homered in 6 or more consecutive games \_\_\_\_\_ 8 games (May 8-19, 2018)  
Homered in 9 or more consecutive games \_\_\_\_\_ 9 games (Feb. 17-28, 2018)  
Homered in 10 or more consecutive games \_\_\_\_\_ 10 games (May 9-27, 2010)

Scored 10 or more runs in 3 consecutive games \_\_\_\_\_ 3 games (March 22, 2019-present)  
Scored 10 or more runs in 4 consecutive games \_\_\_\_\_ 4 games (April 9-14, 2013)  
Scored 10 or more runs in 5 or more consecutive games \_\_\_\_\_ 6 games (April 22-May 1, 2011)  
Scored 15 or more runs in a game \_\_\_\_\_ 15, vs. Lipscomb, 15-1 (March 26, 2019)  
Scored 20 or more runs in a game \_\_\_\_\_ 24, vs. Davidson (March 5, 2019)

Scored 10 or more runs in a loss \_\_\_\_\_ 15-16, 10 inn. - at LSU (May 7, 2010)  
Scored 15 or more runs in a loss \_\_\_\_\_ 15-16, 10 inn. - at LSU (May 7, 2010)  
Scored 17 or more runs in a loss \_\_\_\_\_ 17-22, vs. Michigan State (March 20, 1993)  
Scored 20 or more runs in a loss \_\_\_\_\_ Never Happened

Scored 10 or more unanswered runs \_\_\_\_\_ 18, vs. Middle Tennessee (May 15, 2018)  
Scored 15 or more unanswered runs \_\_\_\_\_ 18, vs. Middle Tennessee (May 15, 2018)  
Scored 20 or more unanswered runs \_\_\_\_\_ 21, vs. Radford @ NCAA Nashville Regional (June 1, 2015)

Scored in 5 consecutive innings \_\_\_\_\_ 5, (5th-9th inn.) vs. #8 Clemson (June 3, 2018)  
Scored in 6 consecutive innings \_\_\_\_\_ 6, (1st-6th) vs. UIC (Feb. 23, 2014)  
Scored 5 or more runs in the first inning \_\_\_\_\_ 9, vs. Samford (March 12, 2019)  
Scored 7 or more runs in the first inning \_\_\_\_\_ 9, vs. Samford (March 12, 2019)  
Scored 9 or more runs in the first inning \_\_\_\_\_ 9, vs. Samford (March 12, 2019)

Scored in the first inning in 4 or more consecutive games \_\_\_\_\_ 4 games (Feb. 24-27, 2019)  
Scored 7 or more runs in an inning \_\_\_\_\_ 9 (1st inn.), vs. Samford (March 12, 2019)  
Scored 10 or more runs in an inning \_\_\_\_\_ 13 (3rd inn.) vs. Davidson (March 5, 2019)  
Scored 14 or more runs in an inning \_\_\_\_\_ 14 (3rd inn.) vs. Middle Tennessee (May 15, 2018)  
Scored 4 or more runs in three different innings \_\_\_\_\_ 5 (1st inn), 8 (4th inn) & 4 (7th inn) vs. Alabama (May 18, 2017)

Scored 10 or more runs in a road game \_\_\_\_\_ 19, at #19 Clemson (June 3, 2018)  
Scored 15 or more runs in a road game \_\_\_\_\_ 19, at #19 Clemson (June 3, 2018)  
Scored 20 or more runs in a road game \_\_\_\_\_ 21, at Middle Tennessee (April 18, 2017)  
Scored 25 or more runs in a road game \_\_\_\_\_ Never Happened

Allowed 10 or more runs in a loss \_\_\_\_\_ 10, vs. #19 TCU (Feb. 17, 2019)  
Allowed 10 or more runs in a win \_\_\_\_\_ 10, vs. Belmont (March 22, 2017)  
Allowed 15 or more runs in a game \_\_\_\_\_ 20, vs. Florida (April 15, 2017)  
Allowed 20 or more runs in a game \_\_\_\_\_ 20, vs. Florida (April 15, 2017)  
Allowed 7 or more runs in an inning \_\_\_\_\_ 7, 5th inn. - vs. Auburn (May 6, 2018)  
Allowed 10 or more runs in an inning \_\_\_\_\_ 13, 7th inn. @ NCAA Nashville Regional (June 4, 2016)  
Allowed 5 or more runs in the first inning \_\_\_\_\_ 7, vs. Texas A&M @ SEC Tournament (May 27, 2016)

Overcame a deficit of 4 or more runs in a win \_\_\_\_\_ 4, vs. Illinois State (March 8, 2019)  
Overcame a deficit of 5 or more runs in a win \_\_\_\_\_ 6, vs. St. Mary's (March 10, 2017)  
Overcame a deficit of 6 or more runs in a win \_\_\_\_\_ 6, vs. St. Mary's (March 10, 2017)  
Overcame a deficit of 7 or more runs in a win \_\_\_\_\_ 10, vs. Illinois State (March 1, 2015)  
Overcame a deficit of 8 or more runs in a win \_\_\_\_\_ 10, vs. Illinois State (March 1, 2015)  
Overcame a deficit of 9 or more runs in a win \_\_\_\_\_ 10, vs. Illinois State (March 1, 2015)

Squandered a lead of 4 or more runs in a loss \_\_\_\_\_ 5, at #19 Texas A&M (March 16, 2019)  
Squandered a lead of 5 or more runs in a loss \_\_\_\_\_ 5, at #19 Texas A&M (March 16, 2019)  
Squandered a lead of 6 or more runs in a loss \_\_\_\_\_ 7, vs. South Carolina (April 27, 2018)  
Squandered a lead of 7 or more runs in a loss \_\_\_\_\_ 7, vs. South Carolina (April 27, 2018)

Had 15 or more hits in a game \_\_\_\_\_ 19, vs. #14 Florida (March 22, 2019)  
Had 15 or more hits in a win \_\_\_\_\_ 19, vs. #14 Florida (March 22, 2019)  
Had 20 or more hits in a win \_\_\_\_\_ 20, vs. #8 Clemson @ NCAA Clemson Regional (June 3, 2018)  
Had 30 or more hits in a game \_\_\_\_\_ 30, vs. Alabama (April 17, 1988)  
Had 50 or more hits in an SEC series \_\_\_\_\_ 54, vs. Missouri (April 12-14, 2013)  
Had 15 or more hits in a loss \_\_\_\_\_ 17, vs. Florida (April 15, 2017)

Had 10 or more total bases in a game \_\_\_\_\_ Connor Kaiser (14) at Clemson (June 3, 2018)

Had at least 15 hits in back-to-back games \_\_\_\_\_ 18, 16, vs. St. John's + vs. Clemson (June 2-3, 2017)  
Had at least 10 hits in 5 or more consecutive games \_\_\_\_\_ 6 games (Feb. 20-March 1, 2019)  
Had at least 10 hits in 7 or more consecutive games \_\_\_\_\_ 7 games (Feb. 18-27, 2018)  
Had at least 10 hits in 8 or more consecutive games \_\_\_\_\_ 8 games (Feb. 27-March 12, 2010)

Had 5 or more doubles in a game \_\_\_\_\_ 5, vs. #14 Florida (March 22, 2019)  
Had 6 or more doubles in a game \_\_\_\_\_ 6, vs. Davidson (March 5, 2019)  
Had 7 or more doubles in a game \_\_\_\_\_ 8, at Clemson (June 3, 2017)  
Allowed 5 or more doubles in a game \_\_\_\_\_ 5, vs. Houston @ Minute Maid Park (March 4, 2018)  
Allowed 6 or more doubles in a game \_\_\_\_\_ 6, at Tennessee (May 4, 2012)

Had 2 or more triples in a game \_\_\_\_\_ 2, vs. ETSU (March 6, 2019)  
Had 3 or more triples in a game \_\_\_\_\_ 4, vs. Radford (May 31, 2015)  
Had 4 or more triples in a game \_\_\_\_\_ 4, vs. Radford (May 31, 2015)  
Allowed 2 or more triples in a game \_\_\_\_\_ 2, vs. Belmont (March 22, 2017)  
Allowed 3 or more triples in a game \_\_\_\_\_ 3, vs. Texas A&M (April 11, 2014)



# THE LAST TIME VANDERBILT...

Allowed 3 or more home runs in a game \_\_\_\_\_ 3, by Kentucky (May 19, 2018)  
Allowed 4 or more home runs in a game \_\_\_\_\_ 4, vs. Sam Houston State @ Minute Maid Park (March 2, 2018)  
Allowed 5 or more home runs in a game \_\_\_\_\_ 5, at Auburn (March 27, 2009)

Did not draw a walk in a game \_\_\_\_\_ at Auburn (May 6, 2018)  
**Walked 10 or more times in a game \_\_\_\_\_ 10, vs. Lipscomb (March 26, 2019)**  
**Walked 15 or more times in a game \_\_\_\_\_ 17, vs. Davidson (March 5, 2019)**  
Walked 18 or more times in a game \_\_\_\_\_ 19, vs. Middle Tennessee (May 15, 2018)  
Allowed 0 walks in a game \_\_\_\_\_ at Missouri (April 21, 2018)  
Allowed 0 walks in back-to-back games \_\_\_\_\_ at San Diego, DH (Feb. 20, 2011)  
**Allowed 10 or more walks in a game \_\_\_\_\_ 12, vs. Austin Peay (Feb. 27, 2019)**  
**Allowed 12 or more walks in a game \_\_\_\_\_ 12, vs. Austin Peay (Feb. 27, 2019)**  
Allowed 10-plus walks in back-to-back games \_\_\_\_\_ 12, vs. Illinois State; 12, vs. Evansville (March 1-3, 2015)

Did not strikeout in a game \_\_\_\_\_ vs. Tennessee-Martin (Feb. 23, 2005)  
**Struck out 12 or more times in a game \_\_\_\_\_ 12, vs. Samford (March 12, 2019)**  
Struck out 15 or more times in a game \_\_\_\_\_ 16, vs. Mississippi St. @ Nashville Super Regional (June 10, 2018)  
**Struck out 15 or more batters in a game \_\_\_\_\_ 15, vs. Illinois State (March 8, 2019)**  
**Struck out 18 or more batters in a game \_\_\_\_\_ 18, vs. Dayton (March 1, 2019)**  
Struck out 20 or more opposing batters in a game \_\_\_\_\_ 22, vs. Ole Miss (April 10, 2015)  
**Struck out 10 or more opposing batters in 5 consecutive games \_\_\_\_\_ 13 games (Feb. 20-March 10, 2019)**  
**Struck out 10 or more opposing batters in 8 consecutive games \_\_\_\_\_ 13 games (Feb. 20, 2019-March 10, 2019)**

Pitching staff held opponent scoreless for 10 consecutive inn. in a game \_\_\_\_\_ 11 inn. at Missouri (March 26, 2016)

Had 5 or more hit batters in a game \_\_\_\_\_ 5, by Arkansas (March 14, 2015)  
Had 6 or more hit batters in a game \_\_\_\_\_ 6, by Rhode Island (March 4, 2012)

Had 5 or more stolen bases in a game \_\_\_\_\_ 5, vs. South Carolina (April 29, 2018)  
Had 6 or more stolen bases in a game \_\_\_\_\_ 6, vs. LSU (March 23, 2018)  
Had 7 or more stolen bases in a game \_\_\_\_\_ 7, vs. UMass-Lowell (Feb. 25, 2018)  
Had 8 or more stolen bases in a game \_\_\_\_\_ 8, vs. UNC-Wilmington (June 1, 2012)

**Left 13 or more runners on base \_\_\_\_\_ 15, vs. #14 Florida (March 22, 2019)**  
**Left 14 or more runners on base \_\_\_\_\_ 15, vs. #14 Florida (March 22, 2019)**  
**Left 15 or more runners on base \_\_\_\_\_ 15, vs. #14 Florida (March 22, 2019)**  
Left 16 or more runners on base \_\_\_\_\_ 17, vs. Mississippi State @ Nashville Super Regional (June 10, 2018)

**Committed 4 or more errors in a game \_\_\_\_\_ 4, at Texas A&M (March 17, 2019)**  
Committed 5 or more errors in a game \_\_\_\_\_ 6, at Middle Tennessee (March 22, 2016)  
Committed 6 or more errors in a game \_\_\_\_\_ 6, at Middle Tennessee (March 22, 2016)

Combined for a no-hitter \_\_\_\_\_ at Western Kentucky (J. Lewis, N. Pilkington, J. Scott, M. Buschmann), May 6, 2003  
Combined for a perfect game \_\_\_\_\_ at Western Kentucky (J. Lewis, N. Pilkington, J. Scott, M. Buschmann), May 6, 2003  
Combined on a one-hitter \_\_\_\_\_ vs. Quinnipiac (T. Ferguson, R. Johnson, M. Ruppenthal, B. Bowden), March 11, 2015  
Combined on a two-hitter \_\_\_\_\_ vs. UT Martin (C. Day, J. Gillis, C. Snider, R. Hayes), April 4, 2017  
**Combined on a three-hitter \_\_\_\_\_ vs. #14 Florida (P. Raby, J. Eder, E. Smith, AJ Franklin), March 22, 2019**  
Was no-hit \_\_\_\_\_ at Texas A&M (Kyle Simonds, 9.0), May 7, 2016

Started six true freshmen \_\_\_\_\_ at Auburn (Austin Martin - LF, Philip Clarke - DH, Pat DeMarco - RF, Jayson Gonzalez - SS, Garrett Blaylock - 3B, Mason Hickman - SP), May 6, 2018

## HITTING:

Hit an inside-the-park home run \_\_\_\_\_ Will Toffey vs. Belmont (March 22, 2017)  
Hit a pinch-hit home run \_\_\_\_\_ Stephen Scott vs. Louisville (May 1, 2018)  
**Hit a grand slam \_\_\_\_\_ Stephen Scott vs. #14 Florida (March 23, 2019)**  
Hit a grand slam on the road \_\_\_\_\_ Connor Kaiser at Clemson (June 3, 2018)

Hit a walk-off home run \_\_\_\_\_ JJ Bleday vs. Mississippi State (June 9, 2018)

**Hit 2 or more home runs in a game \_\_\_\_\_ JJ Bleday (2) vs. Lipscomb (March 26, 2019)**  
Hit 3 or more home runs in a game \_\_\_\_\_ Connor Kaiser (3) at Clemson (June 3, 2018)

Hit for the cycle \_\_\_\_\_ Clinton Johnston vs. Kentucky (April 28, 1996)  
Hit for the cycle in an SEC game \_\_\_\_\_ Clinton Johnston vs. Kentucky (April 28, 1996)

**Had a 20-game hit streak \_\_\_\_\_ JJ Bleday and Austin Martin, 20 (May 17, 2018-March 1, 2019)**  
Had a 25-game hit streak \_\_\_\_\_ Xavier Turner, 27 (March 4-April 22, 2014)  
**Had a 45-game on-base streak \_\_\_\_\_ JJ Bleday, 47 (March 4, 2018-March 17, 2019)**  
Had a walk-off base hit \_\_\_\_\_ JJ Bleday, solo home run, vs. Mississippi State (June 9, 2018)

**Had 2 hits in an inning \_\_\_\_\_ Ethan Paul (1B, 2B) vs. Davidson (March 5, 2019)**  
**Had 5 or more hits in a game \_\_\_\_\_ Ethan Paul (5) vs. #14 Florida (March 22, 2019)**

**Had 5 or more RBIs in a game \_\_\_\_\_ JJ Bleday (5) vs. Lipscomb (March 26, 2019)**  
**Had 6 or more RBIs in a game \_\_\_\_\_ Ethan Paul (6) vs. #14 Florida (March 22, 2019)**  
**Had 7 or more RBIs in a game \_\_\_\_\_ Pat DeMarco (7) vs. Davidson (March 5, 2019)**  
Had 10 or more RBIs in a game \_\_\_\_\_ Connor Kaiser (10) at Clemson (June 3, 2018)

Stole home \_\_\_\_\_ Ethan Paul vs. Auburn (May 19, 2016)  
Had a triple steal \_\_\_\_\_ Ethan Paul (home), Jeren Kendall (3rd), Bryan Reynolds (2nd) vs. Auburn (May 19, 2016)  
Had 3 or more stolen bases in a game \_\_\_\_\_ Austin Martin (3) vs. Presbyterian (Feb. 21, 2018)

## PITCHING:

Threw a 9-inning no-hitter \_\_\_\_\_ Doug Wessel vs. Belmont (April 19, 1971)

**Struck out 10 or more batters in a game \_\_\_\_\_ Mason Hickman, 12, vs. Florida (March 21, 2019)**  
**Struck out 13 or more batters in a game \_\_\_\_\_ Drake Fellows, 13, vs. Dayton (March 1, 2019)**  
Struck out 10 or more batters in consecutive games \_\_\_\_\_

\_\_\_\_\_ Kyle Wright, 11 and Drake Fellows, 10 vs. Alabama (May 19-20, 2017)  
Struck out 15 or more batters in a game \_\_\_\_\_ Kevin Ziomek, 15 vs. Illinois-Chicago (March 1, 2013)  
**Struck out 7 or more batters in career debut \_\_\_\_\_ 8, Austin Becker vs. Davidson (March 5, 2019)**

Pitched a 7-inning, complete game \_\_\_\_\_ Mason Hickman vs. LSU (March 25, 2018)  
**Pitched 9 or more innings \_\_\_\_\_ 9.0, Drake Fellows vs. Florida (March 21, 2019)**  
**Pitched 9 or more scoreless innings \_\_\_\_\_ 9.0, Drake Fellows vs. Florida (March 21, 2019)**  
**Pitched a 9-inning, complete game \_\_\_\_\_ 9.0, Drake Fellows vs. Florida (March 21, 2019)**  
**Pitched a 9-inning, complete-game shutout \_\_\_\_\_ 9.0, Drake Fellows vs. Florida (March 21, 2019)**  
Picked up 10 or more saves in a season \_\_\_\_\_ 10, Ben Bowden (2016)  
Picked up 15 or more saves in a season \_\_\_\_\_ 16, Brian Miller (2013)  
Picked up win and save on same day \_\_\_\_\_ Jackson Gillis vs. Ole Miss, Win - Game 1, Save - Game 2 (April 15, 2018)  
**Picked up the save (true freshman) \_\_\_\_\_ Austin Becker vs. Davidson (March 5, 2019)**





**The Automated ScoreBook**  
**Statistics Summary for Vanderbilt (as of Mar 26, 2019)**  
**(2018 vs. Tennessee)**



Record: 2-1 Home: 0-0 Away: 2-1 SEC: 2-1

Date	Opponent	Score	Player	avg	gp-gs	ab	r	h	2b	3b	hr	rbi	bb	hbp	so	sb-att
*5/11	at Tennessee	w 7-6	JJ Bleday	.600	3-3	10	2	6	1	1	0	2	3	1	0	0-0
*5/12	at Tennessee	w 7-2	Connor Kaiser	.545	3-3	11	4	6	2	0	1	3	0	1	0	1-1
*5/13	at Tennessee	l 7-8	Phillip Clarke	.333	3-3	12	1	4	2	0	0	2	0	1	0	0-0
			Stephen Scott	.333	3-3	9	5	3	0	0	3	3	2	3	3	0-0
			Pat DeMarco	.286	3-3	14	3	4	0	0	1	5	0	0	2	2-2
			Austin Martin	.231	3-3	13	0	3	1	0	0	4	1	0	4	0-0
			Ethan Paul	.214	3-3	14	3	3	0	0	0	1	0	1	1	1-1
			Harrison Ray	.154	3-3	13	0	2	1	0	0	2	0	0	0	0-1
			Jayson Gonzalez	.000	3-3	9	2	0	0	0	0	2	0	0	4	0-0
			-----													
			Garrett Blaylock	1.000	1-0	1	0	1	0	0	0	0	0	0	0	0-0
			Ty Duvall	.000	1-0	1	0	0	0	0	0	0	0	0	0	0-0
			Kiambu Fentress	.000	2-0	0	1	0	0	0	0	0	0	0	0	0-0
			Totals	.299	3	107	21	32	7	1	5	19	11	5	15	4-5
			Opponents	.233	3	90	16	21	5	0	3	16	15	4	28	2-4

LOB - Team (22), Opp (20). DPs turned - Team (2), Opp (2). IBB - Team (1), Martin 1. Picked off - Martin 1.

Player	era	w-l	app	gs	cq	sh	sv	ip	h	r	er	bb	so
Reid Schaller	0.00	0-0	1	0	0	0	0	3.0	3	0	0	0	4
Patrick Raby	3.00	1-0	1	1	0	0	0	6.0	6	2	2	2	4
Drake Fellows	6.43	1-0	1	1	0	0	0	7.0	5	6	5	2	8
Mason Hickman	12.00	0-0	1	1	0	0	0	3.0	2	4	4	6	3
-----													
Zach King	0.00	0-0	1	0	0	0	0	2.0	1	0	0	1	3
Chandler Day	0.00	0-0	1	0	0	0	1	2.0	0	0	0	3	3
Tyler Brown	0.00	0-0	1	0	0	0	0	1.0	1	0	0	1	1
Jackson Gillis	18.00	0-1	1	0	0	0	0	2.0	3	4	4	0	2
Totals	5.19	2-1	3	3	0	0	1	26.0	21	16	15	15	28
Opponents	6.00	1-2	3	3	0	0	0	27.0	32	21	18	11	15

PB - Team (0), Opp (1). Pickoffs - Team (0), Opp (1). SBA/ATT - Scott (2-4), Schaller (0-1), Raby (0-1), Day (1-1), Hickman (1-1).

Score by innings	1	2	3	4	5	6	7	8	9	Total
Vanderbilt	0	0	6	7	0	3	1	0	4	21
Opponents	3	0	3	0	3	3	4	0	0	16

Win-loss breakdowns: Day 0-1; Night 2-0; vs Left 1-0; vs Right 1-1;  
1-run games 1-1; 2-run games 0-0; 5+run games 1-0; Extra innings 0-0; Shutouts 0-0.  
Current streak: Lost 1; Longest winning streak: 2; Longest losing streak: 1.  
Attendance: Home 0 (avg 0); Away 6075 (avg 2025); Total 6075 (avg 2025).



**Vanderbilt Baseball**  
**Statistics Summary for Vanderbilt (as of Mar 26, 2019)**  
**(2016 vs. Tennessee)**



Record: 1-2 Home: 0-0 Away: 1-2 SEC: 1-2

Date	Opponent	Score	Player	avg	gp-gs	ab	r	h	2b	3b	hr	rbi	bb	hbp	so	sb-att
*4/22	at Tennessee	w 6-0	Will Toffey	.250	3-3	8	2	2	0	0	0	0	3	0	3	1-1
*4/23	at Tennessee	l 1-2	Ro Coleman	.250	3-2	8	1	2	1	0	0	0	0	0	1	0-1
*4/24	at Tennessee	l 3-5	Tyler Campbell	.182	3-3	11	0	2	1	0	0	1	0	0	3	0-0
			Jeren Kendall	.182	3-3	11	2	2	0	0	1	2	2	0	1	0-1
			Bryan Reynolds	.182	3-3	11	1	2	0	0	1	3	2	0	1	0-0
			Julian Infante	.167	3-3	12	0	2	0	0	0	0	0	0	4	1-1
			Jason Delay	.125	2-2	8	0	1	0	0	0	1	0	0	1	0-0
			Connor Kaiser	.125	3-3	8	2	1	1	0	0	0	3	0	1	0-0
			-----													
			Walker Grisanti	.667	2-1	3	1	2	0	1	0	1	1	0	1	0-0
			Liam Sabino	.250	2-0	4	1	1	1	0	0	0	0	1	2	0-0
			Ethan Paul	.250	1-1	4	0	1	0	0	0	0	0	0	1	1-1
			Kyle Smith	.000	2-1	4	0	0	0	0	0	0	0	0	2	0-0
			Karl Ellison	.000	1-1	3	0	0	0	0	0	0	0	0	1	0-0
			Patrick Raby	.000	1-1	0	0	0	0	0	0	0	0	0	0	0-0
			Nolan Rogers	.000	3-0	0	0	0	0	0	0	1	0	1	0	0-0
			Totals	.189	3	95	10	18	4	1	2	9	11	2	22	3-5
			Opponents	.224	3	85	7	19	4	0	1	6	12	3	20	1-4

LOB - Team (20), Opp (20). DPs turned - Team (2), Opp (1). IBB - Team (1), Reynolds 1.

Player	era	w-l	app	gs	cq	sh	sv	ip	h	r	er	bb	so
Jordan Sheffield	0.00	1-0	1	1	0	0	0	8.0	3	0	0	1	4
Kyle Wright	3.60	0-1	1	1	0	0	0	5.0	4	2	2	3	5
Patrick Raby	3.60	0-0	1	1	0	0	0	5.0	2	2	2	2	5
-----													
Collin Snider	0.00	0-0	2	0	0	0	0	2.2	4	0	0	0	2
John Kilichowski	0.00	0-0	1	0	0	0	0	2.1	2	0	0	0	2
Matt Ruppenthal	0.00	0-0	1	0	0	0	0	0.2	0	0	0	0	2
Ben Bowden	20.25	0-1	1	0	0	0	0	1.1	4	3	3	2	1
Totals	2.52	1-2	3	3	0	1	0	25.0	19	7	7	12	20
Opponents	2.67	2-1	3	3	0	0	2	27.0	18	10	8	11	22

PB - Team (1), Delay 1. SBA/ATT - Delay (1-3), Wright (1-3), Bowden (0-1).

Score by innings	1	2	3	4	5	6	7	8	9	Total
Vanderbilt	3	1	1	0	1	1	0	1	2	10
Opponents	0	1	1	0	2	3	0	0	0	7

Win-loss breakdowns: Day 0-2; Night 1-0; vs Left 1-1; vs Right 0-1;  
1-run games 0-1; 2-run games 0-1; 5+run games 1-0; Extra innings 0-0; Shutouts 1-0.  
Current streak: Lost 2; Longest winning streak: 1; Longest losing streak: 2.  
Attendance: Home 0 (avg 0); Away 7840 (avg 2613); Total 7840 (avg 2613).



**Vanderbilt Baseball**  
**Statistics Summary for Vanderbilt (as of Mar 26, 2019)**  
**(2017 vs. Tennessee)**



Record: 1-1 Home: 1-1 Away: 0-0 SEC: 1-1

Date	Opponent	Score	Player	avg	gp-gs	ab	r	h	2b	3b	hr	rbi	bb	hbp	so	sb-att
*4/28	TENNESSEE	w 1-0	Jason Delay	.286	2-2	7	0	2	0	0	0	1	0	0	2	0-0
*4/29	TENNESSEE	l 3-9	Ethan Paul	.286	2-2	7	0	2	0	0	0	1	0	0	2	0-0
			Reed Hayes	.250	2-0	8	1	2	1	0	0	1	0	0	2	0-0
			JJ Bleday	.200	2-2	5	0	1	0	0	0	0	2	0	0	0-0
			Connor Kaiser	.200	2-2	5	0	1	1	0	0	0	0	0	1	0-0
			Jeren Kendall	.143	2-2	7	2	1	0	0	1	1	1	0	1	0-0
			Stephen Scott	.143	2-2	7	0	1	0	0	0	0	0	0	3	0-0
			Julian Infante	.000	2-2	6	0	0	0	0	0	0	0	1	1	0-1
			Will Toffey	.000	2-2	3	0	0	0	0	0	0	2	0	0	0-0
			-----													
			Alonzo Jones	.000	1-0	2	1	0	0	0	0	0	2	0	1	0-0
			Ro Coleman	.000	2-0	1	0	0	0	0	0	0	0	0	0	0-0
			Patrick Raby	.000	1-1	0	0	0	0	0	0	0	0	0	0	0-0
			Chandler Day	.000	1-1	0	0	0	0	0	0	0	0	0	0	0-0
			Totals	.172	2	58	4	10	2	0	1	4	7	1	13	0-1
			Opponents	.169	2	65	9	11	3	0	1	7	5	1	14	3-5

LOB - Team (14), Opp (8). IBB - Team (1), Kendall 1.

Player	era	w-l	app	gs	cq	sh	sv	ip	h	r	er	bb	so
Patrick Raby	0.00	1-0	1	1	0	0	0	8.0	5	0	0	1	5
Kyle Wright	4.91	0-1	1	1	0	0	0	7.1	3	4	4	2	6
-----													
Collin Snider	0.00	0-0	1	0	0	0	0	1.0	1	2	0	1	1
Reed Hayes	0.00	0-0	1	0	0	0	1	1.0	0	0	0	0	1
Matt Ruppenthal	40.50	0-0	1	0	0	0	0	0.2	2	3	3	1	1
Totals	3.50	1-1	2	2	0	1	1	18.0	11	9	7	5	14
Opponents	1.06	1-1	2	2	1	0	1	17.0	10	4	2	7	13

SBA/ATT - Delay (3-5), Snider (3-3), Raby (0-1), Wright (0-1).

Score by innings	1	2	3	4	5	6	7	8	9	Total
Vanderbilt	0	0	0	0	0	0	0	0	0	4
Opponents	0	0	0	0	0	0	0	5	4	9

Win-loss breakdowns: Day 0-1; Night 1-0; vs Left 0-0; vs Right 1-1;  
1-run games 1-0; 2-run games 0-0; 5+run games 0-1; Extra innings 0-0; Shutouts 1-0.  
Current streak: Lost 1; Longest winning streak: 1; Longest losing streak: 1.  
Attendance: Home 7102 (avg 3551); Away 0 (avg 0); Total 7102 (avg 3551).

## ALL-TIME VS. TENNESSEE

**TENNESSEE**  
**(156-175-2)**  
**H: 70-65-1 • A: 40-81 • N: 4-6**  
**Hawkins Field: 17-6**

### Last 75 Meetings:

5-06-1995	H	L	8-5
5-07-1995	H	L	16-3
5-18-1995	SECT	W	9-4
5-20-1995	SECT	L	4-3
5-03-1996	A	L	12-5
5-04-1996	A	L	7-3
5-05-1996	A	L	9-4
4-25-1997	H	L	11-2
4-26-1997	H	W	10-9
4-27-1997	H	W	12-9
5-07-1998	A	L	12-6
5-08-1998	A	L	11-10
5-09-1998	A	L	14-6
5-14-1999	H	W	5-3
5-15-1999	H	L	12-4
5-16-1999	H	W	9-8
5-05-2000	A	L	6-4
5-06-2000	A	L	15-5
5-07-2000	A	L	3-1
5-11-2001	H	W	12-8
5-12-2001	H	L	11-8 (10)
5-13-2001	H	L	5-3 (11)
5-17-2002	A	L	5-4 (12)
5-18-2002	A	W	7-5
5-19-2002	A	L	10-9
5-16-2003	H	W	7-4
5-17-2003	H	W	9-1
5-18-2003	H	W	6-5
5-07-2004	A	L	5-3
5-08-2004	A	W	2-0
5-09-2004	A	W	3-2
4-22-2005	H	L	8-4
4-23-2005	H	W	2-1
4-24-2005	H	W	6-4
5-05-2006	A	L	13-3
5-06-2006	A	L	5-3
5-06-2006	A	W	6-4



**The Automated ScoreBook**  
**Conference statistics for Vanderbilt (as of Mar 24, 2019)**  
**(SEC games only Sorted by Batting avg)**



Record: 4-2 Home: 3-0 Away: 1-2 SEC: 4-2

Player	avg	gp-gs	ab	r	h	2b	3b	hr	rbi	tb	slg%	bb	hp	so	gdp	ob%	sf	sh	sb-att	po	a	e	fld%
Stephen Scott	.522	6-6	23	8	12	2	0	1	6	17	.739	4	2	5	0	.621	0	0	0-0	9	0	0	1.000
Austin Martin	.360	6-6	25	5	9	1	0	1	5	13	.520	3	1	4	0	.448	0	0	1-2	3	9	2	.857
Harrison Ray	.348	6-6	23	7	8	3	0	0	4	11	.478	0	3	5	0	.423	0	0	2-2	17	11	2	.933
Ty Duvall	.333	4-0	12	2	4	2	0	0	4	6	.500	3	1	3	0	.500	0	0	0-0	0	0	0	.000
Ethan Paul	.320	6-6	25	4	8	1	1	1	12	14	.560	1	0	3	0	.346	0	0	1-1	7	17	2	.923
Cooper Davis	.292	6-6	24	5	7	2	0	0	4	9	.375	3	0	4	1	.370	0	2	1-1	12	0	0	1.000
Philip Clarke	.250	6-6	24	5	6	0	0	1	4	9	.375	3	0	4	0	.333	0	0	0-0	40	9	0	1.000
JJ Bleday	.227	6-6	22	7	5	1	0	1	3	9	.409	5	1	9	0	.393	0	1	0-0	13	0	0	1.000
Julian Infante	.211	5-5	19	2	4	1	0	0	2	5	.263	1	1	6	0	.273	1	0	0-0	44	3	0	1.000
-----																							
Pat DeMarco	.154	3-3	13	2	2	1	0	0	1	3	.231	1	0	6	1	.214	0	0	0-0	9	0	0	1.000
Dominic Keegan	.000	1-0	1	0	0	0	0	0	0	0	.000	0	0	0	0	.000	0	0	0-0	0	0	0	.000
Justin Henry Malloy	.000	1-0	1	0	0	0	0	0	0	0	.000	0	0	0	0	.000	0	0	0-0	0	0	0	.000
Isaiah Thomas	.000	2-0	0	0	0	0	0	0	0	0	.000	0	0	0	0	.000	0	0	0-0	1	0	0	1.000
Jayson Gonzalez	.000	1-0	0	0	0	0	0	0	0	0	.000	0	0	0	0	.000	0	0	0-0	0	0	0	.000
Walker Grisanti	.000	1-0	0	0	0	0	0	0	0	0	.000	0	0	0	0	.000	0	0	0-0	0	0	0	.000
Kiambu Fentress	.000	3-0	0	1	0	0	0	0	0	0	.000	0	1	0	0	1.000	0	0	0-0	1	0	0	1.000
Patrick Raby	.000	2-2	0	0	0	0	0	0	0	0	.000	0	0	0	0	.000	0	0	0-0	1	0	0	1.000
Drake Fellows	.000	2-2	0	0	0	0	0	0	0	0	.000	0	0	0	0	.000	0	0	0-0	1	4	0	1.000
Totals	.307	6	212	48	65	14	1	5	45	96	.453	24	10	49	2	.401	1	3	5-6	158	56	7	.968
Opponents	.209	6	196	25	41	5	2	1	22	53	.270	34	3	44	2	.333	1	1	1-3	153	58	6	.972

LOB - Team (49), Opp (52). DPs turned - Team (3), Opp (3). IBB - Team (1), Martin 1, Opp (1).

**(SEC games only Sorted by Earned run avg)**

Player	era	w-l	app	gs	cg	sho	sv	ip	h	r	er	bb	so	2b	3b	hr	b/avg	wp	hp	bk	sfa	sha
Patrick Raby	0.00	1-0	2	2	0	0/0	0	11.0	4	0	0	9	9	0	0	0	.114	1	0	1	0	0
Drake Fellows	1.23	2-0	2	2	1	1/0	0	14.2	8	2	2	9	12	1	0	0	.160	3	2	0	0	0
Kumar Rocker	3.09	1-1	2	2	0	0/0	0	11.2	13	6	4	3	10	2	1	1	.271	1	0	1	0	0
-----																						
AJ Franklin	0.00	0-0	1	0	0	0/0	0	1.0	0	0	0	0	0	0	0	0	.000	0	0	0	0	0
Tyler Brown	3.18	0-0	2	0	0	0/0	2	5.2	4	2	2	1	8	0	0	0	.190	2	0	0	0	0
Jake Eder	5.40	0-0	2	0	0	0/0	0	3.1	5	5	2	4	3	0	0	0	.294	0	0	0	0	0
Ethan Smith	6.00	0-0	2	0	0	0/0	0	3.0	1	2	2	4	1	1	0	0	.111	1	0	0	0	0
Hugh Fisher	13.50	0-0	1	0	0	0/0	0	0.2	1	2	1	1	0	1	0	0	.250	0	0	0	0	0
Zach King	27.00	0-1	1	0	0	0/0	0	1.1	4	4	4	2	0	0	1	0	.571	0	1	0	0	1
Jackson Gillis	27.00	0-0	1	0	0	0/0	0	0.1	1	2	1	1	1	0	0	0	.500	1	0	0	1	0
Totals	3.08	4-2	6	6	1	1/0	2	52.2	41	25	18	34	44	5	2	1	.209	9	3	2	1	1
Opponents	7.76	2-4	6	6	0	1/1	0	51.0	65	48	44	24	49	14	1	5	.307	4	10	0	1	3

PB - Team (2), Clarke 2, Opp (1). Pickoffs - Team (2), Clarke 1, Fellows 1. SBA/ATT - Clarke (0-2), Eder (1-1), Rocker (0-1), Raby (0-1).



# **The Automated ScoreBook** **Overall Statistics for Vanderbilt (as of Mar 26, 2019)** **(All games Sorted by Batting avg)**



Record: 20-5 Home: 15-2 Away: 1-2 Neutral: 4-1 SEC: 4-2

Player	avg	gp-gs	ab	r	h	2b	3b	hr	rbi	tb	slg%	bb	hp	so	gdp	ob%	sf	sh	sb-att	po	a	e	fld%
Austin Martin	.437	21-21	87	30	38	3	3	2	14	53	.609	14	3	9	2	.529	0	0	4-7	26	33	3	.952
Ethan Paul	.404	25-25	99	17	40	8	1	3	37	59	.596	7	2	13	0	.438	4	0	4-6	27	52	2	.975
Stephen Scott	.385	25-25	91	28	35	10	0	3	24	54	.593	20	5	20	0	.513	1	0	1-1	119	9	2	.985
Cooper Davis	.360	22-22	86	20	31	5	2	0	16	40	.465	16	0	10	2	.461	0	4	4-5	30	1	0	1.000
JJ Bleday	.357	25-25	98	30	35	6	0	9	29	68	.694	18	2	21	2	.451	4	1	0-0	44	0	0	1.000
Harrison Ray	.314	20-18	70	17	22	5	1	0	9	29	.414	3	3	17	0	.359	2	2	8-8	34	28	2	.969
Philip Clarke	.267	25-25	101	23	27	5	1	4	30	46	.455	11	4	17	2	.359	1	0	1-2	148	25	1	.994
Pat DeMarco	.237	20-20	76	16	18	7	2	1	15	32	.421	9	2	26	1	.322	3	0	2-3	47	0	0	1.000
-----																							
Walker Grisanti	.429	7-1	14	4	6	2	1	0	5	10	.714	5	0	6	0	.579	0	0	0-0	3	0	0	1.000
Jayson Gonzalez	.341	15-11	41	13	14	1	0	1	7	18	.439	10	1	17	1	.481	0	0	2-2	6	17	3	.885
Kiambu Fentress	.200	10-2	5	3	1	0	0	0	0	1	.200	3	1	2	0	.556	0	2	1-1	5	0	0	1.000
Julian Infante	.179	13-11	39	6	7	1	0	1	4	11	.282	8	1	8	0	.320	2	0	0-1	78	3	0	1.000
Ty Duvall	.171	17-7	41	6	7	2	0	0	7	9	.220	10	3	14	0	.364	1	0	0-0	87	12	0	1.000
Justyn-Henry Malloy	.083	11-0	12	2	1	0	0	0	2	1	.083	5	1	3	1	.389	0	0	0-0	3	0	0	1.000
Dominic Keegan	.000	6-0	6	0	0	0	0	0	0	0	.000	0	1	3	0	.143	0	0	0-0	4	2	0	1.000
Matt Hogan	.000	2-0	2	1	0	0	0	0	0	0	.000	1	0	2	0	.333	0	0	0-0	0	0	0	.000
Isaiah Thomas	.000	7-0	2	0	0	0	0	0	0	0	.000	0	0	0	0	.000	0	0	0-0	3	0	0	1.000
John Malcom	.000	1-0	1	0	0	0	0	0	1	0	.000	0	0	0	0	.000	0	0	0-0	0	0	0	.000
Drake Fellows	.000	5-5	0	0	0	0	0	0	0	0	.000	0	0	0	0	.000	0	0	0-0	3	4	1	.875
Tate Kolwyck	.000	2-0	0	0	0	0	0	0	0	0	.000	1	0	0	0	1.000	0	0	0-0	0	0	0	.000
Patrick Raby	.000	7-7	0	0	0	0	0	0	0	0	.000	0	0	0	0	.000	0	0	0-0	1	3	0	1.000
Sterling Hayes	.000	3-0	0	2	0	0	0	0	0	0	.000	2	0	0	0	1.000	0	0	0-0	1	2	0	1.000
Totals	.324	25	871	218	282	55	11	24	200	431	.495	143	29	188	11	.428	18	9	27-36	671	205	15	.983
Opponents	.213	25	823	101	175	33	4	7	97	237	.288	114	27	276	8	.326	6	4	19-29	627	198	31	.964

LOB - Team (225), Opp (202). DPs turned - Team (11), Opp (12). IBB - Team (4), Bleday 1, Martin 1, Paul 1, Duvall 1, Opp (1).

Picked off - Clarke 1, Martin 1, Paul 1.

## **(All games Sorted by Earned run avg)**

Player	era	w-l	app	gs	cg	sho	sv	ip	h	r	er	bb	so	2b	3b	hr	b/avg	wp	hp	bk	sfa	sha
Patrick Raby	0.57	4-0	6	6	0	0/0	0	31.2	16	4	2	18	29	0	0	0	.152	2	1	1	0	2
Mason Hickman	1.50	3-0	8	2	0	0/1	2	30.0	18	5	5	7	41	4	1	1	.173	0	1	0	1	0
Drake Fellows	3.68	5-0	6	6	1	1/0	0	36.2	29	15	15	19	48	9	0	2	.216	5	6	0	1	0
-----																						
Hugh Fisher	1.46	1-0	8	0	0	0/1	1	12.1	14	3	2	8	14	3	0	0	.275	0	2	0	0	0
Tyler Brown	2.12	0-0	10	0	0	0/1	5	17.0	13	4	4	2	26	2	0	0	.206	2	0	0	1	0
Jake Eder	3.60	0-0	8	0	0	0/1	2	10.0	6	7	4	7	13	0	0	0	.162	0	1	0	0	0
Ethan Smith	4.11	2-0	7	0	0	0/1	0	15.1	9	7	7	13	18	3	0	0	.167	2	2	0	0	0
Kumar Rocker	4.43	2-2	6	3	0	0/0	0	20.1	23	12	10	5	20	4	1	1	.277	2	2	1	0	1
Zach King	6.62	0-2	7	3	0	0/2	1	17.2	18	13	13	9	23	0	1	0	.277	1	4	0	1	1
Chance Huff	6.75	2-0	5	4	0	0/0	0	16.0	15	12	12	12	19	7	0	0	.238	3	2	1	1	0
Jackson Gillis	6.75	1-1	4	0	0	0/0	0	4.0	2	4	3	5	5	0	0	0	.154	2	1	0	1	0
Austin Becker	6.75	0-0	2	0	0	0/0	1	4.0	3	4	3	4	9	0	0	0	.200	1	1	0	0	0
AJ Franklin	11.12	0-0	6	0	0	0/0	0	5.2	5	7	7	5	7	1	0	2	.217	0	3	0	0	0
Erik Kaiser	12.00	0-0	1	1	0	0/0	0	3.0	4	4	4	0	4	0	1	1	.308	0	1	0	0	0
Totals	3.66	20-5	25	25	1	3/2	12	223.2	175	101	91	114	276	33	4	7	.213	20	27	3	6	4
Opponents	7.79	5-20	25	25	0	1/1	1	209.0	282	218	181	143	188	55	11	24	.324	28	29	7	18	9

PB - Team (5), Clarke 4, Duvall 1, Opp (7). Pickoffs - Team (4), Clarke 1, Fellows 1, King 1, Raby 1, Opp (3). SBA/ATT - Clarke (10-17), King (3-6), Duvall (4-6), Hickman (5-6), Scott (4-5), Raby (3-5), Fellows (1-3), Fisher (2-2), Rocker (1-2), Gillis (2-2), Brown (1-1), Huff (0-1), Eder (1-1).



**The Automated ScoreBook**  
**Overall Statistics for Vanderbilt (as of Mar 26, 2019)**  
**(All games Sorted by Fielding pct)**



Player	c	po	a	e	fld%	dp	sba	csb	sba%	pb	ci
Ty Duvall	99	87	12	0	1.000	0	4	2	.667	1	0
Julian Infante	81	78	3	0	1.000	2	0	0	.000	0	0
Pat DeMarco	47	47	0	0	1.000	0	0	0	.000	0	0
JJ Bleday	44	44	0	0	1.000	1	0	0	.000	0	0
Cooper Davis	31	30	1	0	1.000	0	0	0	.000	0	0
Dominic Keegan	6	4	2	0	1.000	0	0	0	.000	0	0
Kiambu Fentress	5	5	0	0	1.000	0	0	0	.000	0	0
Patrick Raby	4	1	3	0	1.000	0	3	2	.600	0	0
Chance Huff	4	0	4	0	1.000	0	0	1	.000	0	0
Zach King	4	0	4	0	1.000	0	3	3	.500	0	0
Isaiah Thomas	3	3	0	0	1.000	0	0	0	.000	0	0
Justyn Henry Malloy	3	3	0	0	1.000	0	0	0	.000	0	0
Walker Grisanti	3	3	0	0	1.000	0	0	0	.000	0	0
Sterling Hayes	3	1	2	0	1.000	1	0	0	.000	0	0
Ethan Smith	2	0	2	0	1.000	0	0	0	.000	0	0
Hugh Fisher	2	2	0	0	1.000	0	2	0	1.000	0	0
Austin Becker	1	0	1	0	1.000	0	0	0	.000	0	0
Tyler Brown	1	0	1	0	1.000	0	1	0	1.000	0	0
Mason Hickman	1	0	1	0	1.000	0	5	1	.833	0	0
Philip Clarke	174	148	25	1	.994	0	10	7	.588	4	0
Stephen Scott	130	119	9	2	.985	6	4	1	.800	0	0
Ethan Paul	81	27	52	2	.975	5	0	0	.000	0	0
Harrison Ray	64	34	28	2	.969	4	0	0	.000	0	0
Austin Martin	62	26	33	3	.952	6	0	0	.000	0	0
Jayson Gonzalez	26	6	17	3	.885	2	0	0	.000	0	0
Drake Fellows	8	3	4	1	.875	0	1	2	.333	0	0
Kumar Rocker	2	0	1	1	.500	0	1	1	.500	0	0
Erik Kaiser	0	0	0	0	.000	0	0	0	.000	0	0
Tate Kolwyck	0	0	0	0	.000	0	0	0	.000	0	0
John Malcom	0	0	0	0	.000	0	0	0	.000	0	0
AJ Franklin	0	0	0	0	.000	0	0	0	.000	0	0
Jackson Gillis	0	0	0	0	.000	0	2	0	1.000	0	0
Jake Eder	0	0	0	0	.000	0	1	0	1.000	0	0
Matt Hogan	0	0	0	0	.000	0	0	0	.000	0	0
Totals	891	671	205	15	.983	11	19	10	.655	5	0
Opponents	856	627	198	31	.964	12	27	9	.750	7	0

Hitting minimums - 2.5 TPA/Game  
Pitching minimums - 1.0 IP/Game

NUMERICAL ROSTER

No.	Name	Pos.	B/T	Ht.	Wt.	Cl.	Hometown/High School
2	Harrison Ray	IF	R/R	5-11	200	Jr.	Longwood, Fla./Lake Brantley
3	Cooper Davis	OF	L/R	5-10	175	So.	Mississauga, Ontario/St. Aloysius Gonzaga
5	Philip Clarke	C	L/R	5-11	190	So.	Franklin, Tenn./Chris Presbyterian Academy
6	Tate Kolwyck	IF	R/R	5-11	185	Fr.	Memphis, Tenn./Arlington
8	Isaiah Thomas	OF	R/R	6-2	190	Fr.	Palm Beach Gardens, Fla./The Benjamin School
10	Ethan Paul	IF	L/R	5-10	180	Sr.	Bellevue, Wash./International School
11	Matt Hogan	OF	L/R	6-0	190	Fr.	Melville, N.Y./Half Hollow Hills East
12	Dominic Keegan	UTL	R/R	6-0	210	Fr.	Methuen, Mass./Central Catholic
13	Kiambu Fentress	OF	R/R	6-0	175	R-Jr.	Nashville, Tenn./Ensworth
16	Austin Martin	UTL	R/R	6-0	175	So.	Jacksonville, Fla./Trinity Christian Academy
17	Walker Grisanti	OF	L/R	5-11	195	Sr.	Collierville, Tenn./Christian Brothers
18	Pat DeMarco	OF	R/R	5-9	192	So.	Staten Island, N.Y./Winder-Barrow
19	Stephen Scott	UTL	L/R	5-11	200	Sr.	Cary, N.C./Cardinal Gibbons
20	Ty Duvall	C	L/R	5-10	185	Jr.	Lebanon, Ohio/Lebanon
21	Tyler Brown	RHP	R/R	6-4	233	So.	Ashland, Ohio/Olentangy Orange
22	Julian Infante	IF	R/R	6-3	210	Sr.	Miami, Fla./Westminister Christian
27	Ethan Smith	RHP	R/R	6-1	200	Fr.	Mt. Juliet, Tenn./Mt. Juliet
29	Patrick Raby	RHP	R/R	6-3	230	Sr.	Knoxville, Tenn./Farragut
30	Sterling Hayes	IF	R/R	6-1	190	Fr.	San Diego, Calif./Francis Parker
32	Hugh Fisher	LHP	R/L	6-5	187	So.	Eads, Tenn./Briarcrest Christian
33	Erik Kaiser	RHP	R/R	6-4	215	So.	Waterloo, Ill./Waterloo
34	Zach King	LHP	L/L	6-6	212	Jr.	Spring Hill, Tenn./Spring Hill
35	Jackson Gillis	LHP	R/L	6-3	235	Jr.	Wilmington, Mass./Wilmington
36	John Malcom	UTL	L/L	6-3	220	Fr.	West Bloomfield, Mich./Detroit Country Day
39	Jake Eder	LHP	L/L	6-4	220	So.	Ocean Ridge, Fla./Calvary Christian Academy
42	Justyn-Henry Malloy	UTL	R/R	6-2	210	Fr.	Bergenfield, N.J./St. Joseph Regional
43	Austin Becker	RHP	R/R	6-5	190	Fr.	Columbus, Ohio/Big Walnut
44	Mason Hickman	RHP	R/R	6-6	230	So.	Hendersonville, Tenn./Pope John Paull II
45	Chance Huff	RHP	R/R	6-4	210	Fr.	Niceville, Fla./Niceville
49	AJ Franklin	LHP	L/L	6-1	180	R-Jr.	Lebanon, Tenn./Wilson Central
51	JJ Bleday	OF	L/L	6-3	205	Jr.	Panama City Beach, Fla./A. Crawford Mosley
55	Joe Gobillot	LHP	L/L	6-6	228	R-Fr.	Houston, Texas/St. John's
66	Drake Fellows	RHP	L/R	6-5	216	Jr.	Plainfield, Ill./Joliet Catholic Academy
80	Kumar Rocker	RHP	R/R	6-4	255	Fr.	Athens, Ga./North Oconee
99	Jayson Gonzalez	IF	R/R	6-2	207	So.	Covina, Calif./Bishop Amat

**Head Coach:** 4 Tim Corbin (Ohio Wesleyan, 1984) - 17th Season at Vanderbilt  
**Associate Head Coach:** 26 Scott Brown (SUNY-Cortland, 1999)  
**Assistant Coach:** 24 Mike Baxter (Vanderbilt, 2005)  
**Volunteer Coach:** 1 David Macias (Vanderbilt, 2008)  
**Athletic Trainer:** Tracy Campbell (James Madison, 2008)  
**Strength & Conditioning Coach:** Chris Ham (Illinois, 2005)  
**Director of Baseball Operations:** Brooks Webb (Birmingham Southern, 2011)  
**Director of Player Development:** Brandon Barak (Illinois, 2012)  
**Video Coordinator:** Josh Ruchotzke (Vanderbilt, 2017)  
**Equipment Manager:** Kevin Collins (Purdue, 2015)

PRONUNCIATION CHART

JJ Bleday \_\_\_\_\_ bleh-DAY  
Kiambu Fentress \_\_\_\_\_ key-AHM-boo  
Joe Gobillot \_\_\_\_\_ GAW-buh-lo  
Walker Grisanti \_\_\_\_\_ greh-sahn-TEE  
Tate Kolwyck \_\_\_\_\_ COLE-wick  
Methuen, Massachusetts \_\_\_\_\_ METH-OO-EN  
Patrick Raby \_\_\_\_\_ ray-BEE  
Kumar Rocker \_\_\_\_\_ KOO-mar

ALPHABETICAL ROSTER

#	Name	Pos.	Yr.
43	Austin Becker	RHP	Fr.
51	JJ Bleday	OF	Jr.
21	Tyler Brown	RHP	So.
5	Philip Clarke	C	So.
3	Cooper Davis	OF	Jr.
18	Pat DeMarco	OF	So.
20	Ty Duvall	C	Jr.
39	Jake Eder	LHP	So.
66	Drake Fellows	RHP	Jr.
13	Kiambu Fentress	OF	R-Jr.
32	Hugh Fisher	LHP	So.
49	AJ Franklin	LHP	R-Jr.
35	Jackson Gillis	LHP	Jr.
55	Joe Gobillot	LHP	R-Fr.
99	Jayson Gonzalez	IF	So.
17	Walker Grisanti	OF	Sr.
30	Sterling Hayes	IF	Fr.
44	Mason Hickman	RHP	So.
11	Matt Hogan	OF	Fr.
45	Chance Huff	RHP	Fr.
22	Julian Infante	IF	Sr.
33	Erik Kaiser	RHP	So.
12	Dominic Keegan	UTL	Fr.
34	Zach King	LHP	Jr.
6	Tate Kolwyck	IF	Fr.
36	John Malcom	UTL	Fr.
42	Justyn-Henry Malloy	UTL	Fr.
16	Austin Martin	IF	So.
10	Ethan Paul	IF	Sr.
29	Patrick Raby	RHP	Sr.
2	Harrison Ray	IF	Jr.
80	Kumar Rocker	RHP	Fr.
19	Stephen Scott	UTL	Sr.
27	Ethan Smith	RHP	Fr.
8	Isaiah Thomas	OF	Fr.

EXPERIENCE BREAKDOWN

Seniors (5) \_\_\_\_\_ Grisanti, Infante, Paul, Raby, Scott  
Redshirt Juniors (2) \_\_\_\_\_ Fentress, Franklin  
Juniors (7) \_\_ Bleday, Davis, Duvall, Fellows, Gillis, King, Ray  
Sophomores (9) \_\_\_\_\_ Brown, Clarke, DeMarco, \_\_\_\_\_ Eder, Fisher, Gonzalez, Hickman, Kaiser, Martin  
Redshirt Freshman (1) \_\_\_\_\_ Gobillot  
Freshmen (11) \_\_\_\_\_ Becker, Hayes, Hogan, Huff, Keegan, \_\_\_\_\_ Kolwyck, Malcom, Malloy, Rocker, Smith, Thomas





**Harrison Ray**  
So. ★ 5-11 ★ 200 ★ R/R  
IF ★ Longwood, Fla.



**Cooper Davis**  
So. ★ 5-10 ★ 175 ★ L/R  
OF ★ Mississauga, Ontario



**Philip Clarke**  
So. ★ 5-11 ★ 190 ★ L/R  
C ★ Franklin, Tenn.



**Tate Kolwyck**  
Fr. ★ 5-11 ★ 185 ★ R/R  
IF ★ Memphis, Tenn.



**Isaiah Thomas**  
Fr. ★ 6-2 ★ 190 ★ R/R  
OF ★ Palm Beach Gardens, Fla.



**Ethan Paul**  
Sr. ★ 5-10 ★ 180 ★ L/R  
IF ★ Bellevue, Wash.



**Matt Hogan**  
Fr. ★ 6-0 ★ 190 ★ L/R  
OF ★ Melville, N.Y.



**Dominic Keegan**  
Fr. ★ 6-0 ★ 210 ★ R/R  
UTL ★ Methuen, Mass.



**Kiambu Fentress**  
R-Jr. ★ 6-0 ★ 175 ★ R/R  
OF ★ Nashville, Tenn.



**Austin Martin**  
So. ★ 6-0 ★ 175 ★ R/R  
UTL ★ Jacksonville, Fla.



**Walker Grisanti**  
Sr. ★ 5-10 ★ 195 ★ L/R  
OF ★ Collierville, Tenn.




**Pat DeMarco**  
So. ★ 5-9 ★ 192 ★ R/R  
OF ★ Staten Island, N.Y.




**Stephen Scott**  
Sr. ★ 5-11 ★ 200 ★ L/R  
UTL ★ Cary, N.C.




**Ty Duval**  
Jr. ★ 5-10 ★ 185 ★ L/R  
C ★ Lebanon, Ohio




**Tyler Brown**  
So. ★ 6-4 ★ 233 ★ R/R  
RHP ★ Ashland, Ohio




**Julian Infante**  
Sr. ★ 6-3 ★ 210 ★ R/R  
IF ★ Miami, Fla.



**Ethan Smith**  
Fr. ★ 6-1 ★ 200 ★ R/R  
RHP ★ Mt. Juliet, Tenn.




**Patrick Raby**  
Sr. ★ 6-3 ★ 230 ★ R/R  
RHP ★ Knoxville, Tenn.



**Sterling Hayes**  
Fr. ★ 6-1 ★ 190 ★ R/R  
IF ★ San Diego, Calif.



**Hugh Fisher**  
So. ★ 6-5 ★ 187 ★ R/L  
LHP ★ Eads, Tenn.



**Erik Kaiser**  
So. ★ 6-4 ★ 215 ★ R/R  
RHP ★ Waterloo, Ill.



**Zach King**  
Jr. ★ 6-6 ★ 212 ★ L/L  
LHP ★ Spring Hill, Tenn.



**Jackson Gillis**  
So. ★ 6-3 ★ 235 ★ R/L  
LHP ★ Wilmington, Mass.



**John Malcom**  
Fr. ★ 6-3 ★ 220 ★ L/L  
UTL ★ West Bloomfield, Mich.



**Jake Eder**  
So. ★ 6-4 ★ 220 ★ L/L  
LHP ★ Ocean Ridge, Fla.




**Justyn-Henry Malloy**  
Fr. ★ 6-2 ★ 210 ★ R/R  
UTL ★ Bergenfield, N.J.




**Austin Becker**  
Fr. ★ 6-5 ★ 190 ★ R/R  
RHP ★ Columbus, Ohio




**Mason Hickman**  
So. ★ 6-6 ★ 230 ★ R/R  
RHP ★ Hendersonville, Tenn.




**Chance Huff**  
Fr. ★ 6-4 ★ 210 ★ R/R  
RHP ★ Niceville, Fla.




**AJ Franklin**  
R-Jr. ★ 6-1 ★ 180 ★ L/L  
LHP ★ Lebanon, Tenn.




**JJ Bleday**  
Jr. ★ 6-3 ★ 205 ★ L/L  
OF ★ Panama City Beach, Fla.



**Joe Gobillot**  
R-Fr. ★ 6-6 ★ 228 ★ L/L  
LHP ★ Houston, Texas



**Drake Fellows**  
So. ★ 6-5 ★ 216 ★ L/R  
RHP ★ Plainfield, Ill.




**Kumar Rocker**  
Fr. ★ 6-4 ★ 255 ★ R/R  
RHP ★ Athens, Ga.




**Jayson Gonzalez**  
So. ★ 6-2 ★ 207 ★ R/R  
IF ★ Covina, Calif.




**Tim Corbin**  
Head Coach  
17th Season



**Scott Brown**  
Associate Head Coach  
7th Season



**Mike Baxter**  
Hitting Coach  
2nd Season



**David Macias**  
Volunteer Assistant Coach  
2nd Season