



VANDERBILT

2019 BASEBALL GAME NOTES



Vanderbilt Athletic Communications ★ 2601 Jess Neely Dr. Nashville, TN 37212
Baseball Contact: Andrew Pate ★ Cell: 713.387.9119 ★ Email: andrew.pate@vanderbilt.edu
VUCommodores.com ★ twitter: @VandyBoys

2019 SCHEDULE/RESULTS

OVERALL: 0-0 | SEC: 0-0 | H: 0-0 | A: 0-0 | N: 0-0

FEBRUARY (0-0)

15	vs. Virginia#	6:00 p.m.	Talking Stick, Ariz.
16	vs. #25 Cal State Fullerton#	2:00 p.m.	Talking Stick, Ariz.
17	vs. #19 TCU#	12:00 p.m.	Talking Stick, Ariz.
20	EVANSVILLE	4:30 p.m.	Nashville, Tenn.
22	PEPPERDINE	4:30 p.m.	Nashville, Tenn.
23	PEPPERDINE	2:00 p.m.	Nashville, Tenn.
24	PEPPERDINE	1:00 p.m.	Nashville, Tenn.
26	SE MISSOURI STATE	4:30 p.m.	Nashville, Tenn.
27	AUSTIN PEAY	4:30 p.m.	Nashville, Tenn.

MARCH (0-0)

1	DAYTON	4:30 p.m.	Nashville, Tenn.
2	DAYTON	2:00 p.m.	Nashville, Tenn.
3	DAYTON	1:00 p.m.	Nashville, Tenn.
5	DAVIDSON	4:30 p.m.	Nashville, Tenn.
6	ETSU	4:30 p.m.	Nashville, Tenn.
8	ILLINOIS STATE	4:30 p.m.	Nashville, Tenn.
9	ILLINOIS STATE	2:00 p.m.	Nashville, Tenn.
10	ILLINOIS STATE	1:00 p.m.	Nashville, Tenn.
12	SAMFORD	6:30 p.m.	Nashville, Tenn.
15	at Texas A&M*	6:30 p.m.	College Station, Texas
16	at Texas A&M*	2:00 p.m.	College Station, Texas
17	at Texas A&M*	1:00 p.m.	College Station, Texas
19	vs. Belmont^	6:30 p.m.	Nashville, Tenn.
22	FLORIDA*	6:00 p.m.	Nashville, Tenn.
23	FLORIDA*	6:30 p.m.	Nashville, Tenn.
24	FLORIDA*	1:00 p.m.	Nashville, Tenn.
26	vs. Lipscomb^	6:30 p.m.	Nashville, Tenn.
29	TENNESSEE*	6:30 p.m.	Nashville, Tenn.
30	TENNESSEE*	8:00 p.m.	Nashville, Tenn.
31	TENNESSEE*	2:00 p.m.	Nashville, Tenn.

APRIL (0-0)

2	WESTERN KENTUCKY	6:30 p.m.	Nashville, Tenn.
5	at Georgia*	6:00 p.m.	Athens, Ga.
6	at Georgia*	1:00 p.m.	Athens, Ga.
7	at Georgia*	11:00 a.m.	Athens, Ga.
9	at Middle Tennessee	6:00 p.m.	Murfreesboro, Tenn.
12	ARKANSAS*	7:00 p.m.	Nashville, Tenn.
13	ARKANSAS*	8:00 p.m.	Nashville, Tenn.
14	ARKANSAS*	1:00 p.m.	Nashville, Tenn.
16	INDIANA STATE	6:30 p.m.	Nashville, Tenn.
19	at Alabama*	6:00 p.m.	Tuscaloosa, Ala.
20	at Alabama*	8:00 p.m.	Tuscaloosa, Ala.
21	at Alabama*	1:00 p.m.	Tuscaloosa, Ala.
26	AUBURN*	6:30 p.m.	Nashville, Tenn.
27	AUBURN*	7:00 p.m.	Nashville, Tenn.
28	AUBURN*	1:00 p.m.	Nashville, Tenn.
30	TENNESSEE TECH	6:30 p.m.	Nashville, Tenn.

MAY (0-0)

3	at South Carolina*	6:00 p.m.	Columbia, S.C.
4	at South Carolina*	7:00 p.m.	Columbia, S.C.
5	at South Carolina*	12:30 p.m.	Columbia, S.C.
7	at Louisville	6:00 p.m.	Louisville, Ky.
10	MISSOURI*	6:30 p.m.	Nashville, Tenn.
11	MISSOURI*	2:00 p.m.	Nashville, Tenn.
12	MISSOURI*	1:00 p.m.	Nashville, Tenn.
14	MIDDLE TENNESSEE	6:30 p.m.	Nashville, Tenn.
16	at Kentucky*	5:30 p.m.	Lexington, Ky.
17	at Kentucky*	5:30 p.m.	Lexington, Ky.
18	at Kentucky*	1:00 p.m.	Lexington, Ky.
21-26	SEC Tournament		Birmingham, Ala.

MLB4 Collegiate Baseball Tournament (Salt River Fields)

^ First Tennessee Park

* Southeastern Conference game

#1 VANDERBILT COMMODORES (0-0, 0-0 SEC) vs. VIRGINIA CAVALIERS (0-0, 0-0 ACC)

February 15, 2019 ★ 6:00 p.m. CT ★ Talking Stick, Ariz. ★ Salt River Fields (11,000)

GAME 1



VANDERBILT

2019 Record: 0-0 Overall, 0-0 SEC

Home / Away / Neutral: 0-0 / 0-0 / 0-0

Rankings: D1: 1 | NCBWA: 1 | Coaches: 2

BA: 1 | CB: 2 | PG: 3

Head Coach: Tim Corbin

Career Record: 787-480-1 (22nd)

Record at Vanderbilt: 681-342-1 (17th)



VIRGINIA

2019 Record: 0-0 Overall, 0-0 ACC

Home / Away / Neutral: 0-0 / 0-0 / 0-0

Rankings: D1: NR | NCBWA: NR | Coaches: NR

BA: NR | CB: RV | PG: NR

Head Coach: Brian O'Connor

Career Record: 668-264-2 (16th)

Record at UVA: 668-264-2 (16th)

PRESEASON NO. 1: For the second time in a five-year span, Vanderbilt enters the season ranked No. 1 nationally.

★ The Commodores were tabbed No. 1 by D1Baseball, Baseball America and NCBWA. It marks the first time since April 7, 2015, Vandy has received the top ranking in any poll.

★ The Dores' last preseason No. 1 ranking came in 2015 when the program was the unanimous top spot following their 2014 national championship.

AN OMAHA FEEL: Vanderbilt faced three teams in Omaha, Nebraska, during the 2015 College World Series -- TCU, Cal State Fullerton and Virginia. Tonight's matchup is the first against UVA since the 2015 College World Series Finals when the Cavaliers upended Vanderbilt, avenging their loss to the Commodores in the 2014 CWS Finals.

ROTATION INTACT: Vanderbilt welcomes back its entire weekend rotation from a season ago. The last time the Commodores returned all three pitchers was 2009 (Mike Minor, Caleb Cotham and Nick Christiani).

★ Vanderbilt, LSU and Tennessee are the only three teams in the SEC to return its entire rotation.

★ The trio of **Drake Fellows**, **Patrick Raby** and **Mason Hickman** combined to go 20-11 with a 4.22 ERA across 48 appearances and 41 starts in 2018.

ON THE TRIP TO ARIZONA: This weekend marks Vanderbilt's first trip to Arizona since May 30-June 1, 2008, when the squad competed in the NCAA Tempe Regional.

★ Vanderbilt also began the 2008 season in Tempe, competing against Oregon State, Arizona State and Miami (Ohio) at Packard Stadium. The Dores defeated OSU, 8-1, and Miami, 4-3, but dropped the middle game, 18-6 to host Arizona State.

OPENING WEEKEND: Vanderbilt has won its opening weekend series six consecutive seasons (2013-present).

★ Vanderbilt has won five of its last six opening day matchups. The Commodores are 11-5 on opening day under head coach **Tim Corbin**.

★ Vanderbilt's matchup against Virginia marks the second consecutive season in which the Dores have opened against an ACC opponent. In 2018, Vandy took 2-of-3 against No. 25 Duke in Nashville.

VETERAN PRESENCE: Vanderbilt returns eight positional starters and four starting pitchers from last year's NCAA Super Regional squad to its 2019 unit.

★ Offensively, 2019 returners contributed 80.5% of runs scored, 82.6% of hits, 82.7% of extra-base hits, 82% of RBIs and 72% of stolen bases in 2018.

★ Commodore returning pitchers contributed 90% of starts, 85.7% of wins, 80% of innings pitched and 77% of strikeouts in 2018.

TOP PROSPECTS: Vanderbilt matched Louisville with a national-best six players on D1Baseball.com's Top 150 overall prospects for the 2019 MLB Draft class.

★ OF **JJ Bleday** ranked as the No. 11 prospect. Other Dores include LHP **Jackson Gillis** (67), RHP **Drake Fellows** (94), OF **Pat DeMarco** (110), C **Philip Clarke** (118) and LHP **Zach King** (124).

LET THE KIDS PLAY: Vanderbilt's freshman class was ranked No. 2 nationally by Baseball America, the publication announced in September.

★ The Dores current sophomore class was ranked No. 1 by Baseball America. Vandy has produced 14-straight ranked classes by the publication.

★ The Dores' 14-member class features six pitchers and eight position players. Six players appeared on the 2018 BA500, which ranks the best 500 players in the draft class.

MAJOR LEAGUE DORES: In total, 13 former players made a MLB appearance in 2018, a mark that ranks second nationally and first in the SEC.

★ The Commodores led the nation with seven pitchers who made at least one MLB start and eight total hurlers who made an appearance in 2018.

★ The Black and Gold also had a major presence in the 2018 MLB Postseason with four alumni on playoff rosters. The mark was tied for the most in the SEC and was second nationally.

FRESHMAN ORIENTATION: Vandy led the nation as four student-athletes were named to the 2018 Collegiate Baseball Freshman All-American Team. **Philip Clarke**, **Pat DeMarco**, **Mason Hickman** and **Austin Martin** -- all returning for 2019 -- were recognized for their efforts.

WHO'S AT SHORT?: While the Commodores return a bulk of their production from 2018, the squad will look to replace shortstop **Connor Kaiser**. The junior was selected in the third round of the 2018 MLB Draft by the Pirates.

★ Kaiser's was the 2018 NCAA Clemson Regional MVP as well as an SEC All-Defensive Team honoree and finalist for the ABCA Gold Glove.

★ **Ethan Paul**, who started all 62 games at second base a season ago, is the favorite to start at shortstop. The senior has started at shortstop four times with the last coming on Feb. 27, 2016 vs. UIC.

DE-FENSE: Vanderbilt set a school record and finished fifth nationally with a .981 fielding percentage in 2018. The Commodores committed 41 errors in 2,211 chances.

★ The Black and Gold played error-free baseball in 33 games and committed one or no errors in 53 outings.

★ It marked the second time in four seasons Vandy has set a new program record. The 2015 team set the previous standard by fielding .979.

NO. 4, MR. TIM CORBIN: Head coach **Tim Corbin** begins his 17th season (2003-present) at the helm in 2019. Corbin has led the Commodores to 14 NCAA Tournaments, eight Super Regionals, three College World Series, one national championship (2014) and one runner-up (2015).

- ★ Corbin is 681-342-1 (.665) at Vandy and became the program's all-time winningest coach with a 9-4 victory on March 4, 2018 against Houston.
- ★ Under Corbin, 40 players have been named an All-American including 11 who have received first-team recognition.
- ★ In the Corbin era, 22 players have gone on to play in the Major Leagues, the most in the SEC since 2003.

BEG, BORROW OR STEAL: For the third time in six years, Vanderbilt finished atop the SEC in stolen bases, raking in 101 swiped bags during 2018.

- ★ The Commodores have stolen 100-plus bases in four of the last of six seasons (2013, 2014, 2015, 2018).
- ★ After recording just 54 stolen bases in 2017, Vandy nearly doubled its total last year. The 2018 squad swiped its 54th stolen base on April 5 (Game #30).

DORES ON TOP: In Sept. 2017, D1Baseball.com recognized Vanderbilt as the No. 2 program nationally in the publication's bi-annual Top 100 rankings.

- ★ The list is designed to assess the overall health of programs in the current era with the ultimate goal of identifying "the programs in the best shape right now, with an eye towards the next five to 10 years."
- ★ The Commodores were ranked the nation's top program in D1Baseball's inaugural rankings (2015).

WELCOME TO THE HAWK: The Commodores have been tough to beat at Hawkins Field since the facility opened its gates in 2002. Vanderbilt boasts a 435-159-1 (.732) all-time record at its home including a 328-100-1 (.765) mark since the start of the 2007 season.

- ★ The Dorees won 6-of-7 regular season three-game home series in 2018 and have won 47-of-60 three-game sets at The Hawk since 2011.

SENIOR LEADERS: Vanderbilt's five-member senior class is the program's largest since carrying seven in 2008. The class includes OF **Walker Grisanti**, 1B **Julian Infante**, INF **Ethan Paul**, RHP **Patrick Raby** and C **Stephen Scott**.

- ★ Since arriving on campus in 2016, the unit has helped Vandy to 114 victories, three NCAA Regionals and two Super Regionals. The unit is looking for its first trip to the College World Series.

THE 2019 SCHEDULE: Vanderbilt's 2019 schedule will be another formidable slate. The Commodores are set to face 10 teams that reached the NCAA Tournament in 2018 a total 22 times (39.2 percent of games).

- ★ Vandy will host 19 of its 26 nonconference games including 15 consecutive from Feb. 22-March 17.
- ★ The schedule is highlighted by a season-opening trip to Talking Stick, Ariz., for the MLB Collegiate Baseball Tournament, where the Dorees will reunite with three opponents they previously faced in the College World Series.

FIRST FOR FIRST ROUND PICKS: Vanderbilt leads the SEC with 22 MLB first-round draft picks (including first-round supplemental picks). Vandy is one of two universities to produce multiple No. 1 picks with **David Price** in 2007 and **Dansby Swanson** in 2015.

FAR AND WIDE: The 2019 roster features players from 14 different states as well as one (**Cooper Davis**) from Ontario, Canada. In total, 12 players hail from Tennessee and another eight call Florida home.

- ★ Three Commodores are from Ohio while two players are represented from California, Georgia, Illinois, Massachusetts, New Jersey and New York.

BEST OF THE BEST: Catcher **Philip Clarke** and second baseman **Austin Martin** are preseason first-team All-SEC honorees and outfielder **JJ Bleday** is a second-team all-league representative as voted on by SEC head coaches.

- ★ SEC head coaches picked Vanderbilt to win the SEC East and finish second overall behind LSU.

VANDERBILT RECORD WHEN...

2018

SEC Standing	6th, 4.0 GB
SEC East Standing	4th, 4.0 GB
Home/Road/Neutral	23-11/9-11/3-5
Day/Night	21-10/14-17
vs. RH/LH starters	20-20/15-7
Leading after 6 innings	33-4
Tied after 6 innings	0-3
Trailing after 6 innings	2-20
Leading after 7 innings	31-3
Tied after 7 innings	0-4
Trailing after 7 innings	1-19
Leading after 8 innings	31-1
Tied after 8 innings	1-2
Trailing after 8 innings	0-23
Vanderbilt scores first	18-9
Opponents score first	17-18
Shutouts	4-2
Scoring less than 3 runs	2-11
Scoring 3 to 5 runs	8-10
Scoring 6 or more runs	25-6
Vanderbilt hits HR/hit 0 HR	28-14/7-13
1-run/2-run games	8-10/3-4
Walk-offs	2-1
Extra innings (home/road/neutral)	1-1/0-0/0-1
Series openers/finales	6-7/8-5
Series W-L (home)	6-2
Series W-L (road)	2-3
Series W-L (total)	8-5
Series sweeps (home/road)	2-0/1-2
Come-from-behind-wins	20

UPCOMING MILESTONES

JJ Bleday	100 Career Hits (91)
JJ Bleday	50 Career Runs (49)
Drake Fellows	200 Career Strikeouts (175)
Julian Infante	500 Career At-Bats (497)
Julian Infante	20 Career Home Runs (19)
Ethan Paul	20 Career Home Runs (19)
Patrick Raby	25 Career Victories (22)

2018 VANDY TEAM LEADERS

Batting

Hits	Austin Martin (75)
Doubles	Philip Clarke (16)
Triples	Alonzo Jones/Harrison Ray (3)
HR	Stephen Scott (15)
RBI's	Connor Kaiser (46)
Runs	Pat DeMarco (48)
SB	Austin Martin (22)
BB	Austin Martin (35)
AVG	JJ Bleday (.368)
OBP	JJ Bleday (.494)
SLG	Stephen Scott (.601)

Pitching

ERA (reliever, min 20 IP)	Maddux Conger (2.21)
ERA (starter, min 60 IP)	Patrick Raby (3.57)
Wins	Mason Hickman (8)
Saves	Chandler Day (4)
Appearances	Reid Schaller/Zach King (21)
Starts	Drake Fellows (16)
Innings (reliever)	Zach King (52.0)
Innings (starter)	Drake Fellows (96.1)
Strikeouts (reliever)	Zach King (51)
Strikeouts (starter)	Drake Fellows (107)
Active scoreless streak	AJ Franklin (2.2)

VANDERBILT IN THE NATIONAL RANKINGS

DATE	BA	NCBWA	CB	USA	D1	PG
Preseason	1	1	2	2	1	3
Feb. 18						
Feb. 25						
March 4						
March 11						
March 18						
March 25						
April 1						
April 8						
April 15						
April 22						
April 29						
May 6						
May 13						
May 20						
May 27						
June 3						
FINAL						

***For consistency, Vanderbilt uses the D1Baseball.com (D1) poll as its primary ranking.**

UPCOMING SCHEDULE AND PROBABLE PITCHING MATCHUPS

DATE	OPPONENT	VANDERBILT STARTER	OPPOSING STARTER
Fri., 2/15	Virginia	RHP Drake Fellows (0-0, 0.00 ERA)	RHP Griff McGarry (0-0, 0.00 ERA)
Sat., 2/16	Cal State Fullerton	RHP Patrick Raby (0-0, 0.00 ERA)	LHP Timothy Josten (0-0, 0.00 ERA)
Sun., 2/17	TCU	TBD (0-0, 0.00 ERA)	LHP Brandon Williamson (0-0, 0.00 ERA)

BATTING NOTES (2018 STATS)

51 ★ JJ Bleday, OF	.368 AVG	4 HR	15 RBI	.494 OBP	.511 SLG
LAST 5 GAMES: 8-22 (.364), 2 RBI	NON-CON: 31-87 (.356), 10 RBI	HOME: 25-66 (.379), 15 R	CURRENT STREAK: 10 G (13-41, 7 R, 7 BB)		
LAST 10 GAMES: 13-41 (.317), 3 RBI	SEC GAMES: 18-46 (.391), 5 RBI	ROAD: 17-39 (.436), 7 R	SEASON-HIGH STREAK: 10 G (5/17-present)		

- ★ Baseball America First-Team Preseason All-American... D1Baseball Second-Team Preseason All-American ... Second-Team Preseason All-SEC.
- ★ Ranked as D1Baseball.com's No. 11 prospect for the 2019 MLB Draft and No. 3 prospect in the SEC.
- ★ Named the Cap Cod League's top prospect by scouts last summer.
- ★ Led Vandy with a .368 average, .511 slugging percentage and .494 on-base percentage in 2018... Is currently riding a 28-game reached base streak.
- ★ Recorded at least one hit in 32 of his 39 games and reached base in 38 of his 39 games in '18... Missed 22 games (March 30-May 6) due to an oblique injury.
- ★ Batted .385 (5-for-13) while scoring two runs and driving in another against Mississippi State at the 2018 NCAA Nashville Super Regional.
- ★ Belted the game-winning walk-off home run against Mississippi State for a 4-3 victory during Game 2 of the NCAA Nashville Super Regional on June 9.
- ★ Finished tied for third on the team with 31 walks in 2018... Recorded 14 multi-hit performances across 39 games and 35 starts.

5 ★ Philip Clarke, C	.294 AVG	6 HR	36 RBI	.382 OBP	.450 SLG
LAST 5 GAMES: 4-23 (.174), 2 RBI	NON-CON: 29-102 (.284), 20 RBI	HOME: 34-121 (.281), 27 RBI	CURRENT STREAK: --		
LAST 10 GAMES: 11-40 (.275), 8 RBI	SEC GAMES: 35-116 (.302), 16 RBI	ROAD: 23-79 (.291), 7 RBI	SEASON-HIGH STREAK: 6 G (3/25-4/5)		

- ★ Nation's No. 34-ranked sophomore (Perfect Game)... SEC's No. 33-ranked prospect for the 2019 MLB Draft (D1Baseball)... First-Team Preseason All-SEC.
- ★ Named a 2018 Collegiate Baseball Freshman All-American after leading Vanderbilt with 16 doubles in 58 appearances and 49 starts.
- ★ Batted .294 and finished third on the team with 18 multi-hit games in 2018... Was second in overall games with 20 two-out RBIs.
- ★ Finished second on the squad with for hits (35) and batting average (.302) in 2018 SEC play... Made 36 starts at designated hitter and 13 starts at catcher.
- ★ Named to the 2018 NCAA Clemson Regional All-Tournament Team after batting .385 (5-for-13) with three RBIs, two home runs, two runs and two walks.
- ★ Reached base in 26 of his final 30 games... Struck his first collegiate home run against Presbyterian on Feb. 21 as part of a 1-for-3 outing with three RBIs.

3 ★ Cooper Davis, OF	.182 AVG	0 HR	4 RBI	.286 OBP	.182 SLG
LAST 5 GAMES: DNP	NON-CON: 1-3 (.333), 2 R, 2 RBI	HOME: 2-11 (.182), 4 RBI	CURRENT STREAK: --		
LAST 10 GAMES: DNP	SEC GAMES: 1-8 (.125), 2 RBI	ROAD: DNP	SEASON-HIGH STREAK: 1 G (2x, last 4/7)		

- ★ Played in nine games (three starts) before suffering a season-ending injury in 2018... Batted .182 (2-for-11) while scoring three runs as a reserve outfielder.
- ★ Recorded his first collegiate hit, run and RBI on Feb. 21 while going 1-for-2 against Presbyterian... Drew his first walk on Feb. 23 against UMass-Lowell.
- ★ Struck out just once in 11 plate appearances in 2018... Played the outfield in six of his nine appearances.
- ★ First Vanderbilt player in the Tim Corbin era to hail from Canada... Played for the Canadian Jr. National U18 Team in 2017.
- ★ Drafted by the Toronto Blue Jays in the 25th round of the 2017 MLB Draft... Played for the Toronto Blue Jays Tournament 12 team from 2013-2016.

18 ★ Pat DeMarco, OF	.277 AVG	11 HR	43 RBI	.353 OBP	.479 SLG
LAST 5 GAMES: 7-22 (.318), 3 RBI	NON-CON: 37-128 (.289), 27 R	HOME: 44-131 (.336), 10 HR	CURRENT STREAK: 5 G (7-22, 5 R, 2 HR, 3 RBI)		
LAST 10 GAMES: 9-37 (.243), 8 RBI	SEC GAMES: 30-114 (.263), 7 HR	ROAD: 16-81 (.198), 10 RBI	SEASON-HIGH STREAK: 8 G (3/11-3/24)		

- ★ Nation's No. 42-ranked sophomore (Perfect Game)... SEC's No. 26-ranked prospect for the 2019 MLB Draft (D1Baseball).
- ★ Named a 2018 Collegiate Baseball Freshman All-American after leading the Commodores with 48 runs and 116 total bases.
- ★ Enters 2019 on a 14-game on-base streak... Paced the Dorees with 23 RBIs and was second with seven home runs in 30 SEC starts in 2018.
- ★ Finished second on the squad in multi-hit games (19) and multi-RBI games (13) in 2018... Was one of two players (Ethan Paul) to start all 62 games.
- ★ Struck two home runs and drove in three runs while batting .385 (5-for-13) at the 2018 NCAA Nashville Super Regional.
- ★ Registered a hit in 11 of his final 14 games in 2018 including belting a three-run home run against Kentucky on March 19.

20 ★ Ty Duvall, C	.270 AVG	3 HR	10 RBI	.405 OBP	.492 SLG
LAST 5 GAMES: 1-6 (.167), 1 RBI	NON-CON: 7-30 (.233), 6 R	HOME: 10-42 (.238), 10 R	CURRENT STREAK: --		
LAST 10 GAMES: 2-7 (.286), 1 RBI	SEC GAMES: 10-33 (.303), 7 R	ROAD: 6-20 (.300), 3 R	SEASON-HIGH STREAK: 6 G (4/20-5/1)		

- ★ Made 31 appearances and started 15 games as a reserve catcher in 2018... Batted .270 while scoring 13 runs and collecting 10 RBIs.
- ★ Tagged a game-winning three-run double in the sixth inning to clinch the series against Ole Miss on April 15, 2018.
- ★ Recorded a combined 17 hits in his final 25 appearances in 2018... Struck a pinch-hit home run in the ninth inning at Florida on March 31.
- ★ Collected a hit in six-consecutive games between April 20-May 1, 2018... Belted a solo homer and reached base twice against South Carolina on April 27.
- ★ Three-year team captain at Lebanon HS in Lebanon, Ohio... Top prospect in the state of Ohio in 2016 according to Perfect Game.
- ★ Made his first career start against Western Kentucky on March 14, 2017, catching all nine innings and going 3-for-3 with two RBIs.

BATTING NOTES CONTINUED (2018 STATS)

13 ★ Kiambu Fentress, OF		.000 AVG	0 HR	1 RBI	.000 OBP	.000 SLG
LAST 5 GAMES: DNP		NON-CON: 0-5 (.000), 1 RBI	HOME: 0-5 (.000), 1 RBI		CURRENT STREAK: --	
LAST 10 GAMES: DNP		SEC GAMES: 0-0 (.000), 1 R	ROAD: 0-0 (.000), 1 R		SEASON-HIGH STREAK: --	

- ★ Appeared in 10 games including six sprints in the outfield and three opportunities as a pinch hitter in 2018... Did not record a hit in five at-bats.
- ★ Legged out an infield single at Middle Tennessee on April 18, 2017, for his first career hit... Made his collegiate debut in LF against UT Martin April 4, 2017.
- ★ Did not participate in team activities in 2016... Hit .299 with five extra-base hits and 20 runs for Riverhead in the Hamptons Collegiate Baseball League.

99 ★ Jayson Gonzalez, INF		.225 AVG	5 HR	28 RBI	.355 OBP	.287 SLG
LAST 5 GAMES: 1-6 (.167)	NON-CON: 28-95 (.295), 5 HR	HOME: 18-64 (.281), 18 RBI		CURRENT STREAK: --		
LAST 10 GAMES: 3-14 (.214), 1 RBI	SEC GAMES: 3-43 (.070), 5 R	ROAD: 8-50 (.160), 8 R		SEASON-HIGH STREAK: 5 G (3/3-3/11)		

- ★ Made 44 appearances (39 starts) while batting .225 with 28 RBIs and 21 runs in 2018... Batted .300 with 16 RBIs and three homers over his first 19 games.
- ★ Was named SEC Freshman of the Week on March 12, 2018 after hitting .364 with five RBIs in three games on the West Coast.
- ★ Was the only Commodore to produce multiple four-hit games, coming on Feb. 24, 2018, against UMass-Lowell and Feb. 27, 2018, against Austin Peay.
- ★ Registered seven multi-RBI games highlighted by five RBIs and two home runs as part of a 4-for-5 performance against UMass-Lowell on Feb. 24, 2018.
- ★ Lettered four years at Bishop Amat High School under coach Joe Hoggatt... Helped the Lancers to the 2017 National Classic Championship as a senior.

17 ★ Walker Grisanti, OF		.139 AVG	1 HR	5 RBI	.448 OBP	.250 SLG
LAST 5 GAMES: DNP		NON-CON: 5-27 (.185), 11 R, 17 BB	HOME: 3-10 (.300), 6 R		CURRENT STREAK: --	
LAST 10 GAMES: DNP		SEC GAMES: 0-9 (.000), 1 R	ROAD: 1-13 (.077), 2 R		SEASON-HIGH STREAK: 4 G (2/21-3/2)	

- ★ Appeared in 21 games and made 10 starts for the Commodores in 2018... Nine of his 10 starts came in left field with the other at designated hitter.
- ★ His 18 walks in 2018 led the team among reserves... Drew a free pass in 14 of his 21 appearances including a season-high three at UCLA on March 9.
- ★ Posted an impressive .448 on-base percentage while reaching base in 17 of his 21 appearances in 2018.
- ★ Hit his first career home run in dramatic fashion in ninth inning with pinch hit solo homer to beat Texas A&M on May 25, 2016 at the SEC Tournament.

30 ★ Sterling Hayes, INF		.000 AVG	0 HR	0 RBI	.000 OBP	.000 SLG
LAST 5 GAMES: N/A		NON-CON: N/A	HOME: N/A	CURRENT STREAK: N/A		
LAST 10 GAMES: N/A		SEC GAMES: N/A	ROAD: N/A	SEASON-HIGH STREAK: N/A		

- ★ Lettered four years in baseball at Francis Parker High School under coach David Glassey... Also lettered in football two years in high school.
- ★ Recognized as California's No. 16 shortstop in the class of 2018 by Perfect Game... Named 2018 first-team All-San Diego County.
- ★ Batted a career .318 including an impressive .475 on-base percentage across 124 games... Recognized on the San Diego All-Academic Team all four years.
- ★ Helped team to the San Diego district finals two years in a row... Served as team captain as a junior and senior.

11 ★ Matt Hogan, OF		.000 AVG	0 HR	0 RBI	.000 OBP	.000 SLG
LAST 5 GAMES: N/A		NON-CON: N/A	HOME: N/A	CURRENT STREAK: N/A		
LAST 10 GAMES: N/A		SEC GAMES: N/A	ROAD: N/A	SEASON-HIGH STREAK: N/A		

- ★ Lettered five years in baseball at Half Hollow Hills East High School under coach Tim Belz... Also lettered twice in soccer and twice in winter track.
- ★ Ranked as New York's top outfielder and seventh overall player in the class of 2018 by Perfect Game.
- ★ Holds the Half Hollow Hills East school record for home runs, RBIs and hits... 51st recipient of the Carl Yastrzemski Award presented to Suffolk's top player.
- ★ Batted .401 with 23 runs while posting a 4-1 record and a save as a senior... Was a three-time all-conference honoree in baseball.

22 ★ Julian Infante, INF		.193 AVG	2 HR	18 RBI	.276 OBP	.273 SLG
LAST 5 GAMES: 4-17 (.235), 3 RBI	NON-CON: 14-89 (.157), 9 RBI	HOME: 15-84 (.179), 13 RBI		CURRENT STREAK: 2 G (2-5, 1 RBI)		
LAST 10 GAMES: 10-32 (.313), 3 RBI	SEC GAMES: 17-72 (.236), 9 RBI	ROAD: 11-52 (.212), 6 R		SEASON-HIGH STREAK: 5 G (3/11-3/18)		

- ★ Nation's No. 31-ranked senior according to Perfect Game.
- ★ Made 48 starts and 50 appearances – all coming at first base – while batting .193 with 18 RBIs and 16 runs in 2018.
- ★ Recorded 10 hits over the last 10 games of 2018, batting .312 with four runs and three RBIs during the stretch.
- ★ In 2017, led the Commodores with 66 RBIs while hitting .315 and slugging 11 homers... Participant in 2017 College Home Run Derby (Omaha, Neb.).
- ★ Drove in seven runs against Missouri on May 7, 2017, becoming first Vanderbilt player to do so since Dominic de la Osa (2006).
- ★ Matched Jeren Kendall for the team lead with 25 multi-hit games and was second with 17 multi-RBI games in 2017.
- ★ As a freshman (2016), he hit six home runs in 26 games during the second half of the year after missing the first two months with a broken wrist.

BATTING NOTES CONTINUED (2018 STATS)

12 ★ Dominic Keegan, UTL	.000 AVG	0 HR	0 RBI	.000 OBP	.000 SLG
--------------------------	----------	------	-------	----------	----------

LAST 5 GAMES: N/A
LAST 10 GAMES: N/A

NON-CON: N/A
SEC GAMES: N/A

HOME: N/A
ROAD: N/A

CURRENT STREAK: N/A
SEASON-HIGH STREAK: N/A

- ★ Lettered four years in baseball at Central Catholic High School (Massachusetts)... Also lettered in basketball three years in high school.
- ★ Ranked as the top catcher in Massachusetts and 14th nationally from the class of 2018 by Perfect Game... Named all-conference all four years.
- ★ Led the Raiders to four-straight MVC large titles... Batted .402 (112 for 278) with 75 runs, 69 RBIs and 39 extra-base hits for his high school career.
- ★ As a senior, Keegan batted an area-best .463 (38 for 82), with a .546 OBP, .768 slugging, a team-high 19 RBIs and an area-leading 30 runs.

6 ★ Tate Kolwyck, INF	.000 AVG	0 HR	0 RBI	.000 OBP	.000 SLG
-----------------------	----------	------	-------	----------	----------

LAST 5 GAMES: N/A
LAST 10 GAMES: N/A

NON-CON: N/A
SEC GAMES: N/A

HOME: N/A
ROAD: N/A

CURRENT STREAK: N/A
SEASON-HIGH STREAK: N/A

- ★ Lettered four years in baseball at Arlington High School (Tennessee)... Also lettered four years in football and one in basketball.
- ★ Ranked as Tennessee's No. 2 shortstop and 10th overall player in the class of 2018 by Perfect Game.
- ★ Named a 2018 Rawlings-Perfect Game Honorable Mention All-American (Southeast - All Region 2nd Team).
- ★ In his career at quarterback, passed for a school-record 10,213 yards, 119 touchdowns, rushed for 859 yards and 13 touchdowns.

38 ★ John Malcom, UTL	.000 AVG	0 HR	0 RBI	.000 OBP	.000 SLG
-----------------------	----------	------	-------	----------	----------

LAST 5 GAMES: N/A
LAST 10 GAMES: N/A

NON-CON: N/A
SEC GAMES: N/A

HOME: N/A
ROAD: N/A

CURRENT STREAK: N/A
SEASON-HIGH STREAK: N/A

- ★ Lettered four years in baseball at Detroit Country Day High School (Michigan)... Also lettered two years in basketball.
- ★ Ranked as Michigan's top overall player and the No. 2 first baseman nationally in the class of 2018 by Perfect Game.
- ★ Named a 2018 Rawlings-Perfect Game 1st Team All-American (Central - All Region 1st Team)... Was a three-year team captain (2016-18)

42 ★ Justyn-Henry Malloy, UTL	.000 AVG	0 HR	0 RBI	.000 OBP	.000 SLG
-------------------------------	----------	------	-------	----------	----------

LAST 5 GAMES: N/A
LAST 10 GAMES: N/A

NON-CON: N/A
SEC GAMES: N/A

HOME: N/A
ROAD: N/A

CURRENT STREAK: N/A
SEASON-HIGH STREAK: N/A

- ★ Lettered four years in baseball at St. Joseph Regional (New Jersey).
- ★ Ranked as New Jersey's top third baseman and fourth overall player in the class of 2018 by Perfect Game
- ★ Named a 2018 Rawlings-Perfect Game 3rd Team All-American (Northeast - All Region 1st Team).
- ★ Helped Team USA to a Pan American gold medal... Captain of his team as a junior and senior.

16 ★ Austin Martin, UTL	.338 AVG	1 HR	19 RBI	.452 OBP	.414 SLG
-------------------------	----------	------	--------	----------	----------

LAST 5 GAMES: 9-22 (.409), 2 RBI
LAST 10 GAMES: 17-40 (.425), 3 RBI

NON-CON: 39-105 (.371), 24 R
SEC GAMES: 36-117 (.308), 20 R

HOME: 40-117 (.342), 28 R
ROAD: 26-74 (.351), 10 R

CURRENT STREAK: 10 G (17-40, 12 R, 8 BB)
SEASON-HIGH STREAK: 13 G (4/1-4/21)

- ★ Nation's No. 47-ranked sophomore (Perfect Game)... SEC's No. 20-ranked prospect for the 2020 MLB Draft (D1Baseball)... First-Team Preseason All-SEC.
- ★ Named a 2018 Freshman All-American by Baseball America, Collegiate Baseball, NCBWA and Perfect Game... Led Vandy with 20 multi-hit games.
- ★ Posted a 13-game hitting streak (21-for-49; .429) from April 1-21, 2018, the longest for a Commodore freshman since Xavier Turner (15) in 2013.
- ★ Recorded a hit in 47 of his 58 games including finishing 2018 on a 10-game hitting streak.
- ★ Led the SEC with 22 stolen bases in 2018... His stolen-base mark was the most for a Vandy freshman since Xavier Turner had as many in 2013.
- ★ Started 58 at six positions in 2018 including center field (13x), first base (13x), left field (12x), third base (9x), designated hitter (9x) and shortstop (2x).
- ★ Was named to the 2018 NCAA Clemson Regional All-Tournament Team after batting .385 (5-for-13) with four runs and six total bases in three games.
- ★ In six NCAA Tournament games (2018), he hit a team-leading .385 (10-for-26) with five runs and three doubles... Batted leadoff in 52 games.

BATTING NOTES CONTINUED (2018 STATS)

10 ★ Ethan Paul, INF	.237 AVG	10 HR	44 RBI	.358 OBP	.430 SLG
LAST 5 GAMES: 6-19 (.316), 5 RBI	NON-CON: 34-123 (.276), 8 HR	HOME: 35-125 (.280), 7 HR	CURRENT STREAK: 2 G (2-8, 2 R, 3 RBI, 1 HR)		
LAST 10 GAMES: 7-38 (.184), 6 RBI	SEC GAMES: 20-105 (.190), 15 R	ROAD: 15-73 (.205), 11 R	SEASON-HIGH STREAK: 8 G (2/23-3/4)		

- ★ Nation's No. 14-ranked senior according to Perfect Game.
- ★ Concluded the 2018 season having started 110 consecutive games at second base (Feb. 22, 2017-present).
- ★ Selected in the 26th round (pick 775) of the 2018 MLB Draft by the Pittsburgh Pirates... Finished second on the team in RBIs (44) and stolen bases (18).
- ★ Led the team in hit by pitches (14) and was third on the squad in home runs (10) in 2018... Helped turn 32 double plays while committing just six errors.
- ★ Named to the 2018 NCAA Clemson Regional All-Tournament Team after batting .333 (3-for-9) with two RBIs and a home run.
- ★ Struck a game-tying two-run homer during the ninth inning of the 2018 NCAA Nashville Super Regional (Game 3) against Mississippi State.
- ★ Produced an eight-game hitting streak from Feb. 23-March 4, 2018, and registered a base knock in 18 of the first 24 games.

2 ★ Harrison Ray, INF	.242 AVG	1 HR	14 RBI	.307 OBP	.385 SLG
LAST 5 GAMES: 6-16 (.375), 1 RBI	NON-CON: 11-34 (.324), 9 R, 4 RBI	HOME: 16-58 (.276), 10 RBI	CURRENT STREAK: 4 G (6-16, 6 R, 1 HR, 1 RBI)		
LAST 10 GAMES: 6-22 (.273), 1 RBI	SEC GAMES: 11-57 (.193), 10 RBI	ROAD: 6-31 (.194), 4 RBI	SEASON-HIGH STREAK: 5 G (4/19-4/29)		

- ★ Made 22 starts in 2018, coming at four different positions including third base (13x), center field (5x), left field (2x) and right field (2x).
- ★ Batted .375 (6-for-16) with six runs in four appearances and three starts during the 2018 NCAA Tournament.
- ★ Paced the Dores with three triples including a one-out three bagger in the eighth inning during Game 2 of the 2018 NCAA Nashville Super Regional.
- ★ Pushed the Dores ahead 8-7 with a two-run double in the seventh inning against South Carolina as part of a four-RBI game on April 29, 2018.
- ★ Recorded a pair of two-hit games at the 2018 Nashville Super Regional and logged at least one hit in all three games.

19 ★ Stephen Scott, UTL	.268 AVG	15 HR	41 RBI	.420 OBP	.601 SLG
LAST 5 GAMES: 8-21 (.381), 5 RBI	NON-CON: 28-86 (.326), 7 HR	HOME: 33-98 (.337), 9 HR	CURRENT STREAK: 6 G (9-24, 8 R, 3 HR, 5 RBI)		
LAST 10 GAMES: 13-41 (.317), 9 RBI	SEC GAMES: 17-82 (.207), 8 HR	ROAD: 9-51 (.176), 13 R	SEASON-HIGH STREAK: 7 G (2/16-2/27)		

- ★ 2019 Collegiate Baseball Preseason All-American... Nation's No. 22-ranked senior (Perfect Game).
- ★ Selected in the 31st round of the 2018 MLB Draft by the Miami Marlins... Started 47 games and appeared in 53 matchups in 2018.
- ★ Led Vandy and ranked seventh in the SEC with 15 home runs in 2018... Belted nine homers in his final 14 games including two vs. Tennessee and Clemson.
- ★ Recorded at least one hit in 16 of his final 19 games in 2018, batting .364 (24-for-66) with 21 runs, 20 RBIs, 13 walks and 10 homers during the stretch.
- ★ Named a2018 Collegiate Baseball National Player of the Week in consecutive weeks on May 14 and May 21.
- ★ Led Vandy with a .601 slugging percentage and was second in total bases (101) and walks (34) in 2018.
- ★ Caught 12 runners stealing in 35 games behind the plate in 2018... Reached base in 16 of his final 17 games and in 26 of his final 29 outings.

8 ★ Isaiah Thomas, OF	.000 AVG	0 HR	0 RBI	.000 OBP	.000 SLG
LAST 5 GAMES: N/A	NON-CON: N/A	HOME: N/A	CURRENT STREAK: N/A		
LAST 10 GAMES: N/A	SEC GAMES: N/A	ROAD: N/A	SEASON-HIGH STREAK: N/A		

- ★ Lettered four years in baseball at The Benjamin School (Florida)... Also lettered three years in bowling.
- ★ Ranked as the No. 26 overall outfielder nationally in the class of 2018 by Perfect Game... 2018 Rawlings-Perfect Game 3rd Team All-American.
- ★ Batted .490 with 34 RBIs, eight home runs and 16 stolen bases as a senior.
- ★ His second cousin (dad's side) is five-time NBA Champion and former San Antonio Spurs legend, Tim Duncan.

PITCHING NOTES (2018 STATS)

43 ★ Austin Becker, RHP

0-0

0 SV

0.00 ERA

OPP. AVG.: N/A
WHIP: N/A

NON-CON: N/A
SEC GAMES: N/A

HOME: N/A
ROAD: N/A

W/ RUNNERS: N/A
VS. LEADOFF: N/A

- ★ Nation's No. 38-ranked freshman (Perfect Game)... SEC's No. 29-ranked prospect for the 2021 MLB Draft (D1Baseball).
- ★ Lettered four years in baseball and two years in basketball at Big Walnut High School (Ohio).
- ★ Ranked as the nation's No. 7 unsigned player according to Baseball America... Named a 2018 Rawlings-Perfect Game 1st Team All-American.
- ★ Ranked as Ohio's top overall player in the class of 2018 by Perfect Game as well as the No. 11 right-handed pitcher nationally by the publication.
- ★ Helped Big Walnut High School to three district titles, one regional championship and a state final four appearance.
- ★ Father Kevin Becker played professional baseball in the Boston Red Sox and Cleveland Indians organization.
- ★ Drafted by the Texas Rangers in the 37th round of the 2018 MLB Draft.

21 ★ Tyler Brown, RHP

1-5

3 SV

6.03 ERA

OPP. AVG.: .286 (37.1)
WHIP: 1.53

NON-CON: 1-4, 25.1 IP, 5.33 ERA
SEC GAMES: 0-1, 12.0 IP, 7.50 ERA

HOME: 1-2, 16.1 IP, 7.71 ERA
ROAD: 0-1, 14.1 IP, 5.02 ERA

W/ RUNNERS: .343 (24-70)
VS. LEADOFF: .297 (11-37)

- ★ Finished tied for third among Vanderbilt pitchers with 20 appearances in 2018... Posted a 1-5 record and 6.03 ERA in 37.1 innings.
- ★ Struck out at least one batter in 16 outings in 2018 including a season-high six on Feb. 25 against UMass-Lowell and March 18 at Mississippi State.
- ★ Did not permit a walk in 11 appearances and walked one or fewer in 19 of 20 outings... Did not allow a home run over his last 13 outings (22.2 innings).
- ★ Threw 50-plus pitches five times including a season-high 75 against Texas A&M on May 22 at the 2018 SEC Tournament.
- ★ Drafted by the Cincinnati Reds in the 26th round of the 2017 MLB Draft after lettering four years at Olentangy Orange High School (Ohio).

39 ★ Jake Eder, LHP

1-4

0 SV

5.45 ERA

OPP. AVG.: .210 (33.0 IP)
WHIP: 1.45

NON-CON: 1-4, 32.0 IP, 5.06 ERA
SEC GAMES: N/A

HOME: 1-2, 13.1 IP, 6.75 ERA
ROAD: 0-0, 11.0 IP, 4.09 ERA

W/ RUNNERS: .240 (12-50)
VS. LEADOFF: .389 (14-36)

- ★ Nation's No. 38-ranked sophomore (Perfect Game)... SEC's No. 21-ranked prospect for the 2020 MLB Draft (D1Baseball).
- ★ Made nine starts and 11 overall appearances, going 1-4 with a 5.45 ERA as a freshman in 2018.
- ★ Picked up his first collegiate win during his debut on Feb. 21, 2018, limiting Presbyterian to one hit in four scoreless innings while striking out four.
- ★ Tossed five hitless frames while striking out a season-high seven batters at Long Beach State on March 7, 2018.
- ★ Held opponents to three runs or fewer in seven of his nine starts in 2018... Struck out 37 batters across 33 innings.
- ★ Drafted by the New York Mets in the 34th round of the 2017 MLB Draft after lettering three years at Delray Beach Atlantic High School (Florida).

66 ★ Drake Fellows, RHP

7-4

0 SV

3.92 ERA

OPP. AVG.: .217 (96.1 IP)
WHIP: 1.21

NON-CON: 3-0, 33.2 IP, 3.21 ERA
SEC GAMES: 4-4, 62.2 IP, 4.31 ERA

HOME: 3-1, 44.0 IP, 4.70 ERA
ROAD: 3-3, 39.1 IP, 3.89 ERA

W/ RUNNERS: .270 (37-137)
VS. LEADOFF: .356 (36-101)

- ★ 2019 Collegiate Baseball Preseason All-American... 2019 Perfect Game Preseason All-American.
- ★ Nation's No. 39-ranked junior (Perfect Game)... SEC's No. 27-ranked prospect for the 2019 MLB Draft (D1Baseball).
- ★ Named D1Baseball.com's No. 94 ranked collegiate prospect for the 2019 MLB Draft.
- ★ Is making his second consecutive start on Opening Day and third consecutive start on Opening Weekend.
- ★ Friday night starter who posted a 7-4 record and 3.92 ERA in 2018... Led the Commodores with 107 strikeouts (46th nationally) in 96.1 innings.
- ★ Named to 2018 Clemson Regional All-Tournament Team after limiting St. John's to three hits while striking out eight across seven scoreless innings.
- ★ Struck out six-or-more batters in 11 of 16 starts in 2018... Allowed just 12 extra-base hits in his last 76.2 innings.
- ★ Became the first sophomore since 2012 to start on Opening Day, doing so in 2018... Tossed five-plus innings in 14 of his 16 starts.
- ★ In 2017, became just the second freshman pitcher in the Corbin era to earn a spot in starting rotation for Opening Weekend.

32 ★ Hugh Fisher, LHP

2-0

0 SV

1.93 ERA

OPP. AVG.: .194 (9.1 IP)
WHIP: 1.50

NON-CON: 1-0, 5.2 IP, 0.00 ERA
SEC GAMES: 1-0, 3.2 IP, 4.91 ERA

HOME: 2-0, 6.2 IP, 2.70 ERA
ROAD: 0-0, 2.0 IP, 0.00 ERA

W/ RUNNERS: .278 (5-18)
VS. LEADOFF: .500 (4-8)

- ★ Nation's No. 17-ranked sophomore (Perfect Game)... SEC's No. 27-ranked prospect for the 2020 MLB Draft (D1Baseball).
- ★ Made eight relief appearances, posting a 1.94 ERA in 2018... Limited opponents to a .194 batting average in 9.1 innings while striking out eight.
- ★ Did not allow an earned run in his first seven outings... Picked up a win in each of his last two appearances.
- ★ Named a Rawlings-Perfect Game Second-Team All-American as a senior at Briarcrest Christian High School (Eads, Tenn.)

PITCHING NOTES CONTINUED (2018 STATS)

49 ★ AJ Franklin, LHP	0-0	0 SV	0.00 ERA
------------------------------	------------	-------------	-----------------

OPP. AVG.: .000 (2.2 IP)	NON-CON: 0-0, 2.2 IP, 0.00 ERA	HOME: 0-0, 2.2 IP, 0.00 ERA	W/ RUNNERS: .000 (0-2)
WHIP: 0.38	SEC GAMES: N/A	ROAD: 0-0, 0.0 IP, 0.00 ERA	VS. LEADOFF: .000 (0-2)

- ★ Made three appearances during his first campaign on the mound in 2018, holding opponents hitless in 2.2 innings.
- ★ Missed the 2017 season with a knee injury after redshirting in 2016.
- ★ Lettered in three sports at Wilson Central High School (Lebanon, Tenn.) earning four in baseball, three in basketball and one in football.

35 ★ Jackson Gillis, LHP	4-1	1 SV	4.81 ERA
---------------------------------	------------	-------------	-----------------

OPP. AVG.: .256 (33.2 IP)	NON-CON: 2-0, 20.2 IP, 3.48 ERA	HOME: 4-0, 18.1 IP, 0.98 ERA	W/ RUNNERS: .239 (17-71)
WHIP: 1.69	SEC GAMES: 2-1, 13.0 IP, 6.92 ERA	ROAD: 0-1, 7.2 IP, 11.74 ERA	VS. LEADOFF: .545 (18-33)

- ★ Posted a 4-1 record and 4.81 ERA across 20 appearances including one start in 2018... Struck out 39 batters while tossing 28.2 innings and walking nine.
- ★ First Commodore in the Tim Corbin era (2003-present) to record a win and save on the same day, coming in DH action vs. Ole Miss (April 15, 2018).
- ★ Tossed multiple innings in eight of 20 outings including three scoreless frames against Mississippi State (June 9) at the 2018 Nashville Super Regional.
- ★ Struck out multiple batters 13 times including over his first eight appearances of 2018... Did not permit a walk in 10 of his final 13 appearances.

55 ★ Joe Gobillot, LHP	0-0	0 SV	0.00 ERA
-------------------------------	------------	-------------	-----------------

OPP. AVG.: N/A	NON-CON: N/A	HOME: N/A	W/ RUNNERS: N/A
WHIP: N/A	SEC GAMES: N/A	ROAD: N/A	VS. LEADOFF: N/A

- ★ Did not compete during his inaugural season (2018) while recovering from injury.
- ★ Lettered four years in baseball at St. John's School (Texas)... Named Rawlings-Perfect Game Honorable Mention All-American as a senior.
- ★ High school team captain as a junior and senior... Rawlings-Perfect Game Underclass First-Team honoree as a junior.

44 ★ Mason Hickman, RHP	8-2	0 SV	5.21 ERA
--------------------------------	------------	-------------	-----------------

OPP. AVG.: .254 (74.1 IP)	NON-CON: 4-0, 23.0 IP, 3.91 ERA	HOME: 4-0, 43.1 IP, 4.15 ERA	W/ RUNNERS: .278 (30-108)
WHIP: 1.40	SEC GAMES: 4-2, 51.1 IP, 5.79 ERA	ROAD: 3-2, 27.0 IP, 7.00 ERA	VS. LEADOFF: .316 (25-79)

- ★ Sunday starter who was named a Freshman All-American by Collegiate Baseball in 2018... tied for third nationally among freshmen with eight victories.
- ★ Was one of three SEC freshmen to post a shutout in 2018, doing so with a seven-inning complete game victory against LSU on March 25.
- ★ Held opponents to four extra-base hits in his first six appearances (26.0 innings) of 2018... Struck out five-or-more batters in seven of his 16 appearances.
- ★ Was named SEC Pitcher of the Week after retiring 16 of the final 18 batters he faced as part of a 1-0 win against LSU on March 25, 2018.
- ★ During senior season at Pope John Paul II High School (Hendersonville, Tenn.) was named All-State, All-Region, and Tennessee Mr. Baseball Finalist.

45 ★ Chance Huff, RHP	0-0	0 SV	0.00 ERA
------------------------------	------------	-------------	-----------------

OPP. AVG.: N/A	NON-CON: N/A	HOME: N/A	W/ RUNNERS: N/A
WHIP: N/A	SEC GAMES: N/A	ROAD: N/A	VS. LEADOFF: N/A

- ★ Nation's No. 37-ranked freshman according to Perfect Game.
- ★ Lettered four years in baseball at Niceville High School (Florida)... Named 2018 Rawlings-Perfect Game Honorable Mention All-American.
- ★ Ranked as Florida's No. 18 right-handed pitcher and No. 46 overall player in the class of 2018 by Perfect Game.
- ★ Tossed a no-hitter while striking out 12 batters against South Walton as a senior... Team-high 74 strikeouts in 48 innings with a 1.90 ERA as a junior.
- ★ Named among Top 45 pitchers headed to college per Baseball America... Served as team captain his senior year.

33 ★ Erik Kaiser, RHP	0-0	0 SV	0.00 ERA
------------------------------	------------	-------------	-----------------

OPP. AVG.: .143 (2.0 IP)	NON-CON: 0-0, 2.0 IP, 0.00 ERA	HOME: 0-0, 1.0 IP, 0.00 ERA	W/ RUNNERS: .000 (0-2)
WHIP: 0.50	SEC GAMES: N/A	ROAD: 0-0, 1.0 IP, 0.00 ERA	VS. LEADOFF: .000 (0-2)

- ★ Made two scoreless appearances during his freshman campaign in 2018... Struck out one and did not allow a base runner at Long Beach St. (March 7).
- ★ Lettered three years in baseball and played varsity basketball at Waterloo High School (Illinois).
- ★ Named Rawlings-Perfect Game Honorable Mention and All-USA Today Second-Team All-State as a senior.

PITCHING NOTES CONTINUED (2018 STATS)

34 ★ Zach King, LHP		1-4	3 SV	3.46 ERA
---------------------	--	-----	------	----------

OPP. AVG.: .237 (52.0 IP)	NON-CON: 0-2, 28.0 IP, 3.86 ERA	HOME: 1-2, 33.2 IP, 2.41 ERA	W/ RUNNERS: .200 (19-95)
WHIP: 1.38	SEC GAMES: 1-2, 24.0 IP, 3.00 ERA	ROAD: 0-2, 14.2 IP, 6.14 ERA	VS. LEADOFF: .404 (21-52)

- ★ SEC's No. 19-ranked prospect for the 2019 MLB Draft.
- ★ Posted a 1-4 record alongside a 3.46 ERA in 21 appearances and three starts in 2018... His 21 appearances were tired with Reid Schaller for the team lead.
- ★ Limited opponents to a .237 average while leading all Vandy relievers with 51 strikeouts and 52.0 innings pitched in 2018.
- ★ Held opponents to nine extra-base hits including just one home run while adding three saves in 2018... Struck out three or more batters 12 times.
- ★ Did not allow an earned run in four of his final six appearances in 2018, posting a 2.28 ERA over 19.2 innings.
- ★ Did not permit an earned run in 10 appearances of 2018, all coming in his final 17 outings... Held foes to one walk or fewer in 16 of his 21 appearances.

29 ★ Patrick Raby, RHP		5-5	0 SV	3.00 ERA
------------------------	--	-----	------	----------

OPP. AVG.: .271 (68.0 IP)	NON-CON: 2-2, 19.1 IP, 2.79 ERA	HOME: 1-2, 32.0 IP, 3.66 ERA	W/ RUNNERS: .230 (29-126)
WHIP: 1.57	SEC GAMES: 3-3, 48.2 IP, 3.88 ERA	ROAD: 3-2, 27.1 IP, 3.95 ERA	VS. LEADOFF: .377 (26-69)

- ★ Nation's No. 14-ranked senior according to Perfect Game.
- ★ Concluded his 2018 junior season ranking ninth in Vanderbilt history for career ERA (2.95) and 11th in career wins (22).
- ★ Recorded his 200th career strikeout in his hometown of Knoxville on May 12, 2018, at Tennessee while limiting the Volunteers to two runs.
- ★ Struck out four-or-more batters on eight occasions in 2018... Held opponents to a .230 batting average (29-for-126) with runners on base.
- ★ Fanned a season-high eight batters without allowing an earned run in five innings of three-hit ball against TCU on March 11, 2018.
- ★ Former Collegiate Baseball Freshman All-American (2016)... Three-time All-American at Knoxville Farragut High School.

50 ★ Kumar Rocker, RHP		0-0	0 SV	0.00 ERA
------------------------	--	-----	------	----------

OPP. AVG.: N/A	NON-CON: N/A	HOME: N/A	W/ RUNNERS: N/A
WHIP: N/A	SEC GAMES: N/A	ROAD: N/A	VS. LEADOFF: N/A

- ★ Nation's top-ranked freshman (Perfect Game)... SEC's No. 3-ranked prospect for the 2021 MLB Draft (D1Baseball).
- ★ Second-highest rated high school right-handed pitcher in the 2018 MLB Draft by MLB.com.
- ★ Struck out eight consecutive Oklahoma State batters on Oct. 20 (fall exhibition) as part of three hitless innings.
- ★ Tabbed the nation's third-ranked right-handed pitcher and eight-best overall player in the 2018 class by Perfect Game.
- ★ Honored as the 2017-18 Gatorade Georgia Baseball Player of the Year... Tabbed an Under Armour All-American.
- ★ Lettered four years in baseball and two years in football at North Oconee High School (Athens, Ga.).
- ★ Father, Tracy, played college football at Auburn and was the first SEC player to win both the Lombardi Award and the Outland Trophy.

27 ★ Ethan Smith, RHP		0-0	0 SV	0.00 ERA
-----------------------	--	-----	------	----------

OPP. AVG.: N/A	NON-CON: N/A	HOME: N/A	W/ RUNNERS: N/A
WHIP: N/A	SEC GAMES: N/A	ROAD: N/A	VS. LEADOFF: N/A

- ★ Recognized as Tennessee's top right-handed pitcher and the state's third-best overall player in the class of 2018 by Perfect Game.
- ★ Threw the first perfect game in the history of the Perfect Game Tournament in Jupiter, Fla.... 2018 Rawlings-Perfect Game First-Team All-American.
- ★ Led Mt. Juliet (Tenn.) High School to the 2016 and 2018 District 9-AAA title... Captain of the team as a junior and a senior.
- ★ Brother, Brandon, played baseball at Tennessee Tech; brother Austin, played at Columbia State CC and other brother, Jonathan played at Tufts University.

2019 REGULAR SEASON DAY-BY-DAY

GM#	DATE	D/N	OPPONENT	SCORE	REC.	SEC REC.	GA/GB	PITCHER OF RECORD	ATTEND.	TIME
1	2/15	N	Virginia#							
2	2/16	D	Cal State Fullerton#							
3	2/17	D	TCU#							
4	2/20	N	EVANSVILLE							
5	2/22	N	PEPPERDINE							
6	2/23	D	PEPPERDINE							
7	2/24	D	PEPPERDINE							
8	2/26	N	SE MISSOURI ST.							
9	2/27	N	AUSTIN PEAY							
10	3/1	N	DAYTON							
11	3/2	D	DAYTON							
12	3/3	D	DAYTON							
13	3/5	N	DAVIDSON							
14	3/6	N	ETSU							
15	3/8	N	ILLINOIS ST.							
16	3/9	D	ILLINOIS ST.							
17	3/10	D	ILLINOIS ST.							
18	3/12	N	SAMFORD							
19	3/15	N	at Texas A&M*							
20	3/16	D	at Texas A&M*							
21	3/17	D	at Texas A&M*							
22	3/19	N	vs. Belmont^							
23	3/21	N	FLORIDA*							
24	3/22	N	FLORIDA*							
25	3/23	D	FLORIDA*							
26	3/26	N	vs. Lipscomb^							
27	3/29	N	TENNESSEE*							
28	3/30	N	TENNESSEE*							
29	3/31	D	TENNESSEE*							
30	4/2	N	WESTERN KY.							
31	4/5	N	at Georgia*							
32	4/6	D	at Georgia*							
33	4/7	D	at Georgia*							
34	4/9	N	at MTSU							
35	4/12	N	ARKANSAS*							
36	4/13	N	ARKANSAS*							
37	4/14	D	ARKANSAS*							
38	4/16	N	INDIANA ST.							
39	4/19	N	at Alabama*							
40	4/20	N	at Alabama*							
41	4/21	D	at Alabama*							
42	4/25	N	AUBURN*							
43	4/26	N	AUBURN*							
44	4/27	D	AUBURN*							
45	4/30	N	TENNESSEE TECH							
46	5/3	N	at South Carolina*							
47	5/4	N	at South Carolina*							
48	5/5	D	at South Carolina*							
49	5/7	N	at Louisville							
50	5/10	N	MISSOURI*							
51	5/11	D	MISSOURI*							
52	5/12	D	MISSOURI*							
53	5/14	N	MTSU							
54	5/16	N	at Kentucky*							
55	5/17	N	at Kentucky*							
56	5/18	D	at Kentucky*							

#Salt River Fields (Talking Stick, Ariz.)

^ First Tennessee Park (Nashville, Tenn.)

BOLD = Home Game (Hawkins Field)

* SEC Game

SEASON HIGHS AND LOWS

TEAM BATTING

Most runs, game _____
Most runs, inning _____
Most hits, game _____
Most hits, inning _____
Consecutive hits, inning _____
Fewest hits, game _____
Most doubles, game _____
Most triples, game _____
Most home runs, game _____
Most home runs, inning _____
Most extra-base hits _____
Most stolen bases, game _____
Most walks, game _____
Most strikeouts, game _____
Most hit by pitch, game _____
Most left on base _____

INDIVIDUAL BATTING

Most hits _____
Most runs _____
Most doubles _____
Most triples _____
Most home runs _____
Most extra-base hits _____
Most total bases _____
Most RBIs _____
Most stolen bases _____
Most walks _____
Most strikeouts _____
Longest hitting streak _____

TEAM PITCHING

Most walks _____
Fewest walks _____
Most runs allowed, game _____
Most runs allowed, inning _____
Most hits allowed, game _____
Most hits allowed, inning _____
Fewest hits allowed, game _____
Most home runs allowed, game _____
Most consecutive scoreless inn. _____

INDIVIDUAL PITCHING

Most innings pitched, starter _____
Fewest innings pitched, starter _____
Most innings pitched, reliever _____
Most strikeouts, starter _____
Most strikeouts, reliever _____
Most walks allowed _____
Longest winning streak _____
Longest losing streak _____
Most consec. scoreless inn., starter _____
Most consec. scoreless inn., reliever _____
Most runs allowed _____
Most earned runs allowed _____
Most hits allowed _____
Fewest hits allowed, CG _____
Most home runs allowed _____
Most pitches thrown _____

MISCELLANEOUS TEAM

Longest winning streak _____
Longest losing streak _____
Most games over .500 _____
Most games under .500 _____
Longest game, innings _____
Longest game, time _____
Shortest game, time _____
Largest crowd, Hawkins Field _____
Smallest crowd, Hawkins Field _____
Largest crowd, road _____
Smallest crowd, road _____
Largest winning margin _____
Largest losing margin _____
Largest deficit overcome to win _____
Largest lead relinquished to lose _____
Most double plays turned _____
Most double plays turned by opponent _____
Most errors _____
Most errors by an opponent _____
Most stolen bases by an opponent _____

BREAKDOWNS

RUNS BY INNING	1	2	3	4	5	6	7	8	9	10+	TOTAL
VANDERBILT	0	0	0	0	0	0	0	0	0	0	0
OPPONENTS	0	0	0	0	0	0	0	0	0	0	0

PITCHING BREAKDOWN	W-L-S	ERA	IP	H	R	ER	BB	SO	HR
STARTERS	0-0	0.00	0.0	0	0	0	0	0	0
RELIEVERS	0-0-0	0.00	0.0	0	0	0	0	0	0

CATCHING BREAKDOWN	CS	SBA	CS%	PB	PICKOFFS
PHILIP CLARKE	0	0	0.0	0	0
STEPHEN SCOTT	0	0	0.0	0	0
TY DUVALL	0	0	0.0	0	0

STARTS BY BATTING ORDER (TOTAL, W-L)

1st:
2nd:
3rd:
4th:
5th:
6th:
7th:
8th:
9th:

STARTS BY POSITION (TOTAL, W-L)

1st:
2nd:
3rd:
4th:
5th:
6th:
7th:
8th:
9th:

HOME RUN NOTES

HOMERS AT HOME: 0	SOLO HOMERS: 0	3-RUN HOMERS: 0
HOMERS ON THE ROAD: 0	2-RUN HOMERS: 0	GRAND SLAMS: 0

2-HOME RUN GAMES BY VANDERBILT (0 IN 2019)

Last: Stephen Scott (2), Philip Clarke (2), Connor Kaiser (3),
6/3/18 at Clemson

3-HOME RUN GAMES BY VANDERBILT (0 IN 2019)

Last: Connor Kaiser, 6/3/18 at Clemson

PINCH-HIT HOME RUNS BY VANDERBILT (0 IN 2019)

Last: Stephen Scott, 5/1/18 vs. Louisville

GRAND SLAMS BY VANDERBILT (0 IN 2019)

Last: Connor Kaiser, 6/3/18 at Clemson

FIRST-INNING LEADOFF HOME RUNS BY VANDERBILT (0 IN 2019)

Last: Austin Martin, 2/18/18 vs. Duke

WALK-OFF HOME RUNS (0 IN 2019)

Last: JJ Bleday, 6/9/18 vs. Mississippi State, 11th inning

INSIDE-THE-PARK HOME RUNS BY VANDERBILT (0 IN 2019)

Last: Will Toffey, 3/22/17 vs. Belmont

BACK-TO-BACK HOME RUNS BY VANDERBILT (0 IN 2019)

Last: Julian Infante, Harrison Ray, 6/3/18 vs. Clemson, 8th inning

BACK-TO-BACK-TO-BACK HOME RUNS BY VANDERBILT (0 IN 2019)

Last:



The Automated ScoreBook
Overall Statistics for Vanderbilt (as of Jun 13, 2018)
(All games Sorted by Batting avg)



Record: 35-27 Home: 23-11 Away: 8-11 Neutral: 4-5 SEC: 16-14

Player	avg	gp-gs	ab	r	h	2b	3b	hr	rbi	tb	slg%	bb	hp	so	gdp	ob%	sf	sh	sb-att	po	a	e	fld%
JJ Bleday	.368	39-35	133	26	49	5	1	4	15	68	.511	31	2	23	4	.494	0	0	2-3	72	1	0	1.000
Austin Martin	.338	59-58	222	44	75	14	0	1	19	92	.414	35	12	46	1	.452	1	3	22-30	157	11	2	.988
Philip Clarke	.294	58-49	218	28	64	16	0	6	36	98	.450	27	5	40	4	.382	1	1	4-6	111	15	0	1.000
Connor Kaiser	.293	59-59	222	46	65	14	1	6	46	99	.446	31	4	52	1	.389	0	6	12-14	94	147	3	.988
Pat DeMarco	.277	62-62	242	48	67	12	2	11	43	116	.479	23	6	53	1	.353	1	0	10-13	108	5	1	.991
Stephen Scott	.268	53-47	168	42	45	11	0	15	41	101	.601	34	10	50	1	.420	0	1	6-8	302	37	4	.988
Ethan Paul	.237	62-62	228	43	54	12	1	10	44	98	.430	30	14	64	2	.358	2	1	18-19	96	146	6	.976
Julian Infante	.193	50-48	161	16	31	5	1	2	18	44	.273	16	4	72	2	.276	4	2	1-1	367	20	3	.992

Ty Duvall	.270	31-15	63	13	17	3	1	3	10	31	.492	15	0	19	2	.405	1	0	1-1	152	11	1	.994
Harrison Ray	.242	42-22	91	13	22	4	3	1	14	35	.385	6	3	26	2	.307	1	0	5-6	28	33	6	.910
Alonzo Jones	.236	37-33	110	23	26	4	3	2	9	42	.382	14	1	32	1	.328	0	3	16-16	74	2	0	1.000
Garrett Blaylock	.231	18-3	26	4	6	2	0	0	6	8	.308	1	0	10	0	.259	0	0	0-0	10	10	2	.909
Jayson Gonzalez	.225	44-39	138	21	31	3	0	5	28	49	.355	11	1	56	4	.287	0	0	1-1	13	51	9	.877
Cooper Davis	.182	9-3	11	3	2	0	0	0	4	2	.182	2	0	1	0	.286	1	0	1-1	3	0	0	1.000
Walker Grisanti	.139	21-10	36	12	5	1	0	1	5	9	.250	18	3	16	0	.448	1	1	2-3	12	0	0	1.000
Kiambu Fentress	.000	10-0	5	2	0	0	0	0	1	0	.000	0	0	2	0	.000	0	0	0-0	2	0	0	1.000
Tyler Solomon	.000	6-0	4	2	0	0	0	0	0	0	.000	2	0	3	0	.333	0	0	0-0	2	0	0	1.000
Mason Hickman	.000	1-1	0	0	0	0	0	0	0	0	.000	0	0	0	0	.000	0	0	0-0	3	4	0	1.000
Patrick Raby	.000	2-2	0	0	0	0	0	0	0	0	.000	0	0	0	0	.000	0	0	0-0	3	9	0	1.000
Tyler Brown	.000	1-1	0	0	0	0	0	0	0	0	.000	0	0	0	0	.000	0	0	0-0	0	3	0	1.000
Drake Fellows	.000	5-5	0	0	0	0	0	0	0	0	.000	0	0	0	0	.000	0	0	0-0	4	13	1	.944
Zach King	.000	2-2	0	0	0	0	0	0	0	0	.000	0	0	0	0	.000	0	0	0-0	3	7	1	.909
Chandler Day	.000	2-2	0	0	0	0	0	0	0	0	.000	0	0	0	0	.000	0	0	0-0	1	4	1	.833
Totals	.269	62	2078	386	559	106	13	67	339	892	.429	296	65	565	25	.375	13	18	101-122	1622	548	41	.981
Opponents	.243	62	1998	280	486	84	8	45	254	721	.361	239	53	567	34	.336	26	31	50-71	1587	494	60	.972

LOB - Team (497), Opp (447). DPs turned - Team (43), Opp (33). CI - Team (2), Duvall 1, Scott 1. IBB - Team (7), Bleday 3, Martin 1, DeMarco 1, Clarke 1, Scott 1, Opp (3). Picked off - Martin 2, Infante 1, Clarke 1, Gonzalez 1, Paul 1.

(All games Sorted by Earned run avg)

Player	era	w-l	app	gs	cg	sho	sv	ip	h	r	er	bb	so	2b	3b	hr	b/avg	wp	hp	bks	sfa	sha
Patrick Raby	3.57	5-5	16	12	0	0/1	0	68.0	69	29	27	33	57	11	2	6	.271	6	5	0	2	4
Drake Fellows	3.92	7-4	16	16	0	0/3	0	96.1	75	47	42	35	107	8	1	7	.217	12	7	1	4	6
Mason Hickman	5.21	8-2	16	13	1	1/0	0	74.1	71	45	43	30	66	14	1	10	.254	4	3	2	5	2

AJ Franklin	0.00	0-0	3	0	0	0/1	0	2.2	0	0	0	1	2	0	0	0	.000	0	0	0	0	0
Erik Kaiser	0.00	0-0	2	0	0	0/0	0	2.0	1	0	0	0	3	1	0	0	.143	0	0	0	0	0
Hugh Fisher	1.93	2-0	8	0	0	0/0	0	9.1	6	5	2	6	8	0	0	0	.194	2	2	0	0	0
Maddux Conger	2.21	2-0	11	1	0	0/0	1	20.1	18	9	5	14	22	4	0	1	.237	8	1	0	0	1
Justin Wilson	2.84	0-0	7	0	0	0/0	0	6.1	2	2	2	4	9	0	0	0	.111	1	2	0	1	1
Paxton Stover	3.38	0-0	9	0	0	0/0	0	10.2	10	4	4	4	13	1	0	0	.263	1	1	0	0	2
Chandler Day	3.46	2-1	20	3	0	0/1	4	41.2	28	17	16	18	47	6	1	2	.193	7	6	0	2	3
Zach King	3.46	1-4	21	3	0	0/1	3	52.0	45	22	20	21	51	8	0	1	.237	2	6	0	1	3
Reid Schaller	3.77	1-1	21	2	0	0/1	1	28.2	33	14	12	9	39	7	1	2	.287	2	3	0	2	2
Jackson Gillis	4.81	4-1	20	1	0	0/0	1	33.2	33	19	18	17	44	7	1	5	.256	6	7	2	3	3
Jake Eder	5.45	1-4	11	9	0	0/0	0	33.0	25	22	20	22	37	5	0	4	.210	4	1	0	2	3
Aaron Brown	5.93	1-0	11	0	0	0/0	0	13.2	16	10	9	7	13	2	1	3	.281	0	2	0	0	0
Tyler Brown	6.03	1-5	20	2	0	0/0	3	37.1	42	26	25	11	41	8	0	3	.286	2	4	0	2	1
Justin Willis	7.59	0-0	10	0	0	0/0	0	10.2	12	9	9	7	8	2	0	1	.293	3	3	1	2	0
Totals	4.23	35-27	62	62	1	4/3	13	540.2	486	280	254	239	567	84	8	45	.243	60	53	6	26	31
Opponents	5.95	27-35	62	62	2	2/2	12	529.0	559	386	350	296	565	106	13	67	.269	69	65	13	13	18

PB - Team (9), Scott 5, Duvall 2, Clarke 2, Opp (16). Pickoffs - Team (7), King 2, Scott 1, Raby 1, Clarke 1, Stover 1, Fellows 1, Opp (6). SBA/ATT - Scott (22-34), Duvall (13-19), Clarke (15-17), King (11-11), Hickman (6-10), Raby (4-8), Eder (7-8), Fellows (2-7), T. Brown (5-5), Schaller (4-5), Fisher (1-4), Day (2-3), Gillis (1-3), Conger (2-2), Stover (2-2), Wilson (1-1), A. Brown (1-1), Willis (1-1).



The Automated ScoreBook
Overall Statistics for Vanderbilt (as of Jun 13, 2018)
(Non-SEC games only Sorted by Batting avg)



Record: 19-13 Home: 13-6 Away: 2-2 Neutral: 4-5 SEC: 0-0

Player	avg	gp-gs	ab	r	h	2b	3b	hr	rbi	tb	slg%	bb	hp	so	gdp	ob%	sf	sh	sb-att	po	a	e	fld%
Austin Martin	.371	29-28	105	24	39	7	0	1	9	49	.467	24	7	22	0	.515	0	1	10-14	68	6	0	1.000
JJ Bleday	.356	27-23	87	19	31	3	0	4	10	46	.529	25	1	14	2	.504	0	0	1-1	50	0	0	1.000
Stephen Scott	.326	26-22	86	26	28	8	0	7	22	57	.663	19	4	21	1	.468	0	0	3-3	149	17	0	1.000
Connor Kaiser	.298	31-31	124	29	37	9	1	4	33	60	.484	21	2	30	1	.408	0	1	7-8	46	71	2	.983
Jayson Gonzalez	.295	27-26	95	16	28	2	0	5	26	45	.474	7	0	34	3	.343	0	0	1-1	7	36	7	.860
Pat DeMarco	.289	32-32	128	27	37	10	1	4	20	61	.477	15	3	20	1	.377	0	0	5-6	52	3	0	1.000
Philip Clarke	.284	28-21	102	10	29	2	0	4	20	43	.422	19	3	21	4	.408	1	1	3-4	73	11	0	1.000
Ethan Paul	.276	32-32	123	28	34	7	0	8	35	65	.528	19	9	31	0	.408	1	0	7-8	53	79	5	.964
Julian Infante	.157	27-25	89	9	14	1	0	1	9	18	.202	9	3	39	1	.250	3	1	0-0	195	13	1	.995

Cooper Davis	.333	4-0	3	2	1	0	0	0	2	1	.333	1	0	0	0	.500	0	0	0-0	0	0	0	.000
Harrison Ray	.324	19-7	34	9	11	1	2	1	4	19	.559	3	1	7	0	.395	0	0	1-1	7	12	3	.864
Alonzo Jones	.255	18-16	55	14	14	3	1	1	4	22	.400	5	0	15	1	.317	0	1	10-10	33	1	0	1.000
Ty Duvall	.233	17-7	30	6	7	2	0	0	2	9	.300	11	0	9	1	.439	0	0	0-0	89	6	0	1.000
Garrett Blaylock	.188	12-1	16	4	3	1	0	0	5	4	.250	1	0	5	0	.235	0	0	0-0	9	5	1	.933
Walker Grisanti	.185	17-7	27	11	5	1	0	1	5	9	.333	17	2	8	0	.511	1	0	2-3	8	0	0	1.000
Kiambu Fentress	.000	8-0	5	1	0	0	0	0	1	0	.000	0	0	2	0	.000	0	0	0-0	2	0	0	1.000
Tyler Solomon	.000	6-0	4	2	0	0	0	0	0	0	.000	2	0	3	0	.333	0	0	0-0	2	0	0	1.000
Mason Hickman	.000	1-1	0	0	0	0	0	0	0	0	.000	0	0	0	0	.000	0	0	0-0	1	0	0	1.000
Patrick Raby	.000	1-1	0	0	0	0	0	0	0	0	.000	0	0	0	0	.000	0	0	0-0	0	2	0	1.000
Tyler Brown	.000	1-1	0	0	0	0	0	0	0	0	.000	0	0	0	0	.000	0	0	0-0	0	2	0	1.000
Drake Fellows	.000	3-3	0	0	0	0	0	0	0	0	.000	0	0	0	0	.000	0	0	0-0	3	0	0	1.000
Zach King	.000	2-2	0	0	0	0	0	0	0	0	.000	0	0	0	0	.000	0	0	0-0	1	4	0	1.000
Chandler Day	.000	2-2	0	0	0	0	0	0	0	0	.000	0	0	0	0	.000	0	0	0-0	1	4	0	1.000
Totals	.286	32	1113	237	318	57	5	41	207	508	.456	198	35	281	15	.408	6	5	50-59	854	288	20	.983
Opponents	.232	32	1037	129	241	44	4	19	114	350	.338	119	30	311	21	.326	11	19	17-28	820	239	36	.967

LOB - Team (300), Opp (233). DPs turned - Team (24), Opp (19). IBB - Team (3), Bleday 2, DeMarco 1, Opp (1). Picked off - Paul 1, Gonzalez 1, Clarke 1, Martin 1.

(Non-SEC games only Sorted by Earned run avg)

Player	era	w-l	app	gs	cq	sho	sv	ip	h	r	er	bb	so	2b	3b	hr	b/avg	wp	hp	bks	sfa	sha
Drake Fellows	3.21	3-0	6	6	0	0/2	0	33.2	24	13	12	11	42	3	0	3	.200	2	3	0	0	3
Jake Eder	5.06	1-4	9	9	0	0/0	0	32.0	22	19	18	19	36	4	0	4	.196	2	1	0	2	3

Hugh Fisher	0.00	1-0	5	0	0	0/0	0	5.2	3	3	0	3	5	0	0	0	.158	0	2	0	0	0
AJ Franklin	0.00	0-0	3	0	0	0/1	0	2.2	0	0	0	1	2	0	0	0	.000	0	0	0	0	0
Erik Kaiser	0.00	0-0	2	0	0	0/0	0	2.0	1	0	0	0	3	1	0	0	.143	0	0	0	0	0
Paxton Stover	1.50	0-0	6	0	0	0/0	0	6.0	4	1	1	3	9	1	0	0	.190	0	0	0	0	1
Maddux Conger	1.59	2-0	7	1	0	0/0	0	17.0	16	7	3	11	20	3	0	1	.246	5	1	0	0	1
Aaron Brown	1.80	1-0	7	0	0	0/0	0	10.0	9	3	2	4	10	2	1	0	.231	0	1	0	0	0
Patrick Raby	2.79	2-2	6	2	0	0/1	0	19.1	18	7	6	12	22	4	1	1	.261	2	3	0	0	2
Justin Wilson	3.38	0-0	6	0	0	0/0	0	5.1	2	2	2	3	8	0	0	0	.133	1	2	0	1	1
Jackson Gillis	3.48	2-0	10	1	0	0/0	0	20.2	19	9	8	12	27	4	1	3	.250	5	3	1	2	1
Reid Schaller	3.60	1-1	15	2	0	0/1	1	20.0	21	10	8	2	28	3	1	1	.256	1	3	0	1	1
Zach King	3.86	0-2	11	3	0	0/0	1	28.0	31	13	12	6	25	5	0	1	.290	1	4	0	0	2
Chandler Day	3.91	1-0	11	3	0	0/1	2	25.1	16	11	11	10	21	4	0	1	.186	4	3	0	1	3
Mason Hickman	3.91	4-0	6	3	0	0/0	0	23.0	20	10	10	11	21	3	0	2	.244	1	1	1	2	0
Justin Willis	5.19	0-0	6	0	0	0/0	0	8.2	8	5	5	4	5	2	0	0	.250	2	1	0	2	0
Tyler Brown	5.33	1-4	11	2	0	0/0	1	25.1	27	16	15	7	27	5	0	2	.273	1	2	0	0	1
Totals	3.57	19-13	32	32	0	2/2	5	284.2	241	129	113	119	311	44	4	19	.232	27	30	2	11	19
Opponents	6.91	13-19	32	32	0	1/1	5	273.1	318	237	210	198	281	57	5	41	.286	44	35	8	6	5

PB - Team (6), Scott 4, Duvall 2, Opp (11). Pickoffs - Team (4), King 2, Clarke 1, Raby 1, Opp (4). SBA/ATT - Scott (5-10), Duvall (5-9), Clarke (7-9), Eder (7-8), Raby (1-4), King (3-3), Schaller (2-2), Fellows (0-2), Fisher (0-2), Hickman (1-2), Gillis (0-1), Wilson (1-1), Willis (1-1), Day (0-1), T. Brown (1-1).

NUMERICAL ROSTER

No.	Name	Pos.	B/T	Ht.	Wt.	Cl.	Hometown/High School
2	Harrison Ray	IF	R/R	5-11	200	Jr.	Longwood, Fla./Lake Brantley
3	Cooper Davis	OF	L/R	5-10	175	So.	Mississauga, Ontario/St. Aloysius Gonzaga
5	Philip Clarke	C	L/R	5-11	190	So.	Franklin, Tenn./Chris Presbyterian Academy
6	Tate Kolwyck	IF	R/R	5-11	185	Fr.	Memphis, Tenn./Arlington
8	Isaiah Thomas	OF	R/R	6-2	190	Fr.	Palm Beach Gardens, Fla./The Benjamin School
10	Ethan Paul	IF	L/R	5-10	180	Sr.	Bellevue, Wash./International School
11	Matt Hogan	OF	L/R	6-0	190	Fr.	Melville, N.Y./Half Hollow Hills East
12	Dominic Keegan	UTL	R/R	6-0	210	Fr.	Methuen, Mass./Central Catholic
13	Kiambu Fentress	OF	R/R	6-0	175	R-Jr.	Nashville, Tenn./Ensworth
16	Austin Martin	UTL	R/R	6-0	175	So.	Jacksonville, Fla./Trinity Christian Academy
17	Walker Grisanti	OF	L/R	5-11	195	Sr.	Collierville, Tenn./Christian Brothers
18	Pat DeMarco	OF	R/R	5-9	192	So.	Staten Island, N.Y./Winder-Barrow
19	Stephen Scott	UTL	L/R	5-11	200	Sr.	Cary, N.C./Cardinal Gibbons
20	Ty Duvall	C	L/R	5-10	185	Jr.	Lebanon, Ohio/Lebanon
21	Tyler Brown	RHP	R/R	6-4	233	So.	Ashland, Ohio/Olentangy Orange
22	Julian Infante	IF	R/R	6-3	210	Sr.	Miami, Fla./Westminister Christian
27	Ethan Smith	RHP	R/R	6-1	200	Fr.	Mt. Juliet, Tenn./Mt. Juliet
29	Patrick Raby	RHP	R/R	6-3	230	Sr.	Knoxville, Tenn./Farragut
30	Sterling Hayes	IF	R/R	6-1	190	Fr.	San Diego, Calif./Francis Parker
32	Hugh Fisher	LHP	R/L	6-5	187	So.	Eads, Tenn./Briarcrest Christian
33	Erik Kaiser	RHP	R/R	6-4	215	So.	Waterloo, Ill./Waterloo
34	Zach King	LHP	L/L	6-6	212	Jr.	Spring Hill, Tenn./Spring Hill
35	Jackson Gillis	LHP	R/L	6-3	235	Jr.	Wilmington, Mass./Wilmington
36	John Malcom	UTL	L/L	6-3	220	Fr.	West Bloomfield, Mich./Detroit Country Day
39	Jake Eder	LHP	L/L	6-4	220	So.	Ocean Ridge, Fla./Calvary Christian Academy
42	Justyn-Henry Malloy	UTL	R/R	6-2	210	Fr.	Bergenfield, N.J./St. Joseph Regional
43	Austin Becker	RHP	R/R	6-5	190	Fr.	Columbus, Ohio/Big Walnut
44	Mason Hickman	RHP	R/R	6-6	230	So.	Hendersonville, Tenn./Pope John Paull II
45	Chance Huff	RHP	R/R	6-4	210	Fr.	Niceville, Fla./Niceville
49	AJ Franklin	LHP	L/L	6-1	180	R-Jr.	Lebanon, Tenn./Wilson Central
50	Kumar Rocker	RHP	R/R	6-4	255	Fr.	Athens, Ga./North Oconee
51	JJ Bleday	OF	L/L	6-3	205	Jr.	Panama City Beach, Fla./A. Crawford Mosley
55	Joe Gobillot	LHP	L/L	6-6	228	R-Fr.	Houston, Texas/St. John's
66	Drake Fellows	RHP	L/R	6-5	216	Jr.	Plainfield, Ill./Joliet Catholic Academy
99	Jayson Gonzalez	IF	R/R	6-2	207	So.	Covina, Calif./Bishop Amat

Head Coach: 4 Tim Corbin (Ohio Wesleyan, 1984) - 17th Season at Vanderbilt
Associate Head Coach: 26 Scott Brown (SUNY-Cortland, 1999)
Assistant Coach: 24 Mike Baxter (Vanderbilt, 2005)
Volunteer Coach: 1 David Macias (Vanderbilt, 2008)
Athletic Trainer: Tracy Campbell (James Madison, 2008)
Strength & Conditioning Coach: Chris Ham (Illinois, 2005)
Director of Baseball Operations: Brooks Webb (Birmingham Southern, 2011)
Director of Player Development: Brandon Barak (Illinois, 2012)
Video Coordinator: Josh Ruchotzke (Vanderbilt, 2017)
Equipment Manager: Kevin Collins (Purdue, 2015)

PRONUNCIATION CHART

JJ Bleday _____ bleh-DAY
Kiambu Fentress _____ key-AHM-boo
Joe Gobillot _____ GAW-buh-lo
Walker Grisanti _____ greh-sahn-TEE
Tate Kolwyck _____ COLE-wick
Methuen, Massachusetts _____ METH-OO-EN
Patrick Raby _____ ray-BEE
Kumar Rocker _____ KOO-mar

ALPHABETICAL ROSTER


#	Name	Pos.	Yr.
43	Austin Becker	RHP	Fr.
51	JJ Bleday	OF	Jr.
21	Tyler Brown	RHP	So.
5	Philip Clarke	C	So.
3	Cooper Davis	OF	Jr.
18	Pat DeMarco	OF	So.
20	Ty Duvall	C	Jr.
39	Jake Eder	LHP	So.
66	Drake Fellows	RHP	Jr.
13	Kiambu Fentress	OF	R-Jr.
32	Hugh Fisher	LHP	So.
49	AJ Franklin	LHP	R-Jr.
35	Jackson Gillis	LHP	Jr.
55	Joe Gobillot	LHP	R-Fr.
99	Jayson Gonzalez	IF	So.
17	Walker Grisanti	OF	Sr.
30	Sterling Hayes	IF	Fr.
44	Mason Hickman	RHP	So.
11	Matt Hogan	OF	Fr.
45	Chance Huff	RHP	Fr.
22	Julian Infante	IF	Sr.
33	Erik Kaiser	RHP	So.
12	Dominic Keegan	UTL	Fr.
34	Zach King	LHP	Jr.
6	Tate Kolwyck	IF	Fr.
36	John Malcom	UTL	Fr.
42	Justyn-Henry Malloy	UTL	Fr.
16	Austin Martin	IF	So.
10	Ethan Paul	IF	Sr.
29	Patrick Raby	RHP	Sr.
2	Harrison Ray	IF	Jr.
50	Kumar Rocker	RHP	Fr.
19	Stephen Scott	UTL	Sr.
27	Ethan Smith	RHP	Fr.
8	Isaiah Thomas	OF	Fr.

EXPERIENCE BREAKDOWN


Seniors (5) _____ Grisanti, Infante, Paul, Raby, Scott
Redshirt Juniors (2) _____ Fentress, Franklin
Juniors (7) __ Bleday, Davis, Duvall, Fellows, Gillis, King, Ray
Sophomores (9) _____ Brown, Clarke, DeMarco, _____ Eder, Fisher, Gonzalez, Hickman, Kaiser, Martin
Redshirt Freshman (1) _____ Gobillot
Freshmen (11) _____ Becker, Hayes, Hogan, Huff, Keegan, _____ Kolwyck, Malcom, Malloy, Rocker, Smith, Thomas



Harrison Ray
So. ★ 5-11 ★ 200 ★ R/R
IF ★ Longwood, Fla.




Cooper Davis
So. ★ 5-10 ★ 175 ★ L/R
OF ★ Mississauga, Ontario




Philip Clarke
So. ★ 5-11 ★ 190 ★ L/R
C ★ Franklin, Tenn.



Tate Kolwyck
Fr. ★ 5-11 ★ 185 ★ R/R
IF ★ Memphis, Tenn.



Isaiah Thomas
Fr. ★ 6-2 ★ 190 ★ R/R
OF ★ Palm Beach Gardens, Fla.



Ethan Paul
Sr. ★ 5-10 ★ 180 ★ L/R
IF ★ Bellevue, Wash.




Matt Hogan
Fr. ★ 6-0 ★ 190 ★ L/R
OF ★ Melville, N.Y.




Dominic Keegan
Fr. ★ 6-0 ★ 210 ★ R/R
UTL ★ Methuen, Mass.




Kiambu Fentress
R-Jr. ★ 6-0 ★ 175 ★ R/R
OF ★ Nashville, Tenn.




Austin Martin
So. ★ 6-0 ★ 175 ★ R/R
UTL ★ Jacksonville, Fla.




Walker Grisanti
Sr. ★ 5-10 ★ 195 ★ L/R
OF ★ Collierville, Tenn.




Pat DeMarco
So. ★ 5-9 ★ 192 ★ R/R
OF ★ Staten Island, N.Y.




Stephen Scott
Sr. ★ 5-11 ★ 200 ★ L/R
UTL ★ Cary, N.C.




Ty Duvall
Jr. ★ 5-10 ★ 185 ★ L/R
C ★ Lebanon, Ohio




Tyler Brown
So. ★ 6-4 ★ 233 ★ R/R
RHP ★ Ashland, Ohio



Julian Infante
Sr. ★ 6-3 ★ 210 ★ R/R
IF ★ Miami, Fla.




Ethan Smith
Fr. ★ 6-1 ★ 200 ★ R/R
RHP ★ Mt. Juliet, Tenn.




Patrick Raby
Sr. ★ 6-3 ★ 230 ★ R/R
RHP ★ Knoxville, Tenn.




Sterling Hayes
Fr. ★ 6-1 ★ 190 ★ R/R
IF ★ San Diego, Calif.




Hugh Fisher
So. ★ 6-5 ★ 187 ★ R/L
LHP ★ Eads, Tenn.




Erik Kaiser
So. ★ 6-4 ★ 215 ★ R/R
RHP ★ Waterloo, Ill.




Zach King
Jr. ★ 6-6 ★ 212 ★ L/L
LHP ★ Spring Hill, Tenn.




Jackson Gillis
So. ★ 6-3 ★ 235 ★ R/L
LHP ★ Wilmington, Mass.




John Malcom
Fr. ★ 6-3 ★ 220 ★ L/L
UTL ★ West Bloomfield, Mich.




Jake Eder
So. ★ 6-4 ★ 220 ★ L/L
LHP ★ Ocean Ridge, Fla.




Justyn-Henry Malloy
Fr. ★ 6-2 ★ 210 ★ R/R
UTL ★ Bergenfield, N.J.




Austin Becker
Fr. ★ 6-5 ★ 190 ★ R/R
RHP ★ Columbus, Ohio




Mason Hickman
So. ★ 6-6 ★ 230 ★ R/R
RHP ★ Hendersonville, Tenn.




Chance Huff
Fr. ★ 6-4 ★ 210 ★ R/R
RHP ★ Niceville, Fla.




AJ Franklin
R-Jr. ★ 6-1 ★ 180 ★ L/L
LHP ★ Lebanon, Tenn.




JJ Bleday
Jr. ★ 6-3 ★ 205 ★ L/L
OF ★ Panama City Beach, Fla.



Joe Gobillot
R-Fr. ★ 6-6 ★ 228 ★ L/L
LHP ★ Houston, Texas



Drake Fellows
So. ★ 6-5 ★ 216 ★ L/R
RHP ★ Plainfield, Ill.




Kumar Rocker
Fr. ★ 6-4 ★ 255 ★ R/R
RHP ★ Athens, Ga.




Jayson Gonzalez
So. ★ 6-2 ★ 207 ★ R/R
IF ★ Covina, Calif.




Tim Corbin
Head Coach
16th Season



Scott Brown
Associate Head Coach
6th Season



Mike Baxter
Hitting Coach
1st Season



David Macias
Volunteer Assistant Coach
1st Season