



VANDERBILT

2019 BASEBALL GAME NOTES



Vanderbilt Athletic Communications ★ 2601 Jess Neely Dr. Nashville, TN 37212
Baseball Contact: Andrew Pate ★ Cell: 713.387.9119 ★ Email: andrew.pate@vanderbilt.edu
VUCommodores.com ★ Twitter: @VandyBoys

2019 SCHEDULE/RESULTS

OVERALL: 12-2 | SEC: 0-0 | H: 10-1 | A: 0-0 | N: 2-1

FEBRUARY (6-2)

15	vs. Virginia#	W, 15-9	Talking Stick, Ariz.
16	vs. #25 Cal State Fullerton#	W, 14-9	Talking Stick, Ariz.
17	vs. #19 TCU#	L, 10-2	Talking Stick, Ariz.
20	EVANSVILLE	W, 5-4	Nashville, Tenn.
23	PEPPERDINE	CANCELLED	Nashville, Tenn.
24	PEPPERDINE (G1)	W, 6-3	Nashville, Tenn.
24	PEPPERDINE (G2)	W, 6-2	Nashville, Tenn.
26	SE MISSOURI STATE	W, 11-3	Nashville, Tenn.
27	AUSTIN PEAY	L, 7-6 (10)	Nashville, Tenn.

MARCH (6-0)

1	DAYTON	W, 11-3	Nashville, Tenn.
2	DAYTON (G1)	W, 5-1	Nashville, Tenn.
2	DAYTON (G2)	W, 2-0	Nashville, Tenn.
5	DAVIDSON	W, 24-2	Nashville, Tenn.
6	ETSU	W, 12-4	Nashville, Tenn.
8	ILLINOIS STATE	W, 10-4	Nashville, Tenn.
9	ILLINOIS STATE	7:00 p.m.	Nashville, Tenn.
10	ILLINOIS STATE	1:00 p.m.	Nashville, Tenn.
12	SAMFORD	6:30 p.m.	Nashville, Tenn.
15	at Texas A&M*	6:30 p.m.	College Station, Texas
16	at Texas A&M*	2:00 p.m.	College Station, Texas
17	at Texas A&M*	1:00 p.m.	College Station, Texas
19	vs. Belmont^	6:30 p.m.	Nashville, Tenn.
22	FLORIDA*	6:00 p.m.	Nashville, Tenn.
23	FLORIDA*	6:30 p.m.	Nashville, Tenn.
24	FLORIDA*	1:00 p.m.	Nashville, Tenn.
26	vs. Lipscomb^	6:30 p.m.	Nashville, Tenn.
29	TENNESSEE*	6:30 p.m.	Nashville, Tenn.
30	TENNESSEE*	8:00 p.m.	Nashville, Tenn.
31	TENNESSEE*	2:00 p.m.	Nashville, Tenn.

APRIL (0-0)

2	WESTERN KENTUCKY	6:30 p.m.	Nashville, Tenn.
5	at Georgia*	6:00 p.m.	Athens, Ga.
6	at Georgia*	1:00 p.m.	Athens, Ga.
7	at Georgia*	11:00 a.m.	Athens, Ga.
9	at Middle Tennessee	6:00 p.m.	Murfreesboro, Tenn.
12	ARKANSAS*	7:00 p.m.	Nashville, Tenn.
13	ARKANSAS*	8:00 p.m.	Nashville, Tenn.
14	ARKANSAS*	1:00 p.m.	Nashville, Tenn.
16	INDIANA STATE	6:30 p.m.	Nashville, Tenn.
19	at Alabama*	6:00 p.m.	Tuscaloosa, Ala.
20	at Alabama*	8:00 p.m.	Tuscaloosa, Ala.
21	at Alabama*	1:00 p.m.	Tuscaloosa, Ala.
26	AUBURN*	6:30 p.m.	Nashville, Tenn.
27	AUBURN*	7:00 p.m.	Nashville, Tenn.
28	AUBURN*	1:00 p.m.	Nashville, Tenn.
30	TENNESSEE TECH	6:30 p.m.	Nashville, Tenn.

MAY (0-0)

3	at South Carolina*	6:00 p.m.	Columbia, S.C.
4	at South Carolina*	7:00 p.m.	Columbia, S.C.
5	at South Carolina*	12:30 p.m.	Columbia, S.C.
7	at Louisville	6:00 p.m.	Louisville, Ky.
10	MISSOURI*	6:30 p.m.	Nashville, Tenn.
11	MISSOURI*	2:00 p.m.	Nashville, Tenn.
12	MISSOURI*	1:00 p.m.	Nashville, Tenn.
14	MIDDLE TENNESSEE	6:30 p.m.	Nashville, Tenn.
16	at Kentucky*	5:30 p.m.	Lexington, Ky.
17	at Kentucky*	5:30 p.m.	Lexington, Ky.
18	at Kentucky*	1:00 p.m.	Lexington, Ky.
21-26	SEC Tournament		Birmingham, Ala.

MLB4 Collegiate Baseball Tournament (Salt River Fields)

^ First Tennessee Park

* Southeastern Conference game

#1 VANDERBILT COMMODORES (12-2, 0-0 SEC) vs. ILLINOIS STATE REDBIRDS (7-4, 0-0 MVC)

March 9, 2019 ★ 7 p.m. CT ★ Nashville, Tenn. ★ Hawkins Field (3,626)

GAME 15



VANDERBILT

2019 Record: 12-2 Overall, 0-0 SEC

Home / Away / Neutral: 10-1 / 0-0 / 2-1

Rankings: D1: 1 | NCBWA: 1 | Coaches: 1

BA: 1 | CB: 2 | PG: 2

Head Coach: Tim Corbin

Career Record: 799-482-1 (22nd)

Record at Vanderbilt: 693-344-1 (17th)



ILLINOIS STATE

2019 Record: 7-4 Overall, 0-0 MVC

Home / Away / Neutral: 0-0 / 7-4 / 0-0

Rankings: D1: NR | NCBWA: NR | Coaches: NR

BA: NR | CB: NR | PG: NR

Head Coach: Steve Holm

Career Record: 7-4 (1st)

Record at Illinois State: Same

REMAINING NO. 1: For a fourth consecutive week, Vandy is ranked the nation's top team per D1Baseball.com.

- ★ Vandy moved into the top spot in the USA Today Coaches and NCBWA polls for the first time this year Monday following a weekend sweep of Dayton.

PITCHING PROWESS: Vandy leads the SEC and ranks third nationally with 12.85 strikeouts per nine innings.

- ★ Vandy has fanned 15-plus batters on five occasions including 15 last night vs. Illinois State.
- ★ In 10 home games, Vandy has posted a 2.79 ERA while limiting opponents to a .193 average.

TABLE SETTERS: Vanderbilt's top of the order -- **Cooper Davis, Austin Martin** and **JJ Bleday** -- has batted .428 (69-for-161) with 4.0 runs/game and 2.35 RBIs/game.

- ★ Martin ranks second nationally in hits (26) while Bleday is seventh (24) and Davis is 59th (19).

ATTA BOY JJ: Junior **JJ Bleday** enters Saturday riding a 42-game on-base streak (March 4, 2018-present).

- ★ It is the second-longest active streak nationally behind Cal State Fullerton's Hank LoForte (56 games).
- ★ Bleday produced the longest hit streak (20 games) for a Dore since 2014, reaching the mark in Game 1 last Saturday. He went 0-for-3 in the finale.

HOME NONCON SUCCESS: Vanderbilt is 107-21 (.835) in nonconference games at Hawkins Field since the start of the 2013 season. The Commodores went 12-4 in those games a season ago. Vandy's best mark during that stretch came in 2016 when the squad finished 20-1.

FEBRUARY IN REVIEW: Vanderbilt produced a winning record in February for a seventh consecutive season and ninth time in the last 10 years.

- ★ Vandy batted .340 -- the fourth time in the last five seasons the squad hit over .300 in the month.
- ★ The Commodores fielded .982 -- the third time in the last four years the team fielded above .980.

2018 REWIND: Vandy advanced to its seventh NCAA Super Regional in the last nine seasons before falling one victory shy of reaching the College World Series. The Dore, who won 10 of their final 14 games, finished the 2018 campaign 35-27 and ranked No. 18 by D1Baseball.com.

VETERAN PRESENCE: Vanderbilt returns eight positional starters and four starting pitchers from last year's NCAA Super Regional squad to its 2019 unit.

- ★ Offensively, 2019 returners contributed 80.5% of runs scored, 82.6% of hits, 82.7% of extra-base hits, 82% of RBIs and 72% of stolen bases in 2018.
- ★ Commodore returning pitchers contributed 90% of starts, 85.7% of wins, 80% of innings pitched and 77% of strikeouts in 2018.

PATH TO 800: Vanderbilt head coach **Tim Corbin** is one victory shy from reaching 800 career.

- ★ Only 25 active head coaches have reached the 800-win milestone. Of those 25, only 11 have a higher career winning percentage than Corbin's .668.
- ★ Corbin is in his 22nd year as a head coach. He has 693 wins at Vanderbilt and 106 at Presbyterian.

OUT OF THE GATE: Vanderbilt has scored in the first inning in nine of its 13 games including three straight.

- ★ The Dore are 8-1 when scoring in the first inning.
- ★ Vandy has scored five runs in the frame on two occasions and three runs a total of four times.

ON YESTERDAY'S WIN: Vanderbilt overcame a four-run deficit and scored 10 unanswered runs in last night's win.

- ★ ISU recorded just three hits after the first inning.
- ★ The victory was the seventh consecutive for Vandy.

FACING ILLINOIS STATE: Vanderbilt and Illinois State meet for the 13th time on Saturday. The Commodores hold a 9-3 edge and enter the day having won eight consecutive.

- ★ Vandy swept Illinois State in a three-game series during the last meeting (Feb. 27-March 1, 2015) at Hawkins Field. The Dore outscored the Redbirds 35-13 in the series and scored 16 runs twice.
- ★ The two teams also met in the 2010 NCAA Louisville Regional with Vanderbilt downing Illinois State, 8-7 in 13 innings and 10-4 two days later.

ON THE OFFENSIVE: Vanderbilt ranks first in the SEC in batting average (.337), hits (166), runs (129), on-base percentage (.444) and triples (8).

- ★ Vandy has scored five-plus runs 12 times and 10-plus runs in three consecutive games.
- ★ The Commodores produced six consecutive double-digit hit performances (Feb. 20-March 1) for the first time since a season ago.

DE-FENSE: Vanderbilt is first in the SEC and ranks 13th nationally in fielding percentage (.986).

- ★ In 2018, Vandy set a new school record and finished fifth nationally with a .981 fielding percentage.
- ★ The Dore have posted a fielding percentage of .975 or better in five of the last six years.

FRESHMAN ORIENTATION: Vandy led the nation as four student-athletes were named to the 2018 Collegiate Baseball Freshman All-American Team. **Philip Clarke, Pat DeMarco, Mason Hickman** and **Austin Martin** -- all returning for 2019 -- were recognized for their efforts.

THE STREAK CONTINUES: Vanderbilt's current streak of 13 consecutive NCAA Tournament appearances is the longest in the SEC and the third-longest nationally, trailing only Florida State (41) and Cal State Fullerton (27).

NO. 4, MR. TIM CORBIN: Head coach **Tim Corbin** is in his 17th season (2003-present) at the helm. Corbin has led the Commodores to 14 NCAA Tournaments, eight Super Regionals, three College World Series, one national championship (2014) and one runner-up (2015).

- ★ Corbin is 693-344-1 (.668) at Vandy and became the program's all-time winningest coach with a 9-4 victory on March 4, 2018 against Houston.
- ★ Under Corbin, 40 players have been named an All-American including 11 who have received first-team recognition.
- ★ In the Corbin era, 22 players have gone on to play in the Major Leagues, the most in the SEC since 2003.

LET THE KIDS PLAY: Vanderbilt's freshman class was ranked No. 2 nationally by Baseball America.

- ★ Six players appeared on the 2018 BA500, which ranks the best 500 players in the draft class.
- ★ Eight freshmen made their collegiate debuts on opening weekend. **Justyn-Henry Malloy** registered a pinch-hit RBI single and **Sterling Hayes** scored a run among notables.

DORES ON TOP: In Sept. 2017, D1Baseball.com recognized Vanderbilt as the No. 2 program nationally in the publication's bi-annual Top 100 rankings.

- ★ The list is designed to assess the overall health of programs in the current era with the ultimate goal of identifying "the programs in the best shape right now, with an eye towards the next five to 10 years."
- ★ The Commodores were ranked the nation's top program in D1Baseball's inaugural rankings (2015).

WELCOME TO THE HAWK: The Commodores have been tough to beat at Hawkins Field since the facility opened its gates in 2002. Vanderbilt boasts a 445-160-1 (.735) all-time record at its home including a 338-101-1 (.769) mark since the start of the 2007 season.

- ★ The Dores won 6-of-7 regular season three-game home series in 2018 and have won 48-of-61 three-game sets at The Hawk since 2011.

SENIOR LEADERS: Vandy's five-member senior class is its largest since carrying seven in 2008. The class includes OF **Walker Grisanti**, 1B **Julian Infante**, SS **Ethan Paul**, RHP **Patrick Raby** and UTL **Stephen Scott**.

- ★ Since arriving on campus in 2016, the unit has helped Vandy to 126 victories, three NCAA Regionals and two Super Regionals. The unit is looking for its first trip to the College World Series.

THE 2019 SCHEDULE: Vanderbilt's 2019 schedule is another formidable slate. The Commodores face 10 teams that reached the NCAA Tournament in 2018 a total 22 times (39.2 percent of games).

- ★ Vandy hosts 19 of its 26 nonconference games including 15 consecutive from Feb. 20-March 12. Vandy's next road game is March 15 at Texas A&M.

FIRST FOR FIRST ROUND PICKS: Vanderbilt leads the SEC with 22 MLB first-round draft picks (including first-round supplemental picks). Vandy is one of two universities to produce multiple No. 1 picks with **David Price** in 2007 and **Dansby Swanson** in 2015.

FAR AND WIDE: The 2019 roster features players from 14 different states as well as one (**Cooper Davis**) from Ontario, Canada. In total, 12 players hail from Tennessee and another eight call Florida home.

- ★ Three Commodores are from Ohio while two players are represented from California, Georgia, Illinois, Massachusetts, New Jersey and New York.

MAJOR LEAGUE DORES: In total, 13 former players made a MLB appearance in 2018, a mark that ranks second nationally and first in the SEC.

- ★ The Commodores led the nation with seven pitchers who made at least one MLB start and eight total hurlers who made an appearance in 2018.

VANDERBILT RECORD WHEN...

2019

SEC Standing	
SEC East Standing	
Home/Road/Neutral	10-1/0-0/2-1
Day/Night	10-2/2-0
vs. RH/LH starters	7-1/5-1
Leading after 6 innings	12-1
Tied after 6 innings	0-0
Trailing after 6 innings	0-1
Leading after 7 innings	12-1
Tied after 7 innings	0-0
Trailing after 7 innings	0-1
Leading after 8 innings	12-1
Tied after 8 innings	0-0
Trailing after 8 innings	0-1
Vanderbilt scores first	10-1
Opponents score first	2-1
Shutouts	1-0
Scoring less than 3 runs	1-1
Scoring 3 to 5 runs	3-0
Scoring 6 or more runs	9-1
Vanderbilt hits HR/hit 0 HR	9-1/3-1
1-run/2-run games	1-1/1-0
Walk-offs	0-0
Extra innings (home/road/neutral)	0-1/0-0/0-0
Series openers/finales	4-0/2-1
Series W-L (home)	2-0
Series W-L (road)	0-0
Series W-L (neutral)	1-0
Series W-L (total)	3-0
Three-game sweeps (home/road)	1-0/0-0
Come-from-behind-wins	2

UPCOMING MILESTONES

Julian Infante	20 Career Home Runs (19)
Zach King	100 Career Strikeouts (98)
Zach King	50 Career Appearances (49)
Austin Martin	50 Career Walks (46)
Ethan Paul	50 Career Doubles (47)
Patrick Raby	25 Career Victories (24)
Stephen Scott	20 Career Home Runs (18)

VANDY TEAM LEADERS

Batting

Hits	Austin Martin (26)
Doubles	Ethan Paul/Stephen Scott (6)
Triples	Austin Martin (3)
HR	JJ Bleday (5)
RBIs	Philip Clarke (19)
Runs	Austin Martin (24)
SB	Harrison Ray (5)
BB	JJ Bleday/Austin Martin (11)
AVG	Austin Martin (.481)
OBP	Austin Martin (.582)
SLG	JJ Bleday (.786)

Pitching

ERA (reliever, min. 5.0 IP)	Hugh Fisher (1.59)
ERA (starter)	Patrick Raby (0.57)
Wins	Drake Fellows (3)
Saves	Three players (2)
Appearances	Tyler Brown (7)
Starts	Drake Fellows (4)
Innings (reliever)	Mason Hickman (14.0)
Innings (starter)	Drake Fellows (22.0)
Strikeouts (reliever)	Mason Hickman/Tyler Brown (17)
Strikeouts (starter)	Drake Fellows (36)

VANDERBILT IN THE NATIONAL RANKINGS

DATE	BA	NCBWA	CB	USA	D1	PG
Preseason	1	1	2	2	1	3
Feb. 18	1	2	2	2	1	3
Feb. 25	1	2	2	2	1	3
March 4	1	1	2	1	1	2
March 11						
March 18						
March 25						
April 1						
April 8						
April 15						
April 22						
April 29						
May 6						
May 13						
May 20						
May 27						
June 3						
FINAL						

***For consistency, Vanderbilt uses the D1Baseball.com (D1) poll as its primary ranking.**

UPCOMING SCHEDULE AND PROBABLE PITCHING MATCHUPS

DATE	OPPONENT	VANDERBILT STARTER	OPPOSING STARTER
Fri., Mar. 7	Illinois State	RHP Drake Fellows (2-0, 5.06 ERA)	LHP Brent Headrick (1-0, 3.63 ERA)
Sat. Mar. 8	Illinois State	RHP Patrick Raby (2-0, 0.57 ERA)	RHP Jeff Lindgren (2-0, 2.50 ERA)
Sun. Mar. 9	Illinois State	LHP Zach King (0-0, 3.00 ERA)	LHP Matt Walker (1-1, 1.29 ERA)

BATTING NOTES

51 ★ JJ Bleday, OF		.429 AVG	5 HR	17 RBI	.514 OBP	.786 SLG
LAST 5 GAMES: 7-19 (.368), 8 R, 7 RBI LAST 10 GAMES: 17-36 (.472), 14 RBI		NON-CON: 24-56 (.429), 17 RBI SEC GAMES: N/A	HOME: 18-40 (.450), 14 RBI ROAD: N/A		CURRENT STREAK: 3 G (5-13, 6 RBI) SEASON-HIGH STREAK: 10 G (2/15-3/2)	

- ★ Baseball America First-Team Preseason All-American... D1Baseball Second-Team Preseason All-American ... Second-Team Preseason All-SEC.
- ★ Ranked as D1Baseball.com's No. 11 prospect for the 2019 MLB Draft and No. 3 prospect in the SEC.
- ★ Named the Cap Cod League's top pro prospect by scouts last summer.
- ★ Currently riding a 42-game on base streak (March 4, 2018-present) which ranks second nationally [Cal State Fullerton's Hank LoForte (56 games)].
- ★ Ranks second nationally in hits (24), sixth in total bases (44), 10th in home runs (5) and 19th in runs (18).
- ★ Led Vandy with a .368 average, .511 slugging percentage and .494 on-base percentage in 2018.
- ★ Recorded at least one hit in 32 of his 39 games and reached base in 38 of his 39 games in '18... Missed 22 games (March 30-May 6) due to an oblique injury.
- ★ Belted the game-winning walk-off home run against Mississippi State for a 4-3 victory during Game 2 of the NCAA Nashville Super Regional on June 9.
- ★ Finished tied for third on the team with 31 walks in 2018... Recorded 14 multi-hit performances across 39 games and 35 starts.

5 ★ Philip Clarke, C		.286 AVG	2 HR	19 RBI	.388 OBP	.464 SLG
LAST 5 GAMES: 4-18 (.222), 6 RBI, 6 R LAST 10 GAMES: 11-39 (.282), 11 RBI		NON-CON: 16-56 (.286), 19 RBI SEC GAMES: N/A	HOME: 12-43 (.279), 11 RBI ROAD: N/A	CURRENT STREAK: 3 G (3-10, 6 R) SEASON-HIGH STREAK: 7 G (2/20-3/2)		

- ★ Nation's No. 34-ranked sophomore (Perfect Game)... SEC's No. 33-ranked prospect for the 2019 MLB Draft (D1Baseball)... First-Team Preseason All-SEC.
- ★ Team leader with 19 RBIs, a mark that ranks tied for fifth in the SEC... Sixth in the SEC with four hit by pitches.
- ★ Named a 2018 Collegiate Baseball Freshman All-American after leading Vanderbilt with 16 doubles in 58 appearances and 49 starts.
- ★ Batted .294 and finished third on the team with 18 multi-hit games in 2018... Was second in overall games with 20 two-out RBIs.
- ★ Finished second on the squad with for hits (35) and batting average (.302) in 2018 SEC play... Made 36 starts at designated hitter and 13 starts at catcher.
- ★ Named to the 2018 NCAA Clemson Regional All-Tournament Team after batting .385 (5-for-13) with three RBIs, two home runs, two runs and two walks.
- ★ Reached base in 26 of his final 30 games... Struck his first collegiate home run against Presbyterian on Feb. 21 as part of a 1-for-3 outing with three RBIs.

3 ★ Cooper Davis, OF		.373 AVG	0 HR	9 RBI	.475 OBP	.490 SLG
LAST 5 GAMES: 3-11 (.273), 4 R, 1 RBI LAST 10 GAMES: 14-34 (.412), 9 R		NON-CON: 19-51 (.373), 14 R, 9 RBI SEC GAMES: N/A	HOME: 16-39 (.410), 8 RBI ROAD: N/A	CURRENT STREAK: -- SEASON-HIGH STREAK: 9 G (2/15-3/2)		

- ★ Second in the SEC with two triples, seventh in hits per game (1.58) and tied for eighth for hits (19)... Has logged a hit in 11 of 13 games this season.
- ★ Played in nine games (three starts) before suffering a broken wrist while making a diving attempt in pregame during late April a season ago.
- ★ Recorded his first collegiate hit, run and RBI on Feb. 21 while going 1-for-2 against Presbyterian... Drew his first walk on Feb. 23 against UMass-Lowell.
- ★ Struck out just once in 11 plate appearances in 2018... Played the outfield in six of his nine appearances.
- ★ First Vanderbilt player in the Tim Corbin era to hail from Canada... Played for the Canadian Jr. National U18 Team in 2017.
- ★ Drafted by the Toronto Blue Jays in the 25th round of the 2017 MLB Draft... Played for the Toronto Blue Jays Tournament 12 team from 2013-2016.

18 ★ Pat DeMarco, OF		.231 AVG	1 HR	12 RBI	.317 OBP	.404 SLG
LAST 5 GAMES: 6-16 (.375), 7 R, 9 RBI LAST 10 GAMES: 10-33 (.303), 12 RBI		NON-CON: 12-52 (.231), 12 RBI SEC GAMES: N/A	HOME: 10-37 (.270), 12 RBI ROAD: N/A	CURRENT STREAK: 4 G (6-13, 6 R) SEASON-HIGH STREAK: 4 G (2/24-3/2)		

- ★ Nation's No. 42-ranked sophomore (Perfect Game)... SEC's No. 26-ranked prospect for the 2019 MLB Draft (D1Baseball).
- ★ Batting .333 (10-30) while reaching base 17 times over his last nine games after hitting just .091 (2-for-22) during the first five games of the year.
- ★ Registered a career-high seven RBIs while belting a grand slam during Vanderbilt's 24-2 win on Tuesday vs. Davidson.
- ★ Named a 2018 Collegiate Baseball Freshman All-American after leading the Commodores with 48 runs and 116 total bases.
- ★ Paced the Dores with 23 RBIs and was second with seven home runs in 30 SEC starts in 2018.
- ★ Finished second on the squad in multi-hit games (19) and multi-RBI games (13) in 2018... Was one of two players (Ethan Paul) to start all 62 games.

20 ★ Ty Duvall, C		.167 AVG	0 HR	2 RBI	.360 OBP	.167 SLG
LAST 5 GAMES: 0-3 (.000), 1 RBI		NON-CON: 3-18 (.167), 6 BB, 2 R	HOME: 3-17 (.176), 5 BB		CURRENT STREAK: --	
LAST 10 GAMES: 2-14 (.143), 4 BB, 2 R		SEC GAMES: N/A	ROAD: N/A		SEASON-HIGH STREAK: 2 G (2/20-24)	

- ★ Made his fourth start of the season at catcher last Saturday vs. Dayton adding a sac fly... Has drawn a walk in four of nine appearances.
- ★ Made his first start of the season on Feb. 20 against Evansville... Tied the game with an RBI-single in the fourth inning.
- ★ Made 31 appearances and started 15 games as a reserve catcher in 2018... Batted .270 while scoring 13 runs and collecting 10 RBIs.
- ★ Recorded a combined 17 hits in his final 25 appearances in 2018... Struck a pinch-hit home run in the ninth inning at Florida on March 31.
- ★ Collected a hit in six-consecutive games between April 20-May 1, 2018... Belted a solo homer and reached base twice against South Carolina on April 27.
- ★ Three-year team captain at Lebanon HS in Lebanon, Ohio... Top prospect in the state of Ohio in 2016 according to Perfect Game.

BATTING NOTES CONTINUED

13 ★ Kiambu Fentress, OF	.000 AVG	0 HR	0 RBI	.000 OBP	.000 SLG
--------------------------	----------	------	-------	----------	----------

LAST 5 GAMES: 0-1 (.000)
LAST 10 GAMES: 0-1 (.000)

NON-CON: 0-1 (.000)
SEC GAMES: N/A

HOME: 0-1 (.000)
ROAD: N/A

CURRENT STREAK: --
SEASON-HIGH STREAK: --

- ★ Has appeared as a defensive replacement in center field three times... Went 0-for-1 in his first pinch-hitting appearance last Tuesday vs. Davidson.
- ★ Appeared in 10 games including six stints in the outfield and three opportunities as a pinch hitter in 2018... Did not record a hit in five at-bats.
- ★ Legged out an infield single at Middle Tennessee on April 18, 2017, for his first career hit... Made his collegiate debut in LF against UT Martin April 4, 2017.

99 ★ Jayson Gonzalez, INF	.300 AVG	1 HR	6 RBI	.462 OBP	.433 SLG
---------------------------	----------	------	-------	----------	----------

LAST 5 GAMES: 2-5 (.400), 3 R
LAST 10 GAMES: 4-16 (.250), 6 R, 2 RBI

NON-CON: 9-30 (.300), 10 R, 6 RBI
SEC GAMES: N/A

HOME: 5-18 (.278), 4 RBI
ROAD: N/A

CURRENT STREAK: 1 G (2-4, 1 RBI)
SEASON-HIGH STREAK: 2 G (2/15-16)

- ★ Has scored at least one run in seven of 10 games played... Has drawn eight walks in his last eight games... Has reached base in nine of 10 games.
- ★ Produced his fourth multi-hit game of the season, finishing 2-for-4 with a run and RBI on Friday night vs. Illinois State.
- ★ Reached base in all three games on opening weekend... Recorded two hits, two RBIs and two runs vs. Virginia and two hits vs. Cal State Fullerton.
- ★ Made 44 appearances (39 starts) while batting .225 with 28 RBIs and 21 runs in 2018... Batted .300 with 16 RBIs and three homers over his first 19 games.
- ★ Was the only Commodore to produce multiple four-hit games, coming on Feb. 24, 2018, against UMass-Lowell and Feb. 27, 2018, against Austin Peay.

17 ★ Walker Grisanti, OF	.600 AVG	0 HR	5 RBI	.714 OBP	1.000 SLG
--------------------------	----------	------	-------	----------	-----------

LAST 5 GAMES: 6-8 (.750), 5 RBI
LAST 10 GAMES: 6-8 (.750), 5 RBI

NON-CON: 6-10 (.600), 5 RBI, 4 BB
SEC GAMES: N/A

HOME: 6-8 (.750), 5 RBI
ROAD: N/A

CURRENT STREAK: 2 G (6-8, 5 RBI)
SEASON-HIGH STREAK: 2 G (3/5-present)

- ★ Went 6-for-8 with five RBIs in two midweek games... Finished a home run shy of the cycle alongside three RBIs vs. ETSU on Wednesday.
- ★ Went 2-for-3 with two RBIs vs. Davidson on Tuesday, marking his first multi-hit performance since April 6, 2017, vs. South Carolina.
- ★ Has drawn at least one walk in all three games played... Drew two walks during Tuesday's 24-2 victory against Davidson.
- ★ Appeared in 21 games and made 10 starts for the Commodores in 2018... Nine of his 10 starts came in left field with the other at designated hitter.
- ★ His 18 walks in 2018 led the team among reserves... Drew a free pass in 14 of his 21 appearances including a season-high three at UCLA on March 9.

30 ★ Sterling Hayes, INF	.000 AVG	0 HR	0 RBI	1.000 OBP	.000 SLG
--------------------------	----------	------	-------	-----------	----------

LAST 5 GAMES: 0-0 (.000), 1 BB, 1 R
LAST 10 GAMES: 0-0 (.000), 1 BB, 1 R

NON-CON: 0-0 (.000), 2 BB, 2 R
SEC GAMES: N/A

HOME: 0-0 (.000), 1 BB, 1 R
ROAD: N/A

CURRENT STREAK: --
SEASON-HIGH STREAK: --

- ★ Has made two appearances, drawing a walk and scoring a run in both games (Feb. 16 vs. Cal State Fullerton and March 5 vs. Davidson).
- ★ Lettered four years in baseball at Francis Parker High School under coach David Glassey... Also lettered in football two years in high school.
- ★ Recognized as California's No. 16 shortstop in the class of 2018 by Perfect Game... Named 2018 first-team All-San Diego County.
- ★ Batted a career .318 including an impressive .475 on-base percentage across 124 games... Recognized on the San Diego All-Academic Team all four years.

11 ★ Matt Hogan, OF	.000 AVG	0 HR	0 RBI	.333 OBP	.000 SLG
---------------------	----------	------	-------	----------	----------

LAST 5 GAMES: 0-1 (.000), 1 BB, 1 R
LAST 10 GAMES: 0-1 (.000), 1 BB, 1 R

NON-CON: 0-2 (.000), 1 R
SEC GAMES: N/A

HOME: 0-1 (.000), 1 BB, 1 R
ROAD: N/A

CURRENT STREAK: --
SEASON-HIGH STREAK: --

- ★ Recorded his first walk and run, coming as a pinch hitter during Tuesday's 24-2 victory against Davidson.
- ★ Lettered five years in baseball at Half Hollow Hills East High School under coach Tim Belz... Also lettered twice in soccer and twice in winter track.
- ★ Ranked as New York's top outfielder and seventh overall player in the class of 2018 by Perfect Game.
- ★ Holds the Half Hollow Hills East school record for home runs, RBIs and hits... 51st recipient of the Carl Yastrzemski Award presented to Suffolk's top player.
- ★ Batted .401 with 23 runs while posting a 4-1 record and a save as a senior... Was a three-time all-conference honoree in baseball.

22 ★ Julian Infante, INF	.000 AVG	0 HR	1 RBI	.235 OBP	.000 SLG
--------------------------	----------	------	-------	----------	----------

LAST 5 GAMES: 0-11 (.000), 3 BB
LAST 10 GAMES: 0-11 (.000), 3 BB

NON-CON: 0-12 (.000), 4 BB, 2 R
SEC GAMES: N/A

HOME: 0-11 (.000), 3 BB
ROAD: N/A

CURRENT STREAK: --
SEASON-HIGH STREAK: --

- ★ Nation's No. 31-ranked senior according to Perfect Game.
- ★ Missed 10 games after colliding into Virginia's shortstop while attempting to steal second base on opening day... Drew three walks in his last three outings.
- ★ Made 48 starts and 50 appearances – all coming at first base – while batting .193 with 18 RBIs and 16 runs in 2018.
- ★ Recorded 10 hits over the last 10 games of 2018, batting .312 with four runs and three RBIs during the stretch.
- ★ In 2017, led the Commodores with 66 RBIs while hitting .315 and slugging 11 homers... Participant in 2017 College Home Run Derby (Omaha, Neb.).
- ★ Matched Jeren Kendall for the team lead with 25 multi-hit games and was second with 17 multi-RBI games in 2017.
- ★ As a freshman (2016), he hit six home runs in 26 games during the second half of the year after missing the first two months with a broken wrist.

BATTING NOTES CONTINUED

12 ★ Dominic Keegan, UTL	.000 AVG	0 HR	0 RBI	.200 OBP	.000 SLG
--------------------------	----------	------	-------	----------	----------

LAST 5 GAMES: 0-2 (.000)
LAST 10 GAMES: 0-3 (.000), 1 HBP

NON-CON: 0-4 (.000), 1 HBP
SEC GAMES: N/A

HOME: 0-3 (.000), 1 HBP
ROAD: N/A

CURRENT STREAK: --
SEASON-HIGH STREAK: --

- ★ Made his first appearance at catcher on Tuesday vs. Davidson... Reached base for the first time (HBP) in Game 2 on Feb. 24 against Pepperdine.
- ★ Made his collegiate debut opening weekend against TCU, striking out in his lone pinch-hit appearance.
- ★ Lettered four years in baseball at Central Catholic High School (Massachusetts)... Also lettered in basketball three years in high school.
- ★ Ranked as the top catcher in Massachusetts and 14th nationally from the class of 2018 by Perfect Game... Named all-conference all four years.
- ★ Led the Raiders to four-straight MVC large titles... Batted .402 (112 for 278) with 75 runs, 69 RBIs and 39 extra-base hits for his high school career.
- ★ As a senior, Keegan batted an area-best .463 (38 for 82), with a .546 OBP, .768 slugging, a team-high 19 RBIs and an area-leading 30 runs.

6 ★ Tate Kolwyck, INF	.000 AVG	0 HR	0 RBI	1.000 OBP	.000 SLG
-----------------------	----------	------	-------	-----------	----------

LAST 5 GAMES: 0-0 (.000), 1 BB
LAST 10 GAMES: 0-0 (.000), 1 BB

NON-CON: 0-0 (.000), 1 BB
SEC GAMES: N/A

HOME: 0-0 (.000), 1 BB
ROAD: N/A

CURRENT STREAK: --
SEASON-HIGH STREAK: --

- ★ Made his collegiate debut on Tuesday against Davidson, drawing a walk in his lone plate appearance.
- ★ Lettered four years in baseball at Arlington High School (Tennessee)... Also lettered four years in football and one in basketball.
- ★ Ranked as Tennessee's No. 2 shortstop and 10th overall player in the class of 2018 by Perfect Game.
- ★ Named a 2018 Rawlings-Perfect Game Honorable Mention All-American (Southeast - All Region 2nd Team).
- ★ In his career at quarterback, passed for a school-record 10,213 yards, 119 touchdowns, rushed for 859 yards and 13 touchdowns.

36 ★ John Malcom, UTL	.000 AVG	0 HR	1 RBI	.000 OBP	.000 SLG
-----------------------	----------	------	-------	----------	----------

LAST 5 GAMES: 0-1 (.000), 1 RBI
LAST 10 GAMES: 0-1 (.000), 1 RBI

NON-CON: 0-1 (.000), 1 RBI
SEC GAMES: N/A

HOME: 0-1 (.000), 1 RBI
ROAD: N/A

CURRENT STREAK: --
SEASON-HIGH STREAK: --

- ★ Made his collegiate debut on Tuesday vs. Davidson, contributing an RBI-groundout as a pinch hitter in his long plate appearance.
- ★ Lettered four years in baseball at Detroit Country Day High School (Michigan)... Also lettered two years in basketball.
- ★ Ranked as Michigan's top overall player and the No. 2 first baseman nationally in the class of 2018 by Perfect Game.
- ★ Named a 2018 Rawlings-Perfect Game 1st Team All-American (Central - All Region 1st Team)... Was a three-year team captain (2016-18)

42 ★ Justyn-Henry Malloy, UTL	.091 AVG	0 HR	2 RBI	.333 OBP	.091 SLG
-------------------------------	----------	------	-------	----------	----------

LAST 5 GAMES: 0-1 (.000), 1 BB
LAST 10 GAMES: 0-4 (.000), 3 BB

NON-CON: 1-11 (.091), 2 RBI
SEC GAMES: N/A

HOME: 0-4 (.000), 3 BB
ROAD: N/A

CURRENT STREAK: --
SEASON-HIGH STREAK: 1 G (2/16)

- ★ Has appeared in seven games... Has drawn four walks... Walked and scored his first career run last Friday vs. Dayton.
- ★ Appeared at designated hitter twice on opening weekend... Recorded his first hit and RBI on the first pitch he saw against Cal State Fullerton.
- ★ Lettered four years in baseball at St. Joseph Regional (New Jersey).
- ★ Ranked as New Jersey's top third baseman and fourth overall player in the class of 2018 by Perfect Game
- ★ Named a 2018 Rawlings-Perfect Game 3rd Team All-American (Northeast - All Region 1st Team).
- ★ Helped Team USA to a Pan American gold medal... Captain of his team as a junior and senior.

16 ★ Austin Martin, UTL	.481 AVG	1 HR	7 RBI	.582 OBP	.685 SLG
-------------------------	----------	------	-------	----------	----------

LAST 5 GAMES: 5-15 (.333), 6 R, 1 RBI
LAST 10 GAMES: 18-40 (.450), 14 R

NON-CON: 26-54 (.481), 24 R, 11 BB
SEC GAMES: N/A

HOME: 20-44 (.455), 15 R
ROAD: N/A

CURRENT STREAK: 2 G (4-8, 5 R)
SEASON-HIGH STREAK: 10 G (2/15-3/2)

- ★ Nation's No. 47-ranked sophomore (Perfect Game)... SEC's No. 20-ranked prospect for the 2020 MLB Draft (D1Baseball)... First-Team Preseason All-SEC.
- ★ Has recorded a hit in 12 of 13 games and multiple hits in nine games... Reached base five times in Vandy's 24-2 victory against Davidson on Tuesday.
- ★ Ranks second nationally with 26 hits... SEC leader in batting average (.481), hits (26), runs (24) and triples (3).
- ★ Saw his 20-game hit streak (dating to May 17, 2018) and 25-game on-base streak (dating to May 8, 2018) snapped last Saturday vs. Dayton.
- ★ Name NCBWA National Hitter of the Week and SEC Player of the Week after reaching base in 12 of his 16 plate appearances on opening weekend.
- ★ Led all SEC players with a .750 on-base percentage (min. 10 at-bats) and nine runs on opening weekend.
- ★ Named a 2018 Freshman All-American by Baseball America, Collegiate Baseball, NCBWA and Perfect Game... Led Vandy with 20 multi-hit games.
- ★ Recorded a hit in 47 of his 58 games including finishing 2018 on a 10-game hitting streak.
- ★ Led the SEC with 22 stolen bases in 2018... His stolen-base mark was the most for a Vandy freshman since Xavier Turner had as many in 2013.
- ★ Started 58 at six positions in 2018 including center field (13x), first base (13x), left field (12x), third base (9x), designated hitter (9x) and shortstop (2x).
- ★ Was named to the 2018 NCAA Clemson Regional All-Tournament Team after batting .385 (5-for-13) with four runs and six total bases in three games.
- ★ In six NCAA Tournament games (2018), he hit a team-leading .385 (10-for-26) with five runs and three doubles... Batted leadoff in 52 games.

BATTING NOTES CONTINUED

10 ★ Ethan Paul, INF	.439 AVG	1 HR	15 RBI	.469 OBP	.596 SLG
LAST 5 GAMES: 10-19 (.526), 9 RBI	NON-CON: 25-57 (.439), 15 RBI	HOME: 18-44 (.409), 11 RBI	CURRENT STREAK: 16 G (27-65, 18 RBI, 2 HR)		
LAST 10 GAMES: 17-40 (.425), 11 RBI	SEC GAMES: N/A	ROAD: N/A	SEASON-HIGH STREAK: 14 G (2/15-present)		

- ★ Nation's No. 14-ranked senior according to Perfect Game.
- ★ Ranks second in the SEC with 25 hits... Tied for team lead with nine multi-hit games... Only Commodore to record a hit in all 14 games.
- ★ Is in the midst of a 16-game hitting streak (27-for-65) dating to a season ago... Has recorded multiple hits in six of his last eight games.
- ★ Was the only Commodore to produce a multi-hit performance in all three games on opening weekend.
- ★ Started 110 consecutive games at second base (Feb. 22, 2017-present) making his fifth career start and first since 2016 at shortstop on opening day.
- ★ Selected in the 26th round (pick 775) of the 2018 MLB Draft by the Pittsburgh Pirates... Finished second on the team in RBIs (44) and stolen bases (18).
- ★ Led the team in hit by pitches (14) and was third on the squad in home runs (10) in 2018... Helped turn 32 double plays while committing just six errors.
- ★ Named to the 2018 NCAA Clemson Regional All-Tournament Team after batting .333 (3-for-9) with two RBIs and a home run.
- ★ Struck a game-tying two-run homer during the ninth inning of the 2018 NCAA Nashville Super Regional (Game 3) against Mississippi State.
- ★ Produced an eight-game hitting streak from Feb. 23-March 4, 2018, and registered a base knock in 18 of the first 24 games.

2 ★ Harrison Ray, INF	.308 AVG	0 HR	3 RBI	.333 OBP	.385 SLG
LAST 5 GAMES: 8-18 (.444), 5 R	NON-CON: 8-26 (.308), 7 R	HOME: 8-26 (.308), 3 RBI	CURRENT STREAK: 5 G (8-18, 3 RBI)		
LAST 10 GAMES: 8-26 (.308), 7 R	SEC GAMES: N/A	ROAD: N/A	SEASON-HIGH STREAK: 5 G (3/2-present)		

- ★ Has recorded a hit in each of his last five starts while driving in three and scoring five runs in that stretch.
- ★ Made 22 starts in 2018, coming at four different positions including third base (13x), center field (5x), left field (2x) and right field (2x).
- ★ Batted .375 (6-for-16) with six runs in four appearances and three starts during the 2018 NCAA Tournament.
- ★ Paced the Dores with three triples including a one-out three bagger in the eighth inning during Game 2 of the 2018 NCAA Nashville Super Regional.
- ★ Pushed the Dores ahead 8-7 with a two-run double in the seventh inning against South Carolina as part of a four-RBI game on April 29, 2018.
- ★ Recorded a pair of two-hit games at the 2018 Nashville Super Regional and logged at least one hit in all three games.

19 ★ Stephen Scott, UTL	.333 AVG	1 HR	17 RBI	.462 OBP	.510 SLG
LAST 5 GAMES: 5-17 (.294), 6 RBI	NON-CON: 17-51 (.333), 17 RBI	HOME: 12-40 (.300), 11 RBI	CURRENT STREAK: 3 G (5-11, 6 RBI)		
LAST 10 GAMES: 10-36 (.278), 10 RBI	SEC GAMES: N/A	ROAD: N/A	SEASON-HIGH STREAK: 4 G (2/24-3/2)		

- ★ 2019 Collegiate Baseball Preseason All-American... Nation's No. 22-ranked senior (Perfect Game).
- ★ Tied for second on the team with 17 RBIs... In his last three games, has gone 5-for-11 with six RBIs, five runs scored and three walks.
- ★ Posted a team-high three hits, driving in two runs and scoring twice on Friday night against Illinois State.
- ★ Selected in the 31st round of the 2018 MLB Draft by the Miami Marlins... Started 47 games and appeared in 53 matchups in 2018.
- ★ Led Vandy and ranked seventh in the SEC with 15 home runs in 2018... Belted nine homers in his final 14 games including two vs. Tennessee and Clemson.
- ★ Recorded at least one hit in 16 of his final 19 games in 2018, batting .364 (24-for-66) with 21 runs, 20 RBIs, 13 walks and 10 homers during the stretch.
- ★ Named a 2018 Collegiate Baseball National Player of the Week in consecutive weeks on May 14 and May 21.
- ★ Led Vandy with a .601 slugging percentage and was second in total bases (101) and walks (34) in 2018.
- ★ Caught 12 runners stealing in 35 games behind the plate in 2018... Reached base in 16 of his final 17 games and in 26 of his final 29 outings.

8 ★ Isaiah Thomas, OF	.000 AVG	0 HR	0 RBI	.000 OBP	.000 SLG
LAST 5 GAMES: 0-1 (.000)	NON-CON: 0-1 (.000)	HOME: 0-1 (.000)	CURRENT STREAK: --		
LAST 10 GAMES: 0-1 (.000)	SEC GAMES: N/A	ROAD: N/A	SEASON-HIGH STREAK: --		

- ★ Has appeared in three games... Went 0-for-1 as a pinch hitter on Tuesday vs. Davidson... Made his collegiate debut on Feb. 16 vs. Cal State Fullerton.
- ★ Lettered four years in baseball at The Benjamin School (Florida)... Also lettered three years in bowling.
- ★ Ranked as the No. 26 overall outfielder nationally in the class of 2018 by Perfect Game... 2018 Rawlings-Perfect Game 3rd Team All-American.
- ★ Batted .490 with 34 RBIs, eight home runs and 16 stolen bases as a senior.
- ★ His second cousin (dad's side) is five-time NBA Champion and former San Antonio Spurs legend, Tim Duncan.

PITCHING NOTES

43 ★ Austin Becker, RHP

0-0

1 SV

0.00 ERA

OPP. AVG.: .000
WHIP: 0.67

NON-CON: 0-0, 0.00 ERA, 3.0 IP, 8 K
SEC GAMES: N/A

HOME: 0-0, 0.00 ERA, 3.0 IP, 8 K
ROAD: N/A

W/ RUNNERS: 0-3 (.000)
VS. LEADOFF: 0-3 (.000)

- ★ Nation's No. 38-ranked freshman (Perfect Game)... SEC's No. 29-ranked prospect for the 2021 MLB Draft (D1Baseball).
- ★ Made his collegiate debut on Tuesday, striking out eight Davidson batters in 3.0 hitless innings while picking up the save.
- ★ Lettered four years in baseball and two years in basketball at Big Walnut High School (Ohio).
- ★ Ranked as the nation's No. 7 unsigned player according to Baseball America... Named a 2018 Rawlings-Perfect Game 1st Team All-American.
- ★ Ranked as Ohio's top overall player in the class of 2018 by Perfect Game as well as the No. 11 right-handed pitcher nationally by the publication.
- ★ Father Kevin Becker played professional baseball in the Boston Red Sox and Cleveland Indians organization.
- ★ Drafted by the Texas Rangers in the 37th round of the 2018 MLB Draft.

21 ★ Tyler Brown, RHP

0-0

2 SV

1.74 ERA

OPP. AVG.: .211
WHIP: 0.87

NON-CON: 0-0, 1.74 ERA, 10.1 IP, 17 K
SEC GAMES: N/A

HOME: 0-0, 0.00 ERA, 8.2 IP, 16 K
ROAD: N/A

W/ RUNNERS: .273 (6-22)
VS. LEADOFF: .375 (3-8)

- ★ Has not allowed a run in his last five outings (8.2 innings) while striking out 16 including matching a career-high with six on Friday night vs. Illinois State.
- ★ Finished tied for third among Vanderbilt pitchers with 20 appearances in 2018... Posted a 1-5 record and 6.03 ERA in 37.1 innings.
- ★ Struck out at least one batter in 16 outings in 2018 including a season-high six on Feb. 25 against UMass-Lowell and March 18 at Mississippi State.
- ★ Did not permit a walk in 11 appearances and walked one or fewer in 19 of 20 outings... Did not allow a home run over his last 13 outings (22.2 innings).
- ★ Threw 50-plus pitches five times including a season-high 75 against Texas A&M on May 22 at the 2018 SEC Tournament.
- ★ Drafted by the Cincinnati Reds in the 26th round of the 2017 MLB Draft after lettering four years at Olentangy Orange High School (Ohio).

39 ★ Jake Eder, LHP

0-0

2 SV

3.86 ERA

OPP. AVG.: .071
WHIP: 1.07

NON-CON: 0-0, 3.86 ERA, 4.2 IP, 8 K, 2 SV
SEC GAMES: N/A

HOME: 0-0, 4.91 ERA, 3.2 IP, 2 SV
ROAD: N/A

W/ RUNNERS: .000 (0-4)
VS. LEADOFF: .000 (0-5)

- ★ Nation's No. 38-ranked sophomore (Perfect Game)... SEC's No. 21-ranked prospect for the 2020 MLB Draft (D1Baseball).
- ★ Has not allowed a run in four of five outings... Has allowed just one hit (single) in 4.2 innings... Fanned the side in a clean inning on Feb. 24 vs. Pepperdine.
- ★ Picked up his first collegiate save, striking out two in the ninth inning to lock up Vanderbilt's 5-4 win against Evansville on Feb. 20.
- ★ Made nine starts and 11 overall appearances, going 1-4 with a 5.45 ERA as a freshman in 2018.
- ★ Picked up his first collegiate win during his debut on Feb. 21, 2018, limiting Presbyterian to one hit in four scoreless innings while striking out four.
- ★ Held opponents to three runs or fewer in seven of his nine starts in 2018... Struck out 37 batters across 33 innings.
- ★ Drafted by the New York Mets in the 34th round of the 2017 MLB Draft after lettering three years at Delray Beach Atlantic High School (Florida).

66 ★ Drake Fellows, RHP

3-0

0 SV

5.32 ERA

OPP. AVG.: .250
WHIP: 1.59

NON-CON: 3-0, 5.32 ERA, 22.0 IP, 36 K
SEC GAMES: N/A

HOME: 3-0, 4.00 ERA, 18.0 IP, 31 K
ROAD: N/A

W/ RUNNERS: .154 (8-52)
VS. LEADOFF: .591 (13-22)

- ★ 2019 Collegiate Baseball Preseason All-American... 2019 Perfect Game Preseason All-American.
- ★ Nation's No. 39-ranked junior (Perfect Game)... SEC's No. 27-ranked prospect for the 2019 MLB Draft (D1Baseball).
- ★ Named D1Baseball.com's No. 94 ranked collegiate prospect for the 2019 MLB Draft.
- ★ Has fanned nine-plus batters in his last three starts... Team leader with 22.0 innings pitched and 36 strikeouts.
- ★ Set a new career high with 13 strikeouts last Friday vs. Dayton... 13 punch outs were the most for a Vandy pitcher since Kyle Wright on May 6, 2017.
- ★ Friday night starter who posted a 7-4 record and 3.92 ERA in 2018... Led the Commodores with 107 strikeouts (46th nationally) in 96.1 innings.
- ★ Struck out six-or-more batters in 11 of 16 starts in 2018... Allowed just 12 extra-base hits in his last 76.2 innings.
- ★ Became the first sophomore since 2012 to start on Opening Day, doing so in 2018... Tossed five-plus innings in 14 of his 16 starts.

32 ★ Hugh Fisher, LHP

1-0

0 SV

1.59 ERA

OPP. AVG.: .346
WHIP: 2.47

NON-CON: 1-0, 1.59 ERA, 5.2 IP, 9 K
SEC GAMES: N/A

HOME: 1-0, 1.69 ERA, 5.1 IP, 8 K
ROAD: N/A

W/ RUNNERS: .353 (6-17)
VS. LEADOFF: .200 (1-5)

- ★ Nation's No. 17-ranked sophomore (Perfect Game)... SEC's No. 27-ranked prospect for the 2020 MLB Draft (D1Baseball).
- ★ Has allowed just one run in 5.2 innings... Held Austin Peay scoreless in 2.1 innings on Feb. 27.
- ★ Secured his third career win and first of the season, holding Evansville off the scoreboard while striking out four in 2.1 innings on Feb. 20.
- ★ Made eight relief appearances, posting a 1.94 ERA in 2018... Limited opponents to a .194 batting average in 9.1 innings while striking out eight.
- ★ Did not allow an earned run in his first seven outings... Picked up a win in each of his last two appearances.
- ★ Named a Rawlings-Perfect Game Second-Team All-American as a senior at Briarcrest Christian High School (Eads, Tenn.)

PITCHING NOTES CONTINUED

49 ★ AJ Franklin, LHP

0-0

0 SV

14.73 ERA

OPP. AVG.: .200
WHIP: 2.73

NON-CON: 0-0, 14.73 ERA, 3.2 IP, 7 K
SEC GAMES: N/A

HOME: 0-0, 0.00 ERA, 2.2 IP, 6 K
ROAD: N/A

W/ RUNNERS: .125 (1-8)
VS. LEADOFF: .333 (1-3)

- ★ Has struck out six in his last three outings (2.2 innings) while permitting just one hit.
- ★ Allowed six runs, including two home runs, while walking three in one inning against Cal State Fullerton on opening weekend.
- ★ Made three appearances during his first campaign on the mound in 2018, holding opponents hitless in 2.2 innings.
- ★ Missed the 2017 season with a knee injury after redshirting in 2016.

35 ★ Jackson Gillis, LHP

1-1

0 SV

7.71 ERA

OPP. AVG.: .125
WHIP: 1.71

NON-CON: 1-1, 7.71 ERA, 2.1 IP, 3 K
SEC GAMES: N/A

HOME: 1-1, 7.71 ERA, 2.1 IP, 3 K
ROAD: N/A

W/ RUNNERS: 0-6 (.000)
VS. LEADOFF: 1-2 (.500)

- ★ Picked up the win on Wednesday, tossing two scoreless relief innings vs. ETSU... Saddled with the loss in his season debut on Feb. 27 vs. Austin Peay.
- ★ Posted a 4-1 record and 4.81 ERA across 20 appearances including one start in 2018... Struck out 39 batters while tossing 28.2 innings and walking nine.
- ★ First Commodore in the Tim Corbin era (2003-present) to record a win and save on the same day, coming in DH action vs. Ole Miss (April 15, 2018).
- ★ Tossed multiple innings in eight of 20 outings including three scoreless frames against Mississippi State (June 9) at the 2018 Nashville Super Regional.
- ★ Struck out multiple batters 13 times including over his first eight appearances of 2018... Did not permit a walk in 10 of his final 13 appearances.

55 ★ Joe Gobillot, LHP

0-0

0 SV

0.00 ERA

OPP. AVG.: N/A
WHIP: N/A

NON-CON: N/A
SEC GAMES: N/A

HOME: N/A
ROAD: N/A

W/ RUNNERS: N/A
VS. LEADOFF: N/A

- ★ Did not compete during his inaugural season (2018) while recovering from injury.
- ★ Lettered four years in baseball at St. John's School (Texas)... Named Rawlings-Perfect Game Honorable Mention All-American as a senior.
- ★ High school team captain as a junior and senior... Rawlings-Perfect Game Underclass First-Team honoree as a junior.

44 ★ Mason Hickman, RHP

0-0

2 SV

3.21 ERA

OPP. AVG.: .235
WHIP: 1.14

NON-CON: 0-0, 3.21 ERA, 14.0 IP, 17 K
SEC GAMES: N/A

HOME: 0-0, 1.80 ERA, 10.0 IP, 13 K
ROAD: N/A

W/ RUNNERS: .136 (3-22)
VS. LEADOFF: .357 (5-14)

- ★ Has not allowed a run in his last three outings (seven innings) while striking out nine... Tied for the team lead with two saves.
- ★ Secured his first collegiate save on Feb. 24 vs. Pepperdine... Allowed one hit in a scoreless inning of relief on Feb. 27 vs. Austin Peay.
- ★ Sunday starter who was named a Freshman All-American by Collegiate Baseball in 2018... Tied for third nationally among freshmen with eight victories.
- ★ Was one of three SEC freshmen to post a shutout in 2018, doing so with a seven-inning complete game victory against LSU on March 25.
- ★ During senior season at Pope John Paul II High School (Hendersonville, Tenn.) was named All-State, All-Region, and Tennessee Mr. Baseball Finalist.

45 ★ Chance Huff, RHP

2-0

0 SV

5.87 ERA

OPP. AVG.: .220
WHIP: 1.57

NON-CON: 2-0, 5.87 ERA, 15.1 IP, 19 K
SEC GAMES: N/A

HOME: 1-0, 4.40 ERA, 14.1 IP, 17 K
ROAD: N/A

W/ RUNNERS: .250 (7-28)
VS. LEADOFF: .250 (4-16)

- ★ Nation's No. 37-ranked freshman according to Perfect Game.
- ★ Has fanned five-plus batters in each of his three starts including a career-high seven in six innings while picking up the win last Tuesday vs. Davidson.
- ★ Picked up the win on opening day vs. Virginia, permitting three runs and two hits while walking two and striking out two (threw 33 pitches).
- ★ Lettered four years in baseball at Niceville High School (Florida)... Named 2018 Rawlings-Perfect Game Honorable Mention All-American.
- ★ Ranked as Florida's No. 18 right-handed pitcher and No. 46 overall player in the class of 2018 by Perfect Game.
- ★ Tossed a no-hitter while striking out 12 batters against South Walton as a senior... Team-high 74 strikeouts in 48 innings with a 1.90 ERA as a junior.
- ★ Named among Top 45 pitchers headed to college per Baseball America... Served as team captain his senior year.

33 ★ Erik Kaiser, RHP

0-0

0 SV

12.00 ERA

OPP. AVG.: .308
WHIP: 1.67

NON-CON: 0-0, 12.00 ERA, 3.0 IP, 4 K
SEC GAMES: N/A

HOME: 0-0, 12.00 ERA, 3.0 IP, 4 K
ROAD: N/A

W/ RUNNERS: 3-5 (.600)
VS. LEADOFF: 2-4 (.500)

- ★ Made his first collegiate start Wednesday vs. ETSU, allowing four runs on four hits while striking out four.
- ★ Made two scoreless appearances during his freshman campaign in 2018... Struck out one and did not allow a base runner at Long Beach St. (March 7).
- ★ Lettered three years in baseball and played varsity basketball at Waterloo High School (Illinois).
- ★ Named Rawlings-Perfect Game Honorable Mention and All-USA Today Second-Team All-State as a senior.

PITCHING NOTES CONTINUED

34 ★ Zach King, LHP		0-0	1 SV	3.00 ERA
OPP. AVG.: .238 WHIP: 1.42	NON-CON: 0-0, 3.00 ERA, 1 SV, 12.0 IP SEC GAMES: N/A	HOME: 0-0, 3.38 ERA, 8.0 IP, 12 K ROAD: N/A	W/ RUNNERS: .222 (4-18) VS. LEADOFF: .385 (5-13)	

- ★ SEC's No. 19-ranked prospect for the 2019 MLB Draft.
- ★ Led Vanderbilt to victory, tossing 4.1 scoreless innings while striking out a career-best seven last Saturday against Dayton.
- ★ Limited Virginia to four hits and one run while striking out four in four innings of work against Virginia on opening day.
- ★ Posted a 1-4 record alongside a 3.46 ERA in 21 appearances and three starts in 2018... His 21 appearances were tied with Reid Schaller for the team lead.
- ★ Limited opponents to a .237 average while leading all Vandy relievers with 51 strikeouts and 52.0 innings pitched in 2018.
- ★ Held opponents to nine extra-base hits including just one home run while adding three saves in 2018... Struck out three or more batters 12 times.
- ★ Did not allow an earned run in four of his final six appearances in 2018, posting a 2.28 ERA over 19.2 innings.
- ★ Did not permit an earned run in 10 appearances of 2018, all coming in his final 17 outings... Held foes to one walk or fewer in 16 of his 21 appearances.

29 ★ Patrick Raby, RHP		2-0	0 SV	0.57 ERA
OPP. AVG.: .151 WHIP: 1.09	NON-CON: 2-0, 0.57 ERA, 1 ER, 15 K SEC GAMES: N/A	HOME: 1-0, 0.00 ERA, 10.0 IP, 13 K ROAD: N/A	W/ RUNNERS: .158 (3-19) VS. LEADOFF: .250 (4-16)	

- ★ Nation's No. 14-ranked senior according to Perfect Game.
- ★ With his next win, will tie Jim Gibbs (1981-84) for third in program history with his 25th career victory.
- ★ Moved into a tie for fourth in program history by picking up his 24th career victory last Saturday vs. Dayton.
- ★ In three starts, has held No. 25 Cal State Fullerton, Pepperdine and Dayton to a .151 batting average in 15.2 innings.
- ★ Recorded his 200th career strikeout in his hometown of Knoxville on May 12, 2018, at Tennessee while limiting the Volunteers to two runs.
- ★ Struck out four-or-more batters on eight occasions in 2018... Held opponents to a .230 batting average (29-for-126) with runners on base.
- ★ Fanned a season-high eight batters without allowing an earned run in five innings of three-hit ball against TCU on March 11, 2018.
- ★ Former Collegiate Baseball Freshman All-American (2016)... Three-time All-American at Knoxville Farragut High School.

50 ★ Kumar Rocker, RHP		1-1	0 SV	9.64 ERA
OPP. AVG.: .333 WHIP: 2.36	NON-CON: 1-1, 9.64 ERA, 4.2 IP, 7 K SEC GAMES: N/A	HOME: 1-0, 0.00 ERA, 3.1 IP, 6 K ROAD: N/A	W/ RUNNERS: .286 (4-14) VS. LEADOFF: .400 (2-5)	

- ★ Nation's top-ranked freshman (Perfect Game)... SEC's No. 3-ranked prospect for the 2021 MLB Draft (D1Baseball).
- ★ Second-highest rated high school right-handed pitcher in the 2018 MLB Draft by MLB.com.
- ★ Has not allowed a run over his last two appearances (3.1 innings), striking out six.
- ★ Struck out five Pepperdine batters on Feb. 23 while picking up his first collegiate victory alongside three scoreless innings.
- ★ Allowed five hits and five runs against TCU in his first collegiate start (1.1 innings) on opening weekend.
- ★ Struck out eight consecutive Oklahoma State batters on Oct. 20 (fall exhibition) as part of three hitless innings.
- ★ Tabbed the nation's third-ranked right-handed pitcher and eight-best overall player in the 2018 class by Perfect Game.
- ★ Honored as the 2017-18 Gatorade Georgia Baseball Player of the Year... Tabbed an Under Armour All-American.
- ★ Lettered four years in baseball and two years in football at North Oconee High School (Athens, Ga.).
- ★ Father, Tracy, played college football at Auburn and was the first SEC player to win both the Lombardi Award and the Outland Trophy.

27 ★ Ethan Smith, RHP		2-0	0 SV	3.72 ERA
OPP. AVG.: .147 WHIP: 1.34	NON-CON: 2-0, 3.72 ERA, 9.2 IP, 14 K SEC GAMES: N/A	HOME: 2-0, 2.35 ERA, 7.2 IP, 13 K ROAD: N/A	W/ RUNNERS: .133 (2-15) VS. LEADOFF: .300 (3-10)	

- ★ Has not allowed a run in his last two appearances (6.1 innings) while fanning a combined nine.
- ★ Struck out five batters in 3.2 scoreless innings, permitting just one hit, while securing his second victory last Saturday against Dayton.
- ★ Secured his first collegiate victory, holding Southeast Missouri scoreless in 2.2 relief innings while striking out four on Feb. 26.
- ★ Struck out four Evansville batters in 1.1 relief innings while allowing two hits, two runs and two walks on Feb. 20.
- ★ Permitted two runs and one hit while striking out one and walking another in his collegiate debut on opening weekend against Cal State Fullerton.
- ★ Recognized as Tennessee's top right-handed pitcher and the state's third-best overall player in the class of 2018 by Perfect Game.
- ★ Threw the first perfect game in the history of the Perfect Game Tournament in Jupiter, Fla.... 2018 Rawlings-Perfect Game First-Team All-American.
- ★ Led Mt. Juliet (Tenn.) High School to the 2016 and 2018 District 9-AAA title... Captain of the team as a junior and a senior.
- ★ Brother, Brandon, played baseball at Tennessee Tech; brother Austin, played at Columbia State CC and other brother, Jonathan played at Tufts University.

2019 REGULAR SEASON DAY-BY-DAY

GM#	DATE	D/N	OPPONENT	SCORE	REC.	SEC REC.	GA/GB	PITCHER OF RECORD	ATTEND.	TIME
1	2/15	N	Virginia#	W, 15-9	1-0	0-0	--	Chance Huff (1-0)	1,747	4:04
2	2/16	D	Cal State Fullerton#	W, 14-9	2-0	0-0	--	Patrick Raby (1-0)	2,176	3:26
3	2/17	D	TCU#	L, 10-2	2-1	0-0	--	Kumar Rocker (0-1)	1,738	3:11
4	2/20	D	EVANSVILLE	W, 5-4	3-1	0-0	--	Hugh Fisher (1-0)	2,665	3:32
5	2/24	D	PEPPERDINE	W, 6-3	4-1	0-0	--	Drake Fellows (1-0)	2,837	2:56
6	2/24	D	PEPPERDINE	W, 6-2	5-1	0-0	--	Kumar Rocker (1-1)	--	2:49
8	2/26	D	SE MISSOURI ST.	W, 11-3	6-1	0-0	--	Ethan Smith (1-0)	2,700	3:20
9	2/27	D	AUSTIN PEAY	L, 7-6 (10)	6-2	0-0	--	Jackson Gillis (0-1)	2726	4:32
10	3/1	D	DAYTON	W, 11-3	7-2	0-0	--	Drake Fellows (2-0)	2,745	3:30
11	3/2	D	DAYTON	W, 5-1	8-2	0-0	--	Patrick Raby (2-0)	2,819	2:54
12	3/2	D	DAYTON	W, 2-0	9-2	0-0	--	Ethan Smith (2-0)	--	2:30
13	3/5	D	DAVIDSON	W, 24-2	10-2	0-0	--	Chance Huff (2-0)	2,776	3:26
14	3/6	D	ETSU	W, 12-4	11-2	0-0	--	Jackson Gillis (1-1)	2,665	2:58
15	3/8	D	ILLINOIS ST.	W, 10-4	12-2	0-0	--	Drake Fellows (3-0)	2,694	3:16
16	3/9	D	ILLINOIS ST.							
17	3/10	D	ILLINOIS ST.							
18	3/12	N	SAMFORD							
19	3/15	N	at Texas A&M*							
20	3/16	D	at Texas A&M*							
21	3/17	D	at Texas A&M*							
22	3/19	N	vs. Belmont^							
23	3/21	N	FLORIDA*							
24	3/22	N	FLORIDA*							
25	3/23	D	FLORIDA*							
26	3/26	N	vs. Lipscomb^							
27	3/29	N	TENNESSEE*							
28	3/30	N	TENNESSEE*							
29	3/31	D	TENNESSEE*							
30	4/2	N	WESTERN KY.							
31	4/5	N	at Georgia*							
32	4/6	D	at Georgia*							
33	4/7	D	at Georgia*							
34	4/9	N	at MTSU							
35	4/12	N	ARKANSAS*							
36	4/13	N	ARKANSAS*							
37	4/14	D	ARKANSAS*							
38	4/16	N	INDIANA ST.							
39	4/19	N	at Alabama*							
40	4/20	N	at Alabama*							
41	4/21	D	at Alabama*							
42	4/25	N	AUBURN*							
43	4/26	N	AUBURN*							
44	4/27	D	AUBURN*							
45	4/30	N	TENNESSEE TECH							
46	5/3	N	at South Carolina*							
47	5/4	N	at South Carolina*							
48	5/5	D	at South Carolina*							
49	5/7	N	at Louisville							
50	5/10	N	MISSOURI*							
51	5/11	D	MISSOURI*							
52	5/12	D	MISSOURI*							
53	5/14	N	MTSU							
54	5/16	N	at Kentucky*							
55	5/17	N	at Kentucky*							
56	5/18	D	at Kentucky*							

#Salt River Fields (Talking Stick, Ariz.)

^ First Tennessee Park (Nashville, Tenn.)

BOLD = Home Game (Hawkins Field)

* SEC Game

SEASON HIGHS AND LOWS

TEAM BATTING

Most runs, game _____ 24, vs. Davidson (3/5/19)
 Most runs, inning _____ 13, 3rd inn., vs. Davidson (3/5/19)
 Most hits, game _____ 17, vs. Virginia (2/15/19)
 Most hits, inning _____ 8, 3rd inn., vs. Davidson (3/5/19)
 Fewest hits, game _____ 6, vs. Dayton (3/4/19)
 Most doubles, game _____ 6, vs. Davidson (3/5/19)
 Most triples, game _____ 2, vs. Virginia (2/15/19)
 Most home runs, game _____ 2, 2x, last vs. SEMO (2/26/19)
 Most home runs, inning _____ 1, 12x, last vs. ETSU (3/6/19)
 Most extra-base hits _____ 7, 2x, last vs. Davidson (3/5/19)
 Most stolen bases, game _____ 4, vs. Dayton (3/1/19)
 Most walks, game _____ 17, vs. Davidson (3/5/19)
 Most strikeouts, game _____ 13, 2x, last vs. Austin Peay (2/27/19)
 Most hit by pitch, game _____ 3, vs. Dayton (3/1/19)
 Most left on base _____ 14, vs. Evansville (2/20/19)

INDIVIDUAL BATTING

Most hits _____ 4, 4x, last Austin Martin vs. Austin Peay (2/27/19)
 Most runs _____ 4, Austin Martin, 2x, last vs. CS Fullerton (2/16/19)
 Most doubles _____ 2, 2x, last Ethan Paul vs. Davidson (3/5/19)
 Most triples _____ 1, 8x, last vs. Pat DeMarco vs. Illinois State (3/8/19)
 Most home runs _____ 1, 12x, last JJ Bleday vs. ETSU (3/6/19)
 Most extra-base hits _____ 2, 8x, last Pat DeMarco vs. Illinois State (3/8/19)
 Most total bases _____ 7, 4x
 Most RBIs _____ 7, Pat DeMarco vs. Davidson (3/5/19)
 Most stolen bases _____ 2, vs. Illinois State (3/8/19)
 Most walks _____ 3, 2x, last JJ Bleday vs. Pepperdine (2/24/19)
 Most strikeouts _____ 3, 5x, last Jayson Gonzalez vs. Austin Peay (2/27/19)
 Longest hitting streak _____ 14 games, Ethan Paul (2/15-present)

TEAM PITCHING

Most walks _____ 12, vs. Austin Peay (2/27/19)
 Fewest walks _____ 1, vs. Pepperdine (2/24/19)
 Most runs allowed, game _____ 10, vs. TCU (2/17/19)
 Most runs allowed, inning _____ 6, 7th inn., vs. CS Fullerton (2/16/19)
 Most hits allowed, game _____ 13, vs. TCU (2/17/19)
 Most hits allowed, inning _____ 4, 1st inn., vs. TCU (2/17/19)
 Fewest hits allowed, game _____ 4, 3x, last vs. Dayton (3/4/19)
 Most home runs allowed, game _____ 2, vs. CS Fullerton (2/16/19)
 Most consecutive scoreless inn. _____ 14, 8th - Dayton-3rd - Davidson (3/2-3/5)

INDIVIDUAL PITCHING

Most innings pitched, starter _____ 6.0, 5x, last Drake Fellows vs. Illinois St. (3/8/19)
 Fewest innings pitched, starter _____ 1.1, Kumar Rocker vs. TCU (2/17/19)
 Most innings pitched, reliever _____ 4.0, 2x, last Mason Hickman vs. TCU (2/17/19)
 Most strikeouts, starter _____ 13, Drake Fellows vs. Dayton (3/1/19)
 Most strikeouts, reliever _____ 8, Austin Becker vs. Davidson (3/5/19)
 Most walks allowed _____ 4, 2x, last Drake Fellows vs. Illinois St. (3/8/19)
 Most runs allowed _____ 6, AJ Franklin vs. CS Fullerton (2/16/19)
 Most earned runs allowed _____ 6, AJ Franklin vs. CS Fullerton (2/16/19)
 Most hits allowed _____ 6, 2x, last Drake Fellows vs. Illinois St. (3/8/19)
 Fewest hits allowed, CG _____
 Most home runs allowed _____ 2, AJ Franklin vs. CS Fullerton (2/16/19)
 Most pitches thrown _____ 110, Drake Fellows vs. Dayton (3/1/19)

MISCELLANEOUS TEAM

Longest winning streak _____ 6 games, 3/1/19-present
 Longest losing streak _____ 1 game, 2x, last 2/27
 Most games over .500 _____ 10 games, present
 Most games under .500 _____
 Longest game, innings _____ 10 inn., vs. Austin Peay (2/27/19)
 Longest game, time _____ 4:32, vs. Austin Peay (2/27/19)
 Shortest game, time _____ 2:30 vs. Dayton (3/4/19)
 Largest crowd, Hawkins Field _____ 2,837 vs. Pepperdine (2/24/19)
 Smallest crowd, Hawkins Field _____ 2,665, 2x, last vs. ETSU (3/6/19)
 Largest crowd, road _____ 2,176 vs. Cal State Fullerton (2/16/19)
 Smallest crowd, road _____ 1,738 vs. TCU (2/17/19)
 Largest winning margin _____ 22 runs, vs. Davidson (3/5/19)
 Largest losing margin _____ 8 runs, vs. TCU (2/17/19)
 Largest deficit overcome to win _____ 4 runs, vs. vs. Illinois St. (3/8/19)
 Largest lead relinquished to lose _____ 5 runs, vs. Austin Peay (2/27/19)
 Most double plays turned _____ 1, 6x, last vs. Illinois St. (3/8/19)
 Most double plays turned by opponent _____ 2, 2x, last vs. vs. Dayton (3/4/19)
 Most errors _____ 2, vs. Pepperdine (2/24/19)
 Most errors by an opponent _____ 5, vs. Davidson (3/5/19)
 Most stolen bases by an opponent _____ 3, vs. ETSU (3/6/19)

LAST HOME RUN

MULTI-HIT GAMES

MULTI-RBI GAMES

PLAYER	DATE, OPP.	AB SINCE	2H	3H	4H	5H	TOTAL	2RBI	3RBI	4RBI	5+RBI	TOTAL
Bleday	3/6/19 vs. ETSU	7	5	3	--	--	8	5	1	--	--	6
Clarke	2/24/19 vs. Pepperdine	32	4	--	--	--	4	3	1	--	1	5
Davis	--	--	5	--	1	--	6	2	1	--	--	3
DeMarco	3/5/19 vs. Davidson	10	2	--	--	--	2	--	--	--	1	1
Duvall	5/5/18 at Auburn	34	1	--	--	--	1	--	--	--	--	--
Fentress	--	--	--	--	--	--	--	--	--	--	--	--
Gonzalez	2/20/19 vs. Evansville	17	4	--	--	--	4	2	--	--	--	2
Grisanti	2/27/18 vs. Austin Peay	39	1	--	1	--	2	1	1	--	--	2
Hayes	--	--	--	--	--	--	--	--	--	--	--	--
Hogan	--	--	--	--	--	--	--	--	--	--	--	--
Infante	6/3/18 at Clemson	20	--	--	--	--	--	--	--	--	--	--
Keegan	--	--	--	--	--	--	--	--	--	--	--	--
Kolwyck	--	--	--	--	--	--	--	--	--	--	--	--
Malcolm	--	--	--	--	--	--	--	--	--	--	--	--
Malloy	--	--	--	--	--	--	--	--	--	--	--	--
Martin	2/26/19 vs. SEMO	30	6	1	2	--	9	2	--	--	--	2
McMillan	--	--	--	--	--	--	--	--	--	--	--	--
Paul	2/15/19 vs. Virginia	57	7	2	--	--	9	--	2	--	1	3
Ray	6/3/18 at Clemson	40	3	--	--	--	3	1	--	--	--	1
Scott	2/27/19 vs. Austin Peay	26	4	1	--	--	5	2	3	--	--	5

BREAKDOWNS

RUNS BY INNING	1	2	3	4	5	6	7	8	9	10+	TOTAL
VANDERBILT	26	14	30	17	13	7	10	11	0	1	129
OPPONENTS	9	6	6	8	8	7	9	1	5	2	61

PITCHING BREAKDOWN	W-L-S	ERA	IP	H	R	ER	BB	SO	HR
STARTERS	6-1	4.62	64.1	55	35	33	31	85	3
RELIEVERS	6-1-8	3.79	61.2	47	26	26	32	95	3

CATCHING BREAKDOWN	CS	SBA	CS%	PB	PICKOFFS
PHILIP CLARKE	4	8	33.3	2	0
TY DUVAL	2	2	50.0	1	0
DOMINIC KEEGAN	0	0	0.0	0	0
STEPHEN SCOTT	0	3	0.0	0	0

STARTS BY BATTING ORDER (TOTAL, W-L)

1st: Davis (13, 11-2), Grisanti (1, 1-0)
2nd: Martin (13, 11-2), Ray (1, 1-0)
3rd: Bleday (14, 12-2)
4th: Scott (12, 11-1), Clarke (2, 1-1)
5th: Clarke (10, 9-1), Scott (2, 1-1), DeMarco (2, 2-0)
6th: DeMarco (12, 10-2), Clarke (2, 2-0)
7th: Paul (14, 12-2)
8th: Duvall (4, 3-1), Infante (3, 3-0), Fellows (1, 1-0), Raby (4, 3-1), Gonzalez (2, 2-0)
9th: Gonzalez (6, 4-2), Fellows (1, 1-0), Ray (6, 6-0), Raby (1, 1-0)

STARTS BY POSITION (TOTAL, W-L)

C: Clarke (9, 8-1), Duvall (4, 3-1), Scott (1, 1-0)
1B: Infante (3, 3-0), Scott (11, 9-2)
2B: Martin (13, 11-2), Ray (1, 1-0)
3B: Gonzalez (8, 6-2), Ray (6, 6-0)
SS: Paul (14, 12-2)
LF: Davis (12, 10-2), Scott (1, 1-0), Grisanti (1, 1-0)
CF: DeMarco (14, 12-2)
RF: Bleday (14, 12-2)
DH: Clarke (5, 4-1), Davis (1, 1-0), Fellows (2, 2-0), Raby (5, 4-1), Scott (1, 1-0)

HOME RUN NOTES

HOMERS AT HOME: 9
HOMERS ON THE ROAD: 0

SOLO HOMERS: 8
2-RUN HOMERS: 1

3-RUN HOMERS: 1
GRAND SLAMS: 2

2-HOME RUN GAMES BY VANDERBILT (0 IN 2019)

Last: Stephen Scott (2), Philip Clarke (2), Connor Kaiser (3), 6/3/18 at Clemson

3-HOME RUN GAMES BY VANDERBILT (0 IN 2019)

Last: Connor Kaiser, 6/3/18 at Clemson

PINCH-HIT HOME RUNS BY VANDERBILT (0 IN 2019)

Last: Stephen Scott, 5/1/18 vs. Louisville

GRAND SLAMS BY VANDERBILT (2 IN 2019)

Last: Pat DeMarco, 3/5/19 vs. Davidson

FIRST-INNING LEADOFF HOME RUNS BY VANDERBILT (0 IN 2019)

Last: Austin Martin, 2/18/18 vs. Duke

WALK-OFF HOME RUNS (0 IN 2019)

Last: JJ Bleday, 6/9/18 vs. Mississippi State, 11th inning

INSIDE-THE-PARK HOME RUNS BY VANDERBILT (0 IN 2019)

Last: Will Toffey, 3/22/17 vs. Belmont

BACK-TO-BACK HOME RUNS BY VANDERBILT (0 IN 2019)

Last: Julian Infante, Harrison Ray, 6/3/18 vs. Clemson, 8th inning

CAREER HIGHS

43 ★ Austin Becker

Innings Pitched: 3.0, vs. Davidson (3/5/19)
Strikeouts: 8, vs. Davidson (3/5/19)
Hits Allowed: None
Walks Allowed: 2, vs. Davidson (3/5/19)
Runs Allowed: None

51 ★ JJ Bleday

Hits: 3, 8x, last vs. ETSU (3/6/19)
Runs: 3, 3x, last vs. ETSU (3/6/19)
RBI: 3, 3x, last vs. Davidson (3/5/19)
Walks: 5, vs. Middle Tennessee (5/15/18)
HRs: 1, 20x, last vs. ETSU (3/6/19)
Strikeouts: 3, vs. Virginia (2/15/19)
Stolen Bases: 1, 2x, last vs. Clemson (6/2/18)

21 ★ Tyler Brown

Innings Pitched: 5.0, vs. Texas A&M (5/22/18)
Strikeouts: 6, 3x, last vs. Illinois St. (3/8/19)
Hits Allowed: 6, at Florida (3/31/18)
Walks Allowed: 3, vs. Mississippi St. (6/10/18)
Runs Allowed: 6, at Florida (3/31/18)

5 ★ Philip Clarke

Hits: 3, 5x, last at Clemson (6/3/18)
Runs: 3, vs. Davidson (3/5/19)
RBI: 5, vs. Cal State Fullerton (2/16/19)
Walks: 4, vs. UMass-Lowell (2/23/18)
HRs: 2, vs. Clemson (6/3/18)
Strikeouts: 2, 9x, last vs. Davidson (3/5/19)
Stolen Bases: 2, vs. UMass-Lowell (2/25/18)

3 ★ Cooper Davis

Hits: 4, vs. SEMO (2/26/19)
Runs: 3, vs. Virginia (2/15/19)
RBI: 3, vs. Dayton (3/1/19)
Walks: 2, 2x, last vs. Austin Peay (2/27/19)
HRs: None
Strikeouts: 1, 6x, last vs. Illinois St. (3/8/19)
Stolen Bases: 1, 4x, last vs. Dayton (3/1/19)

18 ★ Pat DeMarco

Hits: 3, 5x, last vs. Mississippi St. (6/8/18)
Runs: 3, 2x, last vs. Davidson (3/5/19)
RBI: 7, vs. Davidson (3/5/19)
Walks: 2, 3x, last vs. Mississippi St. (6/10/18)
HRs: 1, 12x, last vs. Davidson (3/5/19)
Strikeouts: 3, 3x, last vs. Virginia (2/15/19)
Stolen Bases: 2, 2x, last at Tenn. (5/11/18)

20 ★ Ty Duvall

Hits: 3, vs. Western Kentucky (3/14/17)
Runs: 3, vs. Middle Tennessee (5/15/18)
RBI: 4, vs. Ole Miss (3/15/18)
Walks: 3, vs. Middle Tennessee (5/15/18)
HRs: 1, 3x, last at Auburn (5/5/18)
Strikeouts: 3, at Auburn (5/4/18)
Stolen Bases: 1, at Missouri (4/21/18)

39 ★ Jake Eder

Innings Pitched: 5.0, 3x, last at MTSU (4/3/18)
Strikeouts: 7, at Long Beach State (3/7/18)
Hits Allowed: 6, 2x, last at MTSU (4/3/18)
Walks Allowed: 5, vs. Louisville (5/1/18)
Runs Allowed: 5, vs. Louisville (5/1/18)

66 ★ Drake Fellows

Innings Pitched: 8.0, vs. Saint Mary's (3/12/17)
Strikeouts: 13, vs. Dayton (3/1/19)
Hits Allowed: 8, 2x, last vs. Ole Miss (4/13/18)
Walks Allowed: 5, 2x, last vs. Ole Miss (4/13/18)
Runs Allowed: 7, 2x, last vs. Miss. St. (6/8/18)

13 ★ Kiambu Fentress

Hits: 1, at Middle Tennessee (4/18/17)
Runs: 1, 2x, last vs. UMass-Lowell (2/23/18)
RBI: 1, vs. Austin Peay (2/27/18)
Walks: None
HRs: None
Strikeouts: 1, 3x, last vs. Davidson (3/5/19)
Stolen Bases: None

32 ★ Hugh Fisher

Innings Pitched: 2.1, 2x, last vs. APSU (2/27/19)
Strikeouts: 4, 2x, last vs. APSU (2/27/19)
Hits Allowed: 3, 2x, last vs. APSU (2/27/19)
Walks Allowed: 2, 3x, last vs. Dayton (3/2/19)
Runs Allowed: 3, vs. Ole Miss (4/15/18)

49 ★ AJ Franklin

Innings Pitched: 1.0, 5x, last vs. ETSU (3/6/19)
Strikeouts: 3, vs. SEMO (2/26/19)
Hits Allowed: 2, vs. Cal St. Fullerton (2/16/19)
Walks Allowed: 3, vs. CS Fullerton (2/16/19)
Runs Allowed: 6, vs. Cal St. Fullerton (2/16/19)

35 ★ Jackson Gillis

Innings Pitched: 3.2, vs. Duke (2/16/18)
Strikeouts: 5, vs. UMass-Lowell (2/24/18)
Hits Allowed: 4, vs. TCU (3/11/18)
Walks Allowed: 4, vs. Texas A&M (3/25/17)
Runs Allowed: 4, 2x, last at Tennessee (5/13/18)

55 ★ Joe Gobillot

Innings Pitched: None
Strikeouts: None
Hits Allowed: None
Walks Allowed: None
Runs Allowed: None

99 ★ Jayson Gonzalez

Hits: 4, 2x, last vs. Austin Peay (2/27/18)
Runs: 3, vs. Middle Tennessee (5/15/18)
RBI: 5, vs. UMass-Lowell (2/24/18)
Walks: 2, vs. Evansville (2/20/19)
HRs: 2, vs. UMass-Lowell (2/24/18)
Strikeouts: 3, 5x, last at Tennessee (5/12/18)
Stolen Bases: 1, 2x, last vs. Illinois St. (3/8/19)

17 ★ Walker Grisanti

Hits: 4, vs. ETSU (3/6/19)
Runs: 3, vs. Xavier (3/12/16)
RBI: 3, 3x, last vs. ETSU (3/6/19)
Walks: 3, at UCLA (3/9/18)
HRs: 1, 2x, last vs. Austin Peay (2/27/18)
Strikeouts: 3, 4x, last vs. Austin Peay (2/27/19)

30 ★ Sterling Hayes

Hits: None
Runs: 1, 2x, last vs. Davidson (3/5/19)
RBI: None
Walks: 1, 2x, last vs. Davidson (3/5/19)
HRs: None
Strikeouts: None
Stolen Bases: None

44 ★ Mason Hickman

Innings Pitched: 7.0, 2x, last at Missouri (4/21/18)
Strikeouts: 9, vs. LSU (3/25/18)
Hits Allowed: 8, at Florida (4/1/18)
Walks Allowed: 6, at Tennessee (5/13/18)
Runs Allowed: 6, vs. Kentucky (5/19/18)

11 ★ Matt Hogan

Hits: None
Runs: 1, vs. Davidson (3/5/19)
RBI: None
Walks: 1, vs. Davidson (3/5/19)
HRs: None
Strikeouts: 1, vs. Davidson (3/5/19)
Stolen Bases: None

45 ★ Chance Huff

Innings Pitched: 6.0, vs. Davidson (3/5/19)
Strikeouts: 7, vs. Davidson (3/5/19)
Hits Allowed: 6, vs. Davidson (3/5/19)
Walks Allowed: 3, 2x, last vs. Davidson (3/5/19)
Runs Allowed: 3, 2x, last vs. Austin Peay (2/27/19)

22 ★ Julian Infante

Hits: 4, vs. Belmont (3/22/17)
Runs: 4, vs. Belmont 3/22/17
RBI: 7, vs. Missouri 3/22/17
Walks: 3, vs. Saint Mary's G2 (3/12/17)
HRs: 1, 19x, last at Clemson (6/3/18)
Strikeouts: 4, 2x, last vs. UMass-Lowell (2/23/18)
Stolen Bases: 1, 2x, last at Florida (3/31/18)

33 ★ Erik Kaiser

Innings Pitched: 3.0, vs. ETSU (3/6/19)
Strikeouts: 4, vs. ETSU (3/6/19)
Hits Allowed: 4, vs. ETSU (3/6/19)
Walks Allowed: None
Runs Allowed: 4, vs. ETSU (3/6/19)

12 ★ Dominic Keegan

Hits: None
Runs: None
RBI: None
Walks: None
HRs: None
Strikeouts: 1, 3x, last vs. ETSU (3/6/19)
Stolen Bases: None

34 ★ Zach King

Innings Pitched: 6.1, vs. Kentucky (5/18/18)
Strikeouts: 7, vs. Dayton (3/2/19)
Hits Allowed: 7, vs. UMass-Lowell (2/24/18)
Walks Allowed: 4, at Clemson (6/2/18)
Runs Allowed: 3, 6x, last vs. SEMO (2/26/19)

16 ★ Tate Kolwyck

Hits: None
Runs: None
RBI: None
Walks: 1, vs. Davidson (3/5/19)
HRs: None
Strikeouts: None
Stolen Bases: None

36 ★ John Malcom

Hits: None
Runs: None
RBI: 1, vs. Davidson (3/5/19)
Walks: None
HRs: None
Strikeouts: None
Stolen Bases: None

42 ★ Justyn-Henry Malloy

Hits: 1, vs. Cal State Fullerton (2/16/19)
Runs: 1, vs. Dayton (3/1/19)
RBI: 1, 2x, last vs. SEMO (2/26/19)
Walks: 1, 4x, last vs. Davidson (3/5/19)
HRs: None
Strikeouts: 2, vs. TCU (2/17/19)
Stolen Bases: None

16 ★ Austin Martin

Hits: 4, 3x, last vs. Austin Peay (2/27/19)
Runs: 4, 2x, last vs. CS Fullerton (2/16/19)
RBI: 3, at Tennessee (5/13/18)
Walks: 3, 3x, last vs. Virginia (2/15/19)
HRs: 1, 2x, last vs. SEMO (2/26/19)
Strikeouts: 4, vs. Indiana State (2/28/18)
Stolen Bases: 3, vs. Presbyterian (2/21/18)

10 ★ Ethan Paul

Hits: 4, 2x, last vs. UMass-Lowell (2/24/18)
Runs: 3, 9x, last vs. Evansville (4/17/18)
RBI: 7, vs. UMass-Lowell (2/24/18)
Walks: 3, vs. Xavier (3/13/16)
HRs: 2, 2x, last vs. Evansville (4/17/18)
Strikeouts: 3, 6x, last vs. Tenn. Tech (5/8/18)
Stolen Bases: 2, 5x, last vs. S. Carolina (4/27/18)

29 ★ Patrick Raby

Innings Pitched: 9.0, at Georgia (4/21/17)
Strikeouts: 11, 2x, last vs. Saint Mary's (3/12/17)
Hits Allowed: 9, at Kentucky (3/31/17)
Walks Allowed: 5, vs. Alabama (5/18/17)
Runs Allowed: 7, 2x, last at Auburn (5/5/18)

2 ★ Harrison Ray

Hits: 2, 11x, last vs. Illinois St. (3/8/19)
Runs: 2, 5x, last vs. Illinois St. (3/8/19)
RBI: 4, vs. South Carolina (4/29/18)
Walks: 2, 2x, last vs. Dayton (3/1/19)
HRs: 1, 2x, last at Clemson (6/3/18)
Strikeouts: 3, 2x, last vs. Pepperdine (2/24/19)
Stolen Bases: 2, 3x, last vs. Illinois St. (3/8/19)

80 ★ Kumar Rocker

Innings Pitched: 3.0, vs. Pepperdine (2/24/19)
Strikeouts: 5, vs. Pepperdine (2/24/19)
Hits Allowed: 5, vs. TCU (2/17/19)
Walks Allowed: 2, vs. TCU (2/17/19)
Runs Allowed: 5, vs. TCU (2/17/19)

19 ★ Stephen Scott

Hits: 3, 3x, last vs. Illinois St. (3/8/19)
Runs: 4, at Clemson (6/3/18)
RBI: 5, vs. Middle Tenn. (5/15/18)
Walks: 2, 13x, last vs. ETSU (3/6/19)
HRs: 2, 2x, last at Clemson (6/3/18)
Strikeouts: 3, 2x, last at Florida (3/31/18)
Stolen Bases: 2, vs. Georgia (4/5/18)

27 ★ Ethan Smith

Innings Pitched: 3.2, vs. Dayton (3/2/19)
Strikeouts: 5, vs. Dayton (3/2/19)
Hits Allowed: 2, vs. SEMO (2/26/19)
Walks Allowed: 3, vs. Dayton (3/2/19)
Runs Allowed: 2, 2x, last vs. Evansville (2/20/19)

8 ★ Isaiah Thomas

Hits: None
Runs: None
RBI: None
Walks: None
HRs: None
Strikeouts: None
Stolen Bases: None

THE LAST TIME VANDERBILT...

Won 5 or more consecutive games	6 games (March 1, 2019-present)
Won 10 or more consecutive games	14 games (April 20-May 16, 2013)
Won 15 or more consecutive games	19 games (Feb. 9-March 16, 2007)
Won 5 or more consecutive home games	6 games (March 1, 2019-present)
Won 8 or more consecutive home games	8 games (Feb. 18-28, 2018)
Won 10 or more consecutive home games	17 games (May 29, 2015-March 15, 2016)
Won 20 or more consecutive home games	Never Happened
Won 5 or more consecutive road games	7 games (March 21- April 16, 2015)
Won 8 or more consecutive road games	8 games (April 20 - May 12, 2013)
Won 9 or more consecutive road games	10 games (April 11- May 4, 2008)
Won 5 or more consecutive conference games	5 games (March 20-31, 2016)
Won 6 or more consecutive conference games	6 games (April 26-May 4, 2014)
Won 7 or more consecutive conference games	11 games (April 20-May 16, 2013)
Won 8 or more consecutive conference games	11 games (April 20-May 16, 2013)
Won 5 or more consecutive conference home games	8 games (April 29, 2016-March 25, 2017)
Won 8 or more consecutive conference home games	8 games (April 29, 2016-March 25, 2017)
Won 9 or more consecutive conference home games	12 games (March 23-May 16, 2013)
Won 10 or more consecutive conference home games	12 games (March 23-May 16, 2013)
Won 5 or more consecutive conference road games	6 games (March 21-April 16, 2015)
Won 7 or more consecutive conference road games	7 games (April 20-May 12, 2013)
Won 8 or more consecutive conference road games	8 games (May 12, 2012-April 7, 2013)
Won 5 or more consecutive midweek games	5 games (May 16, 2017-Feb. 28, 2018)
Won 10 or more consecutive midweek games	10 games (May 17, 2016-April 4, 2017)
Won 11 or more consecutive midweek games	12 games (March 27, 2012-March 13, 2013)
Won 5 or more consecutive midweek home games	6 games (May 2, 2017-Feb. 28, 2018)
Won 10 or more consecutive midweek home games	13 games (March 27, 2012-April 9, 2013)
Won 15 or more consecutive midweek home games	16 games (March 23, 2010-Feb. 22, 2012)
Lost 5 or more consecutive games	6 games (April 29-May 8, 2018)
Lost 7 or more consecutive games	7 games (March 28-April 6, 1997)
Lost 8 or more consecutive games	12 games (March 25-April 10, 1994)
Lost 4 or more consecutive home games	4 games (Feb. 24-29, 2012)
Lost 5 or more consecutive home games	6 games (April 30-May 22, 2005)
Lost 6 or more consecutive home games	6 games (April 30-May 22, 2005)
Lost 7 or more consecutive home games	9 games (1965-1966)
Lost 5 or more consecutive road games	6 games (March 30-April 20, 2018)
Lost 6 or more consecutive road games	6 games (March 30-April 20, 2018)
Lost 7 or more consecutive road games	8 games (Feb. 17-April 6, 2012)
Lost 8 or more consecutive road games	8 games (Feb. 17-April 6, 2012)
Lost 9 or more consecutive road games	9 games (March 25-April 26, 1994)
Los 10 or more consecutive road games	11 games (April 18, 1978-March 5, 1979)
Lost 5 or more consecutive conference games	6 games (May 10, 2009-March 20, 2010)
Lost 6 or more consecutive conference games	6 games (May 10, 2009-March 20, 2010)
Lost 7 or more consecutive conference games	7 games (May 10, 2008-March 15, 2009)
Lost 8 or more consecutive conference games	11 games (April 5-27, 2002)
Lost 9 or more consecutive conference games	11 games (April 5-27, 2002)
Lost 10 or more consecutive conference games	11 games (April 5-27, 2002)
Lost 5 or more consecutive conference home games	5 games (April 12-27, 2002)
Lost 6 or more consecutive conference home games	9 games (April 14-May 14, 2000)
Lost 7 or more consecutive conference home games	9 games (April 14-May 14, 2000)
Lost 8 or more consecutive conference home games	9 games (April 14-May 14, 2000)
Lost 5 or more consecutive conference road games	5 games (March 30-April 20, 2018)
Lost 6 or more consecutive conference road games	10 games (April 5-May 17, 2002)
Lost 7 or more consecutive conference road games	10 games (April 5-May 17, 2002)
Lost 8 or more consecutive conference road games	10 games (April 5-May 17, 2002)
Shutout an opponent	vs. Dayton, 2-0 (March 2, 2019)
Shutout an opponent on Opening Day	vs. Santa Clara, 4-0 (Feb. 13, 2015)
Shutout an opponent at home	vs. Dayton, 2-0 (March 2, 2019)
Shutout an SEC opponent at home	vs. LSU, 1-0 (March 25, 2018)
Shutout an opponent on the road	at Clemson, 8-0 (June 5, 2017)
Shutout an SEC opponent on the road	at Florida, 5-0 (May 14, 2016)
Shutout an opponent on a neutral field	vs. St. John's, 2-0 (June 1, 2018)
Shutout a midweek opponent at home	vs. UT-Martin, 11-0 (April 4, 2017)
Shutout a midweek opponent on the road	at Middle Tennessee, 1-0 (April 12, 2011)
Shutout back-to-back opponents	vs. Radford, 12-0 & vs. Xavier, 7-0 (March 9-11, 2016)
Was shutout	at Auburn, 14-0 (May 5, 2018)
Was shutout in back-to-back games	Kentucky, 14-0 & 4-0 (April 23, 1976)
Was shutout on Opening Day	vs. San Diego, 10-0 (Feb. 17, 2006)
Was shutout at home	Kentucky, 3-0 (April 17, 2016)
Was shutout at home by an SEC opponent	Kentucky, 3-0 (April 17, 2016)
Was shutout on the road	at Auburn, 14-0 (May 5, 2018)
Was shutout on the road by an SEC opponent	at Auburn, 14-0 (May 5, 2018)

Was shutout on a neutral field	vs. Louisiana, 3-0, at Minute Maid Park (March 3, 2018)
Was shutout against a midweek opponent at home	vs. Belmont, 1-0 (Feb. 26, 2003)
Was shutout against a midweek opponent on the road	at North Florida, 2-0 (March 5, 1991)
Was shutout against a non-conference opponent on a neutral site	vs. Louisiana, 3-0, at NMP (March 3, 2018)
Run-ruled an opponent	vs. Alabama, 16-1, 7 inn. @ SEC Tournament (May 22, 2015)
Run-ruled an opponent at home	vs. Evansville, 14-3, 5 inn. (April 17, 2002)
Was run-ruled	vs. Texas A&M, 13-3, 7 inn. @ SEC Tournament (May 27, 2016)
Played in 14 or more innings	14 innings, vs. Illinois-Chicago (W, 6-5) (Feb. 27, 2016)
Played in 15 or more innings	16 innings, vs. Ole Miss (L, 6-5) (April 10, 2015)
Played in 16 or more innings	16 innings, vs. Ole Miss (L, 6-5) (April 10, 2015)
Played in 17 or more innings	17 innings, vs. Louisville (W, 11-10) (May 11, 2010)
Won both games of a doubleheader	vs. Dayton: 5-1, 2-0 (March 2, 2019)
Shutout opponent in both games of a doubleheader	vs. Georgia: 3-0, 6-0 (April 27, 1976)
Lost both games of a doubleheader	at Tennessee: 4-2 (11), 4-3 (April 25, 2010)
Swept a 3-game series at home	vs. Dayton (March 1-2, 2019)
Swept a 3-game series at home vs. non-conference opponent	vs. Dayton (March 1-2, 2019)
Swept a 3-game series on the road	at Mississippi State (March 16-18, 2018)
Swept a 3-game SEC series at home	vs. Kentucky (May 17-19, 2018)
Swept a 3-game SEC series on the road	at Mississippi State (March 16-18, 2018)
Swept a midweek series at home	2 games, vs. Presbyterian (Feb. 20-21, 2018)
Swept a midweek series on the road	2 games, at Ohio (May 17-18, 2005)
Swept a four-game series	vs. Sewanee (1907)
Was swept in a 3-game series at home	vs. Oregon (Feb. 24-26, 2012)
Was swept in a 3-game series at home vs. non-conference opponent	vs. Oregon (Feb. 24-26, 2012)
Was swept in a 3-game series on the road	at Auburn (May 4-6, 2018)
Was swept in a 3-game SEC series at home	vs. Tennessee (May 14-16, 2009)
Was swept in a 3-game SEC series on the road	at Auburn (May 4-6, 2018)
Swept 3 or more SEC series in a season	3, 2016 (at MIZ, vs. UGA, vs. AUB)
Swept 4 or more SEC series in a season	6, 2013 (at AUB, vs. UT, at OM, vs. MIZ, vs. MSU, vs. UT)
Was swept in 3 or more SEC series in a season	3, 2009 (vs. ALA, at USC, vs. UT)
Was swept in 4 or more SEC series in a season	4, 2002 (vs. UGA, at OM, at UF, at AUB)
Swept Alabama in a 3-game series at home	April 9-11, 2011
Swept Alabama in a 3-game series on the road	1906
Was swept by Alabama in a 3-game series at home	April 17-19, 2009
Was swept by Alabama in a 3-game series on the road	April 22-23, 2006
Swept Arkansas in a 3-game series at home	March 14-15, 2015
Swept Arkansas in a 3-game series on the road	Never Happened
Was swept by Arkansas in a 3-game series at home	April 1-3, 1994
Was swept by Arkansas in a 3-game series on the road	April 8-10, 2005
Swept Auburn in a 3-game series at home	May 19-21, 2016
Swept Auburn in a 3-game series on the road	March 15-17, 2013
Was swept by Auburn in a 3-game series at home	March 19-21, 1999
Was swept by Auburn in a 3-game series on the road	May 4-6, 2018
Swept Florida in a 3-game series at home	April 27-29, 2007
Swept Florida in a 3-game series on the road	Never Happened
Was swept by Florida in a 3-game series at home	May 20-22, 2005
Was swept by Florida in a 3-game series on the road	March 30-April 1, 2018
Swept Georgia in a 3-game series at home	April 29-May 1, 2016
Swept Georgia in a 3-game series on the road	April 3-5, 2015
Was swept by Georgia in a 3-game series at home	March 22-24, 2002
Was swept by Georgia in a 3-game series on the road	May 2-4, 2003
Swept Kentucky in a 3-game series at home	May 17-19, 2018
Swept Kentucky in a 3-game series on the road	May 11-12, 2013
Was swept by Kentucky in a 3-game series at home	May 12-14, 2000
Was swept by Kentucky in a 3-game series on the road	April 9-10, 1988
Swept Missouri in a 3-game series at home	April 24-26, 2015
Swept Missouri in a 3-game series on the road	May 25-27, 2016
Was swept by Missouri in a 3-game series at home	Never Happened
Was swept by Missouri in a 3-game series on the road	Never Happened
Swept South Carolina in a 3-game series at home	Never Happened
Swept South Carolina in a 3-game series on the road	Never Happened
Was swept by South Carolina in a 3-game series at home	April 12-14, 2002
Was swept by South Carolina in a 3-game series on the road	May 1-3, 2009
Swept Tennessee in a 3-game series at home	March 29-31, 2013
Swept Tennessee in a 3-game series on the road	May 2-4, 2008
Was swept by Tennessee in a 3-game series at home	May 14-16, 2009
Was swept by Tennessee in a 3-game series on the road	May 5-7, 2000
Swept Texas A&M in a 3-game series at home	Never Happened
Swept Texas A&M in a 3-game series on the road	Never Happened
Was swept by Texas A&M in a 3-game series at home	Never Happened
Was swept by Texas A&M in a 3-game series on the road	Never Happened

THE LAST TIME VANDERBILT...

Defeated a Top 25 ranked team _____ vs. #25 Cal State Fullerton, 14-9 (Feb. 15, 2019)
Defeated a Top 25 ranked team at home _____ vs. #19 Kentucky, 8-1 (May 17, 2018)
Defeated a Top 25 ranked team on the road _____ at #19 Mississippi State, 4-3 (March 18, 2018)
Defeated a Top 25 ranked team at a neutral site _____ vs. #25 Cal State Fullerton, 14-9 (Feb. 15, 2019)
Defeated a Top 25 ranked non-conference team _____ vs. #25 Cal State Fullerton, 14-9 (Feb. 15, 2019)
Defeated a Top 25 ranked non-conference team at home _____ vs. #25 Duke, 9-1 (Feb. 18, 2018)
Defeated a Top 25 ranked non-conference team on the road _____ at #11 UCLA, 6-3 (March 10, 2018)

Defeated a Top 20 ranked team _____ vs. #8 Clemson @ Clemson Regional, 19-6 (June 3, 2018)
Defeated a Top 20 ranked team at home _____ vs. #19 Kentucky, 8-1 (May 17, 2018)
Defeated a Top 20 ranked team on the road _____ at #19 Mississippi State, 4-3 (March 18, 2018)
Defeated a Top 20 ranked team at a neutral site _____ vs. #8 Clemson @ Clemson Regional, 19-6 (June 3, 2018)

Defeated a Top 15 ranked team _____ vs. #8 Clemson @ Clemson Regional, 19-6 (June 3, 2018)
Defeated a Top 15 ranked team at home _____ vs. #5 Ole Miss, 8-7 (April 15, 2018)
Defeated a Top 15 ranked team on the road _____ at #11 UCLA, 6-3 (March 10, 2018)
Defeated a Top 15 ranked team at a neutral site _____ vs. #8 Clemson @ Clemson Regional, 19-6 (June 3, 2018)

Defeated a Top 10 ranked team _____ vs. #8 Clemson @ Clemson Regional, 19-6 (June 3, 2018)
Defeated a Top 10 ranked team at home _____ vs. #5 Ole Miss, 8-7 (April 15, 2018)
Defeated a Top 10 ranked team on the road _____ at #1 Florida, 5-0 (May 14, 2016)
Defeated a Top 10 ranked team at a neutral site _____ vs. #8 Clemson @ Clemson Regional, 19-6 (June 3, 2018)

Defeated a Top 5 ranked team _____ vs. #5 Ole Miss, 8-7 (April 15, 2018)
Defeated a Top 5 ranked team at home _____ vs. #5 Ole Miss, 8-7 (April 15, 2018)
Defeated a Top 5 ranked team on the road _____ at #1 Florida, 5-0 (May 14, 2016)
Defeated a Top 5 ranked team at a neutral site _____ vs. #1 Texas A&M, 6-5 (May 25, 2016)

Defeated a #1 ranked team _____ vs. #1 Texas A&M, 6-5 (May 25, 2016)
Defeated a #1 ranked team at home _____ vs. #1 Kentucky, 4-3 (April 28, 2012)
Defeated a #1 ranked team on the road _____ at #1 Florida, 5-0 (May 14, 2016)
Defeated a #1 ranked team at a neutral site _____ vs. #1 Texas A&M, 6-5 (May 25, 2016)

Won a series against a Top 25 ranked team _____ vs. #19 Kentucky: 8-1, 5-1, 9-6 (May 15-17, 2018)
Won a series against a Top 10 ranked team _____ vs. #5 Ole Miss: 3-11, 8-7, 8-7 (April 13-15, 2018)
Won a series against a Top 25 ranked team at home _____ vs. #19 Kentucky: 8-1, 5-1, 9-6 (May 15-17, 2018)
Won a series against a Top 10 ranked team at home _____ vs. #5 Ole Miss: 3-11, 8-7, 8-7 (April 13-15, 2018)
Won a series against a Top 25 ranked team on the road _____ at #19 Miss. St.: 5-0, 10-1, 4-3 (March 16-18, 2018)
Won a series against a Top 10 ranked team on the road _____ at #4 Florida: 0-1, 3-0, 16-2 (May 8-10, 2014)
Swept a series against a Top 25 ranked team _____ vs. #19 Kentucky: 8-1, 5-1, 9-6 (May 15-17, 2018)
Swept a series against a Top 10 ranked team _____ 2 games, at #1 Arkansas, 9-0, 13-6 (April 10-11, 2009)
_____ Have not swept a 3-game series in the Tim Corbin era
Played to a tie _____ vs. Alabama, 3-3 - 8 inn. (May 20, 2017)

Hit back-to-back home runs _____ Julian Infante (solo), Harrison Ray (solo) - 8th inning at Clemson (June 3, 2018)
Hit back-to-back HR twice in a game _____ Connor Kaiser (3R), Philip Clarke (solo) - 3rd inn; _____ Julian Infante (solo), Harrison Ray (solo) - 8th inn at Clemson (June 3, 2018)
Had multiple players hit 2-or-more home runs _____ Stephen Scott (2), Philip Clarke (2), Connor Kaiser (3) at Clemson (June 3, 2018)
Hit 2 or more home runs in an inning _____ 2, 8th inning, vs. Clemson (June 3, 2018)
Hit 3 or more home runs in an inning _____ 3, 3rd inning, vs. San Diego (Feb. 21, 2016)
Hit 5 or more home runs in a game _____ 9, vs. #8 Clemson @ NCAA Clemson Regional (June 3, 2018)
Hit 6 or more home runs in a game _____ 9, vs. #8 Clemson @ NCAA Clemson Regional (June 3, 2018)
Hit 8 or more home runs in a game _____ 9, vs. #8 Clemson @ NCAA Clemson Regional (June 3, 2018)
Hit multiple grand slams in a season _____ 2 (Ethan Paul, Connor Kaiser) (2018)
Hit 3 or more grand slams in a season _____ 4 (Zander Wiel, Zander Wiel, Karl Ellison, Wiel) (2015)
Hit 4 or more grand slams in a season _____ 4 (Zander Wiel, Zander Wiel, Karl Ellison, Wiel) (2015)

Homered in 3 or more consecutive innings _____ 4, vs. Clemson, 5th-6th-7th-8th (June 3, 2018)
Homered in 5 or more consecutive games _____ 8 games (May 8-19, 2018)
Homered in 6 or more consecutive games _____ 8 games (May 8-19, 2018)
Homered in 9 or more consecutive games _____ 9 games (Feb. 17-28, 2018)
Homered in 10 or more consecutive games _____ 10 games (May 9-27, 2010)

Scored 10 or more runs in 3 consecutive games _____ 3 games (March 5, 2019-present)
Scored 10 or more runs in 4 consecutive games _____ 4 games (April 9-14, 2013)
Scored 10 or more runs in 5 or more consecutive games _____ 6 games (April 22-May 1, 2011)
Scored 15 or more runs in a game _____ 24, vs. Davidson (March 5, 2019)
Scored 20 or more runs in a game _____ 24, vs. Davidson (March 5, 2019)

Scored 10 or more runs in a loss _____ 15-16, 10 inn. - at LSU (May 7, 2010)
Scored 15 or more runs in a loss _____ 15-16, 10 inn. - at LSU (May 7, 2010)
Scored 17 or more runs in a loss _____ 17-22, vs. Michigan State (March 20, 1993)
Scored 20 or more runs in a loss _____ Never Happened

Scored 10 or more unanswered runs _____ 18, vs. Middle Tennessee (May 15, 2018)
Scored 15 or more unanswered runs _____ 18, vs. Middle Tennessee (May 15, 2018)
Scored 20 or more unanswered runs _____ 21, vs. Radford @ NCAA Nashville Regional (June 1, 2015)

Scored in 5 consecutive innings _____ 5, (5th-9th inn.) vs. #8 Clemson (June 3, 2018)
Scored in 6 consecutive innings _____ 6, (1st-6th) vs. UIC (Feb. 23, 2014)
Scored 5 or more runs in the first inning _____ 5, vs. Davidson (March 5, 2019)
Scored 7 or more runs in the first inning _____ 8, vs. Alabama (May 19, 2017)

Scored in the first inning in 4 or more consecutive games _____ 4 games (Feb. 24-27, 2019)
Scored 7 or more runs in an inning _____ 13 (3rd inn.) vs. Davidson (March 5, 2019)
Scored 10 or more runs in an inning _____ 13 (3rd inn.) vs. Davidson (March 5, 2019)
Scored 14 or more runs in an inning _____ 14 (3rd inn.) vs. Middle Tennessee (May 15, 2018)
Scored 4 or more runs in three different innings _____ 5 (1st inn), 8 (4th inn) & 4 (7th inn) vs. Alabama (May 18, 2017)

Scored 10 or more runs in a road game _____ 19, at #19 Clemson (June 3, 2018)
Scored 15 or more runs in a road game _____ 19, at #19 Clemson (June 3, 2018)
Scored 20 or more runs in a road game _____ 21, at Middle Tennessee (April 18, 2017)
Scored 25 or more runs in a road game _____ Never Happened

Allowed 10 or more runs in a loss _____ 10, vs. #19 TCU (Feb. 17, 2019)
Allowed 10 or more runs in a win _____ 10, vs. Belmont (March 22, 2017)
Allowed 15 or more runs in a game _____ 20, vs. Florida (April 15, 2017)
Allowed 20 or more runs in a game _____ 20, vs. Florida (April 15, 2017)
Allowed 7 or more runs in an inning _____ 7, 5th inn. - vs. Auburn (May 6, 2018)
Allowed 10 or more runs in an inning _____ 13, 7th inn. @ NCAA Nashville Regional (June 4, 2016)
Allowed 5 or more runs in the first inning _____ 7, vs. Texas A&M @ SEC Tournament (May 27, 2016)

Overcame a deficit of 4 or more runs in a win _____ 4, vs. Illinois State (March 8, 2019)
Overcame a deficit of 5 or more runs in a win _____ 6, vs. St. Mary's (March 10, 2017)
Overcame a deficit of 6 or more runs in a win _____ 6, vs. St. Mary's (March 10, 2017)
Overcame a deficit of 7 or more runs in a win _____ 10, vs. Illinois State (March 1, 2015)
Overcame a deficit of 8 or more runs in a win _____ 10, vs. Illinois State (March 1, 2015)
Overcame a deficit of 9 or more runs in a win _____ 10, vs. Illinois State (March 1, 2015)

Squandered a lead of 4 or more runs in a loss _____ 5, vs. Austin Peay (Feb. 27, 2019)
Squandered a lead of 5 or more runs in a loss _____ 5, vs. Austin Peay (Feb. 27, 2019)
Squandered a lead of 6 or more runs in a loss _____ 7, vs. South Carolina (April 27, 2018)
Squandered a lead of 7 or more runs in a loss _____ 7, vs. South Carolina (April 27, 2018)

Had 15 or more hits in a game _____ 16, vs. ETSU (March 6, 2019)
Had 15 or more hits in a win _____ 16, vs. ETSU (March 6, 2019)
Had 20 or more hits in a win _____ 20, vs. #8 Clemson @ NCAA Clemson Regional (June 3, 2018)
Had 30 or more hits in a game _____ 30, vs. Alabama (April 17, 1988)
Had 50 or more hits in an SEC series _____ 54, vs. Missouri (April 12-14, 2013)
Had 15 or more hits in a loss _____ 17, vs. Florida (April 15, 2017)

Had 10 or more total bases in a game _____ Connor Kaiser (14) at Clemson (June 3, 2018)

Had at least 15 hits in back-to-back games _____ 18, 16, vs. St. John's + vs. Clemson (June 2-3, 2017)
Had at least 10 hits in 5 or more consecutive games _____ 6 games (Feb. 20-March 1, 2019)
Had at least 10 hits in 7 or more consecutive games _____ 7 games (Feb. 18-27, 2018)
Had at least 10 hits in 8 or more consecutive games _____ 8 games (Feb. 27-March 12, 2010)

Had 5 or more doubles in a game _____ 6, vs. Davidson (March 5, 2019)
Had 6 or more doubles in a game _____ 6, vs. Davidson (March 5, 2019)
Had 7 or more doubles in a game _____ 8, at Clemson (June 3, 2017)
Allowed 5 or more doubles in a game _____ 5, vs. Houston @ Minute Maid Park (March 4, 2018)
Allowed 6 or more doubles in a game _____ 6, at Tennessee (May 4, 2012)

Had 2 or more triples in a game _____ 2, vs. ETSU (March 6, 2019)
Had 3 or more triples in a game _____ 4, vs. Radford (May 31, 2015)
Had 4 or more triples in a game _____ 4, vs. Radford (May 31, 2015)
Allowed 2 or more triples in a game _____ 2, vs. Belmont (March 22, 2017)
Allowed 3 or more triples in a game _____ 3, vs. Texas A&M (April 11, 2014)

THE LAST TIME VANDERBILT...

Allowed 3 or more home runs in a game _____ 3, by Kentucky (May 19, 2018)
Allowed 4 or more home runs in a game _____ 4, vs. Sam Houston State @ Minute Maid Park (March 2, 2018)
Allowed 5 or more home runs in a game _____ 5, at Auburn (March 27, 2009)

Did not draw a walk in a game _____ at Auburn (May 6, 2018)
Walked 10 or more times in a game _____ 17, vs. Davidson (March 5, 2019)
Walked 15 or more times in a game _____ 17, vs. Davidson (March 5, 2019)
Walked 18 or more times in a game _____ 19, vs. Middle Tennessee (May 15, 2018)
Allowed 0 walks in a game _____ at Missouri (April 21, 2018)
Allowed 0 walks in back-to-back games _____ at San Diego, DH (Feb. 20, 2011)
Allowed 10 or more walks in a game _____ 12, vs. Austin Peay (Feb. 27, 2019)
Allowed 12 or more walks in a game _____ 12, vs. Austin Peay (Feb. 27, 2019)
Allowed 10-plus walks in back-to-back games _____ 12, vs. Illinois State; 12, vs. Evansville (March 1-3, 2015)

Did not strikeout in a game _____ vs. Tennessee-Martin (Feb. 23, 2005)
Struck out 12 or more times in a game _____ 13, vs. Austin Peay (Feb. 27, 2019)
Struck out 15 or more times in a game _____ 16, vs. Mississippi St. @ Nashville Super Regional (June 10, 2018)
Struck out 15 or more batters in a game _____ 15, vs. Illinois State (March 8, 2019)
Struck out 18 or more batters in a game _____ 18, vs. Dayton (March 1, 2019)
Struck out 20 or more opposing batters in a game _____ 22, vs. Ole Miss (April 10, 2015)
Struck out 10 or more opposing batters in 5 consecutive games _____ 11 games (Feb. 20, 2019-present)
Struck out 10 or more opposing batters in 8 consecutive games _____ 11 games (Feb. 20, 2019-present)

Pitching staff held opponent scoreless for 10 consecutive inn. in a game _____ 11 inn. at Missouri (March 26, 2016)

Had 5 or more hit batters in a game _____ 5, by Arkansas (March 14, 2015)
Had 6 or more hit batters in a game _____ 6, by Rhode Island (March 4, 2012)

Had 5 or more stolen bases in a game _____ 5, vs. South Carolina (April 29, 2018)
Had 6 or more stolen bases in a game _____ 6, vs. LSU (March 23, 2018)
Had 7 or more stolen bases in a game _____ 7, vs. UMass-Lowell (Feb. 25, 2018)
Had 8 or more stolen bases in a game _____ 8, vs. UNC-Wilmington (June 1, 2012)

Left 13 or more runners on base _____ 13, vs. Austin Peay (Feb. 27, 2019)
Left 14 or more runners on base _____ 14, vs. Evansville (Feb. 20, 2019)
Left 15 or more runners on base _____ 17, vs. Mississippi State @ Nashville Super Regional (June 10, 2018)
Left 16 or more runners on base _____ 17, vs. Mississippi State @ Nashville Super Regional (June 10, 2018)

Committed 4 or more errors in a game _____ 4, vs. Xavier @ Nashville Regional (June 4, 2016)
Committed 5 or more errors in a game _____ 6, at Middle Tennessee (March 22, 2016)
Committed 6 or more errors in a game _____ 6, at Middle Tennessee (March 22, 2016)

Combined for a no-hitter _____ at Western Kentucky (J. Lewis, N. Pilkington, J. Scott, M. Buschmann), May 6, 2003
Combined for a perfect game _____ at Western Kentucky (J. Lewis, N. Pilkington, J. Scott, M. Buschmann), May 6, 2003
Combined on a one-hitter _____ vs. Quinnipiac (T. Ferguson, R. Johnson, M. Ruppenthal, B. Bowden), March 11, 2015
Combined on a two-hitter _____ vs. UT Martin (C. Day, J. Gillis, C. Snider, R. Hayes), April 4, 2017
Combined on a three-hitter _____ vs. Duke (D. Fellows, J. Gillis, A. Brown), Feb. 16, 2018
Was no-hit _____ at Texas A&M (Kyle Simonds, 9.0), May 7, 2016

Started six true freshmen _____ at Auburn (Austin Martin - LF, Philip Clarke - DH, Pat DeMarco - RF, _____ Jayson Gonzalez - SS, Garrett Blaylock - 3B, Mason Hickman - SP), May 6, 2018

HITTING:

Hit an inside-the-park home run _____ Will Toffey vs. Belmont (March 22, 2017)
Hit a pinch-hit home run _____ Stephen Scott vs. Louisville (May 1, 2018)
Hit a grand slam _____ Pat DeMarco vs. Davidson (March 5, 2019)
Hit a grand slam on the road _____ Connor Kaiser at Clemson (June 3, 2018)

Hit a walk-off home run _____ JJ Bleday vs. Mississippi State (June 9, 2018)

Hit 2 or more home runs in a game _____ Stephen Scott (2), Philip Clarke (2), Connor Kaiser (3) at Clemson (June 3, 2018)
Hit 3 or more home runs in a game _____ Connor Kaiser (3) at Clemson (June 3, 2018)

Hit for the cycle _____ Clinton Johnston vs. Kentucky (April 28, 1996)
Hit for the cycle in an SEC game _____ Clinton Johnston vs. Kentucky (April 28, 1996)

Had a 20-game hit streak _____ JJ Bleday and Austin Martin, 20 (May 17, 2018-March 1, 2019)
Had a 25-game hit streak _____ Xavier Turner, 27 (March 4-April 22, 2014)

Had a walk-off base hit _____ JJ Bleday, solo home run, vs. Mississippi State (June 9, 2018)

Had 2 hits in an inning _____ Ethan Paul (1B, 2B) vs. Davidson (March 5, 2019)
Had 5 or more hits in a game _____ Connor Kaiser (5) at Clemson (June 3, 2018)

Had 5 or more RBIs in a game _____ Ethan Paul (5)/Pat DeMarco (7) vs. Davidson (March 5, 2019)
Had 6 or more RBIs in a game _____ Pat DeMarco (7) vs. Davidson (March 5, 2019)
Had 7 or more RBIs in a game _____ Pat DeMarco (7) vs. Davidson (March 5, 2019)
Had 10 or more RBIs in a game _____ Connor Kaiser (10) at Clemson (June 3, 2018)

Stole home _____ Ethan Paul vs. Auburn (May 19, 2016)
Had a triple steal _____ Ethan Paul (home), Jeren Kendall (3rd), Bryan Reynolds (2nd) vs. Auburn (May 19, 2016)
Had 3 or more stolen bases in a game _____ Austin Martin (3) vs. Presbyterian (Feb. 21, 2018)

PITCHING:

Threw a 9-inning no-hitter _____ Doug Wessel vs. Belmont (April 19, 1971)

Struck out 10 or more batters in a game _____ Drake Fellows, 13, vs. Dayton (March 1, 2019)
Struck out 10 or more batters in consecutive games _____

_____ Kyle Wright, 11 and Drake Fellows, 10 vs. Alabama (May 19-20, 2017)
Struck out 15 or more batters in a game _____ Kevin Ziomek, 15 vs. Illinois-Chicago (March 1, 2013)
Struck out 7 or more batters in career debut _____ 8, Austin Becker vs. Davidson (March 5, 2019)

Pitched a 7-inning, complete game _____ Mason Hickman vs. LSU (March 25, 2018)
Pitched 9 or more innings _____ 9.0, Kyle Wright vs. Missouri (May 6, 2017)
Pitched 9 or more scoreless innings _____ 9.0, Kyle Wright vs. Florida (April 14, 2017)
Pitched a 9-inning, complete game _____ Patrick Raby at Georgia (April 21, 2017)
Pitched a 9-inning, complete-game shutout _____ 9.0, Kyle Wright vs. Florida (April 14, 2017)
Picked up 10 or more saves in a season _____ 10, Ben Bowden (2016)
Picked up 15 or more saves in a season _____ 16, Brian Miller (2013)
Picked up win and save on same day _____ Jackson Gillis vs. Ole Miss, Win - Game 1, Save - Game 2 (April 15, 2018)
Picked up the save (true freshman) _____ Austin Becker vs. Davidson (March 5, 2019)



The Automated ScoreBook
Overall Statistics for Vanderbilt (as of Jun 13, 2018)
(All games Sorted by Batting avg)



Record: 35-27 Home: 23-11 Away: 8-11 Neutral: 4-5 SEC: 16-14

Player	avg	gp-gs	ab	r	h	2b	3b	hr	rbi	tb	slg%	bb	hp	so	gdp	ob%	sf	sh	sb-att	po	a	e	fld%
JJ Bleday	.368	39-35	133	26	49	5	1	4	15	68	.511	31	2	23	4	.494	0	0	2-3	72	1	0	1.000
Austin Martin	.338	59-58	222	44	75	14	0	1	19	92	.414	35	12	46	1	.452	1	3	22-30	157	11	2	.988
Philip Clarke	.294	58-49	218	28	64	16	0	6	36	98	.450	27	5	40	4	.382	1	1	4-6	111	15	0	1.000
Connor Kaiser	.293	59-59	222	46	65	14	1	6	46	99	.446	31	4	52	1	.389	0	6	12-14	94	147	3	.988
Pat DeMarco	.277	62-62	242	48	67	12	2	11	43	116	.479	23	6	53	1	.353	1	0	10-13	108	5	1	.991
Stephen Scott	.268	53-47	168	42	45	11	0	15	41	101	.601	34	10	50	1	.420	0	1	6-8	302	37	4	.988
Ethan Paul	.237	62-62	228	43	54	12	1	10	44	98	.430	30	14	64	2	.358	2	1	18-19	96	146	6	.976
Julian Infante	.193	50-48	161	16	31	5	1	2	18	44	.273	16	4	72	2	.276	4	2	1-1	367	20	3	.992

Ty Duvall	.270	31-15	63	13	17	3	1	3	10	31	.492	15	0	19	2	.405	1	0	1-1	152	11	1	.994
Harrison Ray	.242	42-22	91	13	22	4	3	1	14	35	.385	6	3	26	2	.307	1	0	5-6	28	33	6	.910
Alonzo Jones	.236	37-33	110	23	26	4	3	2	9	42	.382	14	1	32	1	.328	0	3	16-16	74	2	0	1.000
Garrett Blaylock	.231	18-3	26	4	6	2	0	0	6	8	.308	1	0	10	0	.259	0	0	0-0	10	10	2	.909
Jayson Gonzalez	.225	44-39	138	21	31	3	0	5	28	49	.355	11	1	56	4	.287	0	0	1-1	13	51	9	.877
Cooper Davis	.182	9-3	11	3	2	0	0	0	4	2	.182	2	0	1	0	.286	1	0	1-1	3	0	0	1.000
Walker Grisanti	.139	21-10	36	12	5	1	0	1	5	9	.250	18	3	16	0	.448	1	1	2-3	12	0	0	1.000
Kiambu Fentress	.000	10-0	5	2	0	0	0	0	1	0	.000	0	0	2	0	.000	0	0	0-0	2	0	0	1.000
Tyler Solomon	.000	6-0	4	2	0	0	0	0	0	0	.000	2	0	3	0	.333	0	0	0-0	2	0	0	1.000
Mason Hickman	.000	1-1	0	0	0	0	0	0	0	0	.000	0	0	0	0	.000	0	0	0-0	3	4	0	1.000
Patrick Raby	.000	2-2	0	0	0	0	0	0	0	0	.000	0	0	0	0	.000	0	0	0-0	3	9	0	1.000
Tyler Brown	.000	1-1	0	0	0	0	0	0	0	0	.000	0	0	0	0	.000	0	0	0-0	0	3	0	1.000
Drake Fellows	.000	5-5	0	0	0	0	0	0	0	0	.000	0	0	0	0	.000	0	0	0-0	4	13	1	.944
Zach King	.000	2-2	0	0	0	0	0	0	0	0	.000	0	0	0	0	.000	0	0	0-0	3	7	1	.909
Chandler Day	.000	2-2	0	0	0	0	0	0	0	0	.000	0	0	0	0	.000	0	0	0-0	1	4	1	.833
Totals	.269	62	2078	386	559	106	13	67	339	892	.429	296	65	565	25	.375	13	18	101-122	1622	548	41	.981
Opponents	.243	62	1998	280	486	84	8	45	254	721	.361	239	53	567	34	.336	26	31	50-71	1587	494	60	.972

LOB - Team (497), Opp (447). DPs turned - Team (43), Opp (33). CI - Team (2), Duvall 1, Scott 1. IBB - Team (7), Bleday 3, Martin 1, DeMarco 1, Clarke 1, Scott 1, Opp (3). Picked off - Martin 2, Infante 1, Clarke 1, Gonzalez 1, Paul 1.

(All games Sorted by Earned run avg)

Player	era	w-l	app	gs	cg	sho	sv	ip	h	r	er	bb	so	2b	3b	hr	b/avg	wp	hp	bks	sfa	sha
Patrick Raby	3.57	5-5	16	12	0	0/1	0	68.0	69	29	27	33	57	11	2	6	.271	6	5	0	2	4
Drake Fellows	3.92	7-4	16	16	0	0/3	0	96.1	75	47	42	35	107	8	1	7	.217	12	7	1	4	6
Mason Hickman	5.21	8-2	16	13	1	1/0	0	74.1	71	45	43	30	66	14	1	10	.254	4	3	2	5	2

AJ Franklin	0.00	0-0	3	0	0	0/1	0	2.2	0	0	0	1	2	0	0	0	.000	0	0	0	0	0
Erik Kaiser	0.00	0-0	2	0	0	0/0	0	2.0	1	0	0	0	3	1	0	0	.143	0	0	0	0	0
Hugh Fisher	1.93	2-0	8	0	0	0/0	0	9.1	6	5	2	6	8	0	0	0	.194	2	2	0	0	0
Maddux Conger	2.21	2-0	11	1	0	0/0	1	20.1	18	9	5	14	22	4	0	1	.237	8	1	0	0	1
Justin Wilson	2.84	0-0	7	0	0	0/0	0	6.1	2	2	2	4	9	0	0	0	.111	1	2	0	1	1
Paxton Stover	3.38	0-0	9	0	0	0/0	0	10.2	10	4	4	4	13	1	0	0	.263	1	1	0	0	2
Chandler Day	3.46	2-1	20	3	0	0/1	4	41.2	28	17	16	18	47	6	1	2	.193	7	6	0	2	3
Zach King	3.46	1-4	21	3	0	0/1	3	52.0	45	22	20	21	51	8	0	1	.237	2	6	0	1	3
Reid Schaller	3.77	1-1	21	2	0	0/1	1	28.2	33	14	12	9	39	7	1	2	.287	2	3	0	2	2
Jackson Gillis	4.81	4-1	20	1	0	0/0	1	33.2	33	19	18	17	44	7	1	5	.256	6	7	2	3	3
Jake Eder	5.45	1-4	11	9	0	0/0	0	33.0	25	22	20	22	37	5	0	4	.210	4	1	0	2	3
Aaron Brown	5.93	1-0	11	0	0	0/0	0	13.2	16	10	9	7	13	2	1	3	.281	0	2	0	0	0
Tyler Brown	6.03	1-5	20	2	0	0/0	3	37.1	42	26	25	11	41	8	0	3	.286	2	4	0	2	1
Justin Willis	7.59	0-0	10	0	0	0/0	0	10.2	12	9	9	7	8	2	0	1	.293	3	3	1	2	0
Totals	4.23	35-27	62	62	1	4/3	13	540.2	486	280	254	239	567	84	8	45	.243	60	53	6	26	31
Opponents	5.95	27-35	62	62	2	2/2	12	529.0	559	386	350	296	565	106	13	67	.269	69	65	13	13	18

PB - Team (9), Scott 5, Duvall 2, Clarke 2, Opp (16). Pickoffs - Team (7), King 2, Scott 1, Raby 1, Clarke 1, Stover 1, Fellows 1, Opp (6). SBA/ATT - Scott (22-34), Duvall (13-19), Clarke (15-17), King (11-11), Hickman (6-10), Raby (4-8), Eder (7-8), Fellows (2-7), T. Brown (5-5), Schaller (4-5), Fisher (1-4), Day (2-3), Gillis (1-3), Conger (2-2), Stover (2-2), Wilson (1-1), A. Brown (1-1), Willis (1-1).



The Automated ScoreBook
Overall Statistics for Vanderbilt (as of Mar 08, 2019)
(All games Sorted by Batting avg)



Record: 12-2 Home: 10-1 Away: 0-0 Neutral: 2-1 SEC: 0-0

Player	avg	gp-gs	ab	r	h	2b	3b	hr	rbi	tb	slg%	bb	hp	so	gdp	ob%	sf	sh	sb-att	po	a	e	fld%
Austin Martin	.481	13-13	54	24	26	2	3	1	7	37	.685	11	2	4	2	.582	0	0	3-4	22	23	1	.978
Ethan Paul	.439	14-14	57	9	25	6	0	1	15	34	.596	4	1	8	0	.469	2	0	3-5	17	20	0	1.000
JJ Bleday	.429	14-14	56	18	24	5	0	5	17	44	.786	11	1	10	1	.514	2	0	0-0	23	0	0	1.000
Cooper Davis	.373	13-13	51	14	19	2	2	0	9	25	.490	10	0	5	0	.475	0	2	3-3	16	1	0	1.000
Stephen Scott	.333	14-14	51	12	17	6	0	1	17	26	.510	10	3	10	0	.462	1	0	0-0	82	7	2	.978
Jayson Gonzalez	.300	10-8	30	10	9	1	0	1	6	13	.433	8	1	13	1	.462	0	0	1-1	4	12	2	.889
Philip Clarke	.286	14-14	56	13	16	4	0	2	19	26	.464	6	4	8	2	.388	1	0	1-2	99	14	1	.991
Pat DeMarco	.231	14-14	52	11	12	4	1	1	12	21	.404	7	1	16	0	.317	3	0	0-1	29	0	0	1.000

Walker Grisanti	.600	4-1	10	3	6	2	1	0	5	10	1.000	4	0	4	0	.714	0	0	0-0	3	0	0	1.000
Harrison Ray	.308	9-7	26	7	8	0	1	0	3	10	.385	2	0	8	0	.333	2	1	5-5	5	12	0	1.000
Ty Duvall	.167	9-4	18	2	3	0	0	0	2	3	.167	6	0	5	0	.360	1	0	0-0	51	11	0	1.000
Justin Henry Malloy	.091	7-0	11	1	1	0	0	0	2	1	.091	4	0	3	1	.333	0	0	0-0	0	0	0	.000
Julian Infante	.000	5-3	12	2	0	0	0	0	1	0	.000	4	0	2	0	.235	1	0	0-1	18	0	0	1.000
Dominic Keegan	.000	4-0	4	0	0	0	0	0	0	0	.000	0	1	3	0	.200	0	0	0-0	4	1	0	1.000
Matt Hogan	.000	2-0	2	1	0	0	0	0	0	0	.000	1	0	2	0	.333	0	0	0-0	0	0	0	.000
Isaiah Thomas	.000	3-0	1	0	0	0	0	0	0	0	.000	0	0	0	0	.000	0	0	0-0	0	0	0	.000
Kiambu Fentress	.000	4-0	1	0	0	0	0	0	0	0	.000	0	0	1	0	.000	0	0	0-0	1	0	0	1.000
John Malcom	.000	1-0	1	0	0	0	0	0	1	0	.000	0	0	0	0	.000	0	0	0-0	0	0	0	.000
Tate Kolwyck	.000	2-0	0	0	0	0	0	0	0	0	.000	1	0	0	0	1.000	0	0	0-0	0	0	0	.000
Patrick Raby	.000	5-5	0	0	0	0	0	0	0	0	.000	0	0	0	0	.000	0	0	0-0	0	2	0	1.000
Drake Fellows	.000	2-2	0	0	0	0	0	0	0	0	.000	0	0	0	0	.000	0	0	0-0	2	0	1	.667
Sterling Hayes	.000	2-0	0	2	0	0	0	0	0	0	.000	2	0	0	0	1.000	0	0	0-0	0	1	0	1.000
Totals	.337	14	493	129	166	32	8	12	116	250	.507	91	14	102	7	.444	13	3	16-22	378	112	7	.986
Opponents	.218	14	467	61	102	26	2	6	61	150	.321	63	17	180	4	.330	4	1	13-19	348	106	22	.954

LOB - Team (137), Opp (113). DP's turned - Team (6), Opp (7). IBB - Team (2), Bleday 1, Duvall 1. Picked off - Martin 1, Paul 1, Clarke 1.

(All games Sorted by Earned run avg)

Player	era	w-l	app	gs	cg	sho	sv	ip	h	r	er	bb	so	2b	3b	hr	b/avg	wp	hp	bk	sfa	sha
Patrick Raby	0.57	2-0	3	3	0	0/0	0	15.2	8	3	1	8	15	0	0	0	.151	0	1	0	0	1
Mason Hickman	3.21	0-0	5	0	0	0/0	2	14.0	12	5	5	4	17	4	1	1	.235	0	0	0	1	0
Drake Fellows	5.32	3-0	4	4	0	0/0	0	22.0	21	13	13	10	36	8	0	2	.250	2	4	0	1	0
Chance Huff	5.87	2-0	4	3	0	0/0	0	15.1	13	10	10	9	19	7	0	0	.220	2	2	0	1	0

Austin Becker	0.00	0-0	1	0	0	0/0	1	3.0	0	0	0	2	8	0	0	0	.000	1	0	0	0	0
Hugh Fisher	1.59	1-0	4	0	0	0/0	0	5.2	9	1	1	4	9	2	0	0	.346	0	1	0	0	0
Tyler Brown	1.74	0-0	7	0	0	0/0	2	10.1	8	2	2	1	17	1	0	0	.211	0	0	0	1	0
Zach King	3.00	0-0	3	2	0	0/1	1	12.0	10	4	4	5	16	0	0	0	.238	0	2	0	0	0
Ethan Smith	3.72	2-0	4	0	0	0/1	0	9.2	5	4	4	7	14	2	0	0	.147	0	1	0	0	0
Jake Eder	3.86	0-0	5	0	0	0/1	2	4.2	1	2	2	3	8	0	0	0	.071	0	1	0	0	0
Jackson Gillis	7.71	1-1	2	0	0	0/0	0	2.1	1	2	2	3	3	0	0	0	.125	1	0	0	0	0
Kumar Rocker	9.64	1-1	3	1	0	0/0	0	4.2	7	5	5	2	7	1	0	0	.333	1	2	0	0	0
Erik Kaiser	12.00	0-0	1	1	0	0/0	0	3.0	4	4	4	0	4	0	1	1	.308	0	1	0	0	0
AJ Franklin	14.73	0-0	4	0	0	0/0	0	3.2	3	6	6	5	7	1	0	2	.200	0	2	0	0	0
Totals	4.21	12-2	14	14	0	1/1	8	126.0	102	61	59	63	180	26	2	6	.218	7	17	0	4	1
Opponents	7.68	2-12	14	14	0	0/0	0	116.0	166	129	99	91	102	32	8	12	.337	19	14	6	13	3

PB - Team (3), Clarke 2, Duvall 1, Opp (5). Pickoffs - Team (2), King 1, Raby 1, Opp (3). SBA/ATT - Clarke (8-12), Duvall (2-4), Hickman (3-4), King (2-4), Scott (3-3), Fellows (1-3), Fisher (2-2), Gillis (2-2), Rocker (1-1), Huff (0-1), Raby (1-1), Brown (1-1).

NUMERICAL ROSTER

No.	Name	Pos.	B/T	Ht.	Wt.	Cl.	Hometown/High School
2	Harrison Ray	IF	R/R	5-11	200	Jr.	Longwood, Fla./Lake Brantley
3	Cooper Davis	OF	L/R	5-10	175	So.	Mississauga, Ontario/St. Aloysius Gonzaga
5	Philip Clarke	C	L/R	5-11	190	So.	Franklin, Tenn./Chris Presbyterian Academy
6	Tate Kolwyck	IF	R/R	5-11	185	Fr.	Memphis, Tenn./Arlington
8	Isaiah Thomas	OF	R/R	6-2	190	Fr.	Palm Beach Gardens, Fla./The Benjamin School
10	Ethan Paul	IF	L/R	5-10	180	Sr.	Bellevue, Wash./International School
11	Matt Hogan	OF	L/R	6-0	190	Fr.	Melville, N.Y./Half Hollow Hills East
12	Dominic Keegan	UTL	R/R	6-0	210	Fr.	Methuen, Mass./Central Catholic
13	Kiambu Fentress	OF	R/R	6-0	175	R-Jr.	Nashville, Tenn./Ensworth
16	Austin Martin	UTL	R/R	6-0	175	So.	Jacksonville, Fla./Trinity Christian Academy
17	Walker Grisanti	OF	L/R	5-11	195	Sr.	Collierville, Tenn./Christian Brothers
18	Pat DeMarco	OF	R/R	5-9	192	So.	Staten Island, N.Y./Winder-Barrow
19	Stephen Scott	UTL	L/R	5-11	200	Sr.	Cary, N.C./Cardinal Gibbons
20	Ty Duvall	C	L/R	5-10	185	Jr.	Lebanon, Ohio/Lebanon
21	Tyler Brown	RHP	R/R	6-4	233	So.	Ashland, Ohio/Olentangy Orange
22	Julian Infante	IF	R/R	6-3	210	Sr.	Miami, Fla./Westminister Christian
27	Ethan Smith	RHP	R/R	6-1	200	Fr.	Mt. Juliet, Tenn./Mt. Juliet
29	Patrick Raby	RHP	R/R	6-3	230	Sr.	Knoxville, Tenn./Farragut
30	Sterling Hayes	IF	R/R	6-1	190	Fr.	San Diego, Calif./Francis Parker
32	Hugh Fisher	LHP	R/L	6-5	187	So.	Eads, Tenn./Briarcrest Christian
33	Erik Kaiser	RHP	R/R	6-4	215	So.	Waterloo, Ill./Waterloo
34	Zach King	LHP	L/L	6-6	212	Jr.	Spring Hill, Tenn./Spring Hill
35	Jackson Gillis	LHP	R/L	6-3	235	Jr.	Wilmington, Mass./Wilmington
36	John Malcom	UTL	L/L	6-3	220	Fr.	West Bloomfield, Mich./Detroit Country Day
39	Jake Eder	LHP	L/L	6-4	220	So.	Ocean Ridge, Fla./Calvary Christian Academy
42	Justyn-Henry Malloy	UTL	R/R	6-2	210	Fr.	Bergenfield, N.J./St. Joseph Regional
43	Austin Becker	RHP	R/R	6-5	190	Fr.	Columbus, Ohio/Big Walnut
44	Mason Hickman	RHP	R/R	6-6	230	So.	Hendersonville, Tenn./Pope John Paull II
45	Chance Huff	RHP	R/R	6-4	210	Fr.	Niceville, Fla./Niceville
49	AJ Franklin	LHP	L/L	6-1	180	R-Jr.	Lebanon, Tenn./Wilson Central
51	JJ Bleday	OF	L/L	6-3	205	Jr.	Panama City Beach, Fla./A. Crawford Mosley
55	Joe Gobillot	LHP	L/L	6-6	228	R-Fr.	Houston, Texas/St. John's
66	Drake Fellows	RHP	L/R	6-5	216	Jr.	Plainfield, Ill./Joliet Catholic Academy
80	Kumar Rocker	RHP	R/R	6-4	255	Fr.	Athens, Ga./North Oconee
99	Jayson Gonzalez	IF	R/R	6-2	207	So.	Covina, Calif./Bishop Amat

Head Coach: 4 Tim Corbin (Ohio Wesleyan, 1984) - 17th Season at Vanderbilt
Associate Head Coach: 26 Scott Brown (SUNY-Cortland, 1999)
Assistant Coach: 24 Mike Baxter (Vanderbilt, 2005)
Volunteer Coach: 1 David Macias (Vanderbilt, 2008)
Athletic Trainer: Tracy Campbell (James Madison, 2008)
Strength & Conditioning Coach: Chris Ham (Illinois, 2005)
Director of Baseball Operations: Brooks Webb (Birmingham Southern, 2011)
Director of Player Development: Brandon Barak (Illinois, 2012)
Video Coordinator: Josh Ruchotzke (Vanderbilt, 2017)
Equipment Manager: Kevin Collins (Purdue, 2015)

PRONUNCIATION CHART

JJ Bleday _____ bleh-DAY
Kiambu Fentress _____ key-AHM-boo
Joe Gobillot _____ GAW-buh-lo
Walker Grisanti _____ greh-sahn-TEE
Tate Kolwyck _____ COLE-wick
Methuen, Massachusetts _____ METH-OO-EN
Patrick Raby _____ ray-BEE
Kumar Rocker _____ KOO-mar

ALPHABETICAL ROSTER


#	Name	Pos.	Yr.
43	Austin Becker	RHP	Fr.
51	JJ Bleday	OF	Jr.
21	Tyler Brown	RHP	So.
5	Philip Clarke	C	So.
3	Cooper Davis	OF	Jr.
18	Pat DeMarco	OF	So.
20	Ty Duvall	C	Jr.
39	Jake Eder	LHP	So.
66	Drake Fellows	RHP	Jr.
13	Kiambu Fentress	OF	R-Jr.
32	Hugh Fisher	LHP	So.
49	AJ Franklin	LHP	R-Jr.
35	Jackson Gillis	LHP	Jr.
55	Joe Gobillot	LHP	R-Fr.
99	Jayson Gonzalez	IF	So.
17	Walker Grisanti	OF	Sr.
30	Sterling Hayes	IF	Fr.
44	Mason Hickman	RHP	So.
11	Matt Hogan	OF	Fr.
45	Chance Huff	RHP	Fr.
22	Julian Infante	IF	Sr.
33	Erik Kaiser	RHP	So.
12	Dominic Keegan	UTL	Fr.
34	Zach King	LHP	Jr.
6	Tate Kolwyck	IF	Fr.
36	John Malcom	UTL	Fr.
42	Justyn-Henry Malloy	UTL	Fr.
16	Austin Martin	IF	So.
10	Ethan Paul	IF	Sr.
29	Patrick Raby	RHP	Jr.
2	Harrison Ray	IF	Sr.
80	Kumar Rocker	RHP	Fr.
19	Stephen Scott	UTL	Sr.
27	Ethan Smith	RHP	Fr.
8	Isaiah Thomas	OF	Fr.

EXPERIENCE BREAKDOWN


Seniors (5) _____ Grisanti, Infante, Paul, Raby, Scott
Redshirt Juniors (2) _____ Fentress, Franklin
Juniors (7) __ Bleday, Davis, Duvall, Fellows, Gillis, King, Ray
Sophomores (9) _____ Brown, Clarke, DeMarco, _____ Eder, Fisher, Gonzalez, Hickman, Kaiser, Martin
Redshirt Freshman (1) _____ Gobillot
Freshmen (11) _____ Becker, Hayes, Hogan, Huff, Keegan, _____ Kolwyck, Malcom, Malloy, Rocker, Smith, Thomas




Harrison Ray
So. ★ 5-11 ★ 200 ★ R/R
IF ★ Longwood, Fla.




Cooper Davis
So. ★ 5-10 ★ 175 ★ L/R
OF ★ Mississauga, Ontario




Philip Clarke
So. ★ 5-11 ★ 190 ★ L/R
C ★ Franklin, Tenn.




Tate Kolwyck
Fr. ★ 5-11 ★ 185 ★ R/R
IF ★ Memphis, Tenn.




Isaiah Thomas
Fr. ★ 6-2 ★ 190 ★ R/R
OF ★ Palm Beach Gardens, Fla.



Ethan Paul
Sr. ★ 5-10 ★ 180 ★ L/R
IF ★ Bellevue, Wash.




Matt Hogan
Fr. ★ 6-0 ★ 190 ★ L/R
OF ★ Melville, N.Y.




Dominic Keegan
Fr. ★ 6-0 ★ 210 ★ R/R
UTL ★ Methuen, Mass.




Kiambu Fentress
R-Jr. ★ 6-0 ★ 175 ★ R/R
OF ★ Nashville, Tenn.



Austin Martin
So. ★ 6-0 ★ 175 ★ R/R
UTL ★ Jacksonville, Fla.




Walker Grisanti
Sr. ★ 5-10 ★ 195 ★ L/R
OF ★ Collierville, Tenn.




Pat DeMarco
So. ★ 5-9 ★ 192 ★ R/R
OF ★ Staten Island, N.Y.




Stephen Scott
Sr. ★ 5-11 ★ 200 ★ L/R
UTL ★ Cary, N.C.




Ty Duvall
Jr. ★ 5-10 ★ 185 ★ L/R
C ★ Lebanon, Ohio




Tyler Brown
So. ★ 6-4 ★ 233 ★ R/R
RHP ★ Ashland, Ohio




Julian Infante
Sr. ★ 6-3 ★ 210 ★ R/R
IF ★ Miami, Fla.



Ethan Smith
Fr. ★ 6-1 ★ 200 ★ R/R
RHP ★ Mt. Juliet, Tenn.




Patrick Raby
Sr. ★ 6-3 ★ 230 ★ R/R
RHP ★ Knoxville, Tenn.




Sterling Hayes
Fr. ★ 6-1 ★ 190 ★ R/R
IF ★ San Diego, Calif.




Hugh Fisher
So. ★ 6-5 ★ 187 ★ R/L
LHP ★ Eads, Tenn.




Erik Kaiser
So. ★ 6-4 ★ 215 ★ R/R
RHP ★ Waterloo, Ill.




Zach King
Jr. ★ 6-6 ★ 212 ★ L/L
LHP ★ Spring Hill, Tenn.



Jackson Gillis
So. ★ 6-3 ★ 235 ★ R/L
LHP ★ Wilmington, Mass.




John Malcom
Fr. ★ 6-3 ★ 220 ★ L/L
UTL ★ West Bloomfield, Mich.




Jake Eder
So. ★ 6-4 ★ 220 ★ L/L
LHP ★ Ocean Ridge, Fla.




Justyn-Henry Malloy
Fr. ★ 6-2 ★ 210 ★ R/R
UTL ★ Bergenfield, N.J.




Austin Becker
Fr. ★ 6-5 ★ 190 ★ R/R
RHP ★ Columbus, Ohio




Mason Hickman
So. ★ 6-6 ★ 230 ★ R/R
RHP ★ Hendersonville, Tenn.




Chance Huff
Fr. ★ 6-4 ★ 210 ★ R/R
RHP ★ Niceville, Fla.




AJ Franklin
R-Jr. ★ 6-1 ★ 180 ★ L/L
LHP ★ Lebanon, Tenn.




JJ Bleday
Jr. ★ 6-3 ★ 205 ★ L/L
OF ★ Panama City Beach, Fla.



Joe Gobillot
R-Fr. ★ 6-6 ★ 228 ★ L/L
LHP ★ Houston, Texas



Drake Fellows
So. ★ 6-5 ★ 216 ★ L/R
RHP ★ Plainfield, Ill.




Kumar Rocker
Fr. ★ 6-4 ★ 255 ★ R/R
RHP ★ Athens, Ga.




Jayson Gonzalez
So. ★ 6-2 ★ 207 ★ R/R
IF ★ Covina, Calif.




Tim Corbin
Head Coach
17th Season



Scott Brown
Associate Head Coach
7th Season



Mike Baxter
Hitting Coach
2nd Season



David Macias
Volunteer Assistant Coach
2nd Season