



# VANDERBILT

## 2019 BASEBALL GAME NOTES



Vanderbilt Athletic Communications ★ 2601 Jess Neely Dr. Nashville, TN 37212  
Baseball Contact: Andrew Pate ★ Cell: 713.387.9119 ★ Email: andrew.pate@vanderbilt.edu  
VUCommodores.com ★ Twitter: @VandyBoys

### 2019 SCHEDULE/RESULTS

OVERALL: 10-2 | SEC: 0-0 | H: 8-1 | A: 0-0 | N: 2-1

#### FEBRUARY (6-2)

15	vs. Virginia#	W, 15-9	Talking Stick, Ariz.
16	vs. #25 Cal State Fullerton#	W, 14-9	Talking Stick, Ariz.
17	vs. #19 TCU#	L, 10-2	Talking Stick, Ariz.
20	EVANSVILLE	W, 5-4	Nashville, Tenn.
23	PEPPERDINE	CANCELLED	Nashville, Tenn.
24	PEPPERDINE (G1)	W, 6-3	Nashville, Tenn.
24	PEPPERDINE (G2)	W, 6-2	Nashville, Tenn.
26	SE MISSOURI STATE	W, 11-3	Nashville, Tenn.
27	AUSTIN PEAY	L, 7-6 (10)	Nashville, Tenn.

#### MARCH (4-0)

1	DAYTON	W, 11-3	Nashville, Tenn.
2	DAYTON (G1)	W, 5-1	Nashville, Tenn.
2	DAYTON (G2)	W, 2-0	Nashville, Tenn.
5	DAVIDSON	W, 24-2	Nashville, Tenn.
6	ETSU	2:00 p.m.	Nashville, Tenn.
8	ILLINOIS STATE	4:30 p.m.	Nashville, Tenn.
9	ILLINOIS STATE	2:00 p.m.	Nashville, Tenn.
10	ILLINOIS STATE	1:00 p.m.	Nashville, Tenn.
12	SAMFORD	6:30 p.m.	Nashville, Tenn.
15	at Texas A&M*	6:30 p.m.	College Station, Texas
16	at Texas A&M*	2:00 p.m.	College Station, Texas
17	at Texas A&M*	1:00 p.m.	College Station, Texas
19	vs. Belmont^	6:30 p.m.	Nashville, Tenn.
22	FLORIDA*	6:00 p.m.	Nashville, Tenn.
23	FLORIDA*	6:30 p.m.	Nashville, Tenn.
24	FLORIDA*	1:00 p.m.	Nashville, Tenn.
26	vs. Lipscomb^	6:30 p.m.	Nashville, Tenn.
29	TENNESSEE*	6:30 p.m.	Nashville, Tenn.
30	TENNESSEE*	8:00 p.m.	Nashville, Tenn.
31	TENNESSEE*	2:00 p.m.	Nashville, Tenn.

#### APRIL (0-0)

2	WESTERN KENTUCKY	6:30 p.m.	Nashville, Tenn.
5	at Georgia*	6:00 p.m.	Athens, Ga.
6	at Georgia*	1:00 p.m.	Athens, Ga.
7	at Georgia*	11:00 a.m.	Athens, Ga.
9	at Middle Tennessee	6:00 p.m.	Murfreesboro, Tenn.
12	ARKANSAS*	7:00 p.m.	Nashville, Tenn.
13	ARKANSAS*	8:00 p.m.	Nashville, Tenn.
14	ARKANSAS*	1:00 p.m.	Nashville, Tenn.
16	INDIANA STATE	6:30 p.m.	Nashville, Tenn.
19	at Alabama*	6:00 p.m.	Tuscaloosa, Ala.
20	at Alabama*	8:00 p.m.	Tuscaloosa, Ala.
21	at Alabama*	1:00 p.m.	Tuscaloosa, Ala.
26	AUBURN*	6:30 p.m.	Nashville, Tenn.
27	AUBURN*	7:00 p.m.	Nashville, Tenn.
28	AUBURN*	1:00 p.m.	Nashville, Tenn.
30	TENNESSEE TECH	6:30 p.m.	Nashville, Tenn.

#### MAY (0-0)

3	at South Carolina*	6:00 p.m.	Columbia, S.C.
4	at South Carolina*	7:00 p.m.	Columbia, S.C.
5	at South Carolina*	12:30 p.m.	Columbia, S.C.
7	at Louisville	6:00 p.m.	Louisville, Ky.
10	MISSOURI*	6:30 p.m.	Nashville, Tenn.
11	MISSOURI*	2:00 p.m.	Nashville, Tenn.
12	MISSOURI*	1:00 p.m.	Nashville, Tenn.
14	MIDDLE TENNESSEE	6:30 p.m.	Nashville, Tenn.
16	at Kentucky*	5:30 p.m.	Lexington, Ky.
17	at Kentucky*	5:30 p.m.	Lexington, Ky.
18	at Kentucky*	1:00 p.m.	Lexington, Ky.
21-26	SEC Tournament		Birmingham, Ala.

# MLB4 Collegiate Baseball Tournament (Salt River Fields)

^ First Tennessee Park

\* Southeastern Conference game

### #1 VANDERBILT COMMODORES (10-2, 0-0 SEC) vs. EAST TENNESSEE STATE BUCS (9-2, 0-0 Southern)

March 6, 2019 ★ 2:00 p.m. CT ★ Nashville, Tenn. ★ Hawkins Field (3,626)

GAME 13



#### VANDERBILT

2019 Record: 10-2 Overall, 0-0 SEC

Home / Away / Neutral: 8-1 / 0-0 / 2-1

Rankings: D1: 1 | NCBWA: 1 | Coaches: 1

BA: 1 | CB: 2 | PG: 2

Head Coach: Tim Corbin

Career Record: 797-482-1 (22nd)

Record at Vanderbilt: 691-344-1 (17th)



#### ETSU

2019 Record: 9-2 Overall, 0-0 Southern

Home / Away / Neutral: 9-0 / 0-2 / 0-0

Rankings: D1: NR | NCBWA: NR | Coaches: NR

BA: NR | CB: NR | PG: NR

Head Coach: Joe Pennucci

Career Record: 37-27 (2nd)

Record at Davidson: Same

**REMAINING NO. 1:** For a fourth consecutive week, Vandy is ranked the nation's top team per D1Baseball.com.

- ★ Vandy moved into the top spot in the USA Today Coaches' Poll for the first time this season on Monday following its weekend sweep of Dayton.

**PITCHING PROWESS:** Vandy leads the SEC and ranks third nationally with 12.91 strikeouts per nine innings.

- ★ Vandy has fanned 15-plus batters on five occasions including 18 last Friday against Dayton.
- ★ In nine home games, Vandy has posted a 2.52 ERA while limiting opponents to a .194 average.

**TABLE SETTERS:** Vanderbilt's top of the order -- **Cooper Davis, Austin Martin** and **JJ Bleday** -- has batted .434 (63-for-145) with 4.08 runs/game and 2.41 RBIs/game.

- ★ Martin ranks fourth nationally in hits (24) while Bleday is 22nd (20) and Davis is 46th (19).

**ATTA BOY JJ:** Junior **JJ Bleday** enters Wednesday riding a 40-game on-base streak (March 4, 2018-present).

- ★ The active streak ranks second nationally and trails only Cal State Fullerton's Hank LoForte (55 games).
- ★ Bleday produced the longest hit streak (20 games) for a Dore since 2014, reaching the mark in Game 1 on Saturday. He went 0-for-3 in the finale.

**HOME NONCON SUCCESS:** Vanderbilt is 105-21 (.833) in nonconference games at Hawkins Field since the start of the 2013 season. The Commodores went 12-4 in those games a season ago. Vandy's best mark during that stretch came in 2016 when the squad finished 20-1.

**FEBRUARY IN REVIEW:** Vanderbilt produced a winning record in February for a seventh consecutive season and ninth time in the last 10 years.

- ★ Vandy batted .340 -- the fourth time in the last five seasons the squad hit over .300 in the month.
- ★ The Commodores fielded .982 -- the third time in the last four years the team fielded above .980.

**2018 REWIND:** Vandy advanced to its seventh NCAA Super Regional in the last nine seasons before falling one victory shy of reaching the College World Series. The Dore, who won 10 of their final 14 games, finished the 2018 campaign 35-27 and ranked No. 18 by D1Baseball.com.

**VETERAN PRESENCE:** Vanderbilt returns eight positional starters and four starting pitchers from last year's NCAA Super Regional squad to its 2019 unit.

- ★ Offensively, 2019 returners contributed 80.5% of runs scored, 82.6% of hits, 82.7% of extra-base hits, 82% of RBIs and 72% of stolen bases in 2018.
- ★ Commodore returning pitchers contributed 90% of starts, 85.7% of wins, 80% of innings pitched and 77% of strikeouts in 2018.

**FACING ETSU:** Wednesday marks the fifth matchup all-time against East Tennessee State with Vanderbilt holding a 4-0 lead in the all-time series.

- ★ Vandy has outscored ETSU, 31-8 in four meetings.
- ★ The matchup is the first since the 2013 Nashville Regional when the Dore downed the Bucs, 9-1.

**TUESDAY'S ONSLAUGHT:** Vanderbilt thumped Davidson, 24-2 on Tuesday for its fourth consecutive victory.

- ★ The 24 runs were the most since 1991 when the Dore scored as many in a 24-0 win vs. Valparaiso.
- ★ Thirteen Commodores combined to draw 17 walks, a mark that ranks third in single-game team history.
- ★ With a first pitch of 34 degrees, Tuesday was the coldest game at Hawkins Field since Feb. 27, 2015, against Illinois State (31 degrees).

**ON THE OFFENSIVE:** Vanderbilt ranks first in the SEC in batting average (.324), hits (138), on-base percentage (.440) and triples (5).

- ★ The Commodores produced six consecutive double-digit hit performances (Feb. 20-March 1) for the first time since a season ago.
- ★ Vandy has scored five or more runs 10 times and 10-plus runs five times including Tuesday's 24-2 win.

**PATH TO 800:** Vanderbilt head coach **Tim Corbin** is three victories shy from reaching 800 career.

- ★ Only 25 active head coaches have reached the 800-win milestone. Of those 24, only 11 have a higher career winning percentage than Corbin's .667.
- ★ Corbin is in his 22nd year as a head coach. He has 691 wins at Vanderbilt and 106 at Presbyterian.

**DE-FENSE:** Vanderbilt is second in the SEC and ranks 16th nationally in fielding percentage (.984).

- ★ In 2018, Vandy set a new school record and finished fifth nationally with a .981 fielding percentage.
- ★ The Dore have posted a fielding percentage of .975 or better in five of the last six years.

**FRESHMAN ORIENTATION:** Vandy led the nation as four student-athletes were named to the 2018 Collegiate Baseball Freshman All-American Team. **Philip Clarke, Pat DeMarco, Mason Hickman** and **Austin Martin** -- all returning for 2019 -- were recognized for their efforts.

**THE STREAK CONTINUES:** Vanderbilt's current streak of 13 consecutive NCAA Tournament appearances is the longest in the SEC and the third-longest nationally, trailing only Florida State (41) and Cal State Fullerton (27).

**NO. 4, MR. TIM CORBIN:** Head coach **Tim Corbin** is in his 17th season (2003-present) at the helm. Corbin has led the Commodores to 14 NCAA Tournaments, eight Super Regionals, three College World Series, one national championship (2014) and one runner-up (2015).

- ★ Corbin is 691-344-1 (.667) at Vandy and became the program's all-time winningest coach with a 9-4 victory on March 4, 2018 against Houston.
- ★ Under Corbin, 40 players have been named an All-American including 11 who have received first-team recognition.
- ★ In the Corbin era, 22 players have gone on to play in the Major Leagues, the most in the SEC since 2003.

**LET THE KIDS PLAY:** Vanderbilt's freshman class was ranked No. 2 nationally by Baseball America.

- ★ Six players appeared on the 2018 BA500, which ranks the best 500 players in the draft class.
- ★ Eight freshmen made their collegiate debuts on opening weekend. **Justyn-Henry Malloy** registered a pinch-hit RBI single and **Sterling Hayes** scored a run among notables.

**DORES ON TOP:** In Sept. 2017, D1Baseball.com recognized Vanderbilt as the No. 2 program nationally in the publication's bi-annual Top 100 rankings.

- ★ The list is designed to assess the overall health of programs in the current era with the ultimate goal of identifying "the programs in the best shape right now, with an eye towards the next five to 10 years."
- ★ The Commodores were ranked the nation's top program in D1Baseball's inaugural rankings (2015).

**WELCOME TO THE HAWK:** The Commodores have been tough to beat at Hawkins Field since the facility opened its gates in 2002. Vanderbilt boasts a 443-160-1 (.734) all-time record at its home including a 336-101-1 (.768) mark since the start of the 2007 season.

- ★ The Dores won 6-of-7 regular season three-game home series in 2018 and have won 48-of-61 three-game sets at The Hawk since 2011.

VANDERBILT IN THE NATIONAL RANKINGS						
DATE	BA	NCBWA	CB	USA	D1	PG
Preseason	1	1	2	2	1	3
Feb. 18	1	2	2	2	1	3
Feb. 25	1	2	2	2	1	3
March 4	1	1	2	1	1	2
March 11						
March 18						
March 25						
April 1						
April 8						
April 15						
April 22						
April 29						
May 6						
May 13						
May 20						
May 27						
June 3						
FINAL						
*For consistency, Vanderbilt uses the D1Baseball.com (D1) poll as its primary ranking.						

UPCOMING SCHEDULE AND PROBABLE PITCHING MATCHUPS			
DATE	OPPONENT	VANDERBILT STARTER	OPPOSING STARTER
Wed. Mar. 6	ETSU	RHP Erik Kaiser (0-0, 0.00 ERA)	RHP Zach Kirby (0-0, 1.17 ERA)
Fri., Mar. 7	Illinois State	RHP Drake Fellows (2-0, 5.06 ERA)	TBD (0-0, 0.00 ERA)
Sat. Mar. 8	Illinois State	RHP Patrick Raby (2-0, 0.57 ERA)	TBD (0-0, 0.00 ERA)
Sun. Mar. 9	Illinois State	TBD (0-0, 0.00 ERA)	TBD (0-0, 0.00 ERA)

**SENIOR LEADERS:** Vandy's five-member senior class is its largest since carrying seven in 2008. The class includes OF **Walker Grisanti**, 1B **Julian Infante**, SS **Ethan Paul**, RHP **Patrick Raby** and UTL **Stephen Scott**.

- ★ Since arriving on campus in 2016, the unit has helped Vandy to 124 victories, three NCAA Regionals and two Super Regionals. The unit is looking for its first trip to the College World Series.

**THE 2019 SCHEDULE:** Vanderbilt's 2019 schedule is another formidable slate. The Commodores face 10 teams that reached the NCAA Tournament in 2018 a total 22 times (39.2 percent of games).

- ★ Vandy hosts 19 of its 26 nonconference games including 15 consecutive from Feb. 20-March 12. Vandy's next road game is March 15 at Texas A&M.

**FIRST FOR FIRST ROUND PICKS:** Vanderbilt leads the SEC with 22 MLB first-round draft picks (including first-round supplemental picks). Vandy is one of two universities to produce multiple No. 1 picks with **David Price** in 2007 and **Dansby Swanson** in 2015.

**FAR AND WIDE:** The 2019 roster features players from 14 different states as well as one (**Cooper Davis**) from Ontario, Canada. In total, 12 players hail from Tennessee and another eight call Florida home.

- ★ Three Commodores are from Ohio while two players are represented from California, Georgia, Illinois, Massachusetts, New Jersey and New York.

**MAJOR LEAGUE DORES:** In total, 13 former players made a MLB appearance in 2018, a mark that ranks second nationally and first in the SEC.

- ★ The Commodores led the nation with seven pitchers who made at least one MLB start and eight total hurlers who made an appearance in 2018.

VANDERBILT RECORD WHEN...

2019	
SEC Standing	
SEC East Standing	
Home/Road/Neutral	8-1/0-0/2-1
Day/Night	8-2/2-0
vs. RH/LH starters	6-1/4-1
Leading after 6 innings	10-1
Tied after 6 innings	0-0
Trailing after 6 innings	0-1
Leading after 7 innings	10-1
Tied after 7 innings	0-0
Trailing after 7 innings	0-1
Leading after 8 innings	10-1
Tied after 8 innings	0-0
Trailing after 8 innings	0-1
Vanderbilt scores first	9-1
Opponents score first	1-1
Shutouts	1-0
Scoring less than 3 runs	1-1
Scoring 3 to 5 runs	3-0
Scoring 6 or more runs	7-1
Vanderbilt hits HR/hit 0 HR	8-1/2-1
1-run/2-run games	1-1/1-0
Walk-offs	0-0
Extra innings (home/road/neutral)	0-1/0-0/0-0
Series openers/finales	3-0/2-1
Series W-L (home)	2-0
Series W-L (road)	0-0
Series W-L (neutral)	1-0
Series W-L (total)	3-0
Three-game sweeps (home/road)	1-0/0-0
Come-from-behind-wins	1

UPCOMING MILESTONES

Drake Fellows	30 Career Starts (29)
Julian Infante	20 Career Home Runs (19)
Zach King	100 Career Strikeouts (98)
Zach King	50 Career Appearances (49)
Ethan Paul	50 Career Doubles (47)
Patrick Raby	25 Career Victories (24)
Stephen Scott	20 Career Home Runs (18)

VANDY TEAM LEADERS

Batting	
Hits	Austin Martin (24)
Doubles	Ethan Paul (6)
Triples	Austin Martin (3)
HR	JJ Bleday (4)
RBIs	Philip Clarke (15)
Runs	Austin Martin (22)
SB	Three players (3)
BB	JJ Bleday (11)
AVG	Austin Martin (.480)
OBP	Austin Martin (.581)
SLG	JJ Bleday (.761)

Pitching	
ERA (reliever, min. 4.0 IP)	Hugh Fisher (1.59)
ERA (starter)	Patrick Raby (0.57)
Wins	Four players (2)
Saves	Mason Hickman/Jake Eder (2)
Appearances	Tyler Brown (6)
Starts	Three players (3)
Innings (reliever)	Mason Hickman (11.0)
Innings (starter)	Drake Fellows (16.0)
Strikeouts (reliever)	Mason Hickman/Ethan Smith (14)
Strikeouts (starter)	Drake Fellows (27)

## BATTING NOTES

### 51 ★ JJ Bleday, OF

**.435 AVG**

**4 HR**

**14 RBI**

**.533 OBP**

**.761 SLG**

**LAST 5 GAMES:** 6-16 (.375), 7 RBI, 6 R  
**LAST 10 GAMES:** 15-34 (.441), 11 RBI

**NON-CON:** 20-46 (.435), 14 RBI  
**SEC GAMES:** N/A

**HOME:** 14-30 (.467), 11 RBI  
**ROAD:** N/A

**CURRENT STREAK:** 1 G (1-3, 3 RBI)  
**SEASON-HIGH STREAK:** 10 G (2/15-3/2)

- ★ Baseball America First-Team Preseason All-American... D1Baseball Second-Team Preseason All-American ... Second-Team Preseason All-SEC.
- ★ Ranked as D1Baseball.com's No. 11 prospect for the 2019 MLB Draft and No. 3 prospect in the SEC.
- ★ Named the Cap Cod League's top pro prospect by scouts last summer.
- ★ Extended his on-base streak to 40 games (March 4, 2018-present)... The streak ranks second nationally [Cal State Fullerton's Hank LoForte (55 games)].
- ★ Team leader with five multi-RBI games... Ranks third on the squad with seven multi-hit games.
- ★ Led Vandy with a .368 average, .511 slugging percentage and .494 on-base percentage in 2018.
- ★ Recorded at least one hit in 32 of his 39 games and reached base in 38 of his 39 games in '18... Missed 22 games (March 30-May 6) due to an oblique injury.
- ★ Belted the game-winning walk-off home run against Mississippi State for a 4-3 victory during Game 2 of the NCAA Nashville Super Regional on June 9.
- ★ Finished tied for third on the team with 31 walks in 2018... Recorded 14 multi-hit performances across 39 games and 35 starts.

### 5 ★ Philip Clarke, C

**.280 AVG**

**2 HR**

**15 RBI**

**.379 OBP**

**.460 SLG**

**LAST 5 GAMES:** 5-21 (.238), 4 RBI, 5 R  
**LAST 10 GAMES:** 10-41 (.244), 7 RBI

**NON-CON:** 14-50 (.280), 15 RBI, 10 R  
**SEC GAMES:** N/A

**HOME:** 10-37 (.270), 7 RBI  
**ROAD:** N/A

**CURRENT STREAK:** 1 G (1-4, 3 R)  
**SEASON-HIGH STREAK:** 7 G (2/20-3/2)

- ★ Nation's No. 34-ranked sophomore (Perfect Game)... SEC's No. 33-ranked prospect for the 2019 MLB Draft (D1Baseball)... First-Team Preseason All-SEC.
- ★ Team leader with 15 RBIs, a mark that ranks ninth in the SEC... Fourth in the SEC with four hit by pitches.
- ★ Named a 2018 Collegiate Baseball Freshman All-American after leading Vanderbilt with 16 doubles in 58 appearances and 49 starts.
- ★ Batted .294 and finished third on the team with 18 multi-hit games in 2018... Was second in overall games with 20 two-out RBIs.
- ★ Finished second on the squad with for hits (35) and batting average (.302) in 2018 SEC play... Made 36 starts at designated hitter and 13 starts at catcher.
- ★ Named to the 2018 NCAA Clemson Regional All-Tournament Team after batting .385 (5-for-13) with three RBIs, two home runs, two runs and two walks.
- ★ Reached base in 26 of his final 30 games... Struck his first collegiate home run against Presbyterian on Feb. 21 as part of a 1-for-3 outing with three RBIs.

### 3 ★ Cooper Davis, OF

**.388 AVG**

**0 HR**

**8 RBI**

**.483 OBP**

**.510 SLG**

**LAST 5 GAMES:** 6-17 (.353), 5 R, 3 RBI  
**LAST 10 GAMES:** 17-41 (.415), 8 R

**NON-CON:** 19-49 (.388), 13 R, 8 RBI  
**SEC GAMES:** N/A

**HOME:** 16-37 (.432), 7 RBI  
**ROAD:** N/A

**CURRENT STREAK:** 2 G (3-6)  
**SEASON-HIGH STREAK:** 9 G (2/15-3/2)

- ★ Second in the SEC with two triples, sixth for hits (19) and 10th in hits per game (1.58)... Has logged a hit in 11 of 12 games this season.
- ★ Played in nine games (three starts) before suffering a broken wrist while making a diving attempt in pregame during late April a season ago.
- ★ Recorded his first collegiate hit, run and RBI on Feb. 21 while going 1-for-2 against Presbyterian... Drew his first walk on Feb. 23 against UMass-Lowell.
- ★ Struck out just once in 11 plate appearances in 2018... Played the outfield in six of his nine appearances.
- ★ First Vanderbilt player in the Tim Corbin era to hail from Canada... Played for the Canadian Jr. National U18 Team in 2017.
- ★ Drafted by the Toronto Blue Jays in the 25th round of the 2017 MLB Draft... Played for the Toronto Blue Jays Tournament 12 team from 2013-2016.

### 18 ★ Pat DeMarco, OF

**.205 AVG**

**0 HR**

**10 RBI**

**.296 OBP**

**.318 SLG**

**LAST 5 GAMES:** 5-15 (.333), 7 R, 8 RBI  
**LAST 10 GAMES:** 6-35 (.171), 7 R, 3 RBI

**NON-CON:** 9-44 (.205), 10 R, 10 RBI  
**SEC GAMES:** N/A

**HOME:** 7-29 (.241), 10 RBI  
**ROAD:** N/A

**CURRENT STREAK:** 2 G (3-5, 5 R)  
**SEASON-HIGH STREAK:** 4 G (2/24-3/2)

- ★ Nation's No. 42-ranked sophomore (Perfect Game)... SEC's No. 26-ranked prospect for the 2019 MLB Draft (D1Baseball).
- ★ Batting .318 (7-22) while reaching base 13 times over his last seven games after hitting just .091 (2-for-22) during the first five games of the year.
- ★ Registered a career-high seven RBIs while belting a grand slam during Vanderbilt's 24-2 win on Tuesday vs. Davidson.
- ★ Named a 2018 Collegiate Baseball Freshman All-American after leading the Commodores with 48 runs and 116 total bases.
- ★ Paced the Dores with 23 RBIs and was second with seven home runs in 30 SEC starts in 2018.
- ★ Finished second on the squad in multi-hit games (19) and multi-RBI games (13) in 2018... Was one of two players (Ethan Paul) to start all 62 games.

### 20 ★ Ty Duvall, C

**.167 AVG**

**0 HR**

**2 RBI**

**.360 OBP**

**.167 SLG**

**LAST 5 GAMES:** 0-9 (.000), 1 RBI  
**LAST 10 GAMES:** 3-18 (.167), 6 BB, 2 R

**NON-CON:** 3-18 (.167), 6 BB, 2 R  
**SEC GAMES:** N/A

**HOME:** 3-17 (.176), 5 BB  
**ROAD:** N/A

**CURRENT STREAK:** --  
**SEASON-HIGH STREAK:** 2 G (2/20-24)

- ★ Made his fourth start of the season at catcher on Saturday vs. Dayton adding a sac fly... Tied for sixth on the team with six walks.
- ★ Made his first start of the season on Feb. 20 against Evansville... Tied the game with an RBI-single in the fourth inning.
- ★ Made 31 appearances and started 15 games as a reserve catcher in 2018... Batted .270 while scoring 13 runs and collecting 10 RBIs.
- ★ Recorded a combined 17 hits in his final 25 appearances in 2018... Struck a pinch-hit home run in the ninth inning at Florida on March 31.
- ★ Collected a hit in six-consecutive games between April 20-May 1, 2018... Belted a solo homer and reached base twice against South Carolina on April 27.
- ★ Three-year team captain at Lebanon HS in Lebanon, Ohio... Top prospect in the state of Ohio in 2016 according to Perfect Game.

## BATTING NOTES CONTINUED

13 ★ Kiambu Fentress, OF	.000 AVG	0 HR	0 RBI	.000 OBP	.000 SLG
LAST 5 GAMES: 0-1 (.000) LAST 10 GAMES: N/A	NON-CON: 0-1 (.000) SEC GAMES: N/A	HOME: 0-1 (.000) ROAD: N/A	CURRENT STREAK: -- SEASON-HIGH STREAK: --		

- ★ Has appeared as a defensive replacement in center field three times... Went 0-for-1 in his first pinch-hitting appearance on Tuesday vs. Davidson.
- ★ Appeared in 10 games including six stints in the outfield and three opportunities as a pinch hitter in 2018... Did not record a hit in five at-bats.
- ★ Legged out an infield single at Middle Tennessee on April 18, 2017, for his first career hit... Made his collegiate debut in LF against UT Martin April 4, 2017.

99 ★ Jayson Gonzalez, INF	.269 AVG	1 HR	5 RBI	.441 OBP	.423 SLG
LAST 5 GAMES: 0-5 (.000), 2 R LAST 10 GAMES: 5-20 (.250), 5 R, 3 RBI	NON-CON: 7-26 (.269), 9 R, 5 RBI SEC GAMES: N/A	HOME: 3-14 (.214), 3 RBI ROAD: N/A	CURRENT STREAK: -- SEASON-HIGH STREAK: 2 G (2/15-16)		

- ★ Has scored at least one run in six of eight games played... Has drawn seven walks in his last six games... Has reached base in all seven games played.
- ★ Scored two runs and reached base twice after entering as a pinch hitter during Vanderbilt's 24-2 victory against Davidson.
- ★ Reached base in all three games on opening weekend... Recorded two hits, two RBIs and two runs vs. Virginia and two hits vs. Cal State Fullerton.
- ★ Made 44 appearances (39 starts) while batting .225 with 28 RBIs and 21 runs in 2018... Batted .300 with 16 RBIs and three homers over his first 19 games.
- ★ Was the only Commodore to produce multiple four-hit games, coming on Feb. 24, 2018, against UMass-Lowell and Feb. 27, 2018, against Austin Peay.

17 ★ Walker Grisanti, OF	.400 AVG	0 HR	2 RBI	.667 OBP	.600 SLG
LAST 5 GAMES: 2-3 (.666), 2 RBI LAST 10 GAMES: 0-0 (.000), 1 BB	NON-CON: 2-5 (.400), 2 RBI, 4 BB SEC GAMES: N/A	HOME: 2-3 (.666), 2 RBI ROAD: N/A	CURRENT STREAK: 1 G (2-3, 2 BB) SEASON-HIGH STREAK: 1 G (present)		

- ★ Went 2-for-3 with two RBIs vs. Davidson, marking his first multi-hit performance since April 6, 2017, vs. South Carolina.
- ★ Has drawn at least one walk in all three games played... Drew two walks during Tuesday's 24-2 victory against Davidson.
- ★ Appeared in 21 games and made 10 starts for the Commodores in 2018... Nine of his 10 starts came in left field with the other at designated hitter.
- ★ His 18 walks in 2018 led the team among reserves... Drew a free pass in 14 of his 21 appearances including a season-high three at UCLA on March 9.
- ★ Posted an impressive .448 on-base percentage while reaching base in 17 of his 21 appearances in 2018.

30 ★ Sterling Hayes, INF	.000 AVG	0 HR	0 RBI	1.000 OBP	.000 SLG
LAST 5 GAMES: 0-0 (.000), 1 BB, 1 R LAST 10 GAMES: 0-0 (.000), 1 BB, 1 R	NON-CON: 0-0 (.000), 2 BB, 2 R SEC GAMES: N/A	HOME: 0-0 (.000), 1 BB, 1 R ROAD: N/A	CURRENT STREAK: -- SEASON-HIGH STREAK: --		

- ★ Has made two appearances, drawing a walk and scoring a run in both games (Feb. 16 vs. Cal State Fullerton and March 5 vs. Davidson).
- ★ Lettered four years in baseball at Francis Parker High School under coach David Glassey... Also lettered in football two years in high school.
- ★ Recognized as California's No. 16 shortstop in the class of 2018 by Perfect Game... Named 2018 first-team All-San Diego County.
- ★ Batted a career .318 including an impressive .475 on-base percentage across 124 games... Recognized on the San Diego All-Academic Team all four years.

11 ★ Matt Hogan, OF	.000 AVG	0 HR	0 RBI	.333 OBP	.000 SLG
LAST 5 GAMES: 0-1 (.000), 1 BB, 1 R LAST 10 GAMES: 0-1 (.000), 1 K	NON-CON: 0-2 (.000), 1 R SEC GAMES: N/A	HOME: 0-1 (.000), 1 BB, 1 R ROAD: N/A	CURRENT STREAK: -- SEASON-HIGH STREAK: --		

- ★ Recorded his first walk and run, coming as a pinch hitter during Tuesday's 24-2 victory against Davidson.
- ★ Lettered five years in baseball at Half Hollow Hills East High School under coach Tim Belz... Also lettered twice in soccer and twice in winter track.
- ★ Ranked as New York's top outfielder and seventh overall player in the class of 2018 by Perfect Game.
- ★ Holds the Half Hollow Hills East school record for home runs, RBIs and hits... 51st recipient of the Carl Yastrzemski Award presented to Suffolk's top player.
- ★ Batted .401 with 23 runs while posting a 4-1 record and a save as a senior... Was a three-time all-conference honoree in baseball.

22 ★ Julian Infante, INF	.000 AVG	0 HR	0 RBI	.286 OBP	.000 SLG
LAST 5 GAMES: 0-4 (.000), 1 BB LAST 10 GAMES: 0-2 (.000)	NON-CON: 0-5 (.000), 2 BB SEC GAMES: N/A	HOME: 0-4 (.000), 1 BB ROAD: N/A	CURRENT STREAK: -- SEASON-HIGH STREAK: --		

- ★ Nation's No. 31-ranked senior according to Perfect Game.
- ★ Missed 10 games after colliding into Virginia's shortstop while attempting to steal second base on opening day... Went 0-for-2 in his return on Saturday.
- ★ Made 48 starts and 50 appearances – all coming at first base – while batting .193 with 18 RBIs and 16 runs in 2018.
- ★ Recorded 10 hits over the last 10 games of 2018, batting .312 with four runs and three RBIs during the stretch.
- ★ In 2017, led the Commodores with 66 RBIs while hitting .315 and slugging 11 homers... Participant in 2017 College Home Run Derby (Omaha, Neb.).
- ★ Matched Jeren Kendall for the team lead with 25 multi-hit games and was second with 17 multi-RBI games in 2017.
- ★ As a freshman (2016), he hit six home runs in 26 games during the second half of the year after missing the first two months with a broken wrist.



## BATTING NOTES CONTINUED

12 ★ Dominic Keegan, UTL	.000 AVG	0 HR	0 RBI	.250 OBP	.000 SLG
--------------------------	----------	------	-------	----------	----------

**LAST 5 GAMES:** 0-1 (.000)  
**LAST 10 GAMES:** 0-2 (.000), 1 HBP

**NON-CON:** 0-3 (.000), 1 HBP  
**SEC GAMES:** N/A

**HOME:** 0-2 (.000), 1 HBP  
**ROAD:** N/A

**CURRENT STREAK:** --  
**SEASON-HIGH STREAK:** --

- ★ Made his first appearance at catcher on Tuesday vs. Davidson... Reached base for the first time (HBP) in Game 2 on Feb. 24 against Pepperdine.
- ★ Made his collegiate debut opening weekend against TCU, striking out in his lone pinch-hit appearance.
- ★ Lettered four years in baseball at Central Catholic High School (Massachusetts)... Also lettered in basketball three years in high school.
- ★ Ranked as the top catcher in Massachusetts and 14th nationally from the class of 2018 by Perfect Game... Named all-conference all four years.
- ★ Led the Raiders to four-straight MVC large titles... Batted .402 (112 for 278) with 75 runs, 69 RBIs and 39 extra-base hits for his high school career.
- ★ As a senior, Keegan batted an area-best .463 (38 for 82), with a .546 OBP, .768 slugging, a team-high 19 RBIs and an area-leading 30 runs.

6 ★ Tate Kolwyck, INF	.000 AVG	0 HR	0 RBI	1.000 OBP	.000 SLG
-----------------------	----------	------	-------	-----------	----------

**LAST 5 GAMES:** 0-0 (.000), 1 BB  
**LAST 10 GAMES:** N/A

**NON-CON:** 0-0 (.000), 1 BB  
**SEC GAMES:** N/A

**HOME:** 0-0 (.000), 1 BB  
**ROAD:** N/A

**CURRENT STREAK:** N/A  
**SEASON-HIGH STREAK:** N/A

- ★ Made his collegiate debut on Tuesday against Davidson, drawing a walk in his lone plate appearance.
- ★ Lettered four years in baseball at Arlington High School (Tennessee)... Also lettered four years in football and one in basketball.
- ★ Ranked as Tennessee's No. 2 shortstop and 10th overall player in the class of 2018 by Perfect Game.
- ★ Named a 2018 Rawlings-Perfect Game Honorable Mention All-American (Southeast - All Region 2nd Team).
- ★ In his career at quarterback, passed for a school-record 10,213 yards, 119 touchdowns, rushed for 859 yards and 13 touchdowns.

36 ★ John Malcom, UTL	.000 AVG	0 HR	1 RBI	.000 OBP	.000 SLG
-----------------------	----------	------	-------	----------	----------

**LAST 5 GAMES:** 0-1 (.000), 1 RBI  
**LAST 10 GAMES:** N/A

**NON-CON:** 0-1 (.000), 1 RBI  
**SEC GAMES:** N/A

**HOME:** 0-1 (.000), 1 RBI  
**ROAD:** N/A

**CURRENT STREAK:** N/A  
**SEASON-HIGH STREAK:** N/A

- ★ Made his collegiate debut on Tuesday, contributing an RBI-groundout as a pinch hitter in his long plate appearance vs. Davidson.
- ★ Lettered four years in baseball at Detroit Country Day High School (Michigan)... Also lettered two years in basketball.
- ★ Ranked as Michigan's top overall player and the No. 2 first baseman nationally in the class of 2018 by Perfect Game.
- ★ Named a 2018 Rawlings-Perfect Game 1st Team All-American (Central - All Region 1st Team)... Was a three-year team captain (2016-18)

42 ★ Justyn-Henry Malloy, UTL	.100 AVG	0 HR	2 RBI	.357 OBP	.100 SLG
-------------------------------	----------	------	-------	----------	----------

**LAST 5 GAMES:** 0-2 (.000), 2 BB, 1 R  
**LAST 10 GAMES:** 1-10 (.100), 2 RBI

**NON-CON:** 1-10 (.100), 2 RBI  
**SEC GAMES:** N/A

**HOME:** 0-3 (.000), 3 BB  
**ROAD:** N/A

**CURRENT STREAK:** --  
**SEASON-HIGH STREAK:** 1 G (2/16)

- ★ Has appeared in six games... Has drawn four walks... Walked and scored his first career run last Friday vs. Dayton.
- ★ Appeared at designated hitter twice on opening weekend... Recorded his first hit and RBI on the first pitch he saw against Cal State Fullerton.
- ★ Lettered four years in baseball at St. Joseph Regional (New Jersey).
- ★ Ranked as New Jersey's top third baseman and fourth overall player in the class of 2018 by Perfect Game
- ★ Named a 2018 Rawlings-Perfect Game 3rd Team All-American (Northeast - All Region 1st Team).
- ★ Helped Team USA to a Pan American gold medal... Captain of his team as a junior and senior.

16 ★ Austin Martin, UTL	.480 AVG	1 HR	7 RBI	.581 OBP	.700 SLG
-------------------------	----------	------	-------	----------	----------

**LAST 5 GAMES:** 8-21 (.381), 8 R, 3 RBI  
**LAST 10 GAMES:** 19-43 (.442), 15 R

**NON-CON:** 24-50 (.480), 22 R, 10 BB  
**SEC GAMES:** N/A

**HOME:** 18-40 (.450), 13 R  
**ROAD:** N/A

**CURRENT STREAK:** 1 G (2-4, 3 R)  
**SEASON-HIGH STREAK:** 10 G (2/15-3/2)

- ★ Nation's No. 47-ranked sophomore (Perfect Game)... SEC's No. 20-ranked prospect for the 2020 MLB Draft (D1Baseball)... First-Team Preseason All-SEC.
- ★ Has recorded a hit in 11 of 12 games and multiple hits in eight games... Reached base five times in Vandy's 24-2 victory against Davidson on Tuesday.
- ★ Ranks fourth nationally with 24 hits... SEC leader in hits (24), runs (22) and triples (3)... Second in the SEC in batting average (.480).
- ★ Saw his 20-game hit streak (dating to May 17, 2018) and 25-game on-base streak (dating to May 8, 2018) snapped in Game 2 on Saturday vs. Dayton.
- ★ Name NCBWA National Hitter of the Week and SEC Player of the Week after reaching base in 12 of his 16 plate appearances on opening weekend.
- ★ Led all SEC players with a .750 on-base percentage (min. 10 at-bats) and nine runs on opening weekend.
- ★ Named a 2018 Freshman All-American by Baseball America, Collegiate Baseball, NCBWA and Perfect Game... Led Vandy with 20 multi-hit games.
- ★ Recorded a hit in 47 of his 58 games including finishing 2018 on a 10-game hitting streak.
- ★ Led the SEC with 22 stolen bases in 2018... His stolen-base mark was the most for a Vandy freshman since Xavier Turner had as many in 2013.
- ★ Started 58 at six positions in 2018 including center field (13x), first base (13x), left field (12x), third base (9x), designated hitter (9x) and shortstop (2x).
- ★ Was named to the 2018 NCAA Clemson Regional All-Tournament Team after batting .385 (5-for-13) with four runs and six total bases in three games.
- ★ In six NCAA Tournament games (2018), he hit a team-leading .385 (10-for-26) with five runs and three doubles... Batted leadoff in 52 games.

## BATTING NOTES CONTINUED

10 ★ Ethan Paul, INF		.440 AVG	1 HR	11 RBI	.463 OBP	.620 SLG
<b>LAST 5 GAMES:</b> 10-20 (.500), 6 RBI		<b>NON-CON:</b> 22-50 (.440), 11 RBI	<b>HOME:</b> 15-37 (.405), 7 RBI		<b>CURRENT STREAK:</b> 14 G (24-58, 14 RBI, 2 HR)	
<b>LAST 10 GAMES:</b> 16-41 (.390), 3 RBI		<b>SEC GAMES:</b> N/A	<b>ROAD:</b> N/A		<b>SEASON-HIGH STREAK:</b> 12 G (2/15-present)	

- ★ Nation's No. 14-ranked senior according to Perfect Game.
- ★ Ranks second in the SEC with 22 hits... Tied for team lead with eight multi-hit games... Only Commodore to record a hit in all 12 games.
- ★ Is in the midst of a 14-game hitting streak (24-for-58) dating to a season ago... Has recorded multiple hits in five of his last six games.
- ★ Was the only Commodore to produce a multi-hit performance in all three games on opening weekend.
- ★ Started 110 consecutive games at second base (Feb. 22, 2017-present) making his fifth career start and first since 2016 at shortstop on opening day.
- ★ Selected in the 26th round (pick 775) of the 2018 MLB Draft by the Pittsburgh Pirates... Finished second on the team in RBIs (44) and stolen bases (18).
- ★ Led the team in hit by pitches (14) and was third on the squad in home runs (10) in 2018... Helped turn 32 double plays while committing just six errors.
- ★ Named to the 2018 NCAA Clemson Regional All-Tournament Team after batting .333 (3-for-9) with two RBIs and a home run.
- ★ Struck a game-tying two-run homer during the ninth inning of the 2018 NCAA Nashville Super Regional (Game 3) against Mississippi State.
- ★ Produced an eight-game hitting streak from Feb. 23-March 4, 2018, and registered a base knock in 18 of the first 24 games.

2 ★ Harrison Ray, INF		.222 AVG	0 HR	3 RBI	.273 OBP	.222 SLG
<b>LAST 5 GAMES:</b> 4-12 (.333), 4 R		<b>NON-CON:</b> 4-18 (.222), 4 R	<b>HOME:</b> 4-18 (.222), 3 RBI		<b>CURRENT STREAK:</b> 3 G (3/2-present)	
<b>LAST 10 GAMES:</b> 3-13 (.231), 3 R		<b>SEC GAMES:</b> N/A	<b>ROAD:</b> N/A		<b>SEASON-HIGH STREAK:</b> 3 G (3/2-present)	

- ★ Has recorded a hit in each of his last three starts while driving in three and scoring two runs in that stretch.
- ★ Made 22 starts in 2018, coming at four different positions including third base (13x), center field (5x), left field (2x) and right field (2x).
- ★ Batted .375 (6-for-16) with six runs in four appearances and three starts during the 2018 NCAA Tournament.
- ★ Paced the Dores with three triples including a one-out three bagger in the eighth inning during Game 2 of the 2018 NCAA Nashville Super Regional.
- ★ Pushed the Dores ahead 8-7 with a two-run double in the seventh inning against South Carolina as part of a four-RBI game on April 29, 2018.
- ★ Recorded a pair of two-hit games at the 2018 Nashville Super Regional and logged at least one hit in all three games.

19 ★ Stephen Scott, UTL		.302 AVG	1 HR	14 RBI	.436 OBP	.488 SLG
<b>LAST 5 GAMES:</b> 4-16 (.250), 6 RBI		<b>NON-CON:</b> 13-43 (.302), 14 RBI	<b>HOME:</b> 8-32 (.250), 8 RBI		<b>CURRENT STREAK:</b> 1 G (1-3, 3 RBI)	
<b>LAST 10 GAMES:</b> 10-35 (.286), 9 RBI		<b>SEC GAMES:</b> N/A	<b>ROAD:</b> N/A		<b>SEASON-HIGH STREAK:</b> 4 G (2/24-3/2)	

- ★ 2019 Collegiate Baseball Preseason All-American... Nation's No. 22-ranked senior (Perfect Game).
- ★ Tied for second the team with 14 RBIs... Drove in three runs and reached base twice during Tuesday's 24-2 victory against Davidson.
- ★ Had at least one hit and at least RBI in all three games on opening weekend.
- ★ Selected in the 31st round of the 2018 MLB Draft by the Miami Marlins... Started 47 games and appeared in 53 matchups in 2018.
- ★ Led Vandy and ranked seventh in the SEC with 15 home runs in 2018... Belted nine homers in his final 14 games including two vs. Tennessee and Clemson.
- ★ Recorded at least one hit in 16 of his final 19 games in 2018, batting .364 (24-for-66) with 21 runs, 20 RBIs, 13 walks and 10 homers during the stretch.
- ★ Named a 2018 Collegiate Baseball National Player of the Week in consecutive weeks on May 14 and May 21.
- ★ Led Vandy with a .601 slugging percentage and was second in total bases (101) and walks (34) in 2018.
- ★ Caught 12 runners stealing in 35 games behind the plate in 2018... Reached base in 16 of his final 17 games and in 26 of his final 29 outings.

8 ★ Isaiah Thomas, OF		.000 AVG	0 HR	0 RBI	.000 OBP	.000 SLG
<b>LAST 5 GAMES:</b> 0-1 (.000)		<b>NON-CON:</b> 0-1 (.000)	<b>HOME:</b> 0-1 (.000)		<b>CURRENT STREAK:</b> N/A	
<b>LAST 10 GAMES:</b> N/A		<b>SEC GAMES:</b> N/A	<b>ROAD:</b> N/A		<b>SEASON-HIGH STREAK:</b> N/A	

- ★ Has appeared in two games... Went 0-for-1 as a pinch hitter on Tuesday vs. Davidson... Made his collegiate debut on Feb. 16 vs. Cal State Fullerton.
- ★ Lettered four years in baseball at The Benjamin School (Florida)... Also lettered three years in bowling.
- ★ Ranked as the No. 26 overall outfielder nationally in the class of 2018 by Perfect Game... 2018 Rawlings-Perfect Game 3rd Team All-American.
- ★ Batted .490 with 34 RBIs, eight home runs and 16 stolen bases as a senior.
- ★ His second cousin (dad's side) is five-time NBA Champion and former San Antonio Spurs legend, Tim Duncan.

## PITCHING NOTES

### 43 ★ Austin Becker, RHP

0-0

1 SV

0.00 ERA

OPP. AVG.: .000  
WHIP: 0.67

NON-CON: 0-0, 0.00 ERA, 3.0 IP, 8 K  
SEC GAMES: N/A

HOME: 0-0, 0.00 ERA, 3.0 IP, 8 K  
ROAD: N/A

W/ RUNNERS: 0-3 (.000)  
VS. LEADOFF: 0-3 (.000)

- ★ Nation's No. 38-ranked freshman (Perfect Game)... SEC's No. 29-ranked prospect for the 2021 MLB Draft (D1Baseball).
- ★ Made his collegiate debut on Tuesday, striking out eight Davidson batters in 3.0 hitless innings while picking up the save.
- ★ Lettered four years in baseball and two years in basketball at Big Walnut High School (Ohio).
- ★ Ranked as the nation's No. 7 unsigned player according to Baseball America... Named a 2018 Rawlings-Perfect Game 1st Team All-American.
- ★ Ranked as Ohio's top overall player in the class of 2018 by Perfect Game as well as the No. 11 right-handed pitcher nationally by the publication.
- ★ Father Kevin Becker played professional baseball in the Boston Red Sox and Cleveland Indians organization.
- ★ Drafted by the Texas Rangers in the 37th round of the 2018 MLB Draft.

### 21 ★ Tyler Brown, RHP

0-0

1 SV

2.45 ERA

OPP. AVG.: .276  
WHIP: 1.09

NON-CON: 0-0, 2.45 ERA, 7.1 IP, 11 K  
SEC GAMES: N/A

HOME: 0-0, 0.00 ERA, 5.2 IP, 10 K  
ROAD: N/A

W/ RUNNERS: .316 (6-19)  
VS. LEADOFF: .400 (2-5)

- ★ Has not allowed a run in his last four outings (5.2 innings) while striking out 10 including four Tuesday vs. SEMO and Saturday vs. Dayton.
- ★ Finished tied for third among Vanderbilt pitchers with 20 appearances in 2018... Posted a 1-5 record and 6.03 ERA in 37.1 innings.
- ★ Struck out at least one batter in 16 outings in 2018 including a season-high six on Feb. 25 against UMass-Lowell and March 18 at Mississippi State.
- ★ Did not permit a walk in 11 appearances and walked one or fewer in 19 of 20 outings... Did not allow a home run over his last 13 outings (22.2 innings).
- ★ Threw 50-plus pitches five times including a season-high 75 against Texas A&M on May 22 at the 2018 SEC Tournament.
- ★ Drafted by the Cincinnati Reds in the 26th round of the 2017 MLB Draft after lettering four years at Olentangy Orange High School (Ohio).

### 39 ★ Jake Eder, LHP

0-0

2 SV

3.86 ERA

OPP. AVG.: .071  
WHIP: 1.07

NON-CON: 0-0, 3.86 ERA, 4.2 IP, 8 K, 2 SV  
SEC GAMES: N/A

HOME: 0-0, 4.91 ERA, 3.2 IP, 2 SV  
ROAD: N/A

W/ RUNNERS: .000 (0-4)  
VS. LEADOFF: .000 (0-5)

- ★ Nation's No. 38-ranked sophomore (Perfect Game)... SEC's No. 21-ranked prospect for the 2020 MLB Draft (D1Baseball).
- ★ Has not allowed a run in four of five outings... Has allowed just one hit (single) in 4.2 innings... Fanned the side in a clean inning on Feb. 24 vs. Pepperdine.
- ★ Picked up his first collegiate save, striking out two in the ninth inning to lock up Vanderbilt's 5-4 win against Evansville on Feb. 20.
- ★ Made nine starts and 11 overall appearances, going 1-4 with a 5.45 ERA as a freshman in 2018.
- ★ Picked up his first collegiate win during his debut on Feb. 21, 2018, limiting Presbyterian to one hit in four scoreless innings while striking out four.
- ★ Held opponents to three runs or fewer in seven of his nine starts in 2018... Struck out 37 batters across 33 innings.
- ★ Drafted by the New York Mets in the 34th round of the 2017 MLB Draft after lettering three years at Delray Beach Atlantic High School (Florida).

### 66 ★ Drake Fellows, RHP

2-0

0 SV

5.06 ERA

OPP. AVG.: .238  
WHIP: 1.25

NON-CON: 2-0, 5.06 ERA, 16.0 IP, 27 K  
SEC GAMES: N/A

HOME: 2-0, 3.00 ERA, 12.0 IP, 22 K  
ROAD: N/A

W/ RUNNERS: .154 (4-26)  
VS. LEADOFF: .333 (4-12)

- ★ 2019 Collegiate Baseball Preseason All-American... 2019 Perfect Game Preseason All-American.
- ★ Nation's No. 39-ranked junior (Perfect Game)... SEC's No. 27-ranked prospect for the 2019 MLB Draft (D1Baseball).
- ★ Named D1Baseball.com's No. 94 ranked collegiate prospect for the 2019 MLB Draft.
- ★ Set a new career high with 13 strikeouts on Friday vs. Dayton... 13 punch outs were the most for a Vandy pitcher since Kyle Wright on May 6, 2017.
- ★ Held Pepperdine to one run while striking out nine (one off a career high) in six innings during his start in Game 1 on Sunday.
- ★ Friday night starter who posted a 7-4 record and 3.92 ERA in 2018... Led the Commodores with 107 strikeouts (46th nationally) in 96.1 innings.
- ★ Struck out six-or-more batters in 11 of 16 starts in 2018... Allowed just 12 extra-base hits in his last 76.2 innings.
- ★ Became the first sophomore since 2012 to start on Opening Day, doing so in 2018... Tossed five-plus innings in 14 of his 16 starts.

### 32 ★ Hugh Fisher, LHP

1-0

0 SV

1.59 ERA

OPP. AVG.: .346  
WHIP: 2.47

NON-CON: 1-0, 1.59 ERA, 5.2 IP, 9 K  
SEC GAMES: N/A

HOME: 1-0, 1.69 ERA, 5.1 IP, 8 K  
ROAD: N/A

W/ RUNNERS: .353 (6-17)  
VS. LEADOFF: .200 (1-5)

- ★ Nation's No. 17-ranked sophomore (Perfect Game)... SEC's No. 27-ranked prospect for the 2020 MLB Draft (D1Baseball).
- ★ Has allowed just one run in 5.2 innings... Held Austin Peay scoreless in 2.1 innings last Wednesday.
- ★ Secured his third career win and first of the season, holding Evansville off the scoreboard while striking out four in 2.1 innings on Feb. 20.
- ★ Made eight relief appearances, posting a 1.94 ERA in 2018... Limited opponents to a .194 batting average in 9.1 innings while striking out eight.
- ★ Did not allow an earned run in his first seven outings... Picked up a win in each of his last two appearances.
- ★ Named a Rawlings-Perfect Game Second-Team All-American as a senior at Briarcrest Christian High School (Eads, Tenn.)

## PITCHING NOTES CONTINUED

49 ★ AJ Franklin, LHP		0-0	0 SV	20.25 ERA
OPP. AVG.: .250 WHIP: 3.38	NON-CON: 0-0, 20.25 ERA, 2.2 IP, 6 K SEC GAMES: N/A	HOME: 0-0, 0.00 ERA, 1.2 IP, 5 K ROAD: N/A	W/ RUNNERS: .167 (1-6) VS. LEADOFF: .500 (1-2)	
<ul style="list-style-type: none"><li>★ Has struck out five in his last two outings (1.2 innings) while permitting just one hit and one walk.</li><li>★ Allowed six runs, including two home runs, while walking three in one inning against Cal State Fullerton on opening weekend.</li><li>★ Made three appearances during his first campaign on the mound in 2018, holding opponents hitless in 2.2 innings.</li><li>★ Missed the 2017 season with a knee injury after redshirting in 2016.</li></ul>				
35 ★ Jackson Gillis, LHP		0-1	0 SV	54.00 ERA
OPP. AVG.: .000 WHIP: 6.00	NON-CON: 0-1, 54.00 ERA, 0.1 IP, 1 K SEC GAMES: N/A	HOME: 0-1, 54.00 ERA, 0.1 IP, 1 K ROAD: N/A	W/ RUNNERS: 0-0 (.000) VS. LEADOFF: 0-1 (.000)	
<ul style="list-style-type: none"><li>★ Drew the loss in his season debut on Wednesday, allowing two runs and two walks in 0.1 innings vs. Austin Peay.</li><li>★ Posted a 4-1 record and 4.81 ERA across 20 appearances including one start in 2018... Struck out 39 batters while tossing 28.2 innings and walking nine.</li><li>★ First Commodore in the Tim Corbin era (2003-present) to record a win and save on the same day, coming in DH action vs. Ole Miss (April 15, 2018).</li><li>★ Tossed multiple innings in eight of 20 outings including three scoreless frames against Mississippi State (June 9) at the 2018 Nashville Super Regional.</li><li>★ Struck out multiple batters 13 times including over his first eight appearances of 2018... Did not permit a walk in 10 of his final 13 appearances.</li></ul>				
55 ★ Joe Gobillot, LHP		0-0	0 SV	0.00 ERA
OPP. AVG.: N/A WHIP: N/A	NON-CON: N/A SEC GAMES: N/A	HOME: N/A ROAD: N/A	W/ RUNNERS: N/A VS. LEADOFF: N/A	
<ul style="list-style-type: none"><li>★ Did not compete during his inaugural season (2018) while recovering from injury.</li><li>★ Lettered four years in baseball at St. John's School (Texas)... Named Rawlings-Perfect Game Honorable Mention All-American as a senior.</li><li>★ High school team captain as a junior and senior... Rawlings-Perfect Game Underclass First-Team honoree as a junior.</li></ul>				
44 ★ Mason Hickman, RHP		0-0	2 SV	4.09 ERA
OPP. AVG.: .268 WHIP: 1.29	NON-CON: 0-0, 4.09 ERA, 11.0 IP, 14 K SEC GAMES: N/A	HOME: 0-0, 2.57 ERA, 7.0 IP, 10 K ROAD: N/A	W/ RUNNERS: .167 (2-12) VS. LEADOFF: .286 (2-7)	
<ul style="list-style-type: none"><li>★ Picked up his second career save, holding Dayton scoreless while striking out five in three innings last Friday night.</li><li>★ Secured his first collegiate save last Sunday vs. Pepperdine... Allowed one hit in a scoreless inning of relief on Wednesday vs. Austin Peay.</li><li>★ Sunday starter who was named a Freshman All-American by Collegiate Baseball in 2018... Tied for third nationally among freshmen with eight victories.</li><li>★ Was one of three SEC freshmen to post a shutout in 2018, doing so with a seven-inning complete game victory against LSU on March 25.</li><li>★ Was named SEC Pitcher of the Week after retiring 16 of the final 18 batters he faced as part of a 1-0 win against LSU on March 25, 2018.</li><li>★ During senior season at Pope John Paul II High School (Hendersonville, Tenn.) was named All-State, All-Region, and Tennessee Mr. Baseball Finalist.</li></ul>				
45 ★ Chance Huff, RHP		2-0	0 SV	5.87 ERA
OPP. AVG.: .220 WHIP: 1.57	NON-CON: 2-0, 5.87 ERA, 15.1 IP, 19 K SEC GAMES: N/A	HOME: 1-0, 4.40 ERA, 14.1 IP, 17 K ROAD: N/A	W/ RUNNERS: .250 (7-28) VS. LEADOFF: .250 (4-16)	
<ul style="list-style-type: none"><li>★ Nation's No. 37-ranked freshman according to Perfect Game.</li><li>★ Has fanned five-plus batters in each of his three starts including a career-high seven in six innings while picking up the win Tuesday vs. Davidson.</li><li>★ Picked up the win on opening day vs. Virginia, permitting three runs and two hits while walking two and striking out two (threw 33 pitches).</li><li>★ Lettered four years in baseball at Niceville High School (Florida)... Named 2018 Rawlings-Perfect Game Honorable Mention All-American.</li><li>★ Ranked as Florida's No. 18 right-handed pitcher and No. 46 overall player in the class of 2018 by Perfect Game.</li><li>★ Tossed a no-hitter while striking out 12 batters against South Walton as a senior... Team-high 74 strikeouts in 48 innings with a 1.90 ERA as a junior.</li><li>★ Named among Top 45 pitchers headed to college per Baseball America... Served as team captain his senior year.</li></ul>				
33 ★ Erik Kaiser, RHP		0-0	0 SV	0.00 ERA
OPP. AVG.: N/A WHIP: N/A	NON-CON: N/A SEC GAMES: N/A	HOME: N/A ROAD: N/A	W/ RUNNERS: N/A VS. LEADOFF: N/A	
<ul style="list-style-type: none"><li>★ Made two scoreless appearances during his freshman campaign in 2018... Struck out one and did not allow a base runner at Long Beach St. (March 7).</li><li>★ Lettered three years in baseball and played varsity basketball at Waterloo High School (Illinois).</li><li>★ Named Rawlings-Perfect Game Honorable Mention and All-USA Today Second-Team All-State as a senior.</li></ul>				



## PITCHING NOTES CONTINUED

34 ★ Zach King, LHP		0-0	1 SV	3.00 ERA
OPP. AVG.: .238 WHIP: 1.42	NON-CON: 0-0, 3.00 ERA, 1 SV, 12.0 IP SEC GAMES: N/A	HOME: 0-0, 3.38 ERA, 8.0 IP, 12 K ROAD: N/A	W/ RUNNERS: .222 (4-18) VS. LEADOFF: .385 (5-13)	

- ★ SEC's No. 19-ranked prospect for the 2019 MLB Draft.
- ★ Led Vanderbilt to victory, tossing 4.1 scoreless innings while striking out a career-best seven last Saturday against Dayton.
- ★ Limited Virginia to four hits and one run while striking out four in four innings of work against Virginia on opening day.
- ★ Posted a 1-4 record alongside a 3.46 ERA in 21 appearances and three starts in 2018... His 21 appearances were tied with Reid Schaller for the team lead.
- ★ Limited opponents to a .237 average while leading all Vandy relievers with 51 strikeouts and 52.0 innings pitched in 2018.
- ★ Held opponents to nine extra-base hits including just one home run while adding three saves in 2018... Struck out three or more batters 12 times.
- ★ Did not allow an earned run in four of his final six appearances in 2018, posting a 2.28 ERA over 19.2 innings.
- ★ Did not permit an earned run in 10 appearances of 2018, all coming in his final 17 outings... Held foes to one walk or fewer in 16 of his 21 appearances.

29 ★ Patrick Raby, RHP		2-0	0 SV	0.57 ERA
OPP. AVG.: .151 WHIP: 1.09	NON-CON: 2-0, 0.57 ERA, 1 ER, 15 K SEC GAMES: N/A	HOME: 1-0, 0.00 ERA, 10.0 IP, 13 K ROAD: N/A	W/ RUNNERS: .158 (3-19) VS. LEADOFF: .250 (4-16)	

- ★ Nation's No. 14-ranked senior according to Perfect Game.
- ★ Moved into a tie for fourth in program history by picking up his 24th career victory last Saturday vs. Dayton.
- ★ In three starts, has held No. 25 Cal State Fullerton, Pepperdine and Dayton to a .151 batting average in 15.2 innings.
- ★ Concluded his 2018 junior season ranking ninth in Vanderbilt history for career ERA (2.95) and 11th in career wins (22).
- ★ Recorded his 200th career strikeout in his hometown of Knoxville on May 12, 2018, at Tennessee while limiting the Volunteers to two runs.
- ★ Struck out four-or-more batters on eight occasions in 2018... Held opponents to a .230 batting average (29-for-126) with runners on base.
- ★ Fanned a season-high eight batters without allowing an earned run in five innings of three-hit ball against TCU on March 11, 2018.
- ★ Former Collegiate Baseball Freshman All-American (2016)... Three-time All-American at Knoxville Farragut High School.

50 ★ Kumar Rocker, RHP		1-1	0 SV	9.64 ERA
OPP. AVG.: .333 WHIP: 2.36	NON-CON: 1-1, 9.64 ERA, 4.2 IP, 7 K SEC GAMES: N/A	HOME: 1-0, 0.00 ERA, 3.1 IP, 6 K ROAD: N/A	W/ RUNNERS: .286 (4-14) VS. LEADOFF: .400 (2-5)	

- ★ Nation's top-ranked freshman (Perfect Game)... SEC's No. 3-ranked prospect for the 2021 MLB Draft (D1Baseball).
- ★ Second-highest rated high school right-handed pitcher in the 2018 MLB Draft by MLB.com.
- ★ Has not allowed a run over his last two appearances (3.1 innings), striking out six.
- ★ Struck out five Pepperdine batters on Feb. 23 while picking up his first collegiate victory alongside three scoreless innings.
- ★ Allowed five hits and five runs against TCU in his first collegiate start (1.1 innings) on opening weekend.
- ★ Struck out eight consecutive Oklahoma State batters on Oct. 20 (fall exhibition) as part of three hitless innings.
- ★ Tabbed the nation's third-ranked right-handed pitcher and eight-best overall player in the 2018 class by Perfect Game.
- ★ Honored as the 2017-18 Gatorade Georgia Baseball Player of the Year... Tabbed an Under Armour All-American.
- ★ Lettered four years in baseball and two years in football at North Oconee High School (Athens, Ga.).
- ★ Father, Tracy, played college football at Auburn and was the first SEC player to win both the Lombardi Award and the Outland Trophy.

27 ★ Ethan Smith, RHP		2-0	0 SV	3.72 ERA
OPP. AVG.: .147 WHIP: 1.34	NON-CON: 2-0, 3.72 ERA, 9.2 IP, 14 K SEC GAMES: N/A	HOME: 2-0, 2.35 ERA, 7.2 IP, 13 K ROAD: N/A	W/ RUNNERS: .133 (2-15) VS. LEADOFF: .300 (3-10)	

- ★ Has not allowed a run in his last two appearances (6.1 innings) while fanning a combined nine.
- ★ Struck out five batters in 3.2 scoreless innings, permitting just one hit, while securing his second victory last Saturday against Dayton.
- ★ Secured his first collegiate victory, holding Southeast Missouri scoreless in 2.2 relief innings while striking out four on Feb. 26.
- ★ Struck out four Evansville batters in 1.1 relief innings while allowing two hits, two runs and two walks on Feb. 20.
- ★ Permitted two runs and one hit while striking out one and walking another in his collegiate debut on opening weekend against Cal State Fullerton.
- ★ Recognized as Tennessee's top right-handed pitcher and the state's third-best overall player in the class of 2018 by Perfect Game.
- ★ Threw the first perfect game in the history of the Perfect Game Tournament in Jupiter, Fla.... 2018 Rawlings-Perfect Game First-Team All-American.
- ★ Led Mt. Juliet (Tenn.) High School to the 2016 and 2018 District 9-AAA title... Captain of the team as a junior and a senior.
- ★ Brother, Brandon, played baseball at Tennessee Tech; brother Austin, played at Columbia State CC and other brother, Jonathan played at Tufts University.

## 2019 REGULAR SEASON DAY-BY-DAY

GM#	DATE	D/N	OPPONENT	SCORE	REC.	SEC REC.	GA/GB	PITCHER OF RECORD	ATTEND.	TIME
1	2/15	N	Virginia#	W, 15-9	1-0	0-0	--	Chance Huff (1-0)	1,747	4:04
2	2/16	D	Cal State Fullerton#	W, 14-9	2-0	0-0	--	Patrick Raby (1-0)	2,176	3:26
3	2/17	D	TCU#	L, 10-2	2-1	0-0	--	Kumar Rocker (0-1)	1,738	3:11
4	<b>2/20</b>	<b>D</b>	<b>EVANSVILLE</b>	<b>W, 5-4</b>	<b>3-1</b>	<b>0-0</b>	--	<b>Hugh Fisher (1-0)</b>	<b>2,665</b>	<b>3:32</b>
5	<b>2/24</b>	<b>D</b>	<b>PEPPERDINE</b>	<b>W, 6-3</b>	<b>4-1</b>	<b>0-0</b>	--	<b>Drake Fellows (1-0)</b>	<b>2,837</b>	<b>2:56</b>
6	<b>2/24</b>	<b>D</b>	<b>PEPPERDINE</b>	<b>W, 6-2</b>	<b>5-1</b>	<b>0-0</b>	--	<b>Kumar Rocker (1-1)</b>	--	<b>2:49</b>
8	<b>2/26</b>	<b>D</b>	<b>SE MISSOURI ST.</b>	<b>W, 11-3</b>	<b>6-1</b>	<b>0-0</b>	--	<b>Ethan Smith (1-0)</b>	<b>2,700</b>	<b>3:20</b>
9	<b>2/27</b>	<b>D</b>	<b>AUSTIN PEAY</b>	<b>L, 7-6 (10)</b>	<b>6-2</b>	<b>0-0</b>	--	<b>Jackson Gillis (0-1)</b>	<b>2726</b>	<b>4:32</b>
10	<b>3/1</b>	<b>D</b>	<b>DAYTON</b>	<b>W, 11-3</b>	<b>7-2</b>	<b>0-0</b>	--	<b>Drake Fellows (2-0)</b>	<b>2,745</b>	<b>3:30</b>
11	<b>3/2</b>	<b>D</b>	<b>DAYTON</b>	<b>W, 5-1</b>	<b>8-2</b>	<b>0-0</b>	--	<b>Patrick Raby (2-0)</b>	<b>2,819</b>	<b>2:54</b>
12	<b>3/2</b>	<b>D</b>	<b>DAYTON</b>	<b>W, 2-0</b>	<b>9-2</b>	<b>0-0</b>	--	<b>Ethan Smith (2-0)</b>	--	<b>2:30</b>
13	<b>3/5</b>	<b>D</b>	<b>DAVIDSON</b>	<b>W, 24-2</b>	<b>10-2</b>	<b>0-0</b>	--	<b>Chance Huff (2-0)</b>	<b>2,776</b>	<b>3:26</b>
14	<b>3/6</b>	<b>D</b>	<b>ETSU</b>							
15	<b>3/8</b>	<b>D</b>	<b>ILLINOIS ST.</b>							
16	<b>3/9</b>	<b>D</b>	<b>ILLINOIS ST.</b>							
17	<b>3/10</b>	<b>D</b>	<b>ILLINOIS ST.</b>							
18	<b>3/12</b>	<b>N</b>	<b>SAMFORD</b>							
19	3/15	N	at Texas A&M*							
20	3/16	D	at Texas A&M*							
21	3/17	D	at Texas A&M*							
22	3/19	N	vs. Belmont^							
23	<b>3/21</b>	<b>N</b>	<b>FLORIDA*</b>							
24	<b>3/22</b>	<b>N</b>	<b>FLORIDA*</b>							
25	<b>3/23</b>	<b>D</b>	<b>FLORIDA*</b>							
26	3/26	N	vs. Lipscomb^							
27	<b>3/29</b>	<b>N</b>	<b>TENNESSEE*</b>							
28	<b>3/30</b>	<b>N</b>	<b>TENNESSEE*</b>							
29	<b>3/31</b>	<b>D</b>	<b>TENNESSEE*</b>							
30	<b>4/2</b>	<b>N</b>	<b>WESTERN KY.</b>							
31	4/5	N	at Georgia*							
32	4/6	D	at Georgia*							
33	4/7	D	at Georgia*							
34	4/9	N	at MTSU							
35	<b>4/12</b>	<b>N</b>	<b>ARKANSAS*</b>							
36	<b>4/13</b>	<b>N</b>	<b>ARKANSAS*</b>							
37	<b>4/14</b>	<b>D</b>	<b>ARKANSAS*</b>							
38	<b>4/16</b>	<b>N</b>	<b>INDIANA ST.</b>							
39	4/19	N	at Alabama*							
40	4/20	N	at Alabama*							
41	4/21	D	at Alabama*							
42	<b>4/25</b>	<b>N</b>	<b>AUBURN*</b>							
43	<b>4/26</b>	<b>N</b>	<b>AUBURN*</b>							
44	<b>4/27</b>	<b>D</b>	<b>AUBURN*</b>							
45	<b>4/30</b>	<b>N</b>	<b>TENNESSEE TECH</b>							
46	5/3	N	at South Carolina*							
47	5/4	N	at South Carolina*							
48	5/5	D	at South Carolina*							
49	5/7	N	at Louisville							
50	<b>5/10</b>	<b>N</b>	<b>MISSOURI*</b>							
51	<b>5/11</b>	<b>D</b>	<b>MISSOURI*</b>							
52	<b>5/12</b>	<b>D</b>	<b>MISSOURI*</b>							
53	<b>5/14</b>	<b>N</b>	<b>MTSU</b>							
54	5/16	N	at Kentucky*							
55	5/17	N	at Kentucky*							
56	5/18	D	at Kentucky*							

#Salt River Fields (Talking Stick, Ariz.)

^ First Tennessee Park (Nashville, Tenn.)

BOLD = Home Game (Hawkins Field)

\* SEC Game

## SEASON HIGHS AND LOWS

### TEAM BATTING

Most runs, game \_\_\_\_\_ 24, vs. Davidson (3/5/19)  
 Most runs, inning \_\_\_\_\_ 13, 3rd inn., vs. Davidson (3/5/19)  
 Most hits, game \_\_\_\_\_ 17, vs. Virginia (2/15/19)  
 Most hits, inning \_\_\_\_\_ 8, 3rd inn., vs. Davidson (3/5/19)  
 Fewest hits, game \_\_\_\_\_ 6, vs. Dayton (3/4/19)  
 Most doubles, game \_\_\_\_\_ 6, vs. Davidson (3/5/19)  
 Most triples, game \_\_\_\_\_ 2, vs. Virginia (2/15/19)  
 Most home runs, game \_\_\_\_\_ 2, 2x, last vs. SEMO (2/26/19)  
 Most home runs, inning \_\_\_\_\_ 1, 11x, last vs. Davidson (3/5/19)  
 Most extra-base hits \_\_\_\_\_ 7, 2x, last vs. Davidson (3/5/19)  
 Most stolen bases, game \_\_\_\_\_ 4, vs. Dayton (3/1/19)  
 Most walks, game \_\_\_\_\_ 17, vs. Davidson (3/5/19)  
 Most strikeouts, game \_\_\_\_\_ 13, 2x, last vs. Austin Peay (2/27/19)  
 Most hit by pitch, game \_\_\_\_\_ 3, vs. Dayton (3/1/19)  
 Most left on base \_\_\_\_\_ 14, vs. Evansville (2/20/19)

### INDIVIDUAL BATTING

Most hits \_\_\_\_\_ 4, 4x, last Austin Martin vs. Austin Peay (2/27/19)  
 Most runs \_\_\_\_\_ 4, Austin Martin, 2x, last vs. CS Fullerton (2/16/19)  
 Most doubles \_\_\_\_\_ 2, 2x, last Ethan Paul vs. Davidson (3/5/19)  
 Most triples \_\_\_\_\_ 1, 5x, last vs. Austin Peay (2/27/19)  
 Most home runs \_\_\_\_\_ 1, 11x, last Pat DeMarco vs. Davidson (3/5/19)  
 Most extra-base hits \_\_\_\_\_ 2, 7x, last DeMarco/Paul vs. Davidson (3/5/19)  
 Most total bases \_\_\_\_\_ 8, Austin Martin vs. Austin Peay (2/27/19)  
 Most RBIs \_\_\_\_\_ 7, Pat DeMarco vs. Davidson (3/5/19)  
 Most stolen bases \_\_\_\_\_ 1, 13x, last vs. Dayton (3/1/19)  
 Most walks \_\_\_\_\_ 3, 2x, last JJ Bleday vs. Pepperdine (2/24/19)  
 Most strikeouts \_\_\_\_\_ 3, 5x, last Jayson Gonzalez vs. Austin Peay (2/27/19)  
 Longest hitting streak \_\_\_\_\_ 12 games, Ethan Paul (2/15-present)

### TEAM PITCHING

Most walks \_\_\_\_\_ 12, vs. Austin Peay (2/27/19)  
 Fewest walks \_\_\_\_\_ 1, vs. Pepperdine (2/24/19)  
 Most runs allowed, game \_\_\_\_\_ 10, vs. TCU (2/17/19)  
 Most runs allowed, inning \_\_\_\_\_ 6, 7th inn., vs. CS Fullerton (2/16/19)  
 Most hits allowed, game \_\_\_\_\_ 13, vs. TCU (2/17/19)  
 Most hits allowed, inning \_\_\_\_\_ 4, 1st inn., vs. TCU (2/17/19)  
 Fewest hits allowed, game \_\_\_\_\_ 4, 3x, last vs. Dayton (3/4/19)  
 Most home runs allowed, game \_\_\_\_\_ 2, vs. CS Fullerton (2/16/19)  
 Most consecutive scoreless inn. \_\_\_\_\_ 14, 8th - Dayton-3rd - Davidson (3/2-3/5)

### INDIVIDUAL PITCHING

Most innings pitched, starter \_\_\_\_\_ 6.0, 5x last Chance Huff vs. Davidson (3/5/19)  
 Fewest innings pitched, starter \_\_\_\_\_ 1.1, Kumar Rocker vs. TCU (2/17/19)  
 Most innings pitched, reliever \_\_\_\_\_ 4.0, 2x, last Mason Hickman vs. TCU (2/17/19)  
 Most strikeouts, starter \_\_\_\_\_ 13, Drake Fellows vs. Dayton (3/1/19)  
 Most strikeouts, reliever \_\_\_\_\_ 8, Austin Becker vs. Davidson (3/5/19)  
 Most walks allowed \_\_\_\_\_ 4, Chance Huff vs. Austin Peay (2/27/19)  
 Most runs allowed \_\_\_\_\_ 6, AJ Franklin vs. CS Fullerton (2/16/19)  
 Most earned runs allowed \_\_\_\_\_ 6, AJ Franklin vs. CS Fullerton (2/16/19)  
 Most hits allowed \_\_\_\_\_ 5, 2x, last Kumar Rocker vs. TCU (2/17/19)  
 Fewest hits allowed, CG \_\_\_\_\_  
 Most home runs allowed \_\_\_\_\_ 2, AJ Franklin vs. CS Fullerton (2/16/19)  
 Most pitches thrown \_\_\_\_\_ 110, Drake Fellows vs. Dayton (3/1/19)

### MISCELLANEOUS TEAM

Longest winning streak \_\_\_\_\_ 4 games, 2x, last 3/1/19-present  
 Longest losing streak \_\_\_\_\_ 1 game, 2x, last 2/27  
 Most games over .500 \_\_\_\_\_ 8 games, present  
 Most games under .500 \_\_\_\_\_  
 Longest game, innings \_\_\_\_\_ 10 inn., vs. Austin Peay (2/27/19)  
 Longest game, time \_\_\_\_\_ 4:32, vs. Austin Peay (2/27/19)  
 Shortest game, time \_\_\_\_\_ 2:30 vs. Dayton (3/4/19)  
 Largest crowd, Hawkins Field \_\_\_\_\_ 2,837 vs. Pepperdine (2/24/19)  
 Smallest crowd, Hawkins Field \_\_\_\_\_ 2,665 vs. Evansville (2/20/19)  
 Largest crowd, road \_\_\_\_\_ 2,176 vs. Cal State Fullerton (2/16/19)  
 Smallest crowd, road \_\_\_\_\_ 1,738 vs. TCU (2/17/19)  
 Largest winning margin \_\_\_\_\_ 22 runs, vs. Davidson (3/5/19)  
 Largest losing margin \_\_\_\_\_ 8 runs, vs. TCU (2/17/19)  
 Largest deficit overcome to win \_\_\_\_\_ 2 runs, vs. Evansville (2/20/19)  
 Largest lead relinquished to lose \_\_\_\_\_ 5 runs, vs. Austin Peay (2/27/19)  
 Most double plays turned \_\_\_\_\_ 1, 5x, last vs. Dayton (3/2/19)  
 Most double plays turned by opponent \_\_\_\_\_ 2, 2x, last vs. vs. Dayton (3/4/19)  
 Most errors \_\_\_\_\_ 2, vs. Pepperdine (2/24/19)  
 Most errors by an opponent \_\_\_\_\_ 5, vs. Davidson (3/5/19)  
 Most stolen bases by an opponent \_\_\_\_\_ 2, 4x, last vs. Dayton (3/1/19)

### LAST HOME RUN

### MULTI-HIT GAMES

### MULTI-RBI GAMES

PLAYER	DATE, OPP.	AB SINCE	2H	3H	4H	5H	TOTAL	2RBI	3RBI	4RBI	5+RBI	TOTAL
Bleday	3/2/19 vs. Dayton	6	5	2	--	--	7	4	1	--	--	5
Clarke	2/24/19 vs. Pepperdine	26	4	--	--	--	4	1	1	--	1	3
Davis	--	--	5	--	1	--	6	2	1	--	--	3
DeMarco	3/5/19 vs. Davidson	2	1	--	--	--	1	--	--	--	1	1
Duvall	5/5/18 at Auburn	34	1	--	--	--	1	--	--	--	--	--
Fentress	--	--	--	--	--	--	--	--	--	--	--	--
Gonzalez	2/20/19 vs. Evansville	13	3	--	--	--	3	2	--	--	--	2
Grisanti	2/27/18 vs. Austin Peay	34	1	--	--	--	1	1	--	--	--	1
Hayes	--	--	--	--	--	--	--	--	--	--	--	--
Hogan	--	--	--	--	--	--	--	--	--	--	--	--
Infante	6/3/18 at Clemson	13	--	--	--	--	--	--	--	--	--	--
Keegan	--	--	--	--	--	--	--	--	--	--	--	--
Kolwyck	--	--	--	--	--	--	--	--	--	--	--	--
Malcolm	--	--	--	--	--	--	--	--	--	--	--	--
Malloy	--	--	--	--	--	--	--	--	--	--	--	--
Martin	2/26/19 vs. SEMO	26	5	1	2	--	8	2	--	--	--	2
McMillan	--	--	--	--	--	--	--	--	--	--	--	--
Paul	2/15/19 vs. Virginia	50	6	2	--	--	8	--	1	--	1	2
Ray	6/3/18 at Clemson	32	1	--	--	--	1	1	--	--	--	1
Scott	2/27/19 vs. Austin Peay	18	4	--	--	--	4	1	3	--	--	4

## BREAKDOWNS

RUNS BY INNING	1	2	3	4	5	6	7	8	9	10+	TOTAL
VANDERBILT	20	13	24	15	11	5	8	10	0	1	107
OPPONENTS	5	6	3	7	8	7	9	1	5	2	53

PITCHING BREAKDOWN	W-L-S	ERA	IP	H	R	ER	BB	SO	HR
STARTERS	5-1	4.07	55.1	45	27	25	27	72	1
RELIEVERS	5-1-7	4.44	52.2	45	26	26	28	83	3

CATCHING BREAKDOWN	CS	SBA	CS%	PB	PICKOFFS
PHILIP CLARKE	2	8	20.0	2	0
TY DUVAL	2	2	50.0	1	0
DOMINIC KEEGAN	0	0	0.0	0	0
STEPHEN SCOTT	0	0	0.0	0	0

### STARTS BY BATTING ORDER (TOTAL, W-L)

**1st:** Davis (12, 10-2)  
**2nd:** Martin (12, 10-2)  
**3rd:** Bleday (12, 10-2)  
**4th:** Scott (10, 9-1), Clarke (2, 1-1)  
**5th:** Clarke (9, 8-1), Scott (2, 1-1), DeMarco (1, 1-0)  
**6th:** DeMarco (11, 9-2), Clarke (1, 1-0)  
**7th:** Paul (12, 10-2)  
**8th:** Duvall (4, 3-1), Infante (1, 1-0), Fellows (1, 1-0), Raby (4, 3-1), Gonzalez (2, 2-0)  
**9th:** Gonzalez (5, 3-2), Fellows (1, 1-0), Ray (5, 5-0), Raby (1, 1-0)

### STARTS BY POSITION (TOTAL, W-L)

**C:** Clarke (8, 7-1), Duvall (4, 3-1)  
**1B:** Infante (1, 1-0), Scott (11, 9-2)  
**2B:** Martin (12, 10-2)  
**3B:** Gonzalez (7, 5-2), Ray (5, 5-0)  
**SS:** Paul (12, 10-2)  
**LF:** Scott (1, 1-0), Davis (11, 9-2)  
**CF:** DeMarco (12, 10-2)  
**RF:** Bleday (12, 10-2)  
**DH:** Clarke (4, 3-1), Davis (1, 1-0), Fellows (2, 2-0), Raby (5, 4-1)

## HOME RUN NOTES

**HOMERS AT HOME: 8**  
**HOMERS ON THE ROAD: 0**

**SOLO HOMERS: 7**  
**2-RUN HOMERS: 1**

**3-RUN HOMERS: 1**  
**GRAND SLAMS: 2**

#### 2-HOME RUN GAMES BY VANDERBILT (0 IN 2019)

Last: Stephen Scott (2), Philip Clarke (2), Connor Kaiser (3), 6/3/18 at Clemson

#### 3-HOME RUN GAMES BY VANDERBILT (0 IN 2019)

Last: Connor Kaiser, 6/3/18 at Clemson

#### PINCH-HIT HOME RUNS BY VANDERBILT (0 IN 2019)

Last: Stephen Scott, 5/1/18 vs. Louisville

#### GRAND SLAMS BY VANDERBILT (2 IN 2019)

Last: Pat DeMarco, 3/5/19 vs. Davidson

#### FIRST-INNING LEADOFF HOME RUNS BY VANDERBILT (0 IN 2019)

Last: Austin Martin, 2/18/18 vs. Duke

#### WALK-OFF HOME RUNS (0 IN 2019)

Last: JJ Bleday, 6/9/18 vs. Mississippi State, 11th inning

#### INSIDE-THE-PARK HOME RUNS BY VANDERBILT (0 IN 2019)

Last: Will Toffey, 3/22/17 vs. Belmont

#### BACK-TO-BACK HOME RUNS BY VANDERBILT (0 IN 2019)

Last: Julian Infante, Harrison Ray, 6/3/18 vs. Clemson, 8th inning



# CAREER HIGHS

## 43 ★ Austin Becker

Innings Pitched: 3.0, vs. Davidson (3/5/19)  
Strikeouts: 8, vs. Davidson (3/5/19)  
Hits Allowed: None  
Walks Allowed: 2, vs. Davidson (3/5/19)  
Runs Allowed: None

## 51 ★ JJ Bleday

Hits: 3, 7x, last vs. SEMO (2/26/19)  
Runs: 3, 2x, last vs. Davidson (3/5/19)  
RBI: 3, 3x, last vs. Davidson (3/5/19)  
Walks: 5, vs. Middle Tennessee (5/15/18)  
HRs: 1, 19x, last vs. Dayton (3/2/19)  
Strikeouts: 3, vs. Virginia (2/15/19)  
Stolen Bases: 1, 2x, last vs. Clemson (6/2/18)

## 21 ★ Tyler Brown

Innings Pitched: 5.0, vs. Texas A&M (5/22/18)  
Strikeouts: 6, 2x, last at Miss. State (3/18/18)  
Hits Allowed: 6, at Florida (3/31/18)  
Walks Allowed: 3, vs. Mississippi St. (6/10/18)  
Runs Allowed: 6, at Florida (3/31/18)

## 5 ★ Philip Clarke

Hits: 3, 5x, last at Clemson (6/3/18)  
Runs: 3, vs. Davidson (3/5/19)  
RBI: 5, vs. Cal State Fullerton (2/16/19)  
Walks: 4, vs. UMass-Lowell (2/23/18)  
HRs: 2, vs. Clemson (6/3/18)  
Strikeouts: 2, 9x, last vs. Davidson (3/5/19)  
Stolen Bases: 2, vs. UMass-Lowell (2/25/18)

## 3 ★ Cooper Davis

Hits: 4, vs. SEMO (2/26/19)  
Runs: 3, vs. Virginia (2/15/19)  
RBI: 3, vs. Dayton (3/1/19)  
Walks: 2, 2x, last vs. Austin Peay (2/27/19)  
HRs: None  
Strikeouts: 1, 5x, last vs. Austin Peay (2/27/19)  
Stolen Bases: 1, 4x, last vs. Dayton (3/1/19)

## 18 ★ Pat DeMarco

Hits: 3, 5x, last vs. Mississippi St. (6/8/18)  
Runs: 3, 2x, last vs. Davidson (3/5/19)  
RBI: 7, vs. Davidson (3/5/19)  
Walks: 2, 3x, last vs. Mississippi St. (6/10/18)  
HRs: 1, 12x, last vs. Davidson (3/5/19)  
Strikeouts: 3, 3x, last vs. Virginia (2/15/19)  
Stolen Bases: 2, 2x, last at Tenn. (5/11/18)

## 20 ★ Ty Duvall

Hits: 3, vs. Western Kentucky (3/14/17)  
Runs: 3, vs. Middle Tennessee (5/15/18)  
RBI: 4, vs. Ole Miss (3/15/18)  
Walks: 3, vs. Middle Tennessee (5/15/18)  
HRs: 1, 3x, last at Auburn (5/5/18)  
Strikeouts: 3, at Auburn (5/4/18)  
Stolen Bases: 1, at Missouri (4/21/18)

## 39 ★ Jake Eder

Innings Pitched: 5.0, 3x, last at MTSU (4/3/18)  
Strikeouts: 7, at Long Beach State (3/7/18)  
Hits Allowed: 6, 2x, last at MTSU (4/3/18)  
Walks Allowed: 5, vs. Louisville (5/1/18)  
Runs Allowed: 5, vs. Louisville (5/1/18)

## 66 ★ Drake Fellows

Innings Pitched: 8.0, vs. Saint Mary's (3/12/17)  
Strikeouts: 13, vs. Dayton (3/1/19)  
Hits Allowed: 8, 2x, last vs. Ole Miss (4/13/18)  
Walks Allowed: 5, 2x, last vs. Ole Miss (4/13/18)  
Runs Allowed: 7, 2x, last vs. Miss. St. (6/8/18)

## 13 ★ Kiambu Fentress

Hits: 1, at Middle Tennessee (4/18/17)  
Runs: 1, 2x, last vs. UMass-Lowell (2/23/18)  
RBI: 1, vs. Austin Peay (2/27/18)  
Walks: None  
HRs: None  
Strikeouts: 1, 3x, last vs. Davidson (3/5/19)  
Stolen Bases: None

## 32 ★ Hugh Fisher

Innings Pitched: 2.1, 2x, last vs. APSU (2/27/19)  
Strikeouts: 4, 2x, last vs. APSU (2/27/19)  
Hits Allowed: 3, 2x, last vs. APSU (2/27/19)  
Walks Allowed: 2, 3x, last vs. Dayton (3/2/19)  
Runs Allowed: 3, vs. Ole Miss (4/15/18)

## 49 ★ AJ Franklin

Innings Pitched: 1.0, 4x, last vs. SEMO (2/26/19)  
Strikeouts: 3, vs. SEMO (2/26/19)  
Hits Allowed: 2, vs. Cal St. Fullerton (2/16/19)  
Walks Allowed: 3, vs. CS Fullerton (2/16/19)  
Runs Allowed: 6, vs. Cal St. Fullerton (2/16/19)

## 35 ★ Jackson Gillis

Innings Pitched: 3.2, vs. Duke (2/16/18)  
Strikeouts: 5, vs. UMass-Lowell (2/24/18)  
Hits Allowed: 4, vs. TCU (3/11/18)  
Walks Allowed: 4, vs. Texas A&M (3/25/17)  
Runs Allowed: 4, 2x, last at Tennessee (5/13/18)

## 55 ★ Joe Gobillot

Innings Pitched: None  
Strikeouts: None  
Hits Allowed: None  
Walks Allowed: None  
Runs Allowed: None

## 99 ★ Jayson Gonzalez

Hits: 4, 2x, last vs. Austin Peay (2/27/18)  
Runs: 3, vs. Middle Tennessee (5/15/18)  
RBI: 5, vs. UMass-Lowell (2/24/18)  
Walks: 2, vs. Evansville (2/20/19)  
HRs: 2, vs. UMass-Lowell (2/24/18)  
Strikeouts: 3, 5x, last at Tennessee (5/12/18)  
Stolen Bases: 1, vs. Houston (3/4/18)

## 17 ★ Walker Grisanti

Hits: 2, 5x, last vs. Davidson (3/5/19)  
Runs: 3, vs. Xavier (3/12/16)  
RBI: 3, 2x, last vs. Austin Peay (2/27/18)  
Walks: 3, at UCLA (3/9/18)  
HRs: 1, 2x, last vs. Austin Peay (2/27/18)  
Strikeouts: 3, 4x, last vs. Austin Peay (2/27/19)

## 30 ★ Sterling Hayes

Hits: None  
Runs: 1, 2x, last vs. Davidson (3/5/19)  
RBI: None  
Walks: 1, 2x, last vs. Davidson (3/5/19)  
HRs: None  
Strikeouts: None  
Stolen Bases: None

## 44 ★ Mason Hickman

Innings Pitched: 7.0, 2x, last at Missouri (4/21/18)  
Strikeouts: 9, vs. LSU (3/25/18)  
Hits Allowed: 8, at Florida (4/1/18)  
Walks Allowed: 6, at Tennessee (5/13/18)  
Runs Allowed: 6, vs. Kentucky (5/19/18)

## 11 ★ Matt Hogan

Hits: None  
Runs: 1, vs. Davidson (3/5/19)  
RBI: None  
Walks: 1, vs. Davidson (3/5/19)  
HRs: None  
Strikeouts: 1, vs. Davidson (3/5/19)  
Stolen Bases: None

## 45 ★ Chance Huff

Innings Pitched: 6.0, vs. Davidson (3/5/19)  
Strikeouts: 7, vs. Davidson (3/5/19)  
Hits Allowed: 6, vs. Davidson (3/5/19)  
Walks Allowed: 3, 2x, last vs. Davidson (3/5/19)  
Runs Allowed: 3, 2x, last vs. Austin Peay (2/27/19)

## 22 ★ Julian Infante

Hits: 4, vs. Belmont (3/22/17)  
Runs: 4, vs. Belmont 3/22/17  
RBI: 7, vs. Missouri 3/22/17  
Walks: 3, vs. Saint Mary's G2 (3/12/17)  
HRs: 1, 19x, last at Clemson (6/3/18)  
Strikeouts: 4, 2x, last vs. UMass-Lowell (2/23/18)  
Stolen Bases: 1, 2x, last at Florida (3/31/18)

## 33 ★ Erik Kaiser

Innings Pitched: 1.0, 2x, last at Long Beach (3/7/18)  
Strikeouts: 2, vs. Austin Peay (2/27/18)  
Hits Allowed: 1, vs. Austin Peay (2/27/18)  
Walks Allowed: None  
Runs Allowed: None

## 12 ★ Dominic Keegan

Hits: None  
Runs: None  
RBI: None  
Walks: None  
HRs: None  
Strikeouts: 1, 2x, last vs. Davidson (3/5/19)  
Stolen Bases: None

## 34 ★ Zach King

Innings Pitched: 6.1, vs. Kentucky (5/18/18)  
Strikeouts: 7, vs. Dayton (3/2/19)  
Hits Allowed: 7, vs. UMass-Lowell (2/24/18)  
Walks Allowed: 4, at Clemson (6/2/18)  
Runs Allowed: 3, 6x, last vs. SEMO (2/26/19)

## 16 ★ Tate Kolwyck

Hits: None  
Runs: None  
RBI: None  
Walks: 1, vs. Davidson (3/5/19)  
HRs: None  
Strikeouts: None  
Stolen Bases: None

## 36 ★ John Malcom

Hits: None  
Runs: None  
RBI: 1, vs. Davidson (3/5/19)  
Walks: None  
HRs: None  
Strikeouts: None  
Stolen Bases: None

## 42 ★ Justyn-Henry Malloy

Hits: 1, vs. Cal State Fullerton (2/16/19)  
Runs: 1, vs. Dayton (3/1/19)  
RBI: 1, 2x, last vs. SEMO (2/26/19)  
Walks: 1, 4x, last vs. Davidson (3/5/19)  
HRs: None  
Strikeouts: 2, vs. TCU (2/17/19)  
Stolen Bases: None

## 16 ★ Austin Martin

Hits: 4, 3x, last vs. Austin Peay (2/27/19)  
Runs: 4, 2x, last vs. CS Fullerton (2/16/19)  
RBI: 3, at Tennessee (5/13/18)  
Walks: 3, 3x, last vs. Virginia (2/15/19)  
HRs: 1, 2x, last vs. SEMO (2/26/19)  
Strikeouts: 4, vs. Indiana State (2/28/18)  
Stolen Bases: 3, vs. Presbyterian (2/21/18)

## 10 ★ Ethan Paul

Hits: 4, 2x, last vs. UMass-Lowell (2/24/18)  
Runs: 3, 9x, last vs. Evansville (4/17/18)  
RBI: 7, vs. UMass-Lowell (2/24/18)  
Walks: 3, vs. Xavier (3/13/16)  
HRs: 2, 2x, last vs. Evansville (4/17/18)  
Strikeouts: 3, 6x, last vs. Tenn. Tech (5/8/18)  
Stolen Bases: 2, 5x, last vs. S. Carolina (4/27/18)

## 29 ★ Patrick Raby

Innings Pitched: 9.0, at Georgia (4/21/17)  
Strikeouts: 11, 2x, last vs. Saint Mary's (3/12/17)  
Hits Allowed: 9, at Kentucky (3/31/17)  
Walks Allowed: 5, vs. Alabama (5/18/17)  
Runs Allowed: 7, 2x, last at Auburn (5/5/18)

## 2 ★ Harrison Ray

Hits: 2, 9x, last vs. Dayton (3/2/19)  
Runs: 2, 4x, last vs. Dayton (3/1/19)  
RBI: 4, vs. South Carolina (4/29/18)  
Walks: 2, 2x, last vs. Dayton (3/1/19)  
HRs: 1, 2x, last at Clemson (6/3/18)  
Strikeouts: 3, 2x, last vs. Pepperdine (2/24/19)  
Stolen Bases: 2, 2x, last vs. S. Carolina (4/29/18)

## 80 ★ Kumar Rocker

Innings Pitched: 3.0, vs. Pepperdine (2/24/19)  
Strikeouts: 5, vs. Pepperdine (2/24/19)  
Hits Allowed: 5, vs. TCU (2/17/19)  
Walks Allowed: 2, vs. TCU (2/17/19)  
Runs Allowed: 5, vs. TCU (2/17/19)

## 19 ★ Stephen Scott

Hits: 3, 2x, last vs. Middle Tenn. (5/15/18)  
Runs: 4, at Clemson (6/3/18)  
RBI: 5, vs. Middle Tenn. (5/15/18)  
Walks: 2, 12x, last at Clemson (6/3/18)  
HRs: 2, 2x, last at Clemson (6/3/18)  
Strikeouts: 3, 2x, last at Florida (3/31/18)  
Stolen Bases: 2, vs. Georgia (4/5/18)

## 27 ★ Ethan Smith

Innings Pitched: 3.2, vs. Dayton (3/2/19)  
Strikeouts: 5, vs. Dayton (3/2/19)  
Hits Allowed: 2, vs. SEMO (2/26/19)  
Walks Allowed: 3, vs. Dayton (3/2/19)  
Runs Allowed: 2, 2x, last vs. Evansville (2/20/19)

## 8 ★ Isaiah Thomas

Hits: None  
Runs: None  
RBI: None  
Walks: None  
HRs: None  
Strikeouts: None  
Stolen Bases: None

THE LAST TIME VANDERBILT...

Won 5 or more consecutive games	6 games (April 29-May 6, 2018)
Won 10 or more consecutive games	14 games (April 20-May 16, 2013)
Won 15 or more consecutive games	19 games (Feb. 9-March 16, 2007)
Won 5 or more consecutive home games	8 games (Feb. 18-28, 2018)
Won 8 or more consecutive home games	8 games (Feb. 18-28, 2018)
Won 10 or more consecutive home games	17 games (May 29, 2015-March 15, 2016)
Won 20 or more consecutive home games	Never Happened
Won 5 or more consecutive road games	7 games (March 21- April 16, 2015)
Won 8 or more consecutive road games	8 games (April 20 - May 12, 2013)
Won 9 or more consecutive road games	10 games (April 11- May 4, 2008)
Won 5 or more consecutive conference games	5 games (March 20-31, 2016)
Won 6 or more consecutive conference games	6 games (April 26-May 4, 2014)
Won 7 or more consecutive conference games	11 games (April 20-May 16, 2013)
Won 8 or more consecutive conference games	11 games (April 20-May 16, 2013)
Won 5 or more consecutive conference home games	8 games (April 29, 2016-March 25, 2017)
Won 8 or more consecutive conference home games	8 games (April 29, 2016-March 25, 2017)
Won 9 or more consecutive conference home games	12 games (March 23-May 16, 2013)
Won 10 or more consecutive conference home games	12 games (March 23-May 16, 2013)
Won 5 or more consecutive conference road games	6 games (March 21-April 16, 2015)
Won 7 or more consecutive conference road games	7 games (April 20-May 12, 2013)
Won 8 or more consecutive conference road games	8 games (May 12, 2012-April 7, 2013)
Won 5 or more consecutive midweek games	5 games (May 16, 2017-Feb. 28, 2018)
Won 10 or more consecutive midweek games	10 games (May 17, 2016-April 4, 2017)
Won 11 or more consecutive midweek games	12 games (March 27, 2012-March 13, 2013)
Won 5 or more consecutive midweek home games	6 games (May 2, 2017-Feb. 28, 2018)
Won 10 or more consecutive midweek home games	13 games (March 27, 2012-April 9, 2013)
Won 15 or more consecutive midweek home games	16 games (March 23, 2010-Feb. 22, 2012)
Lost 5 or more consecutive games	6 games (April 29-May 8, 2018)
Lost 7 or more consecutive games	7 games (March 28-April 6, 1997)
Lost 8 or more consecutive games	12 games (March 25-April 10, 1994)
Lost 4 or more consecutive home games	4 games (Feb. 24-29, 2012)
Lost 5 or more consecutive home games	6 games (April 30-May 22, 2005)
Lost 6 or more consecutive home games	6 games (April 30-May 22, 2005)
Lost 7 or more consecutive home games	9 games (1965-1966)
Lost 5 or more consecutive road games	6 games (March 30-April 20, 2018)
Lost 6 or more consecutive road games	6 games (March 30-April 20, 2018)
Lost 7 or more consecutive road games	8 games (Feb. 17-April 6, 2012)
Lost 8 or more consecutive road games	8 games (Feb. 17-April 6, 2012)
Lost 9 or more consecutive road games	9 games (March 25-April 26, 1994)
Los 10 or more consecutive road games	11 games (April 18, 1978-March 5, 1979)
Lost 5 or more consecutive conference games	6 games (May 10, 2009-March 20, 2010)
Lost 6 or more consecutive conference games	6 games (May 10, 2009-March 20, 2010)
Lost 7 or more consecutive conference games	7 games (May 10, 2008-March 15, 2009)
Lost 8 or more consecutive conference games	11 games (April 5-27, 2002)
Lost 9 or more consecutive conference games	11 games (April 5-27, 2002)
Lost 10 or more consecutive conference games	11 games (April 5-27, 2002)
Lost 5 or more consecutive conference home games	5 games (April 12-27, 2002)
Lost 6 or more consecutive conference home games	9 games (April 14-May 14, 2000)
Lost 7 or more consecutive conference home games	9 games (April 14-May 14, 2000)
Lost 8 or more consecutive conference home games	9 games (April 14-May 14, 2000)
Lost 5 or more consecutive conference road games	5 games (March 30-April 20, 2018)
Lost 6 or more consecutive conference road games	10 games (April 5-May 17, 2002)
Lost 7 or more consecutive conference road games	10 games (April 5-May 17, 2002)
Lost 8 or more consecutive conference road games	10 games (April 5-May 17, 2002)
Shutout an opponent	vs. Dayton, 2-0 (March 2, 2019)
Shutout an opponent on Opening Day	vs. Santa Clara, 4-0 (Feb. 13, 2015)
Shutout an opponent at home	vs. Dayton, 2-0 (March 2, 2019)
Shutout an SEC opponent at home	vs. LSU, 1-0 (March 25, 2018)
Shutout an opponent on the road	at Clemson, 8-0 (June 5, 2017)
Shutout an SEC opponent on the road	at Florida, 5-0 (May 14, 2016)
Shutout an opponent on a neutral field	vs. St. John's, 2-0 (June 1, 2018)
Shutout a midweek opponent at home	vs. UT-Martin, 11-0 (April 4, 2017)
Shutout a midweek opponent on the road	at Middle Tennessee, 1-0 (April 12, 2011)
Shutout back-to-back opponents	vs. Radford, 12-0 & vs. Xavier, 7-0 (March 9-11, 2016)
Was shutout	at Auburn, 14-0 (May 5, 2018)
Was shutout in back-to-back games	Kentucky, 14-0 & 4-0 (April 23, 1976)
Was shutout on Opening Day	vs. San Diego, 10-0 (Feb. 17, 2006)
Was shutout at home	Kentucky, 3-0 (April 17, 2016)
Was shutout at home by an SEC opponent	Kentucky, 3-0 (April 17, 2016)
Was shutout on the road	at Auburn, 14-0 (May 5, 2018)
Was shutout on the road by an SEC opponent	at Auburn, 14-0 (May 5, 2018)

Was shutout on a neutral field	vs. Louisiana, 3-0, at Minute Maid Park (March 3, 2018)
Was shutout against a midweek opponent at home	vs. Belmont, 1-0 (Feb. 26, 2003)
Was shutout against a midweek opponent on the road	at North Florida, 2-0 (March 5, 1991)
Was shutout against a non-conference opponent on a neutral site	vs. Louisiana, 3-0, at NMP (March 3, 2018)
Run-ruled an opponent	vs. Alabama, 16-1, 7 inn. @ SEC Tournament (May 22, 2015)
Run-ruled an opponent at home	vs. Evansville, 14-3, 5 inn. (April 17, 2002)
Was run-ruled	vs. Texas A&M, 13-3, 7 inn. @ SEC Tournament (May 27, 2016)
Played in 14 or more innings	14 innings, vs. Illinois-Chicago (W, 6-5) (Feb. 27, 2016)
Played in 15 or more innings	16 innings, vs. Ole Miss (L, 6-5) (April 10, 2015)
Played in 16 or more innings	16 innings, vs. Ole Miss (L, 6-5) (April 10, 2015)
Played in 17 or more innings	17 innings, vs. Louisville (W, 11-10) (May 11, 2010)
Won both games of a doubleheader	vs. Dayton: 5-1, 2-0 (March 2, 2019)
Shutout opponent in both games of a doubleheader	vs. Georgia: 3-0, 6-0 (April 27, 1976)
Lost both games of a doubleheader	at Tennessee: 4-2 (11), 4-3 (April 25, 2010)
Swept a 3-game series at home	vs. Dayton (March 1-2, 2019)
Swept a 3-game series at home vs. non-conference opponent	vs. Dayton (March 1-2, 2019)
Swept a 3-game series on the road	at Mississippi State (March 16-18, 2018)
Swept a 3-game SEC series at home	vs. Kentucky (May 17-19, 2018)
Swept a 3-game SEC series on the road	at Mississippi State (March 16-18, 2018)
Swept a midweek series at home	2 games, vs. Presbyterian (Feb. 20-21, 2018)
Swept a midweek series on the road	2 games, at Ohio (May 17-18, 2005)
Swept a four-game series	vs. Sewanee (1907)
Was swept in a 3-game series at home	vs. Oregon (Feb. 24-26, 2012)
Was swept in a 3-game series at home vs. non-conference opponent	vs. Oregon (Feb. 24-26, 2012)
Was swept in a 3-game series on the road	at Auburn (May 4-6, 2018)
Was swept in a 3-game SEC series at home	vs. Tennessee (May 14-16, 2009)
Was swept in a 3-game SEC series on the road	at Auburn (May 4-6, 2018)
Swept 3 or more SEC series in a season	3, 2016 (at MIZ, vs. UGA, vs. AUB)
Swept 4 or more SEC series in a season	6, 2013 (at AUB, vs. UT, at OM, vs. MIZ, vs. MSU, vs. UT)
Was swept in 3 or more SEC series in a season	3, 2009 (vs. ALA, at USC, vs. UT)
Was swept in 4 or more SEC series in a season	4, 2002 (vs. UGA, at OM, at UF, at AUB)
Swept Alabama in a 3-game series at home	April 9-11, 2011
Swept Alabama in a 3-game series on the road	1906
Was swept by Alabama in a 3-game series at home	April 17-19, 2009
Was swept by Alabama in a 3-game series on the road	April 22-23, 2006
Swept Arkansas in a 3-game series at home	March 14-15, 2015
Swept Arkansas in a 3-game series on the road	Never Happened
Was swept by Arkansas in a 3-game series at home	April 1-3, 1994
Was swept by Arkansas in a 3-game series on the road	April 8-10, 2005
Swept Auburn in a 3-game series at home	May 19-21, 2016
Swept Auburn in a 3-game series on the road	March 15-17, 2013
Was swept by Auburn in a 3-game series at home	March 19-21, 1999
Was swept by Auburn in a 3-game series on the road	May 4-6, 2018
Swept Florida in a 3-game series at home	April 27-29, 2007
Swept Florida in a 3-game series on the road	Never Happened
Was swept by Florida in a 3-game series at home	May 20-22, 2005
Was swept by Florida in a 3-game series on the road	March 30-April 1, 2018
Swept Georgia in a 3-game series at home	April 29-May 1, 2016
Swept Georgia in a 3-game series on the road	April 3-5, 2015
Was swept by Georgia in a 3-game series at home	March 22-24, 2002
Was swept by Georgia in a 3-game series on the road	May 2-4, 2003
Swept Kentucky in a 3-game series at home	May 17-19, 2018
Swept Kentucky in a 3-game series on the road	May 11-12, 2013
Was swept by Kentucky in a 3-game series at home	May 12-14, 2000
Was swept by Kentucky in a 3-game series on the road	April 9-10, 1988
Swept Missouri in a 3-game series at home	April 24-26, 2015
Swept Missouri in a 3-game series on the road	May 25-27, 2016
Was swept by Missouri in a 3-game series at home	Never Happened
Was swept by Missouri in a 3-game series on the road	Never Happened
Swept South Carolina in a 3-game series at home	Never Happened
Swept South Carolina in a 3-game series on the road	Never Happened
Was swept by South Carolina in a 3-game series at home	April 12-14, 2002
Was swept by South Carolina in a 3-game series on the road	May 1-3, 2009
Swept Tennessee in a 3-game series at home	March 29-31, 2013
Swept Tennessee in a 3-game series on the road	May 2-4, 2008
Was swept by Tennessee in a 3-game series at home	May 14-16, 2009
Was swept by Tennessee in a 3-game series on the road	May 5-7, 2000
Swept Texas A&M in a 3-game series at home	Never Happened
Swept Texas A&M in a 3-game series on the road	Never Happened
Was swept by Texas A&M in a 3-game series at home	Never Happened
Was swept by Texas A&M in a 3-game series on the road	Never Happened

THE LAST TIME VANDERBILT...

Defeated a Top 25 ranked team \_\_\_\_\_ vs. #25 Cal State Fullerton, 14-9 (Feb. 15, 2019)  
Defeated a Top 25 ranked team at home \_\_\_\_\_ vs. #19 Kentucky, 8-1 (May 17, 2018)  
Defeated a Top 25 ranked team on the road \_\_\_\_\_ at #19 Mississippi State, 4-3 (March 18, 2018)  
Defeated a Top 25 ranked team at a neutral site \_\_\_\_\_ vs. #25 Cal State Fullerton, 14-9 (Feb. 15, 2019)  
Defeated a Top 25 ranked non-conference team \_\_\_\_\_ vs. #25 Cal State Fullerton, 14-9 (Feb. 15, 2019)  
Defeated a Top 25 ranked non-conference team at home \_\_\_\_\_ vs. #25 Duke, 9-1 (Feb. 18, 2018)  
Defeated a Top 25 ranked non-conference team on the road \_\_\_\_\_ at #11 UCLA, 6-3 (March 10, 2018)

Defeated a Top 20 ranked team \_\_\_\_\_ vs. #8 Clemson @ Clemson Regional, 19-6 (June 3, 2018)  
Defeated a Top 20 ranked team at home \_\_\_\_\_ vs. #19 Kentucky, 8-1 (May 17, 2018)  
Defeated a Top 20 ranked team on the road \_\_\_\_\_ at #19 Mississippi State, 4-3 (March 18, 2018)  
Defeated a Top 20 ranked team at a neutral site \_\_\_\_\_ vs. #8 Clemson @ Clemson Regional, 19-6 (June 3, 2018)

Defeated a Top 15 ranked team \_\_\_\_\_ vs. #8 Clemson @ Clemson Regional, 19-6 (June 3, 2018)  
Defeated a Top 15 ranked team at home \_\_\_\_\_ vs. #5 Ole Miss, 8-7 (April 15, 2018)  
Defeated a Top 15 ranked team on the road \_\_\_\_\_ at #11 UCLA, 6-3 (March 10, 2018)  
Defeated a Top 15 ranked team at a neutral site \_\_\_\_\_ vs. #8 Clemson @ Clemson Regional, 19-6 (June 3, 2018)

Defeated a Top 10 ranked team \_\_\_\_\_ vs. #8 Clemson @ Clemson Regional, 19-6 (June 3, 2018)  
Defeated a Top 10 ranked team at home \_\_\_\_\_ vs. #5 Ole Miss, 8-7 (April 15, 2018)  
Defeated a Top 10 ranked team on the road \_\_\_\_\_ at #1 Florida, 5-0 (May 14, 2016)  
Defeated a Top 10 ranked team at a neutral site \_\_\_\_\_ vs. #8 Clemson @ Clemson Regional, 19-6 (June 3, 2018)

Defeated a Top 5 ranked team \_\_\_\_\_ vs. #5 Ole Miss, 8-7 (April 15, 2018)  
Defeated a Top 5 ranked team at home \_\_\_\_\_ vs. #5 Ole Miss, 8-7 (April 15, 2018)  
Defeated a Top 5 ranked team on the road \_\_\_\_\_ at #1 Florida, 5-0 (May 14, 2016)  
Defeated a Top 5 ranked team at a neutral site \_\_\_\_\_ vs. #1 Texas A&M, 6-5 (May 25, 2016)

Defeated a #1 ranked team \_\_\_\_\_ vs. #1 Texas A&M, 6-5 (May 25, 2016)  
Defeated a #1 ranked team at home \_\_\_\_\_ vs. #1 Kentucky, 4-3 (April 28, 2012)  
Defeated a #1 ranked team on the road \_\_\_\_\_ at #1 Florida, 5-0 (May 14, 2016)  
Defeated a #1 ranked team at a neutral site \_\_\_\_\_ vs. #1 Texas A&M, 6-5 (May 25, 2016)

Won a series against a Top 25 ranked team \_\_\_\_\_ vs. #19 Kentucky: 8-1, 5-1, 9-6 (May 15-17, 2018)  
Won a series against a Top 10 ranked team \_\_\_\_\_ vs. #5 Ole Miss: 3-11, 8-7, 8-7 (April 13-15, 2018)  
Won a series against a Top 25 ranked team at home \_\_\_\_\_ vs. #19 Kentucky: 8-1, 5-1, 9-6 (May 15-17, 2018)  
Won a series against a Top 10 ranked team at home \_\_\_\_\_ vs. #5 Ole Miss: 3-11, 8-7, 8-7 (April 13-15, 2018)  
Won a series against a Top 25 ranked team on the road \_\_\_\_\_ at #19 Miss. St.: 5-0, 10-1, 4-3 (March 16-18, 2018)  
Won a series against a Top 10 ranked team on the road \_\_\_\_\_ at #4 Florida: 0-1, 3-0, 16-2 (May 8-10, 2014)  
Swept a series against a Top 25 ranked team \_\_\_\_\_ vs. #19 Kentucky: 8-1, 5-1, 9-6 (May 15-17, 2018)  
Swept a series against a Top 10 ranked team \_\_\_\_\_ 2 games, at #1 Arkansas, 9-0, 13-6 (April 10-11, 2009)  
\_\_\_\_\_ Have not swept a 3-game series in the Tim Corbin era  
Played to a tie \_\_\_\_\_ vs. Alabama, 3-3 - 8 inn. (May 20, 2017)

Hit back-to-back home runs \_\_\_\_\_ Julian Infante (solo), Harrison Ray (solo) - 8th inning at Clemson (June 3, 2018)  
Hit back-to-back HR twice in a game \_\_\_\_\_ Connor Kaiser (3R), Philip Clarke (solo) - 3rd inn; \_\_\_\_\_ Julian Infante (solo), Harrison Ray (solo) - 8th inn at Clemson (June 3, 2018)  
Had multiple players hit 2-or-more home runs \_\_\_\_\_ Stephen Scott (2), Philip Clarke (2), Connor Kaiser (3) at Clemson (June 3, 2018)  
Hit 2 or more home runs in an inning \_\_\_\_\_ 2, 8th inning, vs. Clemson (June 3, 2018)  
Hit 3 or more home runs in an inning \_\_\_\_\_ 3, 3rd inning, vs. San Diego (Feb. 21, 2016)  
Hit 5 or more home runs in a game \_\_\_\_\_ 9, vs. #8 Clemson @ NCAA Clemson Regional (June 3, 2018)  
Hit 6 or more home runs in a game \_\_\_\_\_ 9, vs. #8 Clemson @ NCAA Clemson Regional (June 3, 2018)  
Hit 8 or more home runs in a game \_\_\_\_\_ 9, vs. #8 Clemson @ NCAA Clemson Regional (June 3, 2018)  
Hit multiple grand slams in a season \_\_\_\_\_ 2 (Ethan Paul, Connor Kaiser) (2018)  
Hit 3 or more grand slams in a season \_\_\_\_\_ 4 (Zander Wiel, Zander Wiel, Karl Ellison, Wiel) (2015)  
Hit 4 or more grand slams in a season \_\_\_\_\_ 4 (Zander Wiel, Zander Wiel, Karl Ellison, Wiel) (2015)

Homered in 3 or more consecutive innings \_\_\_\_\_ 4, vs. Clemson, 5th-6th-7th-8th (June 3, 2018)  
Homered in 5 or more consecutive games \_\_\_\_\_ 8 games (May 8-19, 2018)  
Homered in 6 or more consecutive games \_\_\_\_\_ 8 games (May 8-19, 2018)  
Homered in 9 or more consecutive games \_\_\_\_\_ 9 games (Feb. 17-28, 2018)  
Homered in 10 or more consecutive games \_\_\_\_\_ 10 games (May 9-27, 2010)

Scored 10 or more runs in 3 consecutive games \_\_\_\_\_ 3 games (Feb. 21-24, 2018)  
Scored 10 or more runs in 4 consecutive games \_\_\_\_\_ 4 games (April 9-14, 2013)  
Scored 10 or more runs in 5 or more consecutive games \_\_\_\_\_ 6 games (April 22-May 1, 2011)  
Scored 15 or more runs in a game \_\_\_\_\_ 24, vs. Davidson (March 5, 2019)  
Scored 20 or more runs in a game \_\_\_\_\_ 24, vs. Davidson (March 5, 2019)

Scored 10 or more runs in a loss \_\_\_\_\_ 15-16, 10 inn. - at LSU (May 7, 2010)  
Scored 15 or more runs in a loss \_\_\_\_\_ 15-16, 10 inn. - at LSU (May 7, 2010)  
Scored 17 or more runs in a loss \_\_\_\_\_ 17-22, vs. Michigan State (March 20, 1993)  
Scored 20 or more runs in a loss \_\_\_\_\_ Never Happened

Scored 10 or more unanswered runs \_\_\_\_\_ 18, vs. Middle Tennessee (May 15, 2018)  
Scored 15 or more unanswered runs \_\_\_\_\_ 18, vs. Middle Tennessee (May 15, 2018)  
Scored 20 or more unanswered runs \_\_\_\_\_ 21, vs. Radford @ NCAA Nashville Regional (June 1, 2015)

Scored in 5 consecutive innings \_\_\_\_\_ 5, (5th-9th inn.) vs. #8 Clemson (June 3, 2018)  
Scored in 6 consecutive innings \_\_\_\_\_ 6, (1st-6th) vs. UIC (Feb. 23, 2014)  
Scored 5 or more runs in the first inning \_\_\_\_\_ 5, vs. Davidson (March 5, 2019)  
Scored 7 or more runs in the first inning \_\_\_\_\_ 8, vs. Alabama (May 19, 2017)

Scored in the first inning in 4 or more consecutive games \_\_\_\_\_ 4 games (Feb. 24-27, 2019)  
Scored 7 or more runs in an inning \_\_\_\_\_ 13 (3rd inn.) vs. Davidson (March 5, 2019)  
Scored 10 or more runs in an inning \_\_\_\_\_ 13 (3rd inn.) vs. Davidson (March 5, 2019)  
Scored 14 or more runs in an inning \_\_\_\_\_ 14 (3rd inn.) vs. Middle Tennessee (May 15, 2018)  
Scored 4 or more runs in three different innings \_\_\_\_\_ 5 (1st inn), 8 (4th inn) & 4 (7th inn) vs. Alabama (May 18, 2017)

Scored 10 or more runs in a road game \_\_\_\_\_ 19, at #19 Clemson (June 3, 2018)  
Scored 15 or more runs in a road game \_\_\_\_\_ 19, at #19 Clemson (June 3, 2018)  
Scored 20 or more runs in a road game \_\_\_\_\_ 21, at Middle Tennessee (April 18, 2017)  
Scored 25 or more runs in a road game \_\_\_\_\_ Never Happened

Allowed 10 or more runs in a loss \_\_\_\_\_ 10, vs. #19 TCU (Feb. 17, 2019)  
Allowed 10 or more runs in a win \_\_\_\_\_ 10, vs. Belmont (March 22, 2017)  
Allowed 15 or more runs in a game \_\_\_\_\_ 20, vs. Florida (April 15, 2017)  
Allowed 20 or more runs in a game \_\_\_\_\_ 20, vs. Florida (April 15, 2017)  
Allowed 7 or more runs in an inning \_\_\_\_\_ 7, 5th inn. - vs. Auburn (May 6, 2018)  
Allowed 10 or more runs in an inning \_\_\_\_\_ 13, 7th inn. @ NCAA Nashville Regional (June 4, 2016)  
Allowed 5 or more runs in the first inning \_\_\_\_\_ 7, vs. Texas A&M @ SEC Tournament (May 27, 2016)

Overcame a deficit of 4 or more runs in a win \_\_\_\_\_ 4, vs. Indiana State (Feb. 28, 2018)  
Overcame a deficit of 5 or more runs in a win \_\_\_\_\_ 6, vs. St. Mary's (March 10, 2017)  
Overcame a deficit of 6 or more runs in a win \_\_\_\_\_ 6, vs. St. Mary's (March 10, 2017)  
Overcame a deficit of 7 or more runs in a win \_\_\_\_\_ 10, vs. Illinois State (March 1, 2015)  
Overcame a deficit of 8 or more runs in a win \_\_\_\_\_ 10, vs. Illinois State (March 1, 2015)  
Overcame a deficit of 9 or more runs in a win \_\_\_\_\_ 10, vs. Illinois State (March 1, 2015)

Squandered a lead of 4 or more runs in a loss \_\_\_\_\_ 5, vs. Austin Peay (Feb. 27, 2019)  
Squandered a lead of 5 or more runs in a loss \_\_\_\_\_ 5, vs. Austin Peay (Feb. 27, 2019)  
Squandered a lead of 6 or more runs in a loss \_\_\_\_\_ 7, vs. South Carolina (April 27, 2018)  
Squandered a lead of 7 or more runs in a loss \_\_\_\_\_ 7, vs. South Carolina (April 27, 2018)

Had 15 or more hits in a game \_\_\_\_\_ 16, vs. SEMO (Feb. 26, 2019)  
Had 15 or more hits in a win \_\_\_\_\_ 16, vs. SEMO (Feb. 26, 2019)  
Had 20 or more hits in a win \_\_\_\_\_ 20, vs. #8 Clemson @ NCAA Clemson Regional (June 3, 2018)  
Had 30 or more hits in a game \_\_\_\_\_ 30, vs. Alabama (April 17, 1988)  
Had 50 or more hits in an SEC series \_\_\_\_\_ 54, vs. Missouri (April 12-14, 2013)  
Had 15 or more hits in a loss \_\_\_\_\_ 17, vs. Florida (April 15, 2017)

Had 10 or more total bases in a game \_\_\_\_\_ Connor Kaiser (14) at Clemson (June 3, 2018)

Had at least 15 hits in back-to-back games \_\_\_\_\_ 18, 16, vs. St. John's + vs. Clemson (June 2-3, 2017)  
Had at least 10 hits in 5 or more consecutive games \_\_\_\_\_ 6 games (Feb. 20-March 1, 2019)  
Had at least 10 hits in 7 or more consecutive games \_\_\_\_\_ 7 games (Feb. 18-27, 2018)  
Had at least 10 hits in 8 or more consecutive games \_\_\_\_\_ 8 games (Feb. 27-March 12, 2010)

Had 5 or more doubles in a game \_\_\_\_\_ 6, vs. Davidson (March 5, 2019)  
Had 6 or more doubles in a game \_\_\_\_\_ 6, vs. Davidson (March 5, 2019)  
Had 7 or more doubles in a game \_\_\_\_\_ 8, at Clemson (June 3, 2017)  
Allowed 5 or more doubles in a game \_\_\_\_\_ 5, vs. Houston @ Minute Maid Park (March 4, 2018)  
Allowed 6 or more doubles in a game \_\_\_\_\_ 6, at Tennessee (May 4, 2012)

Had 2 or more triples in a game \_\_\_\_\_ 2, vs. Virginia (Feb. 15, 2019)  
Had 3 or more triples in a game \_\_\_\_\_ 4, vs. Radford (May 31, 2015)  
Had 4 or more triples in a game \_\_\_\_\_ 4, vs. Radford (May 31, 2015)  
Allowed 2 or more triples in a game \_\_\_\_\_ 2, vs. Belmont (March 22, 2017)  
Allowed 3 or more triples in a game \_\_\_\_\_ 3, vs. Texas A&M (April 11, 2014)

# THE LAST TIME VANDERBILT...

Allowed 3 or more home runs in a game \_\_\_\_\_ 3, by Kentucky (May 19, 2018)  
Allowed 4 or more home runs in a game \_\_\_\_\_ 4, vs. Sam Houston State @ Minute Maid Park (March 2, 2018)  
Allowed 5 or more home runs in a game \_\_\_\_\_ 5, at Auburn (March 27, 2009)

Did not draw a walk in a game \_\_\_\_\_ at Auburn (May 6, 2018)  
**Walked 10 or more times in a game \_\_\_\_\_ 17, vs. Davidson (March 5, 2019)**  
**Walked 15 or more times in a game \_\_\_\_\_ 17, vs. Davidson (March 5, 2019)**  
Walked 18 or more times in a game \_\_\_\_\_ 19, vs. Middle Tennessee (May 15, 2018)  
Allowed 0 walks in a game \_\_\_\_\_ at Missouri (April 21, 2018)  
Allowed 0 walks in back-to-back games \_\_\_\_\_ at San Diego, DH (Feb. 20, 2011)  
**Allowed 10 or more walks in a game \_\_\_\_\_ 12, vs. Austin Peay (Feb. 27, 2019)**  
**Allowed 12 or more walks in a game \_\_\_\_\_ 12, vs. Austin Peay (Feb. 27, 2019)**  
Allowed 10-plus walks in back-to-back games \_\_\_\_\_ 12, vs. Illinois State; 12, vs. Evansville (March 1-3, 2015)

Did not strikeout in a game \_\_\_\_\_ vs. Tennessee-Martin (Feb. 23, 2005)  
**Struck out 12 or more times in a game \_\_\_\_\_ 13, vs. Austin Peay (Feb. 27, 2019)**  
Struck out 15 or more times in a game \_\_\_\_\_ 16, vs. Mississippi St. @ Nashville Super Regional (June 10, 2018)  
**Struck out 15 or more batters in a game \_\_\_\_\_ 15, vs. Davidson (March 5, 2019)**  
**Struck out 18 or more batters in a game \_\_\_\_\_ 18, vs. Dayton (March 1, 2019)**  
Struck out 20 or more opposing batters in a game \_\_\_\_\_ 22, vs. Ole Miss (April 10, 2015)  
**Struck out 10 or more opposing batters in 5 consecutive games \_\_\_\_\_ 9 games (Feb. 20, 2019-present)**  
**Struck out 10 or more opposing batters in 8 consecutive games \_\_\_\_\_ 9 games (Feb. 20, 2019-present)**

Pitching staff held opponent scoreless for 10 consecutive inn. in a game \_\_\_\_\_ 11 inn. at Missouri (March 26, 2016)

Had 5 or more hit batters in a game \_\_\_\_\_ 5, by Arkansas (March 14, 2015)  
Had 6 or more hit batters in a game \_\_\_\_\_ 6, by Rhode Island (March 4, 2012)

Had 5 or more stolen bases in a game \_\_\_\_\_ 5, vs. South Carolina (April 29, 2018)  
Had 6 or more stolen bases in a game \_\_\_\_\_ 6, vs. LSU (March 23, 2018)  
Had 7 or more stolen bases in a game \_\_\_\_\_ 7, vs. UMass-Lowell (Feb. 25, 2018)  
Had 8 or more stolen bases in a game \_\_\_\_\_ 8, vs. UNC-Wilmington (June 1, 2012)

**Left 13 or more runners on base \_\_\_\_\_ 13, vs. Austin Peay (Feb. 27, 2019)**  
**Left 14 or more runners on base \_\_\_\_\_ 14, vs. Evansville (Feb. 20, 2019)**  
Left 15 or more runners on base \_\_\_\_\_ 17, vs. Mississippi State @ Nashville Super Regional (June 10, 2018)  
Left 16 or more runners on base \_\_\_\_\_ 17, vs. Mississippi State @ Nashville Super Regional (June 10, 2018)

Committed 4 or more errors in a game \_\_\_\_\_ 4, vs. Xavier @ Nashville Regional (June 4, 2016)  
Committed 5 or more errors in a game \_\_\_\_\_ 6, at Middle Tennessee (March 22, 2016)  
Committed 6 or more errors in a game \_\_\_\_\_ 6, at Middle Tennessee (March 22, 2016)

Combined for a no-hitter \_\_\_\_\_ at Western Kentucky (J. Lewis, N. Pilkington, J. Scott, M. Buschmann), May 6, 2003  
Combined for a perfect game \_\_\_\_\_ at Western Kentucky (J. Lewis, N. Pilkington, J. Scott, M. Buschmann), May 6, 2003  
Combined on a one-hitter \_\_\_\_\_ vs. Quinnipiac (T. Ferguson, R. Johnson, M. Ruppenthal, B. Bowden), March 11, 2015  
Combined on a two-hitter \_\_\_\_\_ vs. UT Martin (C. Day, J. Gillis, C. Snider, R. Hayes), April 4, 2017  
Combined on a three-hitter \_\_\_\_\_ vs. Duke (D. Fellows, J. Gillis, A. Brown), Feb. 16, 2018  
Was no-hit \_\_\_\_\_ at Texas A&M (Kyle Simonds, 9.0), May 7, 2016

Started six true freshmen \_\_\_\_\_ at Auburn (Austin Martin - LF, Philip Clarke - DH, Pat DeMarco - RF, \_\_\_\_\_ Jayson Gonzalez - SS, Garrett Blaylock - 3B, Mason Hickman - SP), May 6, 2018

## HITTING:

Hit an inside-the-park home run \_\_\_\_\_ Will Toffey vs. Belmont (March 22, 2017)  
Hit a pinch-hit home run \_\_\_\_\_ Stephen Scott vs. Louisville (May 1, 2018)  
**Hit a grand slam \_\_\_\_\_ Pat DeMarco vs. Davidson (March 5, 2019)**  
Hit a grand slam on the road \_\_\_\_\_ Connor Kaiser at Clemson (June 3, 2018)

Hit a walk-off home run \_\_\_\_\_ JJ Bleday vs. Mississippi State (June 9, 2018)

Hit 2 or more home runs in a game \_\_\_\_\_ Stephen Scott (2), Philip Clarke (2), Connor Kaiser (3) at Clemson (June 3, 2018)  
Hit 3 or more home runs in a game \_\_\_\_\_ Connor Kaiser (3) at Clemson (June 3, 2018)

Hit for the cycle \_\_\_\_\_ Clinton Johnston vs. Kentucky (April 28, 1996)  
Hit for the cycle in an SEC game \_\_\_\_\_ Clinton Johnston vs. Kentucky (April 28, 1996)

**Had a 20-game hit streak \_\_\_\_\_ JJ Bleday and Austin Martin, 20 (May 17, 2018-March 1, 2019)**  
Had a 25-game hit streak \_\_\_\_\_ Xavier Turner, 27 (March 4-April 22, 2014)

Had a walk-off base hit \_\_\_\_\_ JJ Bleday, solo home run, vs. Mississippi State (June 9, 2018)

**Had 2 hits in an inning \_\_\_\_\_ Ethan Paul (1B, 2B) vs. Davidson (March 5, 2019)**  
Had 5 or more hits in a game \_\_\_\_\_ Connor Kaiser (5) at Clemson (June 3, 2018)

**Had 5 or more RBIs in a game \_\_\_\_\_ Ethan Paul (5)/Pat DeMarco (7) vs. Davidson (March 5, 2019)**  
**Had 6 or more RBIs in a game \_\_\_\_\_ Pat DeMarco (7) vs. Davidson (March 5, 2019)**  
**Had 7 or more RBIs in a game \_\_\_\_\_ Pat DeMarco (7) vs. Davidson (March 5, 2019)**  
Had 10 or more RBIs in a game \_\_\_\_\_ Connor Kaiser (10) at Clemson (June 3, 2018)

Stole home \_\_\_\_\_ Ethan Paul vs. Auburn (May 19, 2016)  
Had a triple steal \_\_\_\_\_ Ethan Paul (home), Jeren Kendall (3rd), Bryan Reynolds (2nd) vs. Auburn (May 19, 2016)  
Had 3 or more stolen bases in a game \_\_\_\_\_ Austin Martin (3) vs. Presbyterian (Feb. 21, 2018)

## PITCHING:

Threw a 9-inning no-hitter \_\_\_\_\_ Doug Wessel vs. Belmont (April 19, 1971)

**Struck out 10 or more batters in a game \_\_\_\_\_ Drake Fellows, 13, vs. Dayton (March 1, 2019)**  
Struck out 10 or more batters in consecutive games \_\_\_\_\_

\_\_\_\_\_ Kyle Wright, 11 and Drake Fellows, 10 vs. Alabama (May 19-20, 2017)  
Struck out 15 or more batters in a game \_\_\_\_\_ Kevin Ziomek, 15 vs. Illinois-Chicago (March 1, 2013)  
Struck out 7 or more batters in career debut \_\_\_\_\_ 7, Mason Hickman vs. Duke (Feb. 18, 2018)

Pitched a 7-inning, complete game \_\_\_\_\_ Mason Hickman vs. LSU (March 25, 2018)  
Pitched 9 or more innings \_\_\_\_\_ 9.0, Kyle Wright vs. Missouri (May 6, 2017)  
Pitched 9 or more scoreless innings \_\_\_\_\_ 9.0, Kyle Wright vs. Florida (April 14, 2017)  
Pitched a 9-inning, complete game \_\_\_\_\_ Patrick Raby at Georgia (April 21, 2017)  
Pitched a 9-inning, complete-game shutout \_\_\_\_\_ 9.0, Kyle Wright vs. Florida (April 14, 2017)  
Picked up 10 or more saves in a season \_\_\_\_\_ 10, Ben Bowden (2016)  
Picked up 15 or more saves in a season \_\_\_\_\_ 16, Brian Miller (2013)  
Picked up win and save on same day \_\_\_\_\_ Jackson Gillis vs. Ole Miss, Win - Game 1, Save - Game 2 (April 15, 2018)  
Picked up the save (true freshman) \_\_\_\_\_ Tyler Brown vs. Georgia (April 7, 2018)





The Automated ScoreBook  
Overall Statistics for Vanderbilt (as of Jun 13, 2018)  
(All games Sorted by Batting avg)



Record: 35-27 Home: 23-11 Away: 8-11 Neutral: 4-5 SEC: 16-14

Player	avg	gp-gs	ab	r	h	2b	3b	hr	rbi	tb	slg%	bb	hp	so	gdp	ob%	sf	sh	sb-att	po	a	e	fld%
JJ Bleday	.368	39-35	133	26	49	5	1	4	15	68	.511	31	2	23	4	.494	0	0	2-3	72	1	0	1.000
Austin Martin	.338	59-58	222	44	75	14	0	1	19	92	.414	35	12	46	1	.452	1	3	22-30	157	11	2	.988
Philip Clarke	.294	58-49	218	28	64	16	0	6	36	98	.450	27	5	40	4	.382	1	1	4-6	111	15	0	1.000
Connor Kaiser	.293	59-59	222	46	65	14	1	6	46	99	.446	31	4	52	1	.389	0	6	12-14	94	147	3	.988
Pat DeMarco	.277	62-62	242	48	67	12	2	11	43	116	.479	23	6	53	1	.353	1	0	10-13	108	5	1	.991
Stephen Scott	.268	53-47	168	42	45	11	0	15	41	101	.601	34	10	50	1	.420	0	1	6-8	302	37	4	.988
Ethan Paul	.237	62-62	228	43	54	12	1	10	44	98	.430	30	14	64	2	.358	2	1	18-19	96	146	6	.976
Julian Infante	.193	50-48	161	16	31	5	1	2	18	44	.273	16	4	72	2	.276	4	2	1-1	367	20	3	.992
-----																							
Ty Duvall	.270	31-15	63	13	17	3	1	3	10	31	.492	15	0	19	2	.405	1	0	1-1	152	11	1	.994
Harrison Ray	.242	42-22	91	13	22	4	3	1	14	35	.385	6	3	26	2	.307	1	0	5-6	28	33	6	.910
Alonzo Jones	.236	37-33	110	23	26	4	3	2	9	42	.382	14	1	32	1	.328	0	3	16-16	74	2	0	1.000
Garrett Blaylock	.231	18-3	26	4	6	2	0	0	6	8	.308	1	0	10	0	.259	0	0	0-0	10	10	2	.909
Jayson Gonzalez	.225	44-39	138	21	31	3	0	5	28	49	.355	11	1	56	4	.287	0	0	1-1	13	51	9	.877
Cooper Davis	.182	9-3	11	3	2	0	0	0	4	2	.182	2	0	1	0	.286	1	0	1-1	3	0	0	1.000
Walker Grisanti	.139	21-10	36	12	5	1	0	1	5	9	.250	18	3	16	0	.448	1	1	2-3	12	0	0	1.000
Kiambu Fentress	.000	10-0	5	2	0	0	0	0	1	0	.000	0	0	2	0	.000	0	0	0-0	2	0	0	1.000
Tyler Solomon	.000	6-0	4	2	0	0	0	0	0	0	.000	2	0	3	0	.333	0	0	0-0	2	0	0	1.000
Mason Hickman	.000	1-1	0	0	0	0	0	0	0	0	.000	0	0	0	0	.000	0	0	0-0	3	4	0	1.000
Patrick Raby	.000	2-2	0	0	0	0	0	0	0	0	.000	0	0	0	0	.000	0	0	0-0	3	9	0	1.000
Tyler Brown	.000	1-1	0	0	0	0	0	0	0	0	.000	0	0	0	0	.000	0	0	0-0	0	3	0	1.000
Drake Fellows	.000	5-5	0	0	0	0	0	0	0	0	.000	0	0	0	0	.000	0	0	0-0	4	13	1	.944
Zach King	.000	2-2	0	0	0	0	0	0	0	0	.000	0	0	0	0	.000	0	0	0-0	3	7	1	.909
Chandler Day	.000	2-2	0	0	0	0	0	0	0	0	.000	0	0	0	0	.000	0	0	0-0	1	4	1	.833
Totals	.269	62	2078	386	559	106	13	67	339	892	.429	296	65	565	25	.375	13	18	101-122	1622	548	41	.981
Opponents	.243	62	1998	280	486	84	8	45	254	721	.361	239	53	567	34	.336	26	31	50-71	1587	494	60	.972

LOB - Team (497), Opp (447). DPs turned - Team (43), Opp (33). CI - Team (2), Duvall 1, Scott 1. IBB - Team (7), Bleday 3, Martin 1, DeMarco 1, Clarke 1, Scott 1, Opp (3). Picked off - Martin 2, Infante 1, Clarke 1, Gonzalez 1, Paul 1.

(All games Sorted by Earned run avg)

Player	era	w-l	app	gs	cg	sho	sv	ip	h	r	er	bb	so	2b	3b	hr	b/avg	wp	hp	bks	sfa	sha
Patrick Raby	3.57	5-5	16	12	0	0/1	0	68.0	69	29	27	33	57	11	2	6	.271	6	5	0	2	4
Drake Fellows	3.92	7-4	16	16	0	0/3	0	96.1	75	47	42	35	107	8	1	7	.217	12	7	1	4	6
Mason Hickman	5.21	8-2	16	13	1	1/0	0	74.1	71	45	43	30	66	14	1	10	.254	4	3	2	5	2
-----																						
AJ Franklin	0.00	0-0	3	0	0	0/1	0	2.2	0	0	0	1	2	0	0	0	.000	0	0	0	0	0
Erik Kaiser	0.00	0-0	2	0	0	0/0	0	2.0	1	0	0	0	3	1	0	0	.143	0	0	0	0	0
Hugh Fisher	1.93	2-0	8	0	0	0/0	0	9.1	6	5	2	6	8	0	0	0	.194	2	2	0	0	0
Maddux Conger	2.21	2-0	11	1	0	0/0	1	20.1	18	9	5	14	22	4	0	1	.237	8	1	0	0	1
Justin Wilson	2.84	0-0	7	0	0	0/0	0	6.1	2	2	2	4	9	0	0	0	.111	1	2	0	1	1
Paxton Stover	3.38	0-0	9	0	0	0/0	0	10.2	10	4	4	4	13	1	0	0	.263	1	1	0	0	2
Chandler Day	3.46	2-1	20	3	0	0/1	4	41.2	28	17	16	18	47	6	1	2	.193	7	6	0	2	3
Zach King	3.46	1-4	21	3	0	0/1	3	52.0	45	22	20	21	51	8	0	1	.237	2	6	0	1	3
Reid Schaller	3.77	1-1	21	2	0	0/1	1	28.2	33	14	12	9	39	7	1	2	.287	2	3	0	2	2
Jackson Gillis	4.81	4-1	20	1	0	0/0	1	33.2	33	19	18	17	44	7	1	5	.256	6	7	2	3	3
Jake Eder	5.45	1-4	11	9	0	0/0	0	33.0	25	22	20	22	37	5	0	4	.210	4	1	0	2	3
Aaron Brown	5.93	1-0	11	0	0	0/0	0	13.2	16	10	9	7	13	2	1	3	.281	0	2	0	0	0
Tyler Brown	6.03	1-5	20	2	0	0/0	3	37.1	42	26	25	11	41	8	0	3	.286	2	4	0	2	1
Justin Willis	7.59	0-0	10	0	0	0/0	0	10.2	12	9	9	7	8	2	0	1	.293	3	3	1	2	0
Totals	4.23	35-27	62	62	1	4/3	13	540.2	486	280	254	239	567	84	8	45	.243	60	53	6	26	31
Opponents	5.95	27-35	62	62	2	2/2	12	529.0	559	386	350	296	565	106	13	67	.269	69	65	13	13	18

PB - Team (9), Scott 5, Duvall 2, Clarke 2, Opp (16). Pickoffs - Team (7), King 2, Scott 1, Raby 1, Clarke 1, Stover 1, Fellows 1, Opp (6). SBA/ATT - Scott (22-34), Duvall (13-19), Clarke (15-17), King (11-11), Hickman (6-10), Raby (4-8), Eder (7-8), Fellows (2-7), T. Brown (5-5), Schaller (4-5), Fisher (1-4), Day (2-3), Gillis (1-3), Conger (2-2), Stover (2-2), Wilson (1-1), A. Brown (1-1), Willis (1-1).



The Automated ScoreBook  
Overall Statistics for Vanderbilt (as of Mar 05, 2019)  
(All games Sorted by Batting avg)



Record: 10-2 Home: 8-1 Away: 0-0 Neutral: 2-1 SEC: 0-0

Player	avg	gp-gs	ab	r	h	2b	3b	hr	rbi	tb	slg%	bb	hp	so	gdp	ob%	sf	sh	sb-att	po	a	e	fld%
Austin Martin	.480	12-12	50	22	24	2	3	1	7	35	.700	10	2	4	1	.581	0	0	3-4	20	22	1	.977
Ethan Paul	.440	12-12	50	8	22	6	0	1	11	31	.620	2	1	5	0	.463	1	0	3-4	13	18	0	1.000
JJ Bleday	.435	12-12	46	14	20	3	0	4	14	35	.761	11	1	9	1	.533	2	0	0-0	21	0	0	1.000
Cooper Davis	.388	12-12	49	13	19	2	2	0	8	25	.510	9	0	4	0	.483	0	0	3-3	16	1	0	1.000
Stephen Scott	.302	12-12	43	9	13	5	0	1	14	21	.488	8	3	9	0	.436	1	0	0-0	73	6	2	.975
Philip Clarke	.280	12-12	50	10	14	3	0	2	15	23	.460	4	4	7	2	.379	0	0	1-2	86	10	1	.990
Jayson Gonzalez	.269	8-7	26	9	7	1	0	1	5	11	.423	7	1	12	1	.441	0	0	0-0	4	9	2	.867
Pat DeMarco	.205	12-12	44	10	9	2	0	1	10	14	.318	6	1	14	0	.296	3	0	0-1	26	0	0	1.000
-----																							
Walker Grisanti	.400	3-0	5	2	2	1	0	0	2	3	.600	4	0	3	0	.667	0	0	0-0	0	0	0	.000
Harrison Ray	.222	7-5	18	4	4	0	0	0	3	4	.222	2	0	7	0	.273	2	0	2-2	1	7	0	1.000
Ty Duvall	.167	9-4	18	2	3	0	0	0	2	3	.167	6	0	5	0	.360	1	0	0-0	51	11	0	1.000
Justin Henry Malloy	.100	6-0	10	1	1	0	0	0	2	1	.100	4	0	2	1	.357	0	0	0-0	0	0	0	.000
Julian Infante	.000	3-1	5	0	0	0	0	0	0	0	.000	2	0	1	0	.286	0	0	0-1	4	0	0	1.000
Dominic Keegan	.000	3-0	3	0	0	0	0	0	0	0	.000	0	1	2	0	.250	0	0	0-0	4	1	0	1.000
Matt Hogan	.000	2-0	2	1	0	0	0	0	0	0	.000	1	0	2	0	.333	0	0	0-0	0	0	0	.000
Kiambu Fentress	.000	4-0	1	0	0	0	0	0	0	0	.000	0	0	1	0	.000	0	0	0-0	1	0	0	1.000
John Malcom	.000	1-0	1	0	0	0	0	0	1	0	.000	0	0	0	0	.000	0	0	0-0	0	0	0	.000
Isaiah Thomas	.000	2-0	1	0	0	0	0	0	0	0	.000	0	0	0	0	.000	0	0	0-0	0	0	0	.000
Patrick Raby	.000	5-5	0	0	0	0	0	0	0	0	.000	0	0	0	0	.000	0	0	0-0	0	2	0	1.000
Sterling Hayes	.000	2-0	0	2	0	0	0	0	0	0	.000	2	0	0	0	1.000	0	0	0-0	0	1	0	1.000
Tate Kolwyck	.000	1-0	0	0	0	0	0	0	0	0	.000	1	0	0	0	1.000	0	0	0-0	0	0	0	.000
Drake Fellows	.000	2-2	0	0	0	0	0	0	0	0	.000	0	0	0	0	.000	0	0	0-0	2	0	1	.667
Totals	.327	12	422	107	138	25	5	11	94	206	.488	79	14	87	6	.440	10	0	12-17	324	96	7	.984
Opponents	.223	12	404	53	90	23	1	4	53	127	.314	55	15	155	3	.335	4	1	10-14	300	89	16	.960

LOB - Team (118), Opp (102). DP's turned - Team (5), Opp (6). IBB - Team (2), Bleday 1, Duvall 1. Picked off - Martin 1, Clarke 1, Paul 1.

(All games Sorted by Earned run avg)

Player	era	w-l	app	gs	cg	sho	sv	ip	h	r	er	bb	so	2b	3b	hr	b/avg	wp	hp	bk	sfa	sha
Patrick Raby	0.57	2-0	3	3	0	0/0	0	15.2	8	3	1	8	15	0	0	0	.151	0	1	0	0	1
Zach King	3.00	0-0	3	2	0	0/1	1	12.0	10	4	4	5	16	0	0	0	.238	0	2	0	0	0
Drake Fellows	5.06	2-0	3	3	0	0/0	0	16.0	15	9	9	6	27	6	0	1	.238	2	3	0	1	0
Chance Huff	5.87	2-0	4	3	0	0/0	0	15.1	13	10	10	9	19	7	0	0	.220	2	2	0	1	0
-----																						
Austin Becker	0.00	0-0	1	0	0	0/0	1	3.0	0	0	0	2	8	0	0	0	.000	1	0	0	0	0
Hugh Fisher	1.59	1-0	4	0	0	0/0	0	5.2	9	1	1	4	9	2	0	0	.346	0	1	0	0	0
Tyler Brown	2.45	0-0	6	0	0	0/0	1	7.1	8	2	2	0	11	1	0	0	.276	0	0	0	1	0
Ethan Smith	3.72	2-0	4	0	0	0/1	0	9.2	5	4	4	7	14	2	0	0	.147	0	1	0	0	0
Jake Eder	3.86	0-0	5	0	0	0/1	2	4.2	1	2	2	3	8	0	0	0	.071	0	1	0	0	0
Mason Hickman	4.09	0-0	4	0	0	0/0	2	11.0	11	5	5	3	14	3	1	1	.268	0	0	0	1	0
Kumar Rocker	9.64	1-1	3	1	0	0/0	0	4.2	7	5	5	2	7	1	0	0	.333	1	2	0	0	0
AJ Franklin	20.25	0-0	3	0	0	0/0	0	2.2	3	6	6	4	6	1	0	2	.250	0	2	0	0	0
Jackson Gillis	54.00	0-1	1	0	0	0/0	0	0.1	0	2	2	2	1	0	0	0	.000	1	0	0	0	0
Totals	4.25	10-2	12	12	0	1/1	7	108.0	90	53	51	55	155	23	1	4	.223	7	15	0	4	1
Opponents	7.29	2-10	12	12	0	0/0	0	100.0	138	107	81	79	87	25	5	11	.327	19	14	6	10	0

PB - Team (3), Clarke 2, Duvall 1, Opp (5). Pickoffs - Team (2), King 1, Raby 1, Opp (3). SBA/ATT - Clarke (8-10), Duvall (2-4), King (2-4), Hickman (2-3), Fisher (2-2), Fellows (1-1), Brown (1-1), Huff (0-1), Raby (1-1), Rocker (1-1).

NUMERICAL ROSTER

No.	Name	Pos.	B/T	Ht.	Wt.	Cl.	Hometown/High School
2	Harrison Ray	IF	R/R	5-11	200	Jr.	Longwood, Fla./Lake Brantley
3	Cooper Davis	OF	L/R	5-10	175	So.	Mississauga, Ontario/St. Aloysius Gonzaga
5	Philip Clarke	C	L/R	5-11	190	So.	Franklin, Tenn./Chris Presbyterian Academy
6	Tate Kolwyck	IF	R/R	5-11	185	Fr.	Memphis, Tenn./Arlington
8	Isaiah Thomas	OF	R/R	6-2	190	Fr.	Palm Beach Gardens, Fla./The Benjamin School
10	Ethan Paul	IF	L/R	5-10	180	Sr.	Bellevue, Wash./International School
11	Matt Hogan	OF	L/R	6-0	190	Fr.	Melville, N.Y./Half Hollow Hills East
12	Dominic Keegan	UTL	R/R	6-0	210	Fr.	Methuen, Mass./Central Catholic
13	Kiambu Fentress	OF	R/R	6-0	175	R-Jr.	Nashville, Tenn./Ensworth
16	Austin Martin	UTL	R/R	6-0	175	So.	Jacksonville, Fla./Trinity Christian Academy
17	Walker Grisanti	OF	L/R	5-11	195	Sr.	Collierville, Tenn./Christian Brothers
18	Pat DeMarco	OF	R/R	5-9	192	So.	Staten Island, N.Y./Winder-Barrow
19	Stephen Scott	UTL	L/R	5-11	200	Sr.	Cary, N.C./Cardinal Gibbons
20	Ty Duvall	C	L/R	5-10	185	Jr.	Lebanon, Ohio/Lebanon
21	Tyler Brown	RHP	R/R	6-4	233	So.	Ashland, Ohio/Olentangy Orange
22	Julian Infante	IF	R/R	6-3	210	Sr.	Miami, Fla./Westminister Christian
27	Ethan Smith	RHP	R/R	6-1	200	Fr.	Mt. Juliet, Tenn./Mt. Juliet
29	Patrick Raby	RHP	R/R	6-3	230	Sr.	Knoxville, Tenn./Farragut
30	Sterling Hayes	IF	R/R	6-1	190	Fr.	San Diego, Calif./Francis Parker
32	Hugh Fisher	LHP	R/L	6-5	187	So.	Eads, Tenn./Briarcrest Christian
33	Erik Kaiser	RHP	R/R	6-4	215	So.	Waterloo, Ill./Waterloo
34	Zach King	LHP	L/L	6-6	212	Jr.	Spring Hill, Tenn./Spring Hill
35	Jackson Gillis	LHP	R/L	6-3	235	Jr.	Wilmington, Mass./Wilmington
36	John Malcom	UTL	L/L	6-3	220	Fr.	West Bloomfield, Mich./Detroit Country Day
39	Jake Eder	LHP	L/L	6-4	220	So.	Ocean Ridge, Fla./Calvary Christian Academy
42	Justyn-Henry Malloy	UTL	R/R	6-2	210	Fr.	Bergenfield, N.J./St. Joseph Regional
43	Austin Becker	RHP	R/R	6-5	190	Fr.	Columbus, Ohio/Big Walnut
44	Mason Hickman	RHP	R/R	6-6	230	So.	Hendersonville, Tenn./Pope John Paull II
45	Chance Huff	RHP	R/R	6-4	210	Fr.	Niceville, Fla./Niceville
49	AJ Franklin	LHP	L/L	6-1	180	R-Jr.	Lebanon, Tenn./Wilson Central
51	JJ Bleday	OF	L/L	6-3	205	Jr.	Panama City Beach, Fla./A. Crawford Mosley
55	Joe Gobillot	LHP	L/L	6-6	228	R-Fr.	Houston, Texas/St. John's
66	Drake Fellows	RHP	L/R	6-5	216	Jr.	Plainfield, Ill./Joliet Catholic Academy
80	Kumar Rocker	RHP	R/R	6-4	255	Fr.	Athens, Ga./North Oconee
99	Jayson Gonzalez	IF	R/R	6-2	207	So.	Covina, Calif./Bishop Amat

**Head Coach:** 4 Tim Corbin (Ohio Wesleyan, 1984) - 17th Season at Vanderbilt  
**Associate Head Coach:** 26 Scott Brown (SUNY-Cortland, 1999)  
**Assistant Coach:** 24 Mike Baxter (Vanderbilt, 2005)  
**Volunteer Coach:** 1 David Macias (Vanderbilt, 2008)  
**Athletic Trainer:** Tracy Campbell (James Madison, 2008)  
**Strength & Conditioning Coach:** Chris Ham (Illinois, 2005)  
**Director of Baseball Operations:** Brooks Webb (Birmingham Southern, 2011)  
**Director of Player Development:** Brandon Barak (Illinois, 2012)  
**Video Coordinator:** Josh Ruchotzke (Vanderbilt, 2017)  
**Equipment Manager:** Kevin Collins (Purdue, 2015)

PRONUNCIATION CHART

JJ Bleday \_\_\_\_\_ bleh-DAY  
Kiambu Fentress \_\_\_\_\_ key-AHM-boo  
Joe Gobillot \_\_\_\_\_ GAW-buh-lo  
Walker Grisanti \_\_\_\_\_ greh-sahn-TEE  
Tate Kolwyck \_\_\_\_\_ COLE-wick  
Methuen, Massachusetts \_\_\_\_\_ METH-OO-EN  
Patrick Raby \_\_\_\_\_ ray-BEE  
Kumar Rocker \_\_\_\_\_ KOO-mar

ALPHABETICAL ROSTER


#	Name	Pos.	Yr.
43	Austin Becker	RHP	Fr.
51	JJ Bleday	OF	Jr.
21	Tyler Brown	RHP	So.
5	Philip Clarke	C	So.
3	Cooper Davis	OF	Jr.
18	Pat DeMarco	OF	So.
20	Ty Duvall	C	Jr.
39	Jake Eder	LHP	So.
66	Drake Fellows	RHP	Jr.
13	Kiambu Fentress	OF	R-Jr.
32	Hugh Fisher	LHP	So.
49	AJ Franklin	LHP	R-Jr.
35	Jackson Gillis	LHP	Jr.
55	Joe Gobillot	LHP	R-Fr.
99	Jayson Gonzalez	IF	So.
17	Walker Grisanti	OF	Sr.
30	Sterling Hayes	IF	Fr.
44	Mason Hickman	RHP	So.
11	Matt Hogan	OF	Fr.
45	Chance Huff	RHP	Fr.
22	Julian Infante	IF	Sr.
33	Erik Kaiser	RHP	So.
12	Dominic Keegan	UTL	Fr.
34	Zach King	LHP	Jr.
6	Tate Kolwyck	IF	Fr.
36	John Malcom	UTL	Fr.
42	Justyn-Henry Malloy	UTL	Fr.
16	Austin Martin	IF	So.
10	Ethan Paul	IF	Sr.
29	Patrick Raby	RHP	Sr.
2	Harrison Ray	IF	Jr.
80	Kumar Rocker	RHP	Fr.
19	Stephen Scott	UTL	Sr.
27	Ethan Smith	RHP	Fr.
8	Isaiah Thomas	OF	Fr.

EXPERIENCE BREAKDOWN


Seniors (5) \_\_\_\_\_ Grisanti, Infante, Paul, Raby, Scott  
Redshirt Juniors (2) \_\_\_\_\_ Fentress, Franklin  
Juniors (7) \_\_ Bleday, Davis, Duvall, Fellows, Gillis, King, Ray  
Sophomores (9) \_\_\_\_\_ Brown, Clarke, DeMarco, \_\_\_\_\_ Eder, Fisher, Gonzalez, Hickman, Kaiser, Martin  
Redshirt Freshman (1) \_\_\_\_\_ Gobillot  
Freshmen (11) \_\_\_\_\_ Becker, Hayes, Hogan, Huff, Keegan, \_\_\_\_\_ Kolwyck, Malcom, Malloy, Rocker, Smith, Thomas




**Harrison Ray**  
So. ★ 5-11 ★ 200 ★ R/R  
IF ★ Longwood, Fla.




**Cooper Davis**  
So. ★ 5-10 ★ 175 ★ L/R  
OF ★ Mississauga, Ontario




**Philip Clarke**  
So. ★ 5-11 ★ 190 ★ L/R  
C ★ Franklin, Tenn.




**Tate Kolwyck**  
Fr. ★ 5-11 ★ 185 ★ R/R  
IF ★ Memphis, Tenn.




**Isaiah Thomas**  
Fr. ★ 6-2 ★ 190 ★ R/R  
OF ★ Palm Beach Gardens, Fla.



**Ethan Paul**  
Sr. ★ 5-10 ★ 180 ★ L/R  
IF ★ Bellevue, Wash.




**Matt Hogan**  
Fr. ★ 6-0 ★ 190 ★ L/R  
OF ★ Melville, N.Y.




**Dominic Keegan**  
Fr. ★ 6-0 ★ 210 ★ R/R  
UTL ★ Methuen, Mass.




**Kiambu Fentress**  
R-Jr. ★ 6-0 ★ 175 ★ R/R  
OF ★ Nashville, Tenn.



**Austin Martin**  
So. ★ 6-0 ★ 175 ★ R/R  
UTL ★ Jacksonville, Fla.




**Walker Grisanti**  
Sr. ★ 5-10 ★ 195 ★ L/R  
OF ★ Collierville, Tenn.




**Pat DeMarco**  
So. ★ 5-9 ★ 192 ★ R/R  
OF ★ Staten Island, N.Y.




**Stephen Scott**  
Sr. ★ 5-11 ★ 200 ★ L/R  
UTL ★ Cary, N.C.




**Ty Duvall**  
Jr. ★ 5-10 ★ 185 ★ L/R  
C ★ Lebanon, Ohio




**Tyler Brown**  
So. ★ 6-4 ★ 233 ★ R/R  
RHP ★ Ashland, Ohio




**Julian Infante**  
Sr. ★ 6-3 ★ 210 ★ R/R  
IF ★ Miami, Fla.



**Ethan Smith**  
Fr. ★ 6-1 ★ 200 ★ R/R  
RHP ★ Mt. Juliet, Tenn.




**Patrick Raby**  
Sr. ★ 6-3 ★ 230 ★ R/R  
RHP ★ Knoxville, Tenn.




**Sterling Hayes**  
Fr. ★ 6-1 ★ 190 ★ R/R  
IF ★ San Diego, Calif.




**Hugh Fisher**  
So. ★ 6-5 ★ 187 ★ R/L  
LHP ★ Eads, Tenn.




**Erik Kaiser**  
So. ★ 6-4 ★ 215 ★ R/R  
RHP ★ Waterloo, Ill.




**Zach King**  
Jr. ★ 6-6 ★ 212 ★ L/L  
LHP ★ Spring Hill, Tenn.



**Jackson Gillis**  
So. ★ 6-3 ★ 235 ★ R/L  
LHP ★ Wilmington, Mass.




**John Malcom**  
Fr. ★ 6-3 ★ 220 ★ L/L  
UTL ★ West Bloomfield, Mich.




**Jake Eder**  
So. ★ 6-4 ★ 220 ★ L/L  
LHP ★ Ocean Ridge, Fla.




**Justyn-Henry Malloy**  
Fr. ★ 6-2 ★ 210 ★ R/R  
UTL ★ Bergenfield, N.J.




**Austin Becker**  
Fr. ★ 6-5 ★ 190 ★ R/R  
RHP ★ Columbus, Ohio




**Mason Hickman**  
So. ★ 6-6 ★ 230 ★ R/R  
RHP ★ Hendersonville, Tenn.




**Chance Huff**  
Fr. ★ 6-4 ★ 210 ★ R/R  
RHP ★ Niceville, Fla.




**AJ Franklin**  
R-Jr. ★ 6-1 ★ 180 ★ L/L  
LHP ★ Lebanon, Tenn.




**JJ Bleday**  
Jr. ★ 6-3 ★ 205 ★ L/L  
OF ★ Panama City Beach, Fla.



**Joe Gobillot**  
R-Fr. ★ 6-6 ★ 228 ★ L/L  
LHP ★ Houston, Texas



**Drake Fellows**  
So. ★ 6-5 ★ 216 ★ L/R  
RHP ★ Plainfield, Ill.




**Kumar Rocker**  
Fr. ★ 6-4 ★ 255 ★ R/R  
RHP ★ Athens, Ga.




**Jayson Gonzalez**  
So. ★ 6-2 ★ 207 ★ R/R  
IF ★ Covina, Calif.




**Tim Corbin**  
Head Coach  
17th Season



**Scott Brown**  
Associate Head Coach  
7th Season



**Mike Baxter**  
Hitting Coach  
2nd Season



**David Macias**  
Volunteer Assistant Coach  
2nd Season