

## 2019 MICHIGAN BASEBALL



Michigan Athletic Communications  
Kurt Svoboda ♦ Baseball Contact  
734.615.0331 phone ♦ 734.647.1188 fax  
kurtks@umich.edu ♦ MGoBlue.com

153 YEARS OF TRADITION

35 BIG TEN TITLES

8 CWS APPEARANCES

2007 NCAA REGIONAL CHAMPIONS

## 2019 SCHEDULE/RESULTS

## FEBRUARY

15	Binghamton	Port St. Lucie, Fla.	W, 10-0
16	Binghamton	Port St. Lucie, Fla.	W, 5-4
17	Binghamton	Port St. Lucie, Fla.	W, 12-2
22	@ The Citadel	Charleston, S.C.	W, 2-0
23	@ The Citadel	Charleston, S.C.	W, 9-1
24	@ The Citadel	Charleston, S.C.	W, 6-3

## MARCH

1	@ CSUN	Northridge, Calif.	W, 2-1
2	@ CSUN	Northridge, Calif.	Postponed
3	@ CSUN	Northridge, Calif.	W, 4-2
4	@ CSUN	Northridge, Calif.	W, 5-2
5	@ Long Beach State	Long Beach, Calif.	L, 8-7
6	@ UC-Irvine	Irvine, Calif.	Cancelled
8	@ UCLA #	Los Angeles, Calif.	W, 7-5
9	@ USC #	Los Angeles, Calif.	L, 4-1
10	vs. Oklahoma State #^	Los Angeles, Calif.	L, 3-2 (10 inn.)
14	Manhattan	Wilpon Complex	W, 5-1
15	Manhattan	Wilpon Complex	W, 23-2
16	Manhattan	Wilpon Complex	W, 16-7
17	Manhattan	Wilpon Complex	W, 4-0 (7 inn.)
19	Western Michigan	Wilpon Complex	W, 12-5
21	@ Texas Tech	Lubbock, Texas	L, 11-2
22	@ Texas Tech	Lubbock, Texas	L, 10-3
23	@ Texas Tech	Lubbock, Texas	L, 8-5
	vs. Stetson	Lubbock, Texas	W, 16-6
27	San Jose State	Wilpon Complex	W, 1-0 (7 inn.)
27	San Jose State	Wilpon Complex	W, 3-0 (7 inn.)
29	@ Michigan State*	East Lansing, Mich.	W, 6-3
30	Michigan State*	Wilpon Complex	W, 16-2
31	@ Michigan State*	East Lansing, Mich.	Postponed

## APRIL

3	Toledo	Wilpon Complex	W, 8-2
5	Minnesota*	Wilpon Complex	L, 6-4
6	Minnesota*	Wilpon Complex	W, 5-3
7	Minnesota*	Wilpon Complex	W, 8-0
9	Indiana State	Wilpon Complex	L, 8-7 (10 inn.)
10	Indiana State	Wilpon Complex	W, 6-4 (6 inn.)
12	@ Ohio State*	Columbus, Ohio	L, 10-5
13	@ Ohio State*	Columbus, Ohio	L, 10-4
14	@ Ohio State*	Columbus, Ohio	W, 6-2
17	Bowling Green	Wilpon Complex	W, 10-5
20	Northwestern*	Wilpon Complex	W, 4-1
22	Northwestern*	Wilpon Complex	W, 3-1
21	Northwestern*	Wilpon Complex	W, 10-1
26	Rutgers*	Wilpon Complex	W, 8-3
27	Rutgers*	Wilpon Complex	W, 10-1
28	Rutgers*	Wilpon Complex	W, 4-1

## MAY

3	@ Maryland*	College Park, Md.	W, 10-7
4	@ Maryland*	College Park, Md.	W, 10-4
5	@ Maryland*	College Park, Md.	W, 13-1
7	Michigan State	Wilpon Complex	W, 7-0
8	Eastern Michigan	Wilpon Complex	W, 10-1
10	Indiana*	Wilpon Complex	L, 10-4
11	Indiana*	Wilpon Complex	L, 10-8
12	Indiana*	Wilpon Complex	W, 6-5 (11 inn.)
14	@ Kentucky	Lexington, Ky.	L, 7-4
16	@ Nebraska*	Lincoln, Neb.	L, 5-2
17	@ Nebraska*	Lincoln, Neb.	L, 7-0
17	@ Nebraska*	Lincoln, Neb.	W, 10-8

<b>Big Ten Tournament</b>			
22	Ohio State \$	Omaha, Neb.	L, 2-1
23	Illinois \$	Omaha, Neb.	W, 5-4
24	Maryland \$	Omaha, Neb.	W, 10-4
25	Nebraska \$	Omaha, Neb.	W, 18-8
25	Nebraska \$	Omaha, Neb.	L, 7-3

<b>NCAA Regional</b>			
31	Creighton &	Corvallis, Ore.	W, 6-0

## JUNE

1	Cincinnati &	Corvallis, Ore.	W, 10-4
2	Creighton &	Corvallis, Ore.	L, 11-7
3	Creighton &	Corvallis, Ore.	W, 17-6

<b>NCAA Super Regional</b>			
7	@ UCLA %	Los Angeles, Calif.	W, 3-2
8	@ UCLA %	Los Angeles, Calif.	L, 5-4 (12 inn.)
9	@ UCLA % (if necessary)	Los Angeles, Calif.	W, 4-2

<b>College World Series</b>			
15	Texas Tech !	Omaha, Neb.	W, 5-3
17	Florida State !	Omaha, Neb.	W, 2-0
21	Texas Tech !	Omaha, Neb.	1 p.m. CT
24	Vanderbilt !	Omaha, Neb.	6 p.m. CT
25	Vanderbilt !	Omaha, Neb.	6 p.m. CT
26	Vanderbilt ! (if necessary)	Omaha, Neb.	6 p.m. CT

Home games in **BOLD** and played at Wilpon Complex/Fisher Stadium

\* denotes Big Ten Conference contest

# denotes Dodgertown Classic tournament

^ denotes played at Dodger Stadium (Los Angeles, Calif.)

\$ denotes Big Ten Conference Tournament at T.D. Ameritrade Park (Omaha, Neb.)

&amp; denotes NCAA Regional at Goss Stadium at Coleman Field (Corvallis, Ore.)

% denotes NCAA Super Regional at Jackie Robinson Stadium (Los Angeles, Calif.)

! denotes NCAA College World Series at T.D. Ameritrade Park (Omaha, Neb.)

All game times subject to change

## WEEK 19: COLLEGE WORLD SERIES FINALS | OMAHA, NEB.



## GAME 70

## MICHIGAN (49-20) vs. VANDERBILT (57-11)

Monday, June 24th - 6 p.m. CT

T.D. Ameritrade Park (Omaha, Neb.)

Live Stats: MGoBlue.com

## WOLVERINE BITES

» The University of Michigan baseball team (49-20) went 3-0 through its half of the College World Series bracket and will advance to the best-of-three Finals series against Vanderbilt this week.

» The College World Series Finals are set to begin on Monday (June 24) and continue on Tuesday (June 25) with an if-necessary game scheduled for Wednesday (June 26). All games are slated to begin at 6 p.m. CT and will air on ESPN.

» The CWS Finals appearance marks Michigan's first since the NCAA adopted the best-of-three format in 2003. The Wolverines have made it to the College World Series title game twice in program history (1953 and '62), and emerged victorious both times.

» The Wolverines and the Commodores have not met since the 2007 season, when Michigan upset national seed and host Vanderbilt in the Nashville Regional to advance to the Super Regionals. Michigan pitching coach Chris Fetter was a member of the Wolverines' team at the time, while head coach Erik Bakich was an assistant coach at Vanderbilt.

» Michigan rapped 14 hits and took 12 walks as it defeated No. 8-ranked Texas Tech, 15-3, on Friday (June 21). U-M scored at least one run in all but one inning, and the five-run sixth broke the game open for the Wolverines after a scoreless fifth. The Maize and Blue set a record for runs in a game in Michigan CWS history and drove in 10 of their 15 runs with two outs.

» Senior **Jimmy Kerr** knocked in three runs on four hits in Friday's win (June 21), which included a punt single, an RBI double and two solo home runs.

Sophomore **Jesse Franklin** led the Maize and Blue with four RBI on three hits and a walk, and tied Chris Sabo ('83) and Casey Close ('83) for most RBI in a CWS game for the Wolverines. Additionally, eight of nine Michigan starters recorded a hit or scored a run in the effort.

» Friday's victory over Texas Tech also marked the 12th win of the season for junior starting pitcher **Karl Kauffmann** (12-6). He is now tied for the single-season school wins record set by Rich Stoll in 1982 and duplicated by Stoll in 1983.

» Michigan defeated Florida State on Monday (June 17) to remain in the winner's bracket of the CWS. Junior starting pitcher **Tommy Henry** pitched a complete game shutout and scattered just three hits with 10 strikeouts in the effort.

» Sophomore **Jesse Franklin** knocked his 13th homer of the season against Florida State (June 17) a bomb over the right field wall on just the second pitch of the game. The solo shot marked the 100th home run at TD Ameritrade Park in College World Series history. With 23 career home runs in just his sophomore season, Franklin ranks 15th all-time at Michigan.

## ALL-TIME HISTORY vs. VANDERBILT

vs. Vanderbilt: 23-18-1

First meeting: L, 4-3 -- April 5, 1905 (DH)

First win: W, 8-3 -- April 5, 1905 (DH - Game 2)

Last meeting: W, 4-3 -- June 4, 2007

(2007 Nashville Regional Championship)

Last postseason loss: L, 10-7 -- June 3, 2019

(2007 Nashville Regional)


## PROBABLE WOLVERINE STARTERS

Pos.	No.	Player
C	#0	Joe Donovan (R/R, 5-11, So.)
1B	#15	Jimmy Kerr (L/R, 6-2, Sr.)
2B	#4	Ako Thomas (R/R, 5-7, Sr.)
SS	#2	Jack Blomgren (R/R, 5-10, So.)
3B	#10	Blake Nelson (R/R, 6-0, Sr.)
LF	#5	Christian Bullock (L/L, 5-10, Jr.)
CF	#7	Jesse Franklin (L/L, 6-1, So.)
RF	#22	Jordan Brewer (R/R, 6-1, Jr.)
DH	#42	Jordan Nwogu (R/R, 6-2, So.)

\*based on last series

## Probable Starting Pitchers


#37	Karl Kauffmann (R/R, 6-2, Jr.)
#17	Jeff Criswell (R/R, 6-4, So.)
#47	Tommy Henry (L/L, 6-3, Jr.)




**KARL KAUFFMANN**  
BLOOMFIELD HILLS, MICH.  
RECORD: 12-6



**JEFF CRISWELL**  
PORTAGE, MICH.  
RECORD: 7-1



**TOMMY HENRY**  
PORTAGE, MICH.  
RECORD: 11-5



**WOLVERINES ON THE WEB:** Game recaps, statistics, interviews, quotes and much more available on MGoBlue.com, the official website of Michigan Athletics.

## PLAYER &amp; TEAM NOTES

## MICHIGAN QUICK FACTS

Name.....	University of Michigan
Nickname.....	Wolverines
City/Zip.....	Ann Arbor, MI, 48109
Founded.....	1817
Enrollment.....	46,710 (Fall 2018)
School colors.....	Maize and Blue (PMS 282, 7406)
Fight Song.....	"The Victors"
Conference.....	Big Ten
President.....	Mark Schlissel
Athletics Director.....	Warde Manuel

## MICHIGAN HISTORY

First Year of Baseball.....	1866
All-Time Record.....	2,965-1,734-39 (.630)
Years in NCAA Tournament/Last.....	23/2017
Big Ten Championships/Last.....	35/2008
Big Ten Championships.....	35
NCAA Championships.....	2 (1953, 1962)
NCAA Regional appearances.....	24
NCAA Super Regional appearances.....	2
CWS appearances.....	8

## HOME FIELD ADVANTAGE

Home Field.....	Wilpon Complex/Ray Fisher Stadium
Surface.....	FieldTurf
Capacity.....	3,500
Dimensions.....	312-395-320

## THEN AND NOW

2018 Overall Record.....	33-21
2018 Conference Record / Finish.....	15-8 / 3rd
Lettermen Returning / Lost.....	23 / 10
Position Starters Returning / Lost.....	8 / 1
Pitchers Returning / Lost.....	8 / 5
Starting Pitchers Returning / Lost.....	3 / 1
Newcomers.....	11
2018 Postseason.....	Big Ten Tournament

## COACHING AND SUPPORT STAFF

Head Coach.....	Erik Bakich / 7th Year
Alma Mater, Year.....	East Carolina, '00
Career Record / Years.....	330-258-1 (.561) / 10
Record at Michigan / Years.....	258-160-1 (.617) / 7
Big Ten Record / Years.....	101-64 (.621) / 7
Assistant Coach.....	Nick Schnabel (Infielders) / 7th Year
Assistant Coach.....	Chris Fetter (Pitchers) / 2nd Year
Volunteer Assistant.....	Michael Brdar / 2nd Year
Director of Operations.....	Wayne Welton / 8th Year
Dir. of Player Development.....	Jeremy Kelch / 5th Year
Program Assistant.....	Ryan Chipka / 1st Year
Strength/Conditioning Coach.....	Jason Cole
Athletic Trainer.....	Kim Hill

## 2019 BIG TEN CONFERENCE

	Big Ten	Overall
<i>Big Ten Tournament Qualifiers</i>		
Indiana *	17-7-0 .708	36-21-0 .632
<b>Michigan *</b>	<b>16-7-0 .696</b>	<b>49-20-0 .710</b>
Illinois *	15-9-0 .625	36-21-0 .632
Nebraska *	15-9-0 .625	32-24-0 .571
Minnesota *	15-9-0 .625	29-27-0 .518
Ohio State *	12-12-0 .500	36-27-0 .571
Iowa	12-12-0 .500	31-24-0 .564
Maryland	12-12-0 .500	29-29-0 .500
Northwestern	11-13-0 .458	24-27-0 .471
Rutgers	9-14-0 .391	20-31-0 .392
Michigan State	8-15-0 .348	20-34-0 .370
Purdue	7-16-0 .304	20-34-0 .370
Penn State	4-18-0 .182	22-27-0 .449

\*Indicates NCAA Tournament appearance

» With 10 strikeouts through nine innings of work in a win over Florida State (June 17), junior lefty **Tommy Henry** broke Michigan's single season strikeout record previously owned by Oliver Jaskie (2017) and Jim Burton (1970) - both of whom had 119. Henry has struck out 127 batters so far this season and ranks sixth in program history with 243 career Ks.

» The Wolverines used early offense and solid pitching performances from starter **Karl Kauffmann** and **Jeff Criswell** to defeat Texas Tech, 5-3, in the first game of the CWS (June 15). The Red Raiders had two men on base and brought the winning run to the plate in the bottom of the ninth inning with two outs, but Criswell got a big strikeout to end the game and helped push Michigan to its first win in Omaha since the 1983 season. The win over TTU also marked the first in Michigan history.

» Michigan handed Texas Tech starter Micah Dallas (7-2) both of his only two losses on the season with two victories during the CWS. The Wolverines chased Dallas from the game after three innings in the CWS opener (June 15), and sent Texas Tech to the bullpen after just one inning on Friday (June 21). Both starts included a season-high four runs allowed for the Red Raiders ace.

» Michigan's lineup has shined in the NCAA postseason, as starting pitchers from both No. 1-seed UCLA (Ryan Garcia, 10-1) and No. 8-seed Texas Tech (Micah Dallas, 7-2) suffered their first losses of the season at the hands of the Wolverines.

» Michigan is appearing in the College World Series for the eighth time in program history. Owners of two national championships (1953, 1962), U-M also advanced to Omaha, Nebraska, in 1978 (fifth place), 1980 (fifth), 1981 (seventh), 1983 (third) and 1984 (seventh).

» Michigan owns an all-time NCAA Tournament record of 69-49 (.585), including a 52-34 (.605) mark during regional play, and a 2-3 mark (.400) during super regional action. The Wolverines have advanced to the College World Series seven times previously, most recently in 1984, and won national titles in 1953 and 1962.

» The Super Regional berth marked Michigan's second in program history (modern format) and first since 2007. Prior to the three-game set at UCLA, Michigan was 0-2 all-time in Super Regional games. The Wolverines are now 2-3 all-time.

» Michigan is 12-4 in neutral site games this year, including 5-2 when playing at TD Ameritrade Park in the postseason, which includes five games in the Big Ten Conference Tournament. The Wolverine offense is hitting at a combined .291 clip in neutral games, while the pitching staff boasts a 3.41 earned run average.

» Head coach **Erik Bakich** was named the National Collegiate Baseball Writers Association (NCBWA) National Coach of the Year, the organization announced Saturday morning (June 15) at TD Ameritrade Park. Bakich is currently in the midst of his seventh season as Michigan's head coach and his 10th year as a head coach overall in Division I.

» The No. 1-ranked Bruins evened the NCAA Super Regional series on Saturday (June 8) as UCLA upended Michigan, 5-4, in a 12-inning affair, but Michigan won the winner-take-all contest on Sunday (June 9) with a 4-2 victory to advance to the College World Series.

» Michigan defeated UCLA, 3-2, in the Super Regional weekend opener on June 7 behind a combined pitching effort from junior **Karl Kauffmann** and sophomore **Jeff Criswell**. Sophomore outfielder **Jesse Franklin** gave Michigan the lead with a 2-RBI single in the third inning, and sophomore designated hitter **Jordan Nwogu** drove in the eventual game-winning run with a sacrifice fly in the eighth.

» Prior to the Super Regional, Michigan was one of just nine teams with a win over UCLA this season (March 8), and the Bruins were ranked No. 1 in numerous Division I baseball polls for the majority of the 2019 campaign. After winning the Super Regional over the

No. 1-seeded Bruins, Michigan is the only team this season to defeat UCLA more than once. Additionally, the Bruins lost just two games all year to a left-handed starter, and both losses came at the hands of junior **Tommy Henry**.

» With two appearances at UCLA in the NCAA Super Regional, redshirt junior **Ben Keizer** broke Michigan's single season record for appearances (previously 31). Keizer has appeared 33 times this season, and owns a 4-1 record with two saves, including one in U-M's win at No. 1-seeded UCLA to advance to the College World Series.

» Between a trip to Kentucky in the last week of the regular season (May 14) and Michigan's trip to the College World Series, the Wolverines spent just five nights at home in Ann Arbor. In that time, Michigan players and staff travelled approximately 8,575 miles, with trips to Lexington, Lincoln, Omaha, Corvallis, Los Angeles, and back to Omaha.

» The Maize and Blue won the Corvallis Regional with a victory over Creighton in the winner-take-all game (June 2). Michigan stormed back from an early deficit to take the game by a 17-6 score.

» Michigan started the NCAA Tournament with a 6-0 shutout victory of Creighton on Friday (May 31), and defeated Cincinnati, 10-4, on Saturday (June 1) to remain in the winner's bracket. The Wolverines then lost to Creighton, 11-7, on Sunday (June 2), but responded Monday (June 3) with a resounding 17-6 win over Creighton in the winner-take-all game to clinch a trip to the NCAA Super Regional.

» Senior infielder **Jimmy Kerr** was named the Corvallis Regional Most Outstanding Player following the Wolverines' victory in the regional championship (June 2). The lefty hitter went 5-for-16 over the weekend with four home runs for a 1.063 slugging percentage and a .313 batting average. He also led Michigan with seven runs scored.

» Along with Kerr, junior outfielder **Christan Bullock** and junior right-handed pitcher **Karl Kauffmann** were also named to the Corvallis Regional All-Tournament Team. Bullock hit .357 over the four games, while Kauffmann earned a win in the weekend opener with 8.2 scoreless innings pitched.

» Michigan's starting weekend rotation of Kauffmann, sophomore **Jeff Criswell**, and junior **Tommy Henry** shined during the Corvallis Regional. Through the first three games, the trio combined to allow just six walks and six earned runs through 23.2 innings for an impressive 2.28 earned run average. They also struck out 23 batters.

» The Michigan offense posted a .315 team batting average and scored 41 runs through four games during the Corvallis Regional (May 31-June 3). Wolverine hitters knocked 20 hits for extra bases - including eight home runs - for a .575 team slugging percentage and out-scored its opponents by 19 runs.

» Freshman **Riley Bertram** stepped-in at shortstop during the Corvallis Regional due to an injury and contributed seven hits in 15 at-bats after hitting 3-for-12 in the regular season. On Saturday vs. Cincinnati (June 2), and in his first career start, he was 4-for-4 with a double, HBP and a run scored. He followed up with two doubles and three RBI on Sunday (June 2), then scored a career-high two runs on Monday (June 3) in the regional title game.

» **Jordan Nwogu** hit his third leadoff home run of the year on June 1 vs. Cincinnati in the second game of the Corvallis Regional. The sophomore designated hitter has 12 homers on the season and leads the Wolverines with a .439 on-base percentage.

» A shutout win over Creighton (May 31) was the ninth in Michigan NCAA Tournament history, with the last coming on May 22, 1987, against Rider. It also marked the 12th time that Michigan has opened an NCAA Tournament with a victory.

» The Wolverines are making their third NCAA Tournament appearance under head coach **Erik**



## PLAYER & TEAM NOTES

**Bakich** and 24th overall. The at-large selection is Michigan's second since 2017, though the Wolverines advanced to the NCAA Tournament in 2015 by way of winning the Big Ten Tournament, which serves as an automatic qualifier.

» Michigan has four players with at least 10 home runs [ **Jimmy Kerr** (14), **Jesse Franklin** (13), **Jordan Brewer** (12), **Jordan Nwogu** (12)], marking the first time since the 1985 season that four Wolverines have reached double figures. That year's team was 55-10 and advanced to the Starkville Regional final behind the longball prowess of **Mike Watters** (17), **Casey Close** (16), **Barry Larkin** (16) and **Ken Hayward** (13).

### 2019 MLB DRAFT

» Moments after winning Monday's game to advance to the program's second-ever NCAA Super Regional, Michigan had two players selected in the Major League Baseball First Year Player Draft. Juniors **Tommy Henry** (74th pick, Arizona Diamondbacks) and **Karl Kauffmann** (77th pick, Colorado Rockies) were selected in the Competitive Balance "B" Round on Monday night (June 3), just moments apart and immediately following the team's championship photo.

» Junior outfielder **Jordan Brewer** (106th pick, Houston Astros) was taken in the third round on Tuesday afternoon (June 4) prior to the team's departure from Corvallis down to Los Angeles for the Super Regional.

» On Wednesday (June 5), junior **Jack Weisenburger** (614th pick, Oakland A's) went in the 20th round while the team was training at UCLA.

» Also on Wednesday (June 5), following a weight lifting session at a local gym senior **Jimmy Kerr** (982nd pick, Detroit Tigers) was drafted in the 33rd round while on the team bus.

» Freshman right-hander **Willie Weiss** was named to the Collegiate Baseball Magazine Freshman All-America Team on June 5 as a relief pitcher.

» The Wolverines (16-7 B1G) finished just one half game out of first place in the Big Ten Conference standings this season. Indiana (17-7 B1G), which defeated Michigan twice during a three game set in the second-to-last weekend of the regular season, took home the regular-season conference title, while Nebraska, which eliminated Michigan from the Big Ten Conference Tournament on Saturday (May 25), won the tournament title to earn the Big Ten's automatic bid. Prior to the season, the Wolverines were picked by the league's coaches to finish second in the Big Ten this year.

» A victory over Illinois in the second game of the Big Ten Tournament (May 23) marked Michigan's 40th win of the season. Prior to the 2019 campaign, U-M had compiled 40 wins just 13 times in modern history. The 40-win mark is the second for Coach Bakich in his head coaching career; the first came during the 2017 season, in which Michigan also advanced to the NCAA Tournament with an at-large bid.

» Michigan's offense led Big Ten opponents this season in batting average, on-base percentage, slugging percentage, runs scored, hits, walks, doubles, stolen bases, and sacrifice flies.

» The Wolverines' 3.40 earned run average currently leads the Big Ten Conference and ranks ninth-best in the nation. The pitching staff has also combined for a conference-most eight shutout victories, which ranks third-most in the country.

» Michigan's leadoff batter has reached base and scored to start 20 games this season with the Wolverines going on to win 18 of them. Michigan has hit four leadoff home runs this season (Nwogu 3, Thomas 1).

» Michigan earned its highest ranking(s) of the season at the beginning of March after winning eight games to start the 2019 season. The Wolverines have been ranked or receiving votes in the national polls each week dating back to the preseason rankings.

» Sophomore **Jack Blomgren** snapped a 33-game streak of reaching base safely during Michigan's loss to Ohio State in the opening round of the Big Ten Tournament (May 22). An All-Big Ten conference second team selection, Blomgren currently ranks second on the team with a .411 on-base percentage.

» A loss to Indiana on May 10 snapped a 13-game win streak for Michigan, which ranked longest in the NCAA at the time. The streak included victories over Ohio State, Bowling Green, Michigan State, and Eastern Michigan, as well as series sweeps of Northwestern, Rutgers, and Maryland. The Wolverines made history during the 2018 campaign with an impressive 20-game win streak through March and April, which marked the third-longest win streak in program history.

» Michigan wrapped up the home portion of its season with a 22-4 record when playing inside the Wilpon Complex. The Wolverines dropped the Friday and Saturday games (May 10-11) of their final home series against Indiana, but ended the weekend with a thrilling 11-inning 6-5 victory over the Hoosiers on Senior Day (May 12).

» Junior-college transfer **Jordan Brewer** snapped his 32-game reached-base streak against Michigan state on May 7 when he failed to reach base via hit, walk, or hit by pitch. The outfielder knocked in a run and scored one of his own when he reached first base by a fielder's choice in both the seventh and eighth innings. Brewer jump-started a new streak the following day (May 8) with three hits in a 10-1 rout of Eastern Michigan.

» With a save in a win at Maryland (May 3), freshman righty **Willie Weiss** clinched his ninth save of the year and now ranks third all-time for saves in a single season. Set in 2014 by Tampa Bay Rays prospect **Jacob Cronenworth** and tied in 2017 by **Jackson Lamb**, Michigan's all-time record for saves in a single season is 12.

» Junior right-handed pitcher **Karl Kauffmann** earned Big Ten Pitcher of the week honors to close out the month of April following eight shutout innings in a win against Rutgers on April 26. Kauffmann allowed just two hits and a walk, while striking out five batters in his first Friday start of the season.

» Two more Wolverines made their career debuts during Michigan's home-opening weekend, as both **Jack White** and **Walker Cleveland** made pitching appearances in a 23-2 rout of Manhattan on Friday (March 15). White threw one full inning and faced the minimum three batters, while Cleveland tossed a third of an inning and got a groundout with just two pitches.

» Michigan posted a 3-4 record during its annual spring break trip to California, which was highlighted by an upset win over No. 2-ranked UCLA as well as a series win at Cal State Northridge.

» Junior lefty **Tommy Henry** earned his second consecutive Big Ten Pitcher of the Week award following eight shutout innings in a win at Cal State Northridge on March 1. Henry threw another efficient game, using 90 pitches to strike out 12 batters against just three hits and a walk.

» Junior left-handed pitcher **Tommy Henry** earned Big Ten and NCBA National Pitcher of the Week honors on Feb. 25 after an impressive performance in a 2-0 shutout at The Citadel (Feb. 22). The lefty pitched a complete-game, one-hit shutout against the Bulldogs and struck out a career-high 13 batters in the process. He faced the minimum 27 batters and did so in quick fashion, throwing just 88 pitches in the game.

» Two more Wolverines made their collegiate debuts at The Citadel as freshmen **Keaton Carratini** and **Riley Bertram** each appeared in Game 2 of the weekend series (Feb. 23). Carratini drew a walk in his first-ever plate appearance, while Bertram had an at bat and took the field at the shortstop position late in the game.

» The Maize and Blue opened up the 2019 season with a three-game series against Binghamton in Port St. Lucie, Florida, where the Wolverines picked up three wins. The series marked the fourth straight year that

### 2019 AWARDS LIST

#### Jack Blomgren (So.)

- Big Ten Conference Second Team

#### Jordan Brewer (Jr.)

- ABCA/Rawlings Second Team All-America  
- Perfect Game Third Team All-America  
- D1Baseball.com Third Team All-America  
- Baseball America Third Team All-America  
- ABCA First Team All-Mideast Region  
- Big Ten Conference Player of the Year  
- Big Ten Conference First Team

#### Christian Bullock (Jr.)

- Corvallis Regional All-Tournament Team - Outfield

#### Dominic Clementi (Jr.)

- Big Ten Conference Player to Watch

#### Jeff Criswell (So.)

- Big Ten Conference First Team

#### Joe Donovan (So.)

- Big Ten Conference Third Team

#### Tommy Henry (Jr.)

- Perfect Game All-America Honorable Mention  
- USA Baseball Golden Spikes Award Midseason Watch List  
- Perfect Game Midseason First Team All-American (April 3)  
- Big Ten Conference Pitcher of the Week (March 4)  
- Big Ten Conference Pitcher of the Week (Feb. 25)  
- NCBA National Pitcher of the Week (Feb. 25)  
- Perfect Game National Pitcher of the Week (Feb. 25)

#### Jesse Franklin (So.)

- Big Ten Conference Third Team  
- Big Ten Conference Player to Watch

#### Karl Kauffmann (Jr.)

- D1Baseball.com Third Team All-America  
- Corvallis Regional All-Tournament Team - Pitcher  
- Big Ten Conference Third Team  
- Big Ten Conference Pitcher of the Week (April 29)

#### Jimmy Kerr (Sr.)

- Corvallis Regional Most Outstanding Player  
- Corvallis Regional All-Tournament Team - First Base  
- Big Ten Conference Third Team  
- Big Ten Conference Sportsmanship Award

#### Jordan Nwogu (So.)

- ABCA/Rawlings Third Team All-America  
- ABCA First Team All-Mideast Region  
- Big Ten Conference First Team  
- Big Ten Conference Player to Watch

#### Willie Weiss (Fr.)

- Perfect Game Freshman All-America  
- Collegiate Baseball Magazine Freshman All-America  
- Big Ten Conference Freshman Team

### 2018 AWARDS LIST (RETURNEES)

#### Dominic Clementi (So.)

- All-Big Ten First Team Selection (DH)

#### Ben Dragani (Fr.)

- All-Big Ten Third Team Selection (SP)  
- All-Big Ten Freshman Team Selection

#### Jonathan Engelmann (Jr.)

- All-Big Ten First Team Selection (CF)  
- Big Ten Conference Player to Watch  
- Big Ten Conference Co-Player of the Week (March 26)  
- Big Ten Conference Player of the Week (April 23)

#### Jesse Franklin (Fr.)

- All-Big Ten Freshman Team Selection  
- Big Ten Conference Freshman of the Week (April 2)  
- Big Ten Conference Co-Player of the Week (April 16)  
- Big Ten Conference Freshman of the Week (April 16)  
- Big Ten Conference Freshman of the Week (April 23)

#### Tommy Henry (So.)

- All-Big Ten Second Team Selection (SP)

#### Karl Kauffmann (So.)

- All-Big Ten Third Team Selection (SP)  
- Big Ten Conference Pitcher of the Week (March 6)

#### Miles Lewis (R-Jr.)

- Big Ten Conference Player to Watch  
- NSCA Strength and Conditioning All-American

#### Jordan Nwogu (Fr.)

- All-Big Ten Second Team Selection  
- All-Big Ten Freshman Team Selection  
- Big Ten Conference Freshman of the Week (May 14)  
- Big Ten Conference Freshman of the Week (March 19)

#### Ako Thomas (Jr.)

- Big Ten Conference Player to Watch

## PLAYER & TEAM NOTES

Michigan began its season at First Data Field, as the Wolverines have played a series at the home of the Mets' High-A affiliate every season since 2007.

» Several players enjoyed impressive Michigan debuts over the season-opening weekend in Port St. Lucie, Fla., including junior-transfer **Jordan Brewer** as well as freshman **Isaiah Paige**, **Willie Weiss**, and **Jack Van Remortel**. Brewer demonstrated electric athleticism in playing both right field and first base while batting 4-for-9 (.444) with two doubles and two stolen bases. After red-shirting as a true freshman in 2018, Paige turned in a three-inning save in his debut in the season opener (Feb. 15), allowing one hit. Willie Weiss, the 2018 Oregon Gatorade Player of the Year, came out of the bullpen in Game 2 of the series against Binghamton (Feb. 16) and struck out the side around a leadoff single to earn a save in his debut. Van Remortel earned a sharp single and an RBI in his first collegiate at bat in Game 3 (Feb. 17) of the series.

» Michigan was picked by the league's coaches to finish second in the Big Ten Conference preseason poll this season. Additionally, junior **Dominic Clementi** as well as sophomores **Jesse Franklin** and **Jordan Nwogu** were named three of the conference's Players to Watch. *Baseball America* picked the Wolverines to win the conference.

» Coming off a 33-21 season in 2018 that included the program's sixth-straight Big Ten Tournament appearance, Michigan returned 24 players to this year's squad. Despite losing key players to graduation and the 2018 Major League Baseball Draft, the future looks bright for Michigan's oldest athletic program, which celebrates its 153rd season this year.

» After spending the first four weeks on the road and playing 15 contests across Florida, South Carolina, and California, the Maize and Blue hosted Manhattan for a four-game series (March 14-17) in its home opener in mid-March. The Wolverines swept the four-game set and out-scored the Jaspers 48 runs to 10.

» The Wolverines faced six 2018 NCAA Tournament teams in 2019 regular season for a total of 12 contests against regional competitors. Michigan also played 26 games at home this season inside the Wilpon Complex, home of Ray Fisher Stadium.

» Michigan was the lone program in the Big Ten Conference to earn a ranking in all six preseason polls. The Wolverines topped out at a No. 17 ranking in the D1Baseball poll, and were ranked in the top-25 by Perfect Game, Baseball America, the National Collegiate Baseball Writers Association (NCBWA), and USA Today prior to the start of the season. Michigan also earned a top-40 preseason ranking by Collegiate Baseball Newspaper.

» Led by 14 upperclassmen, Michigan's oldest team on campus is celebrating its 153rd season this year. Through 153 years of baseball, Michigan has captured two College World Series titles, making eight College World Series appearances and earning 24 selections to the NCAA Tournament. Additionally, Michigan has had 179 players selected in the Major League Baseball Draft.

» With sophomore **Ben Dragani** out for the season due to injury, Michigan returned two-thirds of its three-man weekend pitching rotation in juniors **Tommy Henry** and **Karl Kauffmann**. The Wolverines looked to sophomore **Jeff Criswell** to fill the gap in the starting rotation against Binghamton. Criswell led the Michigan bullpen last season with 24 appearances.

» The Maize and Blue finished in the top five in the Big Ten Conference in multiple offensive statistical categories for the 2018 season, including batting average, on-base percentage, runs scored, hits, doubles, triples, and stolen bases. The Wolverine pitching staff was strong and reliable in 2018, posting a 3.46 team earned run average to finish third in the Big Ten and 23rd in the nation. Michigan also led the conference with a league-low opponent batting average (.229) as well as the fewest hits (404) and home runs (22) allowed.

» The 2018 season featured a 20-game win streak for the Wolverines, which went down in the record books as the third-longest in program history. The streak, which occurred between March 16 and April 22, included six series sweeps and an 11-0 start in Big Ten action.

» Michigan posted an 18-3 record at the Wilpon Complex during the 2018 campaign, including a string of 16 consecutive wins at home during the team's 20-game win streak.

### 2019 STAFF CHANGES

In addition to 11 newcomers on the field, Michigan's coaching and support staff underwent changes in the off-season. Michigan alumnus and former infielder **Michael Brdar** was promoted from program assistant to volunteer assistant coach, and the Wolverines hired former Toledo assistant coach **Ryan Chipka** as the team's new program assistant.

### 2018 RECAP

The University of Michigan baseball program ended the 2018 campaign with its fifth straight 30-win season under head coach **Erik Bakich** and its sixth consecutive postseason appearance in the Big Ten Conference Tournament. The season was highlighted by a 20-game win streak that stretched from March to April and marked the program's third-longest win streak in history.

### CHASING HISTORY

Michigan opened its 153rd season with a 2,917-1,714-39 overall record, which ranks third-most for wins in college baseball history. The Wolverines are also making their 24th NCAA Tournament appearance and are seeking the program's third national championship.

### NEW BLUE

The Maize and Blue added 11 players to its roster in the off-season, including 10 freshmen and one junior college transfer. Hailing from nine different states, the Wolverine recruiting class boasts six pitchers, two catchers, two infielders, and one outfielder.

### MICHIGAN LEGACY PLAYERS

#### Jack Bredeson

Brother, Ben, plays football, 2016-present

#### Jimmy Kerr

Grandfather, John, played baseball, 1960-1962  
Father, Derek, played baseball, 1983-1986

#### Ben Keizer

Brother, Jonathan, played football 2011-14

#### Harrison Salter

Grandfather, Bill Freehan, played baseball, 1961

#### Jack Weisenburger

Grandfather, John, played baseball, 1945-48  
Father, Perk, played baseball, 1976

### THE MICHIGAN SCHEDULE

Of Michigan's 56 scheduled regular-season contests, 26 games were played at the Wolverines' home field at Ray Fisher Stadium, including 13 during the month of April. Prior to Michigan's first home contest, however, the Wolverines kicked off the 2019 campaign with a four-week, 14-game road swing, traveling to Florida, South Carolina, and California.

### THE RECRUITING TRAIL

Though Michigan's roster has a significant amount of Michigan-natives, the Wolverine roster boasts 35 players from 12 different states. The Maize and Blue hail predominantly from Michigan (9), Wisconsin (6), and California (6), with five players from Illinois and two from both Washington and Indiana. The Wolverine squad also features student-athletes from Arizona, Colorado, Georgia, Maryland, Massachusetts, and Oregon.

### EARLY SEASON TRAVELS

Prior to a cancellation due to rain, the Wolverines were set to begin the 2019 season with contests against eight different teams in three different states, logging 8,780 miles before playing at home for the first time. Here is a complete breakdown of the team's scheduled travel during the first four weeks of the season:

#### Itinerary (Miles)

Ann Arbor to Port St. Lucie, Fla. (1,261)  
Port St. Lucie to Ann Arbor (1,261)

Ann Arbor to Charleston, S.C. (820)  
Charleston to Ann Arbor (820)

Ann Arbor to Northridge, Calif. (2,260)  
Northridge to Long Beach, Calif. (46)  
Long Beach to Irvine, Calif. (30)  
Irvine to Los Angeles, Calif. (43)  
Los Angeles to Ann Arbor (2,239)  
**Total (8,780)**

## MICHIGAN & THE NATIONAL POLLS

Week	D1Baseball	Baseball America	CB Newspaper	ESPN/USA Today	NCBWA	Perfect Game
Pre-season	17	20	39	25	23	19
February 18	17	20	--	No Poll21	19	--
February 25	17	20	25	No Poll18	19	--
March 4	16	18	26	19	16	19
March 11	--	23	--	25	26	--
March 18	24	23	30	24	22	--
March 25	--	--	--	RV	--	--
April 1	--	--	--	RV	29	--
April 8	--	24	27	RV	25	--
April 15	--	--	--	RV	RV	--
April 22	--	--	--	RV	30	--
April 29	--	--	22	RV	26	24
May 6	--	23	19	RV	24	21
May 13	--	--	22	RV	T-27	--
May 20	--	--	--	RV	RV	--
May 27 (Postseason)	No Poll	--	--	No Poll	No Poll	--
June 4 (Postseason)	No Poll	No Poll	16	No Poll	No Poll	No Poll

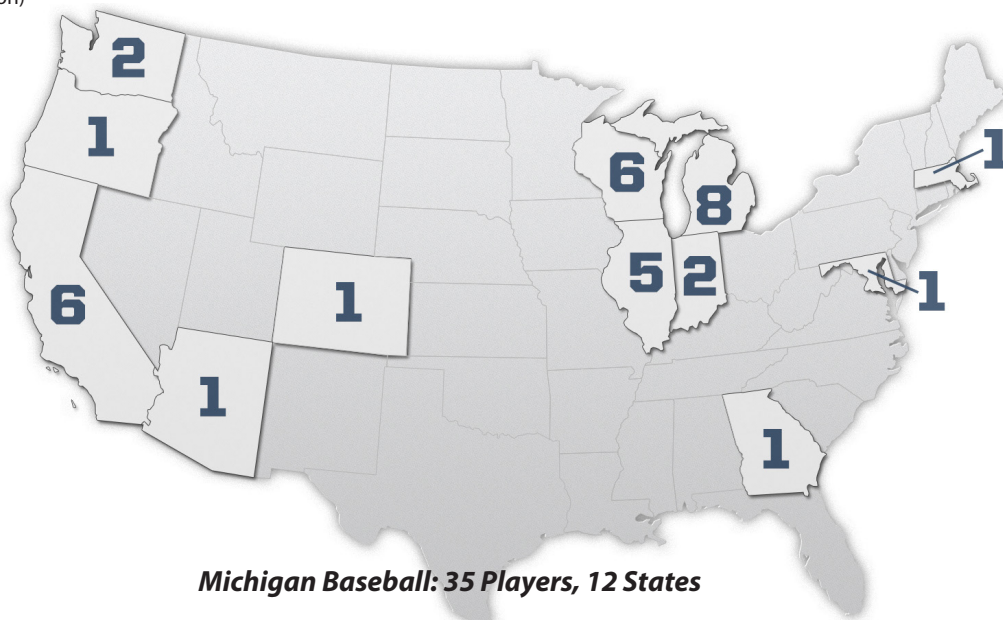
## ROSTER BY NUMBER

## UNIVERSITY OF MICHIGAN NUMERICAL BASEBALL ROSTER

NO.	PITCHERS	POS.	B/T	HT.	WT.	YR.	HOMETOWN (HS/PREV.)
0	Joe Donovan	C	R/R	5-11	180	So.	Clarendon Hills, Ill. (Westmont)
2	Jack Blomgren	IF	R/R	5-10	180	So.	Milton, Wis. (Janesville Craig)
3	Miles Lewis	OF	S/R	6-1	215	R-Sr.	Hudson, Wis. (Hudson/Univ. of North Dakota)
4	Ako Thomas	IF	R/R	5-7	165	Sr.	Chicago, Ill. (Mount Carmel)
5	Christan Bullock	OF	L/L	5-10	175	Jr.	Chicago, Ill. (Morgan Park)
6	Danny Zimmerman	IF	R/R	6-4	225	So.	Redondo Beach, Calif. (Redondo Beach)
7	Jesse Franklin	OF	L/L	6-11	215	So.	Seattle, Wash. (Seattle Prep)
9	Matthew Schmidt	IF	R/R	6-2	210	Sr.	Parker, Colo. (Regis Jesuit/Cypress College)
10	Blake Nelson	IF	R/R	6-0	175	Sr.	Normandy Park, Wash. (Mount Rainier/South Mountain CC)
11	Harrison Salter	C	R/R	6-3	215	R-So.	Bloomfield Hills, Mich. (Orchard Lake St. Mary's)
12	Riley Bertram	IF/C	S/R	6-0	180	Fr.	Zionsville, Ind. (Zionsville)
13	Dominic Clementi	OF	L/R	6-1	190	Jr.	Hartland, Wis. (Arrowhead)
14	Benjamin Keizer	LHP	L/L	6-3	215	R-Jr.	Portage, Mich. (Portage Northern)
15	Jimmy Kerr	IF	L/R	6-2	205	Sr.	Scottsdale, Ariz. (Notre Dame Prep)
17	Jeff Criswell	RHP	R/R	6-4	225	So.	Portage, Mich. (Portage Central)
18	Jordon Rogers	C	R/R	5-8	175	Fr.	Chicago, Ill. (Simeon Academy)
19	Dillon Nowicki	RHP	R/R	6-2	200	Fr.	Stoughton, Wis. (Stoughton)
20	Willie Weiss	RHP	R/R	6-3	205	Fr.	Portland, Ore. (Westview)
21	Ben Dragani	LHP	L/L	6-5	225	So.	Brookfield, Wis. (Catholic Memorial)
22	Jordan Brewer	OF	R/R	6-1	195	Jr.	St. Joseph, Mich. (St. Joseph's/Lincoln Trail CC)
24	Casey Buckley	C	R/R	6-1	190	Fr.	Long Beach, Calif. (Los Alamitos)
25	Isaiah Paige	RHP	R/R	6-1	200	R-Fr.	Diamond Bar, Calif. (Damien)
27	Steven Hajjar	LHP	L/L	6-5	215	Fr.	Andover, Mass. (Central Catholic)
28	Keaton Carratini	RHP/IF	R/R	6-2	190	Fr.	Encinitas, Calif. (La Costa Canyon)
29	Blake Beers	RHP	R/R	6-4	215	So.	Manhattan Beach, Calif. (Loyola)
30	Jake White	LHP	L/L	6-3	195	Fr.	Bethesda, Md. (Athens Academy)
32	Joe Pace	RHP/UT	R/R	5-9	200	R-Jr.	Valley Village, Calif. (Notre Dame)
34	Jack Bredeson	RHP	R/R	6-5	220	Sr.	Hartland, Wis. (Arrowhead)
35	Walker Cleveland	LHP	L/L	6-2	145	Fr.	Suwanee, Ga. (North Gwinnett)
37	Karl Kauffmann	RHP	R/R	6-2	200	Jr.	Bloomfield Hills, Mich. (Brother Rice)
40	Angelo Smith	LHP	L/L	5-9	160	So.	Thornton, Ill. (Richards)
42	Jordan Nwogu	OF	R/R	6-3	235	So.	Ann Arbor, Mich. (Pioneer)
47	Tommy Henry	LHP	L/L	6-3	200	Jr.	Portage, Mich. (Portage Northern)
48	Jack Weisenburger	RHP	R/R	6-3	220	Jr.	Rockford, Mich. (Rockford)
51	Jack Van Remortel	IF	R/R	6-1	220	Fr.	Carmel, Ind. (Carmel)

## MICHIGAN BASEBALL STAFF

23	Erik Bakich, Head Coach (7th season)
23	Nick Schnabel, Assistant Coach (7th season)
41	Chris Fetter, Pitching Coach (2nd season)
36	Michael Brdar, Volunteer Coach (1st season)
	Wayne Welton, Director of Operations (8th season)
	Jeremy Kelch, Video Coordinator (5th season)
	Ryan Chipka, Program Assistant (1st season)





## ROSTER BY POSITION

## UNIVERSITY OF MICHIGAN BASEBALL ROSTER (BY POSITION)

NO.	PITCHERS	POS.	B/T	HT.	WT.	YR.	HOMETOWN (HS/PREV.)
14	Benjamin Keizer	LHP	L/L	6-3	215	R-Jr.	Portage, Mich. (Portage Northern)
17	Jeff Criswell	RHP	R/R	6-4	225	So.	Portage, Mich. (Portage Central)
19	Dillon Nowicki	RHP	R/R	6-2	200	Fr.	Stoughton, Wis. (Stoughton)
20	Willie Weiss	RHP	R/R	6-3	205	Fr.	Portland, Ore. (Westview)
21	Ben Dragani	LHP	L/L	6-5	225	So.	Brookfield, Wis. (Catholic Memorial)
25	Isaiah Paige	RHP	R/R	6-1	200	R-Fr.	Diamond Bar, Calif. (Damien)
27	Steven Hajjar	LHP	L/L	6-5	215	Fr.	Andover, Mass. (Central Catholic)
28	Keaton Carratini	RHP/IF	R/R	6-2	190	Fr.	Encinitas, Calif. (La Costa Canyon)
29	Blake Beers	RHP	R/R	6-4	215	So.	Manhattan Beach, Calif. (Loyola)
30	Jake White	LHP	L/L	6-3	195	Fr.	Bethesda, Md. (Athens Academy)
32	Joe Pace	RHP/UT	R/R	5-9	200	R-Jr.	Valley Village, Calif. (Notre Dame)
34	Jack Bredeson	RHP	R/R	6-5	220	Sr.	Hartland, Wis. (Arrowhead)
35	Walker Cleveland	LHP	L/L	6-2	145	Fr.	Suwanee, Ga. (North Gwinnett)
37	Karl Kauffmann	RHP	R/R	6-2	200	Jr.	Bloomfield Hills, Mich. (Brother Rice)
40	Angelo Smith	LHP	L/L	5-9	160	So.	Thornton, Ill. (Richards)
47	Tommy Henry	LHP	L/L	6-3	200	Jr.	Portage, Mich. (Portage Northern)
48	Jack Weisenburger	RHP	R/R	6-3	220	Jr.	Rockford, Mich. (Rockford)

NO.	CATCHERS	POS.	B/T	HT.	WT.	YR.	HOMETOWN (HS/LAST SCHOOL)
0	Joe Donovan	C	R/R	5-11	180	So.	Clarendon Hills, Ill. (Westmont)
11	Harrison Salter	C	R/R	6-3	215	R-So.	Bloomfield Hills, Mich. (Orchard Lake St. Mary's)
18	Jordon Rogers	C	R/R	5-8	175	Fr.	Chicago, Ill. (Simeon Academy)
24	Casey Buckley	C	R/R	6-1	190	Fr.	Long Beach, Calif. (Los Alamitos)

NO.	INFIELTERS	POS.	B/T	HT.	WT.	YR.	HOMETOWN (HS/LAST SCHOOL)
2	Jack Blomgren	IF	R/R	5-10	180	So.	Milton, Wis. (Janesville Craig)
4	Ako Thomas	IF	R/R	5-7	165	Sr.	Chicago, Ill. (Mount Carmel)
6	Danny Zimmerman	IF	R/R	6-4	225	So.	Redondo Beach, Calif. (Redondo Beach)
9	Matthew Schmidt	IF	R/R	6-2	210	Sr.	Parker, Colo. (Regis Jesuit/Cypress College)
10	Blake Nelson	IF	R/R	6-0	175	Sr.	Normandy Park, Wash. (Mount Rainier/South Mountain CC)
12	Riley Bertram	IF/C	S/R	6-0	180	Fr.	Zionsville, Ind. (Zionsville)
15	Jimmy Kerr	IF	L/R	6-2	205	Sr.	Scottsdale, Ariz. (Notre Dame Prep)
28	Keaton Carratini	RHP/IF	R/R	6-2	190	Fr.	Encinitas, Calif. (La Costa Canyon)
51	Jack Van Remortel	IF	R/R	6-1	220	Fr.	Carmel, Ind. (Carmel)

NO.	OUTFIELDERS	POS.	B/T	HT.	WT.	YR.	HOMETOWN (HS/LAST SCHOOL)
3	Miles Lewis	OF	S/R	6-1	215	R-Sr.	Hudson, Wis. (Hudson/Univ. of North Dakota)
5	Christian Bullock	OF	L/L	5-10	175	Jr.	Chicago, Ill. (Morgan Park)
7	Jesse Franklin	OF	L/L	6-11	215	So.	Seattle, Wash. (Seattle Prep)
13	Dominic Clementi	OF	L/R	6-1	190	Jr.	Hartland, Wis. (Arrowhead)
22	Jordan Brewer	OF	R/R	6-1	195	Jr.	St. Joseph, Mich. (St. Joseph's/Lincoln Trail CC)
32	Joe Pace	RHP/UT	R/R	5-9	200	R-Jr.	Valley Village, Calif. (Notre Dame)
42	Jordan Nwogu	OF	R/R	6-3	235	So.	Ann Arbor, Mich. (Pioneer)

## MICHIGAN BASEBALL STAFF

23	Erik Bakich, Head Coach (7th season)
23	Nick Schnabel, Assistant Coach (7th season)
41	Chris Fetter, Pitching Coach (2nd season)
36	Michael Brdar, Volunteer Coach (1st season)
	Wayne Welton, Director of Operations (8th season)
	Jeremy Kelch, Video Coordinator (5th season)
	Ryan Chipka, Program Assistant (1st season)

## PRONUNCIATION GUIDE

## Pronunciation Guide

Erik Bakich	back-itch
Jack Bredeson	BREAD-eh-sun
Ben Dragani	druh-gonn-ee
Jordan Nwogu	woah-goo
Nick Schnabel	sh-KNOB-uhl
Ako Thomas	uh-KAY-oh

## MEDIA INFORMATION

## INTERVIEWS

All interviews with players and coaches need to be cleared through the Michigan media relations office with Kurt Svoboda. If you wish to talk to any Wolverine player or head coach Erik Bakich, please contact Kurt Svoboda via email or phone - contact information on the front page of the Baseball notes.

## GAME NOTES AND STATISTICS

Game notes and statistics will be distributed to all working media on game days at the Wilpon Baseball Complex. Copies will be made available in the press box. Statistics are for working press only. All information will be made available to fans and Michigan supporters on MGoBlue.com.

## LIVE STATS AND BROADCASTS

Select games will be available on radio and/or the internet but all home games can be accessed through Sidearm Stats, offering realtime statistics on MGoBlue.com.

## GAME-BY-GAME RESULTS

**The Automated ScoreBook**  
**Game Results for Michigan (as of Jun 22, 2019)**  
**(All games)**

Date	Opponent		Score	Inns	Overall	Big Ten	Pitcher of record	Attend	Time
Feb 15, 2019	vs Binghamton	w	10-0	9	1-0-0	0-0-0	Henry (W 1-0)	375	2:41
Feb 16, 2019	vs Binghamton	w	5-4	9	2-0-0	0-0-0	Kauffmann (W 1-0)	325	2:18
Feb 17, 2019	vs Binghamton	w	12-2	9	3-0-0	0-0-0	Criswell (W 1-0)	325	3:04
Feb 22, 2019	at The Citadel	w	2-0	9	4-0-0	0-0-0	Henry (W 2-0)	358	2:08
Feb 23, 2019	at The Citadel	w	9-1	9	5-0-0	0-0-0	Kauffmann (W 2-0)	622	2:54
Feb 24, 2019	at The Citadel	w	6-3	9	6-0-0	0-0-0	Weiss (W 1-0)	278	3:17
Mar 01, 2019	at CSUN	w	2-1	9	7-0-0	0-0-0	Henry (W 3-0)	346	2:51
Mar 03, 2019	at CSUN-1	w	4-2	9	8-0-0	0-0-0	Kauffmann (W 3-0)	394	2:45
Mar 03, 2019	at CSUN-2	L	2-5	9	8-1-0	0-0-0	Criswell (L 1-1)	394	2:56
Mar 05, 2019	at Long Beach State	L	7-8	9	8-2-0	0-0-0	Beers (L 0-1)	1007	3:28
Mar 08, 2019	at #2 UCLA	w	7-5	9	9-2-0	0-0-0	Henry (W 4-0)	1271	3:25
Mar 09, 2019	at USC	L	1-4	9	9-3-0	0-0-0	Kauffmann (L 3-1)	658	2:38
Mar 10, 2019	vs Oklahoma St.	L	2-3	(10)	9-4-0	0-0-0	Weiss (L 1-1)	0	3:51
Mar 14, 2019	MANHATTAN	w	5-1	9	10-4-0	0-0-0	Henry (W 5-0)	215	4:52
Mar 15, 2019	MANHATTAN	w	23-2	9	11-4-0	0-0-0	Kauffmann (W 4-1)	352	3:42
Mar 16, 2019	MANHATTAN	w	16-7	9	12-4-0	0-0-0	Keizer (W 1-0)	379	3:10
Mar 17, 2019	MANHATTAN	w	4-0	7	13-4-0	0-0-0	Paige (W 1-0)	387	1:53
Mar 19, 2019	WESTERN MICHIGAN	w	12-5	9	14-4-0	0-0-0	Cleveland (W 1-0)	446	3:21
Mar 21, 2019	at #13 Texas Tech	L	2-11	9	14-5-0	0-0-0	Henry (L 5-1)	3334	3:19
Mar 22, 2019	at #13 Texas Tech	L	3-10	9	14-6-0	0-0-0	Kauffmann (L 4-2)	3302	3:19
Mar 23, 2019	at #13 Texas Tech	L	5-8	9	14-7-0	0-0-0	Cleveland (L 1-1)	4432	3:37
Mar 23, 2019	vs Stetson	w	16-6	9	15-7-0	0-0-0	Paige (W 2-0)	4432	3:21
Mar 27, 2019	SAN JOSE STATE-1	w	1-0	7	16-7-0	0-0-0	Paige (W 3-0)	-	1:47
Mar 27, 2019	SAN JOSE STATE-2	w	3-0	7	17-7-0	0-0-0	Smith, A. (W 1-0)	611	1:59
* Mar 29, 2019	at Michigan State	w	6-3	9	18-7-0	1-0-0	Henry (W 6-1)	1318	2:42
* Mar 30, 2019	MICHIGAN STATE	w	16-2	9	19-7-0	2-0-0	Kauffmann (W 5-2)	1115	3:24
Apr 03, 2019	TOLEDO	w	8-2	9	20-7-0	2-0-0	Cleveland (W 2-1)	617	3:35
* Apr 05, 2019	MINNESOTA	L	4-6	9	20-8-0	2-1-0	Henry (L 6-2)	703	2:50
* Apr 06, 2019	MINNESOTA	w	5-3	9	21-8-0	3-1-0	Weiss (W 2-1)	1168	3:32
* Apr 07, 2019	MINNESOTA	w	8-0	9	22-8-0	4-1-0	Criswell (W 2-1)	1037	3:12
Apr 09, 2019	INDIANA STATE	L	7-8	(10)	22-9-0	4-1-0	Weiss (L 2-2)	442	3:18
Apr 10, 2019	INDIANA STATE	w	6-4	6	23-9-0	4-1-0	Weisenburger (W 1-0)	369	2:34
* Apr 12, 2019	at Ohio State	L	5-10	9	23-10-0	4-2-0	Henry (L 6-3)	1815	3:09
* Apr 13, 2019	at Ohio State-1	L	4-10	9	23-11-0	4-3-0	Kauffmann (L 5-3)	5280	2:58
* Apr 13, 2019	at Ohio State-2	w	6-2	9	24-11-0	5-3-0	Criswell (W 3-1)	5280	3:01
Apr 17, 2019	BOWLING GREEN STATE	w	10-5	9	25-11-0	5-3-0	Cleveland (W 3-1)	478	5:12
* Apr 20, 2019	NORTHWESTERN	w	4-1	9	26-11-0	6-3-0	Kauffmann (W 6-3)	950	2:33
* Apr 21, 2019	NORTHWESTERN-1	w	3-2	9	27-11-0	7-3-0	Keizer (W 2-0)	1134	2:38
* Apr 21, 2019	NORTHWESTERN-2	w	10-1	9	28-11-0	8-3-0	Criswell (W 4-1)	1134	2:48
* Apr 26, 2019	RUTGERS	w	8-3	9	29-11-0	9-3-0	Kauffmann (W 7-3)	981	3:01
* Apr 27, 2019	RUTGERS	w	10-1	9	30-11-0	10-3-0	Henry (W 7-3)	751	2:53
* Apr 28, 2019	RUTGERS	w	4-1	(10)	31-11-0	11-3-0	Keizer (W 3-0)	823	3:16
* May 03, 2019	at Maryland	w	10-7	9	32-11-0	12-3-0	Kauffmann (W 8-3)	633	3:33
* May 04, 2019	at Maryland	w	10-4	9	33-11-0	13-3-0	Henry (W 8-3)	817	3:25
* May 05, 2019	at Maryland	w	13-1	9	34-11-0	14-3-0	Criswell (W 5-1)	185	3:52
May 07, 2019	MICHIGAN STATE	w	7-0	9	35-11-0	14-3-0	Keizer (W 4-0)	1027	2:57
May 08, 2019	EASTERN MICHIGAN	w	10-1	9	36-11-0	14-3-0	Cleveland (W 4-1)	904	2:54
* May 10, 2019	INDIANA	L	4-10	9	36-12-0	14-4-0	Kauffmann (L 8-4)	1418	3:07
* May 11, 2019	INDIANA	L	8-10	9	36-13-0	14-5-0	Henry (L 8-4)	1540	5:24
* May 12, 2019	INDIANA	w	6-5	(11)	37-13-0	15-5-0	Paige (W 4-0)	945	4:11
May 14, 2019	at Kentucky	L	4-7	9	37-14-0	15-5-0	Cleveland (L 4-2)	3224	3:14
* May 16, 2019	at Nebraska	L	2-5	9	37-15-0	15-6-0	Kauffmann (L 8-5)	4724	3:06
* May 17, 2019	at Nebraska-1	L	0-7	9	37-16-0	15-7-0	Henry (L 8-5)	-	2:48
* May 17, 2019	at Nebraska-2	w	10-8	9	38-16-0	16-7-0	Criswell (W 6-1)	6888	3:31
May 22, 2019	vs Ohio State	L	1-2	9	38-17-0	16-7-0	Kauffmann (L 8-6)	0	2:46
May 23, 2019	vs Illinois	w	5-4	9	39-17-0	16-7-0	Weisenburger (W 2-0)	0	3:07
May 24, 2019	vs Maryland	w	10-4	9	40-17-0	16-7-0	Henry (W 9-5)	0	3:45
May 25, 2019	vs Nebraska	w	18-8	9	41-17-0	16-7-0	Weisenburger (W 3-0)	0	4:08
May 25, 2019	vs Nebraska	L	3-7	9	41-18-0	16-7-0	Keizer (L 4-1)	11038	3:43
May 31, 2019	vs Creighton	w	6-0	9	42-18-0	16-7-0	Kauffmann (W 9-6)	3122	2:47
Jun 01, 2019	vs Cincinnati	w	10-4	9	43-18-0	16-7-0	Criswell (W 7-1)	3092	3:43
Jun 02, 2019	vs Creighton	L	7-11	9	43-19-0	16-7-0	Weisenburger (L 3-1)	3078	3:50
Jun 03, 2019	vs Creighton	w	17-6	9	44-19-0	16-7-0	Beers (W 1-1)	3058	4:14
Jun 07, 2019	at #1 UCLA	w	3-2	9	45-19-0	16-7-0	Kauffmann (W 10-6)	1904	2:45
Jun 08, 2019	at #1 UCLA	L	4-5	(12)	45-20-0	16-7-0	Cleveland (L 4-3)	1967	5:01
Jun 09, 2019	at #1 UCLA	w	4-2	9	46-20-0	16-7-0	Henry (W 10-5)	2031	3:45
Jun 15, 2019	vs Texas Tech	w	5-3	9	47-20-0	16-7-0	Kauffmann (W 11-6)	24148	3:25
Jun 17, 2019	vs Florida State	w	2-0	9	48-20-0	16-7-0	Henry (W 11-5)	23541	2:52
Jun 21, 2019	vs Texas Tech	w	15-3	9	49-20-0	16-7-0	Kauffmann (W 12-6)	20944	4:02

( ) extra inning game

## OVERALL STATS

**The Automated ScoreBook**  
**Overall Statistics for Michigan (as of Jun 22, 2019)**  
**(All games Sorted by Batting avg)**

Record: 49-20 Home: 22-4 Away: 14-12 Neutral: 13-4 Big Ten: 16-7

Player	avg	gp-gs	ab	r	h	2b	3b	hr	rbi	tb	slg%	bb	hp	so	gdp	ob%	sf	sh	sb-att	po	a	e	fld%
22 Brewer, Jordon	.329	60-59	234	56	77	19	0	12	57	132	.564	23	5	51	0	.389	8	2	25-29	219	11	8	.966
42 Nwogu, Jordan	.326	62-62	239	58	78	14	4	12	46	136	.569	43	7	49	2	.440	2	0	16-18	21	1	2	.917
2 Blomgren, Jack	.304	67-67	230	38	70	8	2	3	47	91	.396	34	12	48	8	.411	6	3	7-11	84	179	8	.970
10 Nelson, Blake	.300	62-61	223	42	67	16	1	1	37	88	.395	30	9	49	5	.398	4	4	15-15	50	107	14	.918
5 Bullock, Christian	.280	43-28	107	27	30	6	2	2	14	46	.430	20	2	36	0	.400	1	1	13-15	46	2	1	.980
15 Kerr, Jimmy	.278	69-69	255	51	71	15	1	14	62	130	.510	43	0	56	1	.376	5	0	6-7	444	61	8	.984
4 Thomas, Ako	.265	61-61	215	37	57	15	1	2	30	80	.372	28	5	45	2	.361	1	2	2-4	104	166	9	.968
3 Lewis, Miles	.265	62-59	223	43	59	16	2	4	31	91	.408	28	7	48	1	.364	0	1	10-16	77	3	0	1.000
7 Franklin, Jesse	.262	65-65	248	59	65	14	1	13	54	120	.484	50	6	49	5	.392	5	0	4-4	132	4	1	.993
0 Donovan, Joe	.237	60-57	198	38	47	12	0	8	36	83	.419	19	6	51	5	.317	4	3	0-2	469	56	6	.989
13 Clementi, Dominic	.200	37-17	85	13	17	4	1	1	6	26	.306	9	1	23	1	.281	1	0	2-2	4	2	0	1.000
-----																							
12 Bertram, Riley	.400	17-3	25	4	10	4	0	0	7	14	.560	1	3	6	0	.483	0	0	0-0	5	12	0	1.000
11 Salter, Harrison	.265	22-10	34	4	9	1	0	0	8	10	.294	6	0	7	2	.357	2	2	0-0	95	4	0	1.000
51 Van Remortel, Jack	.167	16-0	12	3	2	0	0	0	1	2	.167	4	0	2	2	.375	0	0	0-0	4	5	0	1.000
9 Schmidt, Matthew	.167	14-1	12	4	2	1	0	0	2	3	.250	2	3	1	0	.389	1	0	2-2	22	5	0	1.000
24 Buckley, Casey	.000	12-2	14	0	0	0	0	0	0	0	.000	0	0	6	2	.000	0	1	0-0	17	3	0	1.000
28 Carratini, Keaton	.000	2-0	1	0	0	0	0	0	0	0	.000	1	0	1	0	.500	0	0	0-0	1	0	0	1.000
32 Pace, Joe	.000	3-0	0	0	0	0	0	0	0	0	.000	0	0	0	0	.000	0	0	0-0	2	0	0	1.000
Totals	.281	69	2355	477	661	145	15	72	438	1052	.447	341	66	528	36	.381	40	19	102-125	1827	694	68	.974
Opponents	.225	69	2240	278	503	98	7	44	252	747	.333	253	73	591	34	.321	13	32	38-58	1780	541	90	.963

LOB - Team (566), Opp (508). DP's turned - Team (51), Opp (43). CI - Team (2), Donovan 2, Opp (2). IBB - Team (7), Kerr 2, Brewer 1, Lewis 1, Thomas 1, Nwogu 1, Nelson 1, Opp (8). Picked off - Brewer 3, Nwogu 2, Thomas 2, Bullock 1, Clementi 1.

## (All games Sorted by Earned run avg)

Player	era	w-l	app	gs	cg	sho	sv	ip	h	r	er	bb	so	2b	3b	hr	b/avg	wp	hp	bk	sfa	sha
17 Criswell, Jeff	2.60	7-1	20	17	0	0/1	3	100.1	82	37	29	47	109	11	0	6	.229	9	7	2	3	3
37 Kauffmann, Karl	2.75	12-6	20	19	0	0/2	1	127.2	104	54	39	34	106	17	1	6	.220	9	8	0	1	10
47 Henry, Tommy	3.27	11-5	19	18	2	2/1	0	115.2	95	48	42	25	127	18	2	11	.221	7	8	1	2	7
-----																						
30 White, Jack	0.00	0-0	2	0	0	0/0	0	2.0	0	0	0	2	1	0	0	0	.000	0	0	0	0	0
25 Paige, Isaiah	2.98	4-0	25	4	0	0/4	1	48.1	40	21	16	16	28	11	0	4	.221	6	4	0	1	1
20 Weiss, Willie	3.08	2-2	26	0	0	0/1	9	38.0	25	15	13	32	50	2	2	5	.185	8	5	0	2	1
32 Pace, Joe	3.86	0-0	9	1	0	0/0	0	9.1	8	4	4	5	14	1	0	0	.229	1	1	0	0	0
14 Keizer, Benjamin	4.01	4-1	33	1	0	0/3	2	42.2	30	21	19	18	47	7	1	3	.196	4	11	0	0	4
48 Weisenburger, Jack	4.25	3-1	24	0	0	0/3	1	29.2	23	15	14	21	31	6	0	1	.221	2	5	0	4	0
35 Cleveland, Walker	4.34	4-3	14	3	0	0/1	0	37.1	30	20	18	15	18	7	1	4	.224	6	10	1	0	4
40 Smith, Angelo	4.50	1-0	22	4	0	0/3	0	30.0	32	21	15	20	36	9	0	1	.271	4	7	0	0	2
29 Beers, Blake	6.04	1-1	14	2	0	0/1	1	22.1	26	15	15	10	15	6	0	3	.295	2	5	1	0	0
34 Bredeson, Jack	6.75	0-0	4	0	0	0/0	0	2.2	3	2	2	5	6	0	0	0	.273	2	0	0	0	0
28 Carratini, Keaton	12.00	0-0	4	0	0	0/0	0	3.0	5	5	4	3	3	3	0	0	.357	0	2	0	0	0
Totals	3.40	49-20	69	69	2	9/7	18	609.0	503	278	230	253	591	98	7	44	.225	60	73	5	13	32
Opponents	6.42	20-49	69	69	1	1/1	14	593.1	661	477	423	341	528	145	15	72	.281	56	66	6	40	19

PB - Team (23), Donovan 20, Salter 2, Buckley 1, Opp (26). Pickoffs - Team (6), Donovan 4, Cleveland 2, Opp (9). SBA/ATT - Donovan (30-46), Criswell (9-16), Kauffmann (3-9), Salter (7-8), Henry (7-8), Cleveland (5-6), Paige (3-6), Smith, A. (4-5), Beers (2-3), Buckley (1-3), Weisenburger (3-3), White (1-1), Weiss (1-1).



## COLLEGE WORLD SERIES STATS

**The Automated ScoreBook**  
**Overall Statistics for Michigan (as of Jun 22, 2019)**  
**(CWS Sorted by Batting avg)**

Record: 3-0 Home: 0-0 Away: 0-0 Neutral: 3-0 Big Ten: 0-0

Player	avg	gp-gs	ab	r	h	2b	3b	hr	rbi	tb	slg%	bb	hp	so	gdp	ob%	sf	sh	sb-att	po	a	e	fld%
15 Kerr, Jimmy	.462	3-3	13	5	6	1	1	2	6	15	1.154	1	0	4	0	.500	0	0	1-1	26	0	0	1.000
7 Franklin, Jesse	.417	3-3	12	4	5	1	0	1	5	9	.750	3	0	2	1	.533	0	0	0-0	5	0	0	1.000
10 Nelson, Blake	.333	3-3	12	2	4	0	0	0	2	4	.333	0	1	4	0	.385	0	0	0-0	3	2	0	1.000
4 Thomas, Ako	.333	3-3	9	2	3	0	0	0	2	3	.333	4	0	3	0	.538	0	0	0-0	6	10	0	1.000
42 Nwogu, Jordan	.308	3-3	13	3	4	1	0	0	3	5	.385	2	0	3	1	.400	0	0	0-0	0	0	0	.000
2 Blomgren, Jack	.231	3-3	13	2	3	0	0	0	0	3	.231	1	0	4	0	.286	0	0	2-2	6	9	0	1.000
22 Brewer, Jordon	.167	3-3	12	1	2	0	0	0	2	2	.167	1	1	3	0	.267	1	0	1-1	3	0	0	1.000
5 Bullock, Christan	.111	3-3	9	1	1	0	0	0	0	1	.111	4	0	5	0	.385	0	0	0-1	8	0	0	1.000
0 Donovan, Joe	.100	3-3	10	2	1	0	0	0	0	1	.100	2	1	5	0	.308	0	0	0-0	21	1	0	1.000
-----																							
13 Clementi, Dominic	.000	1-0	1	0	0	0	0	0	0	0	.000	0	0	0	0	.000	0	0	0-0	0	0	0	.000
3 Lewis, Miles	.000	1-0	1	0	0	0	0	0	0	0	.000	0	0	1	0	.000	0	0	0-0	0	0	0	.000
12 Bertram, Riley	.000	1-0	0	0	0	0	0	0	0	0	.000	0	1	0	0	1.000	0	0	0-0	0	0	0	.000
11 Salter, Harrison	.000	1-0	0	0	0	0	0	0	0	0	.000	0	0	0	0	.000	0	0	0-0	3	0	0	1.000
Totals	.276	3	105	22	29	3	1	3	20	43	.410	18	4	34	2	.398	1	0	4-5	81	27	0	1.000
Opponents	.196	3	97	6	19	4	0	1	6	26	.268	6	3	25	1	.264	0	2	0-0	78	16	5	.949

LOB - Team (28), Opp (21). DPs turned - Team (2), Opp (2).

## (CWS Sorted by Earned run avg)

Player	era	w-l	app	gs	cg	sho	sv	ip	h	r	er	bb	so	2b	3b	hr	b/avg	wp	hp	bk	sfa	sha
47 Henry, Tommy	0.00	1-0	1	1	1	1/0	0	9.0	3	0	0	0	10	2	0	0	.100	1	2	0	0	0
17 Criswell, Jeff	0.00	0-0	2	0	0	0/0	2	5.0	2	0	0	2	10	0	0	0	.125	0	0	0	0	0
37 Kauffmann, Karl	4.15	2-0	2	2	0	0/0	0	13.0	14	6	6	4	5	2	0	1	.275	1	1	0	0	2
Totals	2.00	3-0	3	3	1	1/0	2	27.0	19	6	6	6	25	4	0	1	.196	2	3	0	0	2
Opponents	6.92	0-3	3	3	0	0/0	0	26.0	29	22	20	18	34	3	1	3	.276	5	4	0	1	0

PB - Team (0), Opp (1).

## NCAA POSTSEASON STATS

**The Automated ScoreBook**  
**Overall Statistics for Michigan (as of Jun 22, 2019)**  
**(NCAA Tournament Sorted by Batting avg)**

Record: 8-2 Home: 0-0 Away: 2-1 Neutral: 6-1 Big Ten: 0-0

Player	avg	gp-gs	ab	r	h	2b	3b	hr	rbi	tb	slg%	bb	hp	so	gdp	ob%	sf	sh	sb-att	po	a	e	fld%
12 Bertram, Riley	.467	5-3	15	3	7	3	0	0	3	10	.667	0	2	3	0	.529	0	0	0-0	2	8	0	1.000
15 Kerr, Jimmy	.341	10-10	41	13	14	2	1	6	15	36	.878	6	0	8	0	.426	0	0	1-1	84	5	0	1.000
7 Franklin, Jesse	.302	10-10	43	9	13	2	1	1	11	20	.465	5	1	7	1	.388	0	0	0-0	28	1	0	1.000
42 Nwogu, Jordan	.273	10-10	44	10	12	3	0	2	6	21	.477	6	1	9	1	.365	1	0	1-1	0	0	0	.000
5 Bullock, Christan	.265	10-10	34	8	9	3	2	1	5	19	.559	9	1	13	0	.432	0	1	3-4	16	0	1	.941
10 Nelson, Blake	.263	10-10	38	7	10	1	0	0	6	11	.289	4	2	10	0	.364	0	1	1-1	9	19	4	.875
2 Blomgren, Jack	.259	8-8	27	4	7	0	0	0	6	7	.259	5	0	6	1	.353	2	1	2-2	11	18	1	.967
22 Brewer, Jordon	.250	8-7	32	5	8	1	0	0	5	9	.281	2	1	9	0	.306	1	0	6-6	15	0	2	.882
4 Thomas, Ako	.242	9-9	33	6	8	1	0	0	6	9	.273	5	1	9	0	.359	0	0	0-0	21	27	1	.980
3 Lewis, Miles	.167	4-3	12	2	2	0	0	0	0	2	.167	1	0	7	1	.231	0	0	0-0	3	0	0	1.000
0 Donovan, Joe	.143	10-10	35	6	5	2	0	2	5	13	.371	4	2	15	0	.256	2	1	0-0	83	9	0	1.000
-----																							
13 Clementi, Dominic	.000	1-0	1	0	0	0	0	0	0	0	.000	0	0	0	0	.000	0	0	0-0	0	0	0	.000
11 Salter, Harrison	.000	1-0	0	0	0	0	0	0	0	0	.000	0	0	0	0	.000	0	0	0-0	3	0	0	1.000
Totals	.268	10	355	73	95	18	4	12	68	157	.442	47	11	96	4	.365	6	4	14-15	279	96	11	.972
Opponents	.216	10	343	36	74	13	2	8	33	115	.335	35	10	86	4	.306	1	5	3-7	273	73	9	.975

LOB - Team (77), Opp (79). DPs turned - Team (7), Opp (4). IBB - Team (3), Thomas 1, Kerr 1, Nwogu 1, Opp (4).

**(NCAA Tournament Sorted by Earned run avg)**

Player	era	w-l	app	gs	cg	sho	sv	ip	h	r	er	bb	so	2b	3b	hr	b/avg	wp	hp	bks	sfa	sha
47 Henry, Tommy	1.93	2-0	3	3	1	1/0	0	23.1	15	5	5	2	23	4	1	3	.181	3	2	0	0	2
17 Criswell, Jeff	1.93	1-0	5	2	0	0/0	3	18.2	17	6	4	8	22	3	0	0	.254	0	1	1	0	0
37 Kauffmann, Karl	2.40	4-0	4	4	0	0/1	0	30.0	24	8	8	8	20	2	0	1	.218	1	1	0	0	3
-----																						
40 Smith, Angelo	0.00	0-0	1	0	0	0/0	0	0.0	0	0	0	2	0	0	0	0		0	0	0	0	0
14 Keizer, Benjamin	3.18	0-0	4	0	0	0/0	1	5.2	3	3	2	1	8	0	0	0	.143	1	3	0	0	0
35 Cleveland, Walker	4.15	0-1	2	1	0	0/0	0	4.1	5	3	2	2	2	1	1	1	.294	0	0	0	0	0
20 Weiss, Willie	5.40	0-0	3	0	0	0/0	0	1.2	0	1	1	3	3	0	0	0	.000	1	2	0	0	0
25 Paige, Isaiah	6.75	0-0	3	0	0	0/0	0	5.1	5	5	4	4	3	1	0	2	.238	0	0	0	0	0
48 Weisenburger, Jack	7.71	0-1	4	0	0	0/1	0	2.1	2	3	2	4	3	1	0	0	.222	1	0	0	1	0
29 Beers, Blake	10.80	1-0	1	0	0	0/0	0	1.2	3	2	2	1	2	1	0	1	.375	0	1	0	0	0
Totals	2.90	8-2	10	10	1	2/1	4	93.0	74	36	30	35	86	13	2	8	.216	7	10	1	1	5
Opponents	6.63	2-8	10	10	0	0/0	0	91.0	95	73	67	47	96	18	4	12	.268	10	11	0	6	4

PB - Team (4), Donovan 4, Opp (2). SBA/ATT - Donovan (3-7), Kauffmann (0-2), Criswell (0-2), Cleveland (1-1), Weisenburger (1-1), Henry (1-1).

## BIG TEN CONFERENCE STATS

**The Automated ScoreBook**  
**Conference statistics for Michigan (as of May 19, 2019)**  
**(Big Ten games only Sorted by Batting avg)**

Record: 16-7 Home: 10-3 Away: 6-4 Big Ten: 16-7

Player	avg	gp-gs	ab	r	h	2b	3b	hr	rbi	tb	slg%	bb	hp	so	gdp	ob%	sf	sh	sb-att	po	a	e	fld%
22 Brewer, Jordan	.358	19-19	81	21	29	7	0	4	20	48	.593	8	3	15	0	.426	2	0	5-5	37	5	1	.977
42 Nwogu, Jordan	.333	22-22	81	23	27	3	1	5	15	47	.580	17	5	16	1	.471	1	0	8-8	8	0	2	.800
4 Thomas, Ako	.297	23-23	74	11	22	5	1	1	12	32	.432	12	3	14	1	.416	0	1	0-1	43	60	3	.972
15 Kerr, Jimmy	.292	23-23	89	17	26	7	0	4	18	45	.506	16	0	25	0	.400	0	0	3-3	194	8	2	.990
2 Blomgren, Jack	.289	23-23	83	15	24	3	0	3	13	36	.434	13	4	16	3	.402	2	1	1-4	33	64	4	.960
10 Nelson, Blake	.280	23-23	93	13	26	4	0	1	11	33	.355	7	2	23	2	.340	1	2	5-5	16	36	3	.945
0 Donovan, Joe	.278	22-22	79	16	22	4	0	3	18	35	.443	5	3	15	3	.341	1	0	0-1	170	19	3	.984
13 Clementi, Dominic	.267	13-6	30	4	8	3	0	1	2	14	.467	2	0	9	1	.313	0	0	0-0	1	0	0	1.000
3 Lewis, Miles	.244	22-20	78	12	19	7	0	1	14	29	.372	11	5	18	0	.372	0	0	2-5	30	2	0	1.000
7 Franklin, Jesse	.215	20-20	79	15	17	7	0	4	14	36	.456	19	2	20	0	.373	2	0	0-0	33	1	0	1.000
-----																							
9 Schmidt, Matthew	1.000	5-0	1	2	1	0	0	0	0	1	1.000	1	2	0	0	1.000	0	0	0-0	2	0	0	1.000
12 Bertram, Riley	.333	5-0	6	0	2	1	0	0	3	3	.500	0	0	2	0	.333	0	0	0-0	3	3	0	1.000
5 Bullock, Christan	.250	10-5	16	5	4	0	0	1	4	7	.438	4	0	3	0	.400	0	0	3-3	10	1	0	1.000
11 Salter, Harrison	.222	6-1	9	2	2	1	0	0	2	3	.333	1	0	2	1	.300	0	0	0-0	27	1	0	1.000
24 Buckley, Casey	.000	4-0	3	0	0	0	0	0	0	0	.000	0	0	1	1	.000	0	0	0-0	3	0	0	1.000
51 Remortel, Jack Van	.000	4-0	2	0	0	0	0	0	0	0	.000	2	0	0	1	.500	0	0	0-0	0	0	0	.000
32 Pace, Joe	.000	1-0	0	0	0	0	0	0	0	0	.000	0	0	0	0	.000	0	0	0-0	0	0	0	.000
Totals	.285	23	804	156	229	52	2	28	146	369	.459	118	29	179	14	.392	9	4	27-35	618	220	25	.971
Opponents	.229	23	750	102	172	31	2	20	91	267	.356	88	20	202	11	.324	5	13	10-17	602	193	22	.973

LOB - Team (206), Opp (157). DPs turned - Team (23), Opp (17). CI - Team (1), Donovan 1. IBB - Team (1), Nelson 1, Opp (2).  
Picked off - Brewer 1.

**(Big Ten games only Sorted by Earned run avg)**

Player	era	w-l	app	gs	cg	sho	sv	ip	h	r	er	bb	so	2b	3b	hr	b/avg	wp	hp	bk	sfa	sha
17 Criswell, Jeff	1.49	5-0	7	7	0	0/1	0	42.1	27	12	7	23	37	2	0	1	.190	4	4	1	2	1
37 Kauffmann, Karl	3.62	4-3	8	8	0	0/0	0	49.2	48	31	20	12	47	9	1	5	.251	7	5	0	0	3
47 Henry, Tommy	6.50	3-4	8	8	0	0/0	0	45.2	50	33	33	15	42	10	1	7	.279	2	4	0	2	5
-----																						
40 Smith, Angelo	0.00	0-0	5	0	0	0/1	0	5.1	5	2	0	1	3	1	0	0	.238	0	1	0	0	0
32 Pace, Joe	0.00	0-0	4	0	0	0/0	0	4.0	2	0	0	1	7	0	0	0	.154	1	0	0	0	0
34 Bredeson, Jack	0.00	0-0	1	0	0	0/0	0	1.0	1	0	0	0	2	0	0	0	.250	1	0	0	0	0
20 Weiss, Willie	2.51	1-0	9	0	0	0/0	3	14.1	9	4	4	12	24	1	0	2	.188	2	1	0	0	1
29 Beers, Blake	3.00	0-0	3	0	0	0/0	0	3.0	1	1	1	2	1	0	0	1	.100	1	0	0	0	0
25 Paige, Isaiah	3.48	1-0	7	0	0	0/0	0	10.1	3	4	4	3	8	1	0	1	.091	3	0	0	0	1
14 Keizer, Benjamin	4.11	2-0	13	0	0	0/0	0	15.1	12	7	7	9	16	3	0	1	.218	1	3	0	0	0
48 Weisenburger, Jack	4.76	0-0	8	0	0	0/1	1	11.1	10	6	6	8	12	4	0	1	.250	1	2	0	1	0
35 Cleveland, Walker	4.91	0-0	2	0	0	0/0	0	3.2	4	2	2	2	3	0	0	1	.286	4	0	0	0	2
Totals	3.67	16-7	23	23	0	1/1	4	206.0	172	102	84	88	202	31	2	20	.229	27	20	1	5	13
Opponents	6.37	7-16	23	23	0	1/1	5	200.2	229	156	142	118	179	52	2	28	.285	17	29	0	9	4

PB - Team (8), Donovan 6, Salter 2, Opp (3). Pickoffs - Team (2), Donovan 2, Opp (1). SBA/ATT - Donovan (9-15), Criswell (2-6), Kauffmann (2-4), Henry (3-3), Salter (1-2), Smith, A. (1-2), Weiss (1-1), Paige (1-1).



## NEUTRAL SITE STATS

**The Automated ScoreBook**  
**Overall Statistics for Michigan (as of Jun 22, 2019)**  
**(Neutral site games Sorted by Batting avg)**

Record: 13-4 Home: 0-0 Away: 0-0 Neutral: 13-4 Big Ten: 0-0

Player	avg	gp-gs	ab	r	h	2b	3b	hr	rbi	tb	slg%	bb	hp	so	gdp	ob%	sf	sh	sb-att	po	a	e	fld%
12 Bertram, Riley	.471	8-3	17	4	8	3	0	0	4	11	.647	0	3	3	0	.550	0	0	0-0	2	8	0	1.000
15 Kerr, Jimmy	.353	17-17	68	18	24	3	1	7	25	50	.735	10	0	12	0	.430	1	0	2-3	121	9	2	.985
7 Franklin, Jesse	.333	17-17	66	19	22	4	1	2	15	34	.515	16	2	9	2	.471	1	0	2-2	34	0	0	1.000
42 Nwogu, Jordan	.319	16-16	69	17	22	4	2	4	18	42	.609	11	1	13	1	.420	0	0	1-2	1	1	0	1.000
2 Blomgren, Jack	.315	15-15	54	10	17	2	1	0	14	21	.389	8	4	13	3	.433	1	1	4-4	18	42	0	1.000
5 Bullock, Christan	.310	13-11	42	12	13	3	1	1	7	21	.500	10	0	14	0	.442	0	1	3-4	21	0	0	1.000
22 Brewer, Jordon	.304	13-12	46	10	14	3	0	2	10	23	.500	5	1	14	0	.364	3	2	8-9	31	2	0	1.000
10 Nelson, Blake	.302	15-15	53	14	16	4	0	0	11	20	.377	10	4	8	1	.441	1	0	4-4	12	26	8	.826
4 Thomas, Ako	.279	16-16	61	16	17	2	0	0	14	19	.311	9	2	15	1	.384	1	1	1-1	34	43	1	.987
3 Lewis, Miles	.191	14-13	47	9	9	1	1	0	2	12	.255	8	1	13	1	.321	0	1	3-4	15	0	0	1.000
0 Donovan, Joe	.167	16-16	54	10	9	3	0	2	7	18	.333	8	3	23	0	.299	2	0	0-0	142	17	1	.994
-----																							
51 Van Remortel, Jack	1.000	2-0	1	1	1	0	0	0	1	1	1.000	1	0	0	0	1.000	0	0	0-0	0	0	0	.000
11 Salter, Harrison	.600	6-1	5	1	3	0	0	0	3	3	.600	2	0	1	0	.625	1	1	0-0	16	0	0	1.000
13 Clementi, Dominic	.167	5-1	6	3	1	0	1	0	1	3	.500	2	0	2	0	.375	0	0	0-0	1	0	0	1.000
9 Schmidt, Matthew	.000	4-0	4	0	0	0	0	0	0	0	.000	0	0	1	0	.000	0	0	0-0	4	0	0	1.000
24 Buckley, Casey	.000	3-0	2	0	0	0	0	0	0	0	.000	0	0	2	0	.000	0	0	0-0	1	0	0	1.000
32 Pace, Joe	.000	2-0	0	0	0	0	0	0	0	0	.000	0	0	0	0	.000	0	0	0-0	0	0	0	.000
Totals	.296	17	595	144	176	32	8	18	132	278	.467	100	21	143	9	.409	11	7	28-33	462	168	13	.980
Opponents	.220	17	576	67	127	28	2	13	63	198	.344	63	19	164	7	.317	1	7	2-7	443	118	23	.961

LOB - Team (147), Opp (137). DPs turned - Team (9), Opp (10). IBB - Team (3), Brewer 1, Nwogu 1, Thomas 1, Opp (2). Picked off - Clementi 1, Nwogu 1.

**(Neutral site games Sorted by Earned run avg)**

Player	era	w-l	app	gs	cg	sho	sv	ip	h	r	er	bb	so	2b	3b	hr	b/avg	wp	hp	bk	sfa	sha
47 Henry, Tommy	1.53	3-0	5	4	1	1/1	0	29.1	19	5	5	5	35	3	0	3	.179	3	4	0	0	1
37 Kauffmann, Karl	2.15	4-1	5	5	0	0/1	0	37.2	26	12	9	12	25	4	0	1	.191	2	2	0	0	3
17 Criswell, Jeff	2.64	2-0	6	4	0	0/0	2	30.2	26	10	9	8	46	7	0	1	.236	2	1	0	0	1
-----																						
32 Pace, Joe	0.00	0-0	1	0	0	0/0	0	1.0	1	0	0	0	1	0	0	0	.250	0	0	0	0	0
40 Smith, Angelo	3.52	0-0	4	1	0	0/0	0	7.2	7	4	3	6	11	2	0	0	.226	2	1	0	0	0
20 Weiss, Willie	3.60	0-1	6	0	0	0/0	1	5.0	4	4	2	10	10	0	0	0	.200	4	2	0	0	0
25 Paige, Isaiah	4.05	1-0	7	0	0	0/1	1	13.1	13	7	6	9	7	5	0	2	.250	1	1	0	0	0
29 Beers, Blake	5.79	1-0	2	0	0	0/0	1	4.2	6	3	3	1	5	1	0	1	.300	0	2	0	0	0
14 Keizer, Benjamin	7.50	0-1	8	1	0	0/0	0	12.0	10	11	10	5	13	3	1	2	.222	0	4	0	0	2
48 Weisenburger, Jack	7.50	2-1	7	0	0	0/1	0	6.0	5	5	5	6	7	2	0	0	.238	1	0	0	1	0
35 Cleveland, Walker	8.10	0-0	2	2	0	0/0	0	6.2	10	6	6	1	4	1	1	3	.323	1	2	0	0	0
Totals	3.39	13-4	17	17	1	3/2	5	154.0	127	67	58	63	164	28	2	13	.220	16	19	0	1	7
Opponents	7.92	4-13	17	17	0	0/0	3	147.2	176	144	130	100	143	32	8	18	.296	23	21	2	11	7

PB - Team (7), Donovan 7, Opp (8). Pickoffs - Team (1), Donovan 1, Opp (2). SBA/ATT - Donovan (2-7), Kauffmann (0-3), Criswell (1-2), Paige (0-1), Henry (1-1).

## TD AMERITRADE PARK STATS

**The Automated ScoreBook**  
**Overall Statistics for Michigan (as of Jun 22, 2019)**  
**(TD Ameritrade Sorted by Batting avg)**

Record: 6-2 Home: 0-0 Away: 0-0 Neutral: 6-2 Big Ten: 0-0

Player	avg	gp-gs	ab	r	h	2b	3b	hr	rbi	tb	slg%	bb	hp	so	gdp	ob%	sf	sh	sb-att	po	a	e	fld%
15 Kerr, Jimmy	.387	8-8	31	8	12	2	1	2	10	22	.710	5	0	6	0	.459	1	0	2-2	66	1	0	1.000
7 Franklin, Jesse	.355	8-8	31	7	11	2	0	1	8	16	.516	8	0	4	1	.475	1	0	1-1	12	0	0	1.000
4 Thomas, Ako	.308	8-8	26	8	8	2	0	0	8	10	.385	8	0	8	0	.471	0	1	0-0	17	21	1	.974
42 Nwogu, Jordan	.306	8-8	36	8	11	2	0	1	9	16	.444	5	0	7	1	.390	0	0	1-1	0	0	0	.000
10 Nelson, Blake	.276	8-8	29	6	8	1	0	0	4	9	.310	4	2	5	1	.389	1	0	2-2	7	14	1	.955
2 Blomgren, Jack	.258	8-8	31	7	8	2	0	0	5	10	.323	2	4	6	0	.378	0	0	3-3	12	27	0	1.000
5 Bullock, Christan	.250	7-5	20	5	5	1	0	0	1	6	.300	5	0	6	0	.400	0	0	0-1	11	0	0	1.000
3 Lewis, Miles	.211	6-5	19	2	4	0	0	0	1	4	.211	4	0	4	0	.348	0	0	2-3	7	0	0	1.000
0 Donovan, Joe	.148	8-8	27	5	4	1	0	0	2	5	.185	4	1	13	0	.281	0	0	0-0	61	7	1	.986
22 Brewer, Jordon	.095	6-6	21	1	2	0	0	0	2	2	.095	2	1	10	0	.200	1	2	1-1	9	0	0	1.000
-----																							
11 Salter, Harrison	.667	3-0	3	0	2	0	0	0	2	2	.667	0	0	0	0	.667	0	0	0-0	11	0	0	1.000
13 Clementi, Dominic	.000	3-0	3	1	0	0	0	0	1	0	.000	0	0	1	0	.000	0	0	0-0	0	0	0	.000
9 Schmidt, Matthew	.000	1-0	1	0	0	0	0	0	0	0	.000	0	0	0	0	.000	0	0	0-0	3	0	0	1.000
24 Buckley, Casey	.000	1-0	1	0	0	0	0	0	0	0	.000	0	0	1	0	.000	0	0	0-0	0	0	0	.000
12 Bertram, Riley	.000	2-0	1	1	0	0	0	0	0	0	.000	0	1	0	0	.500	0	0	0-0	0	0	0	.000
32 Pace, Joe	.000	1-0	0	0	0	0	0	0	0	0	.000	0	0	0	0	.000	0	0	0-0	0	0	0	.000
Totals	.268	8	280	59	75	13	1	4	53	102	.364	47	9	71	3	.385	4	3	12-14	216	81	3	.990
Opponents	.216	8	264	31	57	11	0	6	30	86	.326	33	10	75	4	.326	0	5	1-3	212	51	15	.946

LOB - Team (72), Opp (65). DPs turned - Team (5), Opp (3). IBB - Team (0), Opp (1).

**(TD Ameritrade Sorted by Earned run avg)**

Player	era	w-l	app	gs	cg	sho	sv	ip	h	r	er	bb	so	2b	3b	hr	b/avg	wp	hp	bk	sfa	sha
47 Henry, Tommy	1.12	2-0	3	2	1	1/0	0	16.0	8	2	2	2	19	2	0	1	.143	1	3	0	0	0
17 Criswell, Jeff	2.25	0-0	3	1	0	0/0	2	12.0	8	3	3	2	20	2	0	0	.200	2	1	0	0	1
37 Kauffmann, Karl	3.43	2-1	3	3	0	0/0	0	21.0	17	8	8	9	8	3	0	1	.227	1	2	0	0	3
-----																						
20 Weiss, Willie	0.00	0-0	2	0	0	0/0	0	2.0	1	2	0	6	4	0	0	0	.125	2	0	0	0	0
29 Beers, Blake	3.00	0-0	1	0	0	0/0	1	3.0	3	1	1	0	3	0	0	0	.250	0	1	0	0	0
25 Paige, Isaiah	3.00	0-0	2	0	0	0/0	0	3.0	4	1	1	4	4	1	0	1	.333	1	0	0	0	0
40 Smith, Angelo	3.86	0-0	1	1	0	0/0	0	4.2	4	3	2	3	6	0	0	0	.211	2	1	0	0	0
48 Weisenburger, Jack	8.10	2-0	2	0	0	0/0	0	3.1	3	3	3	3	5	1	0	0	.250	0	0	0	0	0
35 Cleveland, Walker	8.31	0-0	1	1	0	0/0	0	4.1	6	4	4	1	3	1	0	2	.300	1	2	0	0	0
14 Keizer, Benjamin	13.50	0-1	3	0	0	0/0	0	2.2	3	4	4	3	3	1	0	1	.300	0	0	0	0	1
Totals	3.50	6-2	8	8	1	1/0	3	72.0	57	31	28	33	75	11	0	6	.216	10	10	0	0	5
Opponents	6.62	2-6	8	8	0	0/0	2	70.2	75	59	52	47	71	13	1	4	.268	12	9	0	4	3

PB - Team (1), Donovan 1, Opp (3). Pickoffs - Team (1), Donovan 1. SBA/ATT - Donovan (1-3), Henry (1-1), Kauffmann (0-1), Paige (0-1).

## BATTING GAME-BY-GAME STATS

**The Automated ScoreBook**  
**Team Game-by-Game for Michigan (as of Jun 22, 2019)**  
**Batting (All games)**

Date	Opponent	ab	r	h	rbi	2b	3b	hr	tb	bb	ibb	sb	cs	hbp	sac	sf	gdp	k	po	a	e	lob	avg
Feb 15	vs Binghamton	31	10	11	8	3	1	1	19	7	0	3	0	2	1	1	2	6	27	10	1	8	.355
Feb 16	vs Binghamton	30	5	7	5	2	0	0	9	7	0	2	1	0	0	0	0	7	27	11	5	8	.295
Feb 17	vs Binghamton	34	12	12	12	1	2	1	20	3	1	2	0	3	0	3	1	5	27	12	1	7	.316
Feb 22	at The Citadel	32	2	8	2	1	0	0	9	2	0	2	0	1	0	1	2	8	27	8	0	7	.299
Feb 23	at The Citadel	40	9	12	9	3	0	2	21	8	0	6	0	0	0	0	0	10	27	11	0	13	.299
Feb 24	at The Citadel	36	6	8	5	3	0	1	14	4	0	1	1	0	0	0	0	8	27	8	1	7	.286
Mar 01	at CSUN	33	2	6	2	2	0	1	11	4	0	2	1	0	1	0	0	11	27	7	1	9	.271
Mar 03	at CSUN	28	4	4	4	0	0	1	7	4	0	3	1	2	1	0	0	7	27	10	0	4	.258
Mar 03	at CSUN	32	2	5	2	0	0	1	8	2	0	0	0	0	0	0	1	6	24	6	2	6	.247
Mar 05	at Long Beach State	42	7	14	5	3	0	2	23	2	0	0	1	1	0	0	1	7	24	15	0	11	.257
Mar 08	at UCLA	36	7	11	6	3	0	0	14	5	0	0	0	0	0	1	1	11	27	7	0	8	.262
Mar 09	at USC	28	1	3	0	1	0	0	4	3	0	2	1	0	0	0	1	9	24	14	1	3	.251
Mar 10	vs Oklahoma St.	34	2	7	2	1	1	1	13	3	0	1	1	0	0	0	1	11	30	9	0	5	.248
Mar 14	MANHATTAN	29	5	9	5	4	0	0	13	4	0	1	0	0	0	1	1	3	27	13	1	5	.252
Mar 15	MANHATTAN	42	23	17	19	2	0	2	25	11	0	1	0	3	0	2	0	9	27	13	2	11	.264
Mar 16	MANHATTAN	42	16	19	15	2	1	2	29	4	0	3	0	1	0	1	0	7	27	13	1	8	.279
Mar 17	MANHATTAN	22	4	6	4	2	0	0	8	4	0	1	0	0	0	1	0	7	21	4	1	5	.278
Mar 19	WESTERN MICHIGAN	37	12	12	11	2	0	1	17	8	0	2	0	0	0	0	0	9	27	20	1	9	.281
Mar 21	at Texas Tech	32	2	6	2	1	0	1	10	2	0	1	0	0	0	0	1	11	24	6	4	5	.277
Mar 22	at Texas Tech	32	3	8	3	3	0	1	14	3	0	2	0	0	1	1	1	8	24	13	2	7	.275
Mar 23	at Texas Tech	38	5	11	5	5	0	0	16	3	0	1	2	0	0	0	0	10	24	7	2	9	.276
Mar 23	vs Stetson	40	16	18	15	2	1	3	31	10	0	2	1	1	1	1	0	8	27	6	0	13	.285
Mar 27	SAN JOSE STATE	21	1	4	1	2	1	0	8	3	0	1	1	0	0	1	1	2	21	11	2	6	.283
Mar 27	SAN JOSE STATE	22	3	2	3	1	0	0	3	2	0	0	0	1	0	0	0	2	21	8	0	4	.277
*Mar 29	at Michigan State	37	6	13	6	4	0	1	20	3	0	0	1	1	0	0	1	4	27	10	0	8	.281
*Mar 30	MICHIGAN STATE	40	16	18	15	8	0	4	38	5	0	0	1	2	0	1	0	9	27	14	1	8	.289
Apr 03	TOLEDO	31	8	10	6	0	0	1	13	4	1	5	2	2	1	1	1	4	27	16	1	7	.290
*Apr 05	MINNESOTA	36	4	9	3	2	0	1	14	4	0	0	0	0	0	0	0	8	27	5	0	9	.288
*Apr 06	MINNESOTA	32	5	9	5	2	0	1	14	7	0	2	0	4	0	0	0	9	27	9	1	14	.288
*Apr 07	MINNESOTA	30	8	10	8	1	0	3	20	9	0	3	0	1	2	1	0	5	27	12	1	11	.289
Apr 09	INDIANA STATE	40	7	12	7	4	0	3	25	7	1	0	0	0	0	0	2	7	30	18	0	10	.290
Apr 10	INDIANA STATE	25	6	8	5	3	0	1	14	7	0	0	0	0	1	1	0	1	18	6	0	10	.290
*Apr 12	at Ohio State	34	5	9	5	0	0	1	12	7	0	0	0	2	0	0	1	10	24	8	2	11	.290
*Apr 13	at Ohio State	34	4	7	4	2	0	1	12	4	0	0	0	0	0	0	0	10	24	10	0	7	.287
*Apr 13	at Ohio State	41	6	12	5	3	2	1	22	3	0	1	1	1	0	0	0	12	27	10	2	12	.287
Apr 17	BOWLING GREEN STA	33	10	12	9	4	0	1	19	7	0	4	0	1	0	1	0	7	27	9	0	8	.289
*Apr 20	NORTHWESTERN	29	4	5	1	2	0	0	7	3	0	0	1	0	0	0	0	7	27	9	0	4	.287
*Apr 21	NORTHWESTERN	29	3	6	2	0	0	0	6	3	0	3	1	0	1	0	2	2	27	10	0	6	.285
*Apr 21	NORTHWESTERN	35	10	14	10	3	0	2	23	4	0	0	2	1	0	0	1	4	27	17	0	6	.288
*Apr 26	RUTGERS	38	8	14	7	2	0	2	22	6	0	1	0	2	0	0	2	3	27	13	0	14	.290
*Apr 27	RUTGERS	31	10	7	10	0	0	2	13	6	0	2	0	3	0	1	1	4	27	7	1	7	.289
*Apr 28	RUTGERS	34	4	7	4	1	0	1	11	7	0	3	0	1	0	0	1	9	30	12	1	9	.287
*May 03	at Maryland	34	10	9	9	3	0	1	15	8	0	1	0	0	0	2	1	8	27	11	1	7	.286
*May 04	at Maryland	36	10	11	10	3	0	1	17	9	1	6	1	3	0	1	0	9	27	5	0	12	.287
*May 05	at Maryland	36	13	11	12	4	0	2	21	10	0	1	0	3	0	1	1	11	27	4	2	10	.287
May 07	MICHIGAN STATE	31	7	8	6	0	1	1	13	6	0	3	0	2	0	2	0	4	27	9	0	10	.287
May 08	EASTERN MICHIGAN	34	10	13	9	4	1	1	22	6	0	1	0	1	1	2	0	2	27	14	0	10	.289
*May 10	INDIANA	36	4	9	4	0	0	0	9	1	0	0	0	1	0	0	0	15	27	15	4	7	.288
*May 11	INDIANA	41	8	16	8	6	0	0	22	2	0	3	0	0	0	1	0	7	27	2	0	9	.290
*May 12	INDIANA	42	6	12	6	4	0	0	16	4	0	1	0	1	1	0	0	12	33	10	5	12	.290
May 14	at Kentucky	34	4	8	4	1	0	2	15	2	0	1	0	0	0	1	0	9	24	10	0	6	.289
*May 16	at Nebraska	32	2	7	2	1	0	1	11	2	0	0	0	1	0	0	2	7	24	10	3	6	.288
*May 17	at Nebraska	30	0	2	0	1	0	0	3	6	0	0	0	0	0	0	0	10	24	9	1	9	.284
*May 17	at Nebraska	37	10	12	10	0	0	3	21	5	0	0	0	2	0	1	1	4	27	8	0	8	.285
May 22	vs Ohio State	28	1	1	1	0	0	0	1	8	0	2	0	0	0	1	0	10	27	15	0	9	.281
May 23	vs Illinois	32	5	7	5	3	0	0	10	4	0	0	0	0	1	0	0	7	27	8	0	6	.280
May 24	vs Maryland	37	10	13	8	4	0	0	17	6	0	4	0	2	2	1	0	8	27	10	0	11	.281
May 25	vs Nebraska	46	18	19	16	2	0	1	24	6	0	2	1	1	0	0	1	5	27	12	1	8	.285
May 25	vs Nebraska	32	3	6	3	1	0	0	7	5	0	0	0	2	0	1	0	7	27	9	2	10	.283
May 31	vs Creighton	35	6	10	6	1	0	3	20	2	0	0	0	1	0	1	1	9	27	11	0	6	.283
Jun 01	vs Cincinnati	36	10	12	9	2	0	2	20	7	0	2	0	2	0	1	1	6	27	11	1	9	.284
Jun 02	vs Creighton	38	7	11	7	4	1	2	23	6	2	1	0	1	0	0	0	8	27	8	0	11	.284
Jun 03	vs Creighton	37	17	13	15	3	1	1	21	8	0	3	0	2	2	0	0	12	27	9	2	8	.285
Jun 07	at UCLA	31	3	5	3	2	0	0	7	1	0	0	0	0	0	1	0	9	27	10	2	3	.283
Jun 08	at UCLA	41	4	9	4	2	0	1	14	1	0	2	0	1	2	1	0	9	36	9	5	6	.282
Jun 09	at UCLA	32	4	6	4	1	1	0	9	4	1	2	0	0	0	1	0	9	27	11	1	6	.281
Jun 15	vs Texas Tech	33	5	8	4	0	1	0	10	4	0	1	0	1	0	1	2	6	27	8	0	7	.280
Jun 17	vs Florida State	34	2	7	2	0	0	1	10	2	0	2	1	0	0	0	0	17	27	5	0	7	.279
Jun 21	vs Texas Tech	38	15	14	14	3	0	2	23	12	0	1	0	3	0	0	0	11	27	14	0	14	.281
Totals		2355	477	661	438	145	15	72	1052	341	7	102	23	66	19	40	36	528	1827	694	68	566	.281



## PITCHING GAME-BY-GAME STATS

The Automated ScoreBook  
Team Game-by-Game for Michigan (as of Jun 22, 2019)  
Pitching (All games)

Date	Opponent	ip	h	r	er	bb	so	2b	3b	hr	wp	bk	hbp	dp	ibb	score	w-l	sv	era
Feb 15	vs Binghamton	9.0	7	0	0	1	9	0	0	0	1	0	1	1	0	10-0	1-0	1	0.00
Feb 16	vs Binghamton	9.0	4	4	1	1	13	1	0	0	2	0	0	0	0	5-4	2-0	2	0.50
Feb 17	vs Binghamton	9.0	8	2	2	3	10	4	0	0	0	0	0	1	0	12-2	3-0	2	1.00
Feb 22	at The Citadel	9.0	1	0	0	0	13	0	0	0	0	0	0	0	0	2-0	4-0	2	0.75
Feb 23	at The Citadel	9.0	4	1	1	1	9	0	0	1	0	0	1	0	0	9-1	5-0	2	0.80
Feb 24	at The Citadel	9.0	6	3	3	8	14	0	0	0	1	0	1	0	0	6-3	6-0	3	1.17
Mar 01	at CSUN	9.0	4	1	1	1	13	1	0	1	1	0	0	3	0	2-1	7-0	4	1.14
Mar 03	at CSUN	9.0	5	2	2	5	7	0	0	0	0	0	1	0	0	4-2	8-0	5	1.25
Mar 03	at CSUN	8.0	9	5	4	2	10	1	0	2	0	0	1	0	0	2-5	8-1	5	1.58
Mar 05	at Long Beach State	8.0	11	8	7	6	3	2	0	0	0	1	1	0	0	7-8	8-2	5	2.15
Mar 08	at UCLA	9.0	8	5	5	4	10	2	1	0	0	1	1	0	0	7-5	9-2	6	2.41
Mar 09	at USC	8.0	7	4	4	3	6	0	0	0	1	0	0	1	0	1-4	9-3	6	2.57
Mar 10	vs Oklahoma St.	10.0	6	3	3	6	16	0	0	1	0	0	1	1	0	2-3	9-4	6	2.58
Mar 14	MANHATTAN	9.0	4	1	1	1	8	1	0	0	0	0	1	0	0	5-1	10-4	6	2.47
Mar 15	MANHATTAN	9.0	9	2	2	3	9	3	0	0	0	0	0	2	0	23-2	11-4	6	2.44
Mar 16	MANHATTAN	9.0	7	7	4	4	7	0	0	1	2	0	2	0	0	16-7	12-4	7	2.54
Mar 17	MANHATTAN	7.0	3	0	0	1	2	1	0	0	0	0	2	1	0	4-0	13-4	7	2.42
Mar 19	WESTERN MICHIGAN	9.0	6	5	5	5	4	1	0	0	1	0	4	1	0	12-5	14-4	7	2.56
Mar 21	at Texas Tech	8.0	11	11	3	9	8	3	0	0	1	0	0	0	0	2-11	14-5	7	2.60
Mar 22	at Texas Tech	8.0	14	10	9	4	6	5	1	0	0	0	0	0	0	3-10	14-6	7	2.95
Mar 23	at Texas Tech	8.0	8	8	8	6	5	3	0	3	2	0	0	0	0	5-8	14-7	7	3.21
Mar 23	vs Stetson	9.0	11	6	6	2	5	5	1	1	0	0	2	0	0	16-6	15-7	7	3.35
Mar 27	SAN JOSE STATE	7.0	4	0	0	1	2	0	0	0	0	0	1	0	0	1-0	16-7	8	3.23
Mar 27	SAN JOSE STATE	7.0	5	0	0	2	6	0	0	0	0	0	1	0	0	3-0	17-7	9	3.12
*Mar 29	at Michigan State	9.0	5	3	3	1	5	2	0	0	0	0	0	0	0	6-3	18-7	9	3.11
*Mar 30	MICHIGAN STATE	9.0	5	2	2	7	9	0	0	0	8	0	0	3	0	16-2	19-7	9	3.07
Apr 03	TOLEDO	9.0	9	2	0	3	11	0	0	0	0	0	0	1	0	8-2	20-7	9	2.95
*Apr 05	MINNESOTA	9.0	6	6	6	4	9	2	0	2	0	0	1	0	0	4-6	20-8	9	3.06
*Apr 06	MINNESOTA	9.0	8	3	3	3	10	0	0	1	2	0	1	1	0	5-3	21-8	9	3.06
*Apr 07	MINNESOTA	9.0	7	0	0	4	12	1	0	0	2	0	1	3	0	8-0	22-8	9	2.95
Apr 09	INDIANA STATE	10.0	11	8	6	2	6	4	0	1	2	0	2	2	1	7-8	22-9	9	3.04
Apr 10	INDIANA STATE	6.0	7	4	4	4	6	1	0	0	0	0	3	1	0	6-4	23-9	9	3.11
*Apr 12	at Ohio State	8.0	13	10	10	2	4	1	1	2	1	0	0	0	0	5-10	23-10	9	3.34
*Apr 13	at Ohio State	8.0	13	10	6	4	14	3	1	3	0	0	0	2	0	4-10	23-11	9	3.43
*Apr 13	at Ohio State	9.0	8	2	0	3	8	0	0	0	0	0	1	1	0	6-2	24-11	9	3.33
Apr 17	BOWLING GREEN STA	9.0	11	5	5	5	11	4	0	0	2	0	1	1	0	10-5	25-11	9	3.38
*Apr 20	NORTHWESTERN	9.0	6	1	1	2	10	4	0	0	1	0	0	0	0	4-1	26-11	10	3.31
*Apr 21	NORTHWESTERN	9.0	6	2	2	2	8	2	0	0	0	0	1	0	0	3-2	27-11	11	3.28
*Apr 21	NORTHWESTERN	9.0	7	1	1	5	6	1	0	0	1	1	2	4	0	10-1	28-11	11	3.21
*Apr 26	RUTGERS	9.0	4	3	3	3	8	0	0	0	0	0	1	0	0	8-3	29-11	11	3.21
*Apr 27	RUTGERS	9.0	6	1	1	2	8	0	0	0	0	0	0	1	0	10-1	30-11	11	3.15
*Apr 28	RUTGERS	10.0	3	1	1	5	6	1	0	0	1	0	1	0	0	4-1	31-11	11	3.09
*May 03	at Maryland	9.0	6	7	4	6	9	2	0	2	2	0	2	2	0	10-7	32-11	12	3.11
*May 04	at Maryland	9.0	9	4	4	2	7	3	0	3	0	0	1	0	0	10-4	33-11	12	3.13
*May 05	at Maryland	9.0	5	1	0	7	10	0	0	0	2	0	0	0	0	13-1	34-11	12	3.06
May 07	MICHIGAN STATE	9.0	6	0	0	1	12	1	0	0	1	0	0	0	0	7-0	35-11	12	2.99
May 08	EASTERN MICHIGAN	9.0	7	1	1	4	7	2	0	0	1	0	1	1	0	10-1	36-11	12	2.95
*May 10	INDIANA	9.0	12	10	7	3	8	5	0	0	1	0	2	1	0	4-10	36-12	12	3.04
*May 11	INDIANA	9.0	10	10	10	4	12	3	0	3	1	0	2	1	1	8-10	36-13	12	3.18
*May 12	INDIANA	11.0	5	5	3	9	13	0	0	0	1	0	0	2	1	6-5	37-13	12	3.16
May 14	at Kentucky	8.0	6	7	7	5	5	2	0	0	0	1	8	1	0	4-7	37-14	12	3.25
*May 16	at Nebraska	8.0	7	5	2	1	8	0	0	0	1	0	2	1	0	2-5	37-15	12	3.23
*May 17	at Nebraska	8.0	12	7	7	3	8	0	0	2	3	0	1	0	0	0-7	37-16	12	3.31
*May 17	at Nebraska	9.0	9	8	8	6	10	1	0	2	0	0	1	1	0	10-8	38-16	13	3.40
May 22	vs Ohio State	9.0	3	2	2	6	5	1	0	0	0	0	1	1	1	1-2	38-17	13	3.38
May 23	vs Illinois	9.0	8	4	4	3	13	2	0	0	2	0	1	2	0	5-4	39-17	13	3.39
May 24	vs Maryland	9.0	9	4	4	1	10	1	0	3	1	0	1	0	0	10-4	40-17	13	3.40
May 25	vs Nebraska	9.0	11	8	8	4	9	2	0	2	1	0	3	0	0	18-8	41-17	14	3.48
May 25	vs Nebraska	9.0	7	7	4	13	13	1	0	0	4	0	1	0	0	3-7	41-18	14	3.49
May 31	vs Creighton	9.0	6	0	0	2	8	0	0	0	1	0	0	0	0	6-0	42-18	14	3.43
Jun 01	vs Cincinnati	9.0	8	4	3	2	12	3	0	0	0	0	1	1	0	10-4	43-18	14	3.42
Jun 02	vs Creighton	9.0	9	11	10	8	8	2	0	2	2	0	2	0	1	7-11	43-19	14	3.53
Jun 03	vs Creighton	9.0	11	6	5	5	8	2	1	3	0	0	2	0	0	17-6	44-19	14	3.55
Jun 07	at UCLA	9.0	4	2	2	2	9	0	0	0	0	0	0	1	0	3-2	45-19	15	3.53
Jun 08	at UCLA	12.0	9	5	2	10	8	1	0	1	0	1	1	3	3	4-5	45-20	15	3.49
Jun 09	at UCLA	9.0	8	2	2	0	8	1	1	1	2	0	1	0	0	4-2	46-20	16	3.46
Jun 15	vs Texas Tech	9.0	9	3	3	2	7	2	0	1	1	0	0	0	0	5-3	47-20	17	3.46
Jun 17	vs Florida State	9.0	3	0	0	0	10	2	0	0	1	0	2	0	0	2-0	48-20	17	3.40
Jun 21	vs Texas Tech	9.0	7	3	3	4	8	0	0	0	0	0	1	2	0	15-3	49-20	18	3.40
Totals		609.0	503	278	230	253	591	98	7	44	60	5	73	51	8	477-278	49-20	18	3.40

## MICHIGAN SITUATIONAL STATS

## WOLVERINE BITES

Overall record.....	49-20
Conference.....	16-7
Non-Conf.....	33-13
Home.....	22-4
Away.....	14-12
Neutral.....	13-4
Day.....	40-12
Night.....	9-8
vs Left.....	15-10
vs Right.....	34-10

1-Run games.....	7-5
2-Run games.....	9-2
5+Run games.....	24-6
Extra inns.....	2-3
Shutouts.....	9-1

Scoring 0-2 runs.....	4-7
Scoring 3-5 runs.....	13-9
Scoring 6-9 runs.....	12-4
Scoring 10+ runs.....	20-0
Opponent 0-2 runs.....	27-1
Opponent 3-5 runs.....	16-5
Opponent 6-9 runs.....	6-7
Opponent 10+ runs.....	0-7
Scored in 1st inning.....	24-6
Scores first.....	38-6
Opp. scores first.....	11-14

After 6 leading.....	44-4
After 6 trailing.....	1-14
After 6 tied.....	3-2
After 7 leading.....	42-4
After 7 trailing.....	0-16
After 7 tied.....	3-0
After 8 leading.....	42-1
After 8 trailing.....	1-16
After 8 tied.....	2-3

Hit 0 home runs.....	15-7
Hit 1 home run.....	20-9
Hit 2+ home runs.....	14-4
Opponent 0 home runs.....	36-9
Opponent 1 home run.....	7-3
Opponent 2+ HRs.....	6-8

Made 0 errors.....	23-9
Made 1 error.....	18-2
Made 2+ errors.....	8-9
Opp. made 0 errors.....	12-10
Opp. made 1 error.....	14-7
Opp. made 2+ errors.....	23-3

Out-hit opponent.....	41-8
Out-hit by opponent.....	6-10
Hits are tied.....	2-2

## MONTHLY RECORD

U-M in February.....	6-0
U-M in March.....	13-7
U-M in April.....	12-4
U-M in May.....	11-7
U-M in June.....	7-2

## DAYS OF THE WEEK

U-M on Monday.....	2-0
U-M on Tuesday.....	2-3
U-M on Wednesday.....	6-1
U-M on Thursday.....	2-2
U-M on Friday.....	13-6
U-M on Saturday.....	14-6
U-M on Sunday.....	10-3

## WINNING AND LOSING STREAKS

Longest winning streak.....	13
Longest losing streak.....	3
Last 10 games.....	8-2
Last 15 games.....	11-4
Last 20 games.....	13-7
Current streak.....	won 4
Largest winning margin.....	21 runs
Largest losing margin.....	9 runs

## PITCHING

Kauffmann Starts.....	13-6
Criswell Starts.....	13-4
Henry Starts.....	12-5
Beers Starts.....	1-1
Paige Starts.....	3-1
Keizer Starts.....	1-0
Smith Starts.....	3-1
Pace Starts.....	1-0
Cleveland Starts.....	2-1

## ◆ INNING-BY-INNING SCORING

	1	2	3	4	5	6	7	8	9	EX	TOTAL
MICHIGAN	51	44	64	52	51	87	52	53	19	4	477
OPPONENTS	19	12	49	31	39	36	35	31	23	3	278

## ◆ REACHED-BASE STREAK

## Name..... Longest ..... Current

2 Blomgren, Jack.....	33.....	1
22 Brewer, Jordan.....	32.....	5
42 Nwogu, Jordan.....	30.....	3
7 Franklin, Jesse.....	23.....	3
10 Nelson, Blake.....	17.....	1
3 Lewis, Miles.....	15.....	-
4 Thomas, Ako.....	12.....	4
15 Kerr, Jimmy.....	12.....	5
5 Bullock, Christan.....	9.....	2
0 Donovan, Joe.....	7.....	3
9 Schmidt, Matthew.....	5.....	-
12 Bertram, Riley.....	4.....	4
11 Salter, Harrison.....	4.....	1
13 Clementi, Dominic.....	4.....	-
28 Carratini, Keaton.....	1.....	-
51 Van Remortel, Jack.....	1.....	1

## ◆ WOLVERINE HITTING STREAKS

## Name..... Longest ... Current

2 Blomgren, Jack.....	15.....	1
42 Nwogu, Jordan.....	12.....	3
7 Franklin, Jesse.....	9.....	2
10 Nelson, Blake.....	8.....	1
22 Brewer, Jordan.....	8.....	-
5 Bullock, Christan.....	6.....	1
4 Thomas, Ako.....	6.....	4
3 Lewis, Miles.....	6.....	-
0 Donovan, Joe.....	6.....	-
15 Kerr, Jimmy.....	5.....	5
12 Bertram, Riley.....	3.....	3
11 Salter, Harrison.....	3.....	1
13 Clementi, Dominic.....	3.....	-
51 Van Remortel, Jack.....	1.....	-
9 Schmidt, Matthew.....	1.....	-

## ◆ WOLVERINE MULTI-RBI GAMES

## Name..... 2 ..... 3 ..... 4 ..... 5+ ..... Total

15 Kerr, Jimmy.....	13.....	3.....	1.....	1.....	18
7 Franklin, Jesse.....	8.....	4.....	3.....	-.....	15
2 Blomgren, Jack.....	12.....	1.....	-.....	1.....	14
22 Brewer, Jordan.....	8.....	3.....	-.....	2.....	13
42 Nwogu, Jordan.....	8.....	3.....	1.....	-.....	12
3 Lewis, Miles.....	11.....	1.....	-.....	-.....	12
10 Nelson, Blake.....	8.....	2.....	-.....	-.....	10
0 Donovan, Joe.....	2.....	6.....	1.....	-.....	9
4 Thomas, Ako.....	8.....	1.....	-.....	-.....	9
5 Bullock, Christan.....	2.....	-.....	1.....	-.....	3
11 Salter, Harrison.....	2.....	-.....	-.....	-.....	2
12 Bertram, Riley.....	-.....	1.....	-.....	-.....	1
9 Schmidt, Matthew.....	1.....	-.....	-.....	-.....	1
13 Clementi, Dominic.....	1.....	-.....	-.....	-.....	1
TEAM.....	84.....	25.....	7.....	4.....	120

## ◆ WOLVERINE MULTI-HIT GAMES

## Name..... 2 ..... 3 ..... 4 ..... 5+ ..... Total

22 Brewer, Jordan.....	16.....	8.....	-.....	-.....	24
10 Nelson, Blake.....	15.....	6.....	-.....	-.....	21
42 Nwogu, Jordan.....	14.....	4.....	1.....	-.....	19
15 Kerr, Jimmy.....	12.....	4.....	1.....	1.....	18
2 Blomgren, Jack.....	12.....	3.....	-.....	1.....	16
7 Franklin, Jesse.....	11.....	3.....	1.....	-.....	15
3 Lewis, Miles.....	9.....	6.....	-.....	-.....	15
0 Donovan, Joe.....	12.....	1.....	-.....	-.....	13
4 Thomas, Ako.....	7.....	5.....	-.....	-.....	12
5 Bullock, Christan.....	6.....	2.....	-.....	-.....	8
13 Clementi, Dominic.....	2.....	-.....	-.....	-.....	2
12 Bertram, Riley.....	1.....	-.....	1.....	-.....	2
11 Salter, Harrison.....	1.....	-.....	-.....	-.....	1
TEAM.....	118.....	42.....	4.....	2.....	166

## ◆ 2019 STARTERS SUMMARY

	Position												Batting Order									
Player	GS	p	c	1b	2b	3b	ss	lf	cf	rf	of	dh	1st	2nd	3rd	4th	5th	6th	7th	8th	9th	
15 Kerr, Jimmy	69	.	.	51	.	18	.	.	.	.	.	.	.	.	1	31	8	22	4	2	1	
2 Blomgren, Jack	67	.	.	.	.	.	67	.	.	.	.	.	.	3	5	4	2	3	28	7	15	
7 Franklin, Jesse	65	.	.	.	.	.	.	62	.	.	.	3	.	57	1	1	.	1	4	1	.	
42 Nwogu, Jordan	62	.	.	.	.	.	.	14	.	.	.	48	57	.	5	.	.	.	.	.	.	
4 Thomas, Ako	61	.	.	.	61	.	.	.	.	.	.	.	11	.	2	.	.	1	6	9	32	
10 Nelson, Blake	61	.	.	.	7	51	.	.	.	.	.	3	.	.	.	.	38	9	4	10	.	
3 Lewis, Miles	59	.	.	.	.	.	.	43	.	15	.	1	.	.	1	31	11	10	5	1	.	
22 Brewer, Jordon	59	.	.	17	.	.	.	3	38	.	.	1	.	1	51	.	2	4	1	.	.	
0 Donovan, Joe	57	.	57	.	.	.	.	.	.	.	.	.	.	.	.	.	1	3	2	15	32	4
5 Bullock, Christan	28	.	.	.	.	.	.	8	4	16	.	.	.	2	.	.	1	15	2	3	5	
37 Kauffmann, Karl	19	19	.	.	.	.	.	.	.	.	.	.	.	.	.	.	.	.	.	.	.	
47 Henry, Tommy	18	18	.	.	.	.	.	.	.	.	.	.	.	.	.	.	.	.	.	.	.	
13 Clementi, Dominic	17	.	.	.	.	.	.	4	.	.	.	13	1	6	3	1	4	2	.	.	.	
17 Criswell, Jeff	17	17	.	.	.	.	.	.	.	.	.	.	.	.	.	.	.	.	.	.	.	
11 Salter, Harrison	10	.	10	.	.	.	.	.	.	.	.	.	.	.	.	.	.	.	2	8	.	
40 Smith, Angelo	4	4	.	.	.	.	.	.	.	.	.	.	.	.	.	.	.	.	.	.	.	
25 Paige, Isaiah	4	4	.	.	.	.	.	.	.	.	.	.	.	.	.	.	.	.	.	.	.	
12 Bertram, Riley	3	.	.	1	.	2	.	.	.	.	.	.	.	.	.	.	.	.	.	.	3	
35 Cleveland, Walker	3	3	.	.	.	.	.	.	.	.	.	.	.	.	.	.	.	.	.	.	.	
29 Beers, Blake	2	2	.	.	.	.	.	.	.	.	.	.	.	.	.	.	.	.	.	.	.	
24 Buckley, Casey	2	.	2	.	.	.	.	.	.	.	.	.	.	.	.	.	.	.	1	1	.	
9 Schmidt, Matthew	1	.	1	.	.	.	.	.	.	.	.	.	.	.	.	.	.	.	1	.	.	
14 Keizer, Benjamin	1	1	.	.	.	.	.	.	.	.	.	.	.	.	.	.	.	.	.	.	.	
32 Pace, Joe	1	1	.	.	.	.	.	.	.	.	.	.	.	.	.	.	.	.	.	.	.	

## MISCELLANEOUS STATS

## ◆ MICHIGAN TEAM SUPERLATIVES

## TEAM BATTING

At bats:	46	vs Nebraska (May 25, 2019 at Omaha, Neb.)
Runs scored:	23	vs Manhattan (Mar 15, 2019)
Hits:	19	vs Manhattan (Mar 16, 2019)
	19	vs Nebraska (May 25, 2019 at Omaha, Neb.)
RBIs:	19	vs Manhattan (Mar 15, 2019)
Doubles:	8	vs Michigan State (Mar 30, 2019)
Triples:	2	vs Binghamton (Feb 17, 2019 at Port St. Lucie, Fla.)
	2	at Ohio State (Apr 13, 2019)
Home runs:	4	vs Michigan State (Mar 30, 2019)
Total bases:	38	vs Michigan State (Mar 30, 2019)
Walks:	12	vs Texas Tech (Jun 21, 2019 at Omaha, Neb.)
Strikeouts:	17	vs Florida State (Jun 17, 2019 at Omaha, Neb.)
Sac hits:	2	(4 games)
Sac flies:	3	vs Binghamton (Feb 17, 2019 at Port St. Lucie, Fla.)
Stolen bases:	6	at The Citadel (Feb 23, 2019)
	6	at Maryland (May 04, 2019)
Hit by pitch:	4	vs Minnesota (Apr 06, 2019)
Caught stealing:	2	at Texas Tech (Mar 23, 2019)
	2	vs Toledo (Apr 03, 2019)
	2	vs Northwestern (Apr 21, 2019)
Runners LOB:	14	vs Minnesota (Apr 06, 2019)
	14	vs Rutgers (Apr 26, 2019)
	14	vs Texas Tech (Jun 21, 2019 at Omaha, Neb.)
Hit into DP:	3	vs Binghamton (Feb 15, 2019 at Port St. Lucie, Fla.)

## TEAM FIELDING

Putouts:	36	vs UCLA (Jun 08, 2019)
Assists:	20	vs Western Michigan (Mar 19, 2019)
Errors:	5	vs Binghamton (Feb 16, 2019 at Port St. Lucie, Fla.)
	5	vs Indiana (May 12, 2019)
	5	vs UCLA (Jun 08, 2019)
Passed balls:	3	vs Indiana State (Apr 09, 2019)
DPs turned:	4	vs Northwestern (Apr 21, 2019)

## TEAM PITCHING

Innings pitched:	12.0	vs UCLA (Jun 08, 2019)
Runs allowed:	11	at Texas Tech (Mar 21, 2019)
	11	vs Creighton (Jun 02, 2019 at Corvallis, Ore.)
Earned runs:	10	at Ohio State (Apr 12, 2019)
	10	vs Indiana (May 11, 2019)
	10	vs Creighton (Jun 02, 2019 at Corvallis, Ore.)
Walks allowed:	13	vs Nebraska (May 25, 2019 at Omaha, Neb.)
Strikeouts:	16	vs Oklahoma St. (Mar 10, 2019 at Los Angeles, Calif)
Hits allowed:	14	at Texas Tech (Mar 22, 2019)
Doubles allowed:	5	at Texas Tech (Mar 22, 2019)
	5	vs Stetson (Mar 23, 2019 at Lubbock, Texas)
	5	vs Indiana (May 10, 2019)
Triples allowed:	1	(7 games)
Homers allowed:	3	(6 games)
Wild pitches:	8	vs Michigan State (Mar 30, 2019)
Hit batters:	8	at Kentucky (May 14, 2019)

## ◆ MICHIGAN PLAYER SUPERLATIVES

## INDIVIDUAL BATTING

At bats:	6	(11 games)
Runs scored:	5	Kerr, Jimmy vs Michigan State (Mar 30, 2019)
Hits:	5	Blomgren, Jack vs Manhattan (Mar 15, 2019)
	5	Kerr, Jimmy vs Michigan State (Mar 30, 2019)
RBIs:	7	Brewer, Jordon vs Manhattan (Mar 15, 2019)
Doubles:	2	(15 games)
Triples:	1	(15 games)
Home runs:	2	(5 games)
Total bases:	13	Kerr, Jimmy vs Michigan State (Mar 30, 2019)
Walks:	3	(10 games)
Strikeouts:	4	Franklin, Jesse vs Indiana (May 10, 2019)
	4	Donovan, Joe vs Nebraska (May 25, 2019 at Omaha, Neb.)
Sac hits:	1	(19 games)
Sac flies:	2	Franklin, Jesse vs Michigan State (May 07, 2019)
Stolen bases:	3	Bullock, Christian at The Citadel (Feb 23, 2019)
	3	Brewer, Jordon at Maryland (May 04, 2019)
	3	Brewer, Jordon vs Creighton (Jun 03, 2019 at Corvallis, Ore.)
Hit by pitch:	2	Blomgren, Jack vs Nebraska (May 25, 2019 at Omaha, Neb.)
Caught stealing:	2	Blomgren, Jack vs Northwestern (Apr 21, 2019)
Runners LOB:	6	Thomas, Ako at Texas Tech (Mar 23, 2019)
	6	Franklin, Jesse vs Stetson (Mar 23, 2019 at Lubbock, Texas)
	6	Franklin, Jesse vs Indiana State (Apr 09, 2019)

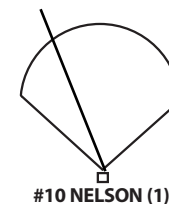
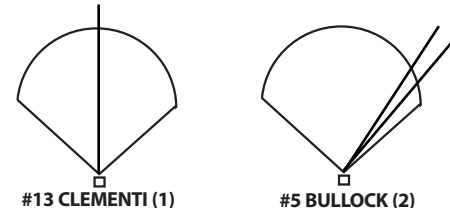
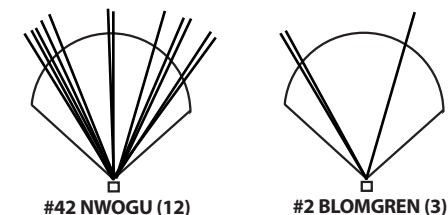
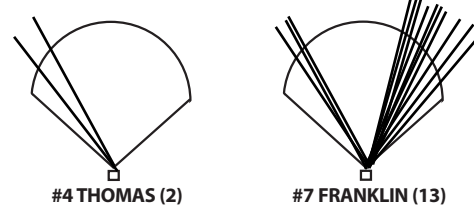
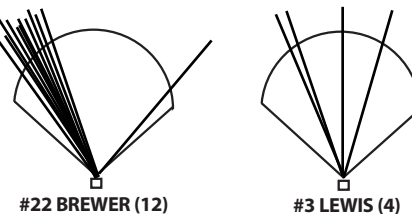
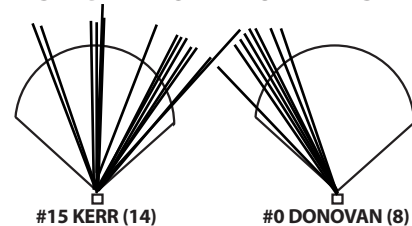
## INDIVIDUAL FIELDING

Putouts:	16	Donovan, Joe vs Oklahoma St. (Mar 10, 2019 at Los Angeles, Calif)
	16	Kerr, Jimmy vs Indiana State (Apr 09, 2019)
Assists:	7	Kerr, Jimmy at Long Beach State (Mar 05, 2019)
	7	Thomas, Ako vs Indiana State (Apr 09, 2019)
Errors:	4	Nelson, Blake vs Binghamton (Feb 16, 2019 at Port St. Lucie, Fla.)
Passed balls:	3	Donovan, Joe vs Indiana State (Apr 09, 2019)

## INDIVIDUAL PITCHING

Innings pitched:	9.0	Henry, Tommy at The Citadel (Feb 22, 2019)
	9.0	Henry, Tommy vs Florida State (Jun 17, 2019 at Omaha, Neb.)
Runs allowed:	9	Kauffmann, Karl at Ohio State (Apr 13, 2019)
Earned runs:	7	Henry, Tommy at Ohio State (Apr 12, 2019)
	7	Kauffmann, Karl vs Indiana (May 10, 2019)
	7	Henry, Tommy vs Indiana (May 11, 2019)
Walks allowed:	5	Criswell, Jeff vs Northwestern (Apr 21, 2019)
	5	Kauffmann, Karl vs Ohio State (May 22, 2019 at Omaha, Neb.)
Strikeouts:	13	Henry, Tommy at The Citadel (Feb 22, 2019)
Hits allowed:	11	Kauffmann, Karl at Ohio State (Apr 13, 2019)
	11	Kauffmann, Karl vs Indiana (May 10, 2019)
Doubles allowed:	5	Kauffmann, Karl vs Indiana (May 10, 2019)
Triples allowed:	1	(7 games)
Homers allowed:	3	Kauffmann, Karl at Ohio State (Apr 13, 2019)
Wild pitches:	4	Kauffmann, Karl vs Michigan State (Mar 30, 2019)
Hit batters:	3	Cleveland, Walker at Kentucky (May 14, 2019)

## ◆ MICHIGAN HOME RUN TRACKER





## MISCELLANEOUS STATS

## THE LAST TIME IT HAPPENED

## ◆ A MICHIGAN HITTER...

Feat	Date	Player/Opponent
Hit Two HR in an inning	4/5/06	Mike Schmidt vs. CMU (3rd inn.)
Hit Two HR in a game	6/21/19	Jimmy Kerr vs. Texas Tech (W, 15-3)
	6/3/19	Jimmy Kerr vs. Creighton (L, 11-7)
	3/30/19	Jimmy Kerr vs. Michigan State (W, 16-2)
	3/23/19	Jordan Brewer vs. Stetson (W, 16-6)
	3/15/19	Jordan Brewer vs. Manhattan (W, 23-2)
	5/9/18	Jordan Nwogu at Mich. St. (W, 10-2)
	3/23/18	Jonathan Engelmans vs. Mich. St. (W, 12-3)
	4/1/17	Drew Lugbauer vs. Penn State (W, 15-2)
Hit Three HR in a game	4/1/16	Matt Ramsay at Northwestern (W, 12-4)
	2/19/10	Coley Crank vs. JSU (W, 19-11)
Hit Back-to-Back HRs	3/23/19	Franklin/Brewer vs. Stetson (6th inn.)
	3/16/17	Lugbauer/Brdar vs. NIU (3rd inn.)
	3/25/12	Crank/Lorenz vs. IPFW (5th inn.)
Hit Back-to-Back-to-Back HRs	5/15/10	LaMarre/Berset/Crank vs. Northwestern (6th inn.)
Hit Leadoff HR (Game)	6/1/19	Jordan Nwogu vs. Creighton
	4/26/19	Jordan Nwogu vs. Rutgers
	3/1/19	Ako Thomas at Cal-State Northridge
	5/4/18	Jordan Nwogu at Rutgers
Hit Pinch Hit HR	4/1/17	Joe Pace vs. Penn State (8th inn.)
	3/27/11	Coley Crank vs. MSU (7th inn.)
Hit Grand Slam	3/16/19	Jordan Brewer vs. Manhattan (4th inn.)
	3/15/19	Jordan Brewer vs. Manhattan (3rd inn.)
	2/16/18	Hector Gutierrez vs. Army (6th inn.)
Hit Inside the Park HR	5/9/18	Jordan Nwogu at Mich. St. (7th inn.)
	3/19/16	Drew Lugbauer at #22 Okla. State (4th inn.)
	4/21/13	Travis Maezes vs. Northwestern (3rd inn.)
Hit "Walk-Off" HR	4/28/19	Joe Donovan vs. Rutgers (W, 4-1)
	3/19/17	Drew Lugbauer vs. NIU (W, 7-4)
	5/16/10	Mike Dufek vs. Northwestern (W, 15-14)
Hit "Walk-Off" Grand Slam	5/17/02	Mike Sokol vs. Purdue (W, 6-3)
Hit HR From Both Sides	3/5/97	Bobby Scales at Rollins (W, 15-8)
		Left-handed 1st inning - Grand Slam
		Right-handed 8th inning - 3-run homer

## ◆ A MICHIGAN PITCHER...

FEAT	DATE	PLAYER/OPPONENT
Threw a CG Shutout (9 inn.)	6/17/2019	Tommy Henry vs. Florida State (W, 2-0)
	(9 inn.) 2/22/19	Tommy Henry at The Citadel (W, 2-0)
	(9 inn.) 5/5/17	Oliver Jaskie vs. Ohio State (W, 6-0)
	(7 inn.) 3/26/16	Brett Adcock vs. UIC (W, 5-0)
Threw a No-Hitter	(9 inn.) 5/15/71	Jim Burton at Wisconsin (W, 3-0)
	(7 inn.) 4/3/94	Ron Hollis vs. MSU (W, 4-0)
Threw a Combined No-Hitter	(9 inn.) 4/9/85	vs. Wayne State (W, 21-1)
		Casey Close (W) & John Grettenburg

## ◆ MICHIGAN...

FEAT	DATE	OPPONENT
Turned a Triple Play	4/29/00	at Penn State (3rd inn.)
Shutout an Opponent (9 inn.)	6/17/2019	vs. Florida State (2-0)
	(9 inn.) 5/31/2019	vs. Creighton (6-0)
	(9 inn.) 5/7/2019	vs. Michigan State (7-0)
	(9 inn.) 4/7/2019	vs. Minnesota (8-0)
	(7 inn.) 3/27/19	vs. San Jose State (3-0)
	(7 inn.) 3/27/19	vs. San Jose State (1-0)
	(7 inn.) 3/17/19	vs. Manhattan (4-0)
	(9 inn.) 2/22/19	at The Citadel (2-0)
	(9 inn.) 2/15/19	vs. Binghamton (10-0)

## ◆ 2018 STARTERS SUMMARY (returners only)

Player	GS	Position										Batting Order									
		p	c	1b	2b	3b	ss	lf	cf	rf	of	dh	1st	2nd	3rd	4th	5th	6th	7th	8th	9th
18 Blomgren, Jack	52	.	.	.	.	.	52	.	.	.	.	.	.	.	.	.	.	2	5	45	
4 Thomas, Ako	45	.	.	.	43	.	2	.	.	.	.	.	44	.	.	.	1	.	.	.	
5 Bullock, Christan	44	.	.	.	.	.	.	.	.	41	.	3	.	26	.	.	4	11	1	2	.
7 Franklin, Jesse	41	.	.	36	.	.	.	2	.	1	.	2	.	.	2	23	3	6	3	4	.
10 Nelson, Blake	39	.	.	.	6	33	.	.	.	.	.	.	.	2	.	10	9	9	7	1	1
3 Lewis, Miles	37	.	.	.	.	.	.	17	.	9	.	11	.	7	1	6	8	5	9	1	.
42 Nwogu, Jordan	35	.	.	.	.	.	.	34	.	.	.	1	8	.	.	.	8	9	10	.	.
13 Clementi, Dominic	33	.	.	.	.	.	.	1	.	3	.	29	2	17	.	4	5	2	1	2	.
15 Kerr, Jimmy	19	.	.	.	5	14	.	.	.	.	.	.	.	.	.	.	.	4	4	5	6
11 Salter, Harrison	18	.	17	.	.	.	.	.	.	.	.	1	.	.	.	1	.	.	2	13	2
47 Henry, Tommy	15	15	.	.	.	.	.	.	.	.	.	.	.	.	.	.	.	.	.	.	.
37 Kauffmann, Karl	14	14	.	.	.	.	.	.	.	.	.	.	.	.	.	.	.	.	.	.	.
21 Dragani, Ben	11	11	.	.	.	.	.	.	.	.	.	.	.	.	.	.	.	.	.	.	.
9 Schmidt, Matthew	7	.	.	7	.	.	.	.	.	.	.	.	.	.	.	3	1	.	.	3	.
0 Donovan, Joe	6	.	6	.	.	.	.	.	.	.	.	.	.	.	.	.	.	.	5	1	.
29 Beers, Blake	1	1	.	.	.	.	.	.	.	.	.	.	.	.	.	.	.	.	.	.	.

◆ RECORD BY DEFENSE  
STARTING LINEUP BY POSITION  
(# Starts, Team record when starter)

<b>PITCHER:</b>		
37 Karl Kauffmann	18	(13-6)
47 Tommy Henry	17	(12-6)
17 Jeff Criswell	17	(13-4)
25 Isaiah Paige	4	(3-1)
40 Angelo Smith	4	(3-1)
35 Walker Cleveland	3	(2-1)
29 Blake Beers	2	(1-1)
14 Benjamin Keizer	1	(1-0)
32 Joe Pace	1	(1-0)

<b>CATCHER:</b>		
0 Joe Donovan	55	(40-17)
11 Harrison Salter	10	(8-2)
24 Casey Buckley	2	(1-1)

<b>FIRST BASE:</b>		
15 Jimmy Kerr	49	(36-15)
22 Jordan Brewer	17	(12-5)
9 Matthew Schmidt	1	(1-0)

<b>SECOND BASE:</b>		
4 Ako Thomas	59	(42-19)
10 Blake Nelson	7	(6-1)
12 Riley Bertram	1	(1-0)

<b>THIRD BASE:</b>		
10 Blake Nelson	49	(36-15)
15 Jimmy Kerr	18	(13-5)

<b>SHORTSTOP:</b>		
2 Jack Blomgren	65	(48-19)
12 Riley Bertram	2	(1-1)

<b>LEFT FIELD:</b>		
3 Miles Lewis	43	(28-16)
42 Jordan Nwogu	14	(11-3)
5 Christan Bullock	6	(6-1)
13 Dominic Clementi	4	(4-0)

<b>CENTER FIELD:</b>		
7 Jesse Franklin	60	(43-19)
5 Christan Bullock	4	(3-1)
22 Jordan Brewer	3	(3-0)

<b>RIGHT FIELD:</b>		
22 Jordan Brewer	36	(25-13)
5 Christan Bullock	16	(12-4)
3 Miles Lewis	15	(12-3)

<b>DESIGNATED HITTER:</b>		
42 Jordan Nwogu	46	(31-17)
13 Dominic Clementi	13	(10-3)
10 Blake Nelson	3	(3-0)
7 Jesse Franklin	3	(3-0)
3 Miles Lewis	1	(1-0)
22 Jordan Brewer	1	(1-0)

◆ RECORD BY DEFENSE  
STARTING LINEUP BY POSITION  
(# Starts, Team record when starter)

<b>LEADOFF:</b>		
42 Jordan Nwogu	55	(39-18)
4 Ako Thomas	11	(9-2)
13 Dominic Clementi	1	(1-0)

<b>2ND SPOT:</b>		
7 Jesse Franklin	55	(42-15)
13 Dominic Clementi	6	(4-2)
2 Jack Blomgren	3	(3-0)
5 Christan Bullock	2	(0-2)
22 Jordan Brewer	1	(0-1)

<b>3RD SPOT:</b>		
22 Jordan Brewer	49	(36-15)
2 Jack Blomgren	5	(3-2)
42 Jordan Nwogu	5	(3-2)
13 Dominic Clementi	3	(3-0)
4 Ako Thomas	2	(1-1)
15 Jimmy Kerr	1	(1-0)
3 Miles Lewis	1	(1-0)
7 Jesse Franklin	1	(1-0)

<b>CLEANUP:</b>		
3 Miles Lewis	31	(20-11)
15 Jimmy Kerr	29	(23-8)
2 Jack Blomgren	4	(3-1)
0 Joe Donovan	1	(1-0)
13 Dominic Clementi	1	(1-0)
7 Jesse Franklin	1	(1-0)

<b>5TH SPOT:</b>		
10 Blake Nelson	36	(28-10)
3 Miles Lewis	11	(7-4)
15 Jimmy Kerr	8	(5-3)
13 Dominic Clementi	4	(4-0)
0 Joe Donovan	3	(0-3)
2 Jack Blomgren	2	(2-0)
22 Jordan Brewer	2	(2-0)
5 Christan Bullock	1	(1-0)

<b>6TH SPOT:</b>		
15 Jimmy Kerr	22	(16-6)
5 Christan Bullock	13	(12-3)
3 Miles Lewis	10	(7-3)
10 Blake Nelson	9	(7-2)
22 Jordan Brewer	4	(2-2)
2 Jack Blomgren	3	(2-1)
13 Dominic Clementi	2	(1-1)
0 Joe Donovan	2	(2-0)
7 Jesse Franklin	1	(0-1)
4 Ako Thomas	1	(0-1)

<b>7TH SPOT:</b>		
2 Jack Blomgren	26	(20-8)
0 Joe Donovan	15	(13-2)
4 Ako Thomas	6	(2-4)
3 Miles Lewis	5	(4-1)
10 Blake Nelson	4	(2-2)
7 Jesse Franklin	4	(1-3)
15 Jimmy Kerr	4	(4-0)
5 Christan Bullock	2	(2-0)
22 Jordan Brewer	1	(1-0)

<b>8TH SPOT:</b>		
0 Joe Donovan	30	(23-9)
10 Blake Nelson	10	(8-2)
4 Ako Thomas	9	(8-1)
2 Jack Blomgren	7	(3-4)
5 Christan Bullock	3	(2-1)
11 Harrison Salter	2	(1-1)
15 Jimmy Kerr	2	(0-2)
9 Matthew Schmidt	1	(1-0)
24 Casey Buckley	1	(1-0)
7 Jesse Franklin	1	(1-0)
3 Miles Lewis	1	(1-0)

<b>9TH SPOT:</b>		
4 Ako Thomas	30	(22-10)
2 Jack Blomgren	15	(12-3)
11 Harrison Salter	8	(7-1)
5 Christan Bullock	5	(5-0)
0 Joe Donovan	4	(1-3)
12 Riley Bertram	3	(2-1)
15 Jimmy Kerr	1	(0-1)
24 Casey Buckley	1	(0-1)

## MICHIGAN MLB DRAFT SELECTIONS

## Total MLB Draft Selections: 184

## Through 2019 Draft (1965-2019)

## Player, Team, Round (and pick if 1st round)

## \* indicates player did not sign

Note: June Secondary Draft occurred from 1966-1985;  
January Secondary Draft occurred from 1966-1985

## 2019

Tommy Henry, Arizona Diamondbacks, 2nd  
Karl Kauffmann, Colorado Rockies, 2nd  
Jordan Brewer, Houston Astros, 3rd  
Jack Weisenburger, Oakland Athletics, 20th  
Jimmy Kerr, Detroit Tigers, 33rd

## 2018

William Tribucher, Colorado Rockies, 14th  
Jayce Vancena, Detroit Tigers, 31st  
Jonathan Engelmann, Cleveland Indians, 31st

## 2017 (Led NCAA Division I)

Oliver Jaskie, Seattle Mariners, 6th  
Drew Lugbauer, Atlanta Braves, 11th  
Ryan Nutof, Cincinnati Reds, 16th  
Harrison Wenson, Los Angeles Angels, 24th  
Bryan Pall, Seattle Mariners, 25th  
Jake Bivens, Detroit Tigers, 27th  
Johnny Slater, Seattle Mariners, 28th  
Michael Hendrickson, Cleveland Indians, 28th  
Grant Reuss, Detroit Tigers, 29th  
Mac Lozer, New York Mets, 33rd  
Michael Brdar, St. Louis Cardinals, 36th

## 2016

Brett Adcock, Houston Astros, 4th  
Carmen Benedetti, Houston Astros, 12th  
Evan Hill, Detroit Tigers, 24th  
Jackson Lamb, St. Louis Cardinals, 35th\*  
Harrison Wenson, Pittsburgh Pirates, 39th\*

## 2015

Jacob Cronenworth, Tampa Bay Rays, 7th  
Jackson Glines, Chicago White Sox, 10th  
Travis Maezes, Kansas City Royals, 13th

## 2014

James Bourque, Washington Nationals, 14th  
Trent Szkutnik, Detroit Tigers, 20th

## 2013

Michael O'Neill, New York Yankees, 3rd  
Patrick Biondi, New York Mets, 9th

## 2012

No Selections

## 2011

Tyler Mills, St. Louis Cardinals, 9th

## 2010

Ryan LaMarre, Cincinnati Reds, 2nd  
Matt Miller, Milwaukee Brewers, 5th  
Alan Oaks, Florida Marlins, 8th  
Tyler Burgoon, Seattle Mariners, 10th  
Chris Berset, Cincinnati Reds, 20th

## 2009

Chris Fetter, San Diego Padres, 9th

## 2008

Jason Christian, Oakland A's, 5th  
Zach Putnam, Cleveland Indians, 5th  
Adam Abraham, Cleveland Indians, 13th  
Nate Recknagel, Cleveland Indians, 19th  
Michael Powers, New York Mets, 31st

## 2007

Andrew Hess, Detroit Tigers, 19th  
Doug Pickens, Cleveland Indians, 50th

## 2006

Paul Hammond, Detroit Tigers, 35th

## 2005

Chris Getz, Chicago White Sox, 4th  
Clayton Richard, Chicago White Sox, 8th  
Derek Feldkamp, Tampa Bay Devil Rays, 9th  
Jim Brauer, Florida Marlins, 9th  
Michael Penn, Kansas City Royals, 11th  
Kyle Bohm, Toronto Blue Jays, 16th  
Jeff Kunkel, Detroit Tigers, 37th (signed after 2006 season)

## 2004

\*Derek Feldkamp, Toronto Blue Jays, 41st  
\*Jim Brauer, New York Mets, 42nd  
Brandon Roberts, Cincinnati Reds, 45th

## 2003

Jake Fox, Chicago Cubs, 3rd  
Brock Koman, Houston Astros, 9th  
\*Jim Brauer, Colorado Rockies, 17th

## 2002

Rich Hill, Chicago Cubs, 4th  
Bobby Korecky, Philadelphia Phillies, 19th

## 2001

\*Rich Hill, California Angels, 7th  
Bobby Wood, New York Yankees, 24th

## 2000

David Parrish, NY Yankees, 1st (28th pick)

## 1999

J.J. Putz, Seattle, 6th  
Brian Bush, Philadelphia, 12th  
Bobby Scales, San Diego, 14th  
Mike Seestedt, Baltimore, 26th

## 1998

Brian Berryman, San Diego, 7th  
\*J.J. Putz, Minnesota, 17th  
Derek Besco, Detroit, 25th  
\*Mike Cervenak, Oakland A's, 43rd

## 1997

No Selections

## 1996

Kelly Dransfeldt, Texas, 2nd  
\*Brian Steinbach, Milwaukee Brewers, 54th

## 1995

Brian Simmons, Chicago White Sox, 2nd  
Scott Weaver, Detroit, 8th  
Ryan Van Oeveren, Montreal 26th  
Matt Ferullo, New York Mets, 31st

## 1994

Heath Murray, San Diego, 3rd  
Ray Ricken, New York Yankees, 5th  
Ron Hollis, Los Angeles, 10th  
Chris Newton, Detroit, 27th

## 1993

Nate Holdren, Colorado, 16th

## 1992

Dennis Konuszewski, Pittsburgh, 9th

## 1991

Russell Brock, Oakland, 2nd  
Tim Flannelly, New York Yankees, 3rd  
Jason Pfaff, Detroit, 8th  
Mike Matheny, Milwaukee Brewers, 8th  
Andy Fairman, Milwaukee Brewers, 24th  
Dan Ruff, Detroit, 31st

## 1990

Kirt Ojala, New York Yankees, 4th  
Matt Morse, Minnesota, 19th  
Greg Haeger, Detroit, 21st  
\*Greg McMurtry, Detroit, 27th

## 1989

Ross Powell, Cincinnati, 3rd  
Mike Grimes, Oakland, 3rd  
Tim Lata, St. Louis, 36th  
John Locker, Boston, 40th

## 1988

Jim Abbott, California, 1st (8th pick)  
Bill St. Peter, Chicago Cubs, 7th  
Mike Ignasiak, Milwaukee Brewers, 8th  
Steve Finken, Los Angeles, 21st  
\*Mike Gillette, Kansas City Royals, 34th  
Chris Lutz, Chicago Cubs, 43rd  
Tom Brock, Seattle, 46th

## 1987

\*Mike Ignasiak, St. Louis, 4th  
\*Jim Agemy, New York Yankees, 51st

## 1986 (June Regular Phase)

Casey Close, New York Yankees, 7th  
Hal Morris, New York Yankees, 8th  
Dan Disher, Seattle, 10th  
Scott Kamieniecki, New York Yankees, 14th  
David Karasinski, Atlanta, 42nd

## 1985 (June Regular Phase)

Barry Larkin, Cincinnati, 1st (4th pick)  
Mike Watters, Los Angeles, 2nd  
\*Scott Kamieniecki, Milwaukee Brewers, 23rd  
\*Dan Disher, Detroit, 27th

## 1984 (June Regular Phase)

Gary Wayne, Montreal 4th  
\*Gary Grant, Milwaukee Brewers, 16th  
\*Bill Shuta, Detroit, 34th

## 1983 (June Regular Phase)

Rich Stoll, Montreal, 1st (14th pick)  
Chris Sabo, Cincinnati, 2nd  
Dave Kopf, Chicago Cubs, 3rd  
Jeff Jacobson, Baltimore, 11th  
\*Gary Wayne, Oakland, 23rd

## 1982 (June Regular Phase)

Steve Ontiveros, Oakland, 2nd  
Tony Evans, Cincinnati, 6th  
Jim Paciorek, Milwaukee Brewers, 8th  
John Young, Detroit, 19th  
\*Jeff Jacobson, Detroit, 27th

## 1981 (June Regular Phase)

Scot Elam, Toronto, 10th  
\*Jim Paciorek, Cleveland, 14th  
Gerry Hool, Toronto, 15th  
Mark Clinton, Houston, 17th

## 1980 (June Regular Phase)

George Foussianes, Detroit, 36th

## 1979 (June Regular Phase)

Rick Leach, Detroit, 1st (13th pick)  
Steve Howe, Los Angeles, 1st (16th pick)  
Steve Perry, Los Angeles, 1st (25th pick)  
\*George Foussianes, Montreal, 28th

## 1978 (June Regular Phase)

Mike Parker, San Diego, 8th  
\*Rick Leach, Philadelphia, 24th  
David Chapman, Texas, 37th

## 1977

No Selections

## 1976 (June Regular Phase)

Lary Sorensen, Milwaukee Brewers, 8th  
Dick Walterhouse, Pittsburgh, 19th

## 1975 (June Regular Phase)

Chuck Rogers, Chicago Cubs, 8th  
Tom Joyce, Chicago White Sox, 27th  
\*James (Randy) Hackney, Chicago Cubs, 29th

## 1974 (June Regular Phase)

John Lonchar, Minnesota, 7th

## 1973 (June Regular Phase)

June Regular Phase  
Mark Crane, Philadelphia, 13th  
\*Tom Kettinger, Pittsburgh, 30th  
1972 (June Regular Phase)  
Michael Elwood, California, 5th  
Leon Roberts, Detroit, 10th

## 1971 (June Secondary Phase)

Jim Burton, Boston, 1st  
Dan Fife, Detroit, 2nd

## 1970 (June Secondary Phase)

Tom Lundstedt, Chicago Cubs, 1st

## 1969 (June Secondary Phase)

John Hurley, Minnesota, 1st  
June Regular Phase  
Glen Redmon, Chicago White Sox, 19th

## 1968

- January Secondary Phase  
Geoff Zahn, Los Angeles, 5th  
- June Secondary Phase  
Elliott Maddox, Detroit, 1st  
Steve Evans, St. Louis, 1st  
\*John Hurley, Detroit, 2nd  
\*Dave Renkiewicz, Chicago White Sox, 4th  
\*Gerald Christman, San Francisco, 6th

## 1967

- January Secondary Phase  
Nikola Radakovik, Houston, 2nd  
\*Geoff Zahn, Boston, 5th  
\*Bill Zepp, Boston, 7th  
- June Regular Phase  
Leslie Tanona, Detroit, 4th  
\*Keith Spicer, Minnesota, 18th  
- June Secondary Phase  
\*Geoff Zahn, Detroit, 2nd  
\*Dave Renkiewicz, Chicago White Sox, 6th  
\*John Hurley, Chicago White Sox, 15th

## 1966

- January Secondary Phase  
\*Bob Reed, Washington, 2nd  
\*Richard Schryer, Chicago White Sox, 6th  
- June Regular Phase  
Robert Gilhooley, Detroit, 3rd  
\*Nikola Radakovik, Kansas City A's, 10th  
Chandler Simonds, Detroit, 12th  
Ted Sizemore, Los Angeles, 15th  
\*Cazzie Russell, Kansas City A's, 27th  
\*Geoff Zahn, Chicago White Sox, 34th  
- June Secondary Phase  
Bob Reed, Detroit, 2nd  
Richard Schryer, Los Angeles, 2nd  
\*Bill Zepp, Detroit, 8th

## 1965 (June Regular Phase)

\*Bob Reed, Detroit, 4th  
Carl Cmejrek, Baltimore, 24th  
\*Bill Zepp, Milwaukee Braves, 33rd

## Michigan 1st Round Choices

## June Regular Phase Only

Barry Larkin -- 1985, Cincinnati (4th)  
Jim Abbott -- 1988, California (8th)  
Rick Leach -- 1979, Detroit (13th)  
Rich Stoll -- 1983, Montreal (14th)  
Steve Howe -- 1979, Los Angeles (16th)  
Steve Perry -- 1979, Los Angeles (25th)  
David Parrish -- 2000, NY Yankees (28th)

## 1979 - First time three first-round picks from one school

## Active MLB Players

Rich Hill, LHP -- Los Angeles Dodgers  
Clayton Richard, LHP -- Toronto Blue Jays  
James Bourque, RHP -- Washington Nationals

## COACHING STAFF



## THE BAKICH FILE

Birthdate: ..... November 27, 1977  
 Birthplace: ..... San Jose, Calif.  
 High School: ..... Bellarmine (1996)  
 College: ..... East Carolina (2000)

## COACHING EXPERIENCE

2012-present ..... University of Michigan  
 Head Coach  
 2010-2012 ..... University of Maryland  
 Head Coach  
 2003-09 ..... Vanderbilt University  
 Assistant Coach  
 2002 ..... Clemson University  
 Volunteer Assistant Coach

## HONORS &amp; AWARDS

- 2019 NCBWA Coach of the Year
- Baseball America Top-10 Coaches Under 40
- Top 10 Recruiting Class in 2018; highest ever for a Big Ten baseball program
- Top 25 Recruiting Class in 2014
- Top 30 Recruiting Class in 2015
- Top 25 Recruiting Class in 2012
- Top 25 Recruiting Class in 2010
- Top-Ranked Recruiting Class at Vanderbilt (2005)

## COACHING ACHIEVEMENTS

- First career 40 win season in 2017
- 15-Win Improvement at Maryland from 2010-12
- 2004 Super Regional (Vanderbilt)
- Five NCAA Regional Appearances (Vanderbilt)
- 2002 College World Series (Clemson)

## ATHLETIC EXPERIENCE

- East Carolina University (1999-2000)
- All-Baton Rouge Regional team (1999)
- Helped ECU win back-to-back CAA titles

## Erik Bakich Head Coach (7th Season at Michigan)

Erik Bakich was announced as the 19th head coach in the history of Michigan baseball on June 27, 2012 and completed his sixth season with the program in 2018.

Bakich finished his sixth season at Michigan in 2018, posting a 33-21 overall record and a third-place finish in the Big Ten Conference. The season was highlighted by a 20-game win streak that stretched from March to April and marked the program's third-longest win streak in history. The 2018 campaign also featured an 18-3 record at the Wilpon Complex, which marked the program's best win percentage (.857) since the complex was dedicated in 2008. Following a strong regular season, the Wolverines advanced to the Big Ten Tournament for the sixth-straight season under Bakich.

After losing 15 players at the close of the 2017 season, Bakich and the coaching staff brought in a highly touted incoming class of 14, including 12 freshmen and two junior college transfers. The recruiting class was ranked No. 10 in the nation by Baseball America and Collegiate Baseball Newspaper, marking the highest ranking ever for a Big Ten recruiting class. The incoming class played an important role in the team's success in 2018, as Michigan newcomers went on to capture seven freshman all-America awards in addition to six Big Ten Conference postseason accolades.

In his fifth year with the Maize and Blue, Bakich guided the Wolverines to a 42-17 record and a second place finish in the Big Ten Conference, leading Michigan to its 23rd NCAA Tournament appearance in program history and its first at-large berth since 2007. With 40 wins for the first time since 2008, the season was also highlighted by a program record eight All-Big Ten selections, including five first team selections (Oliver Jaskie, Jackson Lamb, Ako Thomas, Michael Brdar, and Drew Lugbauer), two third team selections (Mac Lozer and Johnny Slater), and one All-Freshman Team selection (Tommy Henry). The 2017 campaign also featured a 23-5 record at the Wilpon Complex, which marked the program's best win percentage (.821) since the complex was dedicated in 2008 and helped to attract three of the top-ten largest crowds in program history. The impressive season culminated with the most Major League Baseball draft picks in the country and in Michigan history, as eleven players (Jaskie, Lugbauer, Brdar, Slater, Lozer, Ryan Nutof, Harrison Wenson, Bryan Pall, Jake Bivens, Michael Hendrickson, and Grant Reuss) were selected by and signed with their respective professional teams. In addition to on-field success, the campaign also featured six Academic All-Big Ten selections, one Big Ten Distinguished Scholar, and one CoSIDA Academic All-Region selection.

The 2016 campaign featured a 36-21 overall record for the Wolverines, who were left out of the NCAA Tournament despite defeating two top-25 teams and executing series sweeps of seven different opponents. At the close of the 2016 season, Michigan had garnered five All-Big Ten selections and five Major League Draft picks (Brett Adcock, Carmen Benedetti, Evan Hill, Jackson Lamb, and Harrison Wenson), which marked the program's most the 2012 season. Academically, the season was highlighted by its first CoSIDA Academic All-America selection since 2005 in Cody Bruder, six Academic All-Big Ten selections, and one Big Ten Distinguished Scholar award.

The 2015 season was an exciting one for Michigan, as the Wolverines won the Big Ten Tournament and advanced to a regional for the first time since 2008. Michigan won 39 games in 2015, highlighted by a four-game sweep of the Big Ten Tournament and a runner-up finish in the NCAA Louisville Regional. Bakich coached a first team All-American in Carmen Benedetti (NCBWA) and five All-Big Ten honorees, including first team selections in Benedetti and Jackson Glines. Michigan had four players named to the Big Ten All-Freshman team, including Freshman of the Year Jake Bivens. Three Wolverines (Jacob Cronenworth, Glines and Travis Maezes) were selected in the MLB First-Year Player Draft while Michigan now has eight Louisville Slugger Freshman All-Americans, the most in the nation in that three-year span.

The 2014 edition of the Michigan baseball team won 30 games and finished in a tie for fourth place in the Big Ten Conference. U-M also advanced to the semifinals of the Big Ten Tournament, winning a pair of games in that tournament for the first time since 2008. Bakich coached a pair of All-Big Ten honorees (Jackson Glines - 2nd, Travis Maezes - 3rd) and four Academic All-Big Ten selections. Juniors James Bourque and Trent Szkutnik were both picked in the 2014 MLB First-Year Player Draft and freshman Brett Adcock and Carmen Benedetti were named to both the Big Ten All-Freshman and the Louisville Slugger Freshman All-America teams.

In Bakich's first season in Ann Arbor, he guided the Maize and Blue to 29 wins and 14-10 record in the Big Ten, good for a tie for fifth place. That was a seven-game overall and a six-game conference improvement from 2012. Also, the Wolverines returned to the Big Ten Tournament for the first time since 2010. Bakich coached three All-Big Ten honorees (Michael O'Neill - 1st, Jacob Cronenworth - 2nd, Cole Martin - 3rd) and four Academic All-Big Ten selections. O'Neill also was an ABCA All-Mideast Region first team selection and a third round pick by the New York Yankees in the MLB First-Year Player Draft. A trio of freshmen (Cronenworth, Travis Maezes and Evan Hill) earned Big Ten All-Freshman team honors and were Louisville Slugger Freshman All-Americans.

Bakich came to Ann Arbor after spending three years as the head coach at the University of Maryland. He led the Terrapins to a 32-24 record in 2012, which was a 15-win improvement from his first season in College Park. Maryland started the season by taking 2-of-3 games at UCLA, which went on to earn a No. 2 national seed and a berth in the College World Series. The Terps also enjoyed wins over Purdue, East Carolina and St. John's in the non-conference slate and North Carolina, Virginia, Miami, N.C. State and Florida State in Atlantic Coast Conference action. Maryland had a 3.21 team earned-run average, which was third in the ACC. Bakich also had four players drafted from the 2012 team in this year's MLB First-Year Player Draft, including Alfredo Rodriguez, who was picked in the 17th round by the Milwaukee Brewers.

## ERIK BAKICH'S YEAR-BY-YEAR COACHING RECORD

OVERALL					CONFERENCE			POSTSEASON		NOTES
YEAR	W	L	T	PCT.	W	L	PCT.	PLACE	ROUND	
<b>MARYLAND (3 Seasons)</b>					<b>Atlantic Coast</b>					
2010	17	39	-	.304	5	25	.167	6th		
2011	21	35	-	.375	5	25	.167	6th		
2012	34	24	-	.586	10	20	.333	T-5th		
<b>MICHIGAN (7th Season)</b>					<b>Big Ten</b>					
2013	29	27	-	.518	14	10	.583	T-5th	Big Ten Tournament	Two MLB Draft Picks
2014	30	29	1	.508	13	11	.542	T-4th	Big Ten Tournament	Two MLB Draft Picks
2015	39	25	-	.609	14	10	.583	T-3rd	NCAA Regional (2nd)	Big Ten Tournament Champions; Three MLB Draft Picks
2016	36	21	-	.632	13	10	.565	6th	Big Ten Tournament	Five All-Big Ten Selections; Five MLB Draft Picks
2017	42	17	-	.712	16	8	.667	2nd	NCAA Regional (4th)	First 40-win season since '08; Program-record 11 MLB Draft Picks
2018	33	21	-	.611	15	8	.652	3rd	Big Ten Tournament	20-game win streak; Three MLB Draft Picks
2019	49	20	-	.710	16	7	.696	2nd	College World Series	First CWS berth since 1984; Five MLB Draft Picks
<b>CAREER</b>	<b>330</b>	<b>258</b>	<b>1</b>	<b>.560</b>	<b>121</b>	<b>134</b>	<b>.475</b>			
<b>AT U-M</b>	<b>258</b>	<b>160</b>	<b>1</b>	<b>.617</b>	<b>101</b>	<b>64</b>	<b>.612</b>			



**COACH + SUPPORT STAFF****Nick Schnabel** Assistant Coach/Recruiting Coordinator**7th Season at Michigan**

- Recruited Michigan's 15-man incoming class in 2018 - perhaps the most highly-touted class in program history - which was ranked No. 10 by both Baseball America and Collegiate Baseball Newspaper and marked the highest ranking a Big Ten class has ever earned.
- Came to Michigan with Erik Bakich after serving as the hitting instructor, infield coach and recruiting coordinator at East Carolina for three seasons.
- Mentored six All-Conference USA selections during his three seasons with the Pirates.
- Also spent two seasons at Liberty as the hitting instructor and recruiting coordinator and a pair of seasons at the U.S. Military Academy, serving as Army's hitting instructor and working with the infielders.

**Chris Fetter** Assistant Coach/Pitching**2nd Season at Michigan**

- Guided Michigan pitchers to a 3.46 earned run average during the 2018 campaign, which ranked 23rd-best in the nation and third-lowest in the Big Ten. The Wolverines also finished atop the conference with just 7.64 hits allowed per game, which ranked 12th in the country.
- Came to Michigan in the summer of 2017 after serving as the minor league pitching coordinator for the Los Angeles Dodgers.
- Four-year letterwinner at Michigan and All-American; ranks first in the U-M Baseball record book for innings pitched (332.1)
- Previously coached at Ball State University (2016), where he guided the Cardinals to a 4.31 team earned run average, which ranked second in the Mid-American Conference.

**Michael Brdar** Volunteer Coach**2nd Season at Michigan (1st as Volunteer Coach)**

- Came to Michigan in January of 2018 as the team's program assistant before being elevated to Volunteer Assistant Coach in the summer of 2018.
- Graduated from Michigan in 2017 after spending two years as the team's shortstop. As a senior in 2017, he led Michigan with a .351 batting average and was named an All-Big Ten First Team selection.
- Was selected by the St. Louis Cardinals in the 36th round of the 2017 draft and played one season of rookie ball before returning to Michigan.

**Wayne Welton** Director of Operations**8th Season at Michigan**

- Was the Wolverines' volunteer coach in 2012 and transitioned to the role of Director of Operations in 2013.
- Was the head baseball coach at Chelsea High School in Chelsea, Mich., for 32 years, where he had a record of 767-357-11 and a 1991 Class B state title.
- Was the Director of Athletics at Chelsea for 22 years, guiding 24 varsity programs with 90-plus coaches. He was named the Regional Athletic Director of the Year by the MIAAA in 2010.

**Jeremy Kelch** Video Coordinator/Player Development**5th Season at Michigan**

- Joined the Michigan staff in 2014 and is responsible for providing player development plans for student-athletes as well as training student managers in video operations and scouting strategy.
- Helps to provide the coaching staff with statistical analysis of in-game situations and opportunities for player growth.
- Spent 14 seasons with the Detroit Tigers as a video coordinator and advance scout.

**Ryan Chipka** Program Assistant**1st Season at Michigan**

- Came to Michigan in the fall of 2018 after serving as an assistant coach at the University of Toledo for the 2018 season.
- Was the Director of Player Development and Scouting at Norfolk State University in 2017.
- Graduated from Rochester College in 2012 and served as an assistant coach in 2013. Was named the Head Coach of the baseball program in 2014.



## POSITION PLAYER NOTES



## ◆ AT MICHIGAN

- 2019 All-Big Ten Third Team
- Career debut: Feb. 16, 2018 vs. Army
- First career start: March 3, 2018 at Stanford (C)
- First career home run: Feb. 17, 2019 vs. Binghamton (Port St. Lucie, Fla.)

## ◆ PREP / DRAFT

- 2017 MLB Draft: Chicago Cubs, 33rd Round
- Career: Holds 47 career and single season records at Westmont HS
- Career: Ranks top five in Illinois High School Baseball history in hits, doubles, runs scored; tied 10th in home runs; 13th in RBI
- 2017 Rawlings-Perfect Game Honorable Mention All-American Central
- 2017 Rawlings-Perfect Game Pre-Season All-American
- 2017 Collegiate Baseball All-American 1st Team
- 2017 Louisville Slugger All-American 1st Team
- 2017 IHSA All-State 1st Team

## #0 - JOE DONOVAN

C • R/R • 5-10 • 180 • SO. • CLARENDON HILLS, ILL. (WESTMONT HS)

Year	Avg	GP	GS	AB	R	H	2B	3B	HR	RBI	TB	SLG%	BB	HBP	SO	GDP	OB%	SF	SH	SB	ATT	PO	A	E	FLD%
2018	.250	14	6	24	5	6	1	0	0	3	7	.292	3	0	11	0	.333	0	0	0	1	46	5	1	.981
2019	.237	60	57	198	38	47	12	0	8	36	83	.419	19	6	51	5	.317	4	3	0	2	469	56	6	.989
<b>TOTAL</b>	<b>.239</b>	<b>74</b>	<b>63</b>	<b>222</b>	<b>43</b>	<b>53</b>	<b>13</b>	<b>0</b>	<b>8</b>	<b>39</b>	<b>90</b>	<b>.405</b>	<b>22</b>	<b>6</b>	<b>62</b>	<b>5</b>	<b>.319</b>	<b>4</b>	<b>3</b>	<b>0</b>	<b>3</b>	<b>515</b>	<b>61</b>	<b>7</b>	<b>.988</b>

## Season Highs

## Career Highs

Runs	3	vs. Minnesota, Apr. 7, 2019	Runs	3	vs. Minnesota, Apr. 7, 2019
Hits	3	vs. Mich. St., Mar. 30, 2019	Hits	3	vs. Mich. St., Mar. 30, 2019
RBI	4	vs. Rutgers, Apr. 27, 2019	RBI	4	vs. Rutgers, Apr. 27, 2019
Doubles	2	vs. Creighton, June 2, 2019	Doubles	2	vs. Creighton, June 2, 2019
Triples	-		Triples	-	
Home Runs	1	8x; last: at UCLA, June 8, 2019	Home Runs	1	8x; last: at UCLA, June 8, 2019
Walks	3	vs. Manhattan, March 15, 2019	Walks	3	vs. Manhattan, March 15, 2019
Stolen Bases	-		Stolen Bases	-	



## ◆ AT MICHIGAN

- 2019 All-Big Ten Second Team
- Career debut: Feb. 16, 2018 vs. Army
- First career start: Feb. 16, 2018 vs. Army

## ◆ PREP

- 2017 Rawlings-Perfect Game Honorable Mention All-American Central
- 2017 First Team All Big-Eight Conference
- 2017 District Player of the Year
- 2017 Honor Roll
- 2016 First Team All Big-Eight Conference
- 2016 District Player of the Year
- 2016 Second Team All-State
- 2016 Perfect Game Underclass Honorable Mention
- Broke all-time school records in stolen bases, runs scored, HBP, & BB

## #2 - JACK BLOMGREN

IF • R/R • 5-10 • 180 • SO. • MILTON, WIS. (JANESVILLE CRAIG HS)

Year	Avg	GP	GS	AB	R	H	2B	3B	HR	RBI	TB	SLG%	BB	HBP	SO	GDP	OB%	SF	SH	SB	ATT	PO	A	E	FLD%
2018	.216	52	52	162	21	35	7	0	1	18	45	.278	27	9	40	3	.355	2	5	5	5	87	146	13	.947
2019	.304	67	67	230	38	70	8	2	3	47	91	.396	34	12	48	8	.411	6	3	7	11	84	179	8	.970
<b>TOTAL</b>	<b>.268</b>	<b>119</b>	<b>119</b>	<b>392</b>	<b>59</b>	<b>105</b>	<b>15</b>	<b>2</b>	<b>4</b>	<b>65</b>	<b>136</b>	<b>.347</b>	<b>61</b>	<b>21</b>	<b>88</b>	<b>11</b>	<b>.388</b>	<b>8</b>	<b>8</b>	<b>12</b>	<b>16</b>	<b>171</b>	<b>325</b>	<b>21</b>	<b>.959</b>

## Season Highs

## Career Highs

Runs	4	vs. Manhattan, March 15, 2019	Runs	4	vs. Manhattan, March 15, 2019
Hits	5	vs. Manhattan, March 15, 2019	Hits	5	vs. Manhattan, March 15, 2019
RBI	5	vs. Manhattan, March 15, 2019	RBI	5	vs. Manhattan, March 15, 2019
Doubles	2	vs. Nebraska, May 25, 2019	Doubles	2	2x; last: vs. Nebraska, May 25, 2019
Triples	1	2x; last: vs. San Jose State, Mar. 27, 2019	Triples	1	2x; last: vs. San Jose State, Mar. 27, 2019
Home Runs	1	3x; last: at Nebraska, May 17, 2019	Home Runs	1	4x; last: at Nebraska, May 17, 2019
Walks	3	vs. Toledo, Apr. 3, 2019	Walks	3	vs. Toledo, Apr. 3, 2019
Stolen Bases	1	7x; last: vs. Texas Tech, June 21, 2019	Stolen Bases	2	2x; last: vs Central Mich., Mar 28, 2018

## POSITION PLAYER NOTES



## ◆ AT MICHIGAN

• Michigan debut: Feb. 17, 2017 vs. Seton Hall

## ◆ AT PREP/NORTH DAKOTA

- All-Big Rivers Conference 1st Team
- All-District 1st Team
- All-State
- Perfect Game National Showcase 2013
- Academic All-State in Baseball, Football and Basketball
- 2015 pre season WAC Freshman of the Year by Baseball America
- 2016 Western Athletic Conference Freshman of the Year
- 2016 Western Athletic Conference 2nd Team

## #3 - MILES LEWIS

OF • B/R • 6-1 • 215 • R-SR. • HUDSON, WIS. (HUDSON HS/UNIVERSITY OF NORTH DAKOTA)

Year	Avg	GP	GS	AB	R	H	2B	3B	HR	RBI	TB	SLG%	BB	HBP	SO	GDP	OB%	SF	SH	SB	ATT	PO	A	E	FLD%
2017	.296	59	59	216	41	64	14	1	1	33	83	.384	29	3	39	3	.381	4	5	19	23	76	2	2	.975
2018	.230	42	37	135	25	31	8	0	3	24	48	.356	18	1	21	4	.318	3	4	3	6	42	1	0	1.000
2019	.265	62	59	223	43	59	16	2	4	31	91	.408	28	7	48	1	.364	0	1	10	16	77	3	0	1.000
<b>TOTAL</b>	<b>.268</b>	<b>163</b>	<b>155</b>	<b>574</b>	<b>109</b>	<b>154</b>	<b>38</b>	<b>3</b>	<b>8</b>	<b>88</b>	<b>222</b>	<b>.387</b>	<b>75</b>	<b>11</b>	<b>108</b>	<b>8</b>	<b>.360</b>	<b>7</b>	<b>10</b>	<b>32</b>	<b>45</b>	<b>195</b>	<b>6</b>	<b>2</b>	<b>.990</b>

## Season Highs

Runs	3	vs. Toledo, Apr. 3, 2019
Hits	3	6x; last: vs. Indiana, May 11, 2019
RBI	3	2x; last: at The Citadel, Feb. 23, 2019
Doubles	2	2x; last: vs. Mich. St., Mar. 30, 2019
Triples	1	2x; last: vs. Manhattan, March 16, 2019
Home Runs	1	4x; last: at Maryland, May 5, 2019
Walks	3	vs. Western Mich., Mar. 19, 2019
Stolen Bases	2	2x; last: vs. Minnesota, Apr. 7, 2019

## Career Highs

Runs	3	4x; last: vs. Toledo, Apr. 3, 2019
Hits	4	3x; last: at Eastern Mich., May 2, 2018
RBI	3	3x; last: at The Citadel, Feb. 23, 2019
Doubles	2	6x; last: vs. Mich. St., Mar. 30, 2019
Triples	1	3x; last: vs. Manhattan, March 16, 2019
Home Runs	1	7x; last: at Maryland, May 5, 2019
Walks	3	2x; last: vs. Western Mich., Mar. 19, 2019
Stolen Bases	3	at Purdue, May 14, 2017



## ◆ AT MICHIGAN

- 2018 NCBWA Preseason All-America Third Team selection
- 2017 All-Big Ten Conference First Team selection (2B)
- Led Michigan freshmen with 53 appearances and 52 starts in 2016
- Led the Big Ten Conference with 11 sacrifice bunts in 2016
- Collegiate debut: vs. Canisius (Feb. 19, 2016)

## ◆ PREP

- 2015 state runner-up title
- 2013 state championship
- 2014 Chicago Catholic League All-Conference Recognition as a junior
- 2014 Illinois High School Association First Team All-State
- 2015 Daily Southtown's First Team All-Area team
- 2015 Chicago Catholic League All-Conference team selection
- Spent the 2011 season playing for USA Baseball
- Four-year Honor Roll recipient and member of the National Honor Society

## #4 - AKO THOMAS

IF • R/R • 5-7 • 165 • SR. • CHICAGO, ILL. (MOUNT CARMEL HS)

Year	Avg	GP	GS	AB	R	H	2B	3B	HR	RBI	TB	SLG%	BB	HBP	SO	GDP	OB%	SF	SH	SB	ATT	PO	A	E	FLD%
2016	.258	53	52	155	30	40	3	1	0	16	45	.290	30	4	24	5	.387	2	11	1	2	71	116	11	.944
2017	.354	47	43	164	41	58	7	0	0	21	65	.396	28	6	19	1	.462	1	1	23	28	66	113	1	.994
2018	.272	45	45	180	38	49	10	0	0	22	59	.328	28	2	19	2	.371	3	1	15	17	91	129	9	.961
2019	.265	61	61	215	37	57	15	1	2	30	80	.372	28	5	45	2	.361	1	2	2	4	104	166	9	.968
<b>TOTAL</b>	<b>.286</b>	<b>206</b>	<b>201</b>	<b>714</b>	<b>146</b>	<b>204</b>	<b>35</b>	<b>2</b>	<b>2</b>	<b>89</b>	<b>249</b>	<b>.349</b>	<b>114</b>	<b>17</b>	<b>107</b>	<b>10</b>	<b>.393</b>	<b>7</b>	<b>15</b>	<b>41</b>	<b>51</b>	<b>332</b>	<b>524</b>	<b>30</b>	<b>.966</b>

## Season Highs

Runs	3	vs. Northwestern, Apr. 21, 2019
Hits	3	5x; last: vs. Northwestern, Apr. 21, 2019
RBI	3	vs. Nebraska, May 25, 2019
Doubles	2	vs. Indiana State, Apr. 9, 2019
Triples	1	at Ohio State, Apr. 13, 2019
Home Runs	1	2x; last: at Nebraska, May 16, 2019
Walks	3	vs. Texas Tech, June 21, 2019
Stolen Bases	1	2x; last: vs. Stetson, Mar. 23, 2019

## Career Highs

Runs	3	4x; last: vs. Northwestern, Apr. 21, 2019
Hits	4	2x; last: vs. Michigan State, Apr 18, 2017
RBI	3	4x; last: vs. Nebraska, May 25, 2019
Doubles	2	vs. Indiana State, Apr. 9, 2019
Triples	1	2x; last: at Ohio State, Apr. 13, 2019
Home Runs	1	2x; last: at Nebraska, May 16, 2019
Walks	3	3x; last: vs. Texas Tech, June 21, 2019
Stolen Bases	4	vs Seton Hall, Feb 19, 2017

## POSITION PLAYER NOTES



## ◆ AT MICHIGAN

- 2019 Corvallis Regional All-Tournament Team - Outfield
- Career debut: at Santa Clara, Feb. 26, 2017

## ◆ PREP

- Led team to first ever City Championship in Morgan Park history
- Final four in city championship Regional
- Sectional, Super Regional Champions
- Super Sectional
- 4th place State champions

## #5 - CHRISTAN BULLOCK

OF • L/L • 5-10 • 175 • JR. • CHICAGO, ILL. (MORGAN PARK HS)

Year	Avg	GP	GS	AB	R	H	2B	3B	HR	RBI	TB	SLG%	BB	HBP	SO	GDP	OB%	SF	SH	SB	ATT	PO	A	E	FLD%
2017	.067	17	1	15	4	1	0	0	0	2	1	.067	1	0	3	0	.118	1	1	3	4	2	0	0	1.000
2018	.262	48	44	168	28	44	10	1	1	18	59	.351	14	3	40	1	.326	2	4	18	23	81	4	4	.955
2019	.280	43	28	107	27	30	6	2	2	14	46	.430	20	2	36	0	.400	1	1	13	15	46	2	1	.980
<b>TOTAL</b>	<b>.259</b>	<b>108</b>	<b>73</b>	<b>290</b>	<b>59</b>	<b>75</b>	<b>16</b>	<b>3</b>	<b>3</b>	<b>34</b>	<b>106</b>	<b>.366</b>	<b>35</b>	<b>5</b>	<b>79</b>	<b>1</b>	<b>.344</b>	<b>4</b>	<b>6</b>	<b>34</b>	<b>42</b>	<b>129</b>	<b>6</b>	<b>5</b>	<b>.964</b>

## Season Highs

Runs	3	vs. Nebraska, May 25, 2019
Hits	3	2x; last: vs. Nebraska, May 25, 2019
RBI	4	vs. Northwestern, Apr. 21, 2019
Doubles	1	6x; last: at UCLA, June 9, 2019
Triples	1	2x; last: at UCLA, June 9, 2019
Home Runs	1	2x; last: vs. Creighton, May 31, 2019
Walks	3	vs. Texas Tech, June 21, 2019
Stolen Bases	3	at The Citadel, Feb. 23, 2019

## Career Highs

Runs	3	2x; last: vs. Nebraska, May 25, 2019
Hits	3	8x; last: vs. Nebraska, May 25, 2019
RBI	4	vs. Northwestern, Apr. 21, 2019
Doubles	2	vs. Western Mich., Mar 21, 2018
Triples	1	3x; last: at UCLA, June 9, 2019
Home Runs	1	2x; last: vs. Northwestern, Apr. 21, 2019
Walks	3	vs. Texas Tech, June 21, 2019
Stolen Bases	3	at The Citadel, Feb. 23, 2019



## ◆ AT MICHIGAN

- Career debut: Feb. 16, 2018 vs. Army

## ◆ PREP

- Career: 27 HR and 103 RBI
- 2017 Collegiate Baseball High School Pre-Season All-American
- 2017 Rawlings-Perfect Game Honorable Mention All-American (CA)
- 2017 Bay League MVP
- 2017 CIF Southern Section Division 1 - 1st Team
- 2017 Cal-Hi All-State Baseball 1st Team
- 2017 MaxPreps 1st-Team California Large Schools Baseball Team
- 2017 Season as Hitter: 10 HR, 25 RBI, .412 BA, 24 BB, .595 OBP
- 2017 Season as Pitcher: 58 K in 56.1 IP

## #6 - DANNY ZIMMERMAN

IF • R/R • 6-4 • 225 • SO. • REDONDO BEACH, CALIF. (REDONDO UNION HS)

Year	Avg	GP	GS	AB	R	H	2B	3B	HR	RBI	TB	SLG%	BB	HBP	SO	GDP	OB%	SF	SH	SB	ATT	PO	A	E	FLD%
2018	.000	1	0	1	0	0	0	0	0	0	0	.000	0	0	0	0	.000	0	0	0	0	0	0	1	.000
<b>TOTAL</b>	<b>.000</b>	<b>1</b>	<b>0</b>	<b>1</b>	<b>0</b>	<b>0</b>	<b>0</b>	<b>0</b>	<b>0</b>	<b>0</b>	<b>0</b>	<b>.000</b>	<b>0</b>	<b>0</b>	<b>0</b>	<b>0</b>	<b>.000</b>	<b>0</b>	<b>0</b>	<b>0</b>	<b>0</b>	<b>0</b>	<b>0</b>	<b>1</b>	<b>.000</b>

## Season Highs

Runs	-
Hits	-
RBI	-
Doubles	-
Triples	-
Home Runs	-
Walks	-
Stolen Bases	-

## Career Highs

Runs	-
Hits	-
RBI	-
Doubles	-
Triples	-
Home Runs	-
Walks	-
Stolen Bases	-

## POSITION PLAYER NOTES



## ◆ AT MICHIGAN

- 2019 All-Big Ten Third Team
- 2019 Big Ten Player to Watch
- 2018 All-Big Ten Freshman Team
- Big Ten Freshman of the Week (April 23)
- Big Ten Co-Player/Freshman of the Week (April 16, 2018)
- Big Ten Freshman of the Week (April 2)
- Career debut: Feb. 16, 2018 vs. Army
- First career start: Feb. 16, 2018 vs. Army (designated hitter)

## ◆ PREP

- Drafted in the 37th round to the Seattle Mariners in 2017
- 2017 Gatorade Player of the Year
- 2017 Seattle Prep Varsity Team Captain (BA .571 with 4 HRs, 21 RBIs, 11/11 SB)
- 2017 1st Team All-State
- 2017 Seattle Times Star Times All-Area player
- 2017 WIAA Home Run Derby Champion
- 2017 Washington Athletic 101 Club Scholar-Athlete Award
- 2017 Rawlings-Perfect Game All-America Honorable Mention
- 2017 Perfect Game All-American West

## #7 - JESSE FRANKLIN

IF/OF • L/L • 6-1 • 215 • SO. • SEATTLE, WASH. (SEATTLE PREP)


Year	Avg	GP	GS	AB	R	H	2B	3B	HR	RBI	TB	SLG%	BB	HBP	SO	GDP	OB%	SF	SH	SB	ATT	PO	A	E	FLD%
2018	.327	47	41	165	31	54	11	1	10	47	97	.588	14	4	34	3	.379	7	0	4	6	320	14	3	.991
2019	.262	65	65	248	59	65	14	1	13	54	120	.484	50	6	49	5	.392	5	0	4	4	132	4	1	.993
<b>TOTAL</b>	<b>.288</b>	<b>112</b>	<b>106</b>	<b>413</b>	<b>90</b>	<b>119</b>	<b>25</b>	<b>2</b>	<b>23</b>	<b>101</b>	<b>217</b>	<b>.525</b>	<b>64</b>	<b>10</b>	<b>83</b>	<b>8</b>	<b>.387</b>	<b>12</b>	<b>0</b>	<b>8</b>	<b>10</b>	<b>452</b>	<b>18</b>	<b>4</b>	<b>.992</b>

## Season Highs

Runs	4	vs. Creighton, June 3, 2019
Hits	4	vs. Creighton, June 3, 2019
RBI	4	4x; last: vs. Texas Tech, June 21, 2019
Doubles	2	at Maryland, May 5, 2019
Triples	1	vs. Creighton, June 3, 2019
Home Runs	1	13x; last: vs. Florida State, June 17, 2019
Walks	2	11x; last: vs. Texas Tech, June 15, 2019
Stolen Bases	1	4x; last: vs. Maryland, May 24, 2019

## Career Highs

Runs	4	vs. Creighton, June 3, 2019
Hits	4	2x; last: vs. Creighton, June 3, 2019
RBI	5	at Rutgers, May 05, 2018
Doubles	2	2x; last: at Maryland, May 5, 2019
Triples	1	2x; last: vs. Creighton, June 3, 2019
Home Runs	1	23x; last: vs. Florida State, June 17, 2019
Walks	2	15x; last: vs. Texas Tech, June 15, 2019
Stolen Bases	1	8x; last: vs. Maryland, May 24, 2019



## ◆ AT MICHIGAN

- Michigan debut: Feb. 16, 2018 vs. Army

## ◆ PREP/AT CYPRESS COLLEGE

- 2016-2017 Played for Cypress College
- 2015 Team Captain
- 2015 Perfect Game Honorable Mention All-American West
- 2014 Perfect Game Underclass Honorable Mention

## #9 - MATTHEW SCHMIDT

IF • R/R • 6-2 • 210 • SR. • PARKER, COLO. (REGIS JESUIT / CYPRESS COLLEGE)

Year	Avg	GP	GS	AB	R	H	2B	3B	HR	RBI	TB	SLG%	BB	HBP	SO	GDP	OB%	SF	SH	SB	ATT	PO	A	E	FLD%
2018	.154	20	7	26	3	4	1	0	0	3	5	.192	7	1	13	0	.343	1	1	2	2	80	4	2	.977
2019	.167	14	1	12	4	2	1	0	0	2	3	.250	2	3	1	0	.389	1	0	2	2	22	5	0	1.000
<b>TOTAL</b>	<b>.158</b>	<b>34</b>	<b>8</b>	<b>38</b>	<b>7</b>	<b>6</b>	<b>2</b>	<b>0</b>	<b>0</b>	<b>5</b>	<b>8</b>	<b>.211</b>	<b>9</b>	<b>4</b>	<b>14</b>	<b>0</b>	<b>.358</b>	<b>2</b>	<b>1</b>	<b>4</b>	<b>4</b>	<b>102</b>	<b>9</b>	<b>2</b>	<b>.982</b>

## Season Highs

Runs	1	4x; last: vs. Northwestern, Apr. 21, 2019
Hits	1	2x; last: vs. Northwestern, Apr. 21, 2019
RBI	2	vs. Bowling Green, Apr. 17, 2019
Doubles	1	vs. Manhattan, March 15, 2019
Triples	-	
Home Runs	-	
Walks	1	2x; last: vs. Rutgers, Apr. 26, 2019
Stolen Bases	2	vs. Bowling Green, Apr. 17, 2019

## Career Highs

Runs	1	7x; last: vs. Northwestern, Apr. 21, 2019
Hits	1	6x; last: vs. Northwestern, Apr. 21, 2019
RBI	2	vs. Bowling Green, Apr. 17, 2019
Doubles	1	2x; last: vs. Manhattan, March 15, 2019
Triples	-	
Home Runs	-	
Walks	1	9x; last: vs. Rutgers, Apr. 26, 2019
Stolen Bases	2	vs. Bowling Green, Apr. 17, 2019



## POSITION PLAYER NOTES



## ◆ AT MICHIGAN

- Michigan debut: Feb. 16, 2018 vs. Army

## ◆ PREP/AT SOUTH MOUNTAIN CC

- 2016-2017 Played for South Mountain Community College
- 2015 All-League 1st Team
- 2014 All-League Second Team
- 2013 All-League 2nd Team Honorable Mention
- Dean's List

## #10 - BLAKE NELSON

IF • R/R • 6-0 • 175 • SR. • NORMANDY PARK, WASH. (MOUNT RANIER HS / SOUTH MOUNTAIN CC)

Year	Avg	GP	GS	AB	R	H	2B	3B	HR	RBI	TB	SLG%	BB	HBP	SO	GDP	OB%	SF	SH	SB	ATT	PO	A	E	FLD%
2018	.248	45	39	153	28	38	11	0	0	19	49	.320	18	7	36	6	.352	1	1	5	6	32	95	9	.934
2019	.302	60	59	215	40	65	16	1	1	36	86	.400	30	8	45	5	.401	4	4	15	15	48	106	14	.917
2019	.300	62	61	223	42	67	16	1	1	37	88	.395	30	9	49	5	.398	4	4	15	15	50	107	14	.918
<b>TOTAL</b>	<b>.279</b>	<b>107</b>	<b>100</b>	<b>376</b>	<b>70</b>	<b>105</b>	<b>27</b>	<b>1</b>	<b>1</b>	<b>56</b>	<b>137</b>	<b>.364</b>	<b>48</b>	<b>16</b>	<b>85</b>	<b>11</b>	<b>.380</b>	<b>5</b>	<b>5</b>	<b>20</b>	<b>21</b>	<b>82</b>	<b>202</b>	<b>23</b>	<b>.925</b>

## Season Highs

Runs	3	vs. Bowling Green, Apr. 17, 2019
Hits	3	6x; last: vs. Cincinnati, June 1, 2019
RBI	3	2x; last: vs. Creighton, June 3, 2019
Doubles	2	2x; last: vs. Manhattan, March 17, 2019
Triples	1	vs. Eastern Mich., May 8, 2019
Home Runs	1	vs. Northwestern, Apr. 21, 2019
Walks	3	vs. Binghamton, Feb. 15, 2019
Stolen Bases	2	vs. Maryland, May 24, 2019

## Career Highs

Runs	3	3x; last: vs. Bowling Green, Apr. 17, 2019
Hits	4	vs Penn State, Apr 20, 2018
RBI	6	vs Penn State, Apr 20, 2018
Doubles	3	vs Penn State, Apr 20, 2018
Triples	1	vs. Eastern Mich., May 8, 2019
Home Runs	1	vs. Northwestern, Apr. 21, 2019
Walks	3	2x; last: vs Binghamton, Feb. 15, 2019
Stolen Bases	2	vs. Maryland, May 24, 2019



## ◆ AT MICHIGAN

- 2018 Big Ten Sportsmanship Award winner
- Career debut: Feb. 16, 2018 vs. Army
- First career start: Feb. 18, 2018 vs. Army

## ◆ PREP

- MHSAA State Champion
- Two-time All-District
- Two-time All-League
- Two-time All Oakland County
- Two-time Academic All-State
- MHSAA East All Star

## #11 - HARRISON SALTER

C • R/R • 6-3 • 215 • R-SO. • BLOOMFIELD HILLS, MICH. (ORCHARD LAKE ST. MARY'S HS)

Year	Avg	GP	GS	AB	R	H	2B	3B	HR	RBI	TB	SLG%	BB	HBP	SO	GDP	OB%	SF	SH	SB	ATT	PO	A	E	FLD%
2018	.247	26	18	77	11	19	3	1	1	12	27	.351	2	1	18	1	.275	0	3	0	0	151	10	3	.982
2019	.265	22	10	34	4	9	1	0	0	8	10	.294	6	0	7	2	.357	2	2	0	0	95	4	0	1.000
<b>TOTAL</b>	<b>.252</b>	<b>48</b>	<b>28</b>	<b>111</b>	<b>15</b>	<b>28</b>	<b>4</b>	<b>1</b>	<b>1</b>	<b>20</b>	<b>37</b>	<b>.333</b>	<b>8</b>	<b>1</b>	<b>25</b>	<b>3</b>	<b>.303</b>	<b>2</b>	<b>5</b>	<b>0</b>	<b>0</b>	<b>246</b>	<b>14</b>	<b>3</b>	<b>.989</b>

## Season Highs

Runs	1	4x; last: at Nebraska, May 17, 2019
Hits	2	vs. Nebraska, May 25, 2019
RBI	2	2x; last: vs. Nebraska, May 25, 2019
Doubles	1	vs. Mich. St., Mar. 30, 2019
Triples	-	
Home Runs	-	
Walks	2	2x; last: vs. Bowling Green, Apr. 17, 2019
Stolen Bases	-	

## Career Highs

Runs	2	vs Penn State, Apr 22, 2018
Hits	3	2x; last: at Michigan State, May 09, 2018
RBI	3	at Michigan State, May 09, 2018
Doubles	1	4x; last: vs. Mich. St., Mar. 30, 2019
Triples	1	at Lipscomb, Mar 9, 2018
Home Runs	1	at Michigan State, May 09, 2018
Walks	2	2x; last: vs. Bowling Green, Apr. 17, 2019
Stolen Bases	-	

## POSITION PLAYER NOTES



## ◆ AT MICHIGAN

- Career debut: vs Binghamton, Feb 17, 2019
- First career start came in the Corvallis Regional vs Cincinnati, June 1, 2019, and answered with a 4-for-4 offensive outing, including a double, bunt single, run scored and a HBP
- Had two doubles and three RBI vs. Creighton on June 2

## ◆ PREP

- Prep Baseball Report Indiana Ranking: SS (4) Overall (20)
- Perfect Game Indiana State Ranking: SS (3), Overall (18)
- 2018 Rawlings-Perfect Game Honorable Mention All-American
- Four-year varsity letter winner at Zionsville High School
- 2018 All-State Second Team selection
- 2018 Indiana All-Star selection
- 2018 All-Conference selection
- 2017 Perfect Game Underclass High Honorable Mention

## #12 - RILEY BERTRAM

IF • S/R • 6-0 • 160 • FR. • ZIONSVILLE, IND. (ZIONSVILLE HS)

Year	Avg	GP	GS	AB	R	H	2B	3B	HR	RBI	TB	SLG%	BB	HBP	SO	GDP	OB%	SF	SH	SB	ATT	PO	A	E	FLD%
2019	.400	17	3	25	4	10	4	0	0	7	14	.560	1	3	6	0	.483	0	0	0	0	5	12	0	1.000
<b>TOTAL</b>	<b>.400</b>	<b>17</b>	<b>3</b>	<b>25</b>	<b>4</b>	<b>10</b>	<b>4</b>	<b>0</b>	<b>0</b>	<b>7</b>	<b>14</b>	<b>.560</b>	<b>1</b>	<b>3</b>	<b>6</b>	<b>0</b>	<b>.483</b>	<b>0</b>	<b>0</b>	<b>0</b>	<b>0</b>	<b>5</b>	<b>12</b>	<b>0</b>	<b>1.000</b>

## Season Highs

Runs	2	vs. Creighton, June 3, 2019
Hits	4	vs. Cincinnati June 1, 2019
RBI	3	vs. Creighton, June 2, 2019
Doubles	2	vs. Creighton, June 2, 2019
Triples	-	
Home Runs	-	
Walks	1	vs. Eastern Mich., May 8, 2019
Stolen Bases	-	

## Career Highs

Runs	2	vs. Creighton, June 3, 2019
Hits	4	vs. Cincinnati June 1, 2019
RBI	3	vs. Creighton, June 2, 2019
Doubles	2	vs. Creighton, June 2, 2019
Triples	-	
Home Runs	-	
Walks	1	vs. Eastern Mich., May 8, 2019
Stolen Bases	-	



## ◆ AT MICHIGAN

- 2019 Big Ten Player to Watch
- 2018 All-Big Ten First Team Selection (DH)
- Career debut: at Santa Clara, Feb 26, 2017

## ◆ PREP

- First Team All-Wisconsin
- Two-time First Team All-Conference
- Two-time Second Team All-District
- Two-time All-Lake Country Area
- Two-time Team Captain
- Selected to Wisconsin All-Star Team
- Perfect Game-Rawlings First Team All-Central Region

## #13 - DOMINIC CLEMENTI

OF • L/R • 6-1 • 190 • JR. • HARTLAND, WIS. (ARROWHEAD HS)

Year	Avg	GP	GS	AB	R	H	2B	3B	HR	RBI	TB	SLG%	BB	HBP	SO	GDP	OB%	SF	SH	SB	ATT	PO	A	E	FLD%
2017	.409	18	3	22	0	9	0	0	0	3	9	.409	1	0	4	0	.435	0	0	0	1	7	0	1	.875
2018	.368	44	33	136	32	50	6	5	4	29	78	.574	29	3	27	2	.485	1	0	2	4	4	0	1	.800
2019	.200	37	17	85	13	17	4	1	1	6	26	.306	9	1	23	1	.281	1	0	2	2	4	2	0	1.000
<b>TOTAL</b>	<b>.313</b>	<b>99</b>	<b>53</b>	<b>243</b>	<b>45</b>	<b>76</b>	<b>10</b>	<b>6</b>	<b>5</b>	<b>38</b>	<b>113</b>	<b>.465</b>	<b>39</b>	<b>4</b>	<b>54</b>	<b>3</b>	<b>.413</b>	<b>2</b>	<b>0</b>	<b>4</b>	<b>7</b>	<b>15</b>	<b>2</b>	<b>2</b>	<b>.895</b>

## Season Highs

Runs	2	vs. Manhattan, March 15, 2019
Hits	2	2x; last: at Ohio State, Apr. 13, 2019
RBI	2	vs. Manhattan, March 16, 2019
Doubles	1	4x; last: at Maryland, May 4, 2019
Triples	1	vs. Okla. State, March 10, 2019
Home Runs	1	at Ohio State, Apr. 13, 2019
Walks	1	9x; last: vs. Bowling Green, Apr. 17, 2019
Stolen Bases	1	2x; last: at Texas Tech, Mar. 23, 2019

## Career Highs

Runs	4	vs Penn State, Apr 21, 2018
Hits	3	3x; last: vs. Ohio State, May 25, 2018
RBI	4	at Lipscomb, Mar 9, 2018
Doubles	1	10x; last: at Maryland, May 4, 2019
Triples	2	at Rutgers, May 06, 2018
Home Runs	1	4x; last: at Ohio State, Apr. 13, 2019
Walks	2	9x; last: at Purdue, May 18, 2018
Stolen Bases	1	4x; last: at Texas Tech, Mar. 23, 2019

## POSITION PLAYER NOTES



## ◆ AT MICHIGAN

- 2019 MLB Draft: 982nd pick (33rd), Detroit Tigers
- 2019 Corvallis Regional Most Outstanding Player
- 2019 Corvallis Regional All-Tournament Team - First Base
- 2019 All-Big Ten Third Team
- 2019 Sportsmanship Award Winner
- Collegiate debut: vs. Canisius (Feb. 21, 2016)
- First career start: vs. Nebraska (Apr. 15, 2016) as the designated hitter
- Big Ten Player of the Week (May 1, 2017)

## ◆ PREP

- 2015 Most Outstanding Defensive Player
- 2015 Most Valuable Player
- 2015 Senior Fall Classic All-Academic team
- Arizona Interscholastic Athletics Scholar Athlete

## #15 - JIMMY KERR

IF • L/R • 6-2 • 205 • SR. • SCOTTSDALE, ARIZ. (NOTRE DAME PREP)

Year	Avg	GP	GS	AB	R	H	2B	3B	HR	RBI	TB	SLG%	BB	HBP	SO	GDP	OB%	SF	SH	SB	ATT	PO	A	E	FLD%
2016	.375	14	5	24	7	9	2	0	0	7	11	.458	7	1	5	0	.531	0	0	0	0	1	4	0	1.000
2017	.275	38	26	102	13	28	7	2	1	16	42	.412	10	0	24	2	.330	3	3	2	4	46	34	3	.964
2018	.176	30	19	68	11	12	3	0	1	4	18	.265	9	1	19	1	.275	2	2	3	3	21	46	8	.893
2019	.278	69	69	255	51	71	15	1	14	62	130	.510	43	0	56	1	.376	5	0	6	7	444	61	8	.984
<b>TOTAL</b>	<b>.267</b>	<b>151</b>	<b>119</b>	<b>449</b>	<b>82</b>	<b>120</b>	<b>27</b>	<b>3</b>	<b>16</b>	<b>89</b>	<b>201</b>	<b>.448</b>	<b>69</b>	<b>2</b>	<b>104</b>	<b>4</b>	<b>.360</b>	<b>10</b>	<b>5</b>	<b>11</b>	<b>14</b>	<b>512</b>	<b>145</b>	<b>19</b>	<b>.972</b>

## Season Highs

Runs	5	vs. Mich. St., Mar. 30, 2019
Hits	5	vs. Mich. St., Mar. 30, 2019
RBI	5	vs. Mich. St., Mar. 30, 2019
Doubles	2	2x; last: vs. Mich. St., Mar. 30, 2019
Triples	1	vs. Texas Tech, June 15, 2019
Home Runs	2	3x; last: vs. Texas Tech, June 21, 2019
Walks	3	vs. Creighton, June 3, 2019
Stolen Bases	2	at Maryland, May 4, 2019

## Career Highs

Runs	5	vs. Mich. St., Mar. 30, 2019
Hits	5	vs. Mich. St., Mar. 30, 2019
RBI	5	vs. Mich. St., Mar. 30, 2019
Doubles	2	2x; last: vs. Mich. St., Mar. 30, 2019
Triples	1	3x; last: vs. Texas Tech, June 15, 2019
Home Runs	2	3x; last: vs. Texas Tech, June 21, 2019
Walks	3	vs. Creighton, June 3, 2019
Stolen Bases	2	at Maryland, May 4, 2019



## ◆ AT MICHIGAN

- Career debut:

## ◆ PREP

- Prep Baseball Report Illinois Ranking: Catcher (3), Overall (35)
- Perfect Game Illinois State Ranking: Catcher (1), Overall (23)
- 2018 Rawlings-Perfect Game Honorable Mention All-American
- 2018 Rawlings-Perfect Game Central Region Honorable Mention
- 2017 Perfect Game Underclass High Honorable Mention
- 2014-2018 Played for White Sox Ace

## #18 - JORDON ROGERS

C • R/R • 5-8 • 175 • FR. • CHICAGO, ILL. (SIMEON ACADEMY)

Year	Avg	GP	GS	AB	R	H	2B	3B	HR	RBI	TB	SLG%	BB	HBP	SO	GDP	OB%	SF	SH	SB	ATT	PO	A	E	FLD%
------	-----	----	----	----	---	---	----	----	----	-----	----	------	----	-----	----	-----	-----	----	----	----	-----	----	---	---	------

## Season Highs

Runs	-	
Hits	-	
RBI	-	
Doubles	-	
Triples	-	
Home Runs	-	
Walks	-	
Stolen Bases	-	

## Career Highs

Runs	-	
Hits	-	
RBI	-	
Doubles	-	
Triples	-	
Home Runs	-	
Walks	-	
Stolen Bases	-	

## POSITION PLAYER NOTES



## ◆ AT MICHIGAN

- 2019 MLB Draft: 3rd Round (Pick 106), Houston Astros
- ABCA/Rawlings Second Team All-America
- Perfect Game Third Team All-America
- D1Baseball.com Third Team All-America
- Baseball America Third Team All-America
- ABCA First Team All-Mideast Region
- Big Ten Conference Player of the Year
- Big Ten Conference First Team
- Michigan debut: vs Binghamton, February 15, 2019

## ◆ PREP/LINCOLN TRAIL CC

- Finished his sophomore season at Lincoln Trail Community College with a .367 avg., including 3 HR, 31 RBI, and 38 runs scored
- Posted a .368 batting average as a freshman with 9 HR, 42 RBI, and 45 runs scored
- Two-time First Team All-Conference (2017 and 2018)
- Named All Region in 2018
- Four-year varsity letter winner in baseball at St. Joseph's
- Two-time All-State Selection (2015 and 2016)

## #22 - JORDAN BREWER

C • R/L • 6-1 • 195 • JR. • ST. JOSEPH, MICH. (ST. JOSEPH'S HS / LINCOLN TRAIL CC)

Year	Avg	GP	GS	AB	R	H	2B	3B	HR	RBI	TB	SLG%	BB	HBP	SO	GDP	OB%	SF	SH	SB	ATT	PO	A	E	FLD%
2019	.329	60	59	234	56	77	19	0	12	57	132	.564	23	5	51	0	.389	8	2	25	29	219	11	8	.966
<b>TOTAL</b>	<b>.329</b>	<b>60</b>	<b>59</b>	<b>234</b>	<b>56</b>	<b>77</b>	<b>19</b>	<b>0</b>	<b>12</b>	<b>57</b>	<b>132</b>	<b>.564</b>	<b>23</b>	<b>5</b>	<b>51</b>	<b>0</b>	<b>.389</b>	<b>8</b>	<b>2</b>	<b>25</b>	<b>29</b>	<b>219</b>	<b>11</b>	<b>8</b>	<b>.966</b>

## Season Highs

Runs	4	vs. Stetson, Mar. 23, 2019
Hits	3	8x; last: vs. Creighton, June 3, 2019
RBI	7	vs. Manhattan, March 15, 2019
Doubles	2	2x; last: vs. Eastern Mich., May 8, 2019
Triples	-	
Home Runs	2	2x; last: vs. Stetson, Mar. 23, 2019
Walks	3	at Maryland, May 4, 2019
Stolen Bases	3	2x; last: vs. Creighton, June 3, 2019

## Career Highs

Runs	4	vs. Stetson, Mar. 23, 2019
Hits	3	8x; last: vs. Creighton, June 3, 2019
RBI	7	vs. Manhattan, March 15, 2019
Doubles	2	2x; last: vs. Eastern Mich., May 8, 2019
Triples	-	
Home Runs	2	2x; last: vs. Stetson, Mar. 23, 2019
Walks	3	at Maryland, May 4, 2019
Stolen Bases	3	2x; last:



## ◆ AT MICHIGAN

- Career debut: vs Binghamton, February 15, 2019
- First career start (catcher): at Long Beach State, March 5, 2019

## ◆ PREP

- Perfect Game California State Ranking: Catcher (18), Overall (155)
- 2018 Rawlings-Perfect Game Honorable Mention All-American
- 2018 Rawlings-Perfect Game California Region Honorable Mention
- 2017 Perfect Game Underclass High Honorable Mention
- 2017 First Team All Sunset League
- 2015-2018 Played for the Playa Vista Orioles

## #24 - CASEY BUCKLEY

C • L/R • 6-1 • 190 • FR. • LONG BEACH, CALIF. (LOS ALAMITOS HS)

Year	Avg	GP	GS	AB	R	H	2B	3B	HR	RBI	TB	SLG%	BB	HBP	SO	GDP	OB%	SF	SH	SB	ATT	PO	A	E	FLD%
2019	.000	12	2	14	0	0	0	0	0	0	0	.000	0	0	6	2	.000	0	1	0	0	17	3	0	1.000
<b>TOTAL</b>	<b>.000</b>	<b>12</b>	<b>2</b>	<b>14</b>	<b>0</b>	<b>0</b>	<b>0</b>	<b>0</b>	<b>0</b>	<b>0</b>	<b>0</b>	<b>.000</b>	<b>0</b>	<b>0</b>	<b>6</b>	<b>2</b>	<b>.000</b>	<b>0</b>	<b>1</b>	<b>0</b>	<b>0</b>	<b>17</b>	<b>3</b>	<b>0</b>	<b>1.000</b>

## Season Highs

Runs	-
Hits	-
RBI	-
Doubles	-
Triples	-
Home Runs	-
Walks	-
Stolen Bases	-

## Career Highs

Runs	-
Hits	-
RBI	-
Doubles	-
Triples	-
Home Runs	-
Walks	-
Stolen Bases	-



## POSITION PLAYER NOTES



## ◆ AT MICHIGAN

• Career debut: at The Citadel, February 23, 2019

## ◆ PREP

- Prep Baseball Report California Ranking: RHP (78), Overall (175)
- Perfect Game California State Ranking: RHP (45), Overall (146)
- Four-year varsity letter winner at La Costa Canyon High School
- 2018 Male Scholar Athlete of the Year (La Costa Canyon HS)
- 2018 Male Athlete of the Year (La Costa Canyon HS)
- 2018 Rawlings-Perfect Game Honorable Mention All-American
- 2018 Rawlings-Perfect Game All-California Region Second Team
- 2018 First Team All-League
- 2018 Team Captain

## #28 - KEATON CARRATINI

RHP/IF • R/R • 6-2 • 190 • FR. • ENCINITAS, CALIF. (LA COSTA CANYON HS)

Year	Avg	GP	GS	AB	R	H	2B	3B	HR	RBI	TB	SLG%	BB	HBP	SO	GDP	OB%	SF	SH	SB	ATT	PO	A	E	FLD%
2019	.000	2	0	1	0	0	0	0	0	0	0	.000	1	0	1	0	.500	0	0	0	0	1	0	0	1.000
<b>TOTAL</b>	<b>.000</b>	<b>2</b>	<b>0</b>	<b>1</b>	<b>0</b>	<b>0</b>	<b>0</b>	<b>0</b>	<b>0</b>	<b>0</b>	<b>0</b>	<b>.000</b>	<b>1</b>	<b>0</b>	<b>1</b>	<b>0</b>	<b>.500</b>	<b>0</b>	<b>0</b>	<b>0</b>	<b>0</b>	<b>1</b>	<b>0</b>	<b>0</b>	<b>1.000</b>

## Season Highs

Runs	-
Hits	-
RBI	-
Doubles	-
Triples	-
Home Runs	-
Walks	-
Stolen Bases	-

## Career Highs

Runs	-
Hits	-
RBI	-
Doubles	-
Triples	-
Home Runs	-
Walks	-
Stolen Bases	-



## ◆ AT MICHIGAN

• Career debut: at Santa Clara, Feb. 26, 2017

## ◆ PREP

- 2015 Mission League Championship
- 2015 All-League First Team selection
- 2012 Coaches Award

## #32 - JOE PACE

RHP/UT • R/R • 5-9 • 200 • R-JR. • VALLEY VILLAGE, CALIF. (NOTRE DAME HS)

Year	Avg	GP	GS	AB	R	H	2B	3B	HR	RBI	TB	SLG%	BB	HBP	SO	GDP	OB%	SF	SH	SB	ATT	PO	A	E	FLD%
2017	.143	19	2	21	4	3	1	0	1	5	7	.333	4	1	5	0	.286	2	0	0	0	9	14	1	.958
2018	.143	29	0	7	0	1	1	0	0	0	2	.286	1	0	4	1	.250	0	0	0	0	4	2	0	1.000
2019	.000	3	0	0	0	0	0	0	0	0	0	.000	0	0	0	0	.000	0	0	0	0	2	0	0	1.000
<b>TOTAL</b>	<b>.143</b>	<b>51</b>	<b>2</b>	<b>28</b>	<b>4</b>	<b>4</b>	<b>2</b>	<b>0</b>	<b>1</b>	<b>5</b>	<b>9</b>	<b>.321</b>	<b>5</b>	<b>1</b>	<b>9</b>	<b>1</b>	<b>.278</b>	<b>2</b>	<b>0</b>	<b>0</b>	<b>0</b>	<b>15</b>	<b>16</b>	<b>1</b>	<b>.969</b>

## Season Highs

Runs	-
Hits	-
RBI	-
Doubles	-
Triples	-
Home Runs	-
Walks	-
Stolen Bases	-

## Career Highs

Runs	1	4x; last: at Rutgers, Apr 29, 2017
Hits	2	at Rutgers, Apr 29, 2017
RBI	2	vs Penn State, Apr 1, 2017
Doubles	1	at Rutgers, Apr 29, 2017
Triples	-	
Home Runs	1	vs Penn State, Apr 1, 2017
Walks	1	4x; last: vs Penn State, Apr 21, 2018
Stolen Bases	-	

## POSITION PLAYER NOTES



## ◆ AT MICHIGAN

- 2019 ABCA/Rawlings Third Team All-America
- 2019 ABCA First Team All-Mideast Region
- 2019 All-Big Ten First Team
- 2019 Big Ten Player to Watch
- 2018 All-Big Ten Second Team
- 2018 All-Big Ten Freshman Team
- Big Ten Freshman of the Week (May 14)
- Big Ten Freshman of the Week (March 19)
- Career debut: Feb. 16, 2018 vs Army

## ◆ PREP

- 2017 Rawlings-Perfect Game Honorable Mention All-American Central
- 2017 Named top-25 baseball player in Michigan by MLive
- 2016 All-State
- 2016 All-Region
- 2016 All-District
- 2016 All-Conference
- 2015 All-District
- 2015 All-Conference
- National Honor Society

## #42 - JORDAN NWOGU

OF • R/R • 6-3 • 235 • SO. • ANN ARBOR, MICH. (PIONEER HS)

Year	Avg	GP	GS	AB	R	H	2B	3B	HR	RBI	TB	SLG%	BB	HBP	SO	GDP	OB%	SF	SH	SB	ATT	PO	A	E	FLD%
2018	.349	46	35	126	28	44	8	1	6	29	72	.571	15	9	34	1	.442	4	0	11	14	30	2	4	.889
2019	.326	62	62	239	58	78	14	4	12	46	136	.569	43	7	49	2	.440	2	0	16	18	21	1	2	.917
<b>TOTAL</b>	<b>.334</b>	<b>108</b>	<b>97</b>	<b>365</b>	<b>86</b>	<b>122</b>	<b>22</b>	<b>5</b>	<b>18</b>	<b>75</b>	<b>208</b>	<b>.570</b>	<b>58</b>	<b>16</b>	<b>83</b>	<b>3</b>	<b>.440</b>	<b>6</b>	<b>0</b>	<b>27</b>	<b>32</b>	<b>51</b>	<b>3</b>	<b>6</b>	<b>.900</b>

## Season Highs

Runs	3	3x; last: at Nebraska, May 17, 2019
Hits	4	vs. Manhattan, March 16, 2019
RBI	4	vs. Nebraska, May 25, 2019
Doubles	2	2x; last: vs. Indiana State, Apr. 10, 2019
Triples	1	4x; last: vs. Michigan State, May 7, 2019
Home Runs	1	12x; last: vs. Cincinnati, June 1, 2019
Walks	2	7x; last: vs. Texas Tech, June 21, 2019
Stolen Bases	3	2x; last: vs. Minnesota, Apr. 7, 2019

## Career Highs

Runs	3	3x; last: at Nebraska, May 17, 2019
Hits	4	2x; last: vs. Manhattan, March 16, 2019
RBI	4	2x; last: vs. Nebraska, May 25, 2019
Doubles	2	2x; last: vs. Indiana State, Apr. 9, 2019
Triples	1	5x; last: vs. Michigan State, May 7, 2019
Home Runs	2	at Michigan State, May 09, 2018
Walks	2	7x; last: vs. Texas Tech, June 21, 2019
Stolen Bases	3	2x; last: vs. Minnesota, Apr. 7, 2019



## ◆ AT MICHIGAN

- Career debut: vs Binghamton, February 17, 2019
- Hit an RBI single in his first at bat vs Binghamton, February 17, 2019

## ◆ PREP

- Prep Baseball Report Indiana Ranking: 3B (1), Overall (21)
- Perfect Game Indiana State Ranking: 3B (3), Overall (16)
- 2018 Rawlings-Perfect Game Honorable Mention All-American
- 2018 Rawlings-Perfect Game All Central Region 2nd Team
- 2018 Indianapolis Star Preseason Super Team
- 2018 All-Conference 1st Team
- 2017 Perfect Game Underclass High Honorable Mention
- 2016 Perfect Game Underclass High Honorable Mention
- 2016 All-Conference 1st Team

## #51 - JACK VAN REMORTEL

IF • R/R • 6-1 • 220 • FR. • CARMEL, IND. (CARMEL HS)

Year	Avg	GP	GS	AB	R	H	2B	3B	HR	RBI	TB	SLG%	BB	HBP	SO	GDP	OB%	SF	SH	SB	ATT	PO	A	E	FLD%
2019	.167	16	0	12	3	2	0	0	0	1	2	.167	4	0	2	2	.375	0	0	0	0	4	5	0	1.000
<b>TOTAL</b>	<b>.167</b>	<b>16</b>	<b>0</b>	<b>12</b>	<b>3</b>	<b>2</b>	<b>0</b>	<b>0</b>	<b>0</b>	<b>1</b>	<b>2</b>	<b>.167</b>	<b>4</b>	<b>0</b>	<b>2</b>	<b>2</b>	<b>.375</b>	<b>0</b>	<b>0</b>	<b>0</b>	<b>0</b>	<b>4</b>	<b>5</b>	<b>0</b>	<b>1.000</b>

## Season Highs

Runs	1	3x; last: vs. Indiana State, Apr. 10, 2019
Hits	1	2x; last: vs. Manhattan, March 15, 2019
RBI	1	vs Binghamton, Feb. 17, 2019
Doubles	-	
Triples	-	
Home Runs	-	
Walks	1	4x; last: at Maryland, May 5, 2019
Stolen Bases	-	

## Career Highs

Runs	1	3x; last: vs. Indiana State, Apr. 10, 2019
Hits	1	2x; last: vs. Manhattan, March 15, 2019
RBI	1	vs Binghamton, Feb. 17, 2019
Doubles	-	
Triples	-	
Home Runs	-	
Walks	1	4x; last: at Maryland, May 5, 2019
Stolen Bases	-	

## RED-SHIRT PLAYER NOTES



## ◆ AT MICHIGAN

• Injury: Tommy John surgery, winter 2019

## ◆ PREP

- Prep Baseball Report Wisconsin Ranking: RHP (2), Overall (8)
- Perfect Game Wisconsin State Ranking: RHP (2), Overall (7)
- 2018 Rawlings-Perfect Game Honorable Mention
- 2018 Rawlings-Perfect Game All Central Region 2nd Team
- 2018 Badger Conference South 1st Team All-Conference Pitcher
- 2018 Prep Baseball All-Area Team Honorable Mention
- Wisconsin Baseball Coaches Association South Central District All-District Academic Team
- 2018 Academic Letter, First Chevron Award
- Four-year letterwinner

## #19 - DILLON NOWICKI

RHP • R/R • 6-2 • 200 • FR. • STOUGHTON, WIS. (STOUGHTON HS)



## ◆ AT MICHIGAN

- Injury: Tommy John surgery, fall 2019
- 2018 All-Big Ten Third Team Selection
- 2018 All-Big Ten Freshman Team Selection
- Career debut: Feb. 16, 2018 vs. Army

## ◆ PREP

- 2017 Gatorade Player of the Year for Baseball in Wisconsin
- 2017 All State First Team
- 2017 Rawlings-Perfect Game Honorable Mention All-American
- 2017 Wisconsin Little Ten First Team
- 2016 Wisconsin Little Ten Second Team
- 2016 Underclass High Honorable Mention
- 2015 Underclass Honorable Mention
- National Honor Society Member
- Honor Roll

## #21 - BEN DRAGANI

LHP • L/L • 6-5 • 225 • SO. • BROOKFIELD, WIS. (CATHOLIC MEMORIAL)

Year	Avg	GP	GS	AB	R	H	2B	3B	HR	RBI	TB	SLG%	BB	HBP	SO	GDP	OB%	SF	SH	SB	ATT	PO	A	E	FLD%
2018	.000	0	0	0	0	0	0	0	0	0	0	.000	0	0	0	0	.000	0	0	0	0	5	5	3	.769
<b>TOTAL</b>	<b>.000</b>	<b>0</b>	<b>0</b>	<b>0</b>	<b>0</b>	<b>0</b>	<b>0</b>	<b>0</b>	<b>0</b>	<b>0</b>	<b>0</b>	<b>.000</b>	<b>0</b>	<b>0</b>	<b>0</b>	<b>0</b>	<b>.000</b>	<b>0</b>	<b>0</b>	<b>0</b>	<b>0</b>	<b>5</b>	<b>5</b>	<b>3</b>	<b>.769</b>


Year	ERA	W	L	App	GS	CG	SHO	CBO	SV	IP	H	R	ER	BB	SO	2B	3B	HR	BF	B/Avg	WP	HBP	BK	SFA	SHA
2018	2.76	6	2	16	11	0	0	2	0	75.0	61	27	23	26	54	14	0	4	311	.217	2	2	1	0	2
<b>TOTAL</b>	<b>2.76</b>	<b>6</b>	<b>2</b>	<b>16</b>	<b>11</b>	<b>0</b>	<b>0</b>	<b>2</b>	<b>0</b>	<b>75.0</b>	<b>61</b>	<b>27</b>	<b>23</b>	<b>26</b>	<b>54</b>	<b>14</b>	<b>0</b>	<b>4</b>	<b>311</b>	<b>.217</b>	<b>2</b>	<b>2</b>	<b>1</b>	<b>0</b>	<b>2</b>

## Season Highs

Innings Pitched	-
Strikeouts	-
Hits	-
Fewest Hits (Start)	-
Runs	-
Fewest Runs (Start)	-
Walks	-

## Career Highs

Innings Pitched	7.0	2x; last: at Northwestern, Apr 7, 2018
Strikeouts	7	at Rutgers, May 05, 2018
Hits	7	2x; last: at Rutgers, May 05, 2018
Fewest Hits (Start)	1	at Northwestern, Apr 7, 2018
Runs	5	2x; last: vs Illinois, May 11, 2018
Fewest Runs (Start)	0	2x; last: at Northwestern, Apr 7, 2018
Walks	4	vs Delaware, Mar 31, 2018



## ◆ AT MICHIGAN

• Injury: ACL injury, winter 2019

## ◆ PREP/DRAFT

- Selected by the Milwaukee Brewers in the 21st round of the 2018 MLB Draft
- Prep Baseball Report Massachusetts Ranking: LHP (1), Overall (3)
- Perfect Game Massachusetts Ranking: LHP (1), Overall (3), Nationally-LHP (16) Nationally-Overall (117)
- 2018 Gatorade Player of the Year - Massachusetts
- 2017 & 2018 Merrimack Valley Conference Player of the Year
- Rawlings-Perfect Game 3rd Team All-American
- Rawlings-Perfect Game All-Northeast Region First Team
- 2018 Boston Herald and Boston Globe All Scholastic Team

## #27 - STEVEN HAJJAR

LHP • R/L • 6-5 • 215 • FR. • ANDOVER, MASS. (CENTRAL CATHOLIC HS)

## STARTING PITCHER NOTES



## ◆ AT MICHIGAN

- 2019 MLB Draft: 77th pick (CBB), Colorado Rockies
- 2019 D1Baseball.com Third Team All-America
- 2019 Corvallis Regional All-Tournament Team - Pitcher
- 2019 All-Big Ten Third Team
- Earned a save in a 3-2 Super Regional win over No. 1-ranked UCLA (June 7, 2019)
- Threw 8.2 shutout innings vs. Creighton (May 31) while not allowing a runner past first base in the Corvallis Regional opener
- Big Ten Pitcher of the Week (April 29, 2019)
- 2018 All-Big Ten Third Team
- Big Ten Pitcher of the Week (March 6, 2018)
- Career debut: March 12, 2017 at Lipscomb
- First career start: Feb. 18, 2018 vs Army

## ◆ PREP

- 2013 State runner-up
- 2013 All-League selection
- 2014 All-Catholic League
- 2014 Second Team All-State
- 2015 and 2016 First Team All-State
- 2015 and 2016 Dream Team selection
- 2015 Perfect Game All-American
- 2016 MHSAA All-Star

## #37 - KARL KAUFFMANN

RHP • R/R • 6-2 • 200 • JR. • BLOOMFIELD HILLS, MICH. (BROTHER RICE)

Year	Avg	GP	GS	AB	R	H	2B	3B	HR	RBI	TB	SLG%	BB	HBP	SO	GDP	OB%	SF	SH	SB	ATT	PO	A	E	FLD%
2017	.000	0	0	0	0	0	0	0	0	0	0	.000	0	0	0	0	.000	0	0	0	0	1	2	0	1.000
2018	.000	0	0	0	0	0	0	0	0	0	0	.000	0	0	0	0	.000	0	0	0	0	2	13	1	.938
2019	.000	0	0	0	0	0	0	0	0	0	0	.000	0	0	0	0	.000	0	0	0	0	9	16	1	.962
<b>TOTAL</b>	<b>.000</b>	<b>0</b>	<b>0</b>	<b>0</b>	<b>0</b>	<b>0</b>	<b>0</b>	<b>0</b>	<b>0</b>	<b>0</b>	<b>0</b>	<b>.000</b>	<b>0</b>	<b>0</b>	<b>0</b>	<b>0</b>	<b>.000</b>	<b>0</b>	<b>0</b>	<b>0</b>	<b>0</b>	<b>12</b>	<b>31</b>	<b>2</b>	<b>.956</b>

Year	ERA	W	L	App	GS	CG	SHO	CBO	SV	IP	H	R	ER	BB	SO	2B	3B	HR	BF	B/Avg	WP	HBP	BK	SFA	SHA
2017	2.03	1	0	12	0	0	0	2	0	13.1	10	3	3	7	10	4	1	0	58	.208	0	1	1	0	2
2018	3.08	6	3	15	14	0	0	2	0	79.0	66	35	27	32	78	9	2	3	341	.224	7	6	0	1	6
2019	2.75	12	6	20	19	0	0	2	1	127.2	104	54	39	34	106	17	1	6	526	.220	9	8	0	1	10
<b>TOTAL</b>	<b>2.82</b>	<b>19</b>	<b>9</b>	<b>47</b>	<b>33</b>	<b>0</b>	<b>0</b>	<b>6</b>	<b>1</b>	<b>220.0</b>	<b>180</b>	<b>92</b>	<b>69</b>	<b>73</b>	<b>194</b>	<b>30</b>	<b>4</b>	<b>9</b>	<b>925</b>	<b>.221</b>	<b>16</b>	<b>15</b>	<b>1</b>	<b>2</b>	<b>18</b>

## Season Highs

Innings Pitched	8.2	vs. Creighton, May 31, 2019
Strikeouts	10	vs Binghamton, Feb. 16, 2019
Fewest Hits (Start)	2	vs. Rutgers, Apr. 26, 2019
Hits	11	at Ohio State, Apr. 13, 2019
Fewest Runs (Start)	0	5x; last: Creighton, May 31, 2019
Runs	9	at Ohio State, Apr. 13, 2019
Walks	5	vs. Ohio State, May 22, 2019

## Career Highs

Innings Pitched	8.2	vs. Creighton, May 31, 2019
Strikeouts	11	vs Penn State, Apr 22, 2018
Fewest Hits (Start)	2	2x; last: vs. Rutgers, Apr. 26, 2019
Hits	11	at Ohio State, Apr. 13, 2019
Fewest Runs (Start)	0	6x; last: vs. Creighton, May 31, 2019
Runs	9	at Ohio State, Apr. 13, 2019
Walks	5	2x; last: vs. Ohio State, May 22, 2019

## PITCHING GAME-BY-GAME

Date	Opponent	GS	IP	H	R	ER	BB	SO	2B	3B	HR	WP	BK	HBP	IBB	SCORE	W	L	SV	ERA
Feb 16, 2019	Binghamton	*	8.0	3	4	1	1	10	1	0	0	1	0	0	0	5-4	1	0	0	1.12
Feb 23, 2019	The Citadel	*	8.0	3	0	0	1	9	0	0	0	0	0	1	0	9-1	2	0	0	0.56
Mar 03, 2019	CSUN-1	*	7.0	3	1	1	3	4	0	0	0	0	0	0	0	4-2	3	0	0	0.78
Mar 09, 2019	USC	*	7.0	5	2	2	2	5	0	0	0	0	0	0	0	1-4	3	1	0	1.20
Mar 15, 2019	MANHATTAN	*	4.0	6	0	0	0	4	1	0	0	0	0	0	0	23-2	4	1	0	1.06
Mar 22, 2019	Texas Tech	*	5.0	9	6	5	1	3	3	0	0	0	0	0	0	3-10	4	2	0	2.08
Mar 27, 2019	SAN JOSE STATE-1	*	1.0	0	0	0	1	1	0	0	0	0	0	0	0	1-0	4	2	1	2.03
Mar 30, 2019	MICHIGAN STATE	*	5.0	4	2	2	4	3	0	0	0	4	0	0	0	16-2	5	2	1	2.20
Apr 06, 2019	MINNESOTA	*	6.0	6	2	2	2	5	0	0	0	2	0	1	0	5-3	5	2	1	2.29
Apr 13, 2019	Ohio State-1	*	5.1	11	9	5	1	9	1	1	3	0	0	0	0	4-10	5	3	1	2.88
Apr 20, 2019	NORTHWESTERN	*	7.0	4	1	1	1	7	3	0	0	0	0	0	0	4-1	6	3	1	2.70
Apr 26, 2019	RUTGERS	*	8.0	2	0	0	1	5	0	0	0	0	0	1	0	8-3	7	3	1	2.40
May 03, 2019	Maryland	*	7.0	4	4	1	1	8	0	0	2	0	0	2	0	10-7	8	3	1	2.30
May 10, 2019	INDIANA	*	5.0	11	8	7	1	5	5	0	0	0	0	0	0	4-10	8	4	1	2.92
May 16, 2019	Nebraska	*	6.1	6	5	2	1	5	0	0	0	1	0	1	0	2-5	8	5	1	2.91
May 22, 2019	Ohio State	*	8.0	3	2	2	5	3	1	0	0	0	0	1	1	1-2	8	6	1	2.86
May 31, 2019	Creighton	*	8.2	6	0	0	2	7	0	0	0	0	0	0	0	6-0	9	6	1	2.62
Jun 07, 2019	UCLA	*	8.1	4	2	2	2	8	0	0	0	0	0	0	0	3-2	10	6	1	2.59
Jun 15, 2019	Texas Tech	*	7.0	8	3	3	0	3	2	0	1	1	0	0	0	5-3	11	6	1	2.66
Jun 21, 2019	Texas Tech	*	6.0	6	3	3	4	2	0	0	0	0	0	1	0	15-3	12	6	1	2.75
<b>Totals</b>		<b>19</b>	<b>127.2</b>	<b>104</b>	<b>54</b>	<b>39</b>	<b>34</b>	<b>106</b>	<b>17</b>	<b>1</b>	<b>6</b>	<b>9</b>	<b>0</b>	<b>8</b>	<b>1</b>	<b>129-74</b>	<b>12</b>	<b>6</b>	<b>1</b>	<b>2.75</b>



## STARTING PITCHER NOTES



## ◆ AT MICHIGAN

- 2019 All-Big Ten First Team
- Earned a save in a 3-2 Super Regional win over No. 1-ranked UCLA (June 7, 2019)
- Career debut: Feb. 23, 2018 at San Diego
- First career start: Feb. 17, 2019 vs Binghamton; was consistently in the 94-96 MPH range, touching 97 MPH.

## ◆ PREP

- 2017 All-SMAC West Conference First Team
- 2017 Rawlings-Perfect Game Honorable Mention All-American Central
- 2017 All-District First Team
- 2016 All-SMAC West Conference First Team
- 2016 Underclass 3rd Team
- 2015 All-SMAC West Conference Honorable Mention

## #17 - JEFF CRISWELL

RHP • R/R • 6-4 • 225 • SO. • PORTAGE, MICH. (PORTAGE CENTRAL)

Year	Avg	GP	GS	AB	R	H	2B	3B	HR	RBI	TB	SLG%	BB	HBP	SO	GDP	OB%	SF	SH	SB	ATT	PO	A	E	FLD%
2018	.000	0	0	0	0	0	0	0	0	0	0	.000	0	0	0	0	.000	0	0	0	0	2	2	1	.800
2019	.000	0	0	0	0	0	0	0	0	0	0	.000	0	0	0	0	.000	0	0	0	0	4	9	5	.722
<b>TOTAL</b>	<b>.000</b>	<b>0</b>	<b>0</b>	<b>0</b>	<b>0</b>	<b>0</b>	<b>0</b>	<b>0</b>	<b>0</b>	<b>0</b>	<b>0</b>	<b>.000</b>	<b>0</b>	<b>0</b>	<b>0</b>	<b>0</b>	<b>.000</b>	<b>0</b>	<b>0</b>	<b>0</b>	<b>0</b>	<b>6</b>	<b>11</b>	<b>6</b>	<b>.739</b>

Year	ERA	W	L	App	GS	CG	SHO	CBO	SV	IP	H	R	ER	BB	SO	2B	3B	HR	BF	B/Avg	WP	HBP	BK	SFA	SHA
2018	2.23	3	2	24	0	0	0	2	0	32.1	18	11	8	19	32	3	0	2	131	.168	2	4	0	1	0
2019	2.60	7	1	20	17	0	0	1	3	100.1	82	37	29	47	109	11	0	6	418	.229	9	7	2	3	3
<b>TOTAL</b>	<b>2.51</b>	<b>10</b>	<b>3</b>	<b>44</b>	<b>17</b>	<b>0</b>	<b>0</b>	<b>3</b>	<b>3</b>	<b>132.2</b>	<b>100</b>	<b>48</b>	<b>37</b>	<b>66</b>	<b>141</b>	<b>14</b>	<b>0</b>	<b>8</b>	<b>549</b>	<b>.215</b>	<b>11</b>	<b>11</b>	<b>2</b>	<b>4</b>	<b>3</b>

## Season Highs

Innings Pitched	7.2	2x, last vs. Cincinnati, June 1, 2019
Strikeouts	12	vs. Okla. State, March 10, 2019
Fewest Hits (Start)	3	2x; last: vs. Indiana, May 12, 2019 (6.0 IP)
Hits	7	at UCLA, June 8, 2019
Fewest Runs (Start)	0	vs. Minnesota, Apr. 7, 2019
Runs	5	2x; last: at Nebraska, May 17, 2019
Walks	5	vs. Northwestern, Apr. 21, 2019

## Career Highs

Innings Pitched	7.2	2x, last vs. Cincinnati, June 1, 2019
Strikeouts	12	vs. Okla. State, March 10, 2019
Fewest Hits (Start)	3	2x; last: vs. Indiana, May 12, 2019 (6.0 IP)
Hits	7	at UCLA, June 8, 2019
Fewest Runs (Start)	0	vs. Minnesota, Apr. 7, 2019
Runs	5	2x; last: at Nebraska, May 17, 2019
Walks	5	vs. Northwestern, Apr. 21, 2019

## PITCHING GAME-BY-GAME

Date	Opponent	GS	IP	H	R	ER	BB	SO	2B	3B	HR	WP	BK	HBP	IBB	SCORE	W	L	SV	ERA
Feb 17, 2019	Binghamton	*	5.0	6	1	1	2	5	2	0	0	0	0	0	0	12-2	1	0	-	1.80
Feb 24, 2019	The Citadel	*	4.1	4	2	2	4	6	0	0	0	1	0	0	0	6-3	1	0	0	2.89
Mar 03, 2019	CSUN-2	*	5.1	6	2	1	1	6	0	0	1	0	0	1	0	2-5	1	0	1	2.45
Mar 10, 2019	Oklahoma St.	*	6.0	4	2	2	2	12	0	0	1	0	0	0	0	2-3	1	0	0	2.61
Mar 16, 2019	MANHATTAN	*	5.0	5	4	2	4	2	4	0	0	1	1	0	0	16-7	0	0	-	3.51
Mar 23, 2019	Texas Tech	*	4.2	5	5	5	3	3	2	0	2	1	0	0	0	5-8	1	1	0	4.45
Apr 03, 2019	TOLEDO	*	2.0	2	0	0	2	4	0	0	0	0	0	0	0	8-2	1	1	0	4.18
Apr 07, 2019	MINNESOTA	*	6.2	3	0	0	4	8	0	0	0	2	0	1	0	8-0	2	1	0	3.46
Apr 13, 2019	Ohio State-2	*	6.2	6	2	0	2	4	0	0	0	0	0	1	0	6-2	3	1	0	2.96
Apr 21, 2019	NORTHWESTERN-2	*	5.1	4	1	1	5	4	0	0	0	1	1	2	0	10-1	4	1	0	2.82
Apr 28, 2019	RUTGERS	*	7.2	3	1	1	2	3	1	0	0	0	0	0	0	4-1	4	1	0	2.61
May 05, 2019	Maryland	*	5.0	3	1	0	4	6	0	0	0	0	0	0	0	13-1	5	1	0	2.40
May 12, 2019	INDIANA	*	6.0	3	2	0	3	6	0	0	0	1	0	0	0	6-5	5	1	0	2.20
May 17, 2019	Nebraska-2	*	5.0	5	5	5	3	6	1	0	1	0	0	0	0	10-8	6	1	0	2.65
May 23, 2019	Illinois	*	7.0	6	3	3	0	10	2	0	0	2	0	1	0	5-4	6	1	0	2.76
Jun 01, 2019	Cincinnati	*	7.2	8	4	3	2	9	3	0	0	0	0	0	0	10-4	7	1	0	2.82
Jun 07, 2019	UCLA	*	0.2	0	0	0	0	1	0	0	0	0	0	0	0	3-2	7	1	1	2.80
Jun 08, 2019	UCLA	*	5.1	7	2	1	4	2	0	0	0	0	1	1	0	4-5	7	1	1	2.74
Jun 15, 2019	Texas Tech		2.0	1	0	0	2	4	0	0	0	0	0	0	0	5-3	7	1	2	2.68
Jun 21, 2019	Texas Tech		3.0	1	0	0	0	6	0	0	0	0	0	0	0	15-3	7	1	3	2.60
<b>Totals</b>		<b>17</b>	<b>100.1</b>	<b>82</b>	<b>37</b>	<b>29</b>	<b>47</b>	<b>109</b>	<b>11</b>	<b>0</b>	<b>6</b>	<b>9</b>	<b>2</b>	<b>7</b>	<b>0</b>	<b>150-69</b>	<b>7</b>	<b>1</b>	<b>3</b>	<b>2.60</b>

## STARTING PITCHER NOTES



## ◆ AT MICHIGAN

- 2019 MLB Draft: 74th pick (CBB), Arizona Diamondbacks
- 2019 Perfect Game All-America Honorable Mention
- 2019 Golden Spikes Award Midseason Watch List
- Big Ten Conference Pitcher of the Week (March 5, 2019)
- Big Ten Conference Pitcher of the Week (Feb. 25, 2019)
- NCBWA National Pitcher of the Week (Feb. 26, 2019)
- Complete-game shutout at The Citadel (Feb. 22, 2019);  
faced the minimum number of batters
- 2018 All-Big Ten Second Team selection
- 2017 All-Big Ten Freshman Team selection
- Career debut: Feb. 18, 2017 vs. Seton Hall
- First career start: Feb. 17, 2018 vs Army

## ◆ PREP

- Two-time District Champion
- Kalamazoo Gazette Player of the Year (2015, 2016)
- Dream Team and All State 1st team (2015, 2016)
- 2016 Mr. Baseball and Gatorade Player of the Year
- Bnai Brith Scholar Athlete Award Recipient

## #47 - TOMMY HENRY

LHP/OF • L/L • 6-3 • 190 • JR. • PORTAGE, MICH. (PORTAGE NORTHERN HS)

Year	Avg	GP	GS	AB	R	H	2B	3B	HR	RBI	TB	SLG%	BB	HBP	SO	GDP	OB%	SF	SH	SB	ATT	PO	A	E	FLD%
2017	.000	0	0	0	0	0	0	0	0	0	0	.000	0	0	0	0	.000	0	0	0	0	0	3	1	.750
2018	.000	0	0	0	0	0	0	0	0	0	0	.000	0	0	0	0	.000	0	0	0	0	1	16	0	1.000
2019	.000	0	0	0	0	0	0	0	0	0	0	.000	0	0	0	0	.000	0	0	0	0	7	9	1	.941
<b>TOTAL</b>	<b>.000</b>	<b>0</b>	<b>0</b>	<b>0</b>	<b>0</b>	<b>0</b>	<b>0</b>	<b>0</b>	<b>0</b>	<b>0</b>	<b>0</b>	<b>.000</b>	<b>0</b>	<b>0</b>	<b>0</b>	<b>0</b>	<b>.000</b>	<b>0</b>	<b>0</b>	<b>0</b>	<b>0</b>	<b>8</b>	<b>28</b>	<b>2</b>	<b>.947</b>

Year	ERA	W	L	App	GS	CG	SHO	CBO	SV	IP	H	R	ER	BB	SO	2B	3B	HR	BF	B/Avg	WP	HBP	BK	SFA	SHA
2017	3.19	3	1	21	0	0	0	0	1	31.0	31	12	11	11	39	5	0	3	133	.263	0	3	0	0	1
2018	3.09	7	3	15	15	0	0	1	0	81.2	71	37	28	26	77	18	2	2	346	.235	4	9	0	1	8
2019	3.27	11	5	19	18	2	2	1	0	115.2	95	48	42	25	127	18	2	11	473	.221	7	8	1	2	7
<b>TOTAL</b>	<b>3.19</b>	<b>21</b>	<b>9</b>	<b>55</b>	<b>33</b>	<b>2</b>	<b>2</b>	<b>2</b>	<b>1</b>	<b>228.1</b>	<b>197</b>	<b>97</b>	<b>81</b>	<b>62</b>	<b>243</b>	<b>41</b>	<b>4</b>	<b>16</b>	<b>952</b>	<b>.232</b>	<b>11</b>	<b>20</b>	<b>1</b>	<b>3</b>	<b>16</b>

## Season Highs

Innings Pitched	9.0	2x; last: vs. Florida State, June 17, 2019
Strikeouts	13	at The Citadel, Feb. 22, 2019
Fewest Hits (Start)	1	at The Citadel, Feb. 22, 2019 (9.0 IP)
Hits	10	at Nebraska, May 17, 2019
Fewest Runs (Start)	0	5x; last: vs. Florida State, June 17, 2019
Runs	7	2x; last: vs. Indiana, May 11, 2019
Walks	4	vs. Minnesota, Apr. 5, 2019

## Career Highs

Innings Pitched	9.0	2x; last: vs. Florida State, June 17, 2019
Strikeouts	13	at The Citadel, Feb. 22, 2019
Fewest Hits (Start)	1	2x; last: at The Citadel, Feb. 22, 2019
Hits	10	2x; last: at Nebraska, May 17, 2019
Fewest Runs (Start)	0	9x; last: vs. Florida State, June 17, 2019
Runs	7	2x; last: vs. Indiana, May 11, 2019
Walks	4	vs. Minnesota, Apr. 5, 2019

## PITCHING GAME-BY-GAME

Date	Opponent	GS	IP	H	R	ER	BB	SO	2B	3B	HR	WP	BK	HBP	IBB	SCORE	W	L	SV	ERA
Feb 15, 2019	Binghamton	*	6.0	6	0	0	1	9	0	0	0	1	0	1	0	10-0	1	0	0	0.00
Feb 22, 2019	The Citadel	*	9.0	1	0	0	0	13	0	0	0	0	0	0	0	2-0	2	0	0	0.00
Mar 01, 2019	CSUN	*	8.0	3	0	0	1	12	1	0	0	1	0	0	0	2-1	3	0	0	0.00
Mar 08, 2019	UCLA	*	6.0	6	2	2	2	10	1	0	0	0	1	0	0	7-5	4	0	0	0.62
Mar 14, 2019	MANHATTAN	*	6.0	2	0	0	0	5	0	0	0	0	0	0	0	5-1	5	0	0	0.51
Mar 21, 2019	Texas Tech	*	4.2	7	6	0	2	4	2	0	0	0	0	0	0	2-11	5	1	0	0.45
Mar 29, 2019	Michigan State	*	8.0	3	2	2	1	4	1	0	0	0	0	0	0	6-3	6	1	0	0.76
Apr 05, 2019	MINNESOTA	*	6.1	6	6	6	4	8	2	0	2	0	0	1	0	4-6	6	2	0	1.67
Apr 12, 2019	Ohio State	*	4.0	8	7	7	2	2	1	1	0	0	0	0	0	5-10	6	3	0	2.64
Apr 21, 2019	NORTHWESTERN-1	*	5.0	5	2	2	2	3	2	0	0	0	0	0	0	3-2	6	3	0	2.71
Apr 27, 2019	RUTGERS	*	6.0	5	1	1	2	5	0	0	0	0	0	0	0	10-1	7	3	0	2.61
May 04, 2019	Maryland	*	6.1	6	3	3	1	7	2	0	2	0	0	1	0	10-4	8	3	0	2.75
May 11, 2019	INDIANA	*	4.2	7	7	7	2	8	2	0	2	1	0	1	0	8-10	8	4	0	3.38
May 17, 2019	Nebraska-1	*	5.1	10	5	5	1	5	0	0	1	1	0	1	0	0-7	8	5	0	3.69
May 22, 2019	Ohio State	*	1.0	0	0	0	1	2	0	0	0	0	0	0	0	1-2	8	5	0	3.65
May 24, 2019	Maryland	*	6.0	5	2	2	1	7	0	0	1	0	0	1	0	10-4	9	5	0	3.61
Jun 02, 2019	Creighton	*	7.1	5	3	3	2	7	1	0	2	1	0	0	0	7-11	9	5	0	3.61
Jun 09, 2019	UCLA	*	7.0	7	2	2	0	6	1	1	1	1	0	0	0	4-2	10	5	0	3.54
Jun 17, 2019	Florida State	*	9.0	3	0	0	0	10	2	0	0	1	0	2	0	2-0	11	5	0	3.27
Totals		18	115.2	95	48	42	25	127	18	2	11	7	1	8	0	98-80	11	5	0	3.27

## BULLPEN NOTES



## ◆ AT MICHIGAN

- Owns single season record for appearances (2019)
- Earned the save in a 4-2 win over UCLA to send U-M to the College World Series (June 9)
- Career debut: Mar 1, 2017 at Loyola Marymount
- First career start: vs. Stetson, Mar. 23, 2019

## ◆ PREP

- 2014 and 2015 All-State Honoree
- 2015 US Army Scholar-Athlete Award winner
- 2015 Academic All-Conference Honoree
- 2014 Perfect Game Underclassman Honorable Mention
- 2014 All-Division team selection

## #14 - BENJAMIN KEIZER

LHP • L/L • 6-3 • 215 • R-JR. • PORTAGE, MICH. (PORTAGE NORTHERN HS)

Year	Avg	GP	GS	AB	R	H	2B	3B	HR	RBI	TB	SLG%	BB	HBP	SO	GDP	OB%	SF	SH	SB	ATT	PO	A	E	FLD%
2017	.000	3	0	0	0	0	0	0	0	0	0	.000	0	0	0	0	.000	0	0	0	0	0	1	0	1.000
2018	.000	7	0	0	0	0	0	0	0	0	0	.000	0	0	0	0	.000	0	0	0	0	0	1	0	1.000
2019	.000	0	0	0	0	0	0	0	0	0	0	.000	0	0	0	0	.000	0	0	0	0	1	9	0	1.000
<b>TOTAL</b>	<b>.000</b>	<b>0</b>	<b>0</b>	<b>0</b>	<b>0</b>	<b>0</b>	<b>0</b>	<b>0</b>	<b>0</b>	<b>0</b>	<b>0</b>	<b>.000</b>	<b>0</b>	<b>0</b>	<b>0</b>	<b>0</b>	<b>.000</b>	<b>0</b>	<b>0</b>	<b>0</b>	<b>0</b>	<b>1</b>	<b>11</b>	<b>0</b>	<b>1.000</b>

Year	ERA	W	L	App	GS	CG	SHO	CBO	SV	IP	H	R	ER	BB	SO	2B	3B	HR	BF	B/Avg	WP	HBP	BK	SFA	SHA
2017	0.00	0	0	3	0	0	0	0	0	2.1	1	1	0	3	2	1	0	0	12	.125	1	0	0	0	0
2018	13.50	0	0	7	0	0	0	0	0	6.0	11	15	9	10	5	3	1	0	41	.407	4	2	0	2	0
2019	4.01	4	1	33	1	0	0	3	2	42.2	30	21	19	18	47	7	1	3	186	.196	4	11	0	0	4
<b>TOTAL</b>	<b>4.94</b>	<b>4</b>	<b>1</b>	<b>43</b>	<b>1</b>	<b>0</b>	<b>0</b>	<b>3</b>	<b>2</b>	<b>51.0</b>	<b>42</b>	<b>37</b>	<b>28</b>	<b>31</b>	<b>54</b>	<b>11</b>	<b>2</b>	<b>3</b>	<b>239</b>	<b>.223</b>	<b>9</b>	<b>13</b>	<b>0</b>	<b>2</b>	<b>4</b>

## Season Highs

Innings Pitched	3.0	2x; last: vs. Stetson, Mar. 23, 2019
Strikeouts	4	vs. Michigan State, May 7, 2019
Hits	5	vs. Stetson, Mar. 23, 2019
Runs	4	vs. Stetson, Mar. 23, 2019
Walks	3	at Maryland, May 3, 2019

## Career Highs

Innings Pitched	3.0	2x; last: vs. Stetson, Mar. 23, 2019
Strikeouts	4	vs. Michigan State, May 7, 2019
Hits	5	vs. Stetson, Mar. 23, 2019
Runs	5	vs Penn State, Apr 20, 2018
Walks	4	vs Western Mich., Mar 21, 2018



## ◆ AT MICHIGAN

- Perfect Game Freshman All-America
- Collegiate Baseball Magazine Freshman All-America
- 2019 All-Big Ten Freshman Team
- Career debut: Feb 16, 2019 vs Binghamton
- Struck out the side and earned a save in his debut vs Binghamton

## ◆ PREP

- 2018 Gatorade Player of the Year - Oregon
- Perfect Game Oregon State Ranking: 3B (1), Overall (1)
- 2018 Rawlings-Perfect Game Honorable Mention All-American
- 2018 Rawlings-Perfect Game All-West Region First Team
- 2018 AAAAAA State Pitcher of the Year
- 2018 All-State 1st Team Pitcher
- 2018 Metro League Pitcher of the Year
- 2018 All Metro League 1st Team Pitcher and Infield
- 2018 College Baseball Newspaper 1st Team All-American

## #20 - WILLIE WEISS

RHP • R/R • 6-3 • 205 • FR. • PORTLAND, ORE. (WESTVIEW HS)

Year	Avg	GP	GS	AB	R	H	2B	3B	HR	RBI	TB	SLG%	BB	HBP	SO	GDP	OB%	SF	SH	SB	ATT	PO	A	E	FLD%
2019	.000	0	0	0	0	0	0	0	0	0	0	.000	0	0	0	0	.000	0	0	0	0	4	1	0	1.000
<b>TOTAL</b>	<b>.000</b>	<b>0</b>	<b>0</b>	<b>0</b>	<b>0</b>	<b>0</b>	<b>0</b>	<b>0</b>	<b>0</b>	<b>0</b>	<b>0</b>	<b>.000</b>	<b>0</b>	<b>0</b>	<b>0</b>	<b>0</b>	<b>.000</b>	<b>0</b>	<b>0</b>	<b>0</b>	<b>0</b>	<b>4</b>	<b>1</b>	<b>0</b>	<b>1.000</b>

Year	ERA	W	L	App	GS	CG	SHO	CBO	SV	IP	H	R	ER	BB	SO	2B	3B	HR	BF	B/Avg	WP	HBP	BK	SFA	SHA
2019	3.08	2	2	26	0	0	0	1	9	38.0	25	15	13	32	50	2	2	5	176	.185	8	5	0	2	1
<b>TOTAL</b>	<b>3.08</b>	<b>2</b>	<b>2</b>	<b>26</b>	<b>0</b>	<b>0</b>	<b>0</b>	<b>1</b>	<b>9</b>	<b>38.0</b>	<b>25</b>	<b>15</b>	<b>13</b>	<b>32</b>	<b>50</b>	<b>2</b>	<b>2</b>	<b>5</b>	<b>176</b>	<b>.185</b>	<b>8</b>	<b>5</b>	<b>0</b>	<b>2</b>	<b>1</b>

## Season Highs

Innings Pitched	3.0	3x; last: vs. Minnesota, Apr. 6, 2019
Strikeouts	5	vs. Minnesota, Apr. 6, 2019
Hits	3	at Nebraska, May 17, 2019
Runs	3	at UCLA, March 8, 2019
Walks	4	2x; last: vs. Nebraska, May 25, 2019

## Career Highs

Innings Pitched	3.0	3x; last: vs. Minnesota, Apr. 6, 2019
Strikeouts	5	vs. Minnesota, Apr. 6, 2019
Hits	3	at Nebraska, May 17, 2019
Runs	3	at UCLA, March 8, 2019
Walks	4	2x; last: vs. Nebraska, May 25, 2019

## BULLPEN NOTES



## ◆ AT MICHIGAN

- Red-shirted during the 2018 season due to injury
- Career debut: Feb 15, 2019 vs Binghamton
- Earned a three-inning save in his debut vs Binghamton (Feb. 15, 2019)
- First career start: vs. Manhattan, March 17, 2019

## ◆ PREP

- 2017 Rawlings-Perfect Game Honorable Mention All-American (CA)
- 2017 Finished season 4-1 with 1.53 ERA and 62 K in 60 IP
- 2017 All-Baseline League 1st Team
- 2017 All-Inland Valley 1st Team
- 2017 All San Gabriel Valley 1st Team
- 2016 Perfect Game Underclass High Honorable Mention

## #25 - ISAIAH PAIGE

RHP • R/R • 6-2 • 185 • R-FR. • DIAMOND BAR, CALIF. (DAMIEN HS)

Year	Avg	GP	GS	AB	R	H	2B	3B	HR	RBI	TB	SLG%	BB	HBP	SO	GDP	OB%	SF	SH	SB	ATT	PO	A	E	FLD%
2018	-	-	-	-	-	-	-	-	-	-	-	-	-	-	-	-	-	-	-	-	-	-	-	-	-
2019	.000	0	0	0	0	0	0	0	0	0	0	.000	0	0	0	0	.000	0	0	0	0	2	1	0	1.000
<b>TOTAL</b>	<b>.000</b>	<b>0</b>	<b>0</b>	<b>0</b>	<b>0</b>	<b>0</b>	<b>0</b>	<b>0</b>	<b>0</b>	<b>0</b>	<b>0</b>	<b>.000</b>	<b>0</b>	<b>0</b>	<b>0</b>	<b>0</b>	<b>.000</b>	<b>0</b>	<b>0</b>	<b>0</b>	<b>0</b>	<b>2</b>	<b>1</b>	<b>0</b>	<b>1.000</b>

Year	ERA	W	L	App	GS	CG	SHO	CBO	SV	IP	H	R	ER	BB	SO	2B	3B	HR	BF	B/Avg	WP	HBP	BK	SFA	SHA
2019	2.98	4	0	25	4	0	0	4	1	48.1	40	21	16	16	28	11	0	4	203	.221	6	4	0	1	1
<b>TOTAL</b>	<b>2.98</b>	<b>4</b>	<b>0</b>	<b>25</b>	<b>4</b>	<b>0</b>	<b>0</b>	<b>4</b>	<b>1</b>	<b>48.1</b>	<b>40</b>	<b>21</b>	<b>16</b>	<b>16</b>	<b>28</b>	<b>11</b>	<b>0</b>	<b>4</b>	<b>203</b>	<b>.221</b>	<b>6</b>	<b>4</b>	<b>0</b>	<b>1</b>	<b>1</b>

## Season Highs

Innings Pitched	5.0	vs. Manhattan, March 17, 2019
Strikeouts	4	vs. Michigan State, May 7, 2019
Fewest Hits (Start)	2	2x; last: vs. San Jose State, Mar. 27, 2019
Hits	4	3x; last: vs. Michigan State, May 7, 2019
Fewest Runs (Start)	0	2x; last: vs. Michigan State, May 7, 2019
Runs	3	vs. Indiana State, Apr. 9, 2019
Walks	4	vs. Nebraska, May 25, 2019

## Career Highs

Innings Pitched	5.0	vs. Manhattan, March 17, 2019
Strikeouts	4	vs. Michigan State, May 7, 2019
Fewest Hits(Start)	2	2x; last: vs. San Jose State, Mar. 27, 2019
Hits	4	3x; last: vs. Michigan State, May 7, 2019
Fewest Runs (Start)	0	2x; last: vs. Michigan State, May 7, 2019
Runs	3	vs. Indiana State, Apr. 9, 2019
Walks	4	vs. Nebraska, May 25, 2019



## ◆ AT MICHIGAN

- Pitching debut: vs. Manhattan, March 15, 2019

## ◆ PREP

- Prep Baseball Report California Ranking: RHP (78), Overall (175)
- Perfect Game California State Ranking: RHP (45), Overall (146)
- Four-year varsity letter winner at La Costa Canyon High School
- 2018 Male Scholar Athlete of the Year (La Costa Canyon HS)
- 2018 Male Athlete of the Year (La Costa Canyon HS)
- 2018 Rawlings-Perfect Game Honorable Mention All-American
- 2018 Rawlings-Perfect Game All-California Region Second Team
- 2018 First Team All-League
- 2018 Team Captain

## #28 - KEATON CARRATINI

RHP/UT • R/R • 6-2 • 190 • FR. • ENCINITAS, CALIF. (LA COSTA CANYON HS)

Year	Avg	GP	GS	AB	R	H	2B	3B	HR	RBI	TB	SLG%	BB	HBP	SO	GDP	OB%	SF	SH	SB	ATT	PO	A	E	FLD%
2019	.000	2	0	1	0	0	0	0	0	0	0	.000	1	0	1	0	.500	0	0	0	0	1	0	0	1.000
<b>TOTAL</b>	<b>.000</b>	<b>2</b>	<b>0</b>	<b>1</b>	<b>0</b>	<b>0</b>	<b>0</b>	<b>0</b>	<b>0</b>	<b>0</b>	<b>0</b>	<b>.000</b>	<b>1</b>	<b>0</b>	<b>1</b>	<b>0</b>	<b>.500</b>	<b>0</b>	<b>0</b>	<b>0</b>	<b>0</b>	<b>1</b>	<b>0</b>	<b>0</b>	<b>1.000</b>

Year	ERA	W	L	App	GS	CG	SHO	CBO	SV	IP	H	R	ER	BB	SO	2B	3B	HR	BF	B/Avg	WP	HBP	BK	SFA	SHA
2019	12.00	0	0	4	0	0	0	0	0	3.0	5	5	4	3	3	3	0	0	19	.357	0	2	0	0	0
<b>TOTAL</b>	<b>12.00</b>	<b>0</b>	<b>0</b>	<b>4</b>	<b>0</b>	<b>0</b>	<b>0</b>	<b>0</b>	<b>0</b>	<b>3.0</b>	<b>5</b>	<b>5</b>	<b>4</b>	<b>3</b>	<b>3</b>	<b>3</b>	<b>0</b>	<b>0</b>	<b>19</b>	<b>.357</b>	<b>0</b>	<b>2</b>	<b>0</b>	<b>0</b>	<b>0</b>

## Season Highs

Innings Pitched	2.0	vs. Eastern Mich., May 8, 2019
Strikeouts	3	vs. Eastern Mich., May 8, 2019
Hits	3	vs. Manhattan, March 15, 2019
Runs	2	2x; last: at Kentucky, May 14, 2019
Walks	1	3x; last: at Kentucky, May 14, 2019

## Career Highs

Innings Pitched	2.0	vs. Eastern Mich., May 8, 2019
Strikeouts	3	vs. Eastern Mich., May 8, 2019
Hits	3	vs. Manhattan, March 15, 2019
Runs	2	2x; last: at Kentucky, May 14, 2019
Walks	1	3x; last: at Kentucky, May 14, 2019



## BULLPEN NOTES



## ◆ AT MICHIGAN

- Career debut: Feb. 16, 2018 vs. Army
- Winning pitcher in the Corvallis Regional Championship Game (June 3)

## ◆ PREP

- 2017 Rawlings-Perfect Game 3rd Team All-American California
- 2017 Perfect Game 1st Team All State
- 2016 Perfect Game Underclass 3rd Team
- 2016 All-League Honorable Mention
- 2016 Team Clutch Award
- 2014 Coaches Award
- Honor Roll

## #29 - BLAKE BEERS

RHP • R/R • 6-4 • 215 • SO. • MANHATTAN BEACH, CALIF. (LOYOLA HS)

Year	Avg	GP	GS	AB	R	H	2B	3B	HR	RBI	TB	SLG%	BB	HBP	SO	GDP	OB%	SF	SH	SB	ATT	PO	A	E	FLD%
2018	-	-	-	-	-	-	-	-	-	-	-	-	-	-	-	-	-	-	-	-	-	-	-	-	-
2019	.000	0	0	0	0	0	0	0	0	0	0	.000	0	0	0	0	.000	0	0	0	0	2	6	1	.889
<b>TOTAL</b>	<b>.000</b>	<b>0</b>	<b>0</b>	<b>0</b>	<b>0</b>	<b>0</b>	<b>0</b>	<b>0</b>	<b>0</b>	<b>0</b>	<b>0</b>	<b>.000</b>	<b>0</b>	<b>0</b>	<b>0</b>	<b>0</b>	<b>.000</b>	<b>0</b>	<b>0</b>	<b>0</b>	<b>0</b>	<b>2</b>	<b>6</b>	<b>1</b>	<b>.889</b>

Year	ERA	W	L	App	GS	CG	SHO	CBO	SV	IP	H	R	ER	BB	SO	2B	3B	HR	BF	B/Avg	WP	HBP	BK	SFA	SHA
2018	99.00	0	0	2	1	0	0	0	0	0.1	0	7	5	5	1	0	0	0	8	.000	0	1	0	0	0
2019	6.04	1	1	14	2	0	0	1	1	22.1	26	15	15	10	15	6	0	3	103	.295	2	5	1	0	0
<b>TOTAL</b>	<b>7.94</b>	<b>1</b>	<b>1</b>	<b>16</b>	<b>3</b>	<b>0</b>	<b>0</b>	<b>1</b>	<b>1</b>	<b>22.2</b>	<b>26</b>	<b>22</b>	<b>20</b>	<b>15</b>	<b>16</b>	<b>6</b>	<b>0</b>	<b>3</b>	<b>111</b>	<b>.289</b>	<b>2</b>	<b>6</b>	<b>1</b>	<b>0</b>	<b>0</b>

## Season Highs

Innings Pitched	3.0	vs. Nebraska, May 25, 2019
Strikeouts	3	vs. Nebraska, May 25, 2019
Hits	7	at LBSU, March 5, 2019
Runs	6	at LBSU, March 5, 2019
Walks	1	10x; last: vs. Creighton, June 3, 2019

## Career Highs

Innings Pitched	3.0	vs. Nebraska, May 25, 2019
Strikeouts	3	vs. Nebraska, May 25, 2019
Hits	7	at LBSU, March 5, 2019
Runs	6	at LBSU, March 5, 2019
Walks	3	vs Army, Feb 16, 2018



## ◆ AT MICHIGAN

- Career debut: vs. Manhattan, March 15, 2019

## ◆ PREP

- Perfect Game Georgia State Ranking: LHP (9), Overall (111)
- 2018 Rawlings-Perfect Game Honorable Mention All-American
- 2018 Rawlings-Perfect Game Southeast Region Honorable Mention
- 2017 Perfect Game Underclass High Honorable Mention
- Two-Time Oconee Enterprise Player of the Week
- 2016-2017 Played for Rawlings Southeast
- 2014-2016 Played for Team Elite

## #30 - JACK WHITE

LHP • L/L • 6-3 • 195 • FR. • BETHESDA, MD. (ATHENS ACADEMY)

Year	Avg	GP	GS	AB	R	H	2B	3B	HR	RBI	TB	SLG%	BB	HBP	SO	GDP	OB%	SF	SH	SB	ATT	PO	A	E	FLD%
2019	0.00	0	0	2	0	0	0	0	0	2.0	0	0	0	2	1	0	0	0	8	.000	0	0	0	0	0
<b>TOTAL</b>	<b>0.00</b>	<b>0</b>	<b>0</b>	<b>2</b>	<b>0</b>	<b>0</b>	<b>0</b>	<b>0</b>	<b>0</b>	<b>2.0</b>	<b>0</b>	<b>0</b>	<b>0</b>	<b>2</b>	<b>1</b>	<b>0</b>	<b>0</b>	<b>0</b>	<b>8</b>	<b>.000</b>	<b>0</b>	<b>0</b>	<b>0</b>	<b>0</b>	<b>0</b>

## Season Highs

Innings Pitched	1.0	2x; last: at Texas Tech, Mar. 21, 2019
Strikeouts	1	at Texas Tech, Mar. 21, 2019
Hits	-	
Runs	-	
Walks	2	at Texas Tech, Mar. 21, 2019

## Career Highs

Innings Pitched	1.0	2x; last: at Texas Tech, Mar. 21, 2019
Strikeouts	1	at Texas Tech, Mar. 21, 2019
Hits	-	
Runs	-	
Walks	2	at Texas Tech, Mar. 21, 2019

## BULLPEN NOTES



## ◆ AT MICHIGAN

- Career debut: at Santa Clara, Feb. 26, 2017
- Converted to a pitcher for red-shirt junior season
- Pitching debut: vs. Manhattan, March 15, 2019

## ◆ PREP

- 2015 Mission League Championship
- 2015 All-League First Team selection
- 2012 Coaches Award

## #32 - JOE PACE

RHP/UT • R/R • 5-9 • 200 • R-JR. • VALLEY VILLAGE, CALIF. (NOTRE DAME HS)

Year	Avg	GP	GS	AB	R	H	2B	3B	HR	RBI	TB	SLG%	BB	HBP	SO	GDP	OB%	SF	SH	SB	ATT	PO	A	E	FLD%
2017	.143	19	2	21	4	3	1	0	1	5	7	.333	4	1	5	0	.286	2	0	0	0	9	14	1	.958
2018	.143	29	0	7	0	1	1	0	0	0	2	.286	1	0	4	1	.250	0	0	0	0	4	2	0	1.000
2019	.000	2	0	0	0	0	0	0	0	0	0	.000	0	0	0	0	.000	0	0	0	0	1	0	0	1.000
<b>TOTAL</b>	<b>.143</b>	<b>50</b>	<b>2</b>	<b>28</b>	<b>4</b>	<b>4</b>	<b>2</b>	<b>0</b>	<b>1</b>	<b>5</b>	<b>9</b>	<b>.321</b>	<b>5</b>	<b>1</b>	<b>9</b>	<b>1</b>	<b>.278</b>	<b>2</b>	<b>0</b>	<b>0</b>	<b>0</b>	<b>14</b>	<b>16</b>	<b>1</b>	<b>.968</b>


Year	ERA	W	L	App	GS	CG	SHO	CBO	SV	IP	H	R	ER	BB	SO	2B	3B	HR	BF	B/Avg	WP	HBP	BK	SFA	SHA
2019	3.86	0	0	9	1	0	0	0	0	9.1	8	4	4	5	14	1	0	0	41	.229	1	1	0	0	0
<b>TOTAL</b>	<b>3.86</b>	<b>0</b>	<b>0</b>	<b>9</b>	<b>1</b>	<b>0</b>	<b>0</b>	<b>0</b>	<b>0</b>	<b>9.1</b>	<b>8</b>	<b>4</b>	<b>4</b>	<b>5</b>	<b>14</b>	<b>1</b>	<b>0</b>	<b>0</b>	<b>41</b>	<b>.229</b>	<b>1</b>	<b>1</b>	<b>0</b>	<b>0</b>	<b>0</b>

## Season Highs

Innings Pitched	1.0	8x; last: at Maryland, May 5, 2019
Strikeouts	3	3x; last: at Ohio State, Apr. 13, 2019
Hits	3	at Texas Tech, Mar. 21, 2019
Runs	3	at Texas Tech, Mar. 21, 2019
Walks	3	vs. Eastern Mich., May 8, 2019

## Career Highs

Innings Pitched	1.0	8x; last: at Maryland, May 5, 2019
Strikeouts	3	2x; last: at Ohio State, Apr. 13, 2019
Hits	3	at Texas Tech, Mar. 21, 2019
Runs	3	at Texas Tech, Mar. 21, 2019
Walks	3	vs. Eastern Mich., May 8, 2019



## ◆ AT MICHIGAN

- Collegiate debut: Feb. 21, 2016 vs. Canisius

## ◆ PREP

- Two-year varsity baseball letterwinner
- Played one season of junior varsity baseball
- Three-year varsity football letterwinner
- Two-year varsity hockey letterwinner
- One-year varsity track letterwinner

## #34 - JACK BREDEON

RHP • R/R • 6-5 • 220 • SR. • HARTLAND, WIS. (ARROWHEAD HS)

Year	Avg	GP	GS	AB	R	H	2B	3B	HR	RBI	TB	SLG%	BB	HBP	SO	GDP	OB%	SF	SH	SB	ATT	PO	A	E	FLD%
2016	.000	0	0	0	0	0	0	0	0	0	0	.000	0	0	0	0	.000	0	0	0	0	3	0	0	1.000
2017	.000	0	0	0	0	0	0	0	0	0	0	.000	0	0	0	0	.000	0	0	0	0	0	2	0	1.000
2018	.000	1	0	0	1	0	0	0	0	0	0	.000	0	0	0	0	.000	0	0	0	0	0	0	0	.000
<b>TOTAL</b>	<b>.000</b>	<b>1</b>	<b>0</b>	<b>0</b>	<b>1</b>	<b>0</b>	<b>0</b>	<b>0</b>	<b>0</b>	<b>0</b>	<b>0</b>	<b>.000</b>	<b>0</b>	<b>0</b>	<b>0</b>	<b>0</b>	<b>.000</b>	<b>0</b>	<b>0</b>	<b>0</b>	<b>0</b>	<b>3</b>	<b>2</b>	<b>0</b>	<b>1.000</b>

Year	ERA	W	L	App	GS	CG	SHO	CBO	SV	IP	H	R	ER	BB	SO	2B	3B	HR	BF	B/Avg	WP	HBP	BK	SFA	SHA
2016	2.79	0	0	8	0	0	0	1	0	9.2	7	5	3	8	6	3	0	1	44	.200	0	1	0	0	0
2017	4.91	0	1	13	0	0	0	2	0	11.0	10	7	6	4	6	1	0	1	49	.244	0	3	0	0	1
2018	8.10	0	0	6	0	0	0	1	0	3.1	4	5	3	3	3	2	0	1	18	.267	1	0	0	0	0
2019	6.75	0	0	4	0	0	0	0	0	2.2	3	2	2	5	6	0	0	0	16	.273	2	0	0	0	0
<b>TOTAL</b>	<b>4.72</b>	<b>0</b>	<b>1</b>	<b>31</b>	<b>0</b>	<b>0</b>	<b>0</b>	<b>4</b>	<b>0</b>	<b>26.2</b>	<b>24</b>	<b>19</b>	<b>14</b>	<b>20</b>	<b>21</b>	<b>6</b>	<b>0</b>	<b>3</b>	<b>127</b>	<b>.235</b>	<b>3</b>	<b>4</b>	<b>0</b>	<b>0</b>	<b>1</b>

## Season Highs

Innings Pitched	1.0	2x; last: at Maryland, May 5, 2019
Strikeouts	3	vs. Manhattan, March 15, 2019
Hits	2	vs. Western Michigan, March 19, 2019
Runs	2	vs. Western Michigan, March 19, 2019
Walks	2	2x; last: at Texas Tech, Mar. 21, 2019

## Career Highs

Innings Pitched	2.1	at Illinois, May 21, 2016
Strikeouts	3	vs. Manhattan, March 15, 2019
Hits	4	vs. Seton Hall, Feb 19, 2017
Runs	5	vs. Seton Hall, Feb 19, 2017
Walks	3	at Illinois (5/21/16)

## BULLPEN NOTES



## ◆ AT MICHIGAN

• Career debut: vs. Manhattan, March 15, 2019

## ◆ PREP

- Perfect Game Georgia State Ranking: LHP (11), Overall (117)
- 2018 Rawlings-Perfect Game Honorable Mention All-American
- 2018 Rawlings-Perfect Game Southeast Region Honorable Mention
- 2018 1st team All-State, All-Region, and All-Conference
- 2018 Perfect Game High School Showdown
- 2017 Perfect Game Underclass High Honorable Mention
- 2017 All Region honorable mention
- 2016 Perfect Game Underclass Honorable Mention
- 2018 Played for East Cobb Astros
- 2015-2017 Played for East Cobb Athletics

## #35 - WALKER CLEVELAND

LHP • L/L • 6-2 • 145 • FR. • SUWANEE, GA. (NORTH GWINNETT HS)

Year	Avg	GP	GS	AB	R	H	2B	3B	HR	RBI	TB	SLG%	BB	HBP	SO	GDP	OB%	SF	SH	SB	ATT	PO	A	E	FLD%
2019	.000	0	0	0	0	0	0	0	0	0	0	.000	0	0	0	0	.000	0	0	0	0	0	14	2	.875
<b>TOTAL</b>	<b>.000</b>	<b>0</b>	<b>0</b>	<b>0</b>	<b>0</b>	<b>0</b>	<b>0</b>	<b>0</b>	<b>0</b>	<b>0</b>	<b>0</b>	<b>.000</b>	<b>0</b>	<b>0</b>	<b>0</b>	<b>0</b>	<b>.000</b>	<b>0</b>	<b>0</b>	<b>0</b>	<b>0</b>	<b>0</b>	<b>14</b>	<b>2</b>	<b>.875</b>

Year	ERA	W	L	App	GS	CG	SHO	CBO	SV	IP	H	R	ER	BB	SO	2B	3B	HR	BF	B/Avg	WP	HBP	BK	SFA	SHA
2019	4.34	4	3	14	3	0	0	1	0	37.1	30	20	18	15	18	7	1	4	163	.224	6	10	1	0	4
<b>TOTAL</b>	<b>4.34</b>	<b>4</b>	<b>3</b>	<b>14</b>	<b>3</b>	<b>0</b>	<b>0</b>	<b>1</b>	<b>0</b>	<b>37.1</b>	<b>30</b>	<b>20</b>	<b>18</b>	<b>15</b>	<b>18</b>	<b>7</b>	<b>1</b>	<b>4</b>	<b>163</b>	<b>.224</b>	<b>6</b>	<b>10</b>	<b>1</b>	<b>0</b>	<b>4</b>

## Season Highs

Innings Pitched	4.2	vs. Western Michigan, March 19, 2019
Strikeouts	3	vs. Nebraska, May 25, 2019
Hits	6	vs. Nebraska, May 25, 2019
Runs	4	vs. Nebraska, May 25, 2019
Walks	3	at Kentucky, May 14, 2019

## Career Highs

Innings Pitched	4.2	vs. Western Michigan, March 19, 2019
Strikeouts	3	vs. Nebraska, May 25, 2019
Hits	6	vs. Nebraska, May 25, 2019
Runs	4	vs. Nebraska, May 25, 2019
Walks	3	at Kentucky, May 14, 2019



## ◆ AT MICHIGAN

- Career debut: Feb. 24, 2018 vs. Arizona
- Earned his first career win with four innings of relief at Central Michigan (May 8-, 2018)
- Struck out four batters in two innings vs. Binghamton on Feb. 17, 2019, mixing an 87 MPH fastball and a 79 MPH slider
- First career start: Mar. 27, 2019 vs. San Jose State

## ◆ PREP

- 2017 Rawlings-Perfect Game Honorable Mention All-American Central
- 2017 All-Conference
- 2017 All-Area
- 2016 All-Conference
- 2016 All Area
- 2016 SSC Red Player of the Year
- 2016 Perfect Game Underclass High Honorable Mention
- 2015 Perfect Game Underclass Honorable Mention

## #40 - ANGELO SMITH

LHP • L/L • 5-9 • 160 • SO. • THORNTON, ILL. (RICHARDS HS)

Year	Avg	GP	GS	AB	R	H	2B	3B	HR	RBI	TB	SLG%	BB	HBP	SO	GDP	OB%	SF	SH	SB	ATT	PO	A	E	FLD%
2018	.000	0	0	0	0	0	0	0	0	0	0	.000	0	0	0	0	.000	0	0	0	0	1	5	0	1.000
2019	.000	0	0	0	0	0	0	0	0	0	0	.000	0	0	0	0	.000	0	0	0	0	1	5	1	.857
<b>TOTAL</b>	<b>.000</b>	<b>0</b>	<b>0</b>	<b>0</b>	<b>0</b>	<b>0</b>	<b>0</b>	<b>0</b>	<b>0</b>	<b>0</b>	<b>0</b>	<b>.000</b>	<b>0</b>	<b>0</b>	<b>0</b>	<b>0</b>	<b>.000</b>	<b>0</b>	<b>0</b>	<b>0</b>	<b>0</b>	<b>2</b>	<b>10</b>	<b>1</b>	<b>.923</b>

Year	ERA	W	L	App	GS	CG	SHO	CBO	SV	IP	H	R	ER	BB	SO	2B	3B	HR	BF	B/Avg	WP	HBP	BK	SFA	SHA
2018	1.14	1	0	15	0	0	0	0	0	23.2	14	6	3	12	20	1	0	0	101	.184	1	7	0	2	4
2019	4.50	1	0	22	4	0	0	3	0	30.0	32	21	15	20	36	9	0	1	147	.271	4	7	0	0	2
<b>TOTAL</b>	<b>3.02</b>	<b>2</b>	<b>0</b>	<b>37</b>	<b>4</b>	<b>0</b>	<b>0</b>	<b>3</b>	<b>0</b>	<b>53.2</b>	<b>46</b>	<b>27</b>	<b>18</b>	<b>32</b>	<b>56</b>	<b>10</b>	<b>0</b>	<b>1</b>	<b>248</b>	<b>.237</b>	<b>5</b>	<b>14</b>	<b>0</b>	<b>2</b>	<b>6</b>

## Season Highs

Innings Pitched	4.2	vs. Nebraska, May 25, 2019
Strikeouts	6	vs. Nebraska, May 25, 2019
Hits	6	vs. Bowling Green, Apr. 17, 2019
Runs	3	3x; last: vs. Nebraska, May 25, 2019
Walks	3	vs. Nebraska, May 25, 2019

## Career Highs

Innings Pitched	4.2	vs. Nebraska, May 25, 2019
Strikeouts	6	vs. Nebraska, May 25, 2019
Hits	6	vs. Bowling Green, Apr. 17, 2019
Runs	3	3x; last: vs. Nebraska, May 25, 2019
Walks	3	vs. Nebraska, May 25, 2019

## BULLPEN NOTES



## ◆ AT MICHIGAN

- 2019 MLB Draft: 14th pick (20th Rd.), Oakland Athletics
- Career debut: March 1, 2017 at Loyola Marymount

## ◆ PREP

- Four-time All-Conference
- Four-time All-District
- Four-time All-Region
- Two-time All-State
- All-State Dream Team

## #48 - JACK WEISENBURGER

RHP • R/R • 6-3 • 220 • JR. • ROCKFORD, MICH. (ROCKFORD HS)

Year	Avg	GP	GS	AB	R	H	2B	3B	HR	RBI	TB	SLG%	BB	HBP	SO	GDP	OB%	SF	SH	SB	ATT	PO	A	E	FLD%
2017	.000	2	0	1	0	0	0	0	0	0	0	.000	1	0	0	0	.500	0	0	0	0	0	0	0	.000
2018	.000	14	0	0	0	0	0	0	0	0	0	.000	0	0	0	0	.000	0	0	0	0	1	4	0	1.000
2019	.000	0	0	0	0	0	0	0	0	0	0	.000	0	0	0	0	.000	0	0	0	0	1	3	0	1.000
<b>TOTAL</b>	<b>.000</b>	<b>2</b>	<b>0</b>	<b>1</b>	<b>0</b>	<b>0</b>	<b>0</b>	<b>0</b>	<b>0</b>	<b>0</b>	<b>0</b>	<b>.000</b>	<b>1</b>	<b>0</b>	<b>0</b>	<b>0</b>	<b>.500</b>	<b>0</b>	<b>0</b>	<b>0</b>	<b>0</b>	<b>2</b>	<b>7</b>	<b>0</b>	<b>1.000</b>

Year	ERA	W	L	App	GS	CG	SHO	CBO	SV	IP	H	R	ER	BB	SO	2B	3B	HR	BF	B/Avg	WP	HBP	BK	SFA	SHA
2017	3.18	0	0	4	0	0	0	0	0	5.2	4	2	2	3	6	0	0	1	24	.200	0	0	0	1	0
2018	3.58	1	0	15	0	0	0	1	1	27.2	22	16	11	22	27	1	1	2	128	.218	3	3	1	1	1
2019	4.25	3	1	24	0	0	0	3	1	29.2	23	15	14	21	31	6	0	1	134	.221	2	5	0	4	0
<b>TOTAL</b>	<b>3.86</b>	<b>4</b>	<b>1</b>	<b>43</b>	<b>0</b>	<b>0</b>	<b>0</b>	<b>4</b>	<b>2</b>	<b>63.0</b>	<b>49</b>	<b>33</b>	<b>27</b>	<b>46</b>	<b>64</b>	<b>7</b>	<b>1</b>	<b>4</b>	<b>286</b>	<b>.218</b>	<b>5</b>	<b>8</b>	<b>1</b>	<b>6</b>	<b>1</b>

## Season Highs

Innings Pitched	2.0	5x; last: vs. Michigan State, May 7, 2019
Strikeouts	4	vs. Bowling Green, Apr. 17, 2019
Hits	4	vs. Indiana State, Apr. 10, 2019
Runs	3	3x; last: vs. Nebraska, May 25, 2019
Walks	3	2x; last: at UCLA, June 8, 2019

## Career Highs

Innings Pitched	3.2	at Lipscomb, Mar 11, 2018
Strikeouts	4	3x; last: vs. Bowling Green, Apr. 17, 2019
Hits	4	vs. Indiana State, Apr. 10, 2019
Runs	3	4x; last: vs. Nebraska, May 25, 2019
Walks	3	4x; last: at UCLA, June 8, 2019



## TV/RADIO ROSTER



**JOE DONOVAN**  
So. • C • 5-11  
CLARENDON HILLS, ILL.



**JACK BLOMGREN**  
So. • IF • 5-10  
MILTON, WIS.



**MILES LEWIS**  
R-Sr. • OF • 6-1  
HUDSON, WIS.



**AKO THOMAS**  
Sr. • IF • 5-7  
CHICAGO, ILL.




**CHRISTAN BULLOCK**  
Jr. • OF • 5-10  
CHICAGO, ILL.



**DANNY ZIMMERMAN**  
So. • OF • 6-4  
REDONDO BEACH, CALIF.



**JESSE FRANKLIN**  
So. • OF • 6-1  
SEATTLE, WASH.



**MATTHEW SCHMIDT**  
Sr. • IF • 6-2  
PARKER, COLO.



**BLAKE NELSON**  
Sr. • IF • 6-0  
NORMANDY PARK, WASH.



**HARRISON SALTER**  
R-So. • C • 6-3  
BLOOMFIELD HILLS, MICH.



**RILEY BERTRAM**  
Fr. • IF • 6-0  
ZIONSVILLE, IND.



**DOMINIC CLEMENTI**  
Jr. • OF • 6-1  
HARTLAND, WIS.



**BENJAMIN KEIZER**  
R-Jr. • LHP • 6-3  
PORTAGE, MICH.




**JIMMY KERR**  
Jr. • IF • 6-1  
SCOTTSDALE, ARIZ.



**JEFF CRISWELL**  
So. • RHP • 6-4  
PORTAGE, MICH.



**JORDAN ROGERS**  
Fr. • C • 5-8  
CHICAGO, ILL.



**DILLON NOWICKI**  
Fr. • RHP • 6-2  
STOUGHTON, WIS.



**WILLIE WEISS**  
Fr. • RHP • 6-3  
PORTLAND, ORE.




**BEN DRAGANI**  
So. • LHP • 6-5  
BROOKFIELD, WIS.



**JORDAN BREWER**  
Jr. • OF • 6-1  
ST. JOSEPH, MICH.




**CASEY BUCKLEY**  
Fr. • C • 6-1  
LONG BEACH, CALIF.




**ISAIAH PAIGE**  
R-Fr. • RHP • 6-1  
DIAMOND BAR, CALIF.




**STEVEN HAJJAR**  
Fr. • LHP • 6-5  
ANDOVER, MASS.




**KEATON CARRATINI**  
Fr. • RHP/IF • 6-2  
ENCINITAS, CALIF.



**BLAKE BEERS**  
So. • RHP • 6-4  
MANHATTAN BEACH, CALIF.



**JACK WHITE**  
Fr. • LHP • 6-3  
BETHESDA, MD.



**JOE PACE**  
R-Jr. • RHP/UT • 5-9  
VALLEY VILLAGE, CALIF.



**JACK BREDESON**  
Sr. • RHP • 6-5  
HARTLAND, WIS.



**WALKER CLEVELAND**  
Fr. • LHP • 6-2  
SUWANEE, GA.




**KARL KAUFFMANN**  
Jr. • RHP • 6-2  
BLOOMFIELD HILLS, MICH.



**ANGELO SMITH**  
So. • LHP • 5-9  
THORNTON, ILL.



**JORDAN NWOGU**  
So. • OF • 6-3  
ANN ARBOR, MICH.



**TOMMY HENRY**  
Jr. • LHP • 6-3  
PORTAGE, MICH.



**JACK WEISENBURGER**  
Jr. • RHP • 6-3  
ROCKFORD, MICH.



**JACK VAN REMORTEL**  
Fr. • IF • 6-1  
CARMEL, IND.