



WAKE FOREST

DEMON DEACON FOOTBALL

WAKE FOREST VS. VANDERBILT ♦ **Nov. 29, 2008** ♦ **BB&T FIELD**



WAKE FOREST (6-5, 4-4 ACC) VS. VANDERBILT (6-5, 4-4 SEC)

Date: November 29, 2008

Time: 7 p.m. ET

Site: Winston-Salem, N.C.

Stadium: BB&T Field (31,500)

Television: ESPNU. Clay Matvick (play-by-play), David Diaz-Infante (color) and Melissa Knowles (sidelines) have the call.

Records: Wake is 6-5 overall and 4-4 in the ACC after falling to BC 24-21 last week at BB&T Field. Vanderbilt comes in at 6-5 overall and 4-4 in the SEC following a 20-10 loss to Tennessee last week in Nashville.

Rankings: Wake and Vanderbilt are both unranked. The Deacons were ranked in the top 25 for eight weeks this season, one week shy of the school record. Vanderbilt has climbed as high as 13th in the rankings this year.

Wake Forest Coach Jim Grobe: Grobe (Virginia '75) is in his eighth season at Wake Forest and has a record of 52-44. Grobe, who spent six seasons at Ohio University, is in his 14th year as a head coach and has a career mark of 85-77-1.

Vanderbilt Coach Bobby Johnson: Johnson (Clemson '73) is in his seventh season at the helm of the Commodores with a record of 26-55. Prior to his tenure at Vanderbilt, Johnson spent eight seasons as the head coach at I-AA Furman, earning National Coach of the Year honors in 2001.

WAKE FOREST MEDIA RELATIONS

Address..... PO Box 7426
..... Winston-Salem, NC 27109
Phone..... (336) 758-5640
Fax..... (336) 758-5140
Website..... www.WakeForestSports.com
Assistant AD/Media Relations (FB Contact)
..... Steve Shutt
Email..... shuttsj@wfu.edu
Office..... (336) 758-5640
Cell..... (336) 970-7512
Admin. Asst. (FB Credentials)..... Emily Richey
Email..... richeyem@wfu.edu
Assistant Director..... Scott Wortman
Assistant Director..... Katy Hamlett
Assistant Director..... Chad Crunk
Media Relations Assistant..... Gary Petit
Graduate Student Assistant..... Lynn Enterline
Pressbox Phone..... (336) 896-9159

WAKE FOREST HOSTS VANDY IN FINAL HOME GAME

Wake Forest will host Vanderbilt in the final game of the regular season on Saturday, Nov. 29 at 7:00 p.m. at BB&T Field. The game will be broadcast nationally on ESPNU as well as over the air on the Wake Forest ISP Radio Network.

Both teams enter the game at 6-5 on the season with matching 4-4 conference records. Both teams are bowl eligible and hope to enhance their bowl-worthiness with a win on Saturday.

The Deacons are coming off a heartbreaking, last-second loss to Boston College. The Eagles scored with 1:12 to play in the game to claim a 24-21 win. Vanderbilt dropped a 20-10 decision at home to Tennessee.

This game will mark the first time since 1959 that both Wake Forest and Vanderbilt have achieved bowl-eligibility in the same season.

Saturday's game marks the final home game for 16 Wake Forest seniors. That senior class has become the winningest class in school history, posting a record of 30-19 over the last four years.

Vanderbilt holds a 7-4 lead in the all-time series that dates back to 1964. This game is part of a series of games between the two schools that includes contests each year between 2007 and 2015 with the exception of 2009.

QUICKIE NOTES

■ Wake Forest is looking for its seventh win of the season. The Deacons have never had three straight seasons of seven or more wins.

WHAT'S INSIDE

Schedule Notes.....	2
Game Week Info.....	2
Deacon Notes.....	3-8
National Polls.....	4
Quick Facts & Radio Info.....	6
Series History.....	9
ACC.....	10
Head Coach Jim Grobe.....	11
Depth Chart.....	12
Pronunciation Guide.....	12
Probable Starters.....	13
Numerical Roster.....	14-15
Recaps/Box Scores.....	16-21
Season Statistics.....	22-28
Season/Career Highs.....	29-31
The Last Time.....	32
Record Watch.....	33-36
Opponents' Schedules.....	37
Deacon Travel Roster.....	38

■ Wake's senior class will leave as the winningest class in school history. They enter Saturday's game with a four-year record of 30-19 with two bowl appearances and the 2006 ACC Championship.

■ Wake Forest and Vanderbilt were each ranked in the Top 25 for four consecutive weeks from Sept. 21 through Oct. 12.

NEXT UP...

With the regular season complete, Wake Forest will wait and hear from the bowls as to its postseason assignment.

DEACON STORYLINES

Page 3: Eight Deacon opponents are bowl eligible and another two are close.

Page 3: The Deacon defense provided the offense last Saturday.

Page 4: Wake Forest leads the nation in takeaways with 32.

Page 5: Alphonso Smith is a finalist for the Bronko Norgurski Award.

SERIES HISTORY

For more series info, see page 9.

Overall: Vanderbilt leads 7-4

At Wake Forest: 1-4

At BB&T Field: 0-4

At Vanderbilt: 3-3

At Vanderbilt Stadium: 3-3

Jim Grobe vs. VU: 1-1

Bobby Johnson vs. Wake: 1-1

Current Streak: Won 1

Largest WFU Win: 34 in 1992 (40-6)

Largest VU Win: 21 in 1994 (35-14)

Last Meeting: WFU 31-17 (Nov. 24, 2007, in Nashville)

ALL-TIME SERIES RESULTS

Year	W/L	Site	Score
2007	W	A	31-17
2005	L	H	20-24
2000	L	H	10-17
1994	L	A	14-35
1993	L	H	12-27
1992	W	A	40-6
1990	W	A	56-28
1977	L	H	0-3
1976	L	A	24-27
1965	W	H	7-0
1964	L	A	6-9

WAKE FOREST DEMON DEACONS (6-5, 4-4 ACC)

Aug. 28	at Baylor (FSN)	W, 41-13
Sept. 6	OLE MISS (ABC/ESPN2)	W, 30-28
Sept. 20	at Florida State (ESPN2)	W, 12-3
Sept. 27	NAVY (ESPNU)	L, 17-24
Oct. 9	CLEMSON (ESPN)	W, 12-7
Oct. 18	at Maryland (Raycom)	L, 0-26
Oct. 25	at Miami (ESPNU)	L, 10-16
Nov. 1	DUKE (ESPN 360)	W, 33-30 (OT)
Nov. 8	VIRGINIA (ESPNU)	W, 28-17
Nov. 15	at NC State (ESPNU)	L, 17-21
Nov. 22	BOSTON COLL. (ABC)	L, 21-24
Nov. 29	VANDERBILT (ESPNU)	7:00

VANDERBILT COMMODORES (6-5, 4-4 SEC)

Aug. 28	at Miami (Ohio)	W, 34-13
Sept. 4	SOUTH CAROLINA	W, 24-17
Sept. 13	RICE	W, 38-21
Sept. 20	at Ole Miss	W, 23-17
Oct. 4	AUBURN	W, 14-13
Oct. 11	at Mississippi State	L, 14-17
Oct. 18	at Georgia	L, 14-24
Oct. 25	DUKE	L, 7-10
Nov. 8	FLORIDA	L, 14-42
Nov. 15	at Kentucky	W, 31-24
Nov. 22	TENNESSEE	L, 10-20
Nov. 29	at Wake Forest	7:00





DEMON DEACON FOOTBALL

WAKE FOREST VS. VANDERBILT ♦ Nov. 29, 2008 ♦ BB&T FIELD



GAME WEEK

Weekly Press Conference

Wake Forest's weekly press conference begins each Tuesday at 11 a.m. in the Rovere Room of the Miller Center on campus. Selected players are available first, followed by lunch and then Jim Grobe at 12:15 p.m. Any specific player requests must be made before noon on Monday. Transcripts of the press conference will be e-mailed and posted on WakeForestSports.com. A live video feed of the press conference is available and later archived on WakeForestSports.com.

ACC Weekly Teleconference

Jim Grobe participates in the ACC's weekly teleconference every Wednesday at 10:30 a.m. For the media access number, contact the ACC Media Relations Office or the Wake Forest Media Relations Office. The teleconference is archived online at theACC.com.

Covering Practice

Wake Forest typically conducts its practices on campus adjacent to the Pruitt Football Center. Please contact the Media Relations Office when you'd like to attend. Coach Grobe is available in person every day of the week and players are available Monday through Wednesday before practice. Photographers are welcomed to take pictures or film at any time throughout practice.

The Jim Grobe Show Pres. by BB&T

Coach Grobe's weekly call-in radio show with the Voice of the Deacons Stan Cotten airs Thursday nights on the Wake Forest ISP Network and online at www.WakeForestSports.com.

Coach Grobe Interviews

Aside from the previously mentioned Tuesday press conference, Wednesday teleconference, Thursday radio show, Jim Grobe is available for phone interviews on Thursday afternoons by appointment only and on a first-come, first-served basis. Please schedule those with the Media Relations Office.

Player Interviews

Players are available at Tuesday's weekly press conference and before practice Monday through Wednesday. Phone interviews will be scheduled on an individual basis, contingent on class schedules. Please schedule those with the Media Relations Office.



AT BAYLOR
August 28
WACO, TEXAS
W, 41-13
FOX SPORTS NET

Wake Forest opened the season with its first-ever win in or against the state of Texas. Riley Skinner completed 27 of 36 passes and had a career-best three TDs, while Chip Brinkman caught his first two career TDs. The Deacs scored on each of their first three possessions of the game, and the defense forced four turnovers. Sam Swank booted a pair of field goals, one from 40 yards out and another from 42.



OLE MISS
SEPTEMBER 6
BB&T FIELD
W, 30-28
ABC/ESPN2

Sam Swank's 41-yard field goal with three seconds left in the game lifted Wake Forest to a thrilling 30-28 defeat of Ole Miss. In a contest that featured six lead changes, the Rebels scored a touchdown to go up 28-27 with 1:01 remaining. The Deacs drove 57 yards on nine plays to set up Swank's game-winner. D.J. Boldin caught 11 passes for 123 yards, while Riley Skinner completed 32 of 43 passes with 2 TDs.



AT FLORIDA STATE
SEPTEMBER 20
TALLAHASSEE, FLA.
W, 12-3
ESPN2

The Wake defense forced seven turnovers, and Sam Swank made a career-high four field goals to lead the Deacs past Florida State, 12-3. The Deacon defense was stifling, getting five interceptions and two fumble recoveries. Wake did not let FSU advance past the Deacs' 20-yard line all game. Kevin Patterson led the defense by forcing three turnovers on his own -- two interceptions and one forced fumble.



NAVY
SEPTEMBER 27
BB&T FIELD
L, 17-24
ESPN2

Navy scored 17 of its points off six Wake Forest turnovers, as the Midshipmen pulled off a 24-17 upset of the No. 15-ranked Demon Deacons. Navy dominated the ground game, rushing for 292 yards on 59 carries. Eric Kettani finished with 175 rushing yards, the first 100+ game by a Deacon opponent since Sept. 22, 2007. D.J. Boldin led Wake Forest with eight catches for 116 yards.



CLEMSON
OCTOBER 9
BB&T FIELD
W, 12-7
ESPN

Riley Skinner hit D.J. Boldin on a 7-yard TD pass with 5:28 remaining in the game to send Wake Forest to a 12-7 defeat of Clemson. The Deacons held the Tigers' vaunted running attack to just 21 yards on 23 carries. Clemson was also just 2-of-14 on third downs. Skinner rushed for a career-high 73 yards on 11 carries. Shane Popham replaced the injured Sam Swank and kicked two field goals.



AT MARYLAND
OCTOBER 18
COLLEGE PARK, MD.
L, 0-26
RAYCOM

Maryland handed Wake Forest its first shutout since 1998, defeating the Demon Deacons 26-0 to create a four-way tie for first in the ACC Atlantic Division. Wake recovered two fumbles in Terrapin territory but could not convert them into points. The Deacs missed both of their field goal attempts in the game, as Sam Swank sat out his second straight contest with a strained quad.



AT MIAMI
OCTOBER 25
CORAL GABLES, FLA.
L, 10-16
ESPN2

Wake Forest could not hold on to a 10-3 halftime lead as Miami rallied back to post a 16-10 defeat of the Deacs. Mike Rinfrette scored on a 1-yard plunge to cap Wake's first drive of the game, but the Deacs could not find the endzone the rest of the day. Josh Adams led a rushing attack that produced 195 yards on 52 carries. Adams finished with 111 yards on 21 rushes. Wake completed 3 of 8 passes on the day.



DUKE
NOVEMBER 1
BB&T FIELD
W, 33-30 (OT)
ESPN 360

Shane Popham hit the game-winning 28-yard field goal in OT, and Alphonso Smith ended the game with an INT to send Wake Forest to a 33-30 defeat of Duke. The Blue Devils missed a 42-yard field goal attempt as time expired in regulation. Brandon Pendergrass rushed for a touchdown, and D.J. Boldin caught a TD pass from Riley Skinner. Aaron Curry and Chip Vaughn had 16 and 13 tackles respectively.



VIRGINIA
NOVEMBER 8
BB&T FIELD
W, 28-17
ESPN2

Wake Forest raced out to a 28-3 halftime lead and then held on for a 28-17 defeat of Virginia. Brandon Pendergrass rushed for 110 yards and a touchdown to make the Deacons bowl eligible and give Wake its first win vs. UVA in Winston-Salem since 1983. The Deacons forced four turnovers, including a 53-yard INT return for a TD by Kevin Patterson. Devon Brown and Ben Wooster also caught TD passes.



AT NC STATE
NOVEMBER 15
RALEIGH, N.C.
L, 17-21
ESPN2

QB Russell Wilson accounted for all three NC State touchdowns as the Wolfpack posted a 21-17 comeback defeat of Wake Forest. The Deacons led 17-14 entering the fourth quarter but could not hold on. WR D.J. Boldin threw a 64-yard TD pass to Marshall Williams for Wake's first score. Williams finished with seven catches for a career-high 116 yards. Boldin also caught a TD pass from Riley Skinner.



BOSTON COLLEGE
NOVEMBER 22
BB&T FIELD
L, 21-24
ABC/ESPN

Boston College scored on a QB sneak with 1:12 to play to edge Wake Forest 24-21 on Senior Day. The Deacons led 21-16 in the fourth quarter thanks to two defensive scores and a punt block that set up another touchdown. The Wake offense managed just 191 total yards, the lowest total ever in the Jim Grobe Era. Kevin Patterson and Kyle Wilber each scored on fumble recoveries.



VANDERBILT
NOVEMBER 29
BB&T FIELD
7:00
ESPN2

The final regular season contest features the Deacs' second SEC foe of 2008. Wake and Vandy will play every year through 2014, except for 2009. The Deacs went to Nashville for the season finale in 2007 and came away with a 31-17 win, thanks to two Alphonso Smith interceptions and Josh Adams' two touchdowns. The schools have met 11 times since 1964 with the Commodores holding a 7-4 advantage.



ACC CHAMPIONSHIP
DECEMBER 6
TAMPA, FLA.
1:00 P.M.
ABC

Now in its fourth year, the Dr. Pepper ACC Championship Game will move to Raymond James Stadium in Tampa Bay, Fla. The Championship was played in Jacksonville the past three seasons but moves to Tampa Bay for 2008 and 2009 and then to Charlotte for 2010 and 2011. Wake Forest won the 2006 ACC Championship Game, defeating Georgia Tech 9-6.





TEAM NOTES

LAST TIME OUT

Wake Forest dropped a heart-breaking 24-21 decision at home to Boston College on Nov. 22. The game ended Wake Forest's hope to return to the ACC Championship game for the second time in three years. The Deacons were outstanding defensively, scoring a pair of touchdowns on fumble returns and holding on to a 21-16 lead until the final minutes of the game. BC scored on a 1-yard run by backup quarterback Dominique Davis with 1:12 left the play. Davis played the entire second half after starter Chris Crane left the game with a broken collarbone.

Boston College took a 6-0 lead with a pair of field goals from Steve Aponavicius. Mark Herzlich intercepted a Riley Skinner pass and returned it 34 yards to put the Eagles up 13-0 midway through the second quarter.

The Deacons scored the first of two defensive touchdowns when Kevin Patterson returned a fumble 15 yards to cut the margin to 13-7.

Aponavicius added a 30-yard field goal just before halftime to send the Eagles to the locker room with a 16-7 lead.

Early in the third quarter, Kyle Wilber scored with a two-yard fumble recovery that pulled Wake to within two points at 16-14.

Wake went ahead early in the fourth quarter when a blocked punt by Gelo Orange gave the Deacons the ball at the BC one. Skinner hit Rich Belton with the scoring pass on the next play and Wake Forest went ahead 21-16.

DEACON DEFENSE PROVIDES POINTS

In 2007, Wake Forest led the nation with 10 non-offensive touchdowns and eight defensive scores. Wake Forest had six interception returns and two fumble returns for scores.

In 2008, Wake's only defensive touchdown was a 53-yard interception return by Kevin Patterson against Virginia on Nov. 8.

The Deacon defense scored twice against Boston College on Saturday. Patterson tallied his second score of the game with a 15-yard fumble return. Redshirt freshman Kyle Wilber scored his first collegiate touchdown with a two-yard fumble return.

The defense also set up the offense when Gelo Orange blocked a punt that the Deacons recovered on the one-yard line. Riley Skinner threw a scoring pass on the next play.

ACC DEFENSES SLOW OFFENSES

Wake Forest head coach Jim Grobe has mentioned what a tough conference the ACC is defensively in 2008. The statistics bear him out.

Eight of the ACC's 12 teams are ranked among the top 40 schools in the nation in terms of total defense. Boston College is fifth in the nation, allowing just 269.6 yards per game. The ACC's top defensive units also include Florida State (seventh in the nation), Virginia Tech (eighth), Clemson (15th), Georgia Tech (19th), Miami (20th), Wake Forest (22nd) and Virginia (40th).

Because of those stingy defenses, there is not a single ACC team ranked in the top 40 in the nation in total offense. Florida State is 45th in the country with 380.2 yards per game.

EIGHT OPPONENTS BOWL ELIGIBLE

Eight of Wake Forest's opponents in 2008 have achieved bowl eligibility status and two others can still get there. Boston College and Florida State each have eight victories while

Maryland, Ole Miss and Miami all have seven victories this year. Vanderbilt, Clemson and Navy each have six wins. Virginia and NC State have five wins with one game remaining. The only teams that have faced Wake Forest this year that have been eliminated from bowl competition are Baylor (4-7) and Duke (4-7).

BOWL ELIGIBLE FOR THIRD STRAIGHT YEAR

Wake Forest's win over Virginia on Nov. 8 was its sixth of the year, making the Deacons bowl-eligible for a third straight season. When Wake Forest was invited to the Meineke Car Care Bowl in 2007, it marked the first time in school history that the Deacons went to bowl games in back-to-back years. Wake Forest appeared in the FedEx Orange Bowl in 2006.

With three bowl trips in his first seven years, Jim Grobe already owns the school mark for the most bowl trips by a Wake Forest head coach.

SIX WINS THREE CONSECUTIVE YEARS

For just the third time in school history, Wake Forest has won six or more games in three consecutive years. The Deacons went 11-3 in 2006, 9-4 in 2007 and are currently 6-5. This is the first time Wake has won six or more in three straight years since 1946-48 (18-11 cumulative record). Under the direction of head coach D.C. "Peahead" Walker, the Deacs went 6-3 in 1946, 6-4 in 1947 and 6-4 in 1948.

The only other period in which the Deacons accomplished this feat was from 1923-25 (19-7-1 record). Under Hank Garity, Wake went 6-3 in 1923, 7-2 in 1924 and 6-2-1 in 1925.

FOUR+ ACC WINS FOR FIRST TIME EVER

For the first time in school history, Wake Forest has posted three straight seasons with four or more ACC victories. The Deacons finished 4-4 in the ACC play in 2008 and is a combined 15-9 in conference play over the past three seasons.

DEACONS CLOSE IN ON ATTENDANCE MARK

Wake Forest has drawn 195,680 fans to its six home games at BB&T Field this season, the second-highest season attendance mark in school history. The all-time record is 197,911 set during a seven-game home season in 2003. The Deacons are just 2,232 fans away from a new season record.

WAKE FOREST 6TH IN NCAA ATTENDANCE

Wake Forest this week is sixth in the NCAA Football Bowl Subdivision attendance count as determined by percentage of capacity. With a crowd of 30,373 on hand for the Boston College game, Wake Forest has now drawn a capacity crowd or greater in 14 of its last 15 games. On Nov. 8, Wake Forest drew a season-high 34,014 fans for its game against Virginia.

The Deacons are now sixth in the nation, averaging 103.4 percentage of capacity for each home game. Oregon leads the nation at 108.2 percent, and Nebraska is second at 104.9. Wake trails fifth place Oklahoma (103.61) and is just ahead of Kentucky (102.70).

STRONG SCORING DEFENSE

Wake Forest ranks 22nd in the nation and seventh in the ACC in total defense and 22nd nationally in scoring defense. The Deacons are allowing just 19.0 points per game this year. Wake's defense has allowed 17 or fewer points in five of its 11 games. A year ago, the Deacons were seventh in the ACC in scoring defense, yielding 22.2 points per game.



ON THIS DATE IN DEACON FOOTBALL HISTORY... NOVEMBER 22

2003: Wake Forest's season came to an end with a 41-28 loss to Maryland. The contest was a display of two outstanding rushing attacks as Maryland running back Bruce Perry finished with 237 yards and three touchdowns, while Wake Forest's Chris Barclay rushed for 243 yards. This was the first time in ACC history, and only the fifth time in NCAA history that opposing backs each had more than 200 rushing yards in the same game.

1952: The Deacons closed the season with a 39-14 win over South Carolina in Winston-Salem. QB and team captain Sonny George completed seven of nine passes for 122 yards and one TD.

1941: Wake Forest finished a 5-5-1 season under head coach D.C. Walker with a 25-6 loss to Texas Tech at Memorial Stadium in Charlotte. The win put Texas Tech at 9-1 on the season and earned the Red Raiders a berth in the Sun Bowl in El Paso, Texas. The Deacons had six seniors in their final game in Gold and Black: co-captains John Polanski and Carl Givler, Frank Kapriva, Pat Geer, Pete Horchak and Joe Duncavage.

OPEN THE GATE

Much like the ceremonial throwing out of the first pitch at a baseball game, Wake Forest this year started a tradition of having a celebrity/alum "open the gate" at BB&T Field. Prior to coming onto the field in the moments before the opening kickoff, the Deacons assemble behind a black wrought iron gate. The "gatekeeper" then opens the gate to allow the Deacons to storm onto the field.

2008 Gatekeepers:

- Ole Miss, Sept. 6
- Chris Paul, basketball letterman
- Navy, Sept. 27
- Tim Duncan and Dave Odom,
- WFU Hall of Fame inductees
- Clemson, Oct. 9
- Ricky Proehl - football letterman
- Duke, Nov. 1
- Rusty LaRue, 3-sport letterman
- Virginia, Nov. 8
- Muggsy Bogues, basketball letterman
- Boston College, Nov. 22
- Jamie Dean, WFU graduate student
- and 2008 Paralympian





NATIONAL POLLS

ASSOCIATED PRESS (Nov. 23)

Table with 4 columns: School, Rec., Pts., Prev. listing top 25 teams in the Associated Press poll.

USA TODAY COACHES POLL (Nov. 23)

Table with 4 columns: School, Rec., Pts., Prev. listing top 25 teams in the USA Today Coaches Poll, with Wake Forest at #40.

Opponents Receiving Votes: Ole Miss 40, Maryland 9, Miami 2, Virginia Tech 2.

WAKE LEADS NATION IN TAKEAWAYS

Wake Forest leads the nation in takeaways after recovering three fumbles against Boston College on Nov. 22. The Deacons now have 32 takeaways on the season including 17 fumble recoveries and 15 interceptions.

Of Wake's 221 points scored this season, 97 have come off 32 opponent turnovers. Last year, the Deacs had 108 points off 35 forced turnovers.

Over the previous two seasons, the Deacons tied for the national lead in creating turnovers. Wake, Oregon State, South Florida and BC each forced 65 turnovers from 2006-07.

In Jim Grobe's 7+ seasons at Wake Forest, the Deacons are +64 in turnovers, having gained 218 and lost 154.

INTERCEPTIONS RISING

Kevin Patterson's 53-yard interception return for a touchdown on Nov. 8 against Virginia marked the 20th time in the Jim Grobe Era that a Deacon has returned an INT for a score.

Wake Forest has intercepted an opponent's pass in 27 of 38 games over the last three seasons and in 35 of the last 49 contests since the start of the 2005 season.

OPPONENTS ON TARGET ON FIELD GOALS

Wake's defense has done an excellent job of keeping opponents out of the endzone and limiting them to field goal attempts. Unfortunately, those opponents have not missed many field goals.

Wake's foes had connected on 10 straight field goal attempts and 10 of 11 total tries until Duke's Nick Maggio missed a potential game-winning 42-yarder as time expired in regulation on Nov. 1.

Boston College made all three of its field goal attempts on Nov. 22 and Virginia nailed its lone attempt on Nov. 15. Wake's opponents have hit on four straight field goal attempts on 14 of its last 15 tries.

For the year, Wake Forest's opponents have hit on 14 of 16 attempts. The Deacs have made 17 of 26 FG attempts.

WAKE FOREST'S MAGIC NUMBER

Wake Forest's magic number is 24. Under Grobe, the Deacs are 42-13 when scoring 24+ points. When scoring fewer than 24 points, Wake Forest is only 10-31 and 2-5 this season.

Since the start of the 2006 season, the Deacs are 19-1 when scoring 24 or more points. The only loss during that span was a 38-28 setback in the 2007 season opener at BC.

Wake Forest is 7-11 when scoring less than 24 points since the start of the 2006 campaign.

PRESEASON FOOTBALL AND BASKETBALL

Wake is one of only nine schools nationally and the only ACC school to appear in the USA Today Coaches preseason poll in both football and basketball. The Deacons were ranked 23rd in the football poll and were 24th in the basketball poll.

The only other schools included in both polls are Texas (10th in football/8th in basketball), Tennessee (18/13), Oklahoma (4/14), Arizona State (16/15), Florida (5/19), USC (2/T21), Wisconsin (12/T21) and Kansas (13/23).

DEACONS SPENT EIGHT WEEKS IN TOP 25

Wake Forest spent eight weeks ranked in the top 25 this season before falling out on Oct. 19. The stretch was one week shy of the record nine weeks set during the 2006 season.

For the first time in school history, Wake Forest also opened a season ranked among the top 25 teams in the country in either the AP or USA Today Coaches Polls. The Deacons were 23rd in each of the two major preseason polls.

Ranked No. 20 in the Week 2 polls, Wake stood as the only ACC team ranked in the AP Top 25 for the first time ever.

The Deacs climbed as high as No. 15 in the Coaches Poll and No. 16 in the AP Poll this year.

WAKE WINNING CLOSE GAMES

Since the start of the 2006 season, Wake Forest is 11-6 in games decided by seven points or less. In the four seasons prior to 2006, the Deacons went 8-12 in games decided by seven points or less. Wake Forest was a perfect 5-0 in close games in 2006 and is 3-4 this season.

IT SEEMS LIKE THEY'RE ALL CLOSE GAMES

Jim Grobe has coached 96 games at Wake Forest and posted a record of 52-44. During Grobe's tenure, the Deacons have won 28 games by eight points or greater and lost 22 games by eight points or greater. The other 46 games have all been by seven points or fewer and Wake has a record of 24-22. Wake is 15-7 in games decided by three points or fewer.

DEACONS GO DOWN TO THE WIRE

Nine of Wake Forest's 11 games this season have been decided late in the fourth quarter. Wake has won three games decided by a touchdown or less and lost four times by seven points or fewer. Here's a quick recap of the final drives of those games:

Ole Miss: Wake Forest took possession with 1:01 to play in the game trailing 28-27. Sam Swank won the game with a 41-yard field goal with three seconds left.

Florida State: Wake held a 12-3 lead in the fourth quarter and intercepted each of FSU's final three possessions.

Navy: Wake scored with 1:14 to play to pull within seven at 24-17. After Navy recovered the onside kick, the Midshipmen earned one first down then were able to run out the clock.

Clemson: Wake stopped the Tigers on downs with 3:37 to play. Wake then gained a first down and was able to run out the clock.

Miami: Wake trailed 16-10 and punted the ball away with 3:13 to play. UM was able to earn two first downs and run out the clock.

Duke: Tied at 30, the Blue Devils missed a 42-yard field goal as time expired in regulation. Wake scored an overtime field goal and then intercepted a Duke pass to seal the win.

Virginia: Stanley Arnoux's interception with 2:10 to play in the game ended Virginia's final scoring threat.

NC State: NC State took the lead with 10:17 remaining in the game. Wake punted on its next two possession then regained the ball with 2:50 to play. Wake reached the NCS 25 before losing the ball on downs. NCS was able to run out the clock.

Boston College: The Eagles took the lead with 1:12 to play. Wake Forest reached the Eagles' 39 before losing the ball on downs.





INDIVIDUAL NOTES

WINNING SENIOR CLASS

This year's senior class will finish their careers as the winningest class in school history. The 2008 seniors own a 30-19 (.612) record since the start of the 2005 season.

WAKE'S WINNINGEST DECADE

Wake Forest is in the midst of its most successful period of football in school history. The Deacons are 27-11 overall and 15-9 in ACC play since the start of 2006.

WAKE'S WINNING TRADITION

Wake Forest won a combined 20 games over the 2006 and 2007 seasons. Only 18 schools in the nation won 20 or more games between the 2006 and 2007 seasons.

If Wake finishes 2008 over .500, it would mark the first time since 1950-52 that the Deacs have posted three straight winning records. In Wake's last three-year winning stretch, the Deacs were 6-1-2 in 1950, 6-4 in 1951 and 5-4-1 in 1952.

NOTING THE BOSTON COLLEGE GAME

Wake Forest lost 24-21 to Boston College at BB&T Field on Nov. 22. Here are a few notes from that contest:

- DE Matt Robinson recorded his 12th career sack in the first quarter. He is now tied for seventh all-time on the Wake Forest career list.
• Redshirt freshman DE Kyle Wilber made a career-high eight tackles in the game and scored his first collegiate touchdown on a fumble recovery.
• The Demon Deacons had their seven-game winning streak while wearing all-black uniforms snapped.
• Wake Forest suffered its first home ACC loss since the 2006 season. The Deacons were 4-0 at home last year against ACC opponents went 3-1 this year.

SMITH NAMED NAGURSKI FINALIST

CB Alphonso Smith has been named one of five finalists for the Bronko Nagurski Award, which is given annually to the nation's top defensive player by the Charlotte Touchdown Club.

Smith is joined by TCU DE Jerry Hughes, USC LB Rey Maua-luga, Texas DE Brian Orakpo and Florida LB Brandon Spikes. The award will be handed out at a gala banquet in Charlotte on Dec. 7.

BOLDIN LEADS ACC IN RECEIVING

Senior D.J. Boldin has become Wake Forest's go-to receiver this season. Boldin ranks first in the ACC and tied for 26th nationally in receptions per game. Boldin's 69 catches equates to an average of 6.3 per game.

Boldin is the ACC leader in receptions with 69 for 709 yards and three touchdowns. Boldin's 69 receptions mark the third-highest total in a season for a Deacon. WR Kenny Moore set the school and ACC record for single season receptions with 98 last year. Desmond Clark had 72 receptions in 1997.

If Boldin maintains his average of 6.3 receptions per game, he would finish the 12-game regular season with 75 catches.

Boldin has a pair of 100-yard receiving games this season. On Sept. 6 against Ole Miss, he caught 11 passes for 123 yards. His 11 receptions matched his season total from 2007, while he came within four yards of matching his yardage total from 2007 as well. Boldin posted his second 100-yard receiving game of the season when he collected eight catches for 106 yards vs. Navy.

The senior wide receiver came into the year with 26 career receptions for 351 yards and no touchdowns. His seven-yard, game-winning touchdown catch against Clemson marked his first career touchdown.

SKINNER EARNS THIRD 2,000-YD SEASON

Riley Skinner became just the third quarterback in Wake Forest history with three seasons of 2,000 or more passing yards. Skinner threw for 126 yards against Boston College on Nov. 22 to push his season total to 2,008 yards. Skinner threw for 2,051 yards as a redshirt freshman in 2006 and followed that up with 2,204 as a sophomore last season.

Skinner is just the third Wake Forest quarterback with three 2,000-yard seasons. He is joined in this select club by Brian Kuklick (1996-98) and Gary Schofield (1981-83).

Skinner also threw his 33rd career touchdown pass last week, hitting Rich Belton with a one-yard pass early in the fourth quarter. Skinner ranks fifth all-time on the school's career list for touchdown passes.

Skinner's career passing total now stands at 6,263 yards. That is the fourth-highest total in school history and 22nd-best in ACC history. Skinner's career yardage total falls in between 21st Danny Kanell (Florida State, 1992-95) with 6,372 yards and Maryland's Boomer Esiason (1981-83) with 6,184 yards.

CURRY HAVING MONSTER SEASON

Wake Forest strongside linebacker Aaron Curry is having a year worthy of postseason accolades. The 6-3, 247-pound redshirt senior leads the Deacons with 95 tackles including 14 tackles for loss and 2.5 sacks. For his career, Curry has amassed 322 career tackles and 43.5 tackles for loss.

Curry has four games of 10 or more tackles including a career-high 16 against Duke on Nov. 1. He 10 stops against Boston College last week.

On the year, Curry has led the Deacons in tackles in six of 11 games. His 95 stops this season is nearly a career best. He had 99 tackles last year as a junior.

SMITH CAUSES TWO FUMBLES

Along with Aaron Curry, another Deacon worthy of postseason honors is senior cornerback Alphonso Smith.

Smith caused two fumbles against Boston College. Kevin Patterson returned one of those fumbles 15 yards for a Wake Forest touchdown.

Smith has now forced eight fumbles in his career. When combined with his 19 career interceptions, Smith has forced 27 turnovers in his career.

POPHAM GETTING THE HANG OF IT

P/PK Shane Popham has found his niche over the last three games. After being thrust into the spotlight in the wake of Sam Swank's injury, Popham struggled early as the starter. Over his first five starts, Popham averaged 36.6 yards on 24 punts.

However, over the last three games, he has averaged 40.9 yards on 21 punts. Popham has placed seven of those 21 punts



WAKE'S RECORD WHEN...

Table with 3 columns: Situation, 2008, Grobe Era. Rows include: At Home (4-2, 28-21), On The Road (2-3, 21-22), Neutral Site Games (0-0, 3-1), Vs. ACC Opponents (4-4, 28-36), Non-Conference (2-1, 24-8), Vs. Ranked Opp. (1-1, 5-18), Vs. In-State Opp. (1-1, 23-6), In August (1-0, 2-1), In September (2-1, 19-13), In October (1-2, 16-13), In November (2-2, 12-16), In December (0-0, 3-0), In January (0-0, 0-1), On Television (6-5, 34-37), On ABC (1-1, 5-8), On ESPN (1-0, 5-7), On ESPN2 (1-0, 3-3), On ESPN/360 (2-3, 9-5), On Fox Sports (1-0, 1-2), On Raycom (0-1, 9-10), On TBS (0-0, 0-1), On CSTV (0-0, 1-0), On Sunshine (1-0, 1-1), On Comcast (0-0, 1-0), Afternoon Games (3-5, 34-33), Night Games (3-0, 18-11), Decided by 7 or Less (3-4, 24-21), Winning Coin Toss (3-1), Losing Coin Toss (3-4), Scoring First (6-1, 39-17), Opp. Scores First (0-4, 13-27), Leading At Halftime (5-1, 37-11), Tied At Halftime (0-1, 5-3), Trailing At Halftime (1-3, 10-30), Leading After 3 Qtrs (5-1, 40-10), Tied After 3 Qtrs (1-0, 3-1), Trailing After 3 Qtrs (0-4, 9-33), In Overtime (1-0, 2-3), Scoring 30+ Pts (3-0, 30-6), Scoring 20-29 Pts (1-1, 17-13), Scoring 0-19 Pts (2-4, 5-25), Allowing 30+ Pts (1-0, 7-22), Allowing 20-29 Pts (1-4, 14-16), Allowing 0-19 Pts (4-1, 31-6), Outrushing Opp. (3-1, 41-22), Getting Outrushed (3-4, 11-22), Pass For More Yds (5-2, 15-5), Pass For Fewer Yds (1-3, 37-39), Outgaining Opp. (3-1, 25-10), Getting Outgained (3-4, 27-34), Win Time of Poss. (6-1, 34-18), Lose Time of Poss. (0-4, 18-26), Score a Def./ST TD (1-1, 18-9), Allow a Def./ST TD (0-1, 1-11), Fewer Penalty Yards (3-3, 20-22), More Penalty Yards (3-2, 30-22), Equal Penalty Yards (0-0, 2-0), Win Turnover Battle (6-2, 36-14), Lose Turnover Battle (0-2, 7-18), Turnover Battle Even (0-1, 9-12)





UNIVERSITY QUICK FACTS

Location ... Winston-Salem, NC 27109
Founded ... 1834
Enrollment ... 4,412 undergraduate
Colors ... Old Gold & Black
Stadium ... BB&T Field (31,500)
Surface ... FieldTurf
Conference ... Atlantic Coast
President ... Dr. Nathan O. Hatch
Athletic Director ... Ron Wellman
Athletic Dept. Phone ... (336) 758-5616
Ticket Office Phone ... (888) 758-DEAC

PROGRAM HISTORY

First Year of Football ... 1888
Season of Football ... 107th
Bowl Appearances ... Eight (5-3)
Last Bowl Game ... 2007 Meineke Car Care
All-Time Record ... 404-586-33 (.411)
All-Time ACC Record ... 116-264-5 (.308)

TEAM INFORMATION

2007 Overall Record ... 9-4
ACC Record/Finish ... 5-3 (t-2nd Atl.)
Bowl Game ... Meineke Car Care Bowl
Result ... def. Connecticut, 24-10
Letterwinners Returning ... 45
(20 offense, 24 defense, 1 specialist)
Letterwinners Lost ... 18
(12 offense, 5 defense, 1 specialist)
Starters Returning/Lost ... 16/9
Offense ... 5/6
Defense ... 9/2
Special Teams ... 2/1

WAKE FOREST/ISP NETWORK

Play-By-Play Announcer ... Stan Cotten
Analyst ... Bill Urbanik
Engineer ... Josh Nixon
Spotter ... Clent Gentry
Studio Host ... Alan York
President ... Ben Sutton, Jr.
General Manager ... Bill Merrifield
Assoc. G.M. ... Dave Bouteiller
2008 Network Affiliates:
**WBRF-FM 98.1 (Galax,VA, Triad)
WZTK-FM 101.1
(Burlington/Greensboro/Raleigh)
WZGM-AM 1350 (Black Mountain)
WGNC-AM 1450 (Gastonia)
WLXN-AM 1440 (Lexington)
WLON-AM 1050 (Lincolnton)
WBRM-AM 1250 (Marion)
WNNB-AM 1490 (New Bern)
WRMT-AM 1490 (Rocky Mount)
WKRY-FM 96.7 (Roxboro)
WSTP-AM 1490 (Salisbury)
WOHS-AM 730 (Shelby)
** Flagship Station

inside the opponents' 20-yard line.

Popham also grew accustomed to his role as Wake's place-kicker. He started out just 3-for-8 in field goal attempts over his first three starts but went a perfect 4-for-4 over the next three contests. That stretch includes the game-winning 28-yard field goal that beat Duke in overtime on Nov. 1.

With Swank's return to the line-up against Boston College on Nov. 22, Popham will continue to handle all the punting chores. He has shared kickoff responsibility with Andrew Wright over the last three games.

CURRY A LOTT TROPHY SEMIFINALIST

Senior LB Aaron Curry is one of eight collegiate defensive players to earn a spot on the Lott Trophy list of semifinalists.

Curry leads the Deacons with 85 tackles and 13.5 tackles for losses this season. He recorded a career-best 16 tackles in the win over Duke on Nov. 1.

Curry, a preseason All-American by a number of publications, was selected as the Lott Trophy IMPACT Player of the Week presented by Wachovia for his performance at Florida State in Week IV (8 tackles, interception and a fumble recovery).

Named after Hall of Famer Ronnie Lott, The Lott Trophy is awarded to college football's Defensive IMPACT Player of the Year. Now in its fifth year, The Lott Trophy is the first and only college football award to equally recognize athletic performance and the personal character attributes of the player.

The other seven semifinalists include Eric Berry of Tennessee, James Laurinaitis of Ohio State, Scott McKillop of Pittsburgh, Brit Miller of Illinois, Brian Orakpo of Texas, Nick Reed of Oregon and Myron Rolle of Florida State.

The winner will be announced on Dec. 14.

SKINNER CHASING SCHOOL RECORDS

QB Riley Skinner enters the Boston College game with 890 career pass attempts. He has become just the fourth player in school history to attempt 800 passes. Skinner ranks fourth in school history in attempts, completions (601), yards (6,137) and total offense (6,218).

He is Wake Forest's career leader in career completion percentage (67.5) and passing efficiency (132.15).

After throwing a touchdown last week against NC State, Skinner stands in fifth place with 32 career TD passes.

WOOSTED NAMED TO ALL-ACADEMIC SQUAD

Wake Forest tight end Ben Wooster has been named to the ESPN The Magazine Academic All-District III first team.

Wooster, a 6-5, 235-pound redshirt junior from Suwanee, GA (Greater Atlanta Christian), is Wake Forest's third-leading receiver this year with 23 receptions for 203 yards and two touchdowns.

A health and exercise science major, Wooster holds a 3.57 grade point average as a fourth-year junior. As a first team all-district selection, Wooster's name will now appear on the ballot for Academic All-America honors.

Wooster is a member of Omicron Delta Kappa, the national leadership honorary and is a member of the Student-Athlete Advisory Committee and the Athletic Director's council. He has earned Dean's List honors all six semesters and was picked for the ACC's Top Six for Service Award. Wooster is also a member of Mortar Board Honor Society, Alpha Epsilon Delta, the national pre-med honor society, and volunteers at the Wake Forest Baptist Medical Center Emergency Room.

In order to be eligible for the Academic All-District team,

a student-athlete must be a starter or important reserve and must maintain a GPA of at least 3.30.

In 2007, Louis Frazier was named to the ESPN The Magazine Academic All-America first team as an offensive tackle.

SMITH CHASING ACC INTERCEPTION MARK

Senior CB Alphonso Smith is just one interception shy of the ACC career record. North Carolina's Dre' Bly (1996-98) holds the conference record with 20 career picks.

Smith, who has 19 career interceptions, already owns the school's career mark. He had two interceptions on Nov. 1 against Duke to set the school record for career thefts.

Smith's first pick, which came in the third quarter, was the 18th of his career and broke the school record formerly shared by Ronnie Burgess (1981-84) and A.J. Greene (1985-88).

Smith's overtime interception that sealed the win was the 19th of his career.

Against Florida State on Sept. 20, Smith made an interception on the opponent's first play from scrimmage for the third time in the past two seasons. He picked off Christian Ponder and returned it 18 yards to set up a Sam Swank field goal.

Last year, Smith picked off Boston College's Matt Ryan and returned it 21 yards for a score in the season opener. In the final regular season game of the year, Smith stole a pass by Mackenzi Adams of Vanderbilt on the first play of the game.

DEACON ROOKIES SEEING ACTION

Wake Forest has started a pair of true freshmen in TE Andrew Parker and LG Joe Looney in three games this season (at Miami; vs. Duke; vs. Boston College). Both were pressed into starting roles by injuries to other players.

Looney became a starter after C Trey Bailey suffered a broken ankle at Maryland, necessitating a move by LG Russell Nenon to C. Looney has made four straight starts.

Parker started the Miami and Duke games in place of Ben Wooster who had been sidelined with a strained hamstring he suffered in the Maryland game. Wooster returned to the starting lineup on Nov. 8 vs. Virginia but Parker started vs. BC.

This marks the first time since 2000 that Wake has started two true freshmen. Against Virginia on Sept. 27, 2000, the Deacs started Quinton Williams at CB and Tyson Clabo at RG.

Including Looney and Parker, only five true freshmen have started a game during the Jim Grobe Era. That list includes CB Eric King in 2001, DE Jyles Tucker in 2003 and OG Chris DeGeare in 2005.

The Deacons also started three redshirt freshmen against the Blue Devils in RB Brandon Pendergrass, CB Josh Bush and DE Kyle Wilber. Due to injuries, redshirt freshmen OT Doug Weaver and P/PK Shane Popham also saw considerable playing time against Duke.

True freshman Chance Raines has also taken snaps at center in a pair of games this fall. This marks the first time since 2002 that Wake has played three true freshmen in a season. RB Chris Barclay, WR Chris Davis and P Ryan Plackemeier all saw time as true freshman in 2002.

SMITH ON MID-SEASON ALL-AMERICA TEAM

CB Alphonso Smith has been named a Mid-Season All-American by two publications this season. He was named to The Sporting News All-America squad and to the CBSSports.com Mid-Season All-America team. Smith is first in the nation in passes defended with 18 (2.0 per game) and is tied for sixth in the country with five interceptions (0.56 per game).





SWANK'S ACCOMPLISHMENTS

With Sam Swank's return to the Wake Forest lineup, he'll continue his ascension on the ACC's all-time scoring and field goal lists. Already Wake Forest's career scoring leader, Swank's 329 career points places him fourth among the ACC's all-time scoring leaders. Former Maryland kicker Nick Novak (2001-04) is the ACC's all-time leader with 393 points. Swank is just three points out of a tie for third with Connor Hughes of Virginia (2002-05) who scored 332 career points.

Swank has kicked at least one field goal in 38 of 43 career contests. He has converted 70 career field goals, tying him for second in ACC history along with Nelson Welch of Clemson (1991-94). He also has 20 career multi-field goal games.

Swank was the ACC and national leader with 2.5 field goals per game at the time of his injury. He missed six games before returning against Boston College on Nov. 22.

Against Florida State on Sept. 20, Swank kicked a career-high four field goals, hitting from 48, 29, 49 and 31 yards.

Prior to his injury, Swank had a chance to surpass both the ACC and NCAA records for career field goals made. The ACC mark is 80 by Maryland's Nick Novak (2001-04) and the NCAA mark is 87 by Georgia's Billy Bennett (2000-03).

For his career, Swank has made 70 of 90 FG attempts for 77.8 percent, and he is a perfect 119-for-119 on PATs. Swank has made 90.4 percent of his FGs and PATs combined.

NCAA ACTIVE CAREER STAT LEADERS

Wake Forest has two players who are battling for the active lead in a career statistic among all Bowl Subdivision players.

Sam Swank has 70 career field goals, which puts him seven behind Penn State's Kevin Kelly for the most of any active player in Division I-A.

Alphonso Smith is the NCAA's active leader with 19 career interceptions and four career interception returns for touchdowns. His 249 career interception return yards ranks fifth.

AS SKINNER GOES, SO GO THE DEACS

Since becoming the starting quarterback in the second game of his redshirt freshman season, Wake Forest has gone 17-3 when Riley Skinner does not throw an interception. When Skinner does throw an interception, the Deacons are just 7-8.

The only three games Wake has lost when Skinner did not throw a pick were against Virginia Tech in 2006 and at Maryland and at Miami last month.

Skinner is the winningest quarterback in school history with 24 wins in 35 career starts under center.

SKINNER'S GAME-WINNING DRIVES

QB Riley Skinner has posted two fourth-quarter, game-winning drives this season (vs. Ole Miss; vs. Clemson), giving him five for his career:

vs. Duke - Sept. 9, 2006: Trailing 13-7, Skinner takes the Deacs 63 yards in seven plays resulting in a game-winning two-yard TD run by Micah Andrews with 1:28 to play that gave Wake a 14-13 win. The game was Skinner's first career start.

vs. Georgia Tech - Dec. 2, 2006 (ACC Championship): With the score tied at 6-6, the Deacs started at their own 20 and drove to the Georgia Tech 8 before Sam Swank booted a 22-yard field goal with 2:55 to play. Skinner completed 4-of-4 passes for 68 yards on the drive, including a 45-yard completion to Willie Idlette that put the Deacs in field goal range.

vs. Maryland - Sept. 22, 2007: After missing the previous two games with a separated shoulder, Skinner returned to action vs. the Terps. Wake fell behind 24-3 and trailed 24-10 entering the fourth quarter. Skinner cut the deficit to seven when he scored on a 1-yard run. He then tied the game on a 6-yard TD pass to John Tereshinski with three seconds left. The Deacs won in OT, 31-24, on Josh Adams' 6-yard run.

vs. Ole Miss - Sept. 6, 2008: In a game that featured six lead changes, Ole Miss went up 28-27 with 1:01 left to play. Skinner engineered a nine-play, 57-yard drive that set up the Deacs at the Rebel 23-yard line. Swank booted a 41-yard FG with three seconds remaining for the winning score.

vs. Clemson - Oct. 9, 2008: Trailing 7-6 with 10:33 to play in the game, Skinner drove the Deacons on a 15-play, 78-yard drive that resulted in a 7-yard TD pass to D.J. Boldin that gave the Deacs the 12-7 win. On the winning drive, Skinner completed seven of nine passes for 69 yards. Skinner hit Boldin on a 28-yard pass to convert a third-and-24 early in the drive.

SKINNER ON TARGET

QB Riley Skinner continues to post remarkable completion percentage statistics. On the season, Skinner has completed 208 of 332 passes for 62.7 percent. He has thrown 12 touchdowns to seven interceptions.

In 2007, Skinner led the nation in pass completion percentage at 72.4 percent. He completed 236 of 326 passes for 2,204 yards and 12 touchdowns. Skinner bested Texas Tech's Graham Harrell, who finished with a mark of 71.8 percent.

DEMON DEACONS IN THE NFL

Table with 4 columns: Player, Team, Pos., Exp. Lists NFL players like Chris Barclay, Tyson Clabo, Desmond Clark, Steve Justice, Eric King, Kenny Moore, Ovie Mughelli, Calvin Pace, Ryan Plackemeier, Fred Robbins, Jeremy Thompson, Jyles Tucker, Steve Vallos, and Joe Zelenka.

TRUE FRESHMEN TO PLAY UNDER GROBE

Table with 3 columns: Year, Player, Pos. Lists freshmen players from 2001 to 2008, including Eric King, Chris Barclay, Chris Davis, Ryan Plackemeier, De'Angelo Bryant, Jyles Tucker, Nick Jarvis, Jeremy Thompson, Chris DeGeare, Jordan Williams, Joe Looney, Andrew Parker, and Chance Raines.

*Has spent time in the NFL.



WAKE FOREST'S NATIONAL RANKING WEEK-BY-WEEK

Table with 4 columns: Week, AP Rk, AP Pts, COACHES Rk, COACHES Pts. Shows rankings from PS to Nov. 23.

DEACONS ON NATIONAL WATCH LISTS

Bronko Nagurski Trophy (Best Defensive Player) Aaron Curry, R-Sr., LB Alphonso Smith, R-Sr., CB

Chuck Bednarik Award (Defensive Player of the Year) Aaron Curry, R-Sr., LB Alphonso Smith, R-Sr., CB

Davey O'Brien Award (Best Quarterback) Riley Skinner, R-Jr., QB

Lott Trophy (Semifinalist) (Best Defensive Player) Aaron Curry, R-Sr., LB

Lou Groza Award (Best Placekicker) Sam Swank, R-Sr., PK/P

Walter Camp Football Foundation Player of the Year (College Football Player of the Year) Alphonso Smith, R-Sr., CB

RECENT & UPCOMING DEACON BIRTHDAYS

Table with 2 columns: Name, Date. Lists recent and upcoming Deacon birthdays from Matt Hartford to Cameron Ford.





COACHING STAFF & PROGRAM NOTES



BCS STANDINGS (Nov. 23)

School	Rec.	Prev.
1. Alabama	11-0	1
2. Texas	10-1	3
3. Oklahoma	10-1	5
4. Florida	10-1	4
5. USC	9-1	6
6. Utah	12-0	7
7. Texas Tech	10-1	2
8. Penn State	11-1	8
9. Boise State	11-0	9
10. Ohio State	10-2	10
11. Georgia	9-2	11
12. Oklahoma State	9-2	12
13. Missouri	9-2	13
14. TCU	10-2	16
15. Ball State	11-0	17
16. Cincinnati	9-2	19
17. Oregon State	8-3	21
18. BYU	10-2	14
19. Michigan State	9-3	15
20. Florida State	8-3	NR
21. Boston College	8-3	NR
22. Georgia Tech	8-3	NR
23. Oregon	8-3	24
24. Northwestern	9-3	NR
25. Pitt	7-3	20

2008 GAME CAPTAINS

- Baylor D. Boldin, A. Curry
- Ole Miss A. Smith, S. Swank
- Florida State . . . S. Arnoux, K. Patterson
- Navy M. Robinson, C. Vaughn
- Clemson D. Boldin, A. Curry
- Maryland R. Belton, C. McClinic
- Miami C. Brinkman, S. Arnoux
- Duke S. Arnoux, A. Curry, M. Robinson
- Virginia D. Boldin, A. Curry
- NC State D. Boldin, A. Curry
- Boston College D. Boldin, A. Curry

7 DEACS ON MID-SEASON ALL-ACC TEAM

Seven Wake Forest players were named to Phil Steele's 2008 Mid-Season All-ACC team. The first team selections included QB Riley Skinner, WR D.J. Boldin and TE Ben Wooster, LB Aaron Curry, CB Alphonso Smith and S Kevin Patterson. PK Sam Swank made the special teams unit. NG Boo Robinson was named to the third team defensive squad.

KINGS OF FLORIDA

Wake Forest has 26 Florida natives on its 2008 roster, which is the most of any team in the traditional Big Six conferences (plus Notre Dame) not based in the Sunshine State.

A total of 15 Florida natives on the Deacons' 2008 roster helped to lead their team to a state championship while in high school.

GROBE BY THE NUMBERS

Wake Forest head coach Jim Grobe will coach his 97th game and has a record of 52-44 in his eighth year at Wake Forest and 85-77-1 in his 14th year as a college head coach. Prior to Grobe's arrival, the Deacons were 32-64 in their previous 96 games.

Under Grobe, Wake Forest is 28-36 in ACC games and 28-21 in all home games. The Deacons are 24-8 under Grobe in non-conference games and 12-5 at home against non-ACC opponents. With 28 career ACC wins, Grobe is Wake's all-time winningest coach in league contests, and he now has twice as many league wins as any other Wake Forest football coach.

GROBE AT BB&T FIELD

Jim Grobe is Wake Forest's all-time winningest coach in games played at BB&T Field, Wake Forest's home since 1968.

Grobe has gone 28-21 at BB&T Field, the most wins of any of the nine Demon Deacon coaches who have coached in the stadium. Grobe's average of 3.5 home wins per year is the highest among Deacon coaches. His home winning percentage of .571 is second only to Cal Stoll who went 9-4 (.692) during his three seasons from 1969-71.

STAFF STABILITY

When Jim Grobe was named Wake Forest's head coach prior to the 2001 season, he brought almost his entire coaching staff with him. Only four coaches have left the staff since.

Troy Calhoun, Grobe's first offensive coordinator, left following the 2002 season to join the Denver Broncos and is now the head coach at Air Force.

Kevin Sherman, who coached wide receivers, returned to his native Virginia as an assistant at Virginia Tech following the 2005 season.

Following the 2007 season, defensive coordinator Dean

Hood left to become the head coach at Eastern Kentucky, and quarterbacks coach Jeff Mullen was named the offensive coordinator at West Virginia.

To replace Hood and Mullen, Grobe brought in Steve Russ, one of Grobe's former linebackers at Air Force and most recently the defensive coordinator at Syracuse, and Brian Knorr.

Knorr was a part of Grobe's staff at Ohio and became the head coach of the Bobcats when Grobe moved to Wake. Knorr joined the Deacons from the Air Force Academy where he was the assistant head coach and inside linebackers coach.

WAKE'S COLLECTION OF AIR FORCE GRADS

Wake Forest has three graduates of the Air Force Academy on its coaching staff. The list of former Falcons includes offensive coordinator Steed Lobotzke (AFA '92), tight ends/fullbacks coach Steve Russ ('94) and wide receivers coach Brian Knorr ('86). It is the largest collection of Air Force graduates on a Division I-A coaching staff other than at the Academy itself.

REDSHIRTING FRESHMEN

Head coach Jim Grobe has built the Wake Forest program into an ACC contender in part by redshirting the vast majority of incoming freshmen. Grobe is not opposed to playing first-year players but insists that they be good enough to be on the field for 20 or 30 plays per game, not counting special teams.

Through Grobe's first seven years, just 10 players stepped on the field as a true freshman. Three true freshmen have played for the Deacs this season.

Last season, WR Jordan Williams played as a true freshman and caught nine passes for 141 yards and one touchdown. Williams made his collegiate debut at Navy on Oct. 20 and played in each of the final seven games of the season.

EXPERIENCE COUNTS

Wake Forest has 33 players who are in their fourth, fifth or sixth year in the program. The Deacons have 14 redshirt seniors (including one graduate student) and 19 redshirt juniors on the roster.

Despite the veteran presence, Wake is tied for 16th in the nation in fewest scholarship seniors (14) on its 2008 roster.

Where Wake gains its veteran advantage is the contributions of this group of seniors. Of the 14, 11 are listed as starters including eight on defense, two on offense and Sam Swank on special teams.

The other three scholarship seniors are listed as backups on the two-deep. Ryan McManus, a walk-on senior, is also a key special teams contributor as the holder on field goals.

Among ACC schools, Wake Forest has the second-fewest scholarship seniors. North Carolina has the least with 11, while Wake Forest and Virginia Tech follow with 14 apiece.

RECENT SEASON HIGHLIGHTS

2006 (11-3, 6-2 ACC)

- School record 11 wins
- Second ACC Championship, first since 1970
- Most improved team in the nation from 4-7 to 11-3
- Nine weeks in the Top 25
- Won Atlantic Division after being picked last
- First ACC team to go 6-0 in road games
- Swept Tobacco Road opponents for first time since 1987
- Grobe National Coach of the Year

2007 (9-4, 5-3 ACC)

- Meineke Car Care Bowl win; first bowl win since 2002
- 20 wins in two seasons
- Second most wins in school history
- Consecutive bowl bids for first time
- Swept Tobacco Road opponents for second year
- 4-0 at home against ACC opponents for first time ever
- Winningest senior class with record of 28-21





DEMON DEACON FOOTBALL

WAKE FOREST VS. VANDERBILT ♦ Nov. 29, 2008 ♦ BB&T FIELD

HEAD-TO-HEAD STATISTICAL COMPARISON

Statistics Updated Nov. 23, 2008

WAKE FOREST (6-5, 4-4 ACC)				VANDERBILT (6-5, 4-4 SEC)			
#	NCAA	ACC	Category	Category	SEC	NCAA	#
20.1	t-98th	9th	Scoring Offense	vs. Scoring Defense	7th	27th	19.8
297.5	106th	11th	Total Offense	vs. Total Defense	8th	29th	317.6
107.4	104th	11th	Rushing Offense	vs. Rushing Defense	10th	63rd	143.8
190.1	84th	8th	Passing Offense	vs. Passing Defense	4th	16th	173.7
122.6	65th	4th	Pass Eff. Offense	vs. Pass Eff. Defense	6th	25th	109.0
2.6	107th	11th	Sacks Allowed	vs. Sacks	1st	21st	2.6
				vs. Tackles For Loss	6th	51st	5.9
19.0	22nd	6th	Scoring Defense	vs. Scoring Offense	9th	96th	20.3
305.0	22nd	7th	Total Defense	vs. Total Offense	12th	117th	262.0
116.1	25th	4th	Rushing Defense	vs. Rushing Offense	7th	67th	140.2
188.9	36th	8th	Passing Defense	vs. Passing Offense	12th	113th	121.8
109.9	28th	6th	Pass Eff. Defense	vs. Pass Eff. Offense	10th	106th	101.7
1.7	74th	10th	Sacks	vs. Sacks Allowed	8th	67th	2.0
5.4	t-71st	10th	Tackles For Loss	vs. Net Punting	7th	53rd	35.4
37.3	20th	3rd	Net Punting	vs. Punt Returns	6th	35th	10.9
5.8	104th	11th	Punt Returns	vs. Kickoff Returns	10th	94th	19.7
20.6	73rd	7th	Kickoff Returns	vs. Turnover Margin	2nd	24th	0.64
1.4	3rd	1st	Turnover Margin				

SERIES HISTORY

Vanderbilt holds a 7-4 lead in the all-time series with Wake Forest that originated in 1964. Wake Forest is 1-4 against the Commodores in Winston-Salem and 0-4 inside BB&T Field. Wake Forest won last year's game in Nashville 31-17 in the final game of the regular season. This game is part of a series that will see the two teams play eight times from 2007 through 2015. Wake head coach Jim Grobe is 1-1 vs. the Commodores and VU head coach Bobby Johnson is 1-1 vs. the Deacons. Each of the last three games in the series has been one by the visiting team.

LAST MEETING VS. VANDERBILT

Wake Forest ended its 2007 regular season with an 8-4 record following a 31-17 win at Vanderbilt on Nov. 24, 2007. Alphonso Smith intercepted VU QB Mackenzi Adams on the first play from scrimmage. The 'Dores took a 3-0 lead on a Bryant Hahnfeldt 24-yard field goal but the Deacons then scored 31 unanswered points to break the game open. Josh Adams ran for touchdowns of 14 and 13 yards and QB Riley Skinner threw scoring passes to fullback De'Angelo Bryant and tight end Ben Wooster.

Kevin Marion returned the second half kickoff 81 yards to set up the Skinner to Bryant scoring pass. Adams second touchdown came following a Kevin Patterson fumble recovery. Adams finished the game with 111 yards rushing and Skinner connected on 21 of 31 passes for 146 yards ad one interception.

WAKE FOREST-VANDY CONNECTIONS

A number of Wake Forest and Vanderbilt players were teammates in high school or attended the same high school.

Vanderbilt's redshirt junior Darlron Spead and DL Ryan Seymour are graduates of Camden County High in Kingsland, Ga., the same school as Wake redshirt senior safety Kevin Patterson. Vandy HB Matt Bubis, a redshirt junior, and senior PK Bryant Hahnfeldt were teammates of Wake OT Joe Birdsong at Montgomery Bell Academy in Nashville. Wake has four graduates of The Bolles School in Jacksonville, Fla. on its roster while Vandy has two. Vanderbilt TB Ryan van Rensburg is a redshirt freshman and LB Michael Garcis is a redshirt sophomore while Wake's Bolles School grads include redshirt juniors QB Riley Skinner and John Russell and freshmen Scott Betros

and Chance Raines. Vanderbilt LB/snapper John Stokes is a graduate of the University School in Memphis where he was a teammate of Wake C Russell Nenon. Vandy has a pair of Charlotte Country Day grads in DT Bo Cramer and Austin Monahan. Wake's Country Day grads include TE Kenneth Coe and LB Andrew Conroy. Deacon DE Anthony Davis and Vandy OL Kyle Fischer are each graduates of Spring Valley High in Columbia, S.C. Collins Hill High in Lawrenceville, Ga. is the alma mater of Wake OG Barrett McMillin and Vanderbilt DT T.J. Greenstone. Birdsong's father, John, was an offensive tackle at Vanderbilt in the mid-1970s.

WAKE & VANDY ENJOYING SUCCESS

Wake Forest and Vanderbilt are similar institutions with high academic success rates. Both schools wear black and gold and both are ranked among the top 30 universities in the country by U.S. News & World Report.

For four weeks this fall, both Wake Forest and Vanderbilt were ranked among the nation's top 25 teams. The Deacons spent eight weeks in the polls while Vandy was there for four. Both the Deacons and Commodores were ranked between Sept. 21 and Oct. 12.

The last time Wake and Vanderbilt appeared in the same top 25 poll had been on Oct. 16, 1950. On that date, the Commodores were No. 13 with a 4-0 record while the Deacons were No. 19 at 3-0-1.

Wake and Vanderbilt have never been to a bowl game in the same season. Vandy has been to three bowls, in 1955, 1974 and 1982. Wake has been to eight bowls in 1946, 1949, 1979, 1992, 1999, 2002, and the 2007 Orange and Meineke.

WINNINGEST PRIVATE SCHOOLS IN FBS

(Since start of 2006 season; through Nov. 22 games)

Team	Record	Win Pct.
1. BYU	32-6	.842
2. USC	31-5	.861
3. Boston College	29-9	.763
TCU	29-9	.763
5. Tulsa	27-11	.711
6. Wake Forest	26-12	.684
7. Miami (Fla.)	19-17	.528
Notre Dame	19-17	.528
Northwestern	19-17	.528
10. Vanderbilt	15-20	.429



SERIES HISTORY

Overall: Vanderbilt leads 7-4

At Wake Forest: 1-4

At BB&T Field: 0-4

At Vanderbilt: 3-3

At Vanderbilt Stadium: 3-3

Jim Grobe vs. VU: 1-1

Bobby Johnson vs. Wake: 1-1

Current Streak: Won 1

Largest WFU Win: 34 in 1992 (40-6)

Largest VU Win: 21 in 1994 (35-14)

Last Meeting: WFU 31-17 (Nov. 24, 2007, in Nashville)

ALL-TIME SERIES RESULTS

Year	W/L	Site	Score
2007	W	A	31-17
2005	L	H	20-24
2000	L	H	10-17
1994	L	A	14-35
1993	L	H	12-27
1992	W	A	40-6
1990	W	A	56-28
1977	L	H	0-3
1976	L	A	24-27
1965	W	H	7-0
1964	L	A	6-9

WAKE FOREST VS.

THE SEC

Opponent	GP	W	L	T
Auburn	8	2	6	0
Florida	4	0	4	0
Georgia	3	2	1	0
LSU	3	0	3	0
Ole Miss	2	2	0	0
South Carolina	56	20	34	2
Tennessee	9	3	6	0
Vanderbilt	11	4	7	0
Total	96	33	61	2

JIM GROBE VS.

THE SEC

Opponent	GP	W	L
Ole Miss	2	2	0
Vanderbilt	2	1	1
Total	4	3	1

COMMON OPPONENTS

Opponent	WFU	VU
Ole Miss	W, 30-28	W, 23-17
Duke	W, 33-30 (ot)	L, 10-7





DEMON DEACON FOOTBALL

WAKE FOREST VS. VANDERBILT ♦ Nov. 29, 2008 ♦ BB&T FIELD



UPCOMING ACC SCHEDULE

Saturday, November 29

Georgia Tech at Georgia 12:00
 Miami at NC State 12:00
 South Carolina at Clemson 12:00
 Virginia at Virginia Tech 12:00
 Florida at Florida State 3:30
 Maryland at Boston College 3:30
 North Carolina at Duke 3:30
 Vanderbilt at Wake Forest 7:00

Saturday, December 6

ACC Championship 1:00

ACC COACHES TELECONFERENCE

The ACC Football Coaches Teleconference will occur on Wednesdays throughout the season, with the exception of Thanksgiving week, when the call will be held on Tuesday. The Teleconference will begin at 10:30 a.m. and conclude at 12:30 p.m. There will be a replay available of each teleconference on TheACC.com. Contact the ACC Media Relations Office (336-851-6062) to obtain the call-in number.

Weekly Teleconference Schedule

Jim Grobe, Wake Forest 10:30
 Frank Beamer, Virginia Tech 10:40
 Al Groh, Virginia 10:50
 Tom O'Brien, NC State 11:00
 Butch Davis, UNC 11:10
 Randy Shannon, Miami 11:20
 Ralph Friedgen, Maryland 11:30
 Paul Johnson, Georgia Tech 11:40
 Bobby Bowden, FSU 11:50
 David Cutcliffe, Duke 12:00
 Tommy Bowden, Clemson 12:10
 Jeff Jagodzinski, BC 12:20

CollegePressBox.com

CollegePressBox.com is the official media website for ACC football. Access and download weekly game notes, stats, media guides and more for the ACC and each of its 12 member schools. Hi- and low- resolution head shots, action shots and logos are available for download, as well as information and photographs for other Wake Forest sports.

Login information will be distributed by the conference office to accredited media, or you can apply for a password by sending an e-mail to password@collegepressbox.com.



ACC TEAM RANKINGS

(As of Nov. 22)

CATEGORY	STAT	RANK
Scoring Offense	20.1	9th
ACC Games Only	16.6	10th
Rushing Offense	107.4	11th
ACC Games Only	112.6	7th
Passing Offense	190.1	8th
ACC Games Only	166.8	9th
Pass Efficiency	122.6	4th
ACC Games Only	116.1	6th
Total Offense	297.5	11th
ACC Games Only	279.4	11th
Scoring Defense	19.0	6th
ACC Games Only	18.0	t-3rd
Rushing Defense	116.1	4th
ACC Games Only	98.0	t-1st
Pass Defense	188.9	8th
ACC Games Only	202.2	10th
Pass Defense Eff.	109.9	6th
ACC Games Only	106.9	3rd
Total Defense	305.0	7th
ACC Games Only	300.2	7th
Turnover Margin	+15	1st
ACC Games Only	+14	1st
First Downs	184	t-7th
ACC Games Only	123	7th
Opp First Downs	179	6th
ACC Games Only	129	6th
3rd Down Conversions	.351	9th
ACC Games Only	.328	9th
Opp 3rd Down Conv.	.378	9th
ACC Games Only	.374	7th
4th Down Conversions	.471	5th
ACC Games Only	.250	11th
Opp 4th Down Conv.	.385	6th
ACC Games Only	.222	1st
Sacks By	19	10th
ACC Games Only	15	t-6th
Sacks Against	29	11th
ACC Games Only	21	11th
Penalty Yards	47.8/gm	10th
ACC Games Only	47.6	9th
Opp Penalty Yards	56.3	2nd
ACC Games Only	56.1	1st
Field Goal Pct.	.654	8th
ACC Games Only	.550	12th
PAT Kicking	1.000	t-1st
ACC Games Only	1.000	t-1st
Punting	37.3	2nd
ACC Games Only	37.1	3rd
Punt Return Avg.	5.8	11th
ACC Games Only	4.1	11th
Kickoff Returns	20.6	7th
ACC Games Only	20.4	7th
Kickoff Coverage	41.1	8th
ACC Games Only	37.9	11th
Time of Possession	30:32/gm	5th
ACC Games Only	30:47/gm	5th
Red Zone Offense	.730	11th
ACC Games Only	.640	12th
Red Zone Defense	.935	12th
ACC Games Only	.955	12th

2008 ACC STANDINGS

(As of November 22, 2008)

Atlantic Division	CONFERENCE			OVERALL			STRK
	W-L	PF	PA	W-L	PF	PA	
Florida State	5-3	223	176	8-3	377	204	W1
Boston College	4-3	178	183	8-3	292	190	W3
Maryland	4-3	106	147	7-4	220	229	L1
Wake Forest	4-4	133	144	6-5	221	209	L2
Clemson	4-4	166	134	6-5	275	185	W2
NC State	3-4	170	162	5-6	244	285	W3

Atlantic Division	CONFERENCE			OVERALL			STRK
	W-L	PF	PA	W-L	PF	PA	
Georgia Tech	5-3	180	156	8-3	269	184	W1
Virginia Tech	4-3	134	124	7-4	242	201	W1
Miami	4-3	191	182	7-4	307	252	L1
North Carolina	3-4	156	149	7-4	302	224	L2
Virginia	3-4	111	126	5-6	179	243	L3
Duke	1-6	119	184	4-7	221	253	L4

ACC INDIVIDUAL LEADERS - ALL GAMES

(As of Nov. 22)

PASSING			DEFENSE		
RILEY SKINNER			ALPHONSO SMITH		
Total Offense	192.2/gm	4th	Passes Defended	1.64/gm	1st
Pass Efficiency	121.2	4th	Interceptions	0.45/gm	t-4th
Yards Per Game	182.5/gm	4th	AARON CURRY		
RECEIVING			Tackles For Loss		
D.J. BOLDIN			Fumbles Recovered		
Receptions	6.3/gm	1st	Tackles Per Game		
Yards Per Game	64.5/gm	3rd	8.6/gm		
SPECIAL TEAMS			BRANDON GHEE		
DEVON BROWN			Fumbles Forced		
Kickoff Return Avg.	23.1 yds/ret	98th	Passes Defended		
ALEX FRYE			0.89/gm		
Kickoff Return Avg.	22.1 yds/ret	10th	KEVIN PATTERSON		
ALPHONSO SMITH			Interceptions		
Punt Return Avg.	5.1 yds/ret	6th	0.36/gm		
			t-8th		
			STANLEY ARNOUX		
			Tackles Per Game		
			6.7/gm		
			13th		
			CHIP VAUGHN		
			Tackles Per Game		
			6.4/gm		
			t-18th		

ACC INDIVIDUAL LEADERS - CONFERENCE GAMES

(As of Nov. 22)

PASSING			DEFENSE		
RILEY SKINNER			ALPHONSO SMITH		
Pass Efficiency	113.6	6th	Passes Defended	1.88/gm	3rd
Yards Per Game	156.4/gm	9th	Interceptions	0.5/gm	3rd
Total Offense	169.2/gm	7th	KEVIN PATTERSON		
RECEIVING			Interceptions		
D.J. BOLDIN			0.38/gm		
Receptions	5.38/gm	2nd	AARON CURRY		
Yards Per Game	54.6/gm	5th	Tackles Per Game		
SPECIAL TEAMS			9.1/gm		
ALPHONSO SMITH			Tackles For Loss		
Punt Return Avg.	2.4 yds/ret	5th	1.31/gm		
ALEX FRYE			3		
Kick Return Avg.	22.1 yds/ret	8th	t-2nd		
DEVON BROWN			CHIP VAUGHN		
Kick Return Avg.	21.5 yds/ret	9th	Tackles Per Game		
KICKING/PUNTING			6.6/gm		
SHANE POPHAM			Passes Defended		
Field Goals	1.0/gm	t-8th	0.75/gm		
Punting Yards	38.6/att	8th	10th		
			BRANDON GHEE		
			Fumbles Forced		
			3		
			2nd		
			Passes Defended		
			1.17/gm		
			4th		
			STANLEY ARNOUX		
			Tackles Per Game		
			6.8/gm		
			15th		





JIM GROBE

HEAD COACH

8th Season
Virginia, 1975

Wake Forest head football coach Jim Grobe is in the midst of piloting the Demon Deacons through the most successful period in school history.

After seven seasons at the helm, Grobe has built a football program that has been to back-to-back bowl games and proven itself to be an annual contender for the Atlantic Coast Conference championship.

In 2007, Grobe led the Deacons to a 9-4 record including a 24-10 win over Connecticut in the Meineke Car Care Bowl. Combined with last year's 11-3 record, Wake Forest has won 20 games in the last two seasons. Only 18 members of the NCAA's Football Bowl Subdivision have won 20 or more games since the start of the 2006 season. Among the nine wins in 2007 were victories over North Carolina, NC State and Duke. Never before had Wake Forest swept the Big Four series in consecutive seasons. And never before had Wake won as many as 20 games in just two seasons.

Wake Forest was successful in 2007 because of an efficient offense and an opportunistic defense. The Deacons led the nation in non-offensive touchdowns, scoring on six interception returns, two fumble returns, a kickoff return and a punt return. Wake's eight defensive touchdowns were also the most of any FBS team in the country. Offensively, the Deacons set a school record for the most points scored in a season and tied the school mark with 44 touchdowns.

Wake Forest's success in 2007 was not limited to the field. The Deacons had their first Academic All-America football player in many years when offensive tackle Louis Frazier was named to the first team.

During his first seven seasons at Wake, Grobe has set numerous milestones that were never previously achieved by a Deacon football coach. Grobe has taken the Deacons to back-to-back bowl games for the first time in school history. He is the only coach to take Wake Forest to three bowl games in a career. And, with a 46-39 record in seven seasons with the Deacons, he is the first coach in over 50 years to have a career mark of seven games over .500.

The success of the Deacons in 2007 came as no surprise to those who have watched Grobe build the Wake Forest program from the ground up. In his first five years on the job, Grobe was busy building respectability. In the last two years, he has been busy chasing championships.

The 2006 season was one to remember for all Wake Forest fans. Grobe led Wake Forest to its second-ever ACC Championship and its first since 1970. The Deacons won the ACC's Atlantic Division title after being picked to finish last by the league's media in the preseason. The 11 wins posted by the 2006 team set a school record as Wake was the

most improved team in the nation, following a 4-7 record in 2005. The Deacs were ranked in the AP top 25 for nine straight weeks in 2006, the longest streak in school history and beat Florida State in Tallahassee for the first time since 1959 while posting their first win over N.C. State in Raleigh since 1984. Grobe's hard work was rewarded by his unanimous selection as the ACC Coach of the Year. He was selected as the National Coach of the Year by the American Football Coaches Association, the Bobby Dodd Foundation, the Associated Press, The Sporting News and CBSsportsline.com.

Grobe was hired in December 2000 to take over a Demon Deacon football program long regarded as an afterthought in the ACC. He inherited a Wake Forest program that won only 38 games in the 1990's.

Football observers have recognized Grobe's efforts in transforming Wake Forest into one of the rising programs, not just in the ACC, but on a regional and national level.

The levels of excitement and expectation surrounding Demon Deacon football have reached unprecedented heights. That is a tribute to Grobe and his staff who believe the best is yet to come.

Grobe, 56, has gained a national reputation as a builder of programs.

In seven seasons, Grobe's teams have won 46 contests, earned three bowl berths and won an ACC Championship.

That is particularly impressive given the recent ACC expansion that introduced three nationally-prominent programs to the league.

Even with the rising level of play in the conference, making the ACC arguably the nation's best football league, Wake Forest has become even more competitive and successful.

Football observers have already recognized Grobe's efforts in transforming Wake into one of the rising programs, not just in the ACC, but on a regional and national basis.

"Ever since Jim Grobe arrived in Winston-Salem, this program has been soaring upward," ESPN's Ron Franklin said.

Long before Wake Forest's breakout season in 2006, the Deacons had performed very well against in-state opponents. Since Grobe's arrival, Wake Forest has defeated every Division I opponent in the state, including a 5-0 mark against East Carolina, 7-0 vs. Duke, 4-2 vs. North Carolina, 4-3 vs. NC State, plus victories against I-AA Appalachian State and North Carolina A&T. In all, Grobe's Deacons are 22-5 against in-state teams.

In short, Grobe has put Wake Forest in position to be extremely competitive in one of America's best football leagues, the ACC, for many years to come.

THE JIM GROBE FILE

BORN

• February 17, 1952 in Huntington, West Virginia

FAMILY

- Wife — Holly
- Sons — Matt (Melanie) and Ben
- Grandchildren — Mackenzie, Cameron

EDUCATION

- Ferrum Junior College — 1972
Associate of Science
- University of Virginia — 1975
B.S. in Education
- University of Virginia — 1978
M.Ed. In Guidance and Counseling

PLAYING HISTORY

- Ferrum Junior College — 1971-72
Inducted into Ferrum College Hall of Fame (2002)
- University of Virginia — 1973-74
Starter at guard ('73) and linebacker ('74)
Academic All-ACC

COACHING HONORS

- 1996 Mid-American Conference Coach of the Year
- Unanimous 2006 ACC Coach of the Year
- 2006 National Coach of the Year
AP, AFCA, Bobby Dodd, The Sporting News

AS A HEAD COACH

Year	School	Record	Conf	Bowl
2008	Wake Forest	6-5	4-4	
2007	Wake Forest	9-4	5-3	Meineke
2006	Wake Forest	11-3	6-2	Orange
2005	Wake Forest	4-7	3-5	
2004	Wake Forest	4-7	1-7	
2003	Wake Forest	5-7	3-5	
2002	Wake Forest	7-6	3-5	Seattle
2001	Wake Forest	6-5	3-5	
2000	Ohio University	7-4	5-3	
1999	Ohio University	5-6	5-3	
1998	Ohio University	5-6	5-3	
1997	Ohio University	8-3	6-2	
1996	Ohio University	6-6	5-3	
1995	Ohio University	2-8-1	1-6-1	

Career	85-77-1	55-56-1
At Ohio University	33-33-1	27-20-1
At Wake Forest	52-44	28-36

AS AN ASSISTANT COACH

Year	School	Record	Conf	Bowl
1994	Air Force	8-4	6-2	
1993	Air Force	4-8	1-7	
1992	Air Force	7-5	4-4	Liberty
1991	Air Force	10-3	6-2	Liberty
1990	Air Force	7-5	3-4	Liberty
1989	Air Force	8-4-1	5-1-1	Liberty
1988	Air Force	5-7	3-6	
1987	Air Force	9-4	6-2	Freedom
1986	Air Force	6-5	6-2	
1985	Air Force	12-1	7-1	B'bonnet
1984	Air Force	8-4	4-3	Ind'pen
1983	Marshall	4-7	3-4	
1982	Marshall	3-8	1-6	
1981	Marshall	2-9	1-5	
1980	Marshall	2-8-1	0-5-1	
1979	Marshall	1-10	0-6	
1978	Emory & Henry	2-7	2-2	





DEMON DEACON FOOTBALL

WAKE FOREST VS. VANDERBILT ♦ Nov. 29, 2008 ♦ BB&T FIELD



START CHART

Offense	2008	Strk	Car
Skinner (QB)	11	21	35
Griffin (RT)	11	12	27
Brinkman (WR)	11	20	20
McMillin (RG)	11	17	18
Birdsong (LT)	11	11	18
Adams (TB)	7	-	16
Boldin (WR)	11	12	16
Nenon (LG/C)	11	11	11
Belton (FB)	0	-	11
Wooster (TE)	8	-	10
Rinfrette (FB)	9	1	9
Bailey (C)	6	-	6
Looney (LG)	5	5	5
Pendergrass (TB)	4	4	4
Parker (TE)	3	1	3
M. Williams (WR)	2	-	2
Hodges (QB)	0	-	2
Harris (FB)	0	-	2

Defense	2008	Strk	Car
Curry (DE)	11	17	47
Arnoux (LB)	11	27	40
M. Robinson (DE)	11	18	40
Patterson (S)	11	13	38
A. Smith (CB)	11	24	37
B. Robinson (DT)	10	9	24
Vaughn (S)	10	10	23
McClinic (LB)	11	19	21
Ghee (CB)	9	3	20
J. Russell (DT)	11	11	15
Davis (DE)	6	-	11
Kyle Wilber (DE)	5	5	5
Josh Bush (CB)	2	-	2
Frye (S)	1	-	2
H. Haynes (LB)	0	-	2
Carter (NG)	1	-	1
Midgett (LB)	0	-	1

Specialists	2008	Strk	Car
Swank (P/PK)	5	1	43
Popham (P/PK)	7	7	7

Most Career Starts (Active)	
Aaron Curry (LB)	47
Sam Swank (P/PK)	43
Stanley Arnoux (LB)	40
Matt Robinson (DE)	40
Kevin Patterson (S)	38
Alphonso Smith (CB)	37
Riley Skinner (QB)	35
Jeff Griffin (OT)	27
Boo Robinson (DT)	24
Chip Vaughn (S)	23

Longest Streaks (Active)	
Stanley Arnoux (LB)	27
Alphonso Smith (CB)	24
Riley Skinner (QB)	21
Chip Brinkman (WR)	20
Chantz McClinic (LB)	19
Matt Robinson (DE)	18
Aaron Curry (LB)	17
Barrett McMillin (RG)	17

DEMON DEACON DEPTH CHART

Updated Nov. 24, 2008

OFFENSE

QB	11	Riley Skinner	6-1	205	R-Jr.
	6	Brett Hodges	6-1	197	R-Jr.
TB	22	Brandon Pendergrass	5-9	200	R-Fr.
	27	Josh Adams	6-0	182	R-So.
FB	44	Mike Rinfrette	6-3	265	R-Jr.
	35	Rich Belton	6-1	250	R-Sr.
WR	88	Chip Brinkman	6-1	195	R-Sr.
	8	Marshall Williams	6-1	193	R-So.
WR	4	D.J. Boldin	6-0	220	R-Sr.
	3	Devon Brown	5-9	185	R-Fr.
TE	80	Andrew Parker	6-5	225	Fr.
	85	Ben Wooster	6-5	235	R-Jr.
LT	76	Joe Birdsong	6-4	290	R-Jr.
	75	Michael Hoag	6-6	295	R-Fr.
LG	78	Joe Looney	6-3	295	Fr.
	77	Boomer Peterson	6-5	292	R-Jr.
C	72	Russell Nenon	6-4	285	R-So.
	66	Chance Raines	6-2	280	Fr.
RG	61	Barrett McMillin	6-3	285	R-Jr.
	77	Boomer Peterson	6-5	292	R-Jr.
RT	64	Jeff Griffin	6-3	292	R-Jr.
	62	Doug Weaver	6-8	290	R-Fr.

DEFENSE

DE	42	Matt Robinson	6-2	248	Grad.
	34	Antonio Wilson	6-1	270	R-Sr.
NG	96	Boo Robinson	6-2	325	R-Jr.
	52	Dominique Midgett	6-2	252	R-Jr.
DT	51	John Russell	6-4	283	R-Jr.
	99	Michael Lockett	6-0	285	R-Jr.
DE	97	Kyle Wilber	6-5	230	R-Fr.
	93	Anthony Davis	6-5	251	R-Sr.
SLB	59	Aaron Curry	6-3	247	R-Sr.
	26	Jonathan Jones	6-3	231	R-Jr.
MLB	43	Stanley Arnoux	6-1	240	R-Sr.
	46	Matt Woodlief	5-11	254	R-So.
WLB	39	Chantz McClinic	5-11	225	R-Sr.
	56	Hunter Haynes	6-2	232	R-So.
CB	2	Alphonso Smith	5-9	190	R-Sr.
	29	Kerry Major	5-11	180	R-Sr.
CB	17	Brandon Ghee	6-0	191	R-Jr.
	25	Josh Bush	5-11	205	R-Fr.
FS	9	Chip Vaughn	6-2	215	R-Sr.
	30	John Stamper	6-0	195	R-Fr.
SS	10	Kevin Patterson	5-10	191	R-Sr.
	28	Cyhl Quarles	6-3	205	R-Fr.

SPECIALISTS

PK	38	Sam Swank	6-2	201	R-Sr.
	14	Shane Popham	5-11	192	R-Fr.
KO	21	Andrew Wright	6-2	195	Sr.
	14	Shane Popham	5-11	192	R-Fr.
P	14	Shane Popham	5-11	192	R-Fr.
	88	Chip Brinkman	6-1	195	R-Sr.
H	13	Ryan McManus	6-1	191	Sr.
	6	Brett Hodges	6-1	197	R-Jr.
LS	53	Greg Bechtel	6-1	200	Jr.
	13	Ryan McManus	6-1	191	Sr.
PR	2	Alphonso Smith	5-9	190	R-Sr.
	4	D.J. Boldin	6-0	220	R-Sr.
KR	3	Devon Brown	5-9	185	R-Fr.
	14	C.J. Washington	5-8	160	R-Fr.

PRONUNCIATION GUIDE

FIRST NAMES

Chantz (McClinic)	CHANTS
Cyhl (Quarles)	Like the name "Kyle"
Derricus (Elis)	DARE-ih-cus
Dominique (Midgett)	dom-in-EEK
Gelo (Orange)	Jello
Lovell (Jackson)	Luh-VELL

LAST NAMES

Arnoux	are-NEW
Betros	BEE-trose
Booi	BOO-ee
Coe	Ko
Dunmeyer	DUNN-my-er
Ehrmann	URR-men
Ghee	Like the letter "G"
Midgett	muh-JET
Nenon	KNEE-nun
Okoro	oh-KURR-oh
Orange	Like the color "orange"
Petit-Jean	PET-it JEEN
Popham	POP-um
Quarles	QUARLZ
Rinfrette	rin-FRET
Stachitas	sta-KITE-us
Wissing	WISS-ing
Woodlief	WOOD-leaf





DEMON DEACON FOOTBALL

WAKE FOREST VS. VANDERBILT ♦ Nov. 29, 2008 ♦ BB&T FIELD

PROBABLE OFFENSIVE STARTERS

QB	11	Riley Skinner	R-Jr.	Has three consecutive 2,000-yard passing seasons
TB	22	Brandon Pendergrass	R-Fr.	Team rushing leader averaging 4.4 YPC over last 3 games
FB	44	Mike Rinfrette	R-Jr.	Rushed the ball six times for 10 yards vs. Virginia
WR	4	D.J. Boldin	R-Sr.	ACC leader with 69 receptions; has 95 career catches
WR	88	Chip Brinkman	R-Sr.	Senior has started 20 consecutive games
TE	85	Ben Wooster	R-Jr.	Named to Academic All-District III team this fall
LT	76	Joe Birdsong	R-Jr.	Has started 18 career games at tackle
LG	78	Joe Looney	Fr.	True freshman took over at LG when Nenon moved to C
C	72	Russell Nenon	R-So.	Shifted from LG to replace injured Trey Bailey (ankle)
RG	61	Barrett McMillin	R-Jr.	Has made 17 consecutive starts, tops on the o-line
RT	64	Jeff Griffin	R-Jr.	Has 27 career starts, most on the offensive line

TOP OFFENSIVE RESERVES

TB	27	Josh Adams	R-So.	Missed two games with ankle injury
FB	35	Rich Belton	R-Sr.	Caught touchdown pass against Boston College
RB	23	Kevin Harris	R-Jr.	Has moved back to TB from FB to compensate for injuries
WR	3	Devon Brown	R-Fr.	Speedy rookie caught first career TD pass vs. UVA
WR	8	Marshall Williams	R-So.	Had first career 100-yard receiving game vs. NC State
TE	80	Andrew Parker	Fr.	One of just 5 true freshmen to start in Jim Grobe Era

PROBABLE DEFENSIVE STARTERS

DE	42	Matt Robinson	Grad.	Made 12th career sack last week to rank 7th at WFU
NG	96	Boo Robinson	R-Jr.	Leads all Deacon d-linemen with 40 tackles this year
DT	51	John Russell	R-Jr.	Career-high 7 tackles, one sack, forced fumble at NCSU
DE	97	Kyle Wilber	R-Fr.	Redshirt freshman has started each of past five games
SLB	59	Aaron Curry	R-Sr.	Ranks 6th in ACC in tackles, 3rd in tackles for loss
MLB	43	Stanley Arnoux	R-Sr.	Already has a career-high 74 tackles on the season
WLB	39	Chantz McClinic	R-Sr.	Headly LB made 6 tackles, including 4 solo, vs. NC State
CB	2	Alphonso Smith	R-Sr.	Force two fumbles last week vs. Boston College
FS	9	Chip Vaughn	R-Sr.	Had four tackles and a tackle for loss against BC
SS	10	Kevin Patterson	R-Sr.	Returned fumble 15 yards for a touchdown vs. BC
CB	17	Brandon Ghee	R-Jr.	Returned from foot injury to start each of last 3 games

TOP DEFENSIVE RESERVES

MLB	46	Matt Woodlief	R-So.	Leads team with seven special teams tackles
WLB	56	Hunter Haynes	R-So.	Second on the team with five special teams tackles
CB	25	Josh Bush	R-Fr.	Has made two starts in place of injured Ghee this year
CB	29	Kerry Major	R-Sr.	Veteran sees time on special teams & nickel package
DE	93	Anthony Davis	R-Sr.	Tall, lanky senior able to knock balls down at the line
DE	34	Antonio Wilson	R-Sr.	Veteran lineman had career-high 4 tackles vs. BC

SPECIALISTS

P/PK	38	Sam Swank	R-Sr.	Returned vs. BC after missing 6 games, went 3-3 in PATs
P	14	Shane Popham	R-Fr.	Averaging 38.6 yards per punt; has put 15 inside the 20
P/PK	14	Shane Popham	R-Fr.	Successful on last four consecutive field goal attempts
KOS	20	Andrew Wright	Sr.	Soccer transplant handling kickoff duties for Deacons
PR	2	Alphonso Smith	R-Sr.	Averaging 5.1 yards per punt return in 2008
KR	3	Devon Brown	R-Fr.	Averaging 23.1 yards per kickoff return
LS	53	Greg Bechtel	Jr.	Recovered a fumble on the punt team vs. Duke



PRESEASON HONORS

TEAM RANKINGS/PROJECTIONS

Publication	Nation	ACC
AP Poll	23rd	--
Coaches Poll	23rd	--
Lindy's	17th	2nd in ACC
ESPN	22nd	--
Athlon	24th	2nd in Atlantic
Phil Steele	27th	3rd in Atlantic
USA Today Sp. Wkly.	--	2nd in Atlantic

PRESEASON AWARDS & HONORS

Aaron Curry (R-Sr., LB)

- All-America (ESPN.com; Lindy's; Phil Steele)
- 1st Team All-ACC (Athlon; Blue Ribbon; Lindy's; Phil Steele; USA Today)
- No. 2 OLB nationally (Lindy's)
- No. 4 OLB nationally (Phil Steele)
- Preseason watch list - Bronko Nagurski Trophy
- Preseason watch list - Lott Trophy

Alphonso Smith (R-Sr., CB)

- 1st Team All-America (Lindy's; Phil Steele)
- 1st Team All-ACC (Athlon; Blue Ribbon; Lindy's; Phil Steele; USA Today)
- No. 2 cornerback nationally (Lindy's)
- No. 9 cornerback nationally (Phil Steele)
- Preseason watch list - Bronko Nagurski Trophy

Sam Swank (R-Sr., P/PK)

- 2nd team All-America (Lindy's; Phil Steele)
- 1st Team All-ACC (Athlon; Blue Ribbon; Lindy's; Phil Steele; USA Today)
- No. 2 kicker nationally (Lindy's; Phil Steele)
- No. 11 punter nationally (Phil Steele)

Riley Skinner (R-Jr., QB)

- 2nd Team All-ACC (Athlon; Lindy's)
- 4th Team All-ACC (Phil Steele)
- No. 17 quarterback nationally (Lindy's)

Josh Adams (R-So., TB)

- 1st Team All-ACC (Athlon; Blue Ribbon; Lindy's; USA Today)
- 3rd Team All-ACC (Phil Steele)
- No. 14 running back nationally (Lindy's)

Chip Vaughn (R-Sr., S)

- 1st Team All-ACC (Athlon; Lindy's; USA Today)
- 3rd Team All-ACC (Phil Steele)
- No. 10 safety nationally (Lindy's)
- No. 18 strong safety nationally (Phil Steele)

Stanley Arnoux (R-Sr., LB)

- 3rd Team All-ACC (Athlon)
- 4th Team All-ACC (Phil Steele)

Rich Belton (R-Sr., FB)

- No. 10 fullback nationally (Phil Steele)

Brandon Ghee (R-Jr., CB)

- 4th Team All-ACC (Phil Steele)

Jeff Griffin (R-Jr., OT)

- 3rd Team All-ACC (Athlon)

Offensive Backfield

- No. 6 unit nationally (Lindy's)

Linebackers

- No. 5 unit nationally (Lindy's)
- No. 24 unit nationally (Phil Steele)

Defensive Backs

- No. 7 unit nationally (Phil Steele)





DEMON DEACON FOOTBALL

WAKE FOREST VS. VANDERBILT ♦ Nov. 29, 2008 ♦ BB&T FIELD



POSITIONAL BREAKDOWN

QUARTERBACKS (7)

6	Brett Hodges	R-Jr.
10	Christian Hartford	Fr.
11	Riley Skinner	R-Jr.
12	Skylar Jones	R-Fr.
13	Ted Stachitas	Fr.
15	Ryan McManus	Sr.
32	Turner Faulk	Fr.

RUNNING BACKS (6)

14	C.J. Washington	R-Fr.
20	Lovell Jackson	Fr.
22	Brandon Pendergrass	R-Fr.
27	Josh Adams	R-So.
34	Willie Dixon	R-Fr.
48	Anthony Williams	Jr.

FULLBACKS (3)

23	Kevin Harris	R-Jr.
35	Rich Belton	R-Sr.
44	Mike Rinfrette	R-Jr.

TIGHT ENDS (7)

80	Andrew Parker	Fr.
83	Cameron Ford	R-Fr.
84	J.T. Dixon	Fr.
85	Ben Wooster	R-Jr.
87	Ted Randolph	R-Jr.
89	Kenneth Coe	Jr.
98	Lee Malchow	Jr.

WIDE RECEIVERS (12)

3	Devon Brown	R-Fr.
4	D.J. Boldin	R-Sr.
7	Jordan Williams	So.
8	Marshall Williams	R-So.
17	Chris Langley	Jr.
18	Danny Dembry	R-Fr.
20	Andrew Wright	Sr.
36	Casey Hill	R-Jr.
81	Terence Davis	Fr.
82	Chris Givens	Fr.
86	Matt Hartford	Jr.
88	Chip Brinkman	R-Sr.

CENTERS (3)

66	Chance Raines	Fr.
67	Trey Bailey	R-Jr.
71	Ryan Britt	R-Fr.

OFFENSIVE TACKLES (6)

62	Doug Weaver	R-Fr.
64	Jeff Griffin	R-Jr.
74	Garrick Williams	Fr.
75	Michael Hoag	R-Fr.
76	Joe Birdsong	R-Jr.
77	Boomer Peterson	R-Jr.

OFFENSIVE GUARDS (6)

61	Barrett McMillin	R-Jr.
65	Gage Crews	R-Jr.
69	Dennis Godfrey	R-Fr.
72	Russell Nenon	R-So.
78	Joe Looney	Fr.
79	Gabe Irby	Fr.

No.	Name	Pos.	Ht.	Wt.	Yr.	Hometown/High School
2	Alphonso Smith	CB	5-9	190	R-Sr.	Pahokee, FL/Pahokee
3	Devon Brown	WR	5-9	185	R-Fr.	Ashburn, VA/Stonebridge
4	D.J. Boldin	WR	6-0	220	R-Sr.	Pahokee, FL/Pahokee
5	Marcus Williams	CB	5-9	186	R-So.	Stockbridge, GA/Eagle's Landing
6	Brett Hodges	QB	6-1	197	R-Jr.	Winter Springs, FL/Winter Springs
6	Kenny Okoro	CB	6-0	185	Fr.	Greensboro, NC/Dudley
7	Jordan Williams	WR	6-3	200	So.	Jacksonville, FL/Raines
8	Marshall Williams	WR	6-1	193	R-So.	Durham, NC/Riverside
8	Geoff Wissing	S	6-1	202	Jr.	Marietta, GA/Harrison
9	Chip Vaughn	S	6-2	215	R-Sr.	Fairfax, VA/Robinson Secondary
10	Christian Hartford	QB	6-2	205	Fr.	New Kensington, PA/Kiski Area
10	Kevin Patterson	S	5-10	191	R-Sr.	Kingsland, GA/Camden County
11	Riley Skinner	QB	6-1	205	R-Jr.	Jacksonville, FL/Bolles School
12	Skylar Jones	QB	6-1	186	R-Fr.	Middletown, OH/Middletown
13	Ted Stachitas	QB	6-3	185	Fr.	Ponte Vedra Beach, FL/Nease
14	Shane Popham	PK	5-11	192	R-Fr.	Crestview Hills, KY/Covington Catholic
14	C.J. Washington	RB	5-8	160	R-Fr.	Winston-Salem, NC/Carver
15	Ryan McManus	QB	6-1	200	Sr.	Greenville, NC/Conley
17	Brandon Ghee	CB	6-0	191	R-Jr.	Fayetteville, NC/Jack Britt
17	Chris Langley	WR	6-2	185	Jr.	Suwanee, GA/Greater Atlanta Christian
18	Danny Dembry	WR	6-2	197	R-Fr.	Ahoskie, NC/Hertford County
20	Lovell Jackson	RB	5-10	170	Fr.	Tampa, FL/Plant
20	Andrew Wright	WR/PK	6-3	199	Sr.	Jackson, MS/St. Joseph
21	Alex Frye	S	6-3	193	R-So.	Fayetteville, NC/Jack Britt
22	Brandon Pendergrass	RB	5-9	200	R-Fr.	Royal Palm Beach, FL/Royal Palm Beach
22	Kevin Harris	FB	6-1	225	R-Jr.	Sanford, FL/Seminole
24	Michael Williams	CB	6-1	170	R-Fr.	Melbourne, FL/Palm Bay
25	Josh Bush	CB	5-11	205	R-Fr.	Lexington, NC/West Davidson
26	Jonathan Jones	LB	6-3	231	R-Jr.	Madisonville, TN/Sequoyah
27	Josh Adams	RB	6-0	182	R-So.	Cary, NC/Cary
28	Cyhl Quarles	S	6-3	205	R-Fr.	Tucker, GA/Meadowcreek
29	Kerry Major	CB	5-11	180	R-Sr.	Toccoa, GA/Stephen County
30	John Stamper	S	6-0	195	R-Fr.	Winston-Salem, NC/West Forsyth
32	Scott Betros	LB	6-1	220	Fr.	Jacksonville, FL/Bolles School
32	Turner Faulk	QB	5-8	160	Fr.	Winston-Salem, NC/Carver
34	Willie Dixon	RB	5-11	216	R-Fr.	Durham, NC/Cardinal Gibbons
34	Antonio Wilson	DE	6-1	270	R-Sr.	Pahokee, FL/Pahokee
35	Rich Belton	FB	6-1	250	R-Sr.	Chapel Hill, NC/East Chapel Hill
36	Peter Grimm	S	6-1	205	R-Fr.	Atlanta, GA/Holy Innocents Episcopal
36	Casey Hill	WR	5-11	170	R-Jr.	Memphis, TN/Evangelical Christian
37	Morgan Harris	S	6-0	180	Fr.	Cary, NC/Cary
37	Junior Petit-Jean	S	6-0	198	R-Fr.	Naples, FL/Naples
38	Sam Swank	P/PK	6-2	201	R-Sr.	Jacksonville Beach, FL/Fletcher
39	Chantz McClinic	LB	5-11	225	R-Sr.	Rome, GA/Darlington School
40	Kyle Jarrett	LB	6-2	228	R-Fr.	Winston-Salem, NC/West Forsyth
41	Mike Potteiger	LB	6-0	205	Jr.	Glen Rock, PA/Susquehannock
42	Matt Robinson	DE	6-2	248	Grad.	Cedartown, GA/Cedartown
43	Stanley Arnoux	LB	6-1	240	R-Sr.	Sunrise, FL/Glades Day
44	Mike Rinfrette	FB	6-3	265	R-Jr.	Bunn, NC/Bunn
45	Riley Haynes	LB	6-1	225	Fr.	Ponte Vedra Beach, FL/Nease
46	Matt Woodlief	LB	5-11	254	R-So.	Catawba, NC/Bandys
48	Anthony Williams	RB	5-11	202	Jr.	Jacksonville, NC/Jacksonville
49	Derricus Ellis	DE	6-2	225	Fr.	Rome, GA/Darlington
50	Joey Ehrmann	LB	6-4	210	Fr.	Baltimore, MD/Gilman School
51	John Russell	DT	6-4	283	R-Jr.	Jacksonville, FL/Bolles School
52	Dominique Midgett	LB	6-2	252	R-Jr.	Greensboro, NC/Dudley
53	Greg Bechtel	LS	6-1	200	Jr.	Cary, NC/Cary
53	Joe Hall	DE	6-2	210	R-Fr.	Charlotte, NC/Harding University HS
54	Collin Granger	LS/LB	6-0	208	R-Fr.	Midlothian, VA/Clover Hill
55	Tristan Dorty	DE	6-2	249	R-Fr.	Woodleaf, NC/West Rowan
56	Hunter Haynes	LB	6-2	232	R-So.	Ponte Vedra Beach, FL/Nease





DEMON DEACON FOOTBALL

WAKE FOREST VS. VANDERBILT ♦ Nov. 29, 2008 ♦ BB&T FIELD

No.	Name	Pos.	Ht.	Wt.	Yr.	Hometown/High School
57	Gelo Orange	LB	6-1	224	R-Fr.	Naples, FL/Naples
58	Michael Carter	DT	6-3	315	R-So.	Memphis, TN/Melrose
59	Aaron Curry	LB	6-3	247	R-Sr.	Fayetteville, NC/E.E. Smith
60	Barrett Powell	LB	6-1	205	Fr.	Pittsboro, NC/Northwood
61	Barrett McMillin	OG	6-3	285	R-Jr.	Lawrenceville, GA/Collins Hill
62	Doug Weaver	OT	6-8	290	R-Fr.	Roxboro, NC/Person
63	Andrew Conroy	LB	6-1	234	Sr.	Charlotte, NC/Country Day
64	Jeff Griffin	OT	6-3	292	R-Jr.	Jacksonville, FL/Bartram Trail
65	Gage Crews	OG	6-4	315	R-Jr.	Bainbridge, GA/Bainbridge
66	Chance Raines	OL	6-2	280	Fr.	Jacksonville, FL/Bolles School
67	Trey Bailey	C	6-2	290	R-Jr.	Duncan, SC/James F. Byrnes
69	Dennis Godfrey	OG	6-3	320	R-Fr.	Sanford, NC/Lee County
71	Ryan Britt	C	6-4	275	R-Fr.	Grapevine, TX/Heritage
72	Russell Nenon	OG	6-4	285	R-So.	Memphis, TN/Memphis University School
74	Garrick Williams	OT	6-4	290	Fr.	Columbia, MO/Rock Bridge
75	Michael Hoag	OT	6-6	295	R-Fr.	Knoxville, TN/Farragut
76	Joe Birdsong	OT	6-4	290	R-Jr.	Nashville, TN/Montgomery Bell
77	Boomer Peterson	OT	6-5	292	R-Jr.	Lincoln, NE/Lincoln Southeast
78	Joe Looney	OG	6-3	295	Fr.	Lake Worth, FL/Lake Worth
79	Gabe Irby	OG	6-3	315	Fr.	Habersham, GA/Central
80	Andrew Parker	TE	6-5	225	Fr.	Jacksonville, FL/Bartram Trail
81	Terence Davis	WR	6-1	180	Fr.	Lilburn, GA/Brookwood
82	Chris Givens	WR	6-0	195	Fr.	Wylie, TX/Wylie
83	Cameron Ford	TE	6-4	237	R-Fr.	Anderson, SC/T.L. Hanna
84	J.T. Dixon	TE	6-4	230	Fr.	Chandler, AZ/Hamilton/Hargrave Military
85	Ben Wooster	TE	6-5	235	R-Jr.	Suwanee, GA/Greater Atlanta Christian
86	Matt Hartford	WR	5-11	191	Jr.	New Kensington, PA/Kiski Area
87	Ted Randolph	TE	6-4	278	R-Jr.	Mocksville, NC/Davie County
88	Chip Brinkman	WR	6-1	195	R-Sr.	Belleair, FL/Clearwater Central Catholic
89	Kenneth Coe	TE	6-6	240	Jr.	Charlotte, NC/Country Day
90	Will Wright	DE	6-4	232	R-Fr.	Wilmington, NC/Hoggard
91	Kevin Smith	DE	6-4	210	Fr.	Plano, TX/East
92	Bryson Dummeier	DT	6-2	310	Fr.	Charlotte, NC/North Mecklenburg
93	Anthony Davis	DE	6-5	251	R-Sr.	Columbia, SC/Spring Valley
94	Tripp Russell	DE	6-3	248	R-So.	Winston-Salem, NC/Mount Tabor
95	Ramon Booi	DT	6-6	330	Fr.	Jacksonville, FL/Nease
96	Boo Robinson	DT	6-2	325	R-Jr.	Monroe, LA/Richwood
97	Kyle Wilber	DE	6-5	230	R-Fr.	Apopka, FL/Apopka
98	Lee Malchow	TE	6-5	220	Jr.	Augusta, GA/Aquinas
99	Michael Lockett	DE	6-0	285	R-Jr.	Tyrone, GA/Sandy Creek

WAKE FOREST FOOTBALL STAFF

Position	Name	Alma Mater	Years at Wake
Head Coach	Jim Grobe	Virginia, 1975	8th
Assistant HC/Running Backs/Kickers	Billy Mitchell	East Carolina, 1972	8th
Defensive Coordinator/Linebackers	Brad Lambert	Kansas State, 1987	8th
Offensive Coordinator/Offensive Line	Steed Lobotzke	Air Force, 1992	8th
Defensive Backs	Tim Billings ^	Southeast Oklahoma State, 1980	3rd
Quarterbacks	Tom Elrod ^	Wake Forest, 1997	13th*
Defensive Ends	Keith Henry	Catawba, 1989	8th
Wide Receivers	Brian Knorr	Air Force, 1986	1st
Recruiting Coord./Defensive Tackles	Ray McCartney ^	Guilford, 1980	8th
Tight Ends/Fullbacks	Steve Russ ^	Air Force, 1995	1st
Assistant AD/Football	Bill Faircloth	Wake Forest, 1964	34th*
Graduate Assistant (Off.)	Napoleon Sykes	Wake Forest, 2006	5th*
Graduate Assistant (Def.)	Brad White	Wake Forest, 2005	4th*
Recruiting Assistant	James Adams	Wake Forest, 2006	5th*
Operations Assistant	Trevor Lambert	Kansas State, 2008	1st

^ seated in pressbox during games

* includes seasons as either a graduate assistant and/or student-athlete



DEFENSIVE ENDS (11)

34	Antonio Wilson	R-Sr.
42	Matt Robinson	Grad.
49	Derricus Ellis	Fr.
53	Joe Hall	R-Fr.
55	Tristan Dorty	R-Fr.
90	Will Wright	R-Fr.
91	Kevin Smith	Fr.
93	Anthony Davis	R-Sr.
94	Tripp Russell	R-So.
97	Kyle Wilber	R-Fr.
99	Michael Lockett	R-Jr.

DEFENSIVE TACKLES (5)

51	John Russell	R-Jr.
58	Michael Carter	R-So.
92	Bryson Dummeier	Fr.
95	Ramon Booi	Fr.
96	Boo Robinson	R-Jr.

LINEBACKERS (15)

26	Jonathan Jones	R-Jr.
32	Scott Betros	Fr.
39	Chantz McClinic	R-Sr.
40	Kyle Jarrett	R-Fr.
41	Mike Potteiger	Jr.
43	Stanley Arnoux	R-Sr.
45	Riley Haynes	Fr.
46	Matt Woodlief	R-So.
50	Joey Ehrmann	Fr.
52	Dominique Midgett	R-Jr.
56	Hunter Haynes	R-So.
57	Gelo Orange	R-Fr.
59	Aaron Curry	R-Sr.
60	Barrett Powell	Fr.
63	Andrew Conroy	Sr.

CORNERBACKS (7)

2	Alphonso Smith	R-Sr.
5	Marcus Williams	R-So.
6	Kenny Okoro	Fr.
17	Brandon Ghee	R-Jr.
24	Michael Williams	R-Fr.
25	Josh Bush	R-Fr.
29	Kerry Major	R-Sr.

SAFETIES (9)

8	Geoff Wissing	Jr.
9	Chip Vaughn	R-Sr.
10	Kevin Patterson	R-Sr.
21	Alex Frye	R-So.
28	Cyhl Quarles	R-Fr.
30	John Stamper	R-Fr.
36	Peter Grimm	R-Fr.
37	Morgan Harris	Fr.
37	Junior Petit-Jean	R-Fr.

PUNTER/PLACEKICKER (3)

14	Shane Popham	R-Fr.
20	Andrew Wright	Sr.
38	Sam Swank	R-Sr.

LONG SNAPPER (1)

53	Greg Bechtel	Jr.
----	--------------	-----





2008 GAME RECAPS & BOX SCORES



GAME 1
#23 WAKE FOREST 41, BAYLOR 13
AUGUST 28, 2008
FLOYD CASEY STADIUM (30,633)

WACO, Texas - Quarterback Riley Skinner threw for 220 yards and a career-high three touchdowns to lead No. 23 Wake Forest to a 43-13 victory over Baylor in the season-opener for both teams.

The redshirt junior, who was 27-of-36 on the night, also became the school's all-time leader in wins by a starting quarterback with 19.

The Deacons jumped out to an early 17-0 lead before Baylor took advantage of a Wake Forest fumble to set up its only score of the first half. Skinner then marched the team down the field and Sam Swank connected on his second field goal of the half to give the Deacs a 20-6 lead heading into the break.

Wake Forest fumbled on the first play of the second half but Baylor gave the ball right back two plays later on a fumble of its own. The Deacons then took control of the game, as Skinner hooked up with Chip Brinkman and Ben Wooster for back-to-back touchdowns strikers to open up a 34-6 lead.

After a fourth quarter touchdown by Baylor, sophomore Josh Adams scampered in from four yards out for the final score of the game.

The two touchdown catches for Brinkman were the first two of his career. Brandon Pendergrass also scored for the first time in his career with a TD run in the first half.

Defensively, redshirt senior Aaron Curry led the team with seven tackles and fellow senior Alphonso Smith recorded his 15th career interception.

Scoring table for Game 1 showing scores for Wake Forest and Baylor across quarters and total.

1st Quarter

WF - Swank 40 yrd field goal, 12:19
WF - Brinkman 12 yrd pass from Skinner (Swank kick), 7:00

2nd Quarter

WF - Pendergrass 3 yrd run (Swank kick), 14:23
BU - Jones 12 yrd run (Parks kick failed), 2:54
WF - Swank 42 yrd field goal, 0:53

3rd Quarter

WF - Brinkman 8 yrd pass from Skinner (Swank kick), 7:36
WF - Wooster 43 yrd pass from Skinner (Swank kick), 3:04

4th Quarter


BU - Griffin 5 yrd run (Parks kick), 12:39
WF - Adams 4 yrd run (Swank kick), 4:38

Statistical table for Game 1 comparing WF and BU across various categories like First Downs, Rushes-Yards, Passing Yards, etc.

RUSHING: WFU - Washington 2-63; Adams 14-37; Pendergrass 14-34; Boldin 2-10; Skinner 7-9; Williams Mar. 1-4; Belton 1-3; Brown 1-0. BU - Griffin 11-29; Finley 10-22; Jones 3-17; Sims 4-16; Wright 2-9; Sanders 1-2; Freeman 2-0; Baker 1-minus 1.

PASSING: WFU - Skinner 27-36-0-220. BU - Griffin 11-19-0-125; Freeman 4-11-2-31.

RECEIVING: WFU - Boldin 7-33; Wooster 6-90; Williams, Mar. 4-38; Brinkman 3-29; Adams 3-8; Brown 2-13; Pendergrass 1-6; Belton 1-3. BU - Gettis 5-46; White 3-32; Akers 2-25; Wright 2-21; Finley 1-26; Blaylock 1-4; Baker 1-2.



GAME 2
#20 WAKE FOREST 30, OLE MISS 28
SEPTEMBER 6, 2008
BB&T FIELD (31,986)

WINSTON-SALEM, N.C. - Sam Swank booted a 41-yard field with three seconds remaining to give Wake Forest a 30-28 victory over Ole Miss in the Deacon's 2008 home opener

Swank's heroics came after Ole Miss quarterback Jevan Snead scrambled out of the pocket and found Cordera Eason for a 4-yard touchdown on 4th and 3, giving the Rebels a 28-27 lead with 1:01 remaining in the game.

Wake Forest junior Riley Skinner then orchestrated a last minute drive, leading the Deacs down to the Ole Miss 23-yard line, setting up Swank's game winning kick. Swank has now made his last nine field goal attempts dating back to last season.

Skinner finished the game 32-of-43 for 267 yards and two touchdowns. Both his 32 completions and 43 attempts were career-highs. He also extended his school record for wins by a starting quarterback to 20.

Senior wideout D.J. Boldin had a career-high 11 catches for a career-high 123 yards. Boldin had a key 22-yard first down reception on the final drive.

For Ole Miss, Jevan Snead completed 20-of-31 passes for 253 yards with four touchdowns and one interception.

On the ground, Wake Forest redshirt freshman Brendon Pendergrass had eight carries for a career-high 49 yards and a touchdown.

Scoring table for Game 2 showing scores for Ole Miss and Wake Forest across quarters and total.

1st Quarter

WF - Harris 14 yrd pass from Skinner (Swank kick), 11:51
UM - Harris 4 yrd pass from Snead (Shene kick), 4:12

2nd Quarter

UM - Hodge 28 yrd pass from Snead (Shene kick), 11:45
WF - Swank 21 yrd field goal, 0:01

3rd Quarter

WF - Swank 27 yrd field goal, 6:18
WF - Williams 24 yrd pass from Skinner (Swank kick), 1:35

4th Quarter

UM - McCluster 31 yrd pass from Snead (Snene kick), 14:11
WF - Pendergrass 12 yrd run (Swank kick), 11:37
UM - Eason 5 yrd pass from Snead (Snene kick), 1:01
WF - Swank 41 yrd field goal, 0:03

Statistical table for Game 2 comparing UM and WF across various categories like First Downs, Rushes-Yards, Passing Yards, etc.

RUSHING: UM-Bolden 8-36; Thomas 1-19; Eason 8-18; Snead 5-16; Vaughn 1-13; Wallace 1-4; Davis 5-1. WFU-Pendergrass 8-49; Adams 12-43; Rinfrette 2-7; Belton 1-minus 2; Skinner 8-minus 16.


PASSING: UM-Snead 20-31-1-253; McCluster 0-2-1-0. WFU-Skinner 32-43-0-267.

RECEIVING: UM-Hodge 5-66; McCluster 4-64; Wallace 4-50; Eason 4-26; Bolden 2-43; Harris 1-4. WFU-Boldin 11-123; Wooster 6-34; Brinkman 4-24; Adams 4-13; Williams 2-30; Belton, 2-22; Harris 2-15; Rinfrette 1-6.





2008 GAME RECAPS & BOX SCORES



GAME 3
#18 WAKE FOREST 12, #24 FLORIDA STATE 3
SEPTEMBER 20, 2008
DOAK CAMPBELL STADIUM (79,235)

TALLAHASSEE, Fla. - The Wake Forest defense forced seven turnovers and Sam Swank made a career-high four field goals as No. 18 Wake Forest defeated No. 24 Florida State 12-3 at Doak Campbell Stadium.

The Wake Forest defense was stifling all game, forcing seven turnovers and allowing only three points. In the last two games Wake Forest has played in Tallahassee, the Deacons have outscored the Seminoles 42-3.

Aaron Curry led the defense with eight tackles, a fumble recovery and an interception. Kevin Patterson had two interceptions, a forced fumble and six tackles. Brandon Ghee also added six tackles and forced a fumble.

The four field goals made and seven field goals attempted were both career highs for senior Sam Swank. Swank converted from 48, 29, 49 and 31 yards respectively.

Offensively, Riley Skinner finished the game 17-of-29 for 217 yards. Marshall Williams caught three passes for 57 yards, while Andrew Parker made his first two career catches for 55 yards. Josh Adams led all Deacon rushers with 66 yards on 18 carries.

Florida State quarterback Christian Ponder was just 6-for-18 for 52 yards and three interceptions. Backup D'Vontrey Richardson didn't fare too much better, also completing 6-of-18 passes for 66 yards and a pair of interceptions.

Scoring table for Game 3 showing points by quarter for Wake Forest and Florida State.

1st Quarter

WF - Swank 48 yrd field goal, 11:18

3rd Quarter

WF - Swank 29 yrd field goal, 10:29

FS - Gano 37 yrd field goal, 6:40

WF - Swank 49 yrd field goal, 4:31

4th Quarter


WF - Swank 31 yrd field goal, 2:07

Box score table for Game 3 comparing Wake Forest and Florida State statistics.

RUSHING: WFU - Adams 18-66; Boldin, 3-11; Skinner, 6-4; Pendergrass, 7-minus 17. FSU - Richardson, 8-46; Ponder, 5-27; Smith, 8-24; Reed, 2-7; Holloway, 1-0; Parker, 3-0.

PASSING: WFU - Skinner, 17-29-0-217; Boldin, 0-1-0-0. FSU - Ponder, 6-18-3-52; Richardson, 6-18-2-66.

RECEIVING: WFU - Williams, 3-57; Parker, 2-55; Harris, 2-18; Wooster, 2-18; Brinkman, 2-16; Boldin, 2-4; Brown, 1-20; Adams, 1-15; Rinfrette, 1-12; Pendergrass, 1-2. FSU - Parker, 3-34; Easterling, 3-33; Carr, 3-30; Dobbie, 1-14; Owens, 1-6; Holloway, 1-1.



GAME 4
NAVY 24, #15 WAKE FOREST 17
SEPTEMBER 27, 2008
BB&T FIELD (33,173)

WINSTON-SALEM, N.C. - No. 15 Wake Forest (3-1, 1-0 ACC) committed a season-high six turnovers and Navy (3-2) turned those miscues into 24 points as the Midshipmen upset the Demon Deacons 24-17 in front of 33,173 fans at BB&T Field.

The Deacons committed six turnovers in the game, the most miscues committed by a Wake Forest team since the team committed six turnovers against Miami on

November 12, 2005. Quarterback Riley Skinner threw a career-high four interceptions and the Wake Forest offense fumbled the ball two times to account for the six turnovers.

Navy dominated the ground game, rushing for 292 yards on 59 carries, while the Deacons rushed for only 43 yards on 31 carries. Navy passed the ball four times in the contest for 51 yards, while Wake passed the ball 40 times, completing 26 of those passes for 270 yards. The Midshipmen out-gained the Deacons 343-313.

Eric Kettani ran for 175 yards on 19 carries, becoming the first opponent to rush for more than 100 yards against Wake Forest since Maryland's Keon Lattimore on September 22, 2007.

D.J. Boldin led the way for Wake Forest with eight catches for 116 yards. Boldin has gone over 100 yards receiving in two games this season.

Defensively, Aaron Curry and Chantz McClinic tied for the team high in tackles with 10. Curry had two tackles for loss in the game. Boo Robinson recorded two sacks in the game for a loss of 12 yards.

Scoring table for Game 4 showing points by quarter for Navy and Wake Forest.

1st Quarter

NA - Kaheaku-Enhada 4 yrd run (Harmon kick), 9:57

2nd Quarter

NA - Kaheaku-Enhada 3 yrd run (Harmon kick), 14:54

NA - Harmon 35 yrd field goal, 4:13

3rd Quarter

WF - Adams 1 yrd run (Swank kick), 12:45

WF - Swank 23 yrd field goal, 8:12

4th Quarter

NA - Branty 4 yrd run (Harmon kick), 3:45

WF - Rinfrette 8 yrd pass from Skinner (Swank kick), 1:14

Box score table for Game 4 comparing Wake Forest and Navy statistics.

RUSHING: NA - Kettani 19-175; Doyle 1-39; Kaheaku-Enhada, 10-30; Bryant 15-29; White 11-20; Teich 1-2. Finnerty 1-minus 2. WF - Pendergrass 7-19; Skinner 10-10; Williams 1-6; Adams 11-5; Harris 1-3; Rinfrette 1-0.


PASSING: NA - Kaheaku-Enhada, 2-3-0-58; Bryant 1-1-0-(-7). WF - Skinner 26-40-4-270.

RECEIVING: NA - Barnes 2-32; Finnerty 1-19. WF - Boldin 8-116; Brinkman 3-34; Brown 3-28; Pendergrass 3-14; Williams 2-23; Adams 2-11; Wooster 1-14; Belton 1-11; Rinfrette 1-8; Harris 1-6; Parker 1-5.





2008 GAME RECAPS & BOX SCORES



GAME 5
#21 WAKE FOREST 12, CLEMSON 7
OCTOBER 9, 2008
BB&T FIELD (33,998)

WINSTON-SALEM, N.C. - Riley Skinner hit D.J. Boldin on a seven-yard touchdown pass with 5:28 remaining in the fourth quarter that proved to be the difference as No. 21 Wake Forest (4-1, 2-0 ACC) held on for a 12-7 victory over Clemson (3-3, 1-2 ACC) in front of 33,988 fans at BB&T Field.

The victory for Wake improved the Deacons to 2-0 in conference play for the first time since 1987. In that season, Wake Forest opened conference play with victories over NC State and North Carolina.

Wake Forest head coach Jim Grobe picked up his 50th win as head coach of the Deacons. Grobe's record at Wake Forest currently stands at 50-40.

The game was dominated by both defenses as both teams struggled to find any rhythm on the offensive end. The Wake Forest defense was dominant early, holding Clemson without a first down until midway through the second quarter. The Tigers only gained 198 yards of total offense on 58 plays, while Wake Forest had 342 yards on 82 plays. Wake Forest held Clemson to only 21 yards on the ground on 23 attempts.

The Wake Forest defense was also very good on third downs, holding Clemson to 2-of-14 on third down attempts. The Deacons were successful on third down plays, converting 10 of 21 third-down attempts.

Skinner combined for 259 yards of total offense, including a career-high 73 yards rushing on a career-high tying 11 attempts. Skinner threw for 186 yards and one touchdown pass.

The 12 points scored by Wake Forest were the fewest points needed for a home victory since 1994 when the Deacons defeated Appalachian State 12-10.

Scoring table for Game 5 showing points by quarter and total for Clemson and Wake Forest.

1st Quarter

WF - Popham 22 yrd field goal, 1:23

3rd Quarter

CU - Ford 10 yrd pass from Harper (Buchholz kick), 0:07

4th Quarter

WF - Popham 32 yrd field goal, 12:57


WF - Boldin 7 yard pass from Skinner (Pass failed), 5:28

Statistical comparison table for Game 5 between CU and WF, including First Downs, Rushes-Yards, Passing Yards, and Possession Time.

RUSHING: CU - Davis 12-25; Spiller 2-10; Ford 1-2; Hamlin 1-0; Harper 7-minus 16. WFU - Skinner 11-73; Adams 12-56; Pendergrass, 12-33; Boldin 4-11; Harris 1-1; TEAM 4-minus 4; Brown 1-minus 5; Williams 1-minus 9.

PASSING: CU - Harper 15-35-1-177. WFU - Skinner 22-34-0-186; Boldin 0-1-0-0; Williams 0-1-0-0.

RECEIVING: CU - Ford 5-43; Kelly 3-9; Grisham 2-38; Davis 2-27; Faerber 1-35; Dye 1-19; Harper 1-6. WFU - Wooster 5-36; Pendergrass 5-32; Brinkman 4-31; Boldin 3-35; Williams 2-34; Harris 1-11; Adams 1-8; Belton 1-minus 1.



GAME 6
MARYLAND 26, #19 WAKE FOREST 0
OCTOBER 18, 2008
BYRD STADIUM (46,257)

COLLEGE PARK, Md. - Maryland's defense suffocated the Wake Forest offense and held the Demon Deacons scoreless for the first time in over ten years in a 26-0 victory Saturday afternoon at Byrd Stadium.

The victory for Maryland (5-2, 2-1 ACC) creates a logjam at the top of the ACC Atlantic Division. Maryland, Florida State, Boston College and Wake Forest (4-2, 2-1 ACC) are now all 2-1 in the conference.

The Maryland defense held Wake to just 219 yards of total offense and it was the first time the Deacons were shutout since a 42-0 setback at Air Force on Sept. 5, 1998.

Conversely, the Terps racked up 470 yards of offense led by quarterback Chris Turner. Turner was 28-of-41 for 321 yards and one touchdown. He found Darrius Heyward-Bey 11 times for 101 yards.

Riley Skinner had his lowest passing output of the season for the Deacons, completing just 14-of-30 for 127 yards. Senior D.J. Boldin led the Deacs in receiving with seven catches for 72 yards.

On the ground, sophomore Josh Adams had 13 carries for 39 yards.

In addition to Heyward-Bey, Danny Oquendo made three catches for 90 yards and a TD for Maryland. Da'Rel Scott led the Terrapin rushing attack with 73 yards on 18 carries.

Defensively, linebacker Stanley Arnoux made a career-high 12 tackles and also recovered a fumble to lead the Deacs. Fellow linebacker Aaron Curry chipped in with a season-high 11 stops and redshirt freshman Josh Bush had a career-high three tackles and a fumble recovery.

Scoring table for Game 6 showing points by quarter and total for Wake Forest and Maryland.

1st Quarter

MD - Heyward-Bey 9 yrd pass from Scott (Egekeze kick), 10:59

2nd Quarter

MD - Egekeze 40 yrd field goal, 6:41

MD - Egekeze 39 yrd field goal, 0:04

3rd Quarter

MD - Egekeze 35 yrd field goal, 9:35

MD - Egekeze 26 yrd field goal, 1:40

4th Quarter

MD - Oquendo 50 yrd pass from Turner (Egekeze kick), 4:33

Statistical comparison table for Game 6 between WF and MD, including First Downs, Rushes-Yards, Passing Yards, and Possession Time.

RUSHING: WF - Adams 13-39; Skinner 13-16; Brown 2-11; Boldin 3-9; Pendergrass 2-minus 2. MD - Scott 18-73; Meggett 6-44; Portis 4-13; Turner 3-8; Oquendo 1-1; Heyward-Bey 1-1.


PASSING: WF - Skinner 14-30-0-127; Hodges 1-2-0-19. MD - Turner 28-41-0-321; Scott 1-1-0-9

RECEIVING: WF - Boldin 7-72; Pendergrass 3-22; Rinfrette 1-20; Adams 1-19; Belton 1-11; Wooster 1-3; Brown 1-minus 1. MD - Heyward-Bey 11-101; Gronkowski 6-52; Oquendo 3-90; Jackson 3-42; Smith 2-8; T. Galt 1-18; Lee-Odai 1-13; Meggett 1-5; Scott 1-1.





2008 GAME RECAPS & BOX SCORES



GAME 7
MIAMI 16, WAKE FOREST 10
OCTOBER 25, 2008
DOLPHIN STADIUM (41,208)

MIAMI, Fla. (AP) - Robert Marve had a 1-yard touch-down run to put Miami ahead for good, Matt Boshier kicked three field goals, and the Hurricanes' defense stiffened considerably in the second half on the way to beating Wake Forest 16-10 on Saturday.

Marve completed 11 of 20 passes for 153 yards and set up the go-ahead score in the third quarter with a 43-yard rush, helping Miami (5-3, 2-2 Atlantic Coast Conference) win consecutive league games for the first time since October 2006.

Marve then hit Thearon Collier with a perfect 25-yard pass on third-and-10 with 3 minutes left, getting Miami to midfield and allowing the Hurricanes to run out the clock.

Josh Adams had 21 carries for 111 yards for Wake Forest (4-3, 2-2), which marched 66 yards for a touchdown on the game's first drive, but didn't find the end zone the rest of the day. The Demon Deacons rushed a season-high 52 times for 195 yards, but quarterback Riley Skinner was only 3-for-8 for 57 yards.

Boshier's field goals were from 36, 52 and 43 yards for Miami, which matched last season's win total with four games remaining. Miami has won three straight overall.

The Hurricanes avoided disaster in the closing minutes.

Boshier shanked a punt for only 15 yards, giving Wake Forest the ball at the Miami 46 with 4:24 left, but the Hurricanes' defense forced a quick three-and-out. Marve came back into the game with 3:13 left, found Collier with the big strike, and Wake Forest ran out of time outs from there.

Scoring table for Game 7: Wake Forest 10, Miami 16

1st Quarter
WF - Rinfrette 1 yrd run (Popham kick), 10:01
UM - Boshier 36 yrd field goal, 4:11

2nd Quarter
WF - Popham 24 yrd field goal, 13:42

3rd Quarter
UM - Boshier 52 yrd field goal, 13:18
UM - Marve 1 yrd run (Boshier kick), 8:03


4th Quarter
UM - Boshier 43 yrd field goal, 12:09

Statistical comparison table for Game 7 between Wake Forest (WF) and Miami (UM)

RUSHING: WF - Adams 21-111; Pendergrass 13-54; Rinfrette 9-30; Belton 4-9; Boldin 1-1; Skinner 4-minus 10. UM - Marve, 9-56; Cooper 12-27; James 6-14; Benjamin 1-10; TEAM 1-minus 2; Harris 4-minus 3.

PASSING: WF - Skinner 3-8-0-57. UM - Marve, R. 11-20-0-153; Harris, J. 4-8-0-41.

RECEIVING: WF - Boldin 1-45; Belton 1-8; Adams 1-4. UM - Benjamin 4-72; Collier 2-31; Byrd 2-18; Johnson 2-16; Farquharson 1-19; Shields 1-18; James 1-13; Epps 1-5; Cooper, 1-2.



GAME 8
WAKE FOREST 33, DUKE 30 (OT)
NOVEMBER 1, 2008
BB&T FIELD (32,226)

WINSTON-SALEM, N.C. - Shane Popham's 28-yard field goal and Alphonso Smith's second interception of the game led Wake Forest (5-3, 3-2 ACC) to a thrilling 33-30 overtime victory over Duke (4-4, 1-3 ACC) on a beautiful Saturday evening at BB&T Field.

Duke had an opportunity to win the game in regulation but Nick Maggio' 42 field goal attempt was wide right and sent the game into overtime.

Wake Forest got the ball to start the overtime and advanced the ball to the Duke 11-yard line before the drive stalled, setting up a Popham 28-yard field goal.

On the second play of Duke's offensive possession in overtime, Thaddeus Lewis's pass was intercepted by Smith to seal the game and give the Deacons a 33-30 overtime victory.

Smith recorded the fourth multi-interception of his career and now has 19 career picks. The 19 interceptions ranks him first all-time at Wake Forest in career interceptions.

Aaron Curry made a career high 16 tackles to lead Wake Forest.

Scoring table for Game 8: Duke 30, Wake Forest 33

1st Quarter
WF - Skinner 1 yrd run (Popham kick), 12:07
DU - Varner 2 yrd pass from Asack (Maggio kick), 7:00
WF - Team Safety, 1:59

2nd Quarter
WF - Popham 24 yrd field goal, 11:52

3rd Quarter
WF - Pendergrass 2 yrd run (Popham kick), 8:45
DU - Harris 33 yrd pass from Lewis (Maggio kick), 7:24
DU - Hollingsworth 6 yrd run (Asack pass failed), 2:47
WF - Popham 44 yrd field goal, 1:22

4th Quarter
DU - Maggio 20 yrd field goal, 12:23
WF - Boldin 20 yrd pass from Skinner (Skinner pass to Boldin), 10:16
DU - Harris 20 yrd pass from Lewis (Maggio kick), 6:48

Overtime
WF - Popham 28 yrd field

Statistical comparison table for Game 8 between Duke (DU) and Wake Forest (WF)

RUSHING: DU - Hollingsworth 15-67; Jackson 12-63; Lewis 2-14; Harris 3-10; Asack 2-3; Williams 1-minus 3; Varner 1-minus-8. WF - Pendergrass 21-64; Skinner 14-36; Boldin 3-8; Rinfrette 3-5; Washington 2-minus 1


PASSING: DU - Lewis 18-26-2-229; Asack 1-1-0-2. WF - Skinner 18-31-0-232.

RECEIVING: DU - Huffman 6-71; Riley 6-71; Harris 2-53; Varner 2-3; Williams 1-20; Robinson 1-11; Hollingsworth 1-2. WF - Boldin 8-89; Rinfrette 3-22; Williams 2-50; Pendergrass 2-18; Brown 2-16; Parker 1-37.





2008 GAME RECAPS & BOX SCORES



GAME 9
WAKE FOREST 28, VIRGINIA 17
NOVEMBER 8, 2008
BB&T FIELD (34,014)

WINSTON-SALEM, N.C. - Wake Forest (6-3, 4-2 ACC) raced out to a 28-3 lead at halftime and held off a late Virginia rally to defeat the Cavaliers (5-5, 3-3 ACC) 28-17 on Saturday in front of a season-high crowd of 34,014 at BB&T Field.

The win gave the Deacons their sixth win on the season, marking the third straight year that Wake Forest has recorded at least six wins. The last time the Deacs had six

wins in three straight years was from 1946-1948.

Wake Forest defeated Virginia in Winston-Salem for the first time since the 1983 season, when current Virginia coach Al Groh led Wake Forest to a victory over the Cavaliers. Virginia now leads the overall series 34-13.

With the victory, Wake Forest moves into a tie for first place with Florida State, with identical 4-2 records in Atlantic Coast Conference play. The Deacs hold the tiebreaker over the Seminoles by virtue of their 12-3 win in Tallahassee earlier in the season.

Brandon Pendergrass enjoyed his best day in a Wake Forest uniform, running for a career-high 110 yards and one touchdown on a career-best 27 carries. Devon Brown led Wake Forest in receiving with 58 yards on a long touchdown catch.

Demon Deacon quarterback Riley Skinner was 14-of-20 for 130 yards and a pair of touchdowns and no interceptions. Skinner three four interceptions against Navy on Sept. 27 but has not thrown one since, spanning 132 pass attempts.

The big play for the Wake defense was a 53-yard interception return for a touchdown by safety Kevin Patterson. The touchdown was the first of his career and the first defensive touchdown for the Deacs since Nov. 7, 2007 against NC State.

Scoring table for Game 9 showing Virginia and Wake Forest scores by quarter.

1st Quarter

WF - Wooster 2 yrd pass from Skinner, (Popham kick), 8:51
WF - Brown 58 yrd pass from Skinner (Popham kick), 2:36

2nd Quarter

VA - Randolph 33 yrd field goal, 13:18
WF - Pendergrass 1 yrd run, (Popham kick), 4:29
WF - Patterson 53 yrd interception return, (Popham kick), 3:16

4th Quarter


VA - Phillips 21 yrd pass from Verica, (Randolph kick), 13:57
VA - Ogletree 5 yrd pass from Verica, (Randolph kick), 8:57

Statistical comparison table for Game 9 between VA and WF.

RUSHING: VA - Peerman 12-43; Verica 5-minus 15. VA - Pendergrass 27-110; Belton 5-22; Rinfrette 6-10; Boldin 2-6; Williams, Marsh 1-5; Washington 2-4; TEAM 1-minus 4; Skinner 5-minus 10.

PASSING: VA - Verica 23-45-3-279. WF - Skinner 14-20-0-130.

RECEIVING: VA - Ogletree 6-95; Koch 6-73; Phillips 4-43; Covington 3-54; Peerman 3-minus 3; Burd 1-17. WF - Boldin 8-39; Brown 1-58; Brinkman 1-15; Williams, Marsh 1-9; Rinfrette 1-5; Wooster 1-2; Pendergrass 1-2.



GAME 10
NC STATE 21, WAKE FOREST 17
NOVEMBER 15, 2008
CARTER-FINLEY STADIUM (56,174)

RALEIGH, N.C. - Russell Wilson accounted for all three NC State (4-6, 2-4 ACC) touchdowns as the Wolfpack held off Wake Forest (6-4, 4-3 ACC) 21-17 on a rainy and windy Saturday afternoon at Carter-Finley Stadium.

Marshall Williams led the way for Wake Forest, making a career-high seven catches on a career-high 116 yards. Williams also made the second touchdown catch of his career in the game.

Riley Skinner completed 21 passes on 33 attempts for 176 yards with one touchdown and one interception. With the game today, Skinner moved over 6,000 yards passing in his career at Wake Forest. He has now thrown for 6,137 yards in his career, the fourth most at Wake Forest.

The loss snapped Wake Forest's 10-game winning streak against teams from the state of North Carolina. Before today, the Deacs last lost to an in-state foe on November 13, 2004, when North Carolina defeated Wake Forest 31-24. The Demon Deacons are 23-6 under head coach Jim Grobe against in-state opponents.

With Wake Forest leading 17-14, NC State drove the ball 69 yards on 11 plays to take a 21-17 lead. The drive was capped when Wilson found Anthony Hill in the endzone for an 8-yard touchdown pass to give the Wolfpack the lead with 10:17 remaining in the game.

After each team was forced to punt on its next two possessions, the Deacons tried to engineer a late fourth quarter comeback, but fell just short. On a 4th-and-8 at the Wake Forest 45-yard line, Skinner scrambled and picked up 10 yards to keep the drive alive. The Deacs advanced the ball as far as the Wolfpack 25-yard line. On a 4th-and-6, Skinner was sacked by Alan-Michael Cash to stop the drive and end Wake's chances of the comeback victory.

Scoring table for Game 10 showing Wake Forest and NC State scores by quarter.

1st Quarter

ST - Bryan 11 yrd pass from Wilson, (Czajkowski kick), 9:29
WF - Williams, Marsh 64 yrd pass from Boldin (Popham kick), 1:17

2nd Quarter

ST - Wilson 4 yrd run, (Czajkowski kick), 1:39
WF - Boldin 7 yrd pass from Skinner, (Popham kick), 0:05

3rd Quarter

WF - Popham 24 yrd field goal, 0:09

4th Quarter

ST - Hill 8 yrd pass from Wilson, (Czajkowski kick), 10:17

Statistical comparison table for Game 10 between WF and ST.

RUSHING: WF - Pendergrass 16-72; Adams 2-10; Skinner 8-8; Belton 2-7; Brown 1-1; Rinfrette 1-0. ST - Wilson 14-69; Brown 14-66; Eugene 9-20.


PASSING: WF - Skinner 21-33-1-176; Boldin 1-1-0-64. ST - Wilson 16-33-0-152.

RECEIVING: WF - Boldin 8-66; Williams, Marsh 7-116; Parker 2-3; Brinkman 1-32; Adams 1-8; Ford 1-8; Belton 1-5; Pendergrass 1-2. ST - Hill 3-26; Brown 3-19; Eugene 3-16; Williams 2-23; Smith 1-27; James 1-13; Bryan 1-11; Spencer 1-11; Gentry 1-6.





2008 GAME RECAPS & BOX SCORES



GAME 11
#25 Boston College 24, Wake Forest 21
NOVEMBER 22, 2008
BB&T FIELD (30,373)

WINSTON-SALEM, N.C. - Boston College (8-3, 4-3 ACC) quarterback Dominique Davis snuck the ball into the end zone with 1:12 left in the game to give the Eagles a 24-21 victory over Wake Forest (6-5, 4-4 ACC) at BB&T Field.

The game was dominated by both defenses as neither team managed 250 yards of total offense. The Eagles had 234 yards of total offense, while Wake Forest managed 191 yards, the lowest total yard output for Wake Forest under head coach Jim Grobe. The teams combined for 17 punts in the game and three of the five touchdowns in the game were scored by the defense.

Davis, who came in when Crane was injured in the second quarter, engineered a late fourth quarter drive to give the Eagles the win. On 3rd-and-13, Davis completed a pass to Rich Gunnell for 36 yards down to the Wake Forest 22-yard line. Two plays later, Davis found Brandon Robinson over the middle on a 21-yard pass to the 1-yard line. Davis snuck the ball into the endzone from 1-yard out to give the Eagles a 22-21 lead. Montel Harris ran the ball into the endzone on the 2-point conversion play to make the BC lead 24-21 with 1:12 left in the game.

Wake Forest attempted a comeback on its last offensive drive of the game. On the first play of the possession, Skinner found Boldin on a 24-yard completion to the Boston College 44-yard line. Skinner advanced the ball down the 39-yard line on the next play. However, Skinner's next three passes were incomplete and Boston College took over on downs with 29 seconds left and ran out the remainder of the clock.

Scoring	1	2	3	4	Total
#25 Boston College	3	13	0	8	24
Wake Forest	0	7	7	7	21

1st Quarter

BC – Aponavicius 32 yrd field goal, 8:21

2nd Quarter

BC – Aponavicius 30 yrd field goal, 8:13
 BC – Herzlich 34 yrd interception return, (Aponavicius kick), 7:33
 WF – Patterson 15 yrd fumble recovery, (Swank kick), 4:10
 BC – Aponavicius 30 yrd field goal, 0:29

3rd Quarter

WF – Wilber 2 yrd fumble recovery, (Swank kick), 14:46

4th Quarter

WF – Belton 1 yrd pass from Skinner, (Swank kick), 12:33
 BC – Davis 1 yrd run, (Aponavicius kick), 1:12

	BC	WF
FIRST DOWNS	14	9
RUSHES-YARDS (NET)	44-97	28-65
PASSING YDS (NET)	137	126
Passes Comp-Att-Int	16-27-0	14-28-2
TOTAL OFFENSE PLAYS-YARDS	71-234	56-191
Punt Returns-Yards	1-0	3-46
Kickoff Returns-Yards	4-100	5-89
Interception Returns-Yards	2-60	0-0
Punts (Number-Avg)	8-32.0	9-35.6
Fumbles-Lost	4-3	0-0
Penalties-Yards	3-25	7-66
Possession Time	34:40	25:20
Third-Down Conversions	5 of 16	2 of 13
Fourth-Down Conversions	0 of 0	0 of 1
Red-Zone Scores-Chances	4-4	1-1
Sacks By: Number-Yards	4-25	4-28

RUSHING: BC – Haden 17-77; Harris 9-30; Crane 5-14; Davis 12-minus 22. WF – Pendergrass 13-67; Belton 2-10; Boldin 3-1; Adams 3-1; Skinner 7-minus 14.

PASSING: BC – Davis 13-23-0-103; Crane 3-4-0-34. WF – Skinner 14-28-2-126.

RECEIVING: BC – Harris 5-18; Gunnell 4-52; Robinson 4-51; Jarvis 2-10; Purvis 1-6.

WF – Boldin 6-87; Brinkman 2-19; Wooster 1-6; Parker 1-6; Pendergrass 1-5; Williams 1-3; Belton 1-1; Williams, Marsh 1-minus 1.





DEMON DEACON FOOTBALL

WAKE FOREST VS. VANDERBILT ♦ Nov. 29, 2008 ♦ BB&T FIELD

2008 RESULTS & STATISTICS

2008 SEASON RESULTS (6-5, 4-4 ACC)

Date	Opponent	Score	Overall	ACC	Time	Attend
Aug. 28	at Baylor	W, 41-13	1-0	0-0	3:16	30,633
Sept. 6	OLE MISS	W, 30-28	2-0	0-0	3:30	31,986
Sept. 20	at #24 Florida State*	W, 12-3	3-0	1-0	3:24	79,235
Sept. 27	NAVY	L, 17-24	3-1	1-0	3:12	33,173
Oct. 9	CLEMSON*	W, 12-7	4-1	2-0	3:10	33,988
Oct. 18	at Maryland*	L, 26-0	4-2	2-1	3:06	46,257
Oct. 25	at Miami*	L, 16-10	4-3	2-2	2:56	41,208
Nov. 1	DUKE*	W, 33-30 (OT)	5-3	3-2	3:14	32,226
Nov. 8	VIRGINIA*	W, 28-17	6-3	4-2	3:06	34,014
Nov. 15	at NC State*	L, 17-21	6-4	4-3	3:35	56,174
Nov. 22	#25 BOSTON COLLEGE*	L, 21-24	6-5	4-4	3:18	30,373
Nov. 29	VANDERBILT	7:00 p.m.				

Home games in **BOLD CAPS**

*ACC game

DEFENSIVE STATISTICS

DEFENSE	GP	Solo	Ast	Total	TFL-Yds	Sacks	Int-Yds	BrUp	FR-Yds	FF	Blk	Kck	Saf
59 Curry, A	11	60	35	95	14.0-44	2.5-16	1-22	3	3-3	1			
43 Arnoux, S	11	40	34	74	5.5-28	2.0-19	1-22	3	1-0	1			
9 Vaughn, C	11	46	24	70	2.0-2		1-37	6	1-0				
10 Patterson, K	11	27	21	48	1.0-2		4-107	3	1-15	2			
39 McClinic, C	11	22	20	42	1.0-1				1-0				
96 Robinson, B	11	20	19	39	4.0-15	3.0-14	1-0	1	2-0				
97 Wilber, K	11	23	12	35	5.5-33	2.0-15			1-2				
2 Smith, A	11	25	8	33	2.5-5		5-28	13		2	1		
42 Robinson, M	11	19	13	32	7.5-30	3.5-18		2		1			
51 Russell, J	11	13	18	31	5.5-22	4.0-15		1		1			
17 Ghee, B	9	23	5	28	2.0-9	1.0-8	1-0	7	1-0	4			
46 Woodlief, M	11	12	8	20	0.5-0								
56 Haynes, H	11	15	4	19	0.5-1	0.5-1			1-0	1			
29 Major, K	10	12	3	15				3					
25 Bush, J	11	12	3	15	1.0-3			4	1-0				
34 Wilson, A	11	7	7	14	2.0-3	1.5-3							
21 Frye, A	9	12	1	13			1-0			1			
93 Davis, A	11	6	1	7	1.0-4			1					
58 Carter, M	9	4	3	7	1.5-4				1-0				
26 Jones, J	10	5	1	6	1.0-4					1			
99 Lockett, M	11	2	3	5									
55 Dorty, T	9	2	3	5	1.0-1								
3C Malchow, L	11	3		3					1-0				
28 Quarles, C	10	1	2	3									
30 Stamper, J	11	1	1	2									
2A Wright, A	4	2		2									
8 Williams, Marsh	11	2		2									
53 Bechtel, G	11		1	1					1-0				
37 Petit-Jean, J	7	1		1									
4 Boldin, DJ	11	1		1									
67 Bailey, T	6	1		1									
85 Wooster, B	9	1		1									
22 Pendergrass, B	11	1		1									
87 Randolph, T	9		1	1									
38 Swank, S	6	1		1									
1B Popham, S	7	1		1									
14 Washington, CJ	9	1		1									
24 Williams, Mich	3	1		1									
52 Midgett, D	11	1		1									
57 Orange, G	9										1		
48 Williams, A	7								1-0				
TM TEAM	8											1	
Total.....	11	426	251	677	59-211	20-109	15-216	47	15	17-20	15	2	1
Opponents.....	11	469	316	785	92.0-312	29-180	7-98	37	6	10-5	15		

SPECIAL TEAMS TACKLES

46 Woodlief, M.....7	21 Frye, A.....3	35 Malchow,L.....2	59 Curry,A.....1	38 Swank, S.....1
56 Haynes, H.....5	28 Quarles, C.....3	14 Popham, S.....2	52 Midgett, D.....1	24 Williams, Mike..1
29 Major, K.....5	17 Ghee, B.....2	21 Wright,A.....2	37 Petit-Jean,1	
9 Vaughn, C.....4	26 Jones, J.....2	53 Bechtel, G.....1	30 Stamper, J.....1	

TEAM STATISTICS

	WF	OPP
SCORING	221	209
Points Per Game	20.1	19.0
FIRST DOWNS	184	179
Rushing	73	73
Passing	95	95
Penalty	16	11
RUSHING YARDAGE	1181	1277
Yards gained rushing	1515	1517
Yards lost rushing	334	240
Rushing Attempts	425	376
Average Per Rush	2.8	3.4
Average Per Game	107.4	116.1
TDs Rushing	8	9
PASSING YARDAGE	2091	2078
Att-Comp-Int	338-210-7	340-183-15
Average Per Pass	6.2	6.1
Average Per Catch	10.0	11.4
Average Per Game	190.1	188.9
TDs Passing	13	14
TOTAL OFFENSE	3272	3355
Total Plays	763	716
Average Per Play	4.3	4.7
Average Per Game	297.5	305.0
KICK RETURNS: #-Yards	40-824	41-853
PUNT RETURNS: #-Yards	25-144	10-6
INT RETURNS: #-Yards	15-216	7-98
KICK RETURN AVERAGE	20.6	20.8
PUNT RETURN AVERAGE	5.8	0.6
INT RETURN AVERAGE	14.4	14.0
FUMBLES-LOST	22-10	26-17
PENALTIES-Yards	52-526	66-619
Average Per Game	47.8	56.3
PUNTS-Yards	63-2414	59-2259
Average Per Punt	38.3	38.3
Net punt average	37.3	35.2
TIME OF POSSESSION/Game	30:33	29:27
3RD-DOWN Conversions	60/171	59/156
3rd-Down Pct	35%	38%
4TH-DOWN Conversions	8/17	5/13
4th-Down Pct	47%	38%
SACKS BY-Yards	20-109	29-180
MISC YARDS	0	0
TOUCHDOWNS SCORED	24	24
FIELD GOALS-ATTEMPTS	17-26	14-16
ON-SIDE KICKS	0-1	1-2
RED-ZONE SCORES	28-38 74%	29-31 94%
RED-ZONE TOUCHDOWNS	17-38 45%	18-31 58%
PAT-ATTEMPTS	22-22 100%	21-22 95%
ATTENDANCE	195760	253507
Games/Avg Per Game	6/32627	5/50701
Neutral Site Games		0/0

SCORE BY QTRS. 1st 2nd 3rd 4th OT Total

Wake Forest	60	47	60	51	3	221
Opponents	41	52	39	77	0	209





2008 INDIVIDUAL STATISTICS

RUSHING table with columns: GP, Att, Gain, Loss, Net, Avg, TD, Long, Avg/G. Rows include Pendergrass, B; Adams, J; Skinner, R; Washington, CJ; Boldin, DJ; Rinfrette, M; Belton, R; Brown, D; Williams, J; Harris, K; Williams, Marsh; TEAM; Total; Opponents.

PASSING table with columns: G, Effic, C-A, Int, Pct, Yds, TD, Lng, Avg/G. Rows include Skinner, R; Boldin, DJ; Hodges, B; Williams, J; Total; Opponents.

RECEIVING table with columns: G, No., Yds, Avg, TD, Long, Avg/G. Rows include Boldin, DJ; Williams, Marsh; Wooster, B; Brinkman, C; Pendergrass, B; Adams, J; Brown, D; Belton, R; Rinfrette, M; Parker, A; Harris, K; Ford, C; Williams, J; Total; Opponents.

TOTAL OFFENSE table with columns: G, Plays, Rush, Pass, Total, Avg/G. Rows include Skinner, R; Pendergrass, B; Adams, J; Boldin, DJ; Washington, CJ; Rinfrette, M; Belton, R; Hodges, B; Brown, D; Williams, J; Harris, K; TEAM; Total; Opponents.

FIELD GOALS table with columns: FGM-A, Pct, 1-9, 20-29, 30-39, 40-49, 50-99, Lg, Blk. Rows include Swank, S; Popham, S.

SCORING table with columns: TD, FGs, Kick, Rush, Rcv, Pass, DXP, Saf, Points. Rows include Swank, S; Popham, S; Pendergrass, B; Boldin, DJ; Brinkman, C; Patterson, K; Wooster, B; Rinfrette, M; Adams, J; Williams, Marsh; Belton, R; Wilber, K; Skinner, R; Brown, D; Harris, K; TEAM; Total; Opponents.

INTERCEPTIONS table with columns: No., Yds, Avg, TD, Long. Rows include Smith, A; Patterson, K; Frye, A; Robinson, B; Ghee, B; Curry, A; Vaughn, C; Arnoux, S; Total; Opponents.

PUNT RETURNS table with columns: No., Yds, Avg, TD, Long. Rows include Smith, A; Boldin, DJ; Harris, K; Orange, G; Total; Opponents.

KICK RETURNS table with columns: No., Yds, Avg, TD, Long. Rows include Frye, A; Brown, D; Washington, CJ; Smith, A; Harris, K; Total; Opponents.

FUMBLE RETURNS table with columns: No., Yds, Avg, TD, Long. Rows include Curry, A; Patterson, K; Wilber, K; Bush, J; Total; Opponents.

PUNTING table with columns: No., Yds, Avg, Long, TB, FC, I20, Blkd. Rows include Popham, S; Swank, S; Total; Opponents.

KICKOFFS table with columns: No., Yds, Avg, TB, OB, Retn, Net, YdLn. Rows include Swank, S; Popham, S; Wright, A; Total; Opponents.

ALL PURPOSE table with columns: GP, Rush, Rec, PR, KOR, IR, Total, Avg/G. Rows include Boldin, DJ; Pendergrass, B; Adams, J; Brown, D; Williams, Marsh; Frye, A; Smith, A; Wooster, B; Brinkman, C; Washington, CJ; Rinfrette, M; Belton, R; Patterson, K; Skinner, R; Parker, A; Harris, K; Vaughn, C; Arnoux, S; Orange, G; Curry, A; Williams, J; Ford, C; TEAM; Total; Opponents.





2008 INDIVIDUAL GAME-BY-GAME PERFORMANCES

RUSHING

	JOSH ADAMS Att-Yds-TD	RICH BELTON Att-Yds-TD	KEVIN HARRIS Att-Yds-TD	BRANDON PENDERGRASS Att-Yds-TD	MIKE RINFRETTE Att-Yds-TD	RILEY SKINNER Att-Yds-TD	C.J. WASHINGTON Att-Yds-TD	D.J. BOLDIN Att-Yds-TD
at Baylor	14-37-1	1-3-0	0-0-0	14-42-1	0-0-0	7-9-0	2-63-0	2-10-0
OLE MISS	12-46-0	1--2-0	0-0-0	8-49-1	2-7-0	8--16-0	DNP	0-0-0
at Florida State	18-66-0	0-0-0	0-0-0	7--17-0	0-0-0	6-4-0	DNP	3-11-0
NAVY	11-5-1	0-0-0	1-3-0	7-19-0	1-0-0	10-10-0	0-0-0	0-0-0
CLEMSON	12-56-0	0-0-0	1-1-0	12-33-0	0-0-0	11-73-0	0-0-0	4-11-0
at Maryland	13-39-0	0-0-0	0-0-0	2--2-0	0-0-0	13-16-0	0-0-0	3-9-0
at Miami	21-111-0	4-9-0	0-0-0	13-54-0	9-30-1	4--10-0	0-0-0	1-1-0
DUKE	INJ	0-0-0	0-0-0	21-64-1	3-5-0	14-36-1	2--1-0	3-8-0
VIRGINIA	INJ	5-22-0	0-0-0	27-110-1	6-10-0	5--10-0	2-4-0	2-6-0
at NC State	2-10-0	2-7-0	0-0-0	16-72-0	1-0-0	8-8-0	0-0-0	0-0-0
BOSTON COLLEGE	3-1-0	2-10-0	0-0-0	13-67-0	0-0-0	7--14-0	0-0-0	3-1-0
VANDERBILT								

RECEIVING

	JOSH ADAMS Rec-Yds-TD	RICH BELTON Rec-Yds-TD	D.J. BOLDIN Rec-Yds-TD	CHIP BRINKMAN Rec-Yds-TD	DEVON BROWN Rec-Yds-TD	KEVIN HARRIS Rec-Yds-TD	ANDREW PARKER Rec-Yds-TD	JORDAN WILLIAMS Rec-Yds-TD	MARSHALL WILLIAMS Rec-Yds-TD	BEN WOOSTER Rec-Yds-TD
at Baylor	3-8-0	1-3-0	7-33-0	3-29-2	2-13-0	0-0-0	0-0-0	0-0-0	4-38-0	6-90-1
OLE MISS	4-13-0	2-22-0	11-123-0	4-24-0	0-0-0	2-15-1	0-0-0	DNP	2-30-1	6-34-0
at Florida State	1-15-0	0-0-0	2-4-0	2-16-0	1-20-0	2-18-0	2-55-0	DNP	3-57-0	2-18-0
NAVY	2-11-0	1-11-0	8-116-0	3-34-0	3-28-0	1-6-0	1-5-0	0-0-0	2-23-0	1-14-0
CLEMSON	1-8-0	1--1-0	3-35-1	4-31-0	0-0-0	1-11-0	0-0-0	0-0-0	2-34-0	5-36-0
at Maryland	1-19-0	1-11-0	7-72-0	0-0-0	1--1-0	0-0-0	0-0-0	INJ	0-0-0	1-3-0
at Miami	1-4-0	1-8-0	1-45-0	0-0-0	0-0-0	0-0-0	0-0-0	INJ	0-0-0	INJ
DUKE	INJ	0-0-0	8-89-1	0-0-0	2-16-0	0-0-0	1-37-0	0-0-0	2-50-0	INJ
VIRGINIA	INJ	0-0-0	8-39-0	1-15-0	1-58-1	0-0-0	0-0-0	0-0-0	1-9-0	1-2-1
at NC State	1-8-0	1-5-0	8-66-1	1-32-0	0-0-0	0-0-0	2-3-0	0-0-0	7-116-1	0-0-0
BOSTON COLLEGE	0-0-0	1-1-1	6-87-0	2-19-0	0-0-0	0-0-0	1-6-0	1-3-0	1--1-0	1-6-0
VANDERBILT										

PASSING

	RILEY SKINNER C-A-I-Yds-TD	BRETT HODGES C-A-I-Yds-TD
at Baylor	27-36-0-220-3	0-0-0-0-0
OLE MISS	32-43-0-267-2	DNP
at Florida State	17-29-0-217-0	DNP
NAVY	26-40-4-270-1	DNP
CLEMSON	22-34-0-186-1	DNP
at Maryland	14-30-0-127-0	1-2-0-19-0
at Miami	3-8-0-57-0	DNP
DUKE	18-31-0-232-1	DNP
VIRGINIA	14-20-0-130-2	DNP
at NC State	21-33-1-176-1	DNP
BOSTON COLLEGE	14-28-2-126-1	DNP
VANDERBILT		

PUNTING

	SAM SWANK Punts-Yds-Avg-Lg	SHANE POPHAM Punts-Yds-Avg-Lg
at Baylor	4-157-39.2-47	DNP
OLE MISS	6-222-37.0-43	DNP
at Florida State	4-151-37.8-42	DNP
NAVY	4-147-36.8-40	DNP
CLEMSON	INJ	5-173-34.6-42
at Maryland	INJ	9-331-36.8-48
at Miami	INJ	6-229-38.2-45
DUKE	INJ	4-146-36.5-45
VIRGINIA	INJ	8-371-46.4-50
at NC State	INJ	4-167-41.8-53
BOSTON COLLEGE	No attempts	9-320-35.6-43
VANDERBILT		

FIELD GOALS

	SAM SWANK All att. listed, bold denotes good	SHANE POPHAM All att. listed, bold denotes good
at Baylor	40, 42	DNP
OLE MISS	21, 27, 41	DNP
at Florida State	48, 27, 29, 49, 48, 32, 31	DNP
NAVY	23	DNP
CLEMSON	INJ	25, 22, 39, 32
at Maryland	INJ	40, 47
at Miami	INJ	24, 40
DUKE	INJ	24, 44, 28
VIRGINIA	INJ	No attempts
at NC State	INJ	24
BOSTON COLLEGE	47	No attempts
VANDERBILT		





2008 INDIVIDUAL GAME-BY-GAME PERFORMANCES

DEFENSIVE LINE

	MICHAEL CARTER	ANTHONY DAVIS	MICHAEL LOCKETT	BOO ROBINSON	MATT ROBINSON	JOHN RUSSELL	KYLE WILBER	ANTONIO WILSON
Tackles	S-A-T-Misc	S-A-T-Misc	S-A-T-Misc	S-A-T-Misc	S-A-T-Misc	S-A-T-Misc	S-A-T-Misc	S-A-T-Misc
at Baylor	1-1-2	0-1-1	0-1-1	2-1-3-1 FR, 0.5 Sk	1-1-2-0.5 TFL	0-4-4-0.5 Sk	3-0-3-2.0 TFL	0-1-1
OLE MISS	2-1-3-1 TFL	1-0-1	1-0-1	0-1-1	0-0-0	0-1-1	0-0-0	0-0-0
at Florida State	0-0-0-1 FR	1-0-1-1 TFL	0-1-1	3-1-4	1-0-1-1 Sk, 1 TFL	1-2-3-0.5 TFL	2-1-3-1 QBH	0-0-0
NAVY	0-0-0	0-0-0	0-0-0	5-1-6-2 Sk	4-3-7-1 TFL	1-2-3	1-1-2	2-1-3-0.5 TFL
CLEMSON	0-0-0	2-0-2	0-0-0	3-1-4 1 PBK	2-1-3-1 TFL	2-2-4-2 Sk	2-0-2-1 TFL	0-0-0
at Maryland	0-0-0	0-0-0	2-2-4	1-0-1	1-1-2-1 TFL, 1 FF	2-3-5	2-1-3	0-2-2
at Miami	0-0-0	0-0-0	0-0-0	1-1-2	3-1-4	0-0-0	1-1-2	1-1-2-1 Sk
Duke	0-1-1-0.5 TFL	0-0-0	0-1-1	2-7-9-1 TFL	0-3-3-0.5 TFL	0-1-1	2-3-5-1 Sk	0-0-0
Virginia	1-0-1	0-0-0	0-0-0	0-1-1-1 INT	1-2-3-0.5 Sk	1-1-2-1.5 TFL	1-0-1-1 Sk	1-0-1
at NC State	0-0-0	1-0-1	0-0-0	2-1-3-1 FR	3-0-3-1 Sk	5-2-7-1 Sk, 1 FF	6-0-6	1-0-1
BOSTON COLLEGE	0-0-0	1-0-1	0-0-0	1-3-4-0.5 Sk	3-1-4-1 Sk	1-0-1	3-5-8-0.5 TFL, 1 FR	2-2-4-0.5 Sk
VANDERBILT								

LINEBACKERS

	STANLEY ARNOUX	AARON CURRY	HUNTER HAYNES	JONATHAN JONES	CHANTZ McCLINIC	DOMINIQUE MIDGETT	MATT WOODLIEF
Tackles	S-A-T-Misc	S-A-T-Misc	S-A-T-Misc	S-A-T-Misc	S-A-T-Misc	S-A-T-Misc	S-A-T-Misc
at Baylor	2-3-5-0.5 TFL	5-2-7-1.5 TFL, 0.5 Sk	3-2-5-1 FR, 0.5 Sk	1-1-2	3-1-4-1 FR	0-0-0	0-1-1
OLE MISS	4-4-8	4-1-5	4-0-4-1 FF	0-0-0	2-4-6	0-0-0	1-1-2
at Florida State	0-2-2	5-3-8-1 INT, 1 FR	0-0-0	0-0-0	4-1-5-1 QBH	0-0-0	2-0-2-1 QBH
NAVY	4-3-7-1.5 TFL	6-4-10-2 TFL	0-0-0	1-0-1	6-4-10	0-0-0	2-2-4
CLEMSON	3-3-6-1 Sk	4-5-9	0-0-0	0-0-0	0-0-0	0-0-0	1-0-1
at Maryland	6-6-12-1 FF	7-4-11-1 TFL	3-1-4	1-0-1-1 TFL	0-4-4	0-0-0	2-0-2
at Miami	8-3-11	5-1-6-1 Sk-3 TFL	1-0-1	0-0-0	1-0-1	0-0-0	0-0-0
Duke	2-2-4	10-6-16-1 TFL	1-0-1	1-0-1-1 FF	1-3-4	0-0-0	2-1-3
Virginia	2-4-6-1 INT, 0.5 TFL	4-1-5-2.5 TFL, 1 FF, 1 FR	0-1-1	0-0-0	0-1-1	1-0-1	0-3-3-0.5 TFL
at NC State	4-2-6-1 TFL	5-3-8-1 Sk, 2 TFL	2-0-2	1-0-1	4-2-6-1 TFL	0-0-0	0-0-0
BOSTON COLLEGE	5-2-7-1 Sk	5-5-10-0.5 TFL, 1 FR	1-0-1	0-0-0	1-0-1	0-0-0	2-0-2
VANDERBILT							

DEFENSIVE BACKS

	JOSH BUSH	ALEX FRYE	BRANDON GHEE	KERRY MAJOR	KEVIN PATTERSON	CYHL QUARLES	ALPHONSO SMITH	CHIP VAUGHN
Tackles	S-A-T-Misc	S-A-T-Misc	S-A-T-Misc	S-A-T-Misc	S-A-T-Misc	S-A-T-Misc	S-A-T-Misc	S-A-T-Misc
at Baylor	2-0-2	1-0-1-1 INT	2-0-2	1-1-2	3-0-3-1 TFL, 1 FF	0-0-0	3-0-3-1 INT	1-0-1
OLE MISS	0-0-0	1-0-1	4-1-5-1 TFL, 1 FF	0-0-0	0-4-4-1 INT, 1 PBK	0-0-0	5-1-6	4-3-7-1 FR
at Florida State	0-0-0-1 PBK	0-0-0	6-0-6, 1 FF	0-0-0	3-3-6, 2 INT, 1 FF	0-0-0	1-2-3-1 INT, 4 PBK	2-0-2-1 INT
NAVY	0-0-0	2-0-2-1 FF	0-1-1-1 FR	0-0-0	3-3-6	0-0-0	1-0-1-1 TFL	6-3-9
CLEMSON	0-1-1	2-0-2	1-1-2-1 PBK	1-0-1	2-2-4-1 PBK	0-0-0	0-1-1-1 INT	5-1-6-1 PBK
at Maryland	2-1-3-1 FR	1-0-1	1-1-2-1 FF	0-0-0	3-2-5	0-0-0	3-1-4-2 PBK	4-3-7
at Miami	4-0-4-1 PBK	3-0-3	INJ	0-0-0	2-0-2	0-0-0	4-0-4-4 PBK	5-2-7
Duke	3-1-4	1-1-2	INJ	0-1-1	0-2-2	0-1-1	2-0-2-2 INT	5-8-13-1 PBK
Virginia	1-0-1-1 TFL	1-0-1	2-0-2-2 PBK	2-0-2-2 PBK	3-2-5-1 INT, 1 TD	0-1-1	3-2-5-0.5 TFL	7-2-9-1 TFL
at NC State	0-0-0	0-0-0	0-0-0	2-0-2	4-2-6-1 PBK	0-0-0	1-1-2	3-2-5
BOSTON COLLEGE	0-0-0	DNP	7-1-8-1 Sk, 1 FF	5-1-6-1 PBK	4-1-5-1 FR, 1 TD	1-0-1	2-0-2-1 TFL, 2 FF	4-0-4-1 TFL
VANDERBILT								





DEMON DEACON FOOTBALL

WAKE FOREST VS. VANDERBILT ♦ Nov. 29, 2008 ♦ BB&T FIELD

2008 TEAM GAME-BY-GAME STATISTICS

	BAY	MISS	FSU	NAVY	CLEM	MD	MIAMI	DUKE	UVA	NCST	BC	VANDY
Total Offense	376	348	276	313	342	219	252	344	273	338	191	
	250	360	220	343	198	470	296	376	307	301	234	
Plays	80	74	68	71	82	65	60	74	69	64	56	
	64	62	64	63	58	75	61	64	62	72	71	
Rushing Yds.	156	81	59	43	156	73	195	112	143	98	65	
	94	107	102	292	21	140	102	145	28	149	97	
Passing Yds.	220	267	217	270	186	146	57	232	130	240	126	
	156	253	118	51	177	330	194	231	279	152	137	
Passes C-A-I	27-36-0	32-43-0	17-30-0	26-40-4	22-36-0	15-32-0	3-8-0	18-31-0	14-20-0	22-34-1	14-28-2	
	15-30-2	20-33-2	12-36-5	3-4-0	15-35-1	29-42-0	15-28-0	19-27-2	23-45-3	16-33-0	16-27-0	
Comp. Pct.	75.0	74.4	56.7	65.0	61.1	46.9	37.5	58.1	70.0	64.7	50.0	
	50.0	60.6	33.3	75.0	42.9	69.0	53.6	70.4	51.1	48.5	59.3	
1st Downs	23	22	16	16	21	14	13	16	16	18	9	
	15	21	12	14	10	22	11	21	18	21	14	
Field Goals	2-2	3-3	4-7	1-1	2-4	0-2	1-2	3-3	0-0	1-1	0-1	
	0-0	0-0	1-2	1-1	0-0	4-4	3-3	1-2	1-1	0-0	3-3	
Punting	4-157	6-222	4-151	4-147	5-173	9-331	6-229	4-146	8-371	4-167	9-320	
	6-241	5-193	4-190	6-238	7-284	5-187	4-144	3-67	6-257	5-202	8-256	
Time of Poss.	34:16	31:14	31:47	23:17	35:52	25:43	31:58	31:44	37:08	26:45	25:20	
	25:44	27:45	28:13	36:43	24:08	34:17	28:02	28:16	22:52	33:15	34:40	
3rd Downs	7-14	5-17	2-15	7-15	10-21	3-15	3-13	9-18	8-17	4-13	2-13	
	2-12	5-13	7-16	9-16	2-14	6-14	7-17	5-11	2-11	9-16	5-16	
Turnovers	2	1	2	6	0	0	1	1	1	1	2	
	5	3	7	2	1	2	0	2	4	1	3	
Penalties	5-65	4-35	8-70	5-45	2-14	2-25	3-30	6-73	8-80	2-20	7-66	
	7-59	7-68	12-139	6-43	6-59	3-30	5-60	3-43	9-58	5-35	3-25	
Punt Returns	2-15-0	3-43-0	2-3-0	5-24-0	2-2-0	2--3-0	0-0-0	3-13-0	3-1-0	0-0-0	3-46-0	
	2--1-0	1--1-0	0-0-0	0-0-0	0-0-0	1-1-0	2-2-0	1-4-0	2-1-0	0-0-0	1-0-0	
Kickoff Returns	3-29-0	2-39-0	2-27-0	3-102-0	2-57-0	6-107-0	4-80-0	5-144-0	4-68-0	4-82-0	5-89-0	
	4-99-0	5-85-0	3-50-0	3-39-0	4-71-0	1-34-0	3-81-0	5-104-0	5-115-0	4-75-0	4-100-0	
Sacks By Defense	2-4	0-0	1-2	2-12	3-18	0-0	2-11	1-3	2-13	3-18	4-28	
	1-6	4-23	2-16	3-20	0-0	4-18	2-15	1-7	3-26	4-23	4-25	

Wake Forest totals on top; Opponents on bottom.

2008 STARTING LINEUPS

OFFENSE

	LT	LG	C	RG	RT	WR	WR	TE	FB	QB	HB
at Baylor	Birdsong	Nenon	Bailey	McMillin	Griffin	Boldin	Brinkman	Wooster	Rinfrette	Skinner	Adams
OLE MISS	Birdsong	Nenon	Bailey	McMillin	Griffin	Boldin	Brinkman	Wooster	Rinfrette	Skinner	Adams
at Florida State	Birdsong	Nenon	Bailey	McMillin	Griffin	Boldin	Brinkman	Wooster	Rinfrette	Skinner	Adams
NAVY	Birdsong	Nenon	Bailey	McMillin	Griffin	Boldin	Brinkman	Wooster	Rinfrette	Skinner	Adams
CLEMSON	Birdsong	Nenon	Bailey	McMillin	Griffin	Boldin	Brinkman	Wooster	Rinfrette	Skinner	Adams
at Maryland	Birdsong	Nenon	Bailey	McMillin	Griffin	Boldin	Brinkman	Wooster	Rinfrette	Skinner	Adams
at Miami	Birdsong	Looney	Nenon	McMillin	Griffin	Boldin	Brinkman	Parker	Rinfrette	Skinner	Adams
DUKE	Birdsong	Looney	Nenon	McMillin	Griffin	Boldin	Brinkman	Parker	M. Williams (wr)	Skinner	Pendergrass
VIRGINIA	Birdsong	Looney	Nenon	McMillin	Griffin	Boldin	Brinkman	Wooster	Rinfrette	Skinner	Pendergrass
at NC State	Birdsong	Looney	Nenon	McMillin	Griffin	Boldin	Brinkman	Wooster	M. Williams (wr)	Skinner	Pendergrass
BOSTON COLLEGE	Birdsong	Looney	Nenon	McMillin	Griffin	Boldin	Brinkman	Parker	Rinfrette	Skinner	Pendergrass
VANDERBILT											

DEFENSE

	DE	NG	DT	DE	OLB	MLB	OLB	CB	FS	SS	CB
at Baylor	M. Robinson	B. Robinson	J. Russell	Davis	Curry	Arnoux	McClinic	Smith	Frye	Patterson	Ghee
OLE MISS	M. Robinson	Carter	J. Russell	Davis	Curry	Arnoux	McClinic	Smith	Vaughn	Patterson	Ghee
at Florida State	M. Robinson	B. Robinson	J. Russell	Davis	Curry	Arnoux	McClinic	Smith	Vaughn	Patterson	Ghee
NAVY	M. Robinson	B. Robinson	J. Russell	Davis	Curry	Arnoux	McClinic	Smith	Vaughn	Patterson	Ghee
CLEMSON	M. Robinson	B. Robinson	J. Russell	Davis	Curry	Arnoux	McClinic	Smith	Vaughn	Patterson	Ghee
at Maryland	M. Robinson	B. Robinson	J. Russell	Davis	Curry	Arnoux	McClinic	Smith	Vaughn	Patterson	Ghee
at Miami	M. Robinson	B. Robinson	J. Russell	Wilber	Curry	Arnoux	McClinic	Smith	Vaughn	Patterson	Bush
DUKE	M. Robinson	B. Robinson	J. Russell	Wilber	Curry	Arnoux	McClinic	Smith	Vaughn	Patterson	Bush
VIRGINIA	M. Robinson	B. Robinson	J. Russell	Wilber	Curry	Arnoux	McClinic	Smith	Vaughn	Patterson	Ghee
at NC State	M. Robinson	B. Robinson	J. Russell	Wilber	Curry	Arnoux	McClinic	Smith	Vaughn	Patterson	Ghee
BOSTON COLLEGE	M. Robinson	B. Robinson	J. Russell	Wilber	Curry	Arnoux	McClinic	Smith	Vaughn	Patterson	Ghee
VANDERBILT											





2008 MISCELLANEOUS STATISTICS

WAKE FOREST BIG PLAYS (35+ YARDS)

Yards	Play	Opp	Qtr	Player(s)
64	Pass Catch*	NC State	1	Boldin to M. Williams
58	Pass Catch*	Virginia	1	Skinner to Brown
57	Kick Return	Duke	1	Alex Frye
55	Run	Baylor	4	CJ Washington
55	Kick Return	Navy	2	Devon Brown
53	Interception*	Virginia	2	Kevin Patterson
52	Pass Catch	Florida State	1	Skinner to M. Williams
45	Pass Catch	Miami	2	Skinner to Boldin
43	Pass Catch*	Baylor	3	Skinner to Wooster
38	Kick Return	Clemson	3	Devon Brown
37	Interception	Florida State	4	Chip Vaughn
37	Pass Catch	Duke	3	Skinner to Parker
36	Pass Catch	Duke	4	Skinner to M. Williams
36	Pass Catch	Navy	3	Skinner to Boldin

* Play resulted in a touchdown.

WAKE FOREST SCORING DRIVES

Game	Qtr	Pts	Plays	Yds	TOP	How
Baylor	1	3	6	13	1:51	Swank 40 yd field goal
Baylor	1	7	12	62	4:23	Brinkman 12 yd pass from Skinner
Baylor	2	7	11	48	4:43	Pendergrass 3 yd run
Baylor	2	3	10	45	2:01	Swank 42 yd field goal
Baylor	3	7	2	11	0:32	Brinkman 8 yd pass from Skinner
Baylor	3	7	7	65	2:44	Wooster 43 yd pass from Skinner
Baylor	4	7	3	10	1:30	Adams 4 yd run
Ole Miss	1	7	2	14	0:14	Harris 14 yd pass from Skinner
Ole Miss	2	3	16	64	7:52	Swank 21 yd field goal
Ole Miss	3	3	7	34	2:38	Swank 27 yd field goal
Ole Miss	3	7	7	41	3:05	M. Williams 24 yd pass from Skinner
Ole Miss	4	7	8	80	2:34	Pendergrass 12 yd run
Ole Miss	4	3	9	57	0:58	Swank 41 yd field goal
Florida State	1	3	7	15	2:27	Swank 48 yd field goal
Florida State	3	3	9	65	3:06	Swank 29 yd field goal
Florida State	3	3	6	53	2:03	Swank 49 yd field goal
Florida State	4	3	4	-3	0:26	Swank 31 yd field goal
Navy	3	7	6	16	2:15	Adams 1 yd run
Navy	3	3	7	35	2:03	Swank 23 yd field goal
Navy	4	7	13	71	2:31	Rinfrette 8 yd pass from Skinner
Clemson	1	3	14	62	6:03	Popham 22 yd field goal
Clemson	4	3	4	2	0:37	Popham 32 yd field goal
Clemson	4	6	15	78	5:05	Boldin 7 yd pass from Skinner
Miami	1	7	10	66	4:59	Rinfrette 1 yd run
Miami	2	3	10	63	5:29	Popham 24 yd field goal
Duke	1	7	6	22	2:48	Skinner 1 yd run
Duke	1	2	0	0	0:00	Safety
Duke	2	3	10	23	5:07	Popham 24 yd field goal
Duke	3	7	10	46	3:59	Pendergrass 2 yd run
Duke	3	3	4	-1	1:25	Popham 44 yd field goal
Duke	4	7	2	33	0:18	Boldin 20 yd pass from Skinner
Duke	OT	3	7	11	0:00	Popham 28 yd field goal
Virginia	1	7	11	51	5:05	Wooster 2 yd pass from Skinner
Virginia	1	7	3	53	1:28	Brown 58 yd pass from Skinner
Virginia	2	7	15	71	8:49	Pendergrass 1 yd run
NC State	1	7	5	91	1:29	M. Williams 64 yd pass from Boldin
NC State	2	7	7	68	1:26	Boldin 7 yd pass from Skinner
NC State	3	3	4	6	2:12	Popham 24 yd field goal
BC	4	7	1	1	0:04	Belton 1 yd pass from Skinner

OPPONENT BIG PLAYS (35+ YARDS)

Yards	Play	Opp	Qtr	Player(s)
57	Run	Navy	4	Eric Kettani
52	Pass Catch	Duke	4	Lewis to Riley
50	Kick Return	Boston College	3	Montel Harris
50	Pass Catch	Maryland	4	Turner to Oquendo
48	Pass Catch	Miami	1	Marve to Benjamin
44	Kick Return	Baylor	4	Jake La Mar
43	Pass Catch	Virginia	3	Verica to Ogletree
43	Run	Miami	3	Robert Marve
41	Pass Catch	Maryland	2	Turner to Heyward-Bey
39	Run	Navy	4	Bobby Doyle
39	Pass Catch	Navy	1	Kaheaku-Enhada to Barnes
36	Pass Catch	Boston College	4	Davis to Gunnell
36	Kick Return	Duke	3	Jabari Marshall
35	Pass Catch	Clemson	3	Harper to Faerber
35	Kick Return	NC State	2	Clem Johnson

* Play resulted in a touchdown.

THIRD DOWN ATTEMPTS BY DISTANCE

Yards	WFU	Pct.	Opp.	Pct.
1-2	18-34	52.9	18-22	81.8
3-4	16-42	38.1	13-23	56.5
5+	18-50	36.0	23-73	31.5
*10+	8-47	17.0	4-39	10.3
Total	52-126	41.3	54-118	45.8

* not included in total

FOURTH DOWN ATTEMPTS BY DISTANCE

Yards	WFU	Pct.	Opp.	Pct.
1-2	7-9	77.8	2-4	50.0
3-4	0-2	0.0	1-3	33.3
5+	1-5	20.0	1-3	33.3
*10+	0-1	0.0	1-3	33.3
Total	8-16	50.0	4-10	40.0

* not included in total





DEMON DEACON FOOTBALL

WAKE FOREST VS. VANDERBILT ♦ Nov. 29, 2008 ♦ BB&T FIELD

2008 PARTICIPATION CHART

Name	GP/GS	BAY	MISS	FSU	NAVY	CLEM	MD	MIAMI	DUKE	UVA	NCST	BC	VANDY
Adams, J	9/7	RB	RB	RB	RB	RB	RB	RB	inj	inj	rb	rb	
Arnoux, S	11/11	LB	LB	LB	LB	LB	LB	LB	LB	LB	LB	LB	LB
Bailey, T	6/6	C	C	C	C	C	C	inj	inj	inj	inj	inj	inj
Bechtel, G	11/11	LS	LS	LS	LS	LS	LS	LS	LS	LS	LS	LS	LS
Belton, R	11/0	fb	fb	fb	fb	fb	fb	fb	fb	fb	fb	fb	fb
Birdsong, J	11/11	OT	OT	OT	OT	OT	OT	OT	OT	OT	OT	OT	OT
Boldin, DJ	11/11	WR	WR	WR	WR	WR	WR	WR	WR	WR	WR	WR	WR
Brinkman, C	11/11	WR	WR	WR	WR	WR	WR	WR	WR	WR	WR	WR	WR
Brown, D	10/0	wr	wr	wr	wr	wr	wr	wr	wr	wr	wr	wr	wr
Bush, J	11/2	cb	cb	cb	cb	cb	cb	CB	CB	cb	cb	cb	cb
Carter, M	9/1	ng	NG	ng	ng	ng	ng	ng	ng	ng	dnp	dnp	dnp
Curry, A	11/11	LB	LB	LB	LB	LB	LB	LB	LB	LB	LB	LB	LB
Davis, A	11/6	DE	DE	DE	DE	DE	DE	de	de	de	de	de	de
Dorty, T	9/0	de	dnp	de	de	de	de	de	de	de	de	de	de
Ford, C	5/0	te	dnp	dnp	dnp	dnp	te	te	te	dnp	te	dnp	dnp
Frye, A	9/1	FS	fs	fs	fs	fs	fs	fs	fs	fs	dnp	dnp	dnp
Ghee, B	9/9	CB	CB	CB	CB	CB	CB	inj	inj	CB	CB	CB	CB
Godfrey, D	7/0	og	st	st	st	inj	inj	st	st	st	inj	inj	inj
Griffin, J	11/11	OT	OT	OT	OT	OT	OT	OT	OT	OT	OT	OT	OT
Harris, K	11/0	fb	fb	fb	fb	fb	fb	fb	fb	st	st	st	st
Haynes, H	11/0	lb	lb	lb	lb	lb	lb	lb	lb	lb	lb	lb	lb
Hill, C	3/0	wr	dnp	dnp	dnp	dnp	dnp	dnp	dnp	dnp	dnp	dnp	dnp
Hoag, M	11/0	ot	st	st	ot	st	st	st	st	st	st	st	st
Hodges, B	2/0	qb	dnp	dnp	dnp	dnp	qb	dnp	dnp	dnp	dnp	dnp	dnp
Jones, J	10/0	lb	st	st	st	inj	lb	st	lb	st	st	lb	lb
Lockett, M	11/0	dt	dt	dt	dt	dt	dt	dt	dt	dt	dt	dt	dt
Looney, J	11/5	og	og	og	og	og	og	OG	OG	OG	OG	OG	OG
Major, K	10/0	cb	cb	dnp	st	st	cb	cb	cb	cb	cb	cb	cb
Malchow, L	11/0	lb	st	st	st	st	st	st	st	st	st	st	st
McClinic, C	11/11	LB	LB	LB	LB	LB	LB	LB	LB	LB	LB	LB	LB
McManus, R	11/0	H/qb	H	H	H	H	H	H	H	H	H	H	H
McMillin, B	11/11	OG	OG	OG	OG	OG	OG	OG	OG	OG	OG	OG	OG
Midgett, D	11/0	lb	st	st	st	st	st	st	st	st	st	st	st
Nenon, R	11/11	OG	OG	OG	OG	OG	OG	C	C	C	C	C	C
Orange, G	9/0	lb	st	st	st	st	st	st	st	st	st	st	st
Parker, A	11/3	te	te	te	te	te	te	TE	TE	te	te	TE	TE
Patterson, K	11/11	SS	SS	SS	SS	SS	SS	SS	SS	SS	SS	SS	SS
Pendergrass, B	11/4	rb	rb	rb	rb	rb	rb	rb	RB	RB	RB	RB	RB
Peterson, B	1/0	ot	dnp	dnp	dnp	dnp	dnp	dnp	dnp	dnp	dnp	dnp	dnp
Petit-Jean, J	7/0	dnp	dnp	dnp	dnp	st	st	st	st	st	st	st	st
Popham, S	7/7	dnp	dnp	dnp	dnp	P/PK	P/PK	P/PK	P/PK	P/PK	P/PK	P	P
Quarles, C	10/0	s	st	st	st	st	st	st	st	st	st	st	st
Raines, C	2/0	c	dnp	dnp	c	dnp	dnp	inj	inj	inj	dnp	dnp	dnp
Randolph, T	9/0	dt	dt	dt	dt	dt	dt	dt	te	te	st	st	st
Rinfrette, M	11/9	FB	FB	FB	FB	FB	FB	FB	fb	FB	fb	FB	FB
Robinson, B	11/10	NG	ng	NG	NG	NG	NG	NG	NG	NG	NG	NG	NG
Robinson, M	11/11	DE	DE	DE	DE	DE	DE	DE	DE	DE	DE	DE	DE
Russell, J	11/11	DT	DT	DT	DT	DT	DT	DT	DT	DT	DT	DT	DT
Skinner, R	11/11	QB	QB	QB	QB	QB	QB	QB	QB	QB	QB	QB	QB
Smith, A	11/11	CB	CB	CB	CB	CB	CB	CB	CB	CB	CB	CB	CB
Stamper, J	11/0	s	st	st	st	st	st	st	st	st	st	st	st
Swank, S	6/6	P/PK	P/PK	P/PK	P/PK	inj	inj	inj	inj	inj	inj	PK	PK
Vaughn, C	11/10	fs	FS	FS	FS	FS	FS	FS	FS	FS	FS	FS	FS
Washington, CJ	9/0	rb	dnp	dnp	st	st	st	st	rb	rb	st	st	st
Weaver, D	10/0	ot	st	st	ot	st	st	st	ot	ot	st	ot	ot
Wilber, K	11/5	de	de	de	de	de	de	DE	DE	DE	DE	DE	DE
Williams, A	7/0	st	st	st	st	st	st	st	inj	inj	inj	inj	inj
Williams, J	7/0	wr	dnp	dnp	wr	wr	wr	inj	wr	wr	wr	wr	wr
Williams, Marc.	4/0	inj	inj	st	inj	inj	inj	inj	inj	st	st	st	st
Williams, Mars.	11/2	wr	wr	wr	wr	wr	wr	wr	WR	wr	WR	wr	wr
Williams, Mich.	3/0	dnp	dnp	dnp	dnp	dnp	dnp	st	st	dnp	st	dnp	dnp
Wilson, A	11/0	de	de	de	de	de	de	de	de	de	de	de	de
Woodlief, M	11/0	lb	lb	lb	lb	lb	lb	lb	lb	lb	lb	lb	lb
Wooster, B	9/8	TE	TE	TE	TE	TE	TE	inj	inj	TE	TE	TE	TE
Wright, A	4/0	dnp	dnp	dnp	dnp	dnp	dnp	dnp	pk	pk	pk	pk	pk

Starters in all CAPS dnp = did not play inj = missed game due to injury st = special teams





INDIVIDUAL SEASON & CAREER HIGHS

PASSING

RILEY SKINNER

Attempts

Season: 43 - vs. Ole Miss, Sept. 6, 2008
 Career: 43 - vs. Ole Miss, Sept. 6, 2008

Completions

Season: 32 - vs. Ole Miss, Sept. 6, 2008
 Career: 32 - vs. Ole Miss, Sept. 6, 2008

Yards

Season: 270 - vs. Navy, Sept. 27, 2008
 Career: 271 - vs. Connecticut, Dec. 29, 2007

Touchdowns

Season: 3 - at Baylor, Aug. 28, 2008
 Career: 3 - at Baylor, Aug. 28, 2008

Interceptions

Season: 4 - vs. Navy, Sept. 27, 2008
 Career: 4 - vs. Navy, Sept. 27, 2008

BRETT HODGES

Attempts

Season: 2 - at Maryland, Oct. 18, 2008
 Career: 24 - vs. Nebraska, Sept. 8, 2007

Completions

Season: 1 - at Maryland, Oct. 18, 2008
 Career: 17 - at Boston College, Sept. 1, 2007

Yards

Season: 19 - at Maryland, Oct. 18, 2008
 Career: 140 - vs. Nebraska, Sept. 8, 2007

Touchdowns

Season: 0
 Career: 1 - at Boston College, Sept. 1, 2007

Interceptions

Season: 0
 Career: 2 - vs. Nebraska, Sept. 8, 2007

RUSHING

JOSH ADAMS

Attempts

Season: 21 - at Miami, Oct. 25, 2008
 Career: 27 - at Navy, Oct. 20, 2007

Yards

Season: 117 - at Miami, Oct. 25, 2008
 Career: 140 - vs. Florida State, Oct. 11, 2007

Touchdowns

Season: 1 - 2 times (last: vs. Navy, Sept. 27, 2008)
 Career: 2 - 2 times (last: at Vanderbilt, Nov. 24, 2007)

Long

Season: 23 yds - at Miami, Oct. 25, 2008
 Career: 83 yds - vs. Florida State, Oct. 11, 2007

RICH BELTON

Attempts

Season: 5 - vs. Virginia, Nov. 8, 2008
 Career: 10 - at North Carolina, Oct. 28, 2006

Yards

Season: 22 - vs. Virginia, Nov. 8, 2008
 Career: 46 - vs. Louisville, Jan. 2, 2007

Touchdowns

Season: 0
 Career: 1 - 4 times (last: at Maryland, Nov. 25, 2006)

Long

Season: 11 yds - vs. Virginia, Nov. 8, 2008
 Career: 33 yds - at Florida State, Oct. 8, 2005

D.J. BOLDIN

Attempts

Season: 4 - vs. Clemson, Oct. 9, 2008
 Career: 4 - vs. Clemson, Oct. 9, 2008

Yards

Season: 19 - vs. Clemson, Oct. 9, 2008
 Career: 19 - vs. Clemson, Oct. 9, 2008

Touchdowns

Season: 0
 Career: 0

Long

Season: 19 yds - vs. Clemson, Oct. 9, 2008
 Career: 19 yds - vs. Clemson, Oct. 9, 2008

CHIP BRINKMAN

Attempts

Season: 0
 Career: 1 - 2 times (last: at Vanderbilt, Nov. 24, 2007)

Yards

Season: 0
 Career: 7 - vs. NC State, Nov. 17, 2007

Touchdowns

Season: 0
 Career: 0

Long

Season: 0
 Career: 7 yds - vs. NC State, Nov. 17, 2007

DEVON BROWN

Attempts

Season: 2 - at Maryland, Oct. 18, 2008
 Career: 2 - at Maryland, Oct. 18, 2008

Yards

Season: 11 - at Maryland, Oct. 18, 2008
 Career: 11 - at Maryland, Oct. 18, 2008

Touchdowns

Season: 0
 Career: 0

Long

Season: 10 yds - at Maryland, Oct. 18, 2008
 Career: 10 yds - at Maryland, Oct. 18, 2008

KEVIN HARRIS

Attempts

Season: 1 - 2 times (last: vs. Clemson, Oct. 9, 2008)
 Career: 22 - at NC State, Oct. 14, 2006

Yards

Season: 3 - vs. Navy, Sept. 27, 2008
 Career: 77 - vs. Liberty, Sept. 30, 2006

Touchdowns

Season: 0
 Career: 2 - vs. Liberty, Sept. 30, 2006

Long

Season: 3 - vs. Navy, Sept. 27, 2008
 Career: 41 yds - at Connecticut, Sept. 16, 2006

BRETT HODGES

Attempts

Season: 0
 Career: 8 - 2 times (last: vs. Army, Sept. 15, 2007)

Yards

Season: 0
 Career: 14 - vs. Nebraska, Sept. 8, 2007

Touchdowns

Season: 0
 Career: 1 - vs. Nebraska, Sept. 8, 2007

Long

Season: 0
 Career: 7 yds - 2 times (last: vs. Army, Sept. 8, 2007)

BRANDON PENDERGRASS

Attempts

Season: 27 - vs. Virginia, Nov. 8, 2008
 Career: 27 - vs. Virginia, Nov. 8, 2008

Yards

Season: 110 - vs. Virginia, Nov. 8, 2008
 Career: 110 - vs. Virginia, Nov. 8, 2008

Touchdowns

Season: 1 - 4 times (last: vs. Virginia, Nov. 8, 2008)
 Career: 1 - 4 times (last: vs. Virginia, Nov. 8, 2008)

Long

Season: 25 yds - at Miami, Oct. 25, 2008
 Career: 25 yds - at Miami, Oct. 25, 2008

MIKE RINFRETTE

Attempts

Season: 9 - at Miami, Oct. 25, 2008
 Career: 9 - at Miami, Oct. 25, 2008

Yards

Season: 30 - at Miami, Oct. 25, 2008
 Career: 30 - at Miami, Oct. 25, 2008

Touchdowns

Season: 1 - at Miami, Oct. 25, 2008
 Career: 1 - 2 times (last: at Miami, Oct. 25, 2008)

Long

Season: 6 yds - at Miami, Oct. 25, 2008
 Career: 6 yds - at Miami, Oct. 25, 2008

RILEY SKINNER

Attempts

Season: 14 - vs. Duke, Nov. 1, 2008
 Career: 14 - vs. Duke, Nov. 1, 2008

Yards

Season: 73 - vs. Clemson, Oct. 9, 2008
 Career: 73 - vs. Clemson, Oct. 9, 2008

Touchdowns

Season: 1 - vs. Duke, Nov. 1, 2008
 Career: 1 - 2 times (last: vs. Duke, Nov. 1, 2008)

Long

Season: 21 yds - vs. Clemson, Oct. 9, 2008
 Career: 21 yds - vs. Clemson, Oct. 9, 2008

C.J. WASHINGTON

Attempts

Season: 2 - 3 times (last: vs. Virginia, Nov. 8, 2008)
 Career: 2 - 3 times (last: vs. Virginia, Nov. 8, 2008)

Yards

Season: 63 - at Baylor, Aug. 28, 2008
 Career: 63 - at Baylor, Aug. 28, 2008

Touchdowns

Season: 0
 Career: 0

Long

Season: 55 yds - at Baylor, Aug. 28, 2008
 Career: 55 yds - at Baylor, Aug. 28, 2008

JORDAN WILLIAMS

Attempts

Season: 1 - vs. Navy, Sept. 27, 2008
 Career: 1 - vs. Navy, Sept. 27, 2008

Yards

Season: 6 - vs. Navy, Sept. 27, 2008
 Career: 6 - vs. Navy, Sept. 27, 2008

Touchdowns

Season: 0
 Career: 0

Long

Season: 6 yds - vs. Navy, Sept. 27, 2008
 Career: 6 yds - vs. Navy, Sept. 27, 2008

MARSHALL WILLIAMS

Attempts

Season: 1 - 2 times (last: - vs. Virginia, Nov. 8, 2008)
 Career: 1 - 2 times (last: - vs. Virginia, Nov. 8, 2008)

Yards

Season: 5 - vs. Virginia, Nov. 8, 2008
 Career: 5 - vs. Virginia, Nov. 8, 2008

Touchdowns

Season: 0
 Career: 0

Long

Season: 5 yds - vs. Virginia, Nov. 8, 2008
 Career: 5 yds - vs. Virginia, Nov. 8, 2008





INDIVIDUAL SEASON & CAREER HIGHS

RECEIVING

JOSH ADAMS

Receptions

Season: 4 - vs. Ole Miss, Sept. 6, 2008
 Career: 7 - at Clemson, Nov. 10, 2007

Yards

Season: 15 - at Florida State, Sept. 20, 2008
 Career: 29 - vs. Florida State, Oct. 11, 2007

Touchdowns

Season: 0
 Career: 1 - vs. Florida State, Oct. 11, 2007

Long

Season: 19 yds - at Maryland, Oct. 18, 2008
 Career: 19 yds - at Maryland, Oct. 18, 2008

RICH BELTON

Receptions

Season: 2 - vs. Ole Miss, Sept. 6, 2008
 Career: 3 - at Georgia Tech, Nov. 5, 2005

Yards

Season: 22 - vs. Ole Miss, Sept. 6, 2008
 Career: 28 - at Ole Miss, Sept. 23, 2006

Touchdowns

Season: 0
 Career: 1 - 2 times (last: at Georgia Tech, Nov. 5, 2005)

Long

Season: 15 yds - vs. Ole Miss, Sept. 6, 2008
 Career: 28 yds - at Ole Miss, Sept. 23, 2006

D.J. BOLDIN

Receptions

Season: 11 - vs. Ole Miss, Sept. 6, 2008
 Career: 11 - vs. Ole Miss, Sept. 6, 2008

Yards

Season: 123 - vs. Ole Miss, Sept. 6, 2008
 Career: 123 - vs. Ole Miss, Sept. 6, 2008

Touchdowns

Season: 1 - 3 times (last: at NC State, Nov. 15, 2008)
 Career: 1 - 3 times (last: at NC State, Nov. 15, 2008)

Long

Season: 45 yds - at Miami, Oct. 25, 2008
 Career: 46 yds - vs. NC State, Oct. 22, 2005

CHIP BRINKMAN

Receptions

Season: 4 - 2 times (last: vs. Clemson, Oct. 9, 2008)
 Career: 5 - 2 times (last: at Duke, Oct. 6, 2007)

Yards

Season: 34 - vs. Navy, Sept. 27, 2008
 Career: 53 - vs. North Carolina, Oct. 27, 2007

Touchdowns

Season: 2 - at Baylor, Aug. 28, 2008
 Career: 2 - at Baylor, Aug. 28, 2008

Long

Season: 32 yds - at NC State, Nov. 15, 2008
 Career: 32 yds - at NC State, Nov. 15, 2008

DEVON BROWN

Receptions

Season: 3 - vs. Navy, Sept. 27, 2008
 Career: 3 - vs. Navy, Sept. 27, 2008

Yards

Season: 58 - vs. Virginia, Nov. 8, 2008
 Career: 58 - vs. Virginia, Nov. 8, 2008

Touchdowns

Season: 1 - vs. Virginia, Nov. 8, 2008
 Career: 1 - vs. Virginia, Nov. 8, 2008

Long

Season: 58 yds - vs. Virginia, Nov. 8, 2008
 Career: 58 yds - vs. Virginia, Nov. 8, 2008

CAMERON FORD

Receptions

Season: 1 - at NC State, Nov. 15, 2008
 Career: 1 - at NC State, Nov. 15, 2008

Yards

Season: 8 - at NC State, Nov. 15, 2008
 Career: 8 - at NC State, Nov. 15, 2008

Touchdowns

Season: 0
 Career: 0

Long

Season: 8 yds - at NC State, Nov. 15, 2008
 Career: 8 yds - at NC State, Nov. 15, 2008

KEVIN HARRIS

Receptions

Season: 2 - 2 times (last: at Florida State, Sept. 20, 2008)
 Career: 3 - at Boston College, Sept. 1, 2007

Yards

Season: 18 - at Florida State, Sept. 20, 2008
 Career: 25 - at Boston College, Sept. 1, 2007

Touchdowns

Season: 1 - vs. Ole Miss, Sept. 6, 2008
 Career: 1 - 2 times (last: vs. Ole Miss, Sept. 6, 2008)

Long

Season: 11 yds - 2 times (last: vs. Clemson, Oct. 9, 2008)
 Career: 14 yds - vs. Ole Miss, Sept. 6, 2008

ANDREW PARKER

Receptions

Season: 2 - 2 times (last: at NC State, Nov. 15, 2008)
 Career: 2 - 2 times (last: at NC State, Nov. 15, 2008)

Yards

Season: 55 - at Florida State, Sept. 20, 2008
 Career: 55 - at Florida State, Sept. 20, 2008

Touchdowns

Season: 0
 Career: 0

Long

Season: 37 yds - vs. Duke, Nov. 1, 2008
 Career: 37 yds - vs. Duke, Nov. 1, 2008

BRANDON PENDERGRASS

Receptions

Season: 3 - 2 times (last: at Maryland, Oct. 18, 2008)
 Career: 3 - 2 times (last: at Maryland, Oct. 18, 2008)

Yards

Season: 22 - at Maryland, Oct. 18, 2008
 Career: 22 - at Maryland, Oct. 18, 2008

Touchdowns

Season: 0
 Career: 0

Long

Season: 14 yds - at Maryland, Oct. 18, 2008
 Career: 14 yds - at Maryland, Oct. 18, 2008

MIKE RINFRETTE

Receptions

Season: 3 - vs. Duke, Nov. 1, 2008
 Career: 3 - vs. Duke, Nov. 1, 2008

Yards

Season: 22 - vs. Duke, Nov. 1, 2008
 Career: 22 - vs. Duke, Nov. 1, 2008

Touchdowns

Season: 1 - vs. Navy, Sept. 27, 2008
 Career: 1 - vs. Navy, Sept. 27, 2008

Long

Season: 13 yds - vs. Duke, Nov. 1, 2008
 Career: 18 yds - vs. Georgia Tech, Dec. 6, 2006

JORDAN WILLIAMS

Receptions

Season: 1 - vs. Boston College, Nov. 22, 2008
 Career: 4 - at Virginia, Nov. 3, 2007

Yards

Season: 3 - vs. Boston College, Nov. 22, 2008
 Career: 62 - vs. NC State, Nov. 17, 2007

Touchdowns

Season: 0
 Career: 1 - vs. NC State, Nov. 17, 2007

Long

Season: 3 yds - vs. Boston College, Nov. 22, 2008
 Career: 62 yds - vs. NC State, Nov. 17, 2007

MARSHALL WILLIAMS

Receptions

Season: 7 - at NC State, Nov. 15, 2008
 Career: 7 - at NC State, Nov. 15, 2008

Yards

Season: 116 - at NC State, Nov. 15, 2008
 Career: 116 - at NC State, Nov. 15, 2008

Touchdowns

Season: 1 - 2 times (last: at NC State, Nov. 15, 2008)
 Career: 1 - 2 times (last: at NC State, Nov. 15, 2008)

Long

Season: 64 yds - at NC State, Nov. 15, 2008
 Career: 64 yds - at NC State, Nov. 15, 2008

BEN WOOSTER

Receptions

Season: 6 - 2 times (last: at Baylor, Aug. 28, 2008)
 Career: 6 - 2 times (last: at Baylor, Aug. 28, 2008)

Yards

Season: 90 - at Baylor, Aug. 28, 2008
 Career: 90 - at Baylor, Aug. 28, 2008

Touchdowns

Season: 1 - 2 times (last: vs. Virginia, Nov. 8, 2008)
 Career: 1 - 3 times (last: vs. Virginia, Nov. 8, 2008)

Long

Season: 43 yds - at Baylor, Aug. 28, 2008
 Career: 43 yds - at Baylor, Aug. 28, 2008

FIELD GOALS

SHANE POPHAM

Field Goal Attempts

Season: 4 - vs. Clemson, Oct. 9, 2008
 Career: 4 - vs. Clemson, Oct. 9, 2008

Field Goals Made

Season: 3 - vs. Duke, Nov. 1, 2008
 Career: 3 - vs. Duke, Nov. 1, 2008

Field Goal Long

Season: 44 - vs. Duke, Nov. 1, 2008
 Career: 44 - vs. Duke, Nov. 1, 2008

PATs

Season: 3 - vs. Virginia, Nov. 8, 2008
 Career: 3 - vs. Virginia, Nov. 8, 2008

SAM SWANK

Field Goal Attempts

Season: 7 - at Florida State, Sept. 20, 2008
 Career: 7 - at Florida State, Sept. 20, 2008

Field Goals Made

Season: 4 - at Florida State, Sept. 20, 2008
 Career: 4 - at Florida State, Sept. 20, 2008

Field Goal Long

Season: 49 - at Florida State, Sept. 20, 2008
 Career: 53 yds - at NC State, Oct. 14, 2006

PATs

Season: 5 - at Baylor, Aug. 28, 2008
 Career: 5 - 4 times (last: at Baylor, Aug. 28, 2008)





INDIVIDUAL SEASON & CAREER HIGHS

PUNTING

SHANE POPHAM

Punts

Season: 9 - vs. Boston College, Nov. 22, 2008
 Career: 9 - vs. Boston College, Nov. 22, 2008

Yards

Season: 371 - vs. Virginia, Nov. 8, 2008
 Career: 371 - vs. Virginia, Nov. 8, 2008

Long

Season: 53 - at NC State, Nov. 15, 2008
 Career: 53 - at NC State, Nov. 15, 2008

SAM SWANK

Punts

Season: 6 - vs. Ole Miss, Sept. 6, 2008
 Career: 9 - at Vanderbilt, Nov. 24, 2007

Yards

Season: 222 - vs. Ole Miss, Sept. 6, 2008
 Career: 519 - vs. Virginia Tech, Nov. 18, 2006

Long

Season: 47 - at Baylor, Aug. 28, 2008
 Career: 86 - vs. Duke, Sept. 9, 2006

KICK RETURNS

DEVON BROWN

Kick Returns

Season: 3 - 2 times (last: vs. Boston Col., Nov. 22, 2008)
 Career: 3 - 2 times (last: vs. Boston Col., Nov. 22, 2008)

Yards

Season: 69 - at NC State, Nov. 15, 2008
 Career: 69 - at NC State, Nov. 15, 2008

Touchdowns

Season: 0
 Career: 0

Long

Season: 55 yds - vs. Navy, Sept. 27, 2008
 Career: 55 yds - vs. Navy, Sept. 27, 2008

ALEX FRYE

Kick Returns

Season: 4 - 3 times (last: - vs. Virginia, Nov. 8, 2008)
 Career: 4 - 3 times (last: - vs. Virginia, Nov. 8, 2008)

Yards

Season: 94 - vs. Duke, Nov. 1, 2008
 Career: 94 - vs. Duke, Nov. 1, 2008

Touchdowns

Season: 0
 Career: 0

Long

Season: 57 yds - vs. Duke, Nov. 1, 2008
 Career: 57 yds - vs. Duke, Nov. 1, 2008

KEVIN HARRIS

Kick Returns

Season: 1 - at Baylor, Aug. 28, 2008
 Career: 1 - at Baylor, Aug. 28, 2008

Yards

Season: 2 - at Baylor, Aug. 28, 2008
 Career: 2 - at Baylor, Aug. 28, 2008

Touchdowns

Season: 0
 Career: 0

Long

Season: 2 yds - at Baylor, Aug. 28, 2008
 Career: 2 yds - at Baylor, Aug. 28, 2008

ALPHONSO SMITH

Kick Returns

Season: 2 - vs. Ole Miss, Sept. 6, 2008
 Career: 3 - vs. Maryland, Sept. 22, 2007

Yards

Season: 39 - vs. Ole Miss, Sept. 6, 2008
 Career: 61 - vs. Georgia Tech, Dec. 2, 2006

Touchdowns

Season: 0
 Career: 0

Long

Season: 34 yds - vs. Duke, Nov. 1, 2008
 Career: 34 yds - vs. Duke, Nov. 1, 2008

C.J. WASHINGTON

Kick Returns

Season: 2 - 3 times (last: vs. Boston Col., Nov. 22, 2008)
 Career: 2 - 3 times (last: vs. Boston Col., Nov. 22, 2008)

Yards

Season: 47 - vs. Navy, Sept. 27, 2008
 Career: 47 - vs. Navy, Sept. 27, 2008

Touchdowns

Season: 0
 Career: 0

Long

Season: 31 yds - vs. Navy, Sept. 27, 2008
 Career: 31 yds - vs. Navy, Sept. 27, 2008

PUNT RETURNS

D.J. BOLDIN

Punt Returns

Season: 2 - vs. Boston College, Nov. 22, 2008
 Career: 2 - vs. Boston College, Nov. 22, 2008

Yards

Season: 16 - vs. Boston College, Nov. 22, 2008
 Career: 16 - vs. Boston College, Nov. 22, 2008

Touchdowns

Season: 0
 Career: 0

Long

Season: 13 - vs. Boston College, Nov. 22, 2008
 Career: 13 - vs. Boston College, Nov. 22, 2008

ALPHONSO SMITH

Punt Returns

Season: 5 - vs. Navy, Sept. 27, 2008
 Career: 5 - vs. Navy, Sept. 27, 2008

Yards

Season: 43 - vs. Ole Miss, Sept. 6, 2008
 Career: 43 - vs. Ole Miss, Sept. 6, 2008

Touchdowns

Season: 0
 Career: 0

Long

Season: 20 - vs. Ole Miss, Sept. 6, 2008
 Career: 22 - vs. NC State, Oct. 22, 2005

TACKLES

Stanley Arnoux

Season: 12 - at Maryland, Oct. 18, 2008
 Career: 12 - at Maryland, Oct. 18, 2008

Josh Bush

Season: 4 - vs. Duke, Nov. 1, 2008
 Career: 4 - vs. Duke, Nov. 1, 2008

Michael Carter

Season: 3 - vs. Ole Miss, Sept. 6, 2008
 Career: 3 - vs. Ole Miss, Sept. 6, 2008

Aaron Curry

Season: 16 - vs. Duke, Nov. 1, 2008
 Career: 16 - vs. Duke, Nov. 1, 2008

Anthony Davis

Season: 2 - vs. Clemson, Oct. 9, 2008
 Career: 4 - 2 times (last: vs. Nebraska, Sept. 8, 2007)

Tristen Dorty

Season: 2 - at Florida State, Sept. 20, 2008
 Career: 2 - at Florida State, Sept. 20, 2008

Alex Frye

Season: 3 - at Miami, Oct. 25, 2008
 Career: 3 - at Miami, Oct. 25, 2008

Brandon Ghee

Season: 6 - at Florida State, Sept. 20, 2008
 Career: 9 - at Vanderbilt, Nov. 24, 2007

Hunter Haynes

Season: 5 - at Baylor, Aug. 28, 2008
 Career: 8 - vs. Army, Sept. 15, 2007

Jonathan Jones

Season: 2 - at Baylor, Aug. 28, 2008
 Career: 6 - at Duke, Oct. 6, 2007

Michael Lockett

Season: 1 - 5 times (last: vs. Duke, Nov. 1, 2008)
 Career: 3 - vs. Army, Sept. 15, 2007

Kerry Major

Season: 6 - vs. Boston College, Nov. 22, 2008
 Career: 8 - at Boston College, Sept. 1, 2007

Lee Malchow

Season: 1 - 4 times (last: vs. Boston Col., Nov. 22, 2008)
 Career: 2 - at Duke, Oct. 6, 2007

Chantz McClinic

Season: 10 - vs. Navy, Sept. 27, 2008
 Career: 10 - vs. Navy, Sept. 27, 2008

Dominique Midgett

Season: 0
 Career: 3 - 2 times (last: vs. UNC, Oct. 27, 2007)

Kevin Patterson

Season: 6 - 3 times (last: at NC State, Nov. 15, 2008)
 Career: 9 - vs. Vanderbilt, Sept. 1, 2005

Junior Petit-Jean

Season: 1 - at NC State, Nov. 15, 2008
 Career: 1 - at NC State, Nov. 15, 2008

Cyhl Quarles

Season: 1 - vs. Boston College, Nov. 22, 2008
 Career: 1 - vs. Boston College, Nov. 22, 2008

Ted Randolph

Season: 1 - at Maryland, Oct. 18, 2008
 Career: 1 - at Maryland, Oct. 18, 2008

Boo Robinson

Season: 9 - vs. Duke, Nov. 1, 2008
 Career: 9 - vs. Duke, Nov. 1, 2008

Matt Robinson

Season: 7 - vs. Navy, Sept. 27, 2008
 Career: 7 - 3 times (last: vs. Navy, Sept. 27, 2008)

John Russell

Season: 7 - at NC State, Nov. 15, 2008
 Career: 7 - at NC State, Nov. 15, 2008

Alphonso Smith

Season: 6 - vs. Ole Miss, Sept. 6, 2008
 Career: 11 - vs. Clemson, Oct. 1, 2005

John Stamper

Season: 1 - 2 times (last: vs. Duke, Nov. 1, 2008)
 Career: 1 - 2 times (last: vs. Duke, Nov. 1, 2008)

Chip Vaughn

Season: 13 - vs. Duke, Nov. 1, 2008
 Career: 16 - at Navy, Oct. 20, 2007

Kyle Wilber

Season: 8 - vs. Boston College, Nov. 22, 2008
 Career: 8 - vs. Boston College, Nov. 22, 2008

Marcus Williams

Season: 0
 Career: 2 - 3 times (last: vs. FSU, Oct. 11, 2007)

Antonio Wilson

Season: 4 - vs. Boston College, Nov. 22, 2008
 Career: 4 - vs. Boston College, Nov. 22, 2008

Matt Woodlief

Season: 4 - vs. Navy, Sept. 27, 2008
 Career: 5 - vs. North Carolina, Oct. 27, 2007





THE LAST TIME...

A kickoff was returned for a touchdown:

WAKE: Kevin Marion vs. UNC, Oct. 27, 2007 (98 yds)
 OPP: C.J. Spiller, Clemson, Nov. 10, 2007 (90 yds)

A punt was returned for a touchdown:

WAKE: Kenny Moore vs. Army, Sept. 15, 2007 (55 yds)
 OPP: Larry Taylor, Connecticut, Dec. 29, 2007 (68 yds)

An interception was returned for a touchdown:

WAKE: Kevin Patterson vs. Virginia, Nov. 8, 2008 (53 yds)
 OPP: Mar Herzlich, Nov. 22, 2008 (34 yds)

A fumble was recovered for a touchdown:

WAKE: Kyle Wilber, vs. Boston College, Nov. 22, 2008 (2 yds)
 OPP: Gaines Adams, Clemson, Oct. 7, 2006 (66 yds)

A safety was recorded:

WAKE: vs. Duke, Nov. 2, 2008
 OPP: Duke, Oct. 6, 2007

A shutout was recorded:

WAKE: Wake Forest 30, Florida State 0, Nov. 11, 2006
 OPP: Maryland 26, Wake Forest 0, Oct. 18, 2008

A tie game was played:

WAKE: Wake Forest 17, Rice 17, Sept. 30, 1989

An overtime game was played:

WAKE: Nov. 1, 2008 (Wake Forest 33, Duke 30)

A run went for 50+ yards:

WAKE: C.J. Washington at Baylor, Aug. 28, 2008 (55 yds)
 OPP: Eric Kettani, Navy, Sept. 27, 2008 (57 yds)

A pass reception went for 50+ yards:

WAKE: D.J. Boldin to Marshall Williams, at NC State, Nov. 15, 2008 (64 yds)
 OPP: Thaddeus Lewis to Eron Riley, Duke, Nov. 1, 2008 (52 yds)

An individual rushed for 100+ yards in a game:

WAKE: Brandon Pendergrass, vs. Virginia, Nov. 8, 2008 (110 yds)
 OPP: Eric Kettani, Navy, Sept. 27, 2008 (175 yds)

An individual rushed for 200+ yards in a game:

WAKE: Micah Andrews vs. Vanderbilt, Sept. 1, 2005 (254 yds)
 OPP: Ronnie McGill, UNC, Nov. 8, 2003 (244 yds)

Two teammates each rushed for 100+ yards in a game:

WAKE: vs. East Carolina (Chris Barclay 210, Micah Andrews 142), Sept. 17, 2005
 OPP: Maryland (Harold Wesley 120, Buddy Rogers 106), Oct. 19, 1996

An individual passed for 300+ yards in a game:

WAKE: Cory Randolph vs. UNC, Nov. 8, 2003 (311 yds)
 OPP: Chris Turner, Maryland, Oct. 18, 2008 (321 yds)

An individual passed for 400+ yards in a game:

WAKE: Brian Kuklick vs. NC State, Nov. 7, 1998 (411 yds)
 OPP: Matt Ryan, Boston College, Sept. 1, 2007 (408 yds)

An individual completed 20+ passes in a game:

WAKE: Riley Skinner at NC State, Nov. 15, 2008 (21)
 OPP: Marc Verica, Virginia, Nov. 8, 2008 (23)

An individual completed 30+ passes in a game:

WAKE: Riley Skinner vs. Ole Miss, Sept. 6, 2008, 2008 (32)
 OPP: Matt Ryan, Boston College, Sept. 1, 2007 (32)

An individual completed 40+ passes in a game:

WAKE: Rusty LaRue vs. NC State, Nov. 18, 1995 (50)
 OPP: Matt Ryan, Boston College, Nov. 4, 2006 (40)

An individual made 8+ receptions in a game:

WAKE: D.J. Boldin at NC State, Nov. 15, 2008 (8)
 OPP: Darrius Heyward-Bey, Maryland, Oct. 18, 2008 (11)

An individual had 100+ receiving yards in a game:

WAKE: Marshall Williams at NC State, Nov. 15, 2008 (116 yds)
 OPP: Darrius Heyward-Bey, Maryland, Oct. 18, 2008 (101)

An individual had 200+ receiving yards in a game:

WAKE: John Henry Mills at Duke, Nov. 30, 1990 (230 yds)
 OPP: Eddie Goines, NC State, Sept. 11, 1993 (207 yds)

An individual scored three touchdowns in a game:

WAKE: Chris Barclay vs. East Carolina, Sept. 17, 2005 (4)
 OPP: C. Brockington, Connecticut, Nov. 15, 2003 (4)

An individual scored four touchdowns in a game:

WAKE: Chris Barclay vs. East Carolina, Sept. 17, 2005 (4)
 OPP: C. Brockington, Connecticut, Nov. 15, 2003 (4)

A 50-yard field goal was kicked:

WAKE: Sam Swank at Clemson, Nov. 10, 2007 (52)
 OPP: Robert Lee, East Carolina, Sept. 17, 2005 (51 yds)

A team rushed for 200+ yards in a game:

WAKE: vs. Nebraska, Sept. 8, 2007 (236 yds)
 OPP: vs. Navy, Sept. 27, 2008 (292 yds)

A team rushed for 300+ yards in a game:

WAKE: at Duke, Oct. 29, 2005 (419 yds)
 OPP: at Navy, Oct. 20, 2007 (328 yds)

A team rushed for 400+ yards in a game:

WAKE: at Duke, Oct. 29, 2005 (419 yds)
 OPP: Clemson, Sept. 16, 2000 (436 yds)

A team rushed for 500+ yards in a game:

WAKE: vs. Tulsa, Oct. 16, 1971 (528 yds)
 OPP: Clemson, Oct. 31, 1981 (536 yds)

A team rushed for less than 100 yards in a game:

WAKE: vs. Boston College, Nov. 22, 2008 (65)
 OPP: Boston College, Nov. 22, 2008 (97)

A team passed for 300+ yards in a game:

WAKE: vs. Boston College, Sept. 1, 2007 (366)
 OPP: Maryland, Oct. 18, 2008 (330)

A team passed for less than 100 yards in a game:

WAKE: at Miami, Oct. 25, 2008 (57 yds)
 OPP: Connecticut, Dec. 29, 2007 (98 yds)

A team had 500 yards in total offense:

WAKE: vs. Duke, Oct. 29, 2005 (557 yds)
 OPP: Miami, Nov. 12, 2005 (515 yds)

A team had 600 yards in total offense:

WAKE: vs. North Carolina, Oct. 26, 1968 (632 yds)
 OPP: Clemson, Sept. 16, 2000 (623 yds)

A team had 700 yards in total offense:

WAKE: never
 OPP: Florida State, Oct. 14, 1995 (749 yds)

A team had less than 300 yards in total offense:

WAKE: vs. Boston College, Nov. 2, 2008 (191 yds)
 OPP: Boston College, Nov. 22, 2008 (234 yds)

A team had less than 200 yards in total offense:

WAKE: vs. Boston College, Nov. 2, 2008 (191 yds)
 OPP: Clemson, Oct. 9, 2008 (198 yds)

An individual kicked three field goals:

WAKE: Shane Popham vs. Duke, Nov. 1, 2008 (3)
 OPP: Obi Egekeze, Maryland, Oct. 18, 2008 (4)

An individual had 2+ interceptions:

WAKE: Alphonso Smith vs. Duke, Nov. 1, 2008 (2)
 OPP: W. Braxton, Navy, Nov. 23, 2002 (2)





RECORD WATCH - PASSING & OFFENSE

WAKE FOREST CAREER PASSING LEADERS

Table with 6 columns: Rank, Name, Years, Comp/Att, Pct, Yards, TD. Riley Skinner (2006-SA) is highlighted with 67.0% completion rate and 6,263 yards.

WAKE FOREST CAREER TOTAL OFFENSE LEADERS

Table with 4 columns: Rank, Name, Rushing, Passing, Total Yards. Riley Skinner (2006-SA) is highlighted with 67 rushing yards and 6,263 passing yards for a total of 6,330.

WAKE FOREST CAREER PASS ATTEMPTS

Table with 2 columns: Rank, Name (Year-Range) and Attempts. Riley Skinner (2006-SA) has 918 attempts.

WAKE FOREST CAREER PASSING TDS

Table with 2 columns: Rank, Name (Year-Range) and TDs. Riley Skinner (2006-SA) has 33 TDs.

WAKE FOREST CAREER PASSING EFFICIENCY

Table with 2 columns: Rank, Name (Year-Range) and Efficiency. Riley Skinner (2006-SA) has 130.72 efficiency.

WAKE FOREST CAREER PASS COMPLETIONS

Table with 2 columns: Rank, Name (Year-Range) and Completions. Riley Skinner (2006-SA) has 615 completions.

WAKE FOREST CAREER COMPLETION PCT.

Table with 2 columns: Rank, Name (Year-Range) and Completion Percentage. Riley Skinner (2006-SA) has 67.0% completion rate.





RECORD WATCH - DEFENSE

WAKE FOREST CAREER TACKLES FOR LOSS

- 1. Calvin Pace (1999-02)54
2. Mike McCrary (1989-92)46
3. Fred Robbins (1996-98)44
4. Aaron Curry (2005-SA)43.5
5. Nate Bolling (1998-01)40
6. Bryan Ray (1997-00)39
7. Kelvin Moses (1994-99)37
8. James Parker (1976-79)34
9. Tucker Grace (1992-95)32
10. Dred Booe (1990-93)30
Matt Robinson (2004-SA)30

WAKE FOREST CAREER SACKS

- 1. Mike McCrary (1989-92)30
2. Calvin Pace (1999-02)29
3. Bryan Ray (1997-00)19
4. James Parker (1976-79)15
Fred Robbins (1996-99)15
6. Rudy Thompson (1989-92)13
7. Nate Bolling (1998-01)12
Matt Robinson (2004-SA)12
8. Bruce Hopkins (1974-77)11
Gary Baldinger (1982-85)11
Dustin Lyman (1996-99)11
11. Boo Robinson (2006-SA)10
Aaron Curry (2005-SA)9.5
Alphonso Smith (2005-SA)9.0

WAKE FOREST CAREER PASSES DEFENDED

(since 1981)

- 1. Alphonso Smith (2005-SA)59
2. A.J. Greene (1985-88)46
3. Eric King (2001-04)38
4. George Coghill (1989-92)35
5. Riley Swanson (2003-06)33
6. Josh Gattis (2003-06)31
Tony Mosley (1986-88)31
8. Rory Holt (1983-84, 86)28
9. D'Angelo Solomon (1994-97)26
10. Quintin Williams (2000-03)24
Chip Vaughn (2005-SA)24

ACC CAREER INTERCEPTION RETURN YARDS

- 1. John Talley, Duke (2003-06)395
2. Pat Chester, Virginia (1978-82)296
3. Aaron Curry, WF (2005-SA)278
4. Tom Brown, Maryland (1960-62)275
5. Willie Clay, Georgia Tech (1988-91)264
6. Alphonso Smith, WF (2005-SA)244
7. Ken Swilling, Georgia Tech (1988-91)239
8. Tay Cody, Florida State (1997-00)221
9. Bryan Shumock, Virginia (1977-80)209

WAKE FOREST CAREER INTERCEPTION LEADERS

Table with 2 columns: Rank, Player (Year) and Interceptions. 1. Alphonso Smith (2005-SA) 19, 2. Ronnie Burgess (1981-84) 17, etc.

WAKE CAREER INTERCEPTION RETURN YARDAGE LEADERS

Table with 2 columns: Rank, Player (Year) and Interception Yardage. 1. Aaron Curry (2005-SA) 278, 2. Alphonso Smith (2005-SA) 244, etc.

ACC CAREER PASS INTERCEPTIONS

Table with 5 columns: Rank, Player, School, Years, Yards, Avg, Int. 1. Dre' Bly, North Carolina 198-99 198 9.9 20, 2. Alphonso Smith, Wake Forest 2005-SA 235 14.7 19, etc.





RECORD WATCH - KICKING & SCORING

ACC CAREER SCORING

WAKE FOREST PATs

Table with columns: Player, School, Years, TDs, PAT, FGs, Pts. Lists 20 players including Nick Novak, Sam Swank, and Scott Bentley.

*Two Point Conversions

CAREER PATs MADE

Table with columns: Rank, Name, Years, Pts. Lists 5 players including Wilson Hoyle and Sam Swank.

CAREER PATs ATTEMPTED

Table with columns: Rank, Name, Years, Pts. Lists 5 players including Wilson Hoyle and Sam Swank.

ACC CAREER KICK SCORING

ACC CAREER FIELD GOALS

WAKE FOREST PUNTING

Table with columns: Rank, Player, School, Years, Points. Lists 14 players including Nick Novak and Sam Swank.

Table with columns: Rank, Name, Years, Points. Lists 12 players including Nick Novak and Sam Swank.

CAREER PUNTS

Table with columns: Rank, Name, Years, Pts. Lists 10 players including Plackemeier and Swank.

CAREER PUNT YARDS

Table with columns: Rank, Name, Years, Yards. Lists 8 players including Plackemeier and Swank.





RECORD WATCH - FIELD GOALS

NCAA CAREER FIELD GOALS

(One-inch tees were permitted in 1949, two-inch tees were permitted in 1965, and use of tees was eliminated in 1989. The goal posts were widened from 18 feet, 6 inches to 23 feet, 4 inches in 1959 and were narrowed back to 18 feet, 6 inches in 1991. In 1993, the hash marks were moved 6 feet, 8 inches closer to the center of the field, to 60 feet from each sideline.)

Player, Team	Years	Total	Pct.	Under 40 Yds	40 Plus	Long	≠Won
Billy Bennett, Georgia (S)	2000-03	87-110	.791	56-67	31-43	55	3
Jeff Jaeger, Washington (S)	1983-86	80-99	.808	59-68	21-31	52	5
Nick Novak, Maryland (S)	2001-04	80-107	.748	49-59	31-48	54	3
Alexis Serna, Oregon St. (S)	2004-07	80-104	.769	55-63	25-41	58	2
Jeremy Ito, Rutgers (S)	2004-07	80-*111	.721	58-71	22-40	53	3
John Lee, UCLA (S)	1982-85	79-92	@.859	54-56	25-36	52	**10
Jason Elam, Hawaii (S)	1988-92	79-100	.790	50-55	29-45	56	3
Luis Zendejas, Arizona St. (S)	1981-84	78-105	.743	53-59	25-46	55	1
Philip Doyle, Alabama (S)	1987-90	78-105	.743	57-61	21-44	53	6
Kevin Butler, Georgia (S)	1981-84	77-98	.786	50-56	27-42	60	7
Max Zendejas, Arizona (S)	1982-85	77-104	.740	47-53	30-51	57	7
Kevin Kelly, Penn State (S)	2005-08	77-106	.726				
Derek Schmidt, Florida St. (S)	1984-87	73-104	.702	44-55	29-49	54	1
Carlos Huerta, Miami (Fla.) (S)	1988-91	73-91	.802	56-60	17-31	52	3
Steve Azar, Northern Ill. (S)	2000-03	73-92	.793	57-63	16-29	52	2
Fuad Reveiz, Tennessee (S)	1981-84	71-95	.747	45-53	26-42	60	7
Mason Crosby, Colorado (S)	2003-06	71-95	.747	39-45	32-50	60	2
Sam Swank, Wake Forest (S)	2005-SA	70-90	.778	43-50	27-40	53	2
Barry Belli, Fresno St. (S)	1984-87	70-99	.707	47-53	23-46	55	5
Roman Anderson, Houston (S)	1988-91	70-101	.693	*61-*72	9-29	53	3
Nelson Welch, Clemson (S)	1991-94	70-100	.700	49-64	21-36	53	7
Stephen Gostkowski, Memphis(S)	2002-05	70-92	.761	47-59	23-33	53	0
Collin Mackie, South Carolina(S)	1987-90	69-95	.726	48-57	21-38	52	5
Andrew Wellock, Eastern Mich.(S)	2003-06	69-87	.793	50-55	19-32	52	0
Darren McCaleb, Southern Miss.(S)	2003-06	69-88	.784	49-54	20-34	50	2
Larry Roach, Oklahoma St. (S)	1981-84	68-101	.673	46-54	22-47	56	5
Gary Gussman, Miami (Ohio) (S)	1984-87	68-94	.723	50-57	18-37	53	2
Rusty Hanna, Toledo (S)	1989-92	68-99	.687	51-58	17-41	51	3
Shayne Graham, Virginia Tech (S)	1996-99	68-93	.731	48-57	20-36	53	5

*Record: **Record tied. @Record for minimum 55 attempts. ≠ Number of games in which his field goal(s) provided the winning margin. (S) Soccer-style kicker.





2008 OPPONENTS' SCHEDULES & RESULTS

BAYLOR BEARS (4-7, 2-5 BIG 12)

Table with dates and game results for Baylor Bears: Aug. 28 WAKE FOREST L, 13-41; Sept. 6 NORTHWESTERN ST. W, 51-6; Sept. 13 WASHINGTON ST. W, 45-17; Sept. 19 at Connecticut L, 28-31; Oct. 4 OKLAHOMA L, 17-49; Oct. 11 IOWA STATE W, 38-10; Oct. 18 at Oklahoma State L, 6-34; Oct. 25 at Nebraska L, 20-32; Nov. 1 MISSOURI L, 28-31; Nov. 8 at Texas L, 21-45; Nov. 15 TEXAS A&M W, 41-21; Nov. 29 at Texas Tech TBA

OLE MISS REBELS (7-4, 4-3 SEC)

Table with dates and game results for Ole Miss Rebels: Aug. 30 MEMPHIS W, 41-24; Sept. 6 at Wake Forest L, 28-30; Sept. 13 SAMFORD W, 34-10; Sept. 20 VANDERBILT L, 17-23; Sept. 27 at Florida W, 31-30; Oct. 4 SOUTH CAROLINA L, 24-31; Oct. 18 at Alabama L, 20-24; Oct. 25 at Arkansas W, 23-21; Nov. 1 AUBURN W, 17-7; Nov. 15 LOUISIANA-MONROE W, 59-0; Nov. 22 at LSU W, 31-13; Nov. 28 MISSISSIPPI STATE 12:30

FLORIDA STATE SEMINOLES (8-3, 5-3 ACC)

Table with dates and game results for Florida State Seminoles: Sept. 6 WESTERN CAROLINA W, 69-0; Sept. 13 CHATTANOOGA W, 46-7; Sept. 20 WAKE FOREST L, 3-12; Sept. 27 vs. Colorado W, 39-21; Oct. 4 at Miami W, 41-39; Oct. 16 at NC State W, 26-17; Oct. 25 VIRGINIA TECH W, 30-20; Nov. 1 at Georgia Tech L, 28-31; Nov. 8 CLEMSON W, 41-27; Nov. 15 BOSTON COLLEGE L, 17-27; Nov. 22 at Maryland W, 37-3; Nov. 29 FLORIDA 3:30

NAVY MIDSHIPMEN (6-4)

Table with dates and game results for Navy Midshipmen: Aug. 30 TOWSON W, 41-13; Sept. 5 at Ball State L, 23-35; Sept. 13 at Duke L, 31-41; Sept. 20 RUTGERS W, 23-21; Sept. 27 at Wake Forest W, 24-17; Oct. 4 at Air Force W, 33-27; Oct. 18 PITTSBURGH L, 21-42; Oct. 25 SMU W, 34-7; Nov. 1 TEMPLE W, 33-27 (OT); Nov. 15 vs. Notre Dame L, 21-27; Nov. 25 at Northern Illinois 7:00; Dec. 6 vs. Army 12:00

CLEMSON TIGERS (6-5, 4-4 ACC)

Table with dates and game results for Clemson Tigers: Aug. 30 vs. Alabama L, 10-34; Sept. 6 THE CITADEL W, 45-17; Sept. 13 NC STATE W, 27-9; Sept. 20 S.C. STATE W, 54-0; Sept. 27 MARYLAND L, 17-20; Oct. 9 at Wake Forest L, 7-12; Oct. 18 GEORGIA TECH L, 17-21; Nov. 1 at Boston College W, 27-21; Nov. 8 at Florida State L, 27-41; Nov. 15 DUKE W, 31-7; Nov. 22 at Virginia W, 13-3; Nov. 29 SOUTH CAROLINA 12:00

MARYLAND TERRAPINS (7-4, 4-3 ACC)

Table with dates and game results for Maryland Terrapins: Aug. 30 DELAWARE W, 14-7; Sept. 6 at Middle Tenn. State L, 14-24; Sept. 13 CALIFORNIA W, 35-27; Sept. 20 EASTERN MICHIGAN W, 51-24; Sept. 27 at Clemson W, 20-17; Oct. 4 at Virginia L, 0-31; Oct. 18 WAKE FOREST W, 26-0; Oct. 25 NC STATE W, 27-24; Nov. 6 at Virginia Tech L, 13-23; Nov. 15 NORTH CAROLINA W, 17-15; Nov. 22 FLORIDA STATE L, 3-37; Nov. 29 at Boston College 3:30

MIAMI HURRICANES (7-4, 4-3 ACC)

Table with dates and game results for Miami Hurricanes: Aug. 28 CHARLESTON SOUTH. W, 52-7; Sept. 6 at Florida L, 3-26; Sept. 20 at Texas A&M W, 41-23; Sept. 27 NORTH CAROLINA L, 24-28; Oct. 4 FLORIDA STATE L, 39-41; Oct. 11 UCF W, 20-14; Oct. 18 at Duke W, 49-31; Oct. 25 WAKE FOREST W, 16-10; Nov. 1 at Virginia W, 24-17 (OT); Nov. 13 VIRGINIA TECH W, 16-14; Nov. 20 at Georgia Tech L, 23-41; Nov. 29 at NC State 12:00

DUKE BLUE DEVILS (4-7, 1-6 ACC)

Table with dates and game results for Duke Blue Devils: Aug. 30 JAMES MADISON W, 31-7; Sept. 6 NORTHWESTERN L, 20-24; Sept. 13 NAVY W, 41-21; Sept. 27 VIRGINIA W, 31-3; Oct. 4 at Georgia Tech L, 27-0; Oct. 18 MIAMI L, 31-49; Oct. 25 at Vanderbilt W, 10-7; Nov. 1 at Wake Forest L, 30-33 (OT); Nov. 8 NC STATE L, 17-27; Nov. 15 at Clemson L, 7-31; Nov. 22 at Virginia Tech L, 3-14; Nov. 29 NORTH CAROLINA 3:30

VIRGINIA CAVALIERS (5-6, 3-4 ACC)

Table with dates and game results for Virginia Cavaliers: Aug. 30 USC L, 7-52; Sept. 6 RICHMOND W, 16-0; Sept. 13 at Connecticut L, 10-45; Sept. 27 at Duke L, 3-31; Oct. 4 MARYLAND W, 31-0; Oct. 11 EAST CAROLINA W, 35-20; Oct. 18 N. CAROLINA W, 16-13 (OT); Oct. 25 at Georgia Tech W, 24-17; Nov. 1 MIAMI L, 17-24 (OT); Nov. 8 at Wake Forest L, 17-28; Nov. 22 CLEMSON L, 3-13; Nov. 29 at Virginia Tech 12:00

NC STATE WOLFPACK (5-6, 3-4 ACC)

Table with dates and game results for NC State Wolfpack: Aug. 28 at South Carolina L, 0-34; Sept. 6 WILLIAM & MARY W, 34-24; Sept. 13 at Clemson L, 9-27; Sept. 20 EAST CAROLINA W, 30-24 ot; Sept. 27 SOUTH FLORIDA L, 10-41; Oct. 4 BOSTON COLLEGE L, 31-38; Oct. 16 FLORIDA STATE L, 17-26; Oct. 25 at Maryland L, 24-27; Nov. 8 at Duke W, 27-17; Nov. 15 WAKE FOREST W, 21-17; Nov. 22 at North Carolina W, 41-10; Nov. 29 MIAMI 12:00

BOSTON COLLEGE EAGLES (8-3, 4-3 ACC)

Table with dates and game results for Boston College Eagles: Aug. 30 at Kent State W, 21-0; Sept. 6 GEORGIA TECH L, 16-19; Sept. 20 UCF W, 34-7; Sept. 27 RHODE ISLAND W, 42-0; Oct. 4 at NC State W, 38-31; Oct. 18 VIRGINIA TECH W, 28-23; Oct. 25 at North Carolina L, 24-45; Nov. 1 CLEMSON L, 21-27; Nov. 8 NOTRE DAME W, 17-0; Nov. 15 at Florida State W, 27-17; Nov. 22 at Wake Forest W, 24-21; Nov. 29 MARYLAND 3:30

VANDERBILT COMMODORES (6-5, 4-4 SEC)

Table with dates and game results for Vanderbilt Commodores: Aug. 28 at Miami (Ohio) W, 34-13; Sept. 4 SOUTH CAROLINA W, 24-17; Sept. 13 RICE W, 38-21; Sept. 20 at Ole Miss W, 23-17; Oct. 4 AUBURN W, 14-13; Oct. 11 at Mississippi State L, 14-17; Oct. 18 at Georgia L, 14-24; Oct. 25 DUKE L, 7-10; Nov. 8 FLORIDA L, 14-42; Nov. 15 at Kentucky W, 31-24; Nov. 22 TENNESSEE L, 10-20; Nov. 29 at Wake Forest 7:00

