



WAKE FOREST DEMON DEACON FOOTBALL



GAME #12 ❖ WAKE FOREST AT VANDERBILT ❖ NOV. 27, 2010 ❖ VANDERBILT STADIUM



WAKE FOREST (2-9, 1-7) AT VANDERBILT (2-9, 1-7)

Date: November 27, 2010

Time: 7:30 p.m. ET

Site: Nashville, TN

Stadium: Vanderbilt Stadium (39,790)

TV: CSS. Matt Stewart (play-by-play) and Chris Doering (analyst) will have the call.

Radio: Wake Forest ISP Sports Radio Network. Stan Cotten (play-by-play), Ricky Proehl (color) and Dave Goren (sidelines) call the action. Also available on Sirius 213 and XM 191.

Records: Wake Forest is 2-9 overall and 1-7 in the ACC after dropping a 30-10 decision to Clemson on Senior Day last Saturday. Vanderbilt brings a 2-9 overall record and a 1-7 mark in SEC games into Saturday's contest. The Commodores are coming off a 24-10 loss to Tennessee last Saturday.

Rankings: Wake Forest and Vanderbilt are both currently unranked.

Wake Forest Coach Jim Grobe: Grobe (Virginia '75) is in his 10th season at Wake Forest and has a record of 61-60 with the Deacons. Grobe, who spent six seasons at Ohio University, is in his 16th year as a head coach and has a career mark of 94-93-1.

Vanderbilt Coach Robbie Caldwell: Caldwell (Furman '76) is in his first year as the Vanderbilt head coach after taking over for Bobby Johnson before the start of the 2010 season. Caldwell is 2-9 in his first season at the helm of the Commodores.

WAKE FOREST MEDIA RELATIONS

Address..... PO Box 7426
..... Winston-Salem, NC 27109
Phone..... (336) 758-5640
Fax..... (336) 758-5140
Website..... www.WakeForestSports.com
Assistant AD/Media Relations (FB Contact)
..... Steve Shutt
Email..... shuttsj@wfu.edu
Office..... (336) 758-5640
Cell..... (336) 970-7512
Admin. Asst. (FB Credentials)..... Emily Richey
Email..... richem@wfu.edu
Secondary FB Contact..... Gary Petit
Email..... petitgm@wfu.edu
Assistant Director..... Scott Wortman
Assistant Director..... Chad Crunk
Media Relations Assistant..... Steven Wright
Media Relations Intern..... Alex Botoman
Pressbox Phone..... (336) 896-9159

WAKE FOREST TRAVELS TO VANDERBILT IN REGULAR SEASON FINALE

Wake Forest closes the 2010 season on Saturday when it travels to Nashville to face the Vanderbilt Commodores. The game is set to kickoff at 7:30 p.m. and will be televised on Comcast/Charter Sports Southeast. The game is also available on the Wake Forest ISP Sports Radio Network.

The Demon Deacons (2-9, 1-7 ACC) are coming off a 30-10 loss to Clemson last Saturday in the 2010 home finale at BB&T Field. The Tigers scored the game's first 23 points before Wake Forest added a field goal and a Josh Harris rushing touchdown in the fourth quarter.

Jimmy Newman got Wake Forest on the scoreboard with a 45-yard field goal in the fourth quarter. The field goal was Newman's 10th consecutive made field goal, bringing him one made field goal away from tying the school record.

Harris accounted for the only Demon Deacon touchdown in the contest, scoring on a 1-yard run in the final quarter. The touchdown was his sixth rushing TD of the season. He finished the game with 38 yards on nine carries.

Daniel Mack picked off a pass for the second straight home game and finished with a career-high eight tackles to lead the Wake Forest defense. Hunter Haynes also tied for the team high with eight stops.

Vanderbilt (2-9, 1-7 SEC) dropped a 24-10 decision to Tennessee in its most recent game. The Commodores cut the lead to 17-10 late in the fourth quarter, but a late Volunteer touchdown put the game out of reach.

WHAT'S INSIDE

Schedule Notes.....	2
Game Week Info.....	2
Deacon Notes.....	3-7
National Polls.....	4
Quick Facts & Radio Info.....	6
Wake's Record When.....	8
Series History.....	9
ACC.....	11
Head Coach Jim Grobe.....	12
Depth Chart.....	13
Pronunciation Guide.....	14
Probable Starters.....	14
Numerical Roster.....	15-16
Recaps/Box Scores.....	17-22
Season Statistics.....	23-29
Season/Career Highs.....	30-32
Ind. Game-by-Game.....	33-53
The Last Time.....	54
Opponents' Schedules.....	55

QUICKIE NOTES

■ Wake Forest has defeated Vanderbilt in three of the last four games played in Nashville, including a 31-17 win in 2007.

■ Wake Forest place kicker Jimmy Newman has made 10 straight field goals and is one made field goal away from tying the school record of consecutive made field goals, currently held by Sam Swank, who made 11 straight field goals during the 2005 season.

NEXT UP...

Saturday's game marks the final game for Wake Forest in the 2010 season. The Deacs open the 2011 season at Syracuse.

DEACON STORYLINES

Page 3: Newman Continues Field Goal, PAT Streaks

Page 3: Mack has Career Day vs. Clemson

Page 4: WR Marshall Williams throws 'em and catches 'em.

Page 4: The Deacs continue a tough stretch of games.

SERIES HISTORY

For more series info, see page 9.

Overall: Vanderbilt leads 7-5

At Wake Forest: 2-4

At BB&T Field: 2-4

At Vanderbilt: 3-3

At Vanderbilt Stadium: 3-3

Jim Grobe vs. Vanderbilt: 2-1

Robbie Caldwell vs. Wake: 0-0

Current Streak: Won 2

Last 10 Meetings: 4-6

Largest WFU Win: 34 in 1992 (40-6)

Largest Vanderbilt Win: 21 in 1994 (35-14)

Last Meeting: Wake Forest won 23-10, Nov. 29, 2008 at BB&T Field.

LAST 10 SERIES RESULTS

Year	W/L	Site	Score
2008	W	H	23-10
2007	W	A	31-17
2005	L	H	20-24
2000	L	H	10-17
1994	L	A	14-35
1993	L	H	12-27
1992	W	A	40-6
1990	W	A	56-28
1977	L	H	0-3
1976	L	A	24-27

WAKE FOREST DEMON DEACONS (2-9, 1-7 ACC)

Sept. 2	PRESBYTERIAN (ESPN3.com)	W, 53-13
Sept. 11	DUKE (Raycom)	W, 54-48
Sept. 18	at #19 Stanford (ESPN2)	L, 24-68
Sept. 25	at Florida State (ABC)	L, 0-31
Oct. 2	GEORGIA TECH (ESPNU)	L, 20-24
Oct. 9	NAVY (ESPN3.com)	L, 27-28
Oct. 16	at Virginia Tech (ESPNU)	L, 21-52
Oct. 30	at Maryland (ESPNU)	L, 14-62
Nov. 6	BOSTON COLLEGE (ESPN3.com)	L, 13-23
Nov. 13	at NC State (ESPN3.com)	L, 3-38
Nov. 20	CLEMSON (ESPN3.com)	L, 10-30
Nov. 27	at Vanderbilt (CSS)	7:30

VANDERBILT COMMODORES (2-9, 1-7 SEC)

Sept. 4	NORTHWESTERN	L, 21-23
Sept. 11	LSU	L, 3-27
Sept. 18	at Ole Miss	W, 28-14
Oct. 2	at Connecticut	L, 21-40
Oct. 9	EASTERN MICHIGAN	W, 52-6
Oct. 16	at Georgia	L, 0-43
Oct. 23	SOUTH CAROLINA	L, 7-21
Oct. 30	at Arkansas	L, 14-49
Nov. 6	FLORIDA	L, 14-55
Nov. 13	at Kentucky	L, 20-38
Nov. 20	TENNESSEE	L, 10-24
Nov. 27	WAKE FOREST	7:30





2010 DEMON DEACON FOOTBALL

GAME #12 ❖ WAKE FOREST AT VANDERBILT ❖ NOV. 27, 2010 ❖ VANDERBILT STADIUM



GAME WEEK

Weekly Press Conference

Wake Forest's weekly press conference begins each Tuesday at 11 a.m. in the Rovere Room of the Miller Center on campus. Selected players are available first, followed by lunch and then Jim Grobe at 12:15 p.m. Any specific player requests must be made before noon on Monday. Transcripts of the press conference will be e-mailed and posted on WakeForestSports.com. A live video feed of the press conference is available and later archived on WakeForestSports.com.

ACC Weekly Teleconference

Jim Grobe participates in the ACC's weekly teleconference every Wednesday at 10:30 a.m. For the media access number, contact the ACC Media Relations Office or the Wake Forest Media Relations Office. The teleconference is archived online at theACC.com.

Covering Practice

Wake Forest typically conducts its practices on campus at the Doc Martin Practice Complex adjacent to the Pruitt Football Center. Please contact the Media Relations Office when you'd like to attend. Coach Grobe is available in person every day of the week and players are available Monday through Wednesday before practice.

The Jim Grobe Show Pres. by BB&T

Coach Grobe's weekly call-in radio show with the Voice of the Deacons Stan Cotten airs Thursday nights on the Wake Forest ISP Network and online at www.WakeForestSports.com.

Coach Grobe Interviews

Aside from the previously mentioned Tuesday press conference, Wednesday teleconference and radio show, Jim Grobe is available for phone interviews on Monday afternoons by appointment only and on a first-come, first-served basis. Please schedule those with the Media Relations Office.

Player Interviews

Players are available at Tuesday's weekly press conference and before practice Monday through Wednesday. Phone interviews will be scheduled on an individual basis, contingent on class schedules. Please schedule those with the Media Relations Office.



PRESBYTERIAN
SEPTEMBER 2
BB&T FIELD
W, 53-13
ESPN3.COM

Wake Forest opened the season with a 53-13 victory over Presbyterian. The Deacons raced out to a 28-0 lead and led 35-7 at halftime. Four different Demon Deacon quarterbacks attempted and completed their first career passes. The 53 points were the most scored by the Deacs in a season-opener since 1941 and the most scored in a home game since moving to Winston-Salem.



DUKE
SEPTEMBER 11
BB&T FIELD
W, 54-48
RAYCOM

The Deacs outlasted Duke 54-48 in the second-highest scoring contest ever played between two ACC teams. Wake topped 50 points in consecutive games for the first time in school history and its 28 second-quarter points also tied a school record. Freshman quarterback Tanner Price was 12-of-19 passing for 190 yards and three touchdown passes while also recording a touchdown on the ground.



AT STANFORD
SEPTEMBER 18
STANFORD, CALIF.
L, 24-68
ESPN2

No. 19 Stanford scored a touchdown on each of its first eight drives to cruise to a 68-24 win and hand Wake Forest its first loss of the season. The Deacs allowed 60 points in a game for the first time since November 21, 1998, in a 63-35 loss to Georgia Tech. Tanner Price made his first collegiate start at quarterback and ran for a team-high 65 yards and a TD. Michael Campanaro also scored a TD with 41 yards rushing.



AT FLORIDA ST.
SEPTEMBER 25
TALLAHASSEE, FLA.
L, 0-31
ABC

Wake Forest suffered its first conference loss of the season, falling 31-0 at Florida State. The Deacs were shutout in a game for the first time since October 18, 2008, when the Deacs were blanked 28-0 at Maryland. Alex Frye and Kyle Wilber had 11 tackles each to lead Wake Forest. Wilber also had three tackles for loss, two sacks and a forced fumble, while Joey Ehrmann had a forced fumble and a fumble recovery.



GEORGIA TECH
OCTOBER 2
BB&T FIELD
L, 20-24
ESPN

Georgia Tech scored 18 fourth-quarter points to come from behind and defeat Wake Forest, 24-20. The Deacs took a 20-17 lead on a 26-yard field goal by Jimmy Newman with 2:21 left in the game, but the Yellow Jackets drove 69 yards for the game-winning touchdown. Josh Adams eclipsed 2,000 career rushing yards, rushing for 101 yards and a touchdown in the loss.



NAVY
OCTOBER 9
BB&T FIELD
L, 27-28
ESPN3.COM

Wake Forest suffered a last-minute loss for the second straight week as Navy scored the game-winning touchdown with 26 seconds left to defeat the Demon Deacons 28-27. Freshman quarterback Tanner Price had the best game of his young career, throwing for 326 yards and accounting for three touchdowns, two in the air and one on the ground. Nine different receivers caught a pass for the Deacs in the game.



AT VA. TECH
OCTOBER 16
BLACKSBURG, VA.
L, 21-52
ESPNU

Virginia Tech scored 49 first half points en route to handing the Demon Deacons their fifth consecutive loss, a 52-21 setback. The 49 points scored by the Hokies in the first half tied the Wake Forest school record for most points allowed in a half. Josh Harris was the bright spot for the Deacs, rushing for 241 yards and two touchdowns on 20 carries. Chris Givens also had two catches for 84 yards and a touchdown.



AT MARYLAND
OCTOBER 30
COLLEGE PARK, MD.
L, 14-62
ESPNU

Maryland broke open a 10-7 game with 45 unanswered points to defeat Wake Forest 62-14. The loss was the sixth straight for the Deacs, the longest losing streak under head coach Jim Grobe. Terence Davis caught his first career touchdown pass in the loss. Chris Givens and Marshall Williams each attained receiving milestones, with Givens reaching 1,000 receiving yards and Williams eclipsing 100 career receptions.



BOSTON COLL.
NOVEMBER 6
BB&T FIELD
L, 13-23
ESPN3.COM

Boston College took advantage of five Wake Forest turnovers to defeat the Demon Deacons, 23-13. The loss was the seventh straight for the Deacs. Chris Givens caught a touchdown and had 96 yards receiving to lead the Wake Forest offense. Wide receiver Marshall Williams threw his second touchdown pass of the year. Kyle Wilber led the Wake defense with eight tackles, while Joey Ehrmann and Daniel Mack each had an interception.



AT NC STATE
NOVEMBER 13
RALEIGH, NC
L, 3-38
ESPN3.COM

Wake Forest controlled the clock in the first half and trailed just 10-3 at halftime but NC State took over in the second half and posted four touchdowns to pull out a 38-3 victory. State's Nate Irving led all tacklers with 13 stops, including eight for loss. Michael Campanaro led the Deacs offensively with 67 yards on 19 carries. Jimmy Newman made his ninth-straight field goal in the loss.



CLEMSON
NOVEMBER 20
BB&T FIELD
L, 10-30
ESPN3.COM

Clemson shifted the momentum with a touchdown late in the first half and would never relinquish it en route to a 30-10 victory. CU's Jamie Harper ran for 142 yards on the day and Kyle Parker was 15-of-17 for 194 yards and two scores. Wake's Tanner Price finished the day 17-of-30 for 151 yards and placekicker Jimmy Newman extended his consecutive field goal streak to 10 with a 45-yarder in the fourth quarter.



AT VANDERBILT
NOVEMBER 27
NASHVILLE, TENN.
7:30
CSS

Wake Forest finishes the regular season at Vanderbilt as part of a non-conference series that runs through 2015. First year head coach Robbie Caldwell is directing the Vandy program through the SEC after taking over for Bobby Johnson prior to the start of fall training camp. Wake Forest has won three of the last four games played in Nashville, including a 31-17 victory in 2007.



ACC CHAMPIONSHIP
DECEMBER 4
CHARLOTTE, NC
7:45
ESPN

Now in its seventh year, the Dr. Pepper ACC Championship Game will be held at Bank of America Stadium in Charlotte, N.C. The Championship was played in Jacksonville for three seasons before moving to Tampa Bay for 2008 and 2009. The game will kickoff at 7:45 p.m. and will be carried by ESPN. Wake Forest won the 2006 ACC Championship Game, defeating Georgia Tech 9-6.





2010 DEMON DEACON FOOTBALL

GAME #12 ❖ WAKE FOREST AT VANDERBILT ❖ NOV. 27, 2010 ❖ VANDERBILT STADIUM

NOTING THE CLEMSON GAME

- Wake Forest won the coin toss for the first time since the Stanford game on Sept. 18.
- RS senior Marshall Williams had his first career incomplete pass on Wake Forest's first play from scrimmage. He was 5-for-5 entering the game.
- RS junior Cameron Ford had a season-long 34-yard reception from freshman Tanner Price to set up RS freshman Josh Harris' one-yard touchdown run with just over six minutes left in the fourth quarter.
- Harris' touchdown run was his sixth of the season.
- RS freshman Mike Olson tied a career-high with seven tackles, while RS sophomore Kevin Smith set a new career-high with seven tackles. Smith also had 1.5 tackles for loss and half a sack.
- Freshman A.J. Marshall and redshirt freshman Zach Thompson each recorded the first sack of their collegiate careers.

NEWMAN CONTINUES FIELD GOAL, PAT STREAKS

Sophomore place kicker Jimmy Newman is enjoying his most successful stretch of games in his young collegiate career. With his 45-yard field goal in the fourth quarter against Clemson, Newman extended his streak of consecutive made field goals to 10, which ranks as tied for the second longest in school history. He is one made field goal away from tying the Wake Forest record of 11 straight held by Sam Swank. For the season, Newman is 10-of-11 on field goal attempts.

Newman also has an impressive extra point streak going, making all 61 PAT attempts in his collegiate career. The 61 straight extra points made places him in second in Wake Forest history. Swank holds the record with 121 consecutive PATs made.

MACK HAS CAREER DAY VS. CLEMSON

Redshirt freshman Daniel Mack had the best game of his young collegiate career last Saturday vs. Clemson. For the second straight home game, Mack intercepted a pass, picking off Clemson quarter Taj Boyd early in the fourth quarter. The pick was his second of the season. Mack also had a career-high eight tackles against the Tigers.

CAMPANARO SHIFTS TO THE BACKFIELD

Redshirt freshman Michael Campanaro made his debut in the Demon Deacon backfield at NC State and turned in an impressive opening performance. Campanaro finished the game with a career-high 67 yards on a career-best 19 carries. He doubled his rushing output for the season in the game, as entering the contest he had carried the ball eight times for 51 yards. He also caught one pass for 18 yards. Campanaro had a more limited role in the Wake Forest backfield against Clemson, rushing the ball just two times for five yards.

WILBER KEEPS CLIMBING THE CHARTS

In just his third season of playing, redshirt junior Kyle Wilber is quickly moving up the list of several Wake Forest defensive records. With his 10th career sack against NC State, Wilber is just one sack shy of moving into the top 10 on the school's career sacks list. The record for career sacks at Wake Forest currently belongs to Mike McCrary (1989-92) with 30 sacks.

Wilber is also approaching the top eight in tackles for loss in a season at Wake Forest. For the year, Wilber has made 14.5 tackles behind the line of scrimmage and needs just 1.5 more tackles for loss to move into a tie for eighth. McCrary also holds the mark for tackles for loss in a season with 24 tackles for loss in 1992.

OKORO PICKS OFF WILSON, AGAIN

Redshirt sophomore Kenny Okoro intercepted NC State quarterback Russell Wilson for the second time in two games on November 13. Okoro made a one-handed catch late in the third quarter to record his second interception of the season and fifth of his career. Okoro also intercepted Wilson in the 2009 meeting, sealing Wake Forest's 30-24 win with an interception in the endzone with 2:02 to play.

RECEIVERS REACHING MILESTONES

Wide receivers Chris Givens, Marshall Williams and Devon Brown have all reached career milestones in recent weeks.

Against Maryland, Givens became the 29th player in school history to compile 1,000 receiving yards. He finished the game with three catches for six yards. Givens now has 79 catches for 1,134 yards in his career.

Williams reached the 100-reception plateau in the same game, finishing the afternoon with five catches for a team-high 62 yards. For his career, Williams now has 108 catches for 1,517 yards. He is the 22nd Deacon to record 100 career receptions. Williams currently ranks in a tie for 16th in school history with his 108 receptions.

Williams has compiled his stats in just three seasons after missing his entire redshirt freshman campaign due to an ankle injury suffered in the preseason.

Brown followed Givens two weeks ago against Boston College, becoming the 30th player in school history to record 1,000 career receiving yards. He also became the 23rd player with 100 career grabs as he hauled in a team-high six catches for 76 yards on the day. Brown has caught 106 career passes for 1,070 yards. Brown is 20th in school history with 106 receptions.

Brown was poised to reach both marks against Maryland but suffered a concussion on the opening kickoff. That also stopped his streak of 19 straight games with at least one reception.

Tight end Desmond Clark (1995-98) tops Wake Forest's list of career receptions with 216, while wide receiver Ricky Proehl (1986-89) caught 188 passes for a school-record 2,949 yards in his career.



ON THIS DATE IN DEACON FOOTBALL HISTORY... Nov. 27

1982: Playing in Tokyo, Clemson scored a 21-17 victory over Wake Forest in front of 80,000 fans at the Mirage Bowl. Gary Schofield completed 17 of 32 passes for 299 yards while freshman Michael Ramseur rushed for 89 yards.

1958 – Wake Forest finished their 1958 campaign on a disappointing note, losing to South Carolina 24-7. Wake struggled to get going on offense and we never able to click. Jerry Ball scored on a 72 yard catch, but that would be the only bright spot in the afternoon. Despite fumbling three times, the South Carolina Gamecocks won the game on the ground, amassing 227 rushing yards.

1947 – Wake Forest landed a goose egg for the third time this season, losing their fourth and final game to South Carolina 6-0. The Deacons were a two touchdown favorite going into the game, but again struggled under rainy conditions. Four Deacon passes were intercepted, which certainly did not help Wake's cause. George Pryor, playing in his last game in a black and gold uniform, had a standout performance in an otherwise dreary game for Wake Forest.

1899: In just the fourth game in school history, the Deacons lost 8-4 to Duke

Wake Forest is 1-9 all-time on Nov. 27.

TRUE FRESHMEN TO PLAY UNDER GROBE

Year	Player	Pos.
2001	Eric King* #	CB
2002	Chris Barclay*	RB
	Chris Davis*	WR/KR
	Ryan Plackemeier*	P
2003	De'Angelo Bryant	RB
	Jyles Tucker* #	DE
2004	Nick Jarvis*	LS
	Jeremy Thompson*	DE
2005	Chris DeGeare #*	OG
2006	None	
2007	Jordan Williams	WR
2008	Joe Looney #	OG
	Andrew Parker #	TE
	Chance Raines	C
2009	Tommy Bohanon #	FB
	Jimmy Newman #	PK
	Dominique Tate	CB
2010	Kevin Johnson #	CB
	A.J. Marshall #	CB
	Tanner Price #	QB

* - Has spent time in the NFL.

- Started at least 1 game as a true freshman.





2010 DEMON DEACON FOOTBALL

GAME #12 ❖ WAKE FOREST AT VANDERBILT ❖ NOV. 27, 2010 ❖ VANDERBILT STADIUM



NATIONAL POLLS

Associated Press (Week 13)

School	Rec.	Pts.	Last
1 Oregon (37)	10-0	1467	1
2 Auburn (13)	11-0	1430	2
3 Boise State (10)	10-0	1394	3
4 TCU	11-0	1340	4
5 Wisconsin	10-1	1196	6
6 LSU	10-1	1194	5
7 Stanford	10-1	1178	7
8 Ohio State	10-1	1088	8
9 Alabama	9-2	972	10
10 Oklahoma State	10-1	958	12
11 Michigan State	10-1	927	11
12 Arkansas	9-2	861	13
13 Virginia Tech	9-2	720	14
14 Oklahoma	9-2	650	16
15 Missouri	9-2	639	15
16 Nebraska	9-2	618	9
17 Texas A&M	8-3	573	18
18 South Carolina	8-3	559	17
19 Nevada	10-1	439	19
20 Arizona	7-3	268	23
21 NC State	8-3	238	NR
22 Florida State	8-3	232	NR
23 Utah	9-2	211	25
24 Iowa	7-4	100	21
25 Mississippi State	7-4	94	22

Opponents Receiving Votes: Navy 7

USA Today Coaches Poll (Week 13)

School	Rec.	Pts.	Last
1 Oregon (48)	10-0	1459	1
2 Auburn (4)	11-0	1398	2
3 Boise State (5)	10-0	1341	3
4 TCU (2)	11-0	1300	4
5 Wisconsin	10-1	1211	5
6 LSU	10-1	1175	6
7 Ohio State	10-1	1116	7
8 Stanford	10-1	1112	8
9 Oklahoma State	10-1	990	10
10 Michigan State	10-1	927	11
11 Alabama	9-2	885	12
12 Arkansas	9-2	784	13
13 Oklahoma	9-2	733	14
14 Virginia Tech	9-2	723	15
15 Nebraska	9-2	614	9
16 Missouri	9-2	585	16
17 South Carolina	8-3	577	17
18 Texas A&M	8-3	492	19
19 Nevada	10-1	456	18
20 Arizona	7-3	279	23
21 Florida State	8-3	243	NR
22 Utah	9-2	228	24
23 NC State	8-3	208	NR
24 Iowa	7-4	74	20
25 Mississippi State	7-4	68	2

Opponents Receiving Votes: Navy 7, Maryland 3

FIRST CAREER INTERCEPTIONS

Redshirt-freshman Daniel Mack picked off the first pass of his career in the first quarter against Boston College. The ball was tipped near the line of scrimmage by redshirt-freshman Nikita Whitlock, allowing Mack to run under the ball and make the catch.

In the fourth quarter, redshirt-sophomore Joey Ehrmann recorded his first-career interception. His INT set up redshirt-senior Marshall Williams' touchdown pass to redshirt-sophomore Chris Givens.

WAKE FOREST'S BIG PLAYS

Wake Forest has had its share of big plays this season. In fact, the Deacs are the only FBS team to have three plays of 80-plus yards on the year.

The three plays of 80-plus yards also marks the first time in school history the Deacons have had three plays of 80 yards or longer in the same season.

Josh Harris' 87-yard touchdown run at Virginia Tech is tied for the sixth-longest rush in the country this season, while Devon Brown's 85-yard touchdown run against Presbyterian is tied for the eighth-longest rush in the nation.

Wide receiver Marshall Williams' 81-yard scoring pass to Chris Givens is tied for the 15th-longest toss of the season.

TRUE FRESHMEN STARTERS

Three true freshmen have made at least one start each for the Demon Deacons this season. Quarterback Tanner Price and cornerbacks Kevin Johnson and A.J. Marshall have all found themselves in the starting lineup at some point this season.

This marks the first time in Jim Grobe's tenure that three true freshmen have started at least one game. Grobe's previous high for true freshmen starters was two, set during the 2008 and the 2009 seasons.

Price has started under center in six of the past seven games, beginning with the Stanford game on Sept. 18.

Marshall has made three starts in the secondary this season, most recently at Virginia Tech on Oct. 16.

Johnson made his first career start when he began the game at cornerback against Maryland on Oct. 30.

A total of 19 true freshmen have played for Grobe in his nine seasons at Wake, including nine over the past three seasons.

Grobe has built the Wake Forest program into an ACC contender in part by redshirting the vast majority of incoming freshmen. Grobe is not opposed to playing first-year players but insists that they be good enough to be on the field for 20 or 30 plays per game, not counting special teams.

TOUGH STRETCH

The Deacons are in the midst of a nine-game losing streak with all nine losses coming to teams that have clinched bowl eligibility.

Stanford is currently 10-1 and in the hunt for a Pac Ten title while Florida State is 8-3 and also in the running for a trip to Charlotte. Navy defeated East Carolina on Nov. 6 to become

bowl eligible while Georgia Tech also reached the six-win mark with a win over Duke last Saturday.

Virginia Tech got off to a slow start but is now 9-2 overall and perfect in ACC play while Maryland's victory over the Deacs on Oct. 30 made them bowl eligible. Boston College is now bowl eligible after winning four straight games, while NC State is 8-3 on the year and in the thick of the Atlantic Division race.

WILLIAMS THROWS 'EM AND CATCHES 'EM

Redshirt senior WR Marshall Williams joined an elite club on Sept. 11, against Duke when he threw a touchdown pass and also caught two scoring passes.

Williams hit Chris Givens with an 81-yard pass and caught scoring passes of 13 yards and 38 yards from Tanner Price.

The last Deacon to catch and throw a TD pass in the same game was D.J. Boldin at NC State in 2008. Boldin caught a 7-yard TD pass from Riley Skinner and also hit Marshall Williams with a 64-yard TD pass.

Williams then threw a second TD pass last Saturday against Boston College as he again hit Givens for a 41-yard TD strike in the fourth quarter.

QB RATING NEAR 1,000

Marshall Williams may lead the NCAA in passing efficiency if he had enough attempts to qualify. After the first incomplete pass of his career against Clemson, Williams' efficiency rating this season is 628.3.

For his career, with five completions in six attempts for 174 yards and two TDs, Williams has a 436.9 rating. The efficiency rating is based on completion percentage, yards per attempt, touchdown percentage and interception percentage.

JOSH HARRIS' RECORD-SETTING DAY AT VT

Making his first career start, redshirt-freshman RB Josh Harris carved-up the Virginia Tech defense for 241 yards and two touchdowns. Harris had touchdown runs of 33 and 87 yards in the game. Some notes on Harris' performance against the Hokies:

- Harris is the first Wake Forest player to run for more than 200 yards since Micah Andrews accomplished the feat against Vanderbilt on Sept. 1, 2005. Andrews finished with 254.
- Harris scored his second TD of the game on an 87-yard scamper in the second quarter. The rush was tied for the third-longest in school history with John Mackovic who did so at Virginia on Sept. 19, 1964. It was also tied for the fourth-longest rush in the NCAA FBS this season and was the longest Wake Forest play from scrimmage this year.
- Harris' 87-yard run was the longest since Freddie Summers went 90 yards against Maryland in 1968.
- The 87-yard TD run by Harris is the longest given up by Virginia Tech since Wesley McFadden of Clemson had an 89-yard run in 1987, Frank Beamer's first game as head coach of the Hokies.
- Harris' 241 yards are the most yards Virginia Tech has ever allowed on the ground by an individual. The previous high was 239 by Paul Palmer of Temple in 1986.
- Harris' 241 yards on the ground are tied for the fifth-most in the NCAA FBS this season. He is tied with Nebraska's Taylor Martinez.
- The 241 yards by Harris are the sixth-highest single-game total in Wake Forest history.

FIGHTING FIRE WITH FIRE

Navy came into the game on Oct. 9, with the No. 1-ranked pass defense in the country and what was Wake's plan of attack, to throw the ball of course.

Freshman quarterback Tanner Price had 53 pass attempts in the game, which was the eighth-highest total in school history. He completed 37 of those passes to nine different receivers. His 37 pass completions ranked sixth-most in a single game.

NUMBER CHANGES

The following players chose, or were assigned, new numbers following the end of the 2009 season.

Player	Old	New
Ramon Booi	95	99
Brendan Cross	14	15
Bryson Dunmeyer	92	64
Duran Lowe	38	26
Daniel Mack	36	23
Kevin Smith	34	95
Josh Strickland	36	18





2010 DEMON DEACON FOOTBALL

GAME #12 ❖ WAKE FOREST AT VANDERBILT ❖ NOV. 27, 2010 ❖ VANDERBILT STADIUM

Price's top receiver was senior Devon Brown, who caught a season-high 10 passes for 59 yards. Chris Givens also had a good night, catching a season-high seven passes for a team-best 60 yards. Givens also hauled in his second touchdown pass of the year.

Senior wide-out Danny Dembry and freshman Michael Campanaro each caught four passes on the night, which was a career-high for both. Dembry finished with a career-high 51 yards while Campanaro also finished with a career-high 44 yards.

The backfield also got in on the action as tailback Josh Harris caught the first three passes of his career. Fullback Tommy Boahanon also recorded three catches in the game, which marked the first multiple reception game of his career.

The 326 passing yards against Navy were the most for the Deacons this season and accounts for over a third of their season total.

PRICE SETS FROSH PASSING RECORDS

Tanner Price set almost every school single game passing record while making his first home start on October 9 against Navy.

Price completed 37 of 53 passes for 326 yards and two touchdowns vs. Navy. It was the best performance by a true freshman quarterback in Wake Forest history.

Price bested the previous marks of 18 completions, 36 attempts and 205 passing yards set by David Webber in 1978 against North Carolina. Price threw an 11-yard scoring pass to Chris Givens and a 12-yarder to Devon Brown.

The Austin, Texas, native now has seven touchdown passes on the year, breaking the previous mark for true freshmen of three set by Anthony Young in 2000.

Price continues to set single-season passing marks for a true freshman as the season progresses. His 151 passing yards against Clemson brought his season total to 1,276 yards, besting the previous record of 1,070 held by David Webber. Price also eclipsed Webber's record of most completions by a true freshman, as he now has 127 completions on the season, bettering the previous record of 101 completions.

WOODLIEF FIGURED OUT THE OPTION

Redshirt senior linebacker Matt Woodlief has posted four of his best games against triple option teams.

Woodlief had eight tackles against Georgia Tech on Oct. 2, including three for a loss, which was a career-high. He then made six stops, including two behind the line of scrimmage, last Saturday against Navy.

Woodlief had 12 tackles vs. Navy and six against Georgia Tech in 2009.

For the year, Woodlief is second on the team with 10.5 tackles for loss and his 54 stops are tied for the fourth-most on the squad.

ADAMS CLEARS 100

Against Georgia Tech on Oct. 2, redshirt senior RB Josh Adams became the first Demon Deacon to rush for over 100 yards in a game in nearly two years.

Adams carried 20 times for 101 yards and one touchdown. It was the first 100-yard effort by a Wake individual since Kevin Harris rushed for 136 yards against Navy in the EagleBank Bowl in 2008.

ADAMS SURPASSES 2,000 CAREER RUSHING YARDS

Adams also became just the 10th player in Wake Forest history to rush for over 2,000 yards in his career. He broke the mark on a season-long 57-yard run in the first quarter against Georgia Tech on Oct. 2.

Adams now has 2,170 career rushing yards and is just 33 yards away from moving into ninth place. With 85 career receptions, Adams is just the fourth player in school history to collect 2,000 yards rushing and 80 receptions in a career. The others are Michael Ramseur (1982-85), Morgan Kane

(1996-99) and John Leach (1990-93). Adams also became just the ninth player in school history to rush the ball over 500 times in a career.

BP REACHES 1,000

With 34 rushing yards against Stanford on Sept. 18, redshirt-junior Brandon Pendergrass became the 33rd Demon Deacon to eclipse 1,000 career rushing yards. Pendergrass has carried the ball a total of 257 times in his career and now has 1,042 yards. He's averaging 4.1 yards per carry in his career.

The Royal Palm Beach, Fla., native has also reached the endzone eight times in his career and the Deacs are 6-2 in those eight games.

FRESHMAN STARTING QUARTERBACKS

When Tanner Price made his first collegiate start against Stanford, he was just the fourth true freshman QB starter in the country this season.

Price finished the game 8-of-18 for 76 yards and one interception. He also led the team on the ground with 65 yards and a career-high 28-yard TD run.

There have now been a total of 16 true-freshmen quarterbacks to start a game this season. The other true-freshmen starters are Penn State's Rob Bolden, Colorado State's Pete Thomas*, Central Florida's Jeff Godfrey, BYU's Jake Heaps, New Mexico's Tarean Austin and Stump Godfrey, Memphis' Ryan Williams, Boston College's Chase Rettig, Rutgers' Chas Dodd, Buffalo's Alex Zordich, Houston's David Piland, Tennessee's Tyler Bray, Stephen Morris of Miami-Fla., Andrew Manley of New Mexico State and Sean Robinson of Purdue. (*-- Thomas is the nation's only true freshman to start each of his team's games this year.)

TRUE FRESHMAN QUARTERBACKS AT WAKE

When Tanner Price quarterbacked the Deacons in the second half of the Presbyterian game, it marked the first time since 2000, and the first time under Jim Grobe, that a true freshman had been at QB.

The last true freshman to quarterback the Deacons had been Anthony Young in 2000. In addition, research shows that Price is just the third left-handed quarterback in school history, joining Larry Russell (1969-71) and Phil Barnhill (1989-90).

Price is the first Texas native to appear at quarterback for Wake since Karl Sweetan (Dallas) in 1963.

DEACON QUARTERBACK SHUFFLE

Following the graduation of four-year starter Riley Skinner, the Deacons knew the quarterback position would be a question mark entering this season.

Wake Forest has used four different quarterbacks, all of which have seen significant action. Sophomore Ted Stachitas and true freshman Tanner Price have each started three games. Junior Skylar Jones and redshirt freshman Brendan Cross have also seen action.

The Deacons used three different quarterbacks on its first four possessions against Georgia Tech. Stachitas started and played the first two possessions before leaving with an injury.

Cross came on for two offensive series before leaving with an injury of his own. Jones started the fourth drive and saw the rest of the action under center.

Price was ruled out of Georgia Tech game after suffering a concussion on Sept. 25 at Florida State. But he did return to start against Navy and promptly led the team to a touchdown on the opening possession.

Price then played the entire game and set new Wake Forest true freshman passing records as he was 37-of-53 for 326 yards and two TDs.

On the season, Price is the team's leading passer with 1,276 yards and seven touchdowns. Stachitas, who is third on the team in rushing, has run for two touchdowns while Price has picked-up three scores on the ground.



GEOGRAPHICAL ROSTER BREAKDOWN

FLORIDA (27)	
Jacksonville.....	8
Ponte Vedra.....	5
Pahokee.....	3
Apopka, Cape Coral, Key Biscayne, Lake Worth, Miami, Naples, North Fort Myers, Orange Park, Plant City, Royal Palm Beach, Tampa.....	1
NORTH CAROLINA (33)	
Winston-Salem.....	7
Durham.....	4
Cary.....	3
Raleigh.....	2
Ahoskie, Catawba, Charlotte Fayetteville, Greensboro, Kannapolis, Lexington, Mount Gilead, Pinehurst, Pittsboro, Rockingham, Rocky Mount, Roxboro, Sanford, Statesville, Wilmington, Woodleaf.....	1
GEORGIA (11)	
Alpharetta.....	2
Augusta, Ball Ground, Douglasville, Gainesville, Habersham, Lilburn, Rome, Suwanee, Tucker.....	1
TEXAS (7)	
Wylie.....	3
Austin, Duncanville, Grapevine, Plano.....	1
VIRGINIA (5)	
Ashburn.....	4
Lynchburg.....	1
MARYLAND (4)	
Clarksville.....	2
Baltimore, Frederick.....	1
ALABAMA (2)	
Oxford, Prattville.....	1
KENTUCKY (2)	
Crestview Hills, Lexington.....	1
TENNESSEE (2)	
Knoxville, Memphis.....	1
CALIFORNIA (1)	
Alamo.....	1
COLORADO (1)	
Parker.....	1
MISSOURI (1)	
Columbia.....	1
NEW YORK (1)	
White Plains.....	1
OHIO (1)	
Middletown.....	1
SOUTH CAROLINA (1)	
Anderson.....	1
WASHINGTON, DC (1)	
Washington, DC.....	1





2010 DEMON DEACON FOOTBALL

GAME #12 ❖ WAKE FOREST AT VANDERBILT ❖ NOV. 27, 2010 ❖ VANDERBILT STADIUM



UNIVERSITY QUICK FACTS

Location . . . Winston-Salem, NC 27109
 Founded 1834
 Enrollment 4,569 undergraduate
 Colors Old Gold & Black
 Stadium BB&T Field (31,500)
 Surface FieldTurf
 Conference Atlantic Coast
 President Dr. Nathan O. Hatch
 Athletic Director Ron Wellman
 Athletic Dept. Phone . . . (336) 758-5616
 Ticket Office Phone . . . (888) 758-DEAC

PROGRAM HISTORY

First Year of Football 1888
 Season of Football 109th
 Bowl Appearances Nine (6-3)
 Last Bowl Game 2008 EagleBank
 All-Time Record 413-602-33 (.410)
 All-Time ACC Record 120-276-5 (.305)

TEAM INFORMATION

2009 Overall Record 5-7
 ACC Record/Finish 3-5 (4th Atl.)
 Letterwinners Returning 47
 (21 offense, 23 defense, 3 specialist)
 Letterwinners Lost 22
 (13 offense, 8 defense, 1 specialist)
 Starters Returning/Lost 16/10
 Offense 6/5
 Defense 7/4
 Special Teams 3/1

WAKE FOREST ISP RADIO NETWORK

Play-By-Play Announcer . . . Stan Cotten
 Analyst Ricky Proehl
 Analyst Chuck Ramsey
 Sideline Dave Goren
 Engineer Josh Nixon
 Spotter Clent Gentry
 Studio Host Cabell Philpott
 President Ben Sutton, Jr.
 General Manager Derek Morel
 Associate G.M. Matt Wrynn
 Assistant G.M. Andrew Bond

WAKE FOREST SUPPORT STAFF

Strength & Conditioning . . . Ethan Reeve
 Athletic Trainer Don Steelman
 Athletic Trainer Chris Ina
 Athletic Trainer Greg Collins
 Equipment Man. Demetrius Gibson
 Video Coordinator Allen Franklin
 Academic Counselor . . . Hunter Willard
 Academic Counselor Ann Flynn
 Admin. Assistant Bonnie Rae

REDZONE ALERT

The Demon Deacons have visited the redzone 25 times this season and have come away with 20 scores. That is an average of 80 percent.

In those 25 trips, Wake has reached the endzone 14 times and has kicked six field goals.

Under Grobe, the Deacons have had 426 redzone chances and have come away with points on 334 of those chances for an average of 78.4 percent. Of those 334 scores, 231 of them have been touchdowns.

WILBER IS BACK WITH A VENGEANCE

Throughout the off-season, head coach Jim Grobe noted that Kyle Wilber's broken leg that kept him out of seven games in 2009 was the most devastating injury the Deacons suffered last year.

During those seven games, the Deacons went 3-4. Wilber returned in a limited capacity against Georgia Tech on Nov. 7 and started the final two games of the year.

The redshirt junior from Apopka, Fla. started his senior season with an outstanding performance against Presbyterian and has not slowed down.

He had three sacks, five tackles for loss and a forced fumble along with eight tackles against the Blue Hose. He also blocked a PAT after PC's second touchdown of the game.

After recording a team-high seven tackles in the win over Duke, Wilber notched five tackles, including three more for a loss, against Stanford.

Against Florida State, Wilber racked-up three more tackles for loss, including two sacks, and finished the game with a career-high 11 stops. He then totaled 12 tackles against the option attacks of Georgia Tech and Navy.

Wilber added five tackles, including another tackle for loss, with a pass breakup against Virginia Tech.

After not recording a tackle at Maryland, Wilber rebounded to lead the team with eight tackles against Boston College on Nov. 6. Wilber recorded his sixth sack of the season at NC State and finished with two tackles.

For the season, Wilber leads the Wake Forest defense with 14.5 tackles for loss, six sacks and three forced fumbles. He is also tied for the team lead with four pass breakups and is second on the squad with 62 tackles.

DEACS GET FIRST DEFENSIVE PAT

Wake Forest recorded the first defensive PAT in school history against Presbyterian. Kyle Wilber blocked a third quarter PAT attempt which Kenny Okoro picked up and took all the way.

The two-point defensive PAT first came into effect in the 1980s and the first ACC player to record one was Ken Swilling of Georgia Tech who intercepted a pass and returned it 99 yards against Duke in 1989.

Only four previous defensive PATs had been scored in ACC history and only one was a blocked PAT. The other three were all intercepted passes.

NEEDED: IMPROVED FIELD GOAL DEFENSE

Wake Forest's opponents converted each of its last 12 field goals during the 2009 season and its first three this season.

The streak of 15-straight was stopped when FSU kicker Dustin Hopkins came up just short on a 51-yard attempt in the second quarter.

Since the start of the 2007 season, Wake Forest's opponents have made 59-of-70 field goal attempts. That number is key because the Demon Deacons are just 7-13 over that span in game decided by seven points or less.

Against Boston College, Kevin Smith got his hand on a Nick Freese field goal attempt in the third quarter and the kick came up short. That was the first blocked field for the Deacs since Kyle Wilber blocked one against Baylor on Sept. 5, 2009.

On the year, opponents are 14-of-16 in field goal attempts. Wake has one FG block as well as two blocked PATs.

NEW KIDS ON THE BLOCK

Wake Forest probably set a record of some type against Presbyterian when four quarterbacks all threw their first-ever college pass and each went for a completion.

Redshirt sophomore Ted Stachitas started the game and completed a 5-yard pass to Michael Campanaro on his first pass attempt of the season. Stachitas only played the first half and finished 7-of-13 passing for 84 yards and he also ran for 76 yards which included a 34-yard TD scamper.

True freshman Tanner Price started the second half for the Deacons and completed a 4-yard pass to tight end Cameron Ford on his first pass attempt. That was his only completion of the game as he also finished with 17 yards rushing.

Redshirt freshman Brendan Cross and redshirt junior Skylar Jones then split the quarterback duties in the fourth quarter. Cross hit Terrence Davis on a 3-yard pass on his first attempt while Jones also hooked-up with Davis for a 3-yard gain on his first attempt later in the drive.

RUSHING TO THE RESCUE

Head coach Jim Grobe said throughout the preseason that he wanted a renewed emphasis on the running game and the Deacons have responded so far this season.

A total of 10 Demon Deacons carried the ball 50 times for 415 yards on the ground in the season-opener against Presbyterian. It was the first time that Wake had gone over the 400 yard mark in rushing yards since posting 419 vs. Duke in 2005.

Against Duke, the Deacons racked-up another 229 yards on the ground and then collected 207 yards against Stanford.

Wake Forest had another solid rushing effort against Virginia Tech, recording 254 yards on the ground.

Through the first 10 games of the season, Wake Forest is 63rd nationally in rushing offense, averaging 152.4 rushing yards per contest.

SOLID AT SNAPPER

One of the most experienced positions on the 2010 team is at long snapper where Greg Bechtel is in his third season as the starter. As a redshirt freshman in 2007, Bechtel appeared in one game and his punt snap sailed over the head of Sam Swank.

Since then, Bechtel has been nearly perfect. He became the full-time snapper early in the 2008 season and handled 266 consecutive punt, field goal and PAT snaps without a miscue.

Against Florida State, his streak was snapped with a low punt snap in the first quarter. That remains his only misque this season.

POINTS OFF TURNOVERS

Wake Forest has capitalized on 10 of the 15 turnovers it has created thus far this season.

Against Duke, Wake had three interceptions and one fumble recovery, turning those four turnovers into 21 points. In the season opener vs. Presbyterian, Wake recorded one interception which it converted into a touchdown.

Against Georgia Tech, Wake took two Yellow Jacket fumbles and converted them into touchdowns. On Oct. 9, vs. Navy, Cyhl Quarles intercepted Ricky Dobbs in the third quarter and Wake turned that into a touchdown. The most recent INT to TD came against Boston College when the Deacs turned Joey Erhmann's fourth quarter interception into a touchdown. Daniel Mack picked off a Clemson pass in the fourth quarter of last week's game, leading to a Demon Deacon field goal.

On the year, Wake's 13 takeaways have led to 59 points.

WAKE FOREST IN OVERTIME

Date	Opponent	Site	OT	W/L
10/2/98	Appalachian St.	H	1	L, 30-27
8/29/02	Northern Illinois	A	1	L, 42-41
9/4/04	Clemson	A	2	L, 37-30
10/2/04	NC State	A	1	L, 27-21
9/22/07	Maryland	H	1	W, 31-24
11/1/08	Duke	H	1	W, 33-30
9/26/09	Boston College	A	1	L, 24-27
11/7/09	Georgia Tech (10/11)	A	1	L, 27-30





2010 DEMON DEACON FOOTBALL

GAME #12 ❖ WAKE FOREST AT VANDERBILT ❖ NOV. 27, 2010 ❖ VANDERBILT STADIUM

GROBE BY THE NUMBERS

Head coach Jim Grobe has coached 121 games and has a record of 61-60 in his tenth season at Wake Forest. Grobe is 94-93-1 in his 16th year as a college head coach.

Prior to Grobe's arrival, the Deacons were 39-81 in their previous 120 games.

Under Grobe, Wake Forest is 32-47 in ACC games and 35-27 in all home games. The Deacs are 19-21 in home ACC games and have won 10 of their last 16 at home against conference foes.

With 32 career ACC wins, Grobe is Wake's all-time winningest coach in ACC contests, and he now has more than twice as many conference wins as any other Wake Forest football coach.

GROBE NEAR TOP IN WINS AMONG ACC COACHES

Jim Grobe entered the 2010 season ranked third among ACC coaches in overall wins and second in conference wins. Grobe has put together 94 career victories during his time at Wake Forest and Ohio University.

Virginia Tech's Frank Beamer is the winningest active coach in the ACC with 237 wins while Georgia Tech's Paul Johnson is second with 133. Beamer is the active leader in career ACC wins with 45 while Grobe is second with 32.

GROBE AT BB&T FIELD

Jim Grobe is Wake Forest's all-time winningest coach in games played at BB&T Field, Wake Forest's home since 1968. Grobe has gone 35-28 at BB&T Field, the most wins of any of the nine Deacon coaches who have coached in the stadium.

Grobe's average of 3.8 home wins per year is the highest among Deacon coaches. His home winning percentage of .565 is second only to Cal Stoll who went 9-4 (.692) during his three seasons from 1969-71.

GROBE TWEAKS STAFF

Wake Forest head coach Jim Grobe made a number of slight adjustments to his coaching staff during the off-season.

Tight ends/fullbacks coach Steve Russ was moved to defense where he will coach the linebackers, his natural position as a player at Air Force and in the NFL with the Denver Broncos. Defensive coordinator Brad Lambert will move from tutoring the linebackers to working with the secondary.

Defensive ends coach Keith Henry will assist Lambert with the secondary while Tim Billings moves from defensive backs to defensive ends. Billy Mitchell has added responsibility for fullbacks as well as running backs and kickers.

Wake Forest is one of just 11 schools in the Football Bowl Subdivision to have its entire coaching staff intact for each of the last three years.

STAFF STABILITY

When Jim Grobe was named Wake Forest's head coach prior to the 2001 season, he brought almost his entire coaching staff with him. Only four coaches have left the staff since.

Troy Calhoun, Grobe's first offensive coordinator, left following the 2002 season to join the Denver Broncos and is now the head coach at Air Force.

Kevin Sherman, who coached wide receivers, returned to his native Virginia as an assistant at Virginia Tech following the 2005 season.

Following the 2007 season, defensive coordinator Dean Hood left to become the head coach at Eastern Kentucky, and quarterbacks coach Jeff Mullen was named the offensive coordinator at West Virginia.

To replace Hood and Mullen, Grobe brought in Steve Russ, one of Grobe's former linebackers at Air Force and a former Denver Bronco, and Brian Knorr.

Knorr was a part of Grobe's staff at Ohio and became the head coach of the Bobcats when Grobe moved to Wake. Knorr joined the Deacons from the Air Force Academy where he was the assistant head coach and inside linebackers coach.

WAKE'S COLLECTION OF AIR FORCE GRADS

Wake Forest has three graduates of the Air Force Academy on its coaching staff. The list of former Falcons includes offensive coordinator Steed Lobotzke (AFA '92), tight ends/fullbacks coach Steve Russ ('94) and wide receivers coach Brian Knorr ('86). It is the largest collection of Air Force graduates on a Division I-A coaching staff other than at the Academy itself.

WAKE FOREST IS SMALLEST IN BCS

With an enrollment of 4,569 undergraduates, Wake Forest is the smallest student body of any school in the six "power" conferences. Closest to Wake Forest is Duke with 6,247 students and Vanderbilt with 6,532. All three service academies have enrollments of under 5,000.

SETTING ATTENDANCE STANDARDS

Wake Forest set a school record for fan attendance at BB&T Field in 2008. The Deacs eclipsed the 200,000 mark for the first time in school history with a total of 221,582. In 2007, Wake Forest set a school record for the highest average attendance at home games, averaging 32,519 per game.

In 2009, Wake Forest drew 222,537 fans to seven home games at BB&T Field, an average of 31,791 fans per game. Wake Forest ranks 12th in the nation in attendance as based on percentage of capacity. The Deacons are averaged 100.92 percent of capacity in 2009, the highest percentage of any team in the Atlantic Coast Conference.

The 2009 season marked the fourth straight year that Wake has averaged better than 100 percent capacity. The record is 103.48 percent in 2007.

DEMON DEACONS IN THE NFL

Player	Team	Pos.	Exp.
Stanley Arnoux	New Orleans	LB	2nd
Tyson Clabo	Atlanta	OG	7th
Desmond Clark	Chicago	TE	17th
Aaron Curry	Seattle	LB	2nd
Chris DeGeare	Minnesota	OL	1st
Brandon Ghee	Cincinnati	CB	1st
Ovie Mughelli	Atlanta	FB	8th
Calvin Pace	NY Jets	LB	8th
John Russell	Buffalo	LB	1st
Fred Robbins	St. Louis	DT	11th
Alphonso Smith	Detroit	CB	2nd
Jyles Tucker	San Diego	LB	4th
Steve Vallos	Cleveland	OG	4th
Chip Vaughn	Indianapolis	S	2nd
Joe Zelenka	Atlanta	LS	13th



WAKE FOREST ROSTER SUPERLATIVES

HEAVIEST

Dennis Godfrey	335
Bryson Dunmeyer	315
Joe Looney	315
Dylan Heartsill	310
Colin Summers	310
Garrick Williams	310

TALLEST

Doug Weaver	6-8
Steven Chase	6-7
Ramon Booi	6-6
Michael Hoag	6-6

LIGHTEST

Kevin Johnson	160
C.J. Washington	160
Turner Faulk	165
ick Knott	170
Michael Williams	170
Alex Wulfeck	170

SHORTEST

Turner Faulk	5-8
C.J. Washington	5-8
Devon Brown	5-9
Brandon Pendergrass	5-9
Alex Wulfeck	5-9

UPCOMING DEACON BIRTHDAYS

Derricus Ellis..... November 27, 1989
Josh Strickland... November 28, 1990

Chris Givens December 6, 1989
Joe Hall..... December 7, 1988
Bryson Dunmeyer. December 7, 1989
Cameron Ford..... December 16, 1988
Alex Frye December 20, 1987
Brain Knorr December 20, 1963
Lovell Jackson..... December 26, 1989

Josh Harris..... January 1, 1991
Tyler King January 17, 1988
Zach Thompson..... January 18, 1991
Michael Hoag January 23, 1989
Michael Campanaro January 25, 1991
Riley Haynes..... January 27, 1990
Whit Barnes January 30, 1991





2010 DEMON DEACON FOOTBALL

GAME #12 ❖ WAKE FOREST AT VANDERBILT ❖ NOV. 27, 2010 ❖ VANDERBILT STADIUM



WAKE'S RECORD WHEN...

	2010	Grobe Era
At Home	2-4	35-28
On The Road	0-5	22-31
Neutral Site Games	0-0	4-1
Vs. ACC Opponents	1-7	32-48
Non-Conference	1-2	29-12
Vs. Ranked Opp.	0-1	5-20
Vs. In-State Opp.	1-1	26-7
In August	0-0	2-1
In September	2-2	23-17
In October	0-4	18-20
In November	0-3	14-21
In December	0-0	4-0
In January	0-0	0-1
On Television	1-5	38-48
On ABC	0-1	4-12
On ESPN	0-0	5-7
On ESPN2	0-1	3-4
On ESPNU/ESPN3.com	1-7	13-14
On Fox Sports	0-0	1-1
On Raycom	1-0	12-11
On TBS	0-0	0-1
On CBS College Sports	0-0	1-1
On Sunshine	0-0	0-1
On Comcast	0-0	1-0
Morning Games	0-0	1-0
Afternoon Games	1-6	40-48
Night Games	1-3	20-12
Decided by 7 or Less	1-2	27-29
Winning Coin Toss	2-2	34-24
Losing Coin Toss	0-7	27-36
Scoring First	2-1	43-20
Opp. Scores First	0-8	18-40
Leading At Halftime	1-2	43-15
Tied At Halftime	1-0	6-3
Trailing At Halftime	0-7	12-42
Leading After 3 Qtrs	2-2	49-12
Tied After 3 Qtrs.	0-0	3-3
Trailing After 3 Qtrs.	0-7	9-45
In Overtime	0-0	2-5
Scoring 30+ Pts	2-0	36-6
Scoring 20-29 Pts	0-4	20-22
Scoring 0-19 Pts	0-5	5-32
Allowing 30+ Pts	1-6	10-31
Allowing 20-29 Pts	0-3	15-22
Allowing 0-19 Pts	1-0	36-7
Outrushing Opp.	2-1	49-24
Getting Outrushed	0-8	12-36
Pass For More Yds	0-2	21-12
Pass For Fewer Yds	2-7	40-48
Outgaining Opp.	2-1	37-15
Getting Outgained	0-8	24-45
Win Time of Poss.	1-4	42-23
Lose Time of Poss.	1-5	19-37
Score a Def./ST TD	2-0	20-8
Allow a Def./ST TD	0-1	3-13
Fewer Penalty Yards	0-6	21-34
More Penalty Yards	1-3	37-25
Equal Penalty Yards	1-0	3-1
Win Turnover Battle	1-2	43-18
Lose Turnover Battle	0-4	7-26
Turnover Battle Even	1-3	11-16

WAKE FOREST'S RECORD WHEN...

PLAYER	2010	CAREER	PLAYER	2010	CAREER
Josh Adams			Kenny Okoro		
Rushes for 50+	0-1	12-5	Records 4+ tackles	2-4	5-6
Rushes for 100+	0-1	3-2	Has a tackle for loss	0-1	0-2
Carries 15+ times	0-1	9-5	Has an interception	1-1	3-2
Catches 3+ passes	0-0	8-4	Has 2+ pass breakups	0-0	1-1
Scores a Rushing TD	1-1	13-4	Leading Tackler	0-0	1-0
Scores 2 Rushing TDs	0-0	3-1			
Leading Rusher	0-2	14-8	Andrew Parker		
			Has 2+ receptions	0-1	3-3
Tommy Bohanon			Has 10+ receiving yards	0-1	5-1
Has 3+ carries	1-1	3-1	Has a receiving TD	0-0	1-1
Has 10+ rushing yards	1-0	2-1			
Has a receiving TD	0-0	0-1	Brandon Pendergrass		
Has a rushing TD	0-0	0-0	Has 10+ carries	0-0	6-5
			50+ rushing yards	0-0	2-5
Devon Brown			100+ rushing yards	0-0	1-0
4+ receptions	1-3	4-7	Scores a rushing TD	1-1	6-2
50+ receiving yards	0-3	5-6	Has 2+ receptions	0-0	4-2
100+ receiving yards	0-0	0-2	Has 20+ receiving yards	0-0	2-1
Has a receiving TD	0-1	2-4	Leading Rusher	0-0	4-6
Has 2 receiving TDs	0-0	1-1			
3+ Carries	1-1	5-3	Shane Popham		
10+ rushing yards	2-0	5-3	Makes a FG	0-0	3-2
Has a rushing TD	2-0	3-0	Makes 2+ FGs	0-0	2-0
Leading Rusher	1-0	1-1			
Leading Receiver	0-1	2-4	Tanner Price		
			Completes 10+ passes	1-4	1-4
Josh Bush			Has 100+ passing yards	1-4	1-4
Records 3+ tackles	1-5	4-10	Has 40+ rushing yards	1-1	1-1
Has a tackle for loss	1-0	3-0	Scores a TD	1-2	1-2
Has an interception	0-0	1-0	Throws a TD pass	1-3	1-3
Alex Frye			Cyhl Quarles		
Records 2+ tackles	2-6	8-11	Records 4+ tackles	2-7	7-13
Has a tackle for loss	0-2	1-4	Has an interception	0-1	0-2
Has an interception	2-0	4-0	Leading Tackler	1-2	3-3
Scores a TD	1-0	2-0			
Leading Tackler	0-2	1-3	Ted Stachitas		
			Completes 10+ passes	0-0	0-0
Chris Givens			Has 100+ passing yards	0-0	0-0
Catches 3+ passes	1-6	6-10	Has 40+ rushing yards	2-0	2-0
60+ receiving yards	1-3	5-5	Scores a TD	2-0	2-0
100+ receiving yards	1-0	3-0	Throws a TD pass	0-0	0-0
Scores a TD	1-4	5-7			
Scores 2 TDs	1-0	2-0	Nikita Whitlock		
15+ rushing yards	0-2	2-3	Records 4+ tackles	1-4	1-4
Leading Receiver	1-5	3-6	Records a sack	1-0	1-0
			Has a tackle for loss	2-3	2-3
Josh Harris					
Rushes for 50+	2-2	2-2	Kyle Wilber		
Rushes for 100+	0-1	0-1	Records 5+ tackles	2-5	4-8
Carries 10+ times	1-4	1-4	Records a sack	1-2	5-3
Scores a Rushing TD	1-3	1-3	Has a tackle for loss	1-5	7-8
Scores 2 Rushing TDs	1-1	1-1			
Leading Rusher	0-5	0-5	Marshall Williams		
			Catches 3+ passes	0-3	5-9
Hunter Haynes			50+ receiving yards	1-1	7-5
Records 4+ tackles	1-7	11-13	100+ receiving yards	0-0	1-3
Records a sack	0-2	2-3	Scores a TD	1-0	6-2
Has a tackle for loss	0-4	5-5	Scores 2 TDs	1-0	2-0
			Completes a pass	1-1	2-3
Jimmy Newman			Leading Receiver	1-2	4-6
Makes a FG	1-6	3-11			
Makes 2+ FGs	0-3	1-5	Matt Woodlief		
			Records 4+ tackles	2-6	6-11
			Records a sack	0-2	0-3
			Has a tackle for loss	1-8	3-11





2010 DEMON DEACON FOOTBALL

GAME #12 ❖ WAKE FOREST AT VANDERBILT ❖ NOV. 27, 2010 ❖ VANDERBILT STADIUM



SERIES HISTORY

Overall: Vanderbilt leads 7-5

At Wake Forest: 2-4

At BB&T Field: 2-4

At Vanderbilt: 3-3

At Vanderbilt Stadium: 3-3

Jim Grobe vs. Vanderbilt: 2-1

Robbie Caldwell vs. Wake: 0-0

Current Streak: Won 2

Last 10 Meetings: 4-6

Largest WFU Win: 34 in 1992 (40-6)

Largest Vanderbilt Win: 21 in 1994 (35-14)

Last Meeting: Wake Forest won 23-10, Nov. 29, 2008 at BB&T Field.

LAST 10 SERIES RESULTS

Year	W/L	Site	Score
2008	W	H	23-10
2007	W	A	31-17
2005	L	H	20-24
2000	L	H	10-17
1994	L	A	14-35
1993	L	H	12-27
1992	W	A	40-6
1990	W	A	56-28
1977	L	H	0-3
1976	L	A	24-27

WAKE VS. THE ACC

Opponent	GP	W	L	T
Boston College	18	6	10	2
Clemson	76	17	58	1
Duke	91	36	53	2
Florida State	29	5	23	1
Georgia Tech	30	8	22	0
Maryland	59	16	42	1
Miami	10	3	7	0
North Carolina	103	34	67	2
NC State	104	36	62	6
Virginia	47	13	34	0
Virginia Tech	34	11	22	1
Total	599	185	398	16

GROBE VS. THE ACC

Opponent	GP	W	L	T
Boston College	8	3	5	0
Clemson	10	3	7	0
Duke	10	10	0	0
Florida State	10	3	7	0
Georgia Tech	7	2	5	0
Maryland	11	4	7	0
Miami	4	0	4	0
North Carolina	7	4	3	0
NC State	11	5	6	0
Virginia	5	2	3	0
Virginia Tech	3	0	3	0
Total	84	36	48	0

HEAD-TO-HEAD STATISTICAL COMPARISON

Through Nov. 20, 2010

WAKE FOREST (2-9, 1-7 ACC)				VANDERBILT (2-9, 1-7 SEC)				
#	NCAA	ACC	Category	Category	SEC	NCAA	#	
21.7	97th	11th	Scoring Offense	vs.	Scoring Defense	11th	91st	30.9
302.6	108th	12th	Total Offense	vs.	Total Defense	12th	102nd	430.2
152.4	63rd	6th	Rushing Offense	vs.	Rushing Defense	12th	95th	190.0
150.3	111th	11th	Passing Offense	vs.	Passing Defense	9th	96th	240.2
105.8	112th	12th	Pass Eff. Offense	vs.	Pass Eff. Defense	11th	97th	141.6
2.3	79th	9th	Sacks Allowed	vs.	Sacks	10th	T-77th	1.7
				vs.	Tackles For Loss	1st	7th	7.5
37.9	114th	12th	Scoring Defense	vs.	Scoring Offense	12th	113th	17.3
429.5	101st	11th	Total Defense	vs.	Total Offense	12th	115th	285.1
194.9	98th	10th	Rushing Defense	vs.	Rushing Offense	11th	85th	136.4
234.6	90th	10th	Passing Defense	vs.	Passing Offense	12th	114th	148.7
152.2	111th	12th	Pass Eff. Defense	vs.	Pass Eff. Offense	12th	116th	98.5
1.7	77th	8th	Sacks	vs.	Sacks Allowed	11th	109th	3.0
6.1	49th	7th	Tackles For Loss	vs.				
31.4	117th	11th	Net Punting	vs.	Net Punting	5th	33rd	38.0
8.4	55th	7th	Punt Returns	vs.	Punt Returns	8th	74th	7.1
21.0	77th	5th	Kickoff Returns	vs.	Kickoff Returns	6th	54th	22.2
-0.2	T-65th	7th	Turnover Margin	vs.	Turnover Margin	10th	T-65th	-0.2

WAKE FOREST - VANDERBILT SERIES HISTORY

Wake Forest trails Vanderbilt 7-5 in the all-time series that dates back to 1964. This game is part of an eight-game contract between Wake and Vandy that will run through 2015. Each of the games in the series will be played on the Saturday after Thanksgiving.

Wake Forest has won each of the last two games, posting a 31-17 win at Vanderbilt to close the 2007 season before winning 23-10 at BB&T Field in the 2008 season finale. Despite a losing record in the series, Wake Forest has outscored the Commodores 243-203 over the course of the 12-game series. Jim Grobe holds a 2-1 record against Vanderbilt which includes a 24-20 loss at home in the 2005 season-opener. Six of the last eight games, including each of the last two, have been decided by double-digit margins.

LAST MEETING VS. VANDERBILT

Wake Forest closed the 2008 season with a 23-10 home win over Vanderbilt. WR D.J. Boldin had eight catches for 73 yards which made him the first Demon Deacon to hit the century mark for receptions in a season. Boldin finished the game with 103 receptions in the regular season.

After Vanderbilt took a 3-0 lead, Sam Swank tied the game with a 42-yard field goal. Brandon Pendergrass gave the Deacons a 10-3 halftime lead with a 6-yard scoring run early in the second quarter.

Kevin Harris extended Wake's lead to 17-3 with a 8-yard touchdown carry in the third quarter. Rich Belton added the Deacs' final score with a 4-yard run with 3:12 left in the game. Following Belton's touchdown, Swank missed the PAT, ending his school record streak of 121 consecutive made extra points.

Pendergrass led all rushers with 45 yards on the ground while QB Riley Skinner completed 13 of 20 passes for 173 yards.

WAKE'S LAST TRIP TO NASHVILLE

Wake Forest ended its 2007 regular season with an 8-4 record following a 31-17 win at Vanderbilt on Nov. 24, 2007. Alphonso Smith intercepted VU QB Mackenzi

Adams on the first play from scrimmage. The 'Dores took a 3-0 lead on a Bryant Hahnfeldt 24-yard field goal but the Deacons then scored 31 unanswered points to break the game open. Josh Adams ran for touchdowns of 14 and 13 yards and QB Riley Skinner threw scoring passes to fullback De'Angelo Bryant and tight end Ben Wooster.

Kevin Marion returned the second half kickoff 81 yards to set up the Skinner to Bryant scoring pass. Adams second touchdown came following a Kevin Patterson fumble recovery. Adams finished the game with 111 yards rushing and Skinner connected on 21 of 31 passes for 146 yards and one interception.

WAKE FOREST - VANDERBILT CONNECTIONS

A number of Demon Deacon and Commodore players were high school teammates, or attended the same high school. Wake Forest C Russell Nenon is a graduate of the University School in Memphis, the same school that produced Vanderbilt linebackers John Stokes and DeAndre Jones.

Wake kicker Jimmy Newman hails from Oxford, Ala, the same school as Vandy DL Jared Morse. Whitefield Academy in Atlanta is the alma mater for Wake DL Kris Redding and Vanderbilt LB Dan Sutton and long snapper Conrad Quiros. Vanderbilt freshman linebacker Blake Southerland graduated from Greater Atlanta Christian as did Wake WR Chris Langley.

Wake Forest leads Vanderbilt 5-3 in graduates of The Bolles School. The Deacon roster features LB Scott Betros, C Chance Raines, P Alex Wulfbeck, and a pair of redshirting freshmen in S Desmond Cooper and FB Jordan Garside. Vanderbilt has three Bolles grads in WR Tray Herndon, TE Mason Johnston and LB Michael Garcia. Wake C Ryan Britt is a graduate of Heritage High in Grapeville, Texas as is Vandy starting DB Eddie Foster.

GROBE VS. NON-CONFERENCE FOES

In Jim Grobe's 9+ years at Wake Forest, the Deacons have compiled an impressive 28-17 record against non-conference opponents. On the road, the Deacons are 13-5 against non-league foes under Grobe.






2010 DEMON DEACON FOOTBALL

GAME #12 ❖ WAKE FOREST AT VANDERBILT ❖ NOV. 27, 2010 ❖ VANDERBILT STADIUM

RECENT WAKE FOREST - VANDERBILT GAME RECAPS



NOVEMBER 29, 2008 WAKE FOREST 23, VANDERBILT 10 BB&T FIELD (25,902)

WINSTON-SALEM, N.C. - Wake Forest (7-5, 4-4 ACC) closed the regular season with a 23-10 victory over Vanderbilt (6-6, 4-4 SEC) on Saturday night at BB&T Stadium.

The Deacons have now won seven games in a season for the first time in school history and have posted a winning record in three consecutive years for the first time since 1950-52.

Wake Forest outgained Vanderbilt in the game 331-249. The Deacs held a 158-116 advantage on the ground, while compiling 173 passing yards to 133 for the Commodores.

Senior wide receiver D.J. Boldin finished the game with a team-high eight catches and 73 yards. With the eight grabs, Boldin eclipsed the 100 reception mark in his career as he now has 103 catches as a Deacon.

Riley Skinner finished the game 13-of-20 passing for 173 yards. Brandon Pendergrass had a team-high 45 rushing yards and a touchdown. Kevin Harris had 36 yards on the ground and also added a touchdown. Rich Belton finished the game with 28 rushing yards and a touchdown.

The game marked the final home game for the 16 members of Wake Forest's senior class. The seniors have compiled a record of 31-19, the most wins by any class in school history and have gone 18-8 at BB&T Field over the last four years.

Scoring	1	2	3	4	Total
Vanderbilt	3	0	0	7	10
Wake Forest	3	7	7	6	23

1st Quarter

VU – Hahnfeldt 33 yd field goal, 7:40
WF – Swank 42 yd field goal, 1:52

2nd Quarter

WF – Pendergrass 6 yd run, (Swank kick), 10:39

3rd Quarter

WF – Harris 8 yd run, (Swank kick), 7:02

4th Quarter


VU – Barden 5 yd pass from Smith, (Hahnfeldt kick), 14:55
WF – Belton 4 yd run, (Swank kick failed), 3:12

	VU	WF
FIRST DOWNS	16	16
RUSHES-YARDS (NET)	34-116	42-158
PASSING YDS (NET)	133	173
Passes Comp-Att-Int	14-35-2	13-21-0
TOTAL OFFENSE PLAYS-YARDS	69-249	63-331
Punt Returns-Yards	1-2	4-25
Kickoff Returns-Yards	4-77	3-30
Interception Returns-Yards	0-0	2-6
Punts (Number-Avg)	7-34.6	5-43.4
Fumbles-Lost	2-1	3-2
Penalties-Yards	6-29	3-45
Possession Time	28:17	31:43
Third-Down Conversions	4-17	6-14
Fourth-Down Conversions	2-3	0-0
Red-Zone Scores-Chances	2-2	4-4
Sacks By: Number-Yards	1-8	3-20

RUSHING: VU – Reeves 6-33; Graham 7-33; Nickson 7-23; Moore 2-20; Smith 7-15; Jennings 3-2; Walker 1-2; Adams 1-minus 12. WF – Pendergrass 10-45; Harris 7-36; Belton 5-28; Boldin 4-23; Adams 9-21; Skinner 4-9.

PASSING: VU – Smith 9-17-1-46; Adams 3-10-1-71; Nickson 2-8-0-16. WF – Skinner 13-20-0-173; Pendergrass 0-1-0-0.

RECEIVING: VU – Walker 4-34; Moore 2-60; Graham 2-20; Wheeler 2-7; Barden 2-7; Smith 1-4; Reeves 1-1. WF – Boldin 8-73; Adams 2-34; Williams, Marsh 1-27; Pendergrass 1-22; Harris 1-17.



NOVEMBER 24, 2007 WAKE FOREST 31, VANDERBILT 17 VANDERBILT STADIUM (27,650)

NASHVILLE, Tenn. (AP) - Wake Forest improved to 8-4 with a 31-17 win at Vanderbilt in the regular season finale for each team. Vanderbilt (5-7) had entered the game seeking to become bowl eligible for the first time under head coach Bobby Johnson.

The Commodores took a 3-0 lead midway through the first quarter but the Deacons scored back, scoring 31 unanswered points to take a 31-3 lead into the fourth quarter.

Redshirt freshman running back Josh Adams started the scoring onslaught with a 14-yard run to give the Deacons a 7-3 lead. Ben Wooster caught his first career pass, a 1-yard toss from Riley Skinner to put Wake ahead 14-3 at the half.

Kevin Marion returned the second half kickoff 81 yards to setup a short drive that resulted in Skinner hitting De'Angelo Bryant with an 8-yard pass for a 21-3 lead. Kevin Patterson recovered a Vandy fumble on the first play following the kickoff and two plays later Adams rushed in from 12 yards out for a 28-3 lead. Sam Swank added a 32-yard field goal to push the Deacs ahead 31-3.

Vanderbilt tallied twice in the fourth quarter as Richard Kovalcheck threw a pair of touchdown passes.

Scoring	1	2	3	4	Total
Wake Forest	7	7	17	0	31
Vanderbilt	3	0	0	14	17

1st Quarter

VU – Hahnfeldt 24 field goal, 7:41
WF – Adams 14 run (Swank kick), 0:21

2nd Quarter

WF – Wooster 1 pass from Skinner (Swank kick), 4:42

3rd Quarter

WF – Bryant 8 pass from Skinner (Swank kick), 14:05
WF – Adams 12 run (Swank kick), 12:52
WF – Swank 32 field goal, 5:41

4th Quarter

VU – Bennett 28 pass from Kovalcheck (Hahnfeldt kick), 10:47
VU – Anderson 12 pass from Kovalcheck (Laughrey kick), 5:51

	WF	VU
FIRST DOWNS	16	20
RUSHES-YARDS (NET)	43-150	28-16
PASSING YDS (NET)	146	333
Passes Att-Comp-Int	21-31-1	32-58-2
TOTAL OFFENSE	296	349
Punt Returns-Yards	4-29	4-(2)
Kickoff Returns-Avg	3-33.0	6-12.3
Interception Returns-Yards	2-1	1-(1)
Punts (Number-Avg)	9-39.8	8-38.4
Fumbles-Lost	3-2	4-3
Penalties-Yards	8-68	3-35
Possession Time	32:26	27:34
Third-Down Conversions	3-16	5-19
Fourth-Down Conversions	0-1	1-3
Red-Zone Scores-Chances	5-6	2-3
Sacks By: Number-Yards	2-15	3-15

RUSHING: WFU – Adams 24-111, Moore 7-55, Andrews 3-6, Brinkman 1-0, Bryant 1-0, Marion 1-(7), Skinner 4-(13). VU – Jackson-Garrison 12-11, Jennings 9-8, Adams 5-0, Kovalcheck 2-(3).

PASSING: WFU – Skinner 21-31-1-146. VU – Kovalcheck 23-38-1-269, Adams 9-20-1-64.

RECEIVING: WFU – Moore 9-39, Adams 5-10, Brinkman 3-42, Williams 1-43, Bryant 1-8, Selmon 1-3, Wooster 1-1. VU – Smith 7-94, Bennett 6-65, Washington 5-63, Anderson 4-48, Allen 2-18, Wheeler 2-12, Simmons 2-10, Jackson-Garrison 1-7, Reinert 1-7, Bradford 1-6, Jennings 1-3.





2010 DEMON DEACON FOOTBALL

GAME #12 ❖ WAKE FOREST AT VANDERBILT ❖ NOV. 27, 2010 ❖ VANDERBILT STADIUM

2010 ACC STANDINGS

(Through Nov. 20 2010)

Atlantic Division	CONFERENCE			OVERALL			STRK
	W-L	PF	PA	W-L	PF	PA	
Florida State	6-2	239	144	8-3	349	207	W2
NC State	5-2	227	152	8-3	360	232	W2
Maryland	4-3	192	161	7-4	330	237	L1
Boston College	4-4	134	163	6-5	211	227	W4
Clemson	4-4	162	126	6-5	279	184	W1
Wake Forest	1-7	135	308	2-9	239	417	L9

Coastal Division	CONFERENCE			OVERALL			STRK
	W-L	PF	PA	W-L	PF	PA	
Virginia Tech	7-0	241	106	9-2	381	208	W9
Miami	5-3	205	174	7-4	305	213	L1
Georgia Tech	4-4	189	220	6-5	297	272	W1
North Carolina	3-4	171	179	6-5	275	256	L2
Duke	1-6	175	246	3-8	284	401	L2
Virginia	1-6	153	244	4-7	297	302	L3



ACC SCHEDULE

Saturday, November 27

Boston College at Syracuse	12:00
South Florida at Miami	12:00
Virginia at Virginia Tech	12:00
Florida at Florida State	3:30
NC State at Maryland	3:30
North Carolina at Duke	3:30
South Carolina at Clemson	7:00
Georgia Tech at Georgia	7:45

ACC COACHES TELECONFERENCE

The ACC Football Coaches Teleconference will occur on Wednesdays throughout the season, with the exception of Thanksgiving week, when the call will be held on Tuesday. The Teleconference will begin at 10:30 a.m. and conclude at 12:30 p.m. There will be a replay available of each teleconference on TheACC.com. Contact the ACC Media Relations Office (336-851-6062) to obtain the call-in number.

Weekly Teleconference Schedule

Jim Grobe, Wake Forest	10:30
Frank Beamer, Virginia Tech	10:40
Mike London, Virginia	10:50
Tom O'Brien, NC State	11:00
Butch Davis, North Carolina	11:10
Randy Shannon, Miami	11:20
Ralph Friedgen, Maryland	11:30
Paul Johnson, Georgia Tech	11:40
Jimbo Fisher, Florida State	11:50
David Cutcliffe, Duke	12:00
Dabo Swinney, Clemson	12:10
Frank Spaziani, Boston College	12:20

CollegePressBox.com

CollegePressBox.com is the official media website for ACC football. Access and download weekly game notes, stats, media guides and more for the ACC and each of its 12 member schools. Hi- and low- resolution head shots, action shots and logos are available for download, as well as information and photographs for other Wake Forest sports.

Login information will be distributed by the conference office to accredited media, or you can apply for a password by sending an e-mail to password@collegepressbox.com.

ACC INDIVIDUAL LEADERS - ALL GAMES

(As of Nov. 20)

OFFENSE				DEFENSE			
MICHAEL CAMPANARO				TRISTAN DORTY			
Kick Return Avg.	24.2	return	4th	Fumbles recovered	0.20	/gm	t-4th
CHRIS GIVENS				ALEX FRYE			
All purpose	98.1	/gm	7th	Interceptions	0.30	/gm	9th
TANNER PRICE				Tackles	5.5	/gm	30th
Passing Yards	127.6	/gm	9th	HUNTER HAYNES			
Pass Efficiency	106.3		9th	Tackles	6.4	/gm	17th
Total Offense	136.6	/gm	10th	CYHL QUARLES			
				Tackles	5.5	/gm	29th
KICKING				KYLE WILBER			
JIMMY NEWMAN				Tackles for loss	1.32	/gm	6th
Field goals	0.91	/gm	10th	Sacks	0.55	/gm	t-7th
PAT Kicking Pct.	100.0		t-1st	Fumbles Forced	0.27	/gm	t-2nd
Field goal Pct.	.909		2nd	Tackles	5.6	/gm	28th
SHANE POPHAM				MATT WOODLIEF			
Punting average	37.0	/punt	9th	Tackles	5.2	/gm	t-36rd

ACC INDIVIDUAL LEADERS - CONFERENCE GAMES

(As of Nov. 20)

OFFENSE				DEFENSE			
MICHAEL CAMPANARO				TRISTAN DORTY			
Kick Return Avg.	21.8	return	8th	Fumbles recovered	0.29	/gm	2nd
CHRIS GIVENS				JOEY EHLMANN			
All purpose	106.1	/gm	5th	Fumbles forced	0.25	/gm	t-7th
JOSH HARRIS				ALEX FRYE			
Rushing	63.9	/gm	9th	Tackles	5.9	/gm	t-25th
TANNER PRICE				HUNTER HAYNES			
Passing yards	124.3	/gm	10th	Tackles	7.0	/gm	15th
Pass efficiency	105.1		10th	CYHL QUARLES			
				Tackles	5.0	/gm	t-47th
KICKING				KEVIN SMITH			
SHANE POPHAM				Fumbles forced	0.29	/gm	t-4th
Punting	36.5	/punt	10th	KYLE WILBER			
JIMMY NEWMAN				Tackles	5.1	/gm	t-45th
PAT kicking pct.	100.0		t-1st	Fumbles forced	0.25	/gm	t-7th
				MATT WOODLIEF			
				Tackles	5.0	/gm	t-47th

ACC TEAM LEADERS

(As of Nov. 20)

CATEGORY	STAT	RANK
Scoring Offense	21.7	11th
ACC Games Only	16.9	11th
Rushing Offense	152.4	6th
ACC Games Only	122.1	9th
Passing Offense	150.3	11th
ACC Games Only	144.6	11th
Pass Efficiency	105.7	12th
ACC Games Only	106.4	10th
Total Offense	302.6	12th
ACC Games Only	266.8	12th
Scoring Defense	37.9	12th
ACC Games Only	38.5	12th
Rushing Defense	194.9	11th
ACC Games Only	187.1	9th
Pass Defense	234.6	10th
ACC Games Only	245.4	11th
Pass Defense Eff.	152.2	12th
ACC Games Only	155.9	12th
Total Defense	429.5	11th
ACC Games Only	432.5	10th
Turnover Margin	-0.18	t-7th
ACC Games Only	0.12	4th
First Downs	175	11th
ACC Games Only	104	12th
Opp First Downs	250	12th
ACC Games Only	186	12th
3rd Down Conversions	.355	10th
ACC Games Only	.317	11th
Opp 3rd Down Conv.	.487	12th
ACC Games Only	.500	12th
4th Down Conversions	.667	t-2nd
ACC Games Only	.500	10th
Opp 4th Down Conv.	.632	7th
ACC Games Only	.667	11th
Sacks By	18	8th
ACC Games Only	14	8th
Sacks Against	25	9th
ACC Games Only	20	9th
Penalty Yards	47.6	4th
ACC Games Only	50.9	t-5th
Opp Penalty Yards	51.5	10th
ACC Games Only	49.4	10th
Field Goal Pct.	.909	2nd
ACC Games Only	1.000	t-1st
PAT Kicking	1.000	t-1st
ACC Games Only	1.000	t-1st
Punting	31.4	11th
ACC Games Only	29.9	12th
Punt Return Avg.	8.4	7th
ACC Games Only	9.4	6th
Kickoff Returns	20.9	7th
ACC Games Only	18.3	9th
Kickoff Coverage	40.2	12th
ACC Games Only	41.1	11th
Time of Possession	28:03	12th
ACC Games Only	27:28	12th
Red Zone Offense	.800	7th
ACC Games Only	.800	7th
Red Zone Defense	.922	12th
ACC Games Only	.895	11th





JIM GROBE

HEAD COACH

10th Season
Virginia, 1975

In nine years as the head football coach at Wake Forest University, Jim Grobe has taken the Deacons to places they have never been before.

Like the FedEx Orange Bowl, the Meineke Car Care Bowl and the EagleBank Bowl.

Grobe is in the midst of piloting the Deacons through the most successful period of football in school history.

In Grobe's first nine years at the helm, he has built a football program that has been to three consecutive bowl games and proven itself to be an annual contender for the Atlantic Coast Conference championship. He has taken the Deacons to more bowl games, more eight-win seasons, and more bowl victories than any coach in school history. Grobe and the Deacons put together a three-year streak of winning seasons which has not been accomplished in over 50 years.

There have been numerous notable achievements by Grobe and his staff. Among those are the 11 wins and the ACC Championship claimed by the 2006 team, along with a trip to the FedEx Orange Bowl. Wake enters the 2009 season with a record of 23-6 against in-state opponents.

The 2009 season, which ended with a 5-7 record, was Wake Forest's first sub-.500 season since 2005. But the Deacon were oh-so-close to having far more W's than L's in 2009, losing five games by a combined 13 points.

Wake Forest's offense was one of the most productive in school history. The Deacons rolled up nearly 5,000 yards of total offense behind senior quarterback Riley Skinner. Skinner set school records for the most passing yards and passing touchdowns in a season. He and his senior class graduated with 33 career wins, the most victories of any class in school history.

Cornerback Brandon Ghee and offensive tackle Chris DeGare were both selected in the 2010 NFL Draft.

In 2008, Grobe led the Deacons to an 8-5 record and a victory over Navy in the inaugural EagleBank Bowl.

In April of 2009, the NFL drafted four seniors from Wake Forest's stellar defense, marking the most Deacons taken in a single NFL Draft in over 50 years. Aaron Curry was the fourth player selected in the first round of the draft after having won the Butkus Award as the nation's best linebacker.

Cornerback Alphonso Smith was a second round pick to Denver after being the only ACC player named a consensus All-America in 2008. Safety Chip Vaughn and linebacker Stanley Arnoux were drafted by the eventual Super Bowl Champion New Orleans Saints.

In 2007, Grobe led the Deacons to a 9-4 record including a 24-10 win over Connecticut in the Meineke Car Care Bowl. Combined with an 11-3 record in 2006, Wake Forest has won 28 games in the last three seasons. Only 16 Bowl Championship Series institutions have won 28 or more games since the start of the 2006 season. Among the nine wins in 2007 were victories over North Carolina, NC State

and Duke. Never before had Wake Forest swept the Big Four series in consecutive seasons. And never before had Wake won as many as 20 games in just two seasons.

Wake Forest was successful in 2007 because of an efficient offense and an opportunistic defense. The Deacons led the nation in non-offensive touchdowns, scoring on six interception returns, two fumble returns, a kickoff return and a punt return. Wake's eight defensive touchdowns were also the most of any FBS team in the country. Offensively, the Deacons set a school record for the most points scored in a season and tied the school mark with 44 touchdowns.

The 2006 season was one to remember for all Wake Forest fans. Grobe led Wake Forest to its second-ever ACC Championship and its first since 1970. The Deacons won the ACC's Atlantic Division title after being picked to finish last by the league's media in the preseason. The 11 wins posted by the 2006 team set a school record as Wake was the most improved team in the nation, following a 4-7 record in 2005. The Deacs were ranked in the AP top 25 for nine straight weeks in 2006, the longest streak in school history and beat Florida State in Tallahassee for the first time since 1959 while posting their first win over N.C. State in Raleigh since 1984.

Grobe's hard work was rewarded by his unanimous selection as the ACC Coach of the Year. He was selected as the National Coach of the Year by the American Football Coaches Association, the Bobby Dodd Foundation, the AP, The Sporting News and CBSSportsline.com.

Grobe, 57, was hired in December 2000 to take over a Demon Deacon football program long regarded as an afterthought in the ACC. He inherited a Wake Forest program that won only 38 games in the 1990's.

In nine seasons under Grobe, the Deacons have won 59 games, earned four bowl berths, won three of those bowl games and claimed an ACC Championship.

Grobe coached at Ohio for six years (1995-2000). After taking over the reigns of a program that went 0-11 and was ranked last among Division I-A programs in 1994, Grobe led the Bobcats to a cumulative six-year record of 33-33-1.

Grobe was born on Feb. 17, 1952. A native of Huntington, W.Va., Grobe earned his undergraduate degree (B.S.) in education from Virginia in 1975 and earned a master's degree in guidance and counseling from Virginia in 1978.

Grobe and wife, Holly, have two sons, Matt and Ben. Matt is a 1995 Marshall graduate who is the Head Golf Professional at DragonRidge Country Club in Las Vegas. He and his wife, Melanie, have a daughter, Mackenzie (12), and a son, Cameron (8).

Ben graduated from Ohio University in 2002 where he played football and earned a degree in Health Care Administration. Ben coaches the linebackers at Hough High School in Cornelius, N.C.

THE JIM GROBE FILE

BORN

- February 17, 1952 in Huntington, West Virginia

FAMILY

- Wife — Holly
- Sons — Matt (Melanie) and Ben
- Grandchildren — Mackenzie, Cameron

EDUCATION

- Ferrum Junior College — 1972
Associate of Science
- University of Virginia — 1975
B.S. in Education
- University of Virginia — 1978
M.Ed. In Guidance and Counseling

PLAYING HISTORY

- Ferrum Junior College — 1971-72
Inducted into Ferrum College Hall of Fame (2002)
- University of Virginia — 1973-74
Starter at guard ('73) and linebacker ('74)
Academic All-ACC

COACHING HONORS

- 1996 Mid-American Conference Coach of the Year
- Unanimous 2006 ACC Coach of the Year
- 2006 National Coach of the Year
AP, AFCA, Bobby Dodd, The Sporting News

AS A HEAD COACH

Year	School	Record	Conf	Bowl
2010	Wake Forest	2-9	1-7	
2009	Wake Forest	5-7	3-5	
2008	Wake Forest	8-5	4-4	EagleBank
2007	Wake Forest	9-4	5-3	Meineke
2006	Wake Forest	11-3	6-2	Orange
2005	Wake Forest	4-7	3-5	
2004	Wake Forest	4-7	1-7	
2003	Wake Forest	5-7	3-5	
2002	Wake Forest	7-6	3-5	Seattle
2001	Wake Forest	6-5	3-5	
2000	Ohio University	7-4	5-3	
1999	Ohio University	5-6	5-3	
1998	Ohio University	5-6	5-3	
1997	Ohio University	8-3	6-2	
1996	Ohio University	6-6	5-3	
1995	Ohio University	2-8-1	1-6-1	

Career

At Ohio University	33-33-1	27-20-1
At Wake Forest	61-60	32-48

AS AN ASSISTANT COACH

Year	School	Record	Conf	Bowl
1994	Air Force	8-4	6-2	
1993	Air Force	4-8	1-7	
1992	Air Force	7-5	4-4	Liberty
1991	Air Force	10-3	6-2	Liberty
1990	Air Force	7-5	3-4	Liberty
1989	Air Force	8-4-1	5-1-1	Liberty
1988	Air Force	5-7	3-6	
1987	Air Force	9-4	6-2	Freedom
1986	Air Force	6-5	6-2	
1985	Air Force	12-1	7-1	B'bonnet
1984	Air Force	8-4	4-3	Ind'pen
1983	Marshall	4-7	3-4	
1982	Marshall	3-8	1-6	
1981	Marshall	2-9	1-5	
1980	Marshall	2-8-1	0-5-1	
1979	Marshall	1-10	0-6	
1978	Emory & Henry	2-7	2-2	





2010 DEMON DEACON FOOTBALL

GAME #12 ❖ WAKE FOREST AT VANDERBILT ❖ NOV. 27, 2010 ❖ VANDERBILT STADIUM



WAKE FOREST PRONUNCIATION GUIDE

FIRST NAMES

Cyhl..... Like the name "Kyle"
 Derricus..... DARE-ih-cus
 Duranduh-RAN
 Gelo..... Jello
 Jharrison Harrison
 Lovell.....Luh-VELL
 Merrill..... murh-ELL
 Nikita..... nih-KEE-tah
 Quan Kwan
 Ramon.....rah-MOAN

LAST NAMES

Basford.....BASS-ferd
 Bechtel..... BECK-tuhl
 BetrosBEE-troas
 Bolling BOWL-ing
 Booi.....BOO-ee
 Campanaro.....CAMP-ah-nair-oh
 Dunmeyer.....DUNN-my-er
 Ehrmann.....URR-men
 Emert EEM-ert
 FeimsterFEEM-ster
 Khouri..... COR-ee
 LoweLO
 MalchowMAL-ko
 Nenon KNEE-nun
 Noel no-ELL
 Okorooh-KURR-oh
 Orange Like the color "orange"
 Popham..... POP-um
 Quarles.....QUARLZ
 Souza SOO-zah
 Stachitas sta-KITE-us
 VogelsangVO-guhl-sang
 Woodlief..... WOOD-leaf

PROBABLE OFFENSIVE STARTERS

QB	11	Tanner Price	Fr.	Leads WF true-freshmen in pass yards and completions
TB	25	Josh Harris	R-Fr.	Has a team-high 582 rushing yards on the year
FB	42	Tommy Bohanon	So.	Leads team in three weight room records including 462 bench
WR	2	Chris Givens	R-So.	Led team with three catches at NC State
WR	8	Marshall Williams	R-Sr.	Threw 41-yard touchdown pass against BC; has 2 this season
TE	83	Cameron Ford	R-Jr.	Averaging 10.5 yards per catch
LT	69	Dennis Godfrey	R-Jr.	Best pass blocker on the offensive line
LG	74	Garrick Williams	R-So.	Made his second-straight start against Clemson
C	72	Russell Nenon	R-Sr.	Started one game this season at LG
RG	75	Michael Hoag	R-Jr.	Has made his first nine career starts this season
RT	62	Doug Weaver	R-Jr.	Has started all 10 games this season

TOP OFFENSIVE RESERVES

TB	27	Josh Adams	R-Sr.	Eclipsed a 1,000 career rush yards earlier this season
TB	22	Brandon Pendergrass	R-Jr.	Scored second rushing TD of the season vs. Georgia Tech
LG	78	Joe Looney	Jr.	Had five knockdowns and graded out at 87% vs. Georgia Tech
RG	79	Gabe Irby	R-So.	Made his first career start against NC State
WR	3	Devon Brown	R-Jr.	Eclipsed 1,000 career receiving yards against BC
WR	28	Michael Campanaro	R-Fr.	Had a career-best 67 yards rushing against NC State
QB	12	Skylar Jones	R-Jr.	Has completed 13 passes on the year; Has 41 rushing yards
QB	15	Brendan Cross	R-Fr.	Entered GT game for Stachitas, but was injured late in 1st quarter
WR	18	Danny Dembry	R-Jr.	Made first collegiate start at Maryland
TE	80	Andrew Parker	Jr.	Had a season-high three catches against Clemson

PROBABLE DEFENSIVE STARTERS

DE	98	Zack Thompson	R-Fr.	Has a total of 17 tackles on the year, including 3 vs. CU
NG	50	Nikita Whitlock	R-Fr.	Has 8.0 tackles for loss on the year; Deflected 2 passes at NCSU
DE	95	Kevin Smith	R-Fr.	Made third-straight start against Clemson
OLB	40	Joey Ehrmann	R-So.	Had first interception of collegiate career vs. BC
OLB	97	Kyle Wilber	R-Jr.	Ranks in the top seven in the ACC in three defensive categories
ILB	46	Matt Woodlief	R-Sr.	Is second on the team with 11.5 tackles for loss
ILB	56	Hunter Haynes	R-Sr.	Leads the team with 70 tackles on the year
CB	4	Josh Bush	R-Jr.	Has 31 tackles and three pass breakups on the year
FS	23	Daniel Mack	R-Fr.	Had his second career interception vs. Clemson
SS	26	Duran Lowe	R-Fr.	Made third career start at NC State; made two stops
CB	9	Kevin Johnson	Fr.	Started each of the last four games in the secondary

TOP DEFENSIVE RESERVES

DE	93	Frank Souza	R-Fr.	One of five Jacksonville Nease players on Wake defense
ILB	32	Scott Betros	R-So.	Made 15 tackles over the last three games
WLB	45	Riley Haynes	R-So.	Younger brother of Hunter, has 14 stops on the year
OLB	55	Tristan Dorty	R-Jr.	Had a sack and three tackles against Clemson
NG	95	Ramon Booi	R-So.	Another Jacksonville Nease product on the D-line
DE	57	Gelo Orange	R-Jr.	Has 2.5 tackles for loss on the season
FS	21	Alex Frye	R-Sr.	Fifth on the team with 55 tackles
SS	5	Cyhl Quarles	R-Jr.	Has 61 tackles, ranking third on the team
CB	6	Kenny Okoro	R-So.	Tied for the team lead with four pass breakups
CB	17	A.J. Marshall	Fr.	Had career high seven tackles against Virginia Tech

SPECIALISTS

P	37	Shane Popham	R-Jr.	Booted a career-long, 63-yard punt vs. Navy
PK	82	Jimmy Newman	So.	Converted last 10 field goal attempts and 61 straight PATs
LS	53	Greg Bechtel	R-Sr.	Consecutive good snaps streak ended at 265 at FSU
KR	28	Michael Campanaro	R-Fr.	Averages 80.4 all purpose yards per game
KR	3	Devon Brown	R-Jr.	Third on the team with 705 all-purpose yards





2010 DEMON DEACON FOOTBALL

GAME #12 ❖ WAKE FOREST AT VANDERBILT ❖ NOV. 27, 2010 ❖ VANDERBILT STADIUM

No.	Name	Pos.	Ht.	Wt.	Yr.	Hometown/High School
2	Chris Givens	WR	6-0	195	R-So.	Wylie, TX/Wylie
3	Devon Brown	WR	5-9	185	R-Jr.	Ashburn, VA/Stone Bridge
4	Josh Bush	S	5-11	200	R-Jr.	Lexington, NC/West Davidson
5	Cyhl Quarles	S	6-3	205	R-Jr.	Tucker, GA/Meadowcreek
6	Kenny Okoro	CB	6-0	195	R-So.	Greensboro, NC/Dudley
8	Marshall Williams	WR	6-1	190	R-Sr.	Durham, NC/Riverside
9	Kevin Johnson	CB	6-0	160	Fr.	Clarksville, MD/River Hill
10	Merrill Noel	CB	5-10	180	Fr.	Pahokee, FL/Pahokee
10	Turner Faulk	QB	5-8	165	R-So.	Winston-Salem, NC/Carver
11	Tanner Price	QB	6-2	190	Fr.	Austin, TX/Westlake
12	Skylar Jones	QB	6-1	190	R-Jr.	Middletown, OH/Middletown
13	Ted Stachitas	QB	6-1	205	R-So.	Ponte Vedra Beach, FL/Nease
14	C.J. Washington	CB	5-8	160	R-Jr.	Winston-Salem, NC/Carver
14	Patrick Thompson	QB	6-2	210	Fr.	Ashburn, VA/Stone Bridge
15	Brendan Cross	QB	6-2	200	R-Fr.	Alpharetta, GA/Chattahoochee
17	A.J. Marshall	CB	5-11	180	Fr.	Durham, NC/Southern Durham
17	Chris Langley	WR	6-2	190	R-Sr.	Suwanee, GA/Greater Atlanta Christian
18	Danny Dembry	WR	6-2	195	R-Jr.	Ahoskie, NC/Hertford County
18	Josh Strickland	S	6-2	185	R-Fr.	Winston-Salem, NC/Forsyth Country Day
20	Jason Green	CB	5-11	200	R-Fr.	White Plains, NY/Northfield Mount Hermon
20	Lovell Jackson	WR	5-10	185	R-So.	Tampa, FL/Plant
21	Alex Frye	S	6-3	195	R-Sr.	Fayetteville, NC/Jack Britt
22	Brandon Pendergrass	RB	5-9	200	R-Jr.	Royal Palm Beach, FL/Royal Palm Beach
23	Daniel Mack	S	6-0	195	R-Fr.	Miami, FL/Dade Christian
24	Alex Wulfeck	P	5-9	170	R-Fr.	Orange Park, FL/Bolles School
25	Josh Harris	RB	5-10	205	R-Fr.	Duncanville, TX/Duncanville
25	Joe LaBarbera	S	6-0	205	Fr.	Alamo, CA/Monte Vista
26	Duran Lowe	S	5-11	210	R-Fr.	Plant City, FL/Plant City
27	Josh Adams	RB	6-0	185	R-Sr.	Cary, NC/Cary
28	Michael Campanaro	WR	5-10	185	R-Fr.	Clarksville, MD/River Hill
28	Jharrison Gillespie	S	5-10	200	R-Fr.	Durham, NC/Hillside
29	Tyler Jackson	RB	6-0	195	Fr.	Parker, CO/Kent Denver
30	Nick Knott	RB	5-10	170	Fr.	Wylie, TX/Wylie
30	John Stamper	S	6-0	195	R-Jr.	Winston-Salem, NC/West Forsyth
32	Scott Betros	LB	6-1	240	R-So.	Jacksonville, FL/Bolles School
34	Willie Dixon V	RB	5-11	220	Sr.	Durham, NC/Cardinal Gibbons
35	Lee Malchow	LB	6-5	235	R-Sr.	Augusta, GA/Aquinas
36	Desmond Cooper	S	6-2	200	Fr.	Jacksonville, FL/Bolles School
37	Shane Popham	P/PK	5-11	185	R-Jr.	Crestview Hills, KY/Covington Catholic
37	Morgan Harris	CB	6-0	195	R-So.	Cary, NC/Cary
38	Zachary Allen	LB	6-2	215	Fr.	Pahokee, FL/Pahokee
39	Justin Jackson	LB	6-1	220	R-Fr.	Rockingham, NC/Richmond
39	Roger Khouri	FB	6-1	245	R-Fr.	Key Biscayne, FL/Ransom Everglades
40	Joey Ehrmann	LB	6-4	215	R-So.	Baltimore, MD/Gilman School
41	Mike Olson	LB	6-3	230	R-Fr.	Ashburn, VA/Stone Bridge
42	Tommy Bohanon	FB	6-2	245	So.	North Fort Myers, FL/North Fort Myers
43	Kyle Jarrett	LB	6-2	230	R-Jr.	Winston-Salem, NC/West Forsyth
44	Ben Emert	RB	6-1	225	Fr.	Ball Ground, GA/West Forsyth
45	Riley Haynes	LB	6-1	225	R-So.	Ponte Vedra Beach, FL/Nease
46	Matt Woodlief	LB	5-11	260	R-Sr.	Catawba, NC/Bandys
48	Jordan Garside	FB	5-10	225	Fr.	Jacksonville, FL/The Bolles School
49	Zach Massey	LS	6-1	195	R-Fr.	Kannapolis, NC/A.L. Brown
49	Derricus Ellis	DE	6-2	245	R-So.	Rome, GA/Darlington
50	Nikita Whitlock	NG	5-11	235	R-Fr.	Wylie, TX/Wylie
51	Daniel Vogelsang	DE	6-3	235	Fr.	Lexington, KY/Lexington Catholic
52	Logan Feimster	LS	6-5	250	Fr.	Statesville, NC/Statesville
53	Greg Bechtel	LS	6-0	220	R-Sr.	Cary, NC/Cary
54	Kris Redding	DT	6-4	255	R-Fr.	Douglasville, GA/Whitefield Academy
55	Tristan Dorty	DE	6-2	255	R-Jr.	Woodleaf, NC/West Rowan



POSITIONAL BREAKDOWN

QUARTERBACKS (6)

10	Turner Faulk	R-So.
11	Tanner Price	Fr.
12	Skylar Jones	R-Jr.
13	Ted Stachitas	R-So.
14	Patrick Thompson	Fr.
15	Brendan Cross	R-Fr.

RUNNING BACKS (7)

22	Brandon Pendergrass	R-Jr.
25	Josh Harris	R-Fr.
27	Josh Adams	R-Sr.
29	Tyler Jackson	Fr.
30	Nick Knott	Fr.
34	Willie Dixon V	Sr.
44	Ben Emert	Fr.

FULLBACKS (3)

39	Roger Khouri	R-Fr.
42	Tommy Bohanon	So.
48	Jordan Garside	Fr.

TIGHT ENDS (5)

80	Aandrew Parker	Jr.
83	Cameron Ford	R-Jr.
84	Jonathan Garcia	Fr.
85	Neil Basford	Fr.
89	Spencer Bishop	R-Fr.

WIDE RECEIVERS (12)

2	Chris Givens	R-So.
3	Devon Brown	R-Jr.
8	Marshall Williams	R-Sr.
9	Jordan Williams	Sr.
17	Chris Langley	R-Sr.
18	Danny Dembry	R-Jr.
20	Lovell Jackson	R-So.
28	Michael Campanaro	R-Fr.
81	Terence Davis	R-So.
86	Brandon Terry	Fr.
87	Matt James	Fr.
88	Quan Rucker	R-Fr.

CENTERS (4)

60	Whit Barnes	R-Fr.
66	Chance Raines	R-So.
72	Russell Nennon	R-Sr.
74	Garrick Williams	R-So.

OFFENSIVE TACKLES (7)

59	Antonio Ford	Fr.
62	Doug Weaver	R-Jr.
69	Dennis Godfrey	R-Jr.
70	Dylan Heartsill	Fr.
73	Stephen Chase	R-Fr.
76	Daniel Blitch	Fr.
77	Devin Bolling	R-Fr.

OFFENSIVE GUARDS (5)

68	Colin Summers	Fr.
71	Ryan Britt	R-Jr.
75	Michael Hoag	R-Jr.
78	Joe Looney	Jr.
79	Gabe Irby	R-So.





DEFENSIVE ENDS (10)

49	Derricus Ellis	R-So.
51	Daniel Vogelsang	Fr.
55	Tristan Dorty	R-Jr.
57	Gelo Orange	R-Jr.
63	Tyler King	Sr.
90	Will Wright	R-Jr.
94	Tripp Russell	R-Sr.
95	Kevin Smith	R-So.
97	Kyle Wilber	R-Jr.
98	Zach Thompson	R-Fr.

DEFENSIVE TACKLES (7)

50	Nikita Whitlock	R-Fr.
54	Kris Redding	R-Fr.
64	Bryson Dummeayer	R-So.
91	John Gallagher	R-Fr.
93	Frank Souza	R-Fr.
96	Duke Mosby	Fr.
99	Ramon Booi	R-So.

LINEBACKERS (13)

25	Joe LaBarbera	Fr.
32	Scott Betros	R-So.
35	Lee Malchow	R-Sr.
38	Zach Allen	Fr.
39	Justin Jackson	R-Fr.
40	Joey Ehrmann	R-So.
41	Mike Olson	R-Fr.
43	Kyle Jarrett	R-Jr.
45	Riley Haynes	R-So.
46	Matt Woodlief	R-Sr.
56	Hunter Haynes	R-Sr.
58	J.D. Oglesby	R-Fr.
60	Barrett Powell	R-So.

CORNERBACKS (7)

6	Kenny Okoro	R-So.
9	Kevin Johnson	Fr.
10	Merrill Noel	Fr.
14	C.J. Washington	R-Jr.
17	A.J. Marshall	Fr.
20	Jason Green	R-Fr.
37	Morgan Harris	R-So.

SAFETIES (9)

4	Josh Bush	R-Jr.
5	Cyhl Quarles	R-Jr.
18	Josh Strickland	R-Fr.
21	Alex Frye	R-Sr.
23	Daniel Mack	R-Fr.
26	Duran Lowe	R-Fr.
28	Jharrison Gillespie	R-Fr.
30	Josh Stamper	R-Jr.
36	Desmond Cooper	Fr.

PUNTER/PLACICKER (3)

24	Alex Wulfeck	R-Fr.
37	Shane Popham	R-Jr.
82	Jimmy Newman	So.

LONG SNAPPER (3)

49	Zach Massey	R-Fr.
52	Logan Feimster	Fr.
53	Greg Bechtel	R-Sr.

No.	Name	Pos.	Ht.	Wt.	Yr.	Hometown/High School
56	Hunter Haynes	LB	6-2	240	R-Sr.	Ponte Vedra Beach, FL/Nease
57	Gelo Orange	DE	6-1	230	R-Jr.	Naples, FL/Naples
58	J.D. Oglesby	LB	6-1	245	R-Fr.	Winston-Salem, NC/Atkins
59	Antonio Ford	OT	6-3	285	Fr.	Pahokee, FL/Pahokee
60	Whit Barnes	C	6-4	280	R-Fr.	Rocky Mount, NC/Rocky Mount
60	Barrett Powell	LB	6-1	215	R-So.	Pittsboro, NC/Northwood
62	Doug Weaver	OT	6-8	305	R-Jr.	Roxboro, NC/Person
63	Tyler King	DE	6-3	240	Sr.	Mount Gilead, NC/West Montgomery
64	Bryson Dummeayer	NG	6-2	315	R-So.	Charlotte, NC/North Mecklenburg
66	Chance Raines	C	6-2	290	R-So.	Jacksonville, FL/Bolles School
68	Colin Summers	OG	6-4	310	Fr.	Raleigh, NC/Needham Broughton
69	Dennis Godfrey	OT	6-3	335	R-Jr.	Sanford, NC/Lee County
70	Dylan Heartsill	OT	6-5	310	Fr.	Prattville, AL/Prattville Christian
71	Ryan Britt	OG	6-4	275	R-Jr.	Grapevine, TX/Heritage
72	Russell Nenon	C	6-4	295	R-Sr.	Memphis, TN/Memphis University School
73	Steven Chase	OT	6-7	295	R-Fr.	Frederick, MD/Thomas Johnson
74	Garrick Williams	C	6-4	310	R-So.	Columbia, MO/Rock Bridge
75	Michael Hoag	OG	6-6	295	R-Jr.	Knoxville, TN/Farragut
76	Daniel Blitch	OT	6-6	305	Fr.	Gainesville, GA/North Hall
77	Devin Bolling	OT	6-5	290	R-Fr.	Lynchburg, VA/Brookville
78	Joe Looney	OG	6-3	315	JR	Lake Worth, FL/Lake Worth
79	Gabe Irby	OG	6-3	305	R-So.	Habersham, GA/Central
80	Andrew Parker	TE	6-5	245	JR	Jacksonville, FL/Bartram Trail
81	Terence Davis	WR	6-1	190	R-So.	Lilburn, GA/Brookwood
82	Jimmy Newman	P/PK	6-2	205	So.	Oxford, AL/Oxford
83	Cameron Ford	TE	6-4	255	R-Jr.	Anderson, SC/T.L. Hanna
84	Jonathan Garcia	TE	6-4	230	Fr.	Cape Coral, FL/Ida Baker
85	Neil Basford	TE	6-4	240	Fr.	Jacksonville, FL/Bishop Kenny
86	Brandon Terry	WR	6-5	210	Fr.	Alpharetta, GA/Alpharetta
87	Matt James	WR	6-6	205	Fr.	Raleigh, NC/Sanderson
88	Quan Rucker	WR	6-0	195	R-Fr.	Statesville, NC/West Iredell
89	Spencer Bishop	TE	6-2	225	R-Fr.	Pinehurst, NC/Pinecrest
90	Will Wright	DE	6-4	230	R-Jr.	Wilmington, NC/Hoggard
91	John Gallagher	DT	6-4	255	R-Fr.	Ponte Vedra, FL/Nease
93	Frank Souza	DT	6-4	285	R-Fr.	Ponte Vedra, FL/Nease
94	Tripp Russell	DE	6-3	245	R-Sr.	Winston-Salem, NC/Mount Tabor
95	Kevin Smith	DE	6-4	230	R-So.	Plano, TX/East
96	Duke Mosby	DT	6-2	290	Fr.	Washington, DC/Woodberry Forest
97	Kyle Wilber	DE	6-5	235	R-Jr.	Apopka, FL/Apopka
98	Zach Thompson	DE	6-5	255	R-Fr.	Ashburn, VA/Stone Bridge
99	Ramon Booi	NG	6-6	300	R-So.	Jacksonville, FL/Nease

WAKE FOREST FOOTBALL STAFF

Position	Name	Alma Mater	Years at Wake
Head Coach	Jim Grobe	Virginia, 1975	10th
Associate HC/Running Backs/Kickers	Billy Mitchell	East Carolina, 1972	10th
Defensive Coordinator/Def. Backs	Brad Lambert	Kansas State, 1987	10th
Offensive Coordinator/Offensive Line	Steed Lobotzke	Air Force, 1992	10th
Defensive Ends	Tim Billings ^	Southeast Oklahoma State, 1980	5th
Quarterbacks	Tom Elrod	Wake Forest, 1997	15th*
Secondary	Keith Henry ^	Catawba, 1989	10th
Wide Receivers	Brian Knorr ^	Air Force, 1986	3rd
Recruiting Coord./Defensive Tackles	Ray McCartney ^	Guilford, 1980	10th
Tight Ends/Linebackers	Steve Russ	Air Force, 1995	3rd
Assistant AD/Football	Bill Faircloth	Wake Forest, 1964	36th*
Graduate Assistant (Off.)	Joe Tereshinski	Georgia, 2006	1st
Graduate Assistant (Def.)	Dominic Anderson	Wake Forest, 2006	5th*
Operations Assistant	Trevor Lambert	Kansas State, 2008	3rd
Recruiting Assistant	Chris Barclay	Wake Forest, 2009	5th*


^ seated in pressbox during games

* includes seasons as either a graduate assistant and/or student-athlete

WF 2010 DEMON DEACON FOOTBALL

GAME #12 ❖ WAKE FOREST AT VANDERBILT ❖ NOV. 27, 2010 ❖ VANDERBILT STADIUM

2010 GAME RECAPS & BOX SCORES



GAME 1 WAKE FOREST 53, PRESBYTERIAN 13 SEPTEMBER 2, 2010 BB&T FIELD (28,205)

WINSTON-SALEM, N.C. - The Demon Deacons set a school record for points at BB&T Field in a 53-13 win over an outmanned but creative Presbyterian

The Demon Deacons used four quarterbacks in Ted Stachitas, Tanner Price, Brendan Cross and Skylar Jones, with each completing their first career pass attempt. Aided by Devon Brown's 85-yard TD run, the fourth-longest rush in school history, the Deacs amassed 415 yards

on the ground, good for fifth-best total in the program's 100-plus seasons of football.

The Demon Deacons produced their highest point total in a home game since a 56-6 win over Richmond on Oct. 6, 1951. That one was played at "Old Wake Forest" five years before the university moved to Forsyth County. The point total was the program's highest in any game since a 56-28 win at Vanderbilt on Nov. 24, 1990, and the margin of victory was the largest since a 47-3 win over UAB on Oct. 23, 1999.

Scoring	1	2	3	4	Total
Presbyterian	0	7	6	0	13
Wake Forest	21	14	2	16	53

1st Quarter

WF – Stachitas 34 yrd run, (Newman kick), 13:31
WF – Adams 14 yrd run, (Newman kick), 8:29
WF – Frye 44 yrd interception return, (Newman kick), 4:42

2nd Quarter

WF – Pendergrass 16 yrd run, (Newman kick), 3:27
PC – Ruff 68 yrd pass from Overholt (Miller kick), 3:12
WF – Harris 3 yrd run (Newman kick), 1:01

3rd Quarter

PC – Bailey 18 yrd pass from Miley, (Miller kick blocked) 11:40
WF – Okoro defensive PAT return, 11:40

4th Quarter


WF – Brown 85 yrd run, (Newman kick), 11:18
WF – Newman 36 yrd field goal, 4:13
WF – Harris 46 yrd run (Wulfbeck rush failed), 1:25

	PC	WF
FIRST DOWNS	18	23
RUSHES-YARDS (NET)	34-70	50-415
PASSING YDS (NET)	292	94
Passes Comp-Att-Int	24-42-1	10-24-0
TOTAL OFFENSE PLAYS-YARDS	76-362	74-509
Punt Returns-Yards	0-0	0-0
Kickoff Returns-Yards	8-152	3-98
Interception Returns-Yards	0-0	1-44
Punts (Number-Avg)	9-37.9	5-40.4
Fumbles-Lost	2-0	2-1
Penalties-Yards	7-65	6-65
Possession Time	32:11	27:49
Third-Down Conversions	5 of 19	9 of 17
Fourth-Down Conversions	1 of 3	0 of 0
Red-Zone Scores-Chances	1-1	4-4
Sacks By: Number-Yards	0-0	4-16

RUSHING: PC – Dendy 16-49; Byrd 8-19; Moreland 1-11; Ruff 1-minus 2; Miley 8-minus 16; Sumner 0-9. WF – Brown 2-91; Stachitas 10-76; Harris 6-74; Bohanon 6-47; Adams 8-43; Pendergrass 7-38; Price 3-17; Cross 3-15; Jones 3-12; Campanaro 2-2.

PASSING: PC – Miley 18-34-1-165; Gary 4-6-0-44; Overholt 2-2-0-83. WF – Stachitas 7-13-0-84; Price 1-7-0-4; Cross 1-3-0-3; Jones 1-1-0-3.

RECEIVING: PC – Cole 6-76; Ruff 4-122; Bumgarner 4-33; Bailey 3-38; Mckoy 3-7; Byrd 2-13; Dendy 2-3. WF – Davis 3-12; Williams 2-39; Williams 1-23; Brown 1-9; Campanaro 1-5; Ford 1-4; Adams 1-2.



GAME 2 WAKE FOREST 54, DUKE 48 SEPTEMBER 11, 2010 BB&T FIELD (31,673)

WINSTON-SALEM, N.C. - Wake Forest outlasted Duke 54-48 at BB&T Field in what ended up as the second-highest scoring game in ACC history.

Freshman quarterback Tanner Price got the bulk of the minutes for Wake after starter Ted Stachitas injured his hand in the first half, and he had a game to remember, throwing for 190 yards and three touchdowns.

Wide receiver Marshall Williams threw his first career touchdown pass, hooking up with Chris Givens on an 81-yard gadget play that turned out to be the third longest pass in school history and the longest at BB&T Field.

Scoring	1	2	3	4	Total
Duke	14	21	3	10	48
Wake Forest	7	28	6	13	54

1st Quarter

WF – Stachitas 23 yrd run, (Newman kick), 11:13
DU – Connette 4 yrd run, (Snyderwine kick), 7:37
DU – Helfet 9 yrd pass from Renfree, (Snyderwine kick), 3:26

2nd Quarter

WF – Givens 18 yrd fumble recovery, (Newman kick), 14:13
WF – Price 1 yrd run (Newman kick), 8:07
DU – Vernon 70 yrd pass from Renfree (Snyderwine kick), 7:52
WF – Givens 81 yrd pass from M. Williams (Newman kick), 7:39
WF – M. Williams 13 yrd pass from Price (Newman kick), 5:17
DU – Scott 63 yrd run (Snyderwine kick), 2:43
DU – Kelly 13 yrd pass from Renfree (Snyderwine kick), 0:41

3rd Quarter

WF – M. Williams 38 yrd pass from Price (Faulk rush failed), 8:12
DU – Snyderwine 46 yrd field goal, 3:13

4th Quarter

WF – Demby 23 yrd pass from Price (Newman kick), 13:58
DU – Snyderwine 38 yrd field goal, 8:45
WF – Brown 6 yrd run (Team rush failed), 2:53
DU – Vernon 51 yrd pass from Renfree (Snyderwine kick), 1:39

	DU	WF
FIRST DOWNS	22	24
RUSHES-YARDS (NET)	29-129	53-229
PASSING YDS (NET)	358	271
Passes Comp-Att-Int	28-44-3	13-24-2
TOTAL OFFENSE PLAYS-YARDS	73-487	77-500
Punt Returns-Yards	3-50	2-53
Kickoff Returns-Yards	9-222	8-138
Interception Returns-Yards	2-28	3-29
Punts (Number-Avg)	4-48.8	5-42.2
Fumbles-Lost	2-1	0-0
Penalties-Yards	3-28	5-55
Possession Time	28:16	31:44
Third-Down Conversions	7 of 15	6 of 16
Fourth-Down Conversions	1 of 2	2 of 2
Red-Zone Scores-Chances	4-4	3-3
Sacks By: Number-Yards	0-0	1-2

RUSHING: DU – Scott 11-122; Connette 6-15; Snead 5-14; Hollingsworth 1-8; Thompson 2-1; Renfree 3-minus 5. WF – Stachitas 9-77; Price 10-56; Harris 12-50; Brown 6-29; Pendergrass 2-8; Adams 6-7; Givens 2-4; Bohanon 2-4.

PASSING: DU – Renfree 28-44-3-358. WF – Price 12-19-1-190; Stachitas 0-4-1-0; Williams, M. 1-1-0-81.


RECEIVING: DU – Kelly 10-73; Vernon 8-181; Varner 6-51; Helfet 2-17; Scott 1-31; Huffman 1-5. WF – Givens 4-159; Brown 4-30; Williams, M. 2-51; Demby 2-29; Campanaro 1-2.



2010 DEMON DEACON FOOTBALL

GAME #12 ❖ WAKE FOREST AT VANDERBILT ❖ NOV. 27, 2010 ❖ VANDERBILT STADIUM

2010 GAME RECAPS & BOX SCORES



GAME 3 STANFORD 68, WAKE FOREST 24 SEPTEMBER 19, 2010 STANFORD STADIUM (39,061)

STANFORD, CALIF. - No. 19 Stanford scored on its first eight possessions en route to a 68-24 win over Wake Forest at Stanford Stadium.

The Cardinal racked up 535 yards of total offense. Cardinal quarterback Andrew Luck completed 17 of 23 passes for four touchdowns and also rushed for a 52-yard touchdown.

Deacon quarterback Tanner Price rushed for 65 yards and a touchdown, in addition to throwing for 76 yards. Michael Campanaro rushed for a career-high 41 yards and scored his first career touchdown on a 22-yard reverse in the third quarter.

Scoring	1	2	3	4	Total
Wake Forest	7	3	14	0	24
Stanford	14	27	14	13	68

1st Quarter

STAN – Owusu 8 yrd pass from Luck, (Whitaker kick), 9:12
WF – Givens 22 yrd run, (Newman kick), 7:00
STAN – Owusu 35 yrd pass from Luck, (Whitaker kick), 6:24

2nd Quarter

STAN – Gaffney 4 yrd run, (Whitaker kick), 13:56
STAN – Amanam 12 yrd pass from Luck (Whitaker kick failed), 11:12
STAN – Luck 52 yrd run (Whitaker kick), 7:42
STAN – Gaffney 2 yrd run (Whitaker kick), 2:50
WF – Newman 48 yrd field goal, 0:04

3rd Quarter

STAN – Taylor 9 yrd run, (Whitaker kick) 12:59
STAN – Baldwin 3 yrd pass from Luck, 11:05
WF – Price 28 yrd run (Newman kick), 8:46
WF – Campanaro 22 yrd run (Newman kick), 0:20

4th Quarter

STAN – Loukas 15 yrd run, (Whitaker kick failed), 8:41
STAN – Stutz 2 yrd run, (Whitaker kick), 6:06

	WF	STAN
FIRST DOWNS	21	28
RUSHES-YARDS (NET)	53-207	38-303
PASSING YDS (NET)	76	232
Passes Comp-Att-Int	8-20-1	20-28-0
TOTAL OFFENSE PLAYS-YARDS	73-283	66-535
Punt Returns-Yards	1-0	1-22
Kickoff Returns-Yards	8-204	4-105
Interception Returns-Yards	0-0	1-36
Punts (Number-Avg)	5-40.0	1-39.0
Fumbles-Lost	2-1	0-0
Penalties-Yards	2-5	6-55
Possession Time	30:33	29:27
Third-Down Conversions	6 of 16	5 of 8
Fourth-Down Conversions	4 of 4	2 of 2
Red-Zone Scores-Chances	0-1	8-8
Sacks By: Number-Yards	0-0	5-37

RUSHING: WF – Price 16-65; Campanaro 4-41; Pendergrass 5-34; Givens 4-25; Adams 4-16; Harris 6-15; Cross 5-9; Bohanon 3-9; Brown 3-1; Stachitas 3-minus 8.
STAN – Gaffney 7-76; Luck 3-69; Taylor 8-60; Loukas 6-39; Amanam 4-31; Wilkerson 6-16; Marecic 2-6; Stutz 2-6.

PASSING: WF – Price 8-18-1-76; Cross 0-2-0-0. STAN – Luck 17-23-0-207; Loukas 2-4-0-18; Nunes 1-1-0-7.

RECEIVING: WF – Givens 4-47; Brown 1-10; Williams, M. 1-8; Ford 1-8; Pendergrass 1-3. STAN – Owusu 3-65; Whalen 3-39; Baldwin 3-33; Reuland 2-19; Taylor 2-9; Whalen 2-9; Fleener 1-25; Amanam 1-12; Hewitt 1-10; Knapp 1-7; Patterson 1-4.



GAME 4 FLORIDA STATE 31, WAKE FOREST 0 SEPTEMBER 25, 2010 DOAK CAMPBELL STADIUM (61,647)

TALLAHASSEE, Fla. - Christian Ponder threw for 243 yards and two touchdowns to lead Florida State to a 31-0 win over Wake Forest at Doak Campbell Stadium on Saturday. It was the first time since 2005 that the Seminoles defeated the Deacons in Tallahassee, Fla.

The teams played through a scoreless first quarter before the Noles opened took a 7-0 lead with a touchdown early in the second quarter and never looked back. In addition to Ponder's performance, Jermaine Thomas rushed for 88 yards and Taiwan Easterling caught six passes for 112 yards. Willie Haulsted caught two touchdown passes for Florida State.

Wake Forest quarterback Tanner Price completed 6-of-12 passes for 35 yards before leaving the game with an injury, and Ted Stachitas went 5-of-5 passing for 47 yards in relief.

Josh Adams led the Deacon rushers with 35 yards, while Givens picked up 25 yards on the ground. Devon Brown hauled in three passes for 11 yards to lead the Wake receivers. Eight different Demon Deacons caught a pass in the game.

Alex Frye and Kyle Wilber led all players with 11 tackles, with Wilber also recording three tackles for loss, two sacks and a forced fumble.

Scoring	1	2	3	4	Total
Wake Forest	0	0	0	0	0
Florida State	0	10	7	14	31

2nd Quarter

FSU – Haulstead 10 yrd pass from Ponder (Hopkins kick), 13:22
FSU – Hopkins 34 yrd field goal, 5:28

3rd Quarter

FSU – Ponder 6 yrd run, (Hopkins kick), 8:34

4th Quarter

FSU – Haulstead 4 yrd pass from Ponder, (Hopkins kick), 7:28
FSU – Shaw 22 yrd pass from Manuel, (Hopkins kick), 1:04

	WF	FS
FIRST DOWNS	12	28
RUSHES-YARDS (NET)	43-103	39-201
PASSING YDS (NET)	82	284
Passes Att-Comp-Int	11-17-1	26-39-0
TOTAL OFFENSE PLAYS-YARDS	60-185	78-485
Punt Returns-Yards	0-0	5-25
Kickoff Returns-Yards	4-67	1-22
Interception Returns-Yards	0-0	1-0
Punts (Number-Avg)	6-42.8	1-26.0
Fumbles-Lost	2-1	2-2
Penalties-Yards	5-42	8-85
Possession Time	25:17	34:43
Third-Down Conversions	4 of 15	8 of 14
Fourth-Down Conversions	1 of 2	1 of 1
Red-Zone Scores-Chances	0-1	4-5
Sacks By: Number-Yards	3-21	6-34


RUSHING: WF – Adams 10-35; Givens 3-25; Stachitas 11-19; Price, 8-16; Bohanon 1-5; Harris 5-4; Pendergrass 2-3; Brown 2-0; Campanaro 1-minus 4. FSU – Thomas 10-88; Jones, 9-64; Thompson 6-37; Ponder 11-11; Manuel 1-4; Stanley 1-minus 1.

PASSING: WF – Price 6-12-1-35; Stachitas 5-5-0-47. FSU – Ponder 24-37-0-243; Manuel 2-2-0-41.

RECEIVING: WF – Brown 3-11; Williams, M. 2-14; Dembry 1-17; Adams 1-11; Bohanon 1-9; Ford 1-7; Parker 1-7; Givens C 1-6. FSU – Easterling 6-112; Reed 6-39; Haulstead 5-44; Shaw 2-28; Smith 2-9; Alexander 1-18; Jones 1-13; Thomas 1-11; Reliford 1-7; Thompson, 1-3.



2010 GAME RECAPS & BOX SCORES



GAME 5 **GEORGIA TECH 24, WAKE FOREST 20** **OCTOBER 2, 2010** **BB&T FIELD (30,263)**

WINSTON-SALEM, N.C. - All things considered - and the pileup of injured quarterbacks offered a lot to ponder - the Wake Forest Demon Deacons couldn't have been too upset about life with 2:21 left Saturday night. They led allegedly ground-bound Georgia Tech by a field goal and had 69 yards of turf to play with as the Yellow Jackets took over.

In the end, however, Tech's improbability - a passing-based drive concluding with 15 seconds left - beat the Deacons' odds-buster as Joshua Nesbitt hit third-string wide receiver Correy Earls on a slant pattern that defeated Wake 24-20 at BB&T Field.

Josh Adams rushed for 101 yards in the contest, becoming the Deacons' first 100-yard rusher since Kevin Harris hit the century mark in the 2008 EagleBank Bowl.

Wake Forest went through three quarterbacks on its first four possessions. Starter Ted Stachitas hurt his back on Wake's second drive of the game, and his replacement Brendan Cross injured his shoulder on the Deacon's third drive. Last week's starter Tanner Price was already sidelined with a concussion, leaving the offense in the hands of Skylar Jones.

Scoring	1	2	3	4	Total
Georgia Tech	3	3	0	18	24
Wake Forest	3	7	7	3	20

1st Quarter

GT - Blair 47 yrd field goal, 10:54
WF - Newman 20 yrd field goal, 3:51

2nd Quarter

WF - Pendergrass 1 yrd run, (Newman kick), 1:22
GT - Blair 45 yrd field goal, 0:27

3rd Quarter

WF - Adams 3 yrd run, (Newman kick), 0:42

4th Quarter


GT - Blair 42 yrd field goal, 10:23
GT - Peebles 20 yrd pass from Nesbitt, (Nesbitt rush), 6:50
WF - Newman 26 yrd field goal, 2:21
GT - Earls 9 yrd pass from Nesbitt (Blair kick), 0:15

	GT	WF
FIRST DOWNS	17	11
RUSHES-YARDS (NET)	48-209	43-161
PASSING YDS (NET)	130	107
Passes Comp-Att-Int	11-21-0	10-23-0
TOTAL OFFENSE PLAYS-YARDS	69-339	66-268
Punt Returns-Yards	5-51	1-13
Kickoff Returns-Yards	5-113	5-76
Interception Returns-Yards	0-0	0-0
Punts (Number-Avg)	5-39.6	8-35.0
Fumbles-Lost	5-2	0-0
Penalties-Yards	8-79	7-54
Possession Time	28:35	31:25
Third-Down Conversions	5 of 17	6 of 18
Fourth-Down Conversions	3 of 4	1 of 1
Red-Zone Scores-Chances	2-3	4-4
Sacks By: Number-Yards	0-0	2-18

RUSHING: GT - Nesbitt 26-72; Allen 10-63; Bostic 3-41; Peebles 5-16; Lyons 2-9; Smith 2-8. WF - Adams 20-101; Jones 8-31; Pendergrass 5-13; Cross 1-7; Stachitas 2-7; Brown 2-5; Givens 4-minus 1.

PASSING: GT - Nesbitt 11-21-0-130. WF - Jones 9-20-0-105; Cross 1-2-0-2; Stachitas 0-1-0-0.

RECEIVING: GT - Smith 2-23; Earls 2-18; Hill 2-7; Lyons 1-38; Peebles 1-20; Jones 1-9; Cone 1-9; Melton 1-6. WF - Brown 4-54; Givens 2-9; Ford 1-21; Williams, M. 1-16; Adams 1-8; Bohanon 1-minus 1.



GAME 6 **NAVY 28, WAKE FOREST 27** **OCTOBER 9, 2010** **BB&T FIELD (31,454)**

WINSTON-SALEM, N.C. - Not that they keep track of such things, but the Wake Forest Demon Deacons may have set a record for disheartening last-minute home losses in a month.

Déjà vu became déjà blue when Navy's triple-option offense, doing almost exactly what Georgia Tech's triple-option offense had done a week earlier, drove more than 60 yards in around two minutes and hit the game-winning pass with less than 30 seconds to play. This time, the actors were Midshipmen quarterback Ricky Dobbs, who faked the option keeper and found Greg Jones in the back of the end zone with 26.4 ticks on the clock, and kicker Joe Buckley, who added the extra point to deliver a 28-27 win.

The result overshadowed a terrific performance from Tanner Price, who authored the best statistical day of a true freshman quarterback in Wake history: 37 completions in 53 attempts for 326 yards and two touchdowns. Finding secondary options when the primaries were taken away, Price made a good living out of the intermediate pass all night. Only four of the 37 completions went for more than 15 yards, but that was fine. Wake developed a ball-control offense through the air after having considerable trouble in that area in the season's first five games.

Scoring	1	2	3	4	Total
Navy	7	7	7	7	28
Wake Forest	7	10	7	3	27

1st Quarter

WF - Price 1 yrd run, (Newman kick), 12:44
NAVY - Teich 6 yrd pass from Dobbs, (Buckley kick), 7:34

2nd Quarter

WF - Newman 45 yrd field goal, 13:24
NAVY - Dobbs 3 yrd run, (Buckley kick), 10:12
WF - Givens 11 yrd pass from Price, (Newman kick), 0:12

3rd Quarter

NAVY - Dobbs 4 yrd run, (Buckley kick), 11:59
WF - Brown 12 yrd pass from Price (Newman kick), 1:08

4th Quarter

WF - Newman 31 yrd field goal, 8:34
NAVY - Jones 6 yrd pass from Dobbs, (Buckley kick), 0:26

	NAVY	WF
FIRST DOWNS	18	27
RUSHES-YARDS (NET)	51-274	24-77
PASSING YDS (NET)	94	326
Passes Att-Comp-Int	8-19-1	37-53-0
TOTAL OFFENSE PLAYS-YARDS	70-368	77-403
Punt Returns-Yards	0-0	2-16
Kickoff Returns-Yards	5-118	5-165
Interception Returns-Yards	0-0	1-0
Punts (Number-Avg)	5-46.4	4-45.8
Fumbles-Lost	0-0	3-2
Penalties-Yards	6-51	6-47
Possession Time	29:25	30:35
Third-Down Conversions	10 of 17	7 of 16
Fourth-Down Conversions	1 of 2	1 of 1
Red-Zone Scores-Chances	4-4	4-5

RUSHING: NAVY- Dobbs 22-100; Santiago 6-66; Teich 10-43; Byrd 3-25; Greene 6-25; Murray 3-14; Diggs 1-1. WF - Harris 14-46; Pendergrass 3-19; Price 2-9; Bohanon 1-4; Adams 4-minus 1.

PASSING: NAVY - Dobbs 8-19-1-94. WF - Price 37-53-0-326.

RECEIVING: NAVY - Greene 3-44; Jones 3-35; Santiago Aaron 1-9; Teich 1-6. WF - Brown 10-59; Givens 7-60; Demby 4-51; Campanaro 4-44; Harris 3-32; Bohanon 3-27; Williams, M. 3-12; Ford 2-24; Pendergrass 1-17.



2010 DEMON DEACON FOOTBALL

GAME #12 ❖ WAKE FOREST AT VANDERBILT ❖ NOV. 27, 2010 ❖ VANDERBILT STADIUM

2010 GAME RECAPS & BOX SCORES



GAME 7 VIRGINIA TECH 52, WAKE FOREST 21 OCTOBER 16, 2010 LANE STADIUM (66,233)

BLACKSBURG, Va. – Josh Harris rushed for 241 yards, the most for any Wake player since 2005, and two touchdowns, but the Virginia Tech offense proved to be too much as the Hokies defeated Wake Forest 52-21 at Lane Stadium on Saturday afternoon.

Harris' 241-yard performance was the most for a Demon Deacon since Micah Andrews rushed for 254 yards against Vanderbilt in 2005, the second-most for a

Wake Forest freshman all-time and was tied for the fifth-highest single-game rushing performance in the FBS this season. It is also the most rushing yards that Virginia Tech has ever allowed to an individual player. His 87-yard touchdown run was tied for the third-longest run in school history.

Chris Givens caught two passes for 84 yards and a touchdown, and his 78-yard touchdown reception in the third quarter was his second-longest catch of the season.

Scoring	1	2	3	4	Total
Wake Forest	7	7	7	0	21
Virginia Tech	21	28	3	0	52

1st Quarter

VT – Thomas 2 yrd pass from Taylor (Hazley kick), 13:29
VT – Evans 5 yrd run (Hazley kick), 7:36
WF – Harris 33 yrd run (Newman kick), 6:17
VT – Coale 25 yrd pass from Taylor (Hazley kick), 3:02

2nd Quarter

VT – Evans 8 yrd run, (Hazley kick), 12:34
WF – Harris 87 yrd run (Newman kick), 12:16
VT – Taylor 1 yrd run (Hazley kick), 8:49
VT – Evans 1 yrd run (Hazley kick), 3:36
VT – Boykin 10 yrd pass from Taylor (Hazley kick), 0:52

3rd Quarter


WF – Givens 78 yrd pass from Price, (Newman kick), 11:35
VT – Hazley 33 yrd field goal, 4:52

	WF	VT
FIRST DOWNS	9	35
RUSHES-YARDS (NET)	25-254	54-291
PASSING YDS (NET)	92	314
Passes Att-Comp-Int	4-17-0	22-35-0
TOTAL OFFENSE PLAYS-YARDS	42-346	89-605
Punt Returns-Yards	1-0	4-55
Kickoff Returns-Yards	5-107	2-38
Interception Returns-Yards	0-0	0-0
Punts (Number-Avg)	8-35.2	2-47.5
Fumbles-Lost	0-0	3-0
Penalties-Yards	8-75	4-35
Possession Time	18:34	41:26
Third-Down Conversions	2 of 10	12 of 17
Fourth-Down Conversions	0 of 0	0 of 1
Red-Zone Scores-Chances	0-0	7-8
Sacks By: Number-Yards	1-8	1-6

RUSHING: WF – Harris 20-241; Campanaro 1-12; Adams 2-2; Price 2-minus 1.
VT – Wilson 15-105; Evans 12-52; Oglesby 4-44; Gregory 7-34; Taylor 7-31; Thomas 3-15; Davis 1-12; Roberts D 2-5;

PASSING: WF – Price 3-16-0-92; Jones 1-1-0-0. VT – Taylor 9-27-0-292; Thomas 3-8-0-22.

RECEIVING: WF – Givens 2-84; Bohanon 1-8; Brown 1-0. VT – Boykin 8-62; Roberts 6-134; Coale 5-103; Dunn 1-9; Boyce 1-4; Thomas 1-2.



GAME 8 MARYLAND 62, WAKE FOREST 14 OCTOBER 30, 2010 BYRD STADIUM (39,063)

COLLEGE PARK, Md. - Maryland blocked two punts and had two interception returns for touchdowns, en route to a 62-14 defeat of visiting Wake Forest on Saturday afternoon at Byrd Stadium.

With the loss, the Demon Deacons drop to 2-6 overall and 1-4 in the ACC. The Terrapins move to 6-2 overall and 3-1 in conference play.

Maryland broke open a 10-7 game in the second quarter, outscoring Wake Forest 17-0 in the period. The Terps continued the run in the second half, putting up a total of 45 straight points before the Deacons pushed across their second score of the day to start the fourth quarter.

Scoring	1	2	3	4	Total
Wake Forest	7	0	0	7	14
Maryland	10	17	28	7	62

1st Quarter

MD – Baltz 22 yrd field goal, 10:04
MD – To. Smith 17 yrd pass from O'Brien (Baltz kick), 2:25
WF – Harris 6 yrd run (Newman kick), 0:02

2nd Quarter

MD – McCree 28 yrd pass from O'Brien, (Baltz kick), 11:50
MD – Brown 3 yrd pass from O'Brien (Baltz kick), 09:40
MD – Baltz 32 yrd field goal, 1:11

3rd Quarter

MD – Tate 8 yrd interception return, (Baltz kick), 13:35
MD – Williams 24 yrd pass from O'Brien (Baltz kick), 9:49
MD – Donohue 25 yrd interception return (Baltz kick), 9:15
MD – Meggett 14 yrd run (Baltz kick), 2:56

4th Quarter

WF – Davis 8 yrd pass from Price (Newman kick), 14:49
MD – Adams 1 yrd run (Baltz kick), 7:23

	WF	MD
FIRST DOWNS	9	28
RUSHES-YARDS (NET)	21--3	54-261
PASSING YDS (NET)	158	185
Passes Comp-Att-Int	17-34-2	16-24-0
TOTAL OFFENSE PLAYS-YARDS	55-155	78-446
Punt Returns-Yards	1-9	4-37
Kickoff Returns-Yards	11-161	3-50
Interception Returns-Yards	0-0	2-33
Punts (Number-Avg)	10-27.5	3-45.0
Fumbles-Lost	1-0	3-0
Penalties-Yards	2-30	6-47
Possession Time	22:31	37:29
Third-Down Conversions	4 of 15	6 of 12
Fourth-Down Conversions	0 of 0	1 of 1
Red-Zone Scores-Chances	2-2	6-6
Sacks By: Number-Yards	0-0	5-38

RUSHING: WF – Harris 10-27; Adams 4-5; Price 7-minus 35. MD – Meggett 16-94; Adams 16-84; Scott 11-50; Salvatico 6-13; Robinson 2-9; Smith 1-9; Brown 1-4

PASSING: Wake Forest – Price 16-31-1-156; Jones 1-3-1-2. MD – O'Brien 13-20-0-168; Robinson 3-3-0-17; Logan 0-1-0-0.

RECEIVING: WF – Williams, M. 5-62; Campanaro 3-38; Givens 3-6; Harris 2-20; Ford 2-15; Demby 1-9; Davis 1-8. MD – T. Smith 5-66; McCree 2-30; Dorsey 2-21; Cannon 2-14; Brown 2-11; L. Williams 1-24; Scott 1-10; Furstenburg 1-9.






2010 DEMON DEACON FOOTBALL

GAME #12 ❖ WAKE FOREST AT VANDERBILT ❖ NOV. 27, 2010 ❖ VANDERBILT STADIUM

2010 GAME RECAPS & BOX SCORES



GAME 9 BOSTON COLLEGE 23, WAKE FOREST 13 NOVEMBER 6, 2010 BB&T FIELD (29,465)

WINSTON-SALEM, N.C. -- Despite having one of their best defensive outings of the season, Wake Forest fell 23-13 to Boston College at BB&T Field Saturday.

Montel Harris carried 36 times for 183 yards and three touchdowns to lift the Eagles. The Deacs, who gave up 1,051 yards to Maryland and Virginia Tech in their previous two games, held BC to 298. That's the fewest yards Wake has allowed to an FBS team since the 2008 EagleBank

Bowl.

Even with four first-half interceptions by Tanner Price, who had tossed only two in his four previous games, the Deacs were in decent position against the Eagles early in the third quarter. Down 14-6, they forced a BC punt and figured to get good field position. Devon Brown failed to grab the ball cleanly, however, and Kevin Pierre-Louis recovered for the Eagles. The visitors from Chestnut Hill went on a critical touchdown drive thereafter and went up 20-6 on Montel Harris' run from the 1.

The Deacons got back in it with a tremendous trick play. Price handed to Josh Adams, who pitched to Marshall Williams, who hit Chris Givens with a 41-yard scoring pass to make it 20-13. Williams, by the way, is 5-for-5 for 174 yards and two touchdowns his career; that's good for a passing-efficiency rating of 524, which is four times the national average.

Scoring	1	2	3	4	Total
Boston College	7	7	6	3	23
Wake Forest	3	3	0	7	13

1st Quarter

BC – Harris, M. 26 yrd run (Freese kick), 14:28
WF – Newman 37 yrd field goal, 0:28

2nd Quarter

BC – Harris, M. 3 yrd run, (Freese kick), 11:37
WF – Newman 39 yrd field goal, 2:26

3rd Quarter

BC – Harris, M. 1 yrd run, (Freese kick blocked), 12:04

4th Quarter


WF – Givens 41 yrd pass from Williams, M. (Newman kick), 9:20
BC – Freese 25 yrd field goal

	BC	WF
FIRST DOWNS	14	15
RUSHES-YARDS (NET)	43-165	31-69
PASSING YDS (NET)	133	218
Passes Comp-Att-Int	12-16-2	19-31-4
TOTAL OFFENSE PLAYS-YARDS	59-298	62-287
Fumble Returns-Yards	0-0	0-0
Punt Returns-Yards	1-0	2-2
Kickoff Returns-Yards	4-52	4-85
Interception Returns-Yards	4-47	2-23
Punts (Number-Avg)	5-46.6	3-33.0
Fumbles-Lost	2-0	1-1
Penalties-Yards	7-63	6-51
Possession Time	31:41	28:19
Third-Down Conversions	3 of 12	6 of 15
Fourth-Down Conversions	1 of 1	0 of 2
Red-Zone Scores-Chances	3-4	1-2
Sacks By: Number-Yards	2-24	2-17

RUSHING: BC – Harris 36-183; McCluskey 1-9; Rettig 3-minus 6. WF – Harris 19-67; Adams 5-19; Bohanon 1-1; Brown 1-0; Givens 1-minus 1; Price 4-minus 17.

PASSING: BC – Rettig 12-16-2-133. WF – Price 18-30-4-177; Williams, M. 1-1-0-41.

RECEIVING: BC – Coleman 3-59; McCluskey 2-11; Momah 2-10; Swigert 2-2; Amidon 1-38; Pantale 1-8; Harris 1-5. WF – Brown 6-76; Givens 5-96; Bohanon 3-22; Adams 2-10; Williams, M. 2-10; Parker 1-4.



GAME 10 NC STATE 38, WAKE FOREST 3 NOVEMBER 13, 2010 CARTER-FINLEY STADIUM (57,161)

RALEIGH, N.C. - NC State quarterback Russell Wilson accounted for four touchdowns, two passing and two rushing, to lead the Wolfpack to a 38-3 win over Wake Forest on Saturday afternoon at Carter-Finley Stadium.

Wake Forest falls to 2-8 on the season and 1-6 in Atlantic Coast Conference play, while NC State improves to 7-3 and 4-2 in league play.

Wake Forest and NC State were tied at three midway through the second quarter, but the Wolfpack scored 35 unanswered points, including 28 in the second half, to pull away for the win.

Making his debut at running back, Michael Campanaro finished the game with a team-high 67 rushing yards on 19 carries. He also caught a pass for 18 yards.

Tanner Price passed for 69 yards on 9-of-11 passing. With the 69 passing yards, Price now has 1,125 passing yards on the year, setting a new school record for passing yards in a season by true freshman. He also has 110 completions, which is also a single-season record for a true freshman at Wake Forest.

Scoring	1	2	3	4	Total
Wake Forest	0	3	0	0	3
NC State	3	7	14	14	38

1st Quarter

NCSU – Hawthorne 25 yrd field goal, 5:42

2nd Quarter

WF – Newman 19 yrd field goal, 12:35
NCSU – Williams 4 yrd pass from Wilson (Hawthorne kick), 7:47

3rd Quarter

NCSU – Spencer 38 yrd pass from Wilson, (Hawthorne kick), 12:50
NCSU – Wilson 2 yrd run (Hawthorne kick), 6:25

4th Quarter

NCSU – Wilson 1 yrd run (Hawthorne kick), 12:56
NCSU – Washington 1 yrd run (Hawthorne kick), 7:42


	WF	ST
FIRST DOWNS	12	22
RUSHES-YARDS (NET)	45-110	22-59
PASSING YDS (NET)	78	328
Passes Comp-Att-Int	10-13-0	28-39-1
TOTAL OFFENSE PLAYS-YARDS	58-188	61-387
Fumble Returns-Yards	0-0	0-0
Punt Returns-Yards	2-8	3-6
Kickoff Returns-Yards	6-133	2-49
Interception Returns-Yards	1-0	0-0
Punts (Number-Avg)	7-35.0	2-33.0
Fumbles-Lost	1-1	2-0
Penalties-Yards	5-50	3-23
Possession Time	34:56	25:04
Third-Down Conversions	3 of 14	7 of 11
Fourth-Down Conversions	1 of 2	0 of 1
Red-Zone Scores-Chances	1-2	5-5
Sacks By: Number-Yards	2-15	3-21

RUSHING: WF – Campanaro 19-67; Adams 10-39; Harris 7-20; Bohanon 2-6; Jones 1-minus 2; Price 6-minus 20. NCSU – Wilson 7-17; Washington 5-13; Greene 6-12; Underwood 2-12; Imhoff 1-4; Haynes 1-1.

PASSING: WF – Price 9-11-0-69; Jones 1-2-0-9. NCSU – Wilson 24-35-1-300; Glennon 4-4-0-28.

RECEIVING: WF – Givens 3-17; Brown 2-9; Campanaro 1-18; Adams 1-17; Parker 1-9; Bohanon 1-9; Harris 1-minus 1. NCSU – Spencer 7-138; Washington 7-36; Williams 4-74; Greene 3-22; Gentry 1-14; Graham 1-12; Payton 1-10; Horst 1-8; Bryan 1-7; Smith 1-4; Stoner, M. 1-3.



2010 GAME RECAPS & BOX SCORES**GAME 11****CLEMSON 30, WAKE FOREST 10****NOVEMBER 20, 2010****BB&T FIELD (31,783)**

WINSTON-SALEM, N.C. -- Clemson quarterback Kyle Parker completed 15 of his 17 passes and threw for two touchdowns to lead the Tigers to a 30-10 win over Wake Forest on Saturday afternoon at BB&T Field.

Wake Forest drops to 2-9 on the season and closes Atlantic Coast Conference play with a 1-7 mark. The Tigers clinch bowl eligibility with the win, improving to 6-5 and 4-4 in league play.

Clemson scored the first 23 points of the contest before Wake Forest got on the board midway in the fourth quarter on a 45-yard field goal by Jimmy Newman. Clemson made the score 30-3 on a 63-yard touchdown scamper by Jamie Harris, before Josh Harris closed the scoring with a 1-yard touchdown run to make the final score 30-10.

Parker had a nearly perfect day passing, finishing the game 15-of-17 for 194 yards and two touchdowns. Harper found the endzone once, rushing the ball 24 times for 142 yards. Jaron Brown and DeAndre Hopkins each had receiving touchdowns. Brown finished with five catches for 93 yards, while Hopkins made five receptions for 36 yards.

Scoring	1	2	3	4	Total
Clemson	3	10	7	10	30
Wake Forest	0	0	0	10	10

1st Quarter

CU – Catanzaro 43 yrd field goal, 10:44

2nd Quarter

CU – Catanzaro 22 yrd field goal, 8:06

CU – Brown 40 yrd pass from Parker (Catanzaro kick), 0:39

3rd Quarter

CU – Hopkins 2 yrd pass from Parker, (Catanzaro kick), 4:35

4th Quarter

CU – Catanzaro 32 yrd field goal, 13:52

WF – Newman 45 yrd field goal, 8:38

CU – Harper 63 yrd run (Catanzaro kick), 8:19

WF – Harris 1 yrd run (Newman kick), 6:02

	CU	WF
FIRST DOWNS	20	12
RUSHES-YARDS (NET)	43-182	29-54
PASSING YDS (NET)	231	151
Passes Att-Comp-Int	25-19-1	32-17-0
TOTAL OFFENSE PLAYS-YARDS	68-413	61-205
Punt Returns-Yards	1-2	0-0
Kickoff Returns-Yards	3-73	6-132
Interception Returns-Yards	0-0	1-17
Punts (Number-Avg)	2-45.5	7-30.0
Fumbles-Lost	3-1	0-0
Penalties-Yards	4-35	5-50
Possession Time	33:01	26:59
Third-Down Conversions	9 of 16	7 of 17
Fourth-Down Conversions	1 of 1	0 of 1
Red-Zone Scores-Chances	3-3	1-1
Sacks By: Number-Yards	3-29	3-23

RUSHING: CU – Harper 24-142; McDowell 8-26; Boyd 3-13; Barnes 3-12; Brown 1-4; Parker 4-minus 15. WF – Harris 9-38; Adams 7-8; Campanaro 2-5; Givens 1-2; Bohanon 1-1; Price, 9-0.

PASSING: CU – Parker 15-17-0-194; Boyd 4-8-1-37. WF – Price 17-30-0-151; Williams, M. 0-1-0-0; Givens 0-1-0-0.

RECEIVING: CU – Brown 5-93; Hopkins 5-36; Harper 3-39; Jones 3-32; Dye 1-18; Clear 1-7; Allen 1-6. WF – Williams, M. 4-48; Givens 3-21; Parker A 3-17; Brown 3-7; Ford, 2-36; Adams 1-13; Harris 1-9.



2010 DEMON DEACON FOOTBALL

GAME #12 ❖ WAKE FOREST AT VANDERBILT ❖ NOV. 27, 2010 ❖ VANDERBILT STADIUM

2010 RESULTS & STATISTICS

2010 SEASON RESULTS (2-9, 1-7 ACC)

Date	Opponent	Score	Overall	ACC	Time	Attend
Sept. 1	PRESBYTERIAN	W, 53-13	1-0	0-0	3:08	28,205
Sept. 11	DUKE*	W, 54-48	2-0	1-0	3:30	31,673
Sept. 18	at Stanford	L, 24-68	2-1	1-0	3:12	39,061
Sept. 25	at Florida State*	L, 0-31	2-2	1-1	3:44	61,647
Oct. 2	GEORGIA TECH*	L, 20-24	2-3	1-2	3:17	30,263
Oct. 9	NAVY	L, 27-28	2-4	1-2	3:09	31,454
Oct. 16	at Virginia Tech*	L, 21-52	2-5	1-3	3:38	66,233
Oct. 30	at Maryland*	L, 14-62	2-6	1-4	3:36	39,063
Nov. 6	BOSTON COLLEGE*	L, 13-23	2-7	1-5	2:41	29,465
Nov. 13	at NC State*	L, 3-38	2-8	1-6	2:35	57,161
Nov. 20	CLEMSON*	L, 10-30	2-9	1-7	2:42	31,783
Nov. 27	at Vanderbilt*	7:30 p.m.				

Home games in **BOLD CAPS**

*ACC game

TEAM STATISTICS

	WF	OPP
SCORING	239	417
Points Per Game	21.7	37.9
FIRST DOWNS	175	250
Rushing	99	120
Passing	60	116
Penalty	16	14
RUSHING YARDAGE	1676	2144
Yards gained rushing	2019	2432
Yards lost rushing	343	288
Rushing Attempts	417	455
Average Per Rush	4.0	4.7
Average Per Game	152.4	194.9
TDs Rushing	19	24
PASSING YARDAGE	1653	2581
Comp-Att-Int	156-288-10	214-332-9
Average Per Pass	5.7	7.8
Average Per Catch	10.6	12.1
Average Per Game	150.3	234.6
TDs Passing	9	28
TOTAL OFFENSE	3329	4725
Total Plays	705	787
Average Per Play	4.7	6.0
Average Per Game	302.6	429.5
KICK RETURNS: #-Yards	65-1366	46-994
PUNT RETURNS: #-Yards	12-101	27-248
INT RETURNS: #-Yards	9-113	10-144
KICK RETURN AVERAGE	21.0	21.6
PUNT RETURN AVERAGE	8.4	9.2
INT RETURN AVERAGE	12.6	14.4
FUMBLES-LOST	12-7	24-6
PENALTIES-Yards	57-524	62-566
Average Per Game	47.6	51.5
PUNTS-Yards	68-2444	39-1651
Average Per Punt	35.9	42.3
Net punt average	31.4	36.7
TIME OF POSSESSION/Game	28:04	31:56
3RD-DOWN Conversions	60/169	77/158
3rd-Down Pct	36%	49%
4TH-DOWN Conversions	10/15	12/19
4th-Down Pct	67%	63%
SACKS BY-Yards	19-124	25-189
MISC YARDS	1	0
TOUCHDOWNS SCORED	30	54
FIELD GOALS-ATTEMPTS	10-11	14-16
ON-SIDE KICKS	0-0	0-1
RED-ZONE SCORES	(20-25) 80%	(47-51) 92%
RED-ZONE TOUCHDOWNS	(14-25) 56%	(38-51) 75%
PAT-ATTEMPTS	(27-27) 100%	(49-53) 92%
ATTENDANCE	182843	263165
Games/Avg Per Game	6/30474	5/52633
Neutral Site Games		0/0

DEFENSIVE STATISTICS

DEFENSE	GP	Solo	Ast	Total	TFL-Yds	Sacks	Int-Yds	BrUp	QBH	FR-Yds	FF	Blk	Saf
56 Haynes, H	11	30	40	70	6.0-29	2.5-23
97 Wilber, K	11	30	32	62	14.5-45	6.0-31	.	4	1	.	3	2	.
5 Quarles, C	11	37	24	61	1.5-4	.	1-0	.	.	1-0	1	.	.
46 Woodlief, M	11	19	38	57	11.5-35	1.5-13	.	1
21 Frye, A	10	38	17	55	1.0-2	.	3-72	3	.	.	2	.	.
50 Whitlock, N	11	18	23	41	8.0-28	2.0-15	.	3	2	.	1	.	.
55 Dorty, T	10	20	20	40	7.0-21	2.5-10	.	3	1	2-0	1	.	.
40 Ehrmann, J	11	17	21	38	4.0-16	1.0-6	1-7	4	.	1-0	2	.	.
41 Olson, M	11	18	20	38	0.5-2	0.5-2	.	.	.	1-0	.	.	.
23 Mack, D	11	14	23	37	.	.	2-33	1
6 Okoro, K	11	28	6	34	1.0-1	.	2-1	4
4 Bush, J	10	23	8	31	2.0-3	.	.	3
26 Lowe, D	11	18	12	30
32 Betros, S	9	12	16	28	2.5-2	.	.	1
9A Johnson, K	10	17	11	28	.	.	.	2
95 Smith, K	10	16	9	25	2.5-14	1.5-10	2	1	.
17 Marshall, AJ	10	18	4	22	1.0-10	1.0-10	.	1
43 Jarrett, K	11	8	14	22	0.5-1	.	.	.	2
57 Orange, G	10	13	8	21	2.5-5
98 Thompson, Z	8	3	14	17	1.0-5	0.5-4
45 Haynes, R	5	6	8	14	1
35 Malchow, L	11	7	5	12
14 Washington, CJ	10	8	4	12	.	.	.	1
93 Souza, F	8	2	8	10
30 Stamper, J	11	7	1	8
91 Gallagher, J	8	2	6	8	1
53 Bechtel, G	11	6	.	6	1	.	.
54 Redding, K	8	2	3	5
94 Russell, T	5	2	3	5
49 Ellis, D	9	3	2	5
3B Harris, M	11	1	3	4	1	.	.
2A Green, J	7	1	2	3	1	.	.
37 Popham, S	11	2	1	3
99 Booi, R	7	.	2	2
69 Godfrey, D	11	.	2	2
2 Givens, C	10	2	.	2	1-18	.	.	.
13 Stachitas, T	5	1	.	1
63 King, T	1	.	1	1
78 Looney, J	9	.	1	1
80 Parker, A	11	1	.	1
27 Adams, J	11	1	.	1
82 Newman, J	11	1	.	1
83 Ford, C	11	1	.	1
TM TEAM	8	1	.	1	.	1.0-0
39 Jackson, J	1	1	.	1
Total.....	11	455	412	867	67-223	19-124	9-113	31	8	6-18	15	3	.
Opponents.....	11	455	276	731	87.0-335	25-189	10-144	31	6	7-0	6	2	.

SPECIAL TEAMS TACKLES

26 Lowe, D.....	11	5 Quarles, C.....	5	23 Mack, D.....	3	95 Smith, K.....	2	78 Looney, J.....	1
43 Jarrett, K.....	10	30 Stamper, J.....	5	37 Popham, S.....	3	32 Betros, S.....	1	17 Marshall, AJ....	1
41 Olson, M.....	10	40 Ehrmann, J.....	3	69 Godfrey, D.....	2	49 Ellis, D.....	1	82 Newman, J.....	1
14 Washington, C..	8	21 Frye, A.....	3	20 Green, J.....	2	56 Haynes, H.....	1	57 Orange, G.....	1
53 Bechtel, G.....	6	37 Harris, M.....	3	45 Haynes, R.....	2	9 Johnson, K.....	1		

SCORE BY QTRS.

	1st	2nd	3rd	4th	OT	Total
Wake Forest	62	75	43	59	--	239
Opponents	82	144	95	96	--	417





2010 DEMON DEACON FOOTBALL

GAME #12 ❖ WAKE FOREST AT VANDERBILT ❖ NOV. 27, 2010 ❖ VANDERBILT STADIUM

2010 INDIVIDUAL STATISTICS

RUSHING	GP	Att	Gain	Loss	Net	Avg	TD	Long	Avg/G
Harris, J	10	108	623	41	582	5.4	6	87	58.2
Adams, J	11	80	308	34	274	3.4	2	57	24.9
Stachitas, T	5	35	216	45	171	4.9	2	34	34.2
Brown, D	11	16	138	12	126	7.9	2	85	11.5
Campanaro, M	11	29	135	12	123	4.2	1	22	11.2
Pendergrass, B	6	24	122	7	115	4.8	2	16	19.2
Price, T	10	67	237	147	90	1.3	3	28	9.0
Bohanon, T	11	17	78	1	77	4.5	0	22	7.0
Givens, C	10	15	67	13	54	3.6	1	22	5.4
Jones, S	5	12	48	7	41	3.4	0	16	8.2
Cross, B	4	9	47	16	31	3.4	0	11	7.8
TEAM	8	5	0	8	-8	-1.6	0	0	-1.0
Total.....	11	417	2019	343	1676	4.0	19	87	152.4
Opponents.....	11	455	2432	288	2144	4.7	24	63	194.9

PASSING	G	Effic	C-A	Int	Pct	Yds	TD	Lng	Avg/G
Price, T	10	106.29	127-227	8	55.9	1276	7	78	127.6
Jones, S	5	77.76	13-27	1	48.1	119	0	26	23.8
Stachitas, T	5	91.32	12-23	1	52.2	131	0	33	26.2
Cross, B	4	34.57	2-7	0	28.6	5	0	3	1.2
Williams, M	11	628.27	2-3	0	66.7	122	2	81	11.1
Givens, C	10	0.00	0-1	0	0.0	0	0	0	0.0
Campanaro, M	11	0.00	0-0	0	0.0	0	0	0	0.0
Total.....	11	105.75	156-288	10	54.2	1653	9	81	150.3
Opponents.....	11	152.17	214-332	9	64.5	2581	28	70	234.6

RECEIVING	G	No.	Yds	Avg	TD	Long	Avg/G
Brown, D	11	35	265	7.6	1	26	24.1
Givens, C	10	34	505	14.9	4	81	50.5
Williams, M	11	22	260	11.8	2	38	23.6
Ford, C	11	10	115	11.5	0	34	10.5
Campanaro, M	11	10	107	10.7	0	22	9.7
Bohanon, T	11	10	74	7.4	0	11	6.7
Demby, D	11	8	106	13.2	1	23	9.6
Adams, J	11	7	61	8.7	0	17	5.5
Harris, J	10	7	60	8.6	0	15	6.0
Parker, A	11	6	37	6.2	0	9	3.4
Davis, T	9	4	20	5.0	1	8	2.2
Pendergrass, B	6	2	20	10.0	0	19	3.3
Williams, J	3	1	23	23.0	0	23	7.7
Total.....	11	156	1653	10.6	9	81	150.3
Opponents.....	11	214	2581	12.1	28	70	234.6

TOTAL OFFENSE	G	Plays	Rush	Pass	Total	Avg/G
Price, T	10	294	90	1276	1366	136.6
Harris, J	10	108	582	0	582	58.2
Stachitas, T	5	58	171	131	302	60.4
Adams, J	11	80	274	0	274	24.9
Jones, S	5	39	41	119	160	32.0
Brown, D	11	16	126	0	126	11.5
Campanaro, M	11	29	123	0	123	11.2
Williams, M	11	3	0	122	122	11.1
Pendergrass, B	6	24	115	0	115	19.2
Bohanon, T	11	17	77	0	77	7.0
Givens, C	10	16	54	0	54	5.4
Cross, B	4	16	31	5	36	9.0
TEAM	8	5	-8	0	-8	-1.0
Total.....	11	705	1676	1653	3329	302.6
Opponents.....	11	787	2144	2581	4725	429.5

FIELD GOALS	FGM-A	Pct	1-19	20-29	30-39	40-49	50-99	Lg	Blk
Newman, J	10-11	90.9	1-1	2-2	4-4	3-4	0-0	48	0

PUNTING	No.	Yds	Avg	Long	TB	FC	I20	Blkd
Popham, S	64	2365	37.0	63	3	18	12	0
Wulfbeck, A	2	68	34.0	36	0	0	0	0
TEAM	2	11	5.5	11	0	0	0	1
Total.....	68	2444	35.9	63	3	18	12	1
Opponents.....	39	1651	42.3	61	6	7	11	0

KICKOFFS	No.	Yds	Avg	TB	OB	Retn	Net	YdLn
Newman, J	51	3126	61.3	4	0	0	0	0
Total.....	51	3126	61.3	4	0	994	40.2	29
Opponents.....	78	4962	63.6	10	3	1366	43.5	26

SCORING	TD	FGs	Kick	Rush	Rcv	Pass	DXP	Saf	Points
Newman, J	0	10-11	27-27	0-0	0	0-0	0	0	57
Harris, J	6	0-0	0-0	0-0	0	0-0	0	0	36
Givens, C	6	0-0	0-0	0-0	0	0-0	0	0	36
Price, T	3	0-0	0-0	0-0	0	0-0	0	0	18
Brown, D	3	0-0	0-0	0-0	0	0-0	0	0	18
Adams, J	2	0-0	0-0	0-0	0	0-0	0	0	12
Pendergrass, B	2	0-0	0-0	0-0	0	0-0	0	0	12
Stachitas, T	2	0-0	0-0	0-0	0	0-0	0	0	12
Williams, M	2	0-0	0-0	0-0	0	0-0	0	0	12
Davis, T	1	0-0	0-0	0-0	0	0-0	0	0	6
Demby, D	1	0-0	0-0	0-0	0	0-0	0	0	6
Frye, A	1	0-0	0-0	0-0	0	0-0	0	0	6
Campanaro, M	1	0-0	0-0	0-0	0	0-0	0	0	6
Okoro, K	0	0-0	0-0	0-0	0	0-0	1	0	2
Faulk, T	0	0-0	0-0	0-1	0	0-0	0	0	0
Wulfbeck, A	0	0-0	0-0	0-1	0	0-0	0	0	0
TEAM	0	0-0	0-0	0-1	0	0-0	0	0	0
Total.....	30	10-11	27-27	0-3	0	0-0	1	0	239
Opponents.....	54	14-16	49-53	1-1	0	0-0	0	0	417

INTERCEPTIONS	No.	Yds	Avg	TD	Long
Frye, A	3	72	24.0	1	44
Okoro, K	2	1	0.5	0	1
Mack, D	2	33	16.5	0	17
Ehrmann, J	1	7	7.0	0	7
Quarles, C	1	0	0.0	0	0
Total.....	9	113	12.6	1	44
Opponents.....	10	144	14.4	2	36

PUNT RETURNS	No.	Yds	Avg	TD	Long
Brown, D	7	82	11.7	0	43
Jackson, L	4	19	4.8	0	9
Campanaro, M	1	0	0.0	0	0
Total.....	12	101	8.4	0	43
Opponents.....	27	248	9.2	0	58

KICK RETURNS	No.	Yds	Avg	TD	Long
Campanaro, M	27	654	24.2	0	53
Givens, C	23	422	18.3	0	38
Brown, D	11	232	21.1	0	59
Jackson, L	2	46	23.0	0	25
Bishop, S	2	12	6.0	0	8
Total.....	65	1366	21.0	0	59
Opponents.....	46	994	21.6	0	60

FUMBLE RETURNS	No.	Yds	Avg	TD	Long
Givens, C	1	18	18.0	1	18
Total.....	1	18	18.0	1	18
Opponents.....	0	0	0.0	0	0

ALL PURPOSE	GP	Rush	Rec	PR	KOR	IR	Total	Avg/G
Givens, C	10	54	505	0	422	0	981	98.1
Campanaro, M	11	123	107	0	654	0	884	80.4
Brown, D	11	126	265	82	232	0	705	64.1
Harris, J	10	582	60	0	0	0	642	64.2
Adams, J	11	274	61	0	0	0	335	30.5
Williams, M	11	0	260	0	0	0	260	23.6
Stachitas, T	5	171	0	0	0	0	171	34.2
Bohanon, T	11	77	74	0	0	0	151	13.7
Pendergrass, B	6	115	20	0	0	0	135	22.5
Ford, C	11	0	115	0	0	0	115	10.5
Demby, D	11	0	106	0	0	0	106	9.6
Price, T	10	90	0	0	0	0	90	9.0
Frye, A	10	0	0	0	0	72	72	7.2
Jackson, L	8	0	0	19	46	0	65	8.1
Jones, S	5	41	0	0	0	0	41	8.2
Parker, A	11	0	37	0	0	0	37	3.4
Mack, D	11	0	0	0	0	33	33	3.0
Cross, B	4	31	0	0	0	0	31	7.8
Williams, J	3	0	23	0	0	0	23	7.7
Davis, T	9	0	20	0	0	0	20	2.2
Bishop, S	7	0	0	0	12	0	12	1.7
Ehrmann, J	11	0	0	0	0	7	7	0.6
Okoro, K	11	0	0	0	0	1	1	0.1
TEAM	8	-8	0	0	0	0	-8	-1.0
Total.....	11	1676	1653	101	1366	113	4909	446.3
Opponents.....	11	2144	2581	248	994	144	6111	555.5





2010 DEMON DEACON FOOTBALL

GAME #12 ❖ WAKE FOREST AT VANDERBILT ❖ NOV. 27, 2010 ❖ VANDERBILT STADIUM

2010 INDIVIDUAL GAME-BY-GAME PERFORMANCES

RUSHING

	JOSH ADAMS	TOMMY BOHANON	DEVON BROWN	MICHAEL CAMPANARO	CHRIS GIVENS	JOSH HARRIS	SKYLAR JONES	BRANDON PENDERGRASS	TANNER PRICE	TED STACHITAS
Rushing	Att-Yds-TD	Att-Yds-TD	Att-Yds-TD	Att-Yds-TD	Att-Yds-TD	Att-Yds-TD	Att-Yds-TD	Att-Yds-TD	Att-Yds-TD	Att-Yds-TD
PRESBYTERIAN	8-43-1	6-47-0	2-91-1	2-2-0	DNP	6-74-2	3-12-0	7-38-1	3-17-0	10-76-1
DUKE	6-7-0	2-4-0	6-29-1	0-0-0	2-4-0	12-50-0	DNP	2-8-0	10-56-1	9-77-1
at Stanford	4-16-0	3-9-0	3-1-0	4-41-1	4-25-1	6-15-0	DNP	5-34-0	16-65-1	3-(-8)-0
at Florida State	10-35-0	1-5-0	2-0-0	1-(-4)-0	3-25-0	5-4-0	DNP	2-3-0	8-16-10	11-19-0
GEORGIA TECH	20-101-1	0-0-0	2-5-0	0-0-0	4-(-1)-0	DNP	8-31-0	5-13-1	DNP	2-7-0
NAVY	4-(-1)-0	1-4-0	0-0-0	0-0-0	0-0-0	14-46-0	DNP	3-19-0	2-9-1	DNP
at Virginia Tech	2-2-0	0-0-0	0-0-0	1-12-0	0-0-0	20-241-2	0-0-0	DNP	2-(-1)-0	DNP
at Maryland	4-5-0	0-0-0	0-0-0	0-0-0	0-0-0	10-27-1	0-0-0	DNP	7-(-35)-0	DNP
BOSTON COLLEGE	5-19-0	1-1-0	1-0-0	0-0-0	1-(-1)-0	19-67-0	DNP	DNP	4-(-17)-0	DNP
at NC State	10-39-0	2-6-0	0-0-0	19-67-0	0-0-0	7-20-0	1-(-2)-0	DNP	6-(-20)-0	DNP
CLEMSON	7-8-0	1-1-0	0-0-0	2-5-0	1-2-0	9-38-1	DNP	DNP	9-0-0	DNP
at Vanderbilt										

RECEIVING

	JOSH ADAMS	DEVON BROWN	TERENCE DAVIS	DANNY DEMBRY	CAMERON FORD	CHRIS GIVENS	ANDREW PARKER	BRANDON PENDERGRASS	JORDAN WILLIAMS	MARSHALL WILLIAMS
Receiving	Rec-Yds-TD	Rec-Yds-TD	Rec-Yds-TD	Rec-Yds-TD	Rec-Yds-TD	Rec-Yds-TD	Rec-Yds-TD	Rec-Yds-TD	Rec-Yds-TD	Rec-Yds-TD
PRESBYTERIAN	1-2-0	1-9-0	3-12-0	0-0-0	1-4-0	DNP	0-0-0	0-0-0	1-23-0	2-39-0
DUKE	0-0-0	4-30-0	0-0-0	2-29-1	0-0-0	4-159-1	0-0-0	0-0-0	0-0-0	2-51-2
at Stanford	0-0-0	1-10-0	0-0-0	0-0-0	1-8-0	4-47-0	0-0-0	1-3-0	0-0-0	1-8-0
at Florida State	1-11-0	3-11-0	DNP	1-17-0	1-7-0	1-6-0	1-7-0	0-0-0	0-0-0	2-14-0
GEORGIA TECH	1-8-0	4-54-0	0-0-0	0-0-0	1-21-0	2-9-0	0-0-0	0-0-0	0-0-0	1-16-0
NAVY	0-0-0	10-59-1	0-0-0	4-51-0	2-24-0	7-60-1	0-0-0	1-17-0	DNP	3-12-0
at Virginia Tech	0-0-0	1-0-0	0-0-0	0-0-0	0-0-0	2-84-1	0-0-0	DNP	DNP	0-0-0
at Maryland	0-0-0	0-0-0	1-8-1	1-9-0	2-15-0	3-6-0	0-0-0	DNP	DNP	5-62-0
BOSTON COLLEGE	2-10-0	6-76-0	0-0-0	0-0-0	0-0-0	5-96-1	1-4-0	DNP	DNP	2-10-0
at NC State	1-17-0	2-9-0	DNP	0-0-0	0-0-0	3-17-0	1-9-0	DNP	DNP	0-0-0
CLEMSON	1-13-0	3-7-0	0-0-0	0-0-0	2-36-0	3-21-0	3-17-0	DNP	DNP	4-48-0
at Vanderbilt										

PASSING

	TED STACHITAS	TANNER PRICE	SKYLAR JONES
Passing	C-A-I-Yds-TD	C-A-I-Yds-TD	C-A-I-Yds-TD
PRESBYTERIAN	7-13-0-84-0	1-7-0-4-0	1-1-0-3-0
DUKE	0-4-1-0-0	12-19-1-190-3	DNP
at Stanford	0-0-0-0-0	8-18-1-76-0	DNP
at Florida State	5-5-0-47-0	6-12-1-35-0	DNP
GEORGIA TECH	0-1-0-0-0	DNP	9-20-0-105-0
NAVY	DNP	37-53-0-326-2	DNP
at Virginia Tech	DNP	3-16-0-92-1	1-1-0-0-0
at Maryland	DNP	16-31-1-156-1	1-3-1-2-0
BOSTON COLLEGE	DNP	18-30-4-177-0	DNP
at NC State	DNP	9-11-0-69-0	1-2-0-9-0
CLEMSON	DNP	17-30-0-151-0	DNP
at Vanderbilt			

PUNTING

	SHANE POPHAM	JIMMY NEWMAN	SHANE POPHAM
Punting	Punts-Yds-Avg-Long	All attempts listed, bold denotes good	All attempts listed, bold denotes good
PRESBYTERIAN	5-202-40.4-46	43, 36	None
DUKE	5-211-42.2-48	None	None
at Stanford	5-200-40.0-44	48	None
at Florida State	6-257-42.8-52	None	None
GEORGIA TECH	8-280-35.0-46	20, 26	None
NAVY	4-183-45.8-63	45, 31	None
at Virginia Tech	8-282-35.2-42	None	None
at Maryland	6-196-32.7-44	None	None
BOSTON COLLEGE	3-99-33.0-36	37, 39	None
at NC State	7-245-35.0-47	19	None
CLEMSON	7-210-30.0-41	45	None
at Vanderbilt			

FIELD GOALS

	SHANE POPHAM	JIMMY NEWMAN	SHANE POPHAM
Punting	Punts-Yds-Avg-Long	All attempts listed, bold denotes good	All attempts listed, bold denotes good
PRESBYTERIAN	5-202-40.4-46	43, 36	None
DUKE	5-211-42.2-48	None	None
at Stanford	5-200-40.0-44	48	None
at Florida State	6-257-42.8-52	None	None
GEORGIA TECH	8-280-35.0-46	20, 26	None
NAVY	4-183-45.8-63	45, 31	None
at Virginia Tech	8-282-35.2-42	None	None
at Maryland	6-196-32.7-44	None	None
BOSTON COLLEGE	3-99-33.0-36	37, 39	None
at NC State	7-245-35.0-47	19	None
CLEMSON	7-210-30.0-41	45	None
at Vanderbilt			





2010 DEMON DEACON FOOTBALL

GAME #12 ❖ WAKE FOREST AT VANDERBILT ❖ NOV. 27, 2010 ❖ VANDERBILT STADIUM

2010 INDIVIDUAL GAME-BY-GAME PERFORMANCES

DEFENSIVE LINE

	RAMON BOOI	TRISTAN DORTY	DERRICUS ELLIS	GEOLO ORANGE	TRIPP RUSSELL	ZACH THOMPSON	NIKITA WHITLOCK	KYLE WILBER
Rushing	S-A-T-Misc	S-A-T-Misc	S-A-T-Misc	S-A-T-Misc	S-A-T-Misc	S-A-T-Misc	S-A-T-Misc	S-A-T-Misc
PRESBYTERIAN	0-0-0-0	2-2-4-PBK	1-0-1-0	2-1-3-0	0-1-1-0	1-2-3-0	2-1-3-Sk	6-2-8-3 Sk, 1 FF
DUKE	0-0-0-0	2-3-5-Sk, QH	DNP	1-0-1-0	DNP	0-0-0-0	1-4-5-TFL, 2 QH	3-4-7-QH
at Stanford	0-0-0-0	1-0-1-0	0-0-0-0	1-0-1-0	DNP	0-2-2-0	0-0-0-0	5-0-5-0
at Florida State	0-0-0-0	2-3-5-TFL, FR	DNP	0-1-1-0	DNP	DNP	1-0-1-0	6-5-11-2Sk, 3TFL, 1FF
GEORGIA TECH	DNP	3-2-5-TFL, FR, PBK	1-0-1-0	2-4-6-.5 TFL	DNP	DNP	6-4-10-2.5TFL, FF	2-2-4-1.5TFL, FF
NAVY	DNP	5-2-7-.5Sk, 1.5 TFL	0-0-0-0	7-2-9-2 TFL	DNP	DNP	2-3-5-PBK	3-5-8-PBK
at Virginia Tech	0-1-1-0	2-3-5-TFL, PBK	0-0-0-0	DNP	0-1-1-0	0-0-0-0	2-0-2-0	1-4-5-TFL, PBK
at Maryland	0-1-1-0	1-4-5-0	0-1-1-0	0-0-0-0	2-0-2-0	0-5-5-0	0-2-2-0	0-0-0-0
BOSTON COLLEGE	DNP	0-0-0-0	0-0-0-0	0-0-0-0	DNP	0-3-3-0	1-4-5-.5TFL	2-6-8-BLK
at NC State	0-0-0-0	DNP	1-1-2-0	0-0-0-0	0-1-1-0	1-0-1-0	2-1-3-SK, 2.5TFL, 2PBK	2-0-2-SK, TFL, PBK
CLEMSON	0-0-0-0	2-1-3-SK, TFL, FF	0-0-0-0	0-0-0-0	0-0-0-0	1-2-3-.5SK, .5TFL	1-4-5-.5TFL	0-4-4-PBK
at Vanderbilt								

LINEBACKERS

	SCOTT BETROS	JOEY EHRMANN	HUNTER HAYNES	RILEY HAYNES	JUSTIN JACKSON	KYLE JARRETT	MIKE OLSON	MATT WOODLIEF
Rushing	S-A-T-Misc	S-A-T-Misc	S-A-T-Misc	S-A-T-Misc	S-A-T-Misc	S-A-T-Misc	S-A-T-Misc	S-A-T-Misc
PRESBYTERIAN	1-1-2-TFL	1-1-2-TFL	0-2-2-0	2-3-5-0	1-0-1-0	1-2-3-QH	0-1-1-0	1-5-6-TFL
DUKE	1-0-1-0	2-3-5-3 PBK	3-2-5-0	1-3-4-0	INJ	1-2-3-0	2-1-3-0	1-4-5-0
at Stanford	1-0-1-0	2-1-3-0	3-0-3-0	1-0-1-0	INJ	0-0-0-0	1-0-1-0	5-0-5-0
at Florida State	0-0-0-0	4-0-4-Sk, TFL, FF, FR, PBK	2-4-6-TFL	2-0-2-0	INJ	0-0-0-0	0-0-0-0	0-2-2-PBK
GEORGIA TECH	DNP	0-0-0-0	6-7-13-1.5SK, 3.5TFL	0-2-2-0	INJ	2-0-2-0	1-1-2-FR	2-6-8-.5SK, 3TFL
NAVY	DNP	1-5-6-.5 TFL	3-6-9-0	DNP	INJ	0-0-0-0	1-2-3-.5SK, .5TFL	2-4-6-1.5TFL
at Virginia Tech	3-4-7-TFL	3-3-6-.5TFL, FF	2-0-2-SK, TFL	DNP	INJ	4-4-8-QH	1-3-4-0	0-3-3-TFL
at Maryland	1-1-2-.5TFL	0-2-2-0	3-7-10-0	DNP	INJ	0-5-5-.5TFL	0-4-4-0	0-7-7-.5TFL
BOSTON COLLEGE	2-3-5-0	0-3-3-.5TFL-INT	1-5-6-0	DNP	INJ	0-0-0-0	4-3-7-0	4-2-6-SK, 2TFL
at NC State	1-4-5-PBK	2-1-3-0	3-3-6-.5TFL	DNP	INJ	0-1-1-0	3-3-6-0	1-5-6-0
CLEMSON	2-3-5-0	2-2-4-.5TFL	4-4-8-0	DNP	INJ	0-0-0-0	5-2-7-0	3-0-3-TFL
at Vanderbilt								

DEFENSIVE BACKS

	JOSH BUSH	ALEX FRYE	KEVIN JOHNSON	DURAN LOWE	DANIEL MACK	AJ MARSHALL	KENNY OKORO	CYHL QUARLES	JOHN STAMPER
Rushing	S-A-T-Misc	S-A-T-Misc	S-A-T-Misc	S-A-T-Misc	S-A-T-Misc	S-A-T-Misc	S-A-T-Misc	S-A-T-Misc	S-A-T-Misc
PRESBYTERIAN	0-0-0-0	3-1-4-INT, FF	3-1-4-0	5-0-5-0	2-0-2-0	1-1-2-0	4-0-4-PBK	7-1-8-TFL	2-0-2-0
DUKE	6-0-6-2TFL	2-2-4-2 INT, FF	0-0-0-0	0-1-1-0	1-2-3-0	3-1-4-0	3-1-4-INT	2-3-5-0	0-0-0-0
at Stanford	DNP	6-0-6-PBK	2-0-2-0	1-0-1-0	1-0-1-0	1-0-1-0	4-1-5-0	6-2-8-0	0-0-0-0
at Florida State	4-0-4-PBK	9-2-11-PBK	DNP	0-1-1-0	1-1-2-0	3-0-3-PBK	4-0-4-TFL, PBK	2-3-5	0-0-0-0
GEORGIA TECH	3-2-5-PBK	6-4-10-0	0-0-0-0	2-1-3-0	2-4-6-PBK	DNP	0-1-1-PBK	2-1-3-0	0-0-0-0
NAVY	2-1-3-0	3-1-4-PBK	0-0-0-0	1-0-1-0	1-4-5-0	1-1-2-0	1-0-1-PBK	4-1-5-INT	0-0-0-0
at Virginia Tech	1-0-1-0	4-5-9-.5TFL	4-5-9-2PBK	0-0-0-0	0-2-2-0	6-1-7-0	3-1-4-0	3-6-9-0	0-0-0-0
at Maryland	3-1-4-0	4-1-5-.5TFL	2-1-3-0	0-4-4-0	2-2-4-0	0-0-0-0	7-2-9-0	1-3-4-0	1-0-1-0
BOSTON COLLEGE	4-3-7-0	0-1-1-0	2-3-5-0	3-3-6-0	0-2-2-INT	0-0-0-0	0-0-0-0	2-1-3-0	1-1-2-0
at NC State	0-0-0-PBK	1-0-1-0	3-1-4-0	4-2-6-0	2-0-2-0	0-0-0-0	2-0-2-INT	4-0-4-0	1-0-1-0
CLEMSON	0-1-1-0	DNP	1-0-1-0	2-0-2-0	2-6-8-INT	3-0-3-SK, TFL	0-0-0-0	4-3-7-FF, FR	2-0-2-0
at Vanderbilt									





2010 DEMON DEACON FOOTBALL

GAME #12 ❖ WAKE FOREST AT VANDERBILT ❖ NOV. 27, 2010 ❖ VANDERBILT STADIUM

2010 TEAM GAME-BY-GAME STATISTICS

	PC	DUKE	STAN	FSU	GT	NAVY	VT	MD	BC	NCSU	CLEM	VU
Total Offense	509	500	283	185	268	403	346	155	287	188	205	
	362	487	535	485	339	368	605	446	298	387	413	
Plays	74	77	73	59	66	77	42	55	62	58	61	
	76	73	66	78	69	70	89	78	59	61	68	
Rushing Yds.	415	229	207	103	161	77	254	-3	69	110	54	
	70	129	303	201	209	274	291	261	165	59	182	
Passing Yds.	94	271	76	82	107	326	92	158	218	78	151	
	292	358	232	284	130	94	314	185	133	328	231	
Passes C-A-I	10-24-0	13-24-2	8-20-1	11-17-1	10-23-0	37-53-0	4-17-0	17-34-2	19-31-4	10-13-0	17-32-0	
	24-42-1	28-44-3	20-28-0	26-39-0	11-21-0	8-19-1	22-35-0	16-24-0	12-16-2	28-39-1	19-25-1	
Comp. Pct.	41.7	54.2	40.0	64.7	43.5	69.8	23.5	50.0	61.3	76.9	53.1	
	57.1	63.6	71.4	66.7	52.4	42.1	62.9	66.7	75.0	71.8	76.0	
1st Downs	23	24	21	12	11	27	9	9	15	12	12	
	18	22	28	28	17	18	35	28	14	22	20	
Field Goals	1-2	0-0	1-1	0-0	2-2	2-2	0-0	0-0	2-2	1-1	1-1	
	0-0	2-2	0-0	1-2	3-3	0-0	1-1	2-2	1-2	1-1	3-3	
Punting	5-202	5-211	5-200	6-257	8-280	4-183	8-282	10-275	3-99	7-245	7-210	
	9-341	4-195	1-39	1-26	5-198	5-232	2-95	3-135	5-233	2-66	2-91	
Time of Poss.	27:49	31:44	30:33	25:17	31:25	30:35	18:34	22:31	28:19	34:56	26:59	
	32:11	28:16	29:27	34:43	28:35	29:25	41:26	37:29	31:41	25:04	33:01	
3rd Downs	9-17	6-16	6-16	4-15	6-18	7-16	2-10	4-15	6-15	3-14	7-17	
	5-19	7-15	5-8	8-14	5-17	10-17	12-17	6-12	3-12	7-11	9-16	
Turnovers	1	2	2	2	0	2	0	2	5	1	0	
	1	4	0	2	2	1	0	0	2	1	2	
Penalties	6-65	5-55	2-5	5-42	7-54	6-47	8-75	2-30	6-51	5-50	5-50	
	7-65	3-28	6-55	8-85	8-79	6-51	4-35	6-47	7-63	3-23	4-35	
Punt Returns	0-0	2-53	1-0	0-0	1-13	2-16	1-0	1-9	2-2	2-8	0-0	
	0-0	3-50	1-22	5-25	5-51	0-0	4-55	4-37	1-0	3-6	1-2	
Kickoff Returns	3-98	8-138	8-204	4-67	5-76	5-165	5-107	11-161	4-85	6-133	6-132	
	8-152	9-222	4-105	1-22	5-113	5-118	2-38	3-50	4-52	2-49	3-73	
Sacks By Defense	4-16	1-2	0-0	3-21	2-18	1-4	1-8	0-0	2-17	2-15	3-23	
	0-0	0-0	5-37	6-34	0-0	0-0	1-6	5-38	2-24	3-21	3-29	

Wake Forest totals on top; Opponents on bottom.

2010 STARTING LINEUPS

OFFENSE

	QB	TB	FB	WR	WR	TE	LT	LG	C	RG	RT
PRESBYTERIAN	Stachitas	Adams	Demby (WR)	Williams, M.	Brown	Parker	Godfrey	Looney	Nenon	Hoag	Weaver
DUKE	Stachitas	Adams	Bohanon	Williams, M.	Brown	Givens (WR)	Godfrey	Looney	Nenon	Hoag	Weaver
at Stanford	Price	Adams	Givens (WR)	Williams, M.	Brown	Ford	Godfrey	Looney	Nenon	Hoag	Weaver
at Florida State	Price	Adams	Givens (WR)	Williams, M.	Brown	Parker	Godfrey	Looney	Nenon	Hoag	Weaver
GEORGIA TECH	Stachitas	Adams	Bohanon	Williams, M.	Brown	Parker	Godfrey	Looney	Nenon	Hoag	Weaver
NAVY	Price	Adams	Givens (WR)	Williams, M.	Brown	Ford	Godfrey	Looney	Nenon	Hoag	Weaver
at Virginia Tech	Price	Harris	Givens (WR)	Williams, M.	Brown	Ford	Godfrey	Looney	Nenon	Hoag	Weaver
at Maryland	Price	Harris	Givens (FL)	Williams, M.	Campanaro	Demby (WR)	Godfrey	Looney	Nenon	Hoag	Weaver
BOSTON COLLEGE	Price	Harris	Parker (TE)	Williams, M.	Givens	Ford	Godfrey	Looney	Nenon	Hoag	Weaver
at NC State	Price	Adams	Bohanon	Williams, M.	Parker (TE)	Ford	Godfrey	Nenon	Williams	Irby	Weaver
CLEMSON											
at Vanderbilt											

DEFENSE

	DE	NG	DT	DE	SLB	MLB	WLB	CB	FS	SS	CB
PRESBYTERIAN	Dorty	Booi	Whitlock	Wilber	Ehrmann	Haynes, H.	Haynes, R.	Bush	Mack	Quarles	Okoro
DUKE	Dorty	Whitlock	Redding	Wilber	Ehrmann	Haynes, H.	Haynes, R.	Bush	Quarles	Frye	Okoro
at Stanford	Dorty	Souza	Whitlock	Wilber	Ehrmann	Haynes, H.	Haynes, R.	Marshall	Quarles	Frye	Okoro
at Florida State	Dorty	Souza	Whitlock	Wilber	Ehrmann	Haynes, H.	Woodlief	Bush	Quarles	Frye	Okoro
GEORGIA TECH	Dorty	Orange	Whitlock	Wilber	Ehrmann	Haynes, H.	Woodlief	Bush	Frye	Mack	Okoro
NAVY	Dorty	Orange	Whitlock	Wilber	Ehrmann	Haynes, H.	Woodlief	Marshall	Bush	Mack	Okoro
at Virginia Tech	Dorty	Souza	Whitlock	Wilber	Ehrmann	Haynes, H.	Woodlief	Marshall	Quarles	Frye	Malchow (LB)
at Maryland	Dorty	Thompson, Z.	Whitlock	Wilber	Smith, K. (DT)	Betros	Haynes, H.	Johnson, K.	Frye	Quarles	Okoro
BOSTON COLLEGE	Dorty (OLB)	Thompson, Z. (DE)	Whitlock	Wilber (OLB)	Smith, K. (DE)	Haynes, H.	Woodlief (MLB)	Bush	Mack	Lowe	Johnson, K.
at NC State	Smith, K.	Thompson, Z. (DE)	Whitlock	Wilber (OLB)	Ehrmann (OLB)	Haynes, H.	Woodlief (ILB)	Bush	Mack	Lowe	Johnson, K.
CLEMSON	Smith, K.	Thompson, Z. (DE)	Whitlock	Wilber (OLB)	Ehrmann (OLB)	Haynes, H.	Woodlief (ILB)	Bush	Mack	Lowe	Johnson, K.
at Vanderbilt											





2010 DEMON DEACON FOOTBALL

GAME #12 ❖ WAKE FOREST AT VANDERBILT ❖ NOV. 27, 2010 ❖ VANDERBILT STADIUM

2010 MISCELLANEOUS STATISTICS

WAKE FOREST BIG PLAYS (35+ YARDS)

Yards	Play	Opp	Qtr	Player(s)
87*	Rush	Virginia Tech	2	Harris
85*	Rush	Presbyterian	4	Brown
81*	Pass	Duke	2	Givens from Williams, M.
78*	Pass	Virginia Tech	3	Givens from Price
59	Kick Return	Presbyterian	1	Brown
57	Rush	Georgia Tech	1	Adams
53	Kick Return	Navy	1	Campanaro
48	Pass	Duke	2	Givens from Price
47	Kick Return	Navy	4	Campanaro
46*	Rush	Presbyterian	4	Harris
44*	Interception	Presbyterian	1	Frye
43	Punt Return	Duke	3	Brown
43	Kick Return	Duke	1	Campanaro
41*	Pass	Boston College	4	Givens from Williams, M.
41	Kick Return	NC State	1	Campanaro
38*	Pass	Duke	3	Williams, M. from Price
38	Kick Return	Maryland	3	Givens
37	Rush	Virginia Tech	1	Harris
36	Pass	Boston College	4	Givens from Price

* Play resulted in a touchdown.

WAKE FOREST SCORING DRIVES

Game	Qtr	Pts	Plays	Yds	TOP	How
Presbyterian	1	7	3	38	1:29	Stachitas 34 yd run
Presbyterian	1	7	10	47	3:27	Adams 14 yd run
Presbyterian	1	7	0	0	0:00	Frye 44 yd interception return
Presbyterian	2	7	5	73	1:38	Pendergrass 16 yd run
Presbyterian	2	7	7	51	2:11	Harris 3 yd run
Presbyterian	3	2	0	0	0:00	Okoro defensive PAT
Presbyterian	4	7	1	85	0:12	Brown 85 yd run
Presbyterian	4	3	12	36	4:26	Newman 36 yd field goal
Presbyterian	4	7	2	57	0:29	Harris 46 yd run
Duke	1	7	9	82	3:47	Stachitas 23 yd run
Duke	2	7	0	0	0:00	Givens 18 yd fumble recovery
Duke	2	7	10	83	3:58	Price 1 yd run
Duke	2	7	1	81	0:13	Givens 81 yd pass from Williams, M.
Duke	2	7	2	16	0:34	Williams, M. 13 yd pass from Price
Duke	3	6	1	38	0:05	Williams, M. 38 yd pass from Price
Duke	4	7	10	73	4:15	Demby 23 yd pass from Price
Duke	4	6	13	79	5:52	Brown 6 yd run
Stanford	1	7	6	80	2:12	Givens 22 yd run
Stanford	2	3	12	49	2:45	Newman 48 yd field goal
Stanford	3	7	6	61	2:11	Price 28 yd run
Stanford	3	7	12	70	5:13	Campanaro 22 yd run
Georgia Tech	1	3	7	77	2:54	Newman 20 yd field goal
Georgia Tech	2	7	12	57	6:28	Pendergrass 1 yd run
Georgia Tech	3	7	5	19	1:56	Adams 3 yd run
Georgia Tech	4	3	11	55	4:29	Newman 26 yd field goal
Navy	1	7	5	38	2:16	Price 1 yd run
Navy	2	3	9	39	2:51	Newman 45 yd field goal
Navy	2	7	11	84	4:15	Givens 11 yd pass from Price
Navy	3	7	10	70	3:37	Brown 12 yd pass from Price
Navy	4	3	14	59	5:32	Newman 31 yd field goal
Virginia Tech	1	7	4	78	1:13	Harris 33 yd run
Virginia Tech	2	7	1	87	0:12	Harris 87 yd run
Virginia Tech	3	7	3	77	1:16	Givens 78 yd pass from Price
Maryland	1	7	8	85	2:18	Harris 6 yd run
Maryland	4	7	9	38	2:57	Davis 8 yd pass from Price
Boston College 1	3	13	80	5:41	Newman 37 yd field goal	
Boston College 2	3	9	58	4:05	Newman 39 yd field goal	
Boston College 4	7	2	42	1:14	Givens 41 yd pass from Williams, M.	
NC State	2	3	15	57	7:57	Newman 19 yd field goal
Clemson	4	3	8	34	1:51	Newman 45 yd field goal
Clemson	4	7	11	79	2:09	Harris 1 yd run

OPPONENT BIG PLAYS (35+ YARDS)

Yards	Play	Opp	Qtr	Player(s)
70*	Pass	Duke	2	Vernon from Renfree
68*	Pass	Presbyterian	2	Ruff from Overholt
63*	Rush	Duke	2	Scott
63*	Rush	Clemson	4	Harper
60	Kick Return	Stanford	1	Amanam
58	Punt Return	Virginia Tech	1	Hosley
52*	Rush	Stanford	2	Luck
51*	Pass	Duke	4	Vernon from Renfree
50	Rush	Georgia Tech	4	Nesbitt
50	Pass	NC State	2	Williams from Wilson
42	Pass	Virginia Tech	2	Roberts from Taylor
41	Pass	Presbyterian	2	Ruff from Miley
41	Rush	Navy	3	Dobbs
40	Pass	Clemson	2	Brown from Parker
39	Pass	Clemson	2	Brown from Parker
38	Rush	Florida State	4	J. Thomas
38	Pass	Georgia Tech	2	Lyons from Nesbitt
38	Pass	Boston College	2	Amidon from Rettig
38*	Pass	NC State	3	Spencer from Wilson
37	Pass	Virginia Tech	1	Coale from Taylor
37	Rush	Boston College	4	Harris
36	Kick Return	Duke	1	Kurunwune
36	Interception	Stanford	3	Yancy
36	Pass	Virginia Tech	2	Roberts from Taylor
35*	Pass	Stanford	1	Owusu from Luck
35	Pass	Maryland	3	Smith from O'Brien

* Play resulted in a touchdown.

THIRD DOWN ATTEMPTS BY DISTANCE

Yards	WFU	Pct.	Opp.	Pct.
1-2	18-29	62.1	27-31	87.1
3-4	19-27	70.4	12-24	50.0
5-9	17-67	25.4	26-55	47.3
10+	9-60	15.0	12-48	25.0
Total	63-183	34.4	77-158	48.7

FOURTH DOWN ATTEMPTS BY DISTANCE

Yards	WFU	Pct.	Opp.	Pct.
1-2	7-8	87.5	7-9	77.8
3-4	3-7	42.9	3-4	75.0
5-9	1-1	100.0	2-4	50.0
10+	0-1	0.0	0-2	0.0
Total	11-17	64.7	12-19	63.2





2010 DEMON DEACON FOOTBALL

GAME #12 ❖ WAKE FOREST AT VANDERBILT ❖ NOV. 27, 2010 ❖ VANDERBILT STADIUM

2010 PARTICIPATION CHART

Name	GP/GS	PC	DUKE	STAN	FSU	GT	NAVY	VT	MD	BC	NCST	CLEM	VANDY
Adams, J	11/8	RB	RB	RB	RB	RB	RB	rb	rb	rb	RB	RB	
Bechtel, G	11/11	LS	LS	LS	LS	LS	LS	LS	LS	LS	LS	LS	
Betros, S	10/1	lb	lb	lb	lb	lb	inj	lb	MLB	lb	lb	lb	
Bishop, S	7/0	te	--	--	te	st	st	st	te	--	st	inj	
Bohanon, T	11/4	fb	FB	fb	fb	FB	fb	fb	fb	fb	FB	FB	
Bolling, D	2/0	ot	--	--	ot	--	--	--	--	inj	inj	inj	
Booi, R	7/1	DT	inj	dt	dt	--	--	dt	dt	--	dt	dt	
Britt, R	3/0	og	--	--	og	--	--	--	--	og	inj	inj	
Brown, D	11/7	WR	WR	WR	WR	WR	WR	WR	st	wr	wr	wr	
Bush, J	10/8	CB	CB	inj	CB	CB	FS	s	s	CB	CB	CB	
Campanaro, M	11/1	wr	wr	wr	wr	wr	wr	wr	WR	wr	wr	wr	
Chase, S	11/0	ot	ot	ot	ot	ot	ot	ot	ot	ot	ot	ot	
Cross, B	4/0	qb	--	H/qb	H/qb	inj	inj	--	--	--	--	--	
Davis, T	8/0	wr	--	wr	--	wr	wr	wr	wr	wr	--	wr	
Dembry, D	11/1	wr	wr	wr	wr	wr	wr	wr	WR	wr	wr	wr	
Dorty, T	10/9	LE	LE	LE	LE	LE	LE	LE	LE	OLB	inj	olb	
Dixon, W	2/0	--	--	--	--	--	--	--	--	--	--	rb	
Dunmeyer, B	1/0	ng	--	--	--	--	--	--	--	--	--	--	
Ehrmann, J	11/9	SLB	SLB	SLB	SLB	SLB	SLB	SLB	lb	lb	OLB	OLB	
Ellis, D	9/0	de	--	de	--	de	de	de	de	de	de	de	
Faulk, T	8/8	--	H	--	--	H	H	H	H	H	H	H	
Ford, C	11/6	te	te	TE	te	te	TE	TE	te	TE	TE	TE	
Frye, A	10/6	s	SS	SS	SS	SS	s	SS	SS	s	s	inj	
Gallagher, J	8/0	--	dt	dt	dt	--	--	dt	dt	dt	dt	dt	
Givens, C	10/7	--	WR	WR	WR	wr	WR	WR	WR	WR	wr	wr	
Godfrey, D	11/11	LT	LT	LT	LT	LT	LT	LT	LT	LT	LT	LT	
Harris, J	10/3	rb	rb	rb	rb	--	rb	RB	RB	RB	rb	rb	
Harris, M	11/0	cb	st	st	st	st	st	st	st	st	st	st	
Haynes, H	11/11	MLB	MLB	MLB	MLB	MLB	MLB	MLB	WLB	ILB	ILB	ILB	
Haynes, R	5/3	WLB	WLB	WLB	WLB	lb	inj	inj	inj	inj	--	--	
Hoag, M	10/10	RG	RG	RG	RG	RG	RG	RG	RG	RG	inj	RG	
Irby, G	5/1	og	--	og	og	--	--	--	--	og	OG	inj	
Jackson, J	1/0	lb	inj	inj	inj	inj	inj	inj	inj	inj	inj	inj	
Jackson, L	9/0	wr	--	wr	st	--	st	st	st	st	st	st	
Jarret, K	11/0	lb	lb	lb	lb	st	st	lb	lb	lb	lb	st	
Johnson, K	10/4	cb	cb	cb	--	cb	st	cb	CB	CB	CB	CB	
Jones, S	5/0	qb	--	--	--	qb	--	qb	qb	--	qb	--	
King, T	1/0	de	--	--	--	--	--	--	--	--	--	--	
Langley, C	3/0	wr	--	--	--	--	--	--	wr	--	--	wr	
Looney, J	9/9	LG	LG	LG	LG	LG	LG	LG	LG	LG	inj	inj	
Lowe, D	11/3	s	s	s	s	s	s	s	s	SS	SS	FS	
Mack, D	11/6	FS	s	s	s	SS	SS	s	s	FS	FS	SS	
Malchow, L	11/2	lb	st	lb	lb	lb	lb	LB	lb	lb	lb	lb	
Marshall, AJ	11/3	cb	cb	CB	cb	cb	CB	CB	cb	cb	cb	cb	
Nenon, R	11/11	C	C	C	C	C	C	C	C	C	LG	C	
Newman, J	11/11	PK	PK	PK	PK	PK	PK	PK	PK	PK	PK	PK	
Okoro, K	11/7	CB	CB	CB	CB	CB	CB	CB	cb	CB	cb	cb	
Olson, M	11/0	lb	st	lb	lb	lb	lb	lb	lb	lb	lb	lb	
Orange, G	10/2	de	de	de	de	DT	DT	inj	de	de	de	de	
Parker, A	11/6	TE	te	te	TE	TE	te	te	te	TE	TE	TE	
Pendergrass, B	6/0	rb	rb	rb	rb	rb	inj	inj	inj	inj	inj	inj	
Popham, S	11/11	P	P	P	P	P	P	P	P	P	P	P	
Powell, B	1/0	lb	--	--	--	--	--	--	--	--	--	--	
Price, T	10/8	qb	qb	QB	QB	inj	QB	QB	QB	QB	QB	QB	
Quarles, C	11/6	SS	FS	FS	FS	s	s	FS	FS	s	s	s	
Raines, C	1/0	c	--	--	--	--	--	--	--	--	--	--	
Redding, K	7/1	dt	DT	dt	dt	--	--	dt	dt	--	--	dt	
Russell, T	5/0	de	--	--	--	--	--	de	de	--	dt	dt	
Smith, K	9/4	--	de	de	de	de	de	de	DT	DE	DE	DE	
Souza, F	8/3	ng	dt	NG	ng	--	--	DT	dt	dt	--	dt	
Stachitas, T	5/3	QB	QB	qb	qb	QB	inj	inj	inj	inj	inj	inj	
Stamper, J	11/0	s	st	st	st	st	st	s	s	st	s	s	
Thompson, Z	8/4	de	de	de	--	--	--	de	DT	DT	DT	DE	
Washington, CJ	10/0	cb	st	cb	st	st	st	st	st	st	--	st	
Weaver, D	11/11	RT	RT	RT	RT	RT	RT	RT	RT	RT	RT	RT	
Whitlock, N	11/11	NG	NG	DT	DT	DT	DT	NG	NG	NG	NG	NG	
Wilber, K	11/11	RE	RE	RE	RE	RE	RE	RE	RE	OLB	OLB	OLB	
Williams, G	6/2	c	--	c	c	--	--	--	--	c	C	LG	
Williams, J	4/0	wr	st	wr	wr	--	--	--	--	--	--	--	
Williams, M	11/11	WR	WR	WR	WR	WR	WR	WR	WR	WR	WR	WR	
Woodlief, M	11/6	lb	lb	lb	WLB	WLB	WLB	WLB	lb	ILB	ILB	ILB	
Wulfeck, A	2/1	H	inj	inj	--	--	--	--	p	--	--	--	

Starters in all CAPS -- = did not play inj = missed game due to injury st = special teams only





2010 DEMON DEACON FOOTBALL

GAME #12 ❖ WAKE FOREST AT VANDERBILT ❖ NOV. 27, 2010 ❖ VANDERBILT STADIUM

INDIVIDUAL SEASON & CAREER HIGHS

OFFENSE

JOSH ADAMS

RUSHING

Attempts

Season: 20 - vs. Georgia Tech, Oct. 2, 2010
Career: 27 - at Navy, Oct. 20, 2007

Yards

Season: 101 - vs. Georgia Tech, Oct. 2, 2010
Career: 140 - vs. Florida State, Oct. 11, 2007

Touchdowns

Season: 1 - 2 times (last vs. Georgia Tech, Oct. 2, 2010)
Career: 2 - 3 times (last: vs. Navy, Dec. 20, 2008)

Long

Season: 57 yds - vs. Georgia Tech, Oct. 2, 2010
Career: 83 yds - vs. Florida State, Oct. 11, 2007

RECEIVING

Receptions

Season: 2 - vs. Boston College, Nov. 6, 2010
Career: 7 - at Clemson, Nov. 10, 2007

Yards

Season: 17 - at NC State, Nov. 13, 2010
Career: 71 - vs. Miami, Oct. 31, 2009

Touchdowns

Season: 0
Career: 1 - vs. Florida State, Oct. 11, 2007

Long

Season: 17 yds - at NC State, Nov. 13, 2010
Career: 25 yds - vs. Maryland, Oct. 10, 2009

TOMMY BOHANON

RUSHING

Attempts

Season: 6 - vs. Presbyterian, Sept. 2, 2010
Career: 6 - vs. Presbyterian, Sept. 2, 2010

Yards

Season: 47 - vs. Presbyterian, Sept. 2, 2010
Career: 47 - vs. Presbyterian, Sept. 2, 2010

Touchdowns

Season: 0
Career: 0

Long

Season: 22 yds - vs. Presbyterian, Sept. 2, 2010
Career: 22 yds - vs. Presbyterian, Sept. 2, 2010

RECEIVING

Receptions

Season: 3 - 2 times (last vs. Boston College, Nov. 6, 2010)
Career: 3 - 2 times (last vs. Boston College, Nov. 6, 2010)

Yards

Season: 27 - vs. Navy, Oct. 9, 2010
Career: 27 - vs. Navy, Oct. 9, 2010

Touchdowns

Season: 0
Career: 1 - vs. Miami, Oct. 31, 2009

Long

Season: 11 yds - vs. Navy, Oct. 9, 2010
Career: 19 yds - at Navy, Oct. 24, 2009

DEVON BROWN

RUSHING

Attempts

Season: 6 - vs. Duke, Sept. 11, 2010
Career: 8 - 2 times (last: vs. Stanford, Sept. 12, 2009)

Yards

Season: 91 - vs. Presbyterian, Sept. 2, 2010
Career: 91 - vs. Presbyterian, Sept. 2, 2010

Touchdowns

Season: 1 - 2 times (last vs. Duke, Sept. 11, 2010)
Career: 1 - 3 times, (last vs. Duke, Sept. 11, 2010)

Long

Season: 85 yds - vs. Presbyterian, Sept. 2, 2010
Career: 85 yds - vs. Presbyterian, Sept. 2, 2010

RECEIVING

Receptions

Season: 10 - vs. Navy, Oct. 9, 2010
Career: 12 - vs. Miami, Oct. 31, 2009

Yards

Season: 76 - vs. Boston College, Nov. 6, 2010
Career: 101 - 2 times (last: vs. Miami, Oct. 31, 2009)

Touchdowns

Season: 1 - vs. Navy, Oct. 9, 2010
Career: 2 - 2 times (last: at Duke, Nov. 28, 2009)

Long

Season: 26 yds - 2 times (last vs. Boston College, Nov. 6, 2010)
Career: 58 yds - 2 times (last: at BC, Sept. 26, 2009)

MICHAEL CAMPANARO

RUSHING

Attempts

Season: 19 - at NC State, Nov. 13, 2010
Career: 19 - at NC State, Nov. 13, 2010

Yards

Season: 67 - at NC State, Nov. 13, 2010
Career: 67 - at NC State, Nov. 13, 2010

Touchdowns

Season: 1 - at Stanford, Sept. 18, 2010
Career: 1 - at Stanford, Sept. 18, 2010

Long

Season: 22 - at Stanford, Sept. 18, 2010
Career: 22 - at Stanford, Sept. 18, 2010

RECEIVING

Receptions

Season: 4 - vs. Navy, Oct. 9, 2010
Career: 4 - vs. Navy, Oct. 9, 2010

Yards

Season: 44 - vs. Navy, Oct. 9, 2010
Career: 44 - vs. Navy, Oct. 9, 2010

Touchdowns

Season: 0
Career: 0

Long

Season: 22 yds - vs. Navy, Oct. 9, 2010
Career: 22 yds - vs. Navy, Oct. 9, 2010

DANNY DEMBRY

RECEIVING

Receptions

Season: 4 - vs. Navy, Oct. 9, 2010
Career: 4 - vs. Navy, Oct. 9, 2010

Yards

Season: 51 - vs. Navy, Oct. 9, 2010
Career: 51 - vs. Navy, Oct. 9, 2010

Touchdowns

Season: 1 - vs. Duke, Sept. 11, 2010
Career: 1 - vs. Duke, Sept. 11, 2010

Long

Season: 23 yds - vs. Duke, Sept. 11, 2010
Career: 23 yds - vs. Duke, Sept. 11, 2010

CAMERON FORD

RECEIVING

Receptions

Season: 2 - 3 times (last vs. Clemson, Nov. 20, 2010)
Career: 3 - vs. Miami, Oct. 31, 2009

Yards

Season: 36 - vs. Clemson, Nov. 30, 2010
Career: 57 - vs. Elon, Sept. 19, 2009

Touchdowns

Season: 0
Career: 0

Long

Season: 34 yds - vs. Clemson, Nov. 20, 2010
Career: 36 yds - vs. Elon, Sept. 19, 2009

CHRIS GIVENS

RUSHING

Attempts

Season: 4 - 2 times, (last vs. Georgia Tech, Oct. 2, 2010)
Career: 5 - vs. Stanford, Sept. 12, 2009

Yards

Season: 25 - 2 times, (last at Florida State, Sept. 25, 2010)
Career: 51 - vs. Stanford, Sept. 12, 2009

Touchdowns

Season: 1 - at Stanford, Sept. 18, 2010
Career: 1 - at Stanford, Sept. 18, 2010

Long

Season: 22 yds - at Stanford, Sept. 18, 2010
Career: 22 yds - at Stanford, Sept. 18, 2010

RECEIVING

Receptions

Season: 7 - vs. Navy, Oct. 9, 2010
Career: 8 - vs. NC State, Oct. 3, 2009

Yards

Season: 159 - vs. Duke, Sept. 11, 2010
Career: 159 - vs. Duke, Sept. 11, 2010

Touchdowns

Season: 1 - 4 times (last vs. Boston College, Nov. 6, 2010)
Career: 2 - vs. Maryland, Oct. 10, 2009

Long

Season: 81 yds - vs. Duke, Sept. 11, 2010
Career: 81 yds - vs. Duke, Sept. 11, 2010

JOSH HARRIS

RUSHING

Attempts

Season: 20 - at Virginia Tech, Oct. 16, 2010
Career: 20 - at Virginia Tech, Oct. 16, 2010

Yards

Season: 241 - at Virginia Tech, Oct. 16, 2010
Career: 241 - at Virginia Tech, Oct. 16, 2010

Touchdowns

Season: 2 - 2 times (last at Virginia Tech, Oct. 16, 2010)
Career: 2 - 2 times (last at Virginia Tech, Oct. 16, 2010)

Long

Season: 87 yds - at Virginia Tech, Oct. 16, 2010
Career: 87 yds - at Virginia Tech, Oct. 16, 2010

SKYLAR JONES

PASSING

Completions

Season: 9 - vs. Georgia Tech, Oct. 2, 2010
Career: 9 - vs. Georgia Tech, Oct. 2, 2010

Attempts

Season: 20 - vs. Georgia Tech, Oct. 2, 2010
Career: 20 - vs. Georgia Tech, Oct. 2, 2010

Yards

Season: 105 - vs. Georgia Tech, Oct. 2, 2010
Career: 105 - vs. Georgia Tech, Oct. 2, 2010

Touchdowns

Season: 0
Career: 0

Long

Season: 26 yds - vs. Georgia Tech, Oct. 2, 2010
Career: 26 yds - vs. Georgia Tech, Oct. 2, 2010

RUSHING

Attempts

Season: 8 - vs. Georgia Tech, Oct. 2, 2010
Career: 8 - vs. Georgia Tech, Oct. 2, 2010

Yards

Season: 31 - vs. Georgia Tech, Oct. 2, 2010
Career: 31 - vs. Georgia Tech, Oct. 2, 2010

Touchdowns

Season: 0
Career: 0

Long

Season: 16 yds - vs. Georgia Tech, Oct. 2, 2010
Career: 16 yds - vs. Georgia Tech, Oct. 2, 2010





2010 DEMON DEACON FOOTBALL

GAME #12 ❖ WAKE FOREST AT VANDERBILT ❖ NOV. 27, 2010 ❖ VANDERBILT STADIUM

INDIVIDUAL SEASON & CAREER HIGHS

BRANDON PENDERGRASS

RUSHING

Attempts

Season: 7 - vs. Presbyterian, Sept. 2, 2010
Career: 27 - vs. Virginia, Nov. 8, 2008

Yards

Season: 38 - vs. Presbyterian, Sept. 2, 2010
Career: 110 - vs. Virginia, Nov. 8, 2008

Touchdowns

Season: 1 - 2 times, (last vs. Georgia Tech, Oct. 2, 2010)
Career: 1 - 8 times (last: vs. Georgia Tech, Oct. 2, 2010)

Long

Season: 16 yds - vs. Presbyterian, Sept. 2, 2010
Career: 76 yds - at Boston College, Sept. 26, 2009

RECEIVING

Receptions

Season: 1 - at Stanford, Sept. 18, 2010
Career: 3 - 2 times (last: at Maryland, Oct. 18, 2008)

Yards

Season: 3 - at Stanford, Sept. 18, 2010
Career: 22 - 2 times (last: vs. Vanderbilt, Nov. 29, 2008)

Touchdowns

Season: 0
Career: 0

Long

Season: 19 yds - vs. Navy, Oct. 9, 2010
Career: 22 yds - vs. Vanderbilt, Nov. 29, 2008

ANDREW PARKER

RECEIVING

Receptions

Season: 1 - 3 times (last at NC State, Nov. 13, 2010)
Career: 4 - vs. Maryland, Oct. 10, 2009

Yards

Season: 9 - at NC State, Nov. 13, 2010
Career: 55 - at Florida State, Sept. 20, 2008

Touchdowns

Season: 0
Career: 1 - 2 times (last: vs. Maryland, Oct. 10, 2009)

Long

Season: 9 yds - at NC State, Nov. 13, 2010
Career: 37 yds - vs. Duke, Nov. 1, 2008

TANNER PRICE

PASSING

Completions

Season: 37 - vs. Navy, Oct. 9, 2010
Career: 37 - vs. Navy, Oct. 9, 2010

Attempts

Season: 53 - vs. Navy, Oct. 9, 2010
Career: 53 - vs. Navy, Oct. 9, 2010

Yards

Season: 326 - vs. Navy, Oct. 9, 2010
Career: 326 - vs. Navy, Oct. 9, 2010

Touchdowns

Season: 3 - vs. Duke, Sept. 11, 2010
Career: 3 - vs. Duke, Sept. 11, 2010

Interceptions

Season: 4 - vs. Boston College, Nov. 6, 2010
Career: 4 - vs. Boston College, Nov. 6, 2010

Long

Season: 78 yds - at Virginia Tech, Oct. 16, 2010
Career: 78 yds - at Virginia Tech, Oct. 16, 2010

RUSHING

Attempts

Season: 16 - at Stanford, Sept. 18, 2010
Career: 16 - at Stanford, Sept. 18, 2010

Yards

Season: 65 - at Stanford, Sept. 18, 2010
Career: 65 - at Stanford, Sept. 18, 2010

Touchdowns

Season: 1 - 3 times, (last vs. Navy, Oct. 9, 2010)

Career: 1 - 3 times, (last vs. Navy, Oct. 9, 2010)

Long

Season: 28 yds - at Stanford, Sept. 18, 2010
Career: 28 yds - at Stanford, Sept. 18, 2010

TED STACHITAS

PASSING

Completions

Season: 7 - vs. Presbyterian, Sept. 2, 2010
Career: 7 - vs. Presbyterian, Sept. 2, 2010

Attempts

Season: 13 - vs. Presbyterian, Sept. 2, 2010
Career: 13 - vs. Presbyterian, Sept. 2, 2010

Yards

Season: 84 - vs. Presbyterian, Sept. 2, 2010
Career: 84 - vs. Presbyterian, Sept. 2, 2010

Touchdowns

Season: 0
Career: 0

Interceptions

Season: 1 - vs. Duke, Sept. 11, 2010
Career: 1 - vs. Duke, Sept. 11, 2010

Long

Season: 33 yds - vs. Presbyterian, Sept. 2, 2010
Career: 33 yds - vs. Presbyterian, Sept. 2, 2010

RUSHING

Attempts

Season: 11 - at Florida State, Sept. 25, 2010
Career: 11 - at Florida State, Sept. 25, 2010

Yards

Season: 77 - vs. Duke, Sept. 11, 2010
Career: 77 - vs. Duke, Sept. 11, 2010

Touchdowns

Season: 1 - 2 times (last vs. Duke, Sept. 11, 2010)
Career: 1 - 2 times (last vs. Duke, Sept. 11, 2010)

Long

Season: 34 yds - vs. Presbyterian, Sept. 2, 2010
Career: 34 yds - vs. Presbyterian, Sept. 2, 2010

MARSHALL WILLIAMS

RECEIVING

Receptions

Season: 5 - at Maryland, Oct. 30, 2010
Career: 12 - at Boston College, Sept. 26, 2009

Yards

Season: 62 - at Maryland, Oct. 30, 2010
Career: 180 - at Boston College, Sept. 26, 2009

Touchdowns

Season: 2 - vs. Duke, Sept. 11, 2010
Career: 2 - 2 times (last vs. Duke, Sept. 11, 2010)

Long

Season: 38 yds - vs. Duke, Sept. 11, 2010
Career: 80 yds - vs. Elon, Sept. 19, 2009

SPECIAL TEAMS

DEVON BROWN

KICK RETURNS

Kick Returns

Season: 4 - at Stanford, Sept. 18, 2010
Career: 4 - at Stanford, Sept. 18, 2010

Yards

Season: 100 - at Stanford, Sept. 18, 2010
Career: 100 - at Stanford, Sept. 18, 2010

Touchdowns

Season: 0
Career: 0

Long

Season: 59 yds - vs. Presbyterian, Sept. 2, 2010
Career: 66 yds - at Duke, Nov. 28, 2009

PUNT RETURNS

Punt Returns

Season: 2 - 2 times (last: vs. Navy, Oct. 9, 2010)
Career: 2 - 4 times (last: vs. Navy, Oct. 10, 2010)

Yards

Season: 53 - vs. Duke, Sept. 11, 2010
Career: 53 - vs. Duke, Sept. 11, 2010

Touchdowns

Season: 0
Career: 0

Long

Season: 43 - vs. Duke, Sept. 11, 2010
Career: 43 - vs. Duke, Sept. 11, 2010

MICHAEL CAMPANARO

KICK RETURNS

Kick Returns

Season: 5 - vs. Navy, Oct. 9, 2010
Career: 5 - vs. Navy, Oct. 9, 2010

Yards

Season: 165 - vs. Navy, Oct. 9, 2010
Career: 165 - vs. Navy, Oct. 9, 2010

Touchdowns

Season: 0
Career: 0

Long

Season: 53 yds - vs. Navy, Oct. 9, 2010
Career: 53 yds - vs. Navy, Oct. 9, 2010

CHRIS GIVENS

KICK RETURNS

Kick Returns

Season: 6 - at Maryland, Oct. 30, 2010
Career: 6 - at Maryland, Oct. 30, 2010

Yards

Season: 95 - at Maryland, Oct. 30, 2010
Career: 97 - vs. NC State, Oct. 3, 2009

Touchdowns

Season: 0
Career: 0

Long

Season: 38 yds - at Maryland, Oct. 30, 2010
Career: 38 yds - at Maryland, Oct. 30, 2010

JIMMY NEWMAN

FIELD GOALS

Field Goal Attempts

Season: 2 - 4 times, (last vs. Boston College, Nov. 6, 2010)
Career: 4 - 2 times (last: vs. Miami, Oct. 31, 2009)

Field Goals Made

Season: 2 - 3 times, (last vs. Boston College, Nov. 6, 2010)
Career: 3 - vs. NC State, Oct. 3, 2009

Field Goal Long

Season: 48 - at Stanford, Sept. 18, 2010
Career: 48 - at Stanford, Sept. 18, 2010

PATs

Season: 6 - vs. Duke, Sept. 11, 2010
Career: 6 - 3 times (last: vs. Duke Sept. 11, 2010)

SHANE POPHAM

PUNTING

Punts

Season: 8 - 2 times (last at Virginia Tech, Oct. 16, 2010)
Career: 9 - 2 times (last: at Clemson, Oct. 17, 2009)

Yards

Season: 282 - at Virginia Tech, Oct. 16, 2010
Career: 371 - vs. Virginia, Nov. 8, 2008

Long

Season: 63 - vs. Navy, Oct. 9, 2010
Career: 63 - vs. Navy, Oct. 9, 2010





2010 DEMON DEACON FOOTBALL

GAME #12 ❖ WAKE FOREST AT VANDERBILT ❖ NOV. 27, 2010 ❖ VANDERBILT STADIUM

INDIVIDUAL SEASON & CAREER HIGHS

DEFENSE

SCOTT BETROS

TACKLES

Season: 7 - at Virginia Tech, Oct. 16, 2010
Career: 7 - 2 times (last: at Virginia Tech, Oct. 16, 2010)

JOSH BUSH

TACKLES

Season: 7 - vs. Boston College, Nov. 6, 2010
Career: 7 - vs. Boston College, Nov. 6, 2010

TACKLES FOR LOSS

Season: 2 - vs. Duke, Sept. 11, 2010
Career: 2 - vs. Duke, Sept. 11, 2010

TRISTAN DORTY

TACKLES

Season: 7 - vs. Navy, Oct. 9, 2010
Career: 10 - at Navy, Oct. 24, 2009

TACKLES FOR LOSS

Season: 1.5 - vs. Navy, Oct. 9, 2010
Career: 2 - vs. Maryland, Oct. 10, 2009

SACKS

Season: 1 - vs. Duke, Sept. 11, 2010
Career: 2 - vs. Maryland, Oct. 10, 2009

JOEY EHRMANN

TACKLES

Season: 6 - vs. Navy, Oct. 9, 2010
Career: 7 - vs. Elon, Sept. 19, 2009

TACKLES FOR LOSS

Season: 1 - 2 times, (last at Florida State, Sept. 25, 2010)
Career: 2.5 - vs. Miami, Oct. 31, 2009

SACKS

Season: 1 - vs. Florida State, Sept. 25, 2010
Career: 2.5 - vs. Miami, Oct. 31, 2009

ALEX FRYE

TACKLES

Season: 11 - vs. Florida State, Sept. 25, 2010
Career: 11 - vs. Florida State, Sept. 25, 2010

INTERCEPTIONS

Season: 2 - vs. Duke, Sept. 11, 2010
Career: 2 - vs. Duke, Sept. 11, 2010

JOHN GALLAGHER

TACKLES

Season: 5 - at Maryland, Oct. 30, 2010
Career: 5 - at Maryland, Oct. 30, 2010

HUNTER HAYNES

TACKLES

Season: 13 - vs. Georgia Tech, Oct. 2, 2010
Career: 13 - vs. Georgia Tech, Oct. 2, 2010

TACKLES FOR LOSS

Season: 3.5 - vs. Georgia Tech, Oct. 2, 2010
Career: 3.5 - vs. Georgia Tech, Oct. 2, 2010

RILEY HAYNES

TACKLES

Season: 5 - vs. Presbyterian, Sept. 2, 2010
Career: 5 - vs. Presbyterian, Sept. 2, 2010

KYLE JARRETT

TACKLES

Season: 8 - at Virginia Tech, Oct. 16, 2010
Career: 8 - at Virginia Tech, Oct. 16, 2010

TACKLES FOR LOSS

Season: 0
Career: 2 - at Clemson, Oct. 17, 2009

SACKS

Season: 0
Career: 2 - at Clemson, Oct. 17, 2009

KEVIN JOHNSON

TACKLES

Season: 9 - at Virginia Tech, Oct. 16, 2010
Career: 9 - at Virginia Tech, Oct. 16, 2010

DURAN LOWE

TACKLES

Season: 6 - 2 times (last at NC State, Nov. 13, 2010)
Career: 6 - 2 times (last at NC State, Nov. 13, 2010)

DANIEL MACK

TACKLES

Season: 8 - vs. Clemson, Nov. 20, 2010
Career: 8 - vs. Clemson, Nov. 20, 2010

LEE MALCHOW

TACKLES

Season: 3 - at Florida State, Sept. 25, 2010
Career: 7 - at Navy, Oct. 24, 2009

A.J. MARSHALL

TACKLES

Season: 7 - at Virginia Tech, Oct. 16, 2010
Career: 7 - at Virginia Tech, Oct. 16, 2010

KENNY OKORO

TACKLES

Season: 9 - at Maryland, Oct. 30, 2010
Career: 9 - at Maryland, Oct. 30, 2010

MIKE OLSON

TACKLES

Season: 7 - 2 times (last vs. Clemson, Nov. 20, 2010)
Career: 7 - 2 times (last vs. Clemson, Nov. 20, 2010)

GEO LOANGE

TACKLES

Season: 9 - vs. Navy, Oct. 9, 2010
Career: 9 - vs. Navy, Oct. 9, 2010

TACKLES FOR LOSS

Season: 2 - vs. Navy, Oct. 9, 2010
Career: 2 - vs. Navy, Oct. 9, 2010

CYHL QUARLES

TACKLES

Season: 9 - at Virginia Tech, Oct. 16, 2010
Career: 9 - at Virginia Tech, Oct. 16, 2010

KEVIN SMITH

TACKLES

Season: 7 - vs. Clemson, Nov. 20, 2010
Career: 7 - vs. Clemson, Nov. 20, 2010

FRANK SOUZA

TACKLES

Season: 4 - at Maryland, Oct. 30, 2010
Career: 4 - at Maryland, Oct. 30, 2010

JOHN STAMPER

TACKLES

Season: 2 - 2 times (last vs. Clemson, Nov. 20, 2010)
Career: 8 - vs. Florida State, Nov. 14, 2009

ZACH THOMPSON

TACKLES

Season: 5 - at Maryland, Oct. 30, 2010
Career: 5 - at Maryland, Oct. 30, 2010

C.J. WASHINGTON

TACKLES

Season: 4 - at Stanford, Sept. 18, 2010
Career: 3 - at Stanford, Sept. 18, 2010

NIKITA WHITLOCK

TACKLES

Season: 10 - vs. Georgia Tech, Oct. 2, 2010
Career: 10 - vs. Georgia Tech, Oct. 2, 2010

TACKLES FOR LOSS

Season: 2.5 - 2 times (last at NC State, Nov. 13, 2010)
Career: 2.5 - 2 times (last at NC State, Nov. 13, 2010)

KYLE WILBER

TACKLES

Season: 11 - at Florida State, Sept. 25, 2010
Career: 11 - at Florida State, Sept. 25, 2010

TACKLES FOR LOSS

Season: 5 - vs. Presbyterian, Sept. 2, 2010
Career: 5 - vs. Presbyterian, Sept. 2, 2010

SACKS

Season: 3 - vs. Presbyterian, Sept. 2, 2010
Career: 3 - vs. Presbyterian, Sept. 2, 2010

MATT WOODLIEF

TACKLES

Season: 8 - vs. Georgia Tech, Oct. 2, 2010
Career: 12 - at Navy, Oct. 24, 2009

TACKLES FOR LOSS

Season: 3 - vs. Georgia Tech, Oct. 2, 2010
Career: 3 - vs. Georgia Tech, Oct. 2, 2010





2010 DEMON DEACON FOOTBALL

GAME #12 ❖ WAKE FOREST AT VANDERBILT ❖ NOV. 27, 2010 ❖ VANDERBILT STADIUM



JOSH ADAMS #27
RB

6-0 • 185 • R-Sr. • 3L
Cary, N.C. (Cary)
Communication

CAREER — Currently has 2,170 rushing yards, which ranks 10th in school history ... Became 10th player in school history to rush for 2,000 yards in a career ... His 85 career receptions is the fifth-highest total in school history among running backs ... Third player in school history to rush for 2,000 yards and have 80 catches in a career ... Ranks seventh in school history with 534 career carries ... Looking to become the ninth player in school history to lead the team in rushing in three different seasons.

2010 — Second on the team with 274 rushing yards ... Carried the ball eight times for 43 yards and scored a touchdown in season opener against Presbyterian (9.2) ... Had seven yards on six carries in 54-48 win against Duke (9.11) ... Ran the ball four times for 16 yards in loss at Stanford (9.18) ... Had 35 yards rushing on 10 carries and made one catch for 11 yards at Florida State (9.25) ... Eclipsed 2,000 career rushing yards against Georgia Tech (10.2), carrying the ball 20 times for 101 yards and a touchdown ... Carried the ball five times for 19 yards and also had two catches for 10 yards against Boston College (11.6) ... Had 10 carries for 39 yards and one catch for 17 yards at NC State (11.13).

ADAMS' CAREER RUSHING STATS

YEAR	G-GS	NO	YDS	AVG	TD	LP/OPPONENT
2007	12-9	219	953	4.4	11	83/Florida State
2008	11-7	122	402	3.3	4	23/Clemson & Miami
2009	12-8	113	541	4.8	4	48/Maryland
2010	11-8	80	274	3.4	2	57/Georgia Tech
TOTALS	46-32	534	2,170	4.1	21	83/Florida State

ADAMS' CAREER RECEIVING STATS

YEAR	G-GS	NO	YDS	AVG	TD	LP/OPPONENT
2007	12-9	34	123	3.6	1	15/Florida State
2008	11-7	16	120	7.5	0	30/Vanderbilt
2009	12-8	28	307	11.0	0	25/Maryland
2010	11-8	7	61	8.7	0	17/NC State
TOTALS	46-32	85	611	7.2	1	30/Vanderbilt

ADAMS' GAME-BY-GAME RUSHING STATS

DATE	OPPONENT	ATT	YDS	AVG.	TD	TD Runs
9/1/07	at Boston College			-DNP-		
9/8/07	NEBRASKA	8	31	3.9	0	--
9/15/07	ARMY	9	64	7.1	1	10
9/22/07	MARYLAND	20	91	4.6	1	6
10/6/07	at Duke	16	38	2.4	0	--
10/11/07	FLORIDA STATE	18	140	7.8	1	83
10/20/07	at Navy	27	131	4.9	1	1
10/27/07	NORTH CAROLINA	18	82	4.6	2	6, 14
11/3/07	at Virginia	21	74	3.5	0	--
11/10/07	at Clemson	15	41	2.7	1	2
11/17/07	NC STATE	24	84	3.5	1	4
11/24/07	at Vanderbilt	24	111	4.6	2	14, 12
12/29/07	vs. Connecticut (Meineke)	19	66	3.5	1	38

DATE	OPPONENT	ATT	YDS	AVG.	TD	TD Runs
8/28/08	at Baylor	14	37	2.6	1	4
9/6/08	OLE MISS	12	43	3.6	0	--
9/20/08	at Florida State	18	66	3.7	0	--
9/27/08	NAVY	11	5	0.5	1	1
10/9/08	CLEMSON	12	56	4.7	0	--
10/18/08	at Maryland	13	39	3.0	0	--
10/25/08	at Miami	21	111	5.3	0	--
11/1/08	DUKE			-DNP-		
11/8/08	VIRGINIA			-DNP-		
11/15/08	at NC State	2	10	5.0	0	--
11/22/08	BOSTON COLLEGE	3	1	0.3	0	--
11/29/08	VANDERBILT	9	21	2.3	0	--
12/20/08	vs. Navy (EagleBank)	7	13	1.9	2	4, 5

DATE	OPPONENT	ATT	YDS	AVG.	TD	TD Runs
9/5/09	BAYLOR	5	9	1.8	0	--
9/12/09	STANFORD	8	54	6.8	0	--
9/19/09	ELON	11	25	2.3	1	1
9/26/09	at Boston College	11	47	4.3	0	--
10/3/09	NC STATE	9	36	4.0	0	--
10/10/09	MARYLAND	13	94	7.2	1	48
10/17/09	at Clemson	9	26	2.9	0	--
10/24/09	at Navy	18	89	4.9	0	--

10/31/09	MIAMI	9	48	5.3	0	--
11/7/09	at Georgia Tech	5	12	2.4	0	--
11/14/09	FLORIDA STATE	8	59	7.4	2	3, 20
11/28/09	at Duke	7	42	6.0	0	--

DATE	OPPONENT	ATT	YDS	AVG.	TD	TD Runs
9/2/10	PRESBYTERIAN	8	43	5.4	1	14
9/11/10	DUKE	6	7	1.2	0	--
9/18/10	at Stanford	4	16	4.0	0	--
9/25/10	at Florida State	10	35	3.5	0	--
10/2/10	GEORGIA TECH	20	101	5.1	1	3
10/9/10	NAVY	4	-1	-0.2	0	--
10/16/10	at Virginia Tech	2	2	1.0	0	--
10/30/10	at Maryland	4	5	1.2	0	--
11/6/10	BOSTON COLLEGE	5	19	3.8	0	--
11/13/10	at NC State	10	39	3.9	0	--
11/20/10	CLEMSON	7	8	1.1	0	--
11/27/10	at Vanderbilt					

ADAMS' GAME-BY-GAME RECEIVING STATS

DATE	OPPONENT	REC	YDS	AVG.	TD	TD Rec
9/1/07	at Boston College			-DNP-		
9/8/07	NEBRASKA	2	11	5.5	0	--
9/15/07	ARMY	0	0	0.0	0	--
9/22/07	MARYLAND	4	22	5.5	0	--
10/6/07	at Duke	0	0	0.0	0	--
10/11/07	FLORIDA STATE	6	29	4.8	1	6
10/20/07	at Navy	2	9	4.5	0	--
10/27/07	NORTH CAROLINA	1	14	14.0	0	--
11/3/07	at Virginia	2	13	6.5	0	--
11/10/07	at Clemson	7	5	0.7	0	--
11/17/07	NC STATE	2	8	4.0	0	--
11/24/07	at Vanderbilt	5	10	2.0	0	--
12/29/07	vs. Connecticut (Meineke)	3	2	0.7	0	--

DATE	OPPONENT	REC	YDS	AVG.	TD	TD Rec
8/28/08	at Baylor	3	8	2.7	0	--
9/6/08	OLE MISS	4	13	3.3	0	--
9/20/08	at Florida State	1	15	15.0	0	--
9/27/08	NAVY	2	11	5.5	0	--
10/9/08	CLEMSON	1	8	8.0	0	--
10/18/08	at Maryland	1	19	19.0	0	--
10/25/08	at Miami	1	4	4.0	0	--
11/1/08	DUKE			-DNP-		
11/8/08	VIRGINIA			-DNP-		
11/15/08	at NC State	1	8	8.0	0	--
11/22/08	BOSTON COLLEGE	0	0	0.0	0	--
11/29/08	VANDERBILT	2	34	17.0	0	--
12/20/08	vs. Navy (EagleBank)	0	0	0.0	0	--

DATE	OPPONENT	REC	YDS	AVG.	TD	TD Rec
9/5/09	BAYLOR	0	0	0.0	0	--
9/12/09	STANFORD	1	12	12.0	0	--
9/19/09	ELON	1	28	28.0	0	--
9/26/09	at Boston College	3	36	12.0	0	--
10/3/09	NC STATE	5	57	11.4	0	--
10/10/09	MARYLAND	3	40	13.3	0	--
10/17/09	at Clemson	2	11	5.5	0	--
10/24/09	at Navy	2	17	8.5	0	--
10/31/09	MIAMI	5	71	14.2	0	--
11/7/09	at Georgia Tech	2	8	4.0	0	--
11/14/09	FLORIDA STATE	4	27	6.8	0	--
11/28/09	at Duke	0	0	0.0	0	--

DATE	OPPONENT	REC	YDS	AVG.	TD	TD Rec
9/2/10	PRESBYTERIAN	1	2	2.0	0	--
9/11/10	DUKE	0	0	0.0	0	--
9/18/10	at Stanford	0	0	0.0	0	--
9/25/10	at Florida State	1	11	11.0	0	--
10/2/10	GEORGIA TECH	1	8	8.0	0	--
10/9/10	NAVY	0	0	0.0	0	--
10/16/10	at Virginia Tech	0	0	0.0	0	--
10/30/10	at Maryland	0	0	0.0	0	--
11/6/10	BOSTON COLLEGE	2	10	5.0	0	--
11/13/10	at NC State	1	17	17.0	0	--
11/20/10	CLEMSON	1	13	13.0	0	--
11/27/10	at Vanderbilt					





2010 DEMON DEACON FOOTBALL

GAME #12 ❖ WAKE FOREST AT VANDERBILT ❖ NOV. 27, 2010 ❖ VANDERBILT STADIUM

ADAMS' GAME-BY-GAME TOTAL OFFENSE STATS

DATE	OPPONENT	REC-TDs	PASS-TDs	RUSH-TDs	TOTAL-TDs
9/7/07	at Boston College		-DNP		
9/8/07	NEBRASKA	11-0	0-0	31-0	42-0
9/15/07	ARMY	0-0	0-0	64-1	64-1
9/22/07	MARYLAND	22-0	0-0	91-0	113-0
10/6/07	at Duke	0-0	0-0	38-0	38-0
10/11/07	FLORIDA STATE	29-1	0-0	140-1	169-2
10/20/07	at Navy	9-0	0-0	131-1	140-1
10/27/07	NORTH CAROLINA	14-0	0-0	82-2	96-2
11/3/07	at Virginia	13-0	0-0	74-0	87-0
11/10/07	at Clemson	5-0	0-0	41-1	46-1
11/17/07	NC STATE	8-0	0-0	84-1	92-1
11/24/07	at Vanderbilt	10-0	0-0	111-2	121-2
12/29/07	vs. Connecticut (Meineke)	2-0	0-0	66-1	68-1

DATE	OPPONENT	REC-TDs	PASS-TDs	RUSH-TDs	TOTAL-TDs
8/28/08	at Baylor	8-0	0-0	37-1	45-1
9/6/08	OLE MISS	13-0	0-0	43-0	56-0
9/20/08	at Florida State	15-0	0-0	66-0	81-0
9/27/08	NAVY	11-0	0-0	5-1	16-1
10/9/08	CLEMSON	8-0	0-0	56-0	64-0
10/18/08	at Maryland	19-0	0-0	39-0	58-0
10/25/08	at Miami	4-0	0-0	111-0	115-0
11/1/08	DUKE		-DNP		
11/8/08	VIRGINIA		-DNP		
11/15/08	at NC State	8-0	0-0	10-0	18-0
11/22/08	BOSTON COLLEGE	0-0	0-0	1-0	1-0
11/29/08	VANDERBILT	34-0	0-0	21-0	55-0
12/20/08	vs. Navy (EagleBank)	0-0	0-0	13-2	13-2

DATE	OPPONENT	REC-TDs	PASS-TDs	RUSH-TDs	TOTAL-TDs
9/5/09	BAYLOR	0-0	0-0	9-0	9-0
9/12/09	STANFORD	12-0	0-0	54-0	66-0
9/19/09	ELON	28-0	0-0	25-1	53-1
9/26/09	at Boston College	36-0	0-0	47-0	83-0
10/3/09	NC STATE	57-0	0-0	36-0	93-0
10/10/09	MARYLAND	40-0	0-0	94-1	134-1
10/17/09	at Clemson	11-0	0-0	26-0	37-0
10/24/09	at Navy	17-0	0-0	89-0	106-0
10/31/09	MIAMI	71-0	0-0	48-0	119-0
11/7/09	at Georgia Tech	8-0	0-0	12-0	20-0
11/14/09	FLORIDA STATE	27-0	0-0	59-2	86-2
11/28/09	at Duke	0-0	0-0	42-0	42-0

DATE	OPPONENT	REC-TDs	PASS-TDs	RUSH-TDs	TOTAL-TDs
9/2/10	PRESBYTERIAN	2-0	0-0	43-1	45-1
9/11/10	DUKE	0-0	0-0	7-0	7-0
9/18/10	at Stanford	0-0	0-0	16-0	16-0
9/25/10	at Florida State	11-0	0-0	35-0	46-0
10/2/10	GEORGIA TECH	8-0	0-0	101-1	109-1
10/9/10	NAVY	0-0	0-0	(-1)-0	(-1)-0
10/16/10	at Virginia Tech	0-0	0-0	2-0	2-0
10/30/10	at Maryland	0-0	0-0	5-0	5-0
11/6/10	BOSTON COLLEGE	10-0	0-0	19-0	29-0
11/13/10	at NC State	17-0	0-0	39-0	56-0
11/20/10	CLEMSON	13-0	0-0	8-0	21-0
11/27/10	at Vanderbilt				



SCOTT BETROS #32 LB

6-1 • 240 • R-So. • 1L
Jacksonville, Fla. (Bolles School)
Economics

2010 — Recorded two tackles, including a tackle for loss, in season opener against Presbyterian (9.2) ... Had a tackle in conference lid-lifter against Duke (9.11) ... Made one stop against Stanford (9.18) ... Played in loss at Florida State (9.25), but did not record a tackle ... Tied a career high with seven tackles and had a tackle for loss at Virginia Tech (10.16) ... Made first career start at Maryland (10.30), making two tackles, with half a tackle for loss ... Had five tackles vs. Boston College (11.6) ... Recorded five tackles against NC State (11.13) and Clemson (11.20).

BETROS' CAREER DEFENSIVE STATS

YEAR	G-GS	TT	UT	AT	TFL-YDS	QBS-YDS	FF/FR	PD	I/YDS
2009	12-0	15	12	3	0.5-1	0-0	0/1	0	0/0
2010	9-1	28	12	16	2.5-2	0-0	0/0	0	0/0
TOTALS	21-1	43	24	19	3.0-3	0-0	0/1	0	0/0

BETROS' GAME-BY-GAME DEFENSIVE STATS

DATE	OPPONENT	TT	UT	AT	TFL-YDS	QBS-YDS
9/5/09	BAYLOR	0	0	0	0-0	0-0
9/12/09	STANFORD	0	0	0	0-0	0-0
9/19/09	ELON	7	4	3	0.5-1	0-0
9/26/09	at Boston College	1	1	0	0-0	0-0
10/3/09	NC STATE	2	2	0	0-0	0-0
10/10/09	MARYLAND	0	0	0	0-0	0-0
10/17/09	at Clemson	1	1	0	0-0	0-0
10/24/09	at Navy	0	0	0	0-0	0-0
10/31/09	MIAMI	1	1	0	0-0	0-0
11/7/09	at Georgia Tech	0	0	0	0-0	0-0
11/14/09	FLORIDA STATE	1	1	0	0-0	0-0
11/28/09	at Duke	2	2	0	0-0	0-0

DATE	OPPONENT	TT	UT	AT	TFL-YDS	QBS-YDS
9/2/10	PRESBYTERIAN	2	1	1	1.0-1	0-0
9/11/10	DUKE	1	1	0	0-0	0-0
9/18/10	at Stanford	1	1	0	0-0	0-0
9/25/10	at Florida State	0	0	0	0-0	0-0
10/2/10	GEORGIA TECH			-DNP-		
10/9/10	NAVY			-DNP-		
10/16/10	at Virginia Tech	7	3	4	1.0-1	0-0
10/30/10	at Maryland	2	1	1	0.5-0	0-0
11/6/10	BOSTON COLLEGE	5	2	3	0-0	0-0
11/13/10	at NC State	5	1	4	0-0	0-0
11/20/10	CLEMSON	5	2	3	0-0	0-0
11/27/10	at Vanderbilt					



TOMMY BOHANON #42 FB

6-2 • 245 • So. • 1L
North Fort Myers, Fla. (North Fort Myers)
Undeclared

2010 — Averaged nearly eight yards a carry in season opener against Presbyterian (9.2), rushing for 47 yards on six carries ... Carried the ball two times for four yards in win against Duke (9.11) ... Had three rushes for nine yards at Stanford (9.18) ... Ran the ball one time for five yards and also had a nine-yard reception against Florida State (9.25) ... Made three catches for 27 and rushed the ball once for four yards in loss to Navy (10.9) ... Caught one pass for eight yards at Virginia Tech (10.16) ... Played, but did not record any statistics, at Maryland ... Tied a career high with three receptions for 22 yards against Boston College (11.6) ... Rushed the ball twice for six yards and had one catch for nine yards at NC State (11.13).

BOHANON'S CAREER RUSHING STATS

YEAR	G-GS	NO	YDS	AVG	TD	LP/OPPONENT
2009	12-1	16	51	3.2	0	8/Elon
2010	11-4	17	77	4.5	0	22/Presbyterian
TOTALS	23-5	33	128	3.9	0	22/Presbyterian

BOHANON'S CAREER RECEIVING STATS

YEAR	G-GS	NO	YDS	AVG	TD	LP/OPPONENT
2009	12-1	8	66	8.2	1	19/Navy
2010	11-4	10	74	7.4	0	11/Navy
TOTALS	23-5	18	140	7.8	1	19/Navy

BOHANON'S GAME-BY-GAME RUSHING STATS

DATE	OPPONENT	ATT	YDS	AVG.	TD	TD Runs
9/5/09	BAYLOR	2	4	2.0	0	--
9/12/09	STANFORD	3	8	2.7	0	--
9/19/09	ELON	4	13	3.2	0	--
9/26/09	at Boston College	0	0	0.0	0	--
10/3/09	NC STATE	0	0	0.0	0	--
10/10/09	MARYLAND	1	3	3.0	0	--
10/17/09	at Clemson	2	11	5.5	0	--
10/24/09	at Navy	0	0	0.0	0	--
10/31/09	MIAMI	2	4	2.0	0	--
11/7/09	at Georgia Tech	0	0	0.0	0	--
11/14/09	FLORIDA STATE	0	0	0.0	0	--
11/28/09	at Duke	2	8	4.0	0	--





2010 DEMON DEACON FOOTBALL

GAME #12 ❖ WAKE FOREST AT VANDERBILT ❖ NOV. 27, 2010 ❖ VANDERBILT STADIUM

DATE	OPPONENT	ATT	YDS	AVG.	TD	TD Runs
9/2/10	PRESBYTERIAN	6	47	7.8	0	--
9/11/10	DUKE	2	4	2.0	0	--
9/18/10	at Stanford	3	9	3.0	0	--
9/25/10	at Florida State	1	5	5.0	0	--
10/2/10	GEORGIA TECH	0	0	0.0	0	--
10/9/10	NAVY	1	4	4.0	0	--
10/16/10	at Virginia Tech	0	0	0.0	0	--
10/30/10	at Maryland	0	0	0.0	0	--
11/6/10	BOSTON COLLEGE	1	1	1.0	0	--
11/13/10	at NC State	2	6	3.0	0	--
11/20/10	CLEMSON	1	1	1.0	0	--
11/27/10	at Vanderbilt					

BOHANON'S GAME-BY-GAME RECEIVING STATS

DATE	OPPONENT	REC	YDS	AVG.	TD	TD Rec
9/5/09	BAYLOR	1	1	1.0	0	--
9/12/09	STANFORD	1	-1	-1.0	0	--
9/19/09	ELON	1	14	14.0	0	--
9/26/09	at Boston College	0	0	0.0	0	--
10/3/09	NC STATE	0	0	0.0	0	--
10/10/09	MARYLAND	0	0	0.0	0	--
10/17/09	at Clemson	1	7	7.0	0	--
10/24/09	at Navy	1	19	19.0	0	--
10/31/09	MIAMI	1	3	3.0	1	3
11/7/09	at Georgia Tech	0	0	0.0	0	--
11/14/09	FLORIDA STATE	1	15	15.0	0	--
11/28/09	at Duke	1	8	8.0	0	--

DATE	OPPONENT	REC	YDS	AVG.	TD	TD Rec
9/2/10	PRESBYTERIAN	0	0	0.0	0	--
9/11/10	DUKE	0	0	0.0	0	--
9/18/10	at Stanford	0	0	0.0	0	--
9/25/10	at Florida State	1	9	9.0	0	--
10/2/10	GEORGIA TECH	1	-1	-1.0	0	--
10/9/10	NAVY	3	27	9.0	0	--
10/16/10	at Virginia Tech	1	8	8.0	0	--
10/30/10	at Maryland	0	0	0.0	0	--
11/6/10	BOSTON COLLEGE	3	22	7.3	0	--
11/13/10	at NC State	1	9	9.0	0	--
11/20/10	CLEMSON	0	0	0.0	0	--
11/27/10	at Vanderbilt					

BOHANON'S GAME-BY-GAME TOTAL OFFENSE STATS

DATE	OPPONENT	REC-TDs	PASS-TDs	RUSH-TDs	TOTAL-TDs
9/5/09	BAYLOR	1-0	0-0	4-0	5-0
9/12/09	STANFORD	(-1)-0	0-0	8-0	7-0
9/19/09	ELON	14-0	0-0	13-0	27-0
9/26/09	at Boston College	0-0	0-0	0-0	0-0
10/3/09	NC STATE	0-0	0-0	0-0	0-0
10/10/09	MARYLAND	0-0	0-0	3-0	3-0
10/17/09	at Clemson	7-0	0-0	11-0	18-0
10/24/09	at Navy	19-0	0-0	0-0	19-0
10/31/09	MIAMI	3-1	0-0	4-0	7-1
11/7/09	at Georgia Tech	0-0	0-0	0-0	0-0
11/14/09	FLORIDA STATE	15-0	0-0	0-0	15-0
11/28/09	at Duke	8-0	0-0	8-0	16-0

DATE	OPPONENT	REC-TDs	PASS-TDs	RUSH-TDs	TOTAL-TDs
9/2/10	PRESBYTERIAN	0-0	0-0	47-0	47-0
9/11/10	DUKE	0-0	0-0	4-0	4-0
9/18/10	at Stanford	0-0	0-0	9-0	9-0
9/25/10	at Florida State	9-0	0-0	5-0	14-0
10/2/10	GEORGIA TECH	(-1)-0	0-0	0-0	(-1)-0
10/9/10	NAVY	27-0	0-0	4-0	31-0
10/16/10	at Virginia Tech	8-0	0-0	0-0	8-0
10/30/10	at Maryland	0-0	0-0	0-0	0-0
11/6/10	BOSTON COLLEGE	22-0	0-0	1-0	23-0
11/13/10	at NC State	9-0	0-0	6-0	15-0
11/20/10	CLEMSON	0-0	0-0	1-0	1-0
11/27/10	at Vanderbilt				



RAMON #99
BOOI NG

6-6 • 300 • R-So. • 1L
Jacksonville, Fla. (Nease)
Communication

2010 — Started at nose guard in season opener against Presbyterian (9.2) ... Sat out Duke (9.11) game due to an injury ... Returned from injury to see time in losses at Stanford (9.18) and Florida State (9.25) ... Made first tackle of the season against Virginia Tech (10.16) ... Also had a tackle in loss at Maryland (10.30) ... Played, but did not record a tackle against NC State (11.13) and Clemson (11.20).

BOOI'S CAREER DEFENSIVE STATS

YEAR	G-GS	TT	UT	AT	TFL-YDS	QBS-YDS	FF/FR	PD	I/YDS
2009	11-0	7	3	4	1.0-1	0-0	0/1	0	0/0
2010	7-1	2	0	2	0.0-0	0-0	0/0	0	0/0
TOTALS	18-1	9	3	6	1.0-1	0-0	0/1	0	0/0

BOOI'S GAME-BY-GAME DEFENSIVE STATS

DATE	OPPONENT	TT	UT	AT	TFL-YDS	QBS-YDS
9/5/09	BAYLOR	0	0	0	0-0	0-0
9/12/09	STANFORD	0	0	0	0-0	0-0
9/19/09	ELON	3	2	1	1.0-1	0-0
9/26/09	at Boston College	0	0	0	0-0	0-0
10/3/09	NC STATE	0	0	0	0-0	0-0
10/10/09	MARYLAND	2	1	1	0-0	0-0
10/17/09	at Clemson	1	0	1	0-0	0-0
10/24/09	at Navy				-DNP-	
10/31/09	MIAMI	0	0	0	0-0	0-0
11/7/09	at Georgia Tech	1	0	1	0-0	0-0
11/14/09	FLORIDA STATE	0	0	0	0-0	0-0
11/28/09	at Duke	0	0	0	0-0	0-0

DATE	OPPONENT	TT	UT	AT	TFL-YDS	QBS-YDS
9/2/10	PRESBYTERIAN	0	0	0	0-0	0-0
9/11/10	DUKE				-DNP-	
9/18/10	at Stanford	0	0	0	0-0	0-0
9/25/10	at Florida State	0	0	0	0-0	0-0
10/2/10	GEORGIA TECH				-DNP-	
10/9/10	NAVY				-DNP-	
10/16/10	at Virginia Tech	1	0	1	0-0	0-0
10/30/10	at Maryland	1	0	1	0-0	0-0
11/6/10	BOSTON COLLEGE				-DNP-	
11/13/10	at NC State	0	0	0	0-0	0-0
11/20/10	CLEMSON	0	0	0	0-0	0-0
11/27/10	at Vanderbilt					



DEVON #3
BROWN WR

5-9 • 185 • R-Jr. • 2L
Ashburn, Va. (Stone Bridge)
Communication

CAREER — Became the 30th player in school history to reach 1,000 career receiving yards against Boston College (11.6) ... Also recorded his 100th career reception against the Eagles, becoming the 23rd player in school history to accomplish that feat ... Ranks 20th in school history with 106 career receptions.

2010 — Second on the team with 265 receiving yards and third with 705 all-purpose yards ... Led Wake Forest with 91 rushing yards, including a 85-yard touchdown run, against Presbyterian (9.2) ... Also had a 59-yard kickoff return and nine yards receiving against the Blue Hose ... Rushed for 29 yards and had four catches for 30 yards against Duke (9.11) ... Made one grab for 10 yards at Stanford (9.18) ... Caught three passes for 11 yards at Florida State (9.25) ... Had a team-high 54 yards receiving on four catches against Georgia Tech (10.2) ... Caught a season-high 10 passes for 59 yards and a touchdown in loss to Navy (10.9) ... Missed most of the Maryland (10.30) game after being injured on the game's opening kickoff ... Had a team-high six receptions for 76 yards against Boston College (11.6) ... Hauled in two catches for nine yards against NC State (11.13).





2010 DEMON DEACON FOOTBALL

GAME #12 ❖ WAKE FOREST AT VANDERBILT ❖ NOV. 27, 2010 ❖ VANDERBILT STADIUM

BROWN'S CAREER RUSHING STATS

YEAR	G-GS	NO	YDS	AVG	TD	LP/OPPONENT
2008	13-0	5	7	1.4	0	10/Maryland
2009	12-12	36	150	4.2	1	23/Florida State
2010	11-7	16	126	7.9	2	85/Presbyterian
TOTALS	36-19	57	283	5.0	3	85/Presbyterian

BROWN'S CAREER RECEIVING STATS

YEAR	G-GS	NO	YDS	AVG	TD	LP/OPPONENT
2008	13-0	10	134	13.4	1	58/Virginia
2009	12-12	61	671	11.0	6	58/Boston College
2010	11-7	35	265	7.6	1	26/Georgia Tech
TOTALS	36-19	106	1070	10.1	8	58/Virginia & Boston College

BROWN'S CAREER KOR STATS

YEAR	G-GS	NO	YDS	AVG	TD	LP/OPPONENT
2008	13-0	16	350	21.9	0	55/Navy
2009	12-12	7	162	23.1	0	66/Duke
2010	11-7	11	232	21.1	0	59/Presbyterian
TOTALS	36-19	34	744	21.9	0	66/Duke

BROWN'S CAREER PR STATS

YEAR	G-GS	NO	YDS	AVG	TD	LP/OPPONENT
2008	13-0	0	0	0.0	0	0
2009	12-12	11	58	5.1	0	23/NC State
2010	11-7	7	82	11.7	0	43/Duke
TOTALS	36-19	18	138	7.7	0	43/Duke

BROWN'S GAME-BY-GAME RUSHING STATS

DATE	OPPONENT	ATT	YDS	AVG.	TD	TD Runs
8/28/08	at Baylor	1	0	0.0	0	--
9/6/08	OLE MISS	0	0	0.0	0	--
9/20/08	at Florida State	0	0	0.0	0	--
9/27/08	NAVY	0	0	0.0	0	--
10/9/08	CLEMSON	1	-5	-5.0	0	--
10/18/08	at Maryland	2	11	5.5	0	--
10/25/08	at Miami	0	0	0.0	0	--
11/1/08	DUKE	0	0	0.0	0	--
11/8/08	VIRGINIA	0	0	0.0	0	--
11/15/08	at NC State	1	1	1.0	0	--
11/22/08	BOSTON COLLEGE	0	0	0.0	0	--
11/29/08	VANDERBILT	0	0	0.0	0	--
12/20/08	vs. Navy (EagleBank)	0	0	0.0	0	--

DATE	OPPONENT	ATT	YDS	AVG.	TD	TD Runs
9/5/09	BAYLOR	8	46	5.7	0	--
9/12/09	STANFORD	8	47	5.9	0	--
9/19/09	ELON	3	10	3.3	0	--
9/26/09	at Boston College	5	-13	-2.6	0	--
10/3/09	NC STATE	1	-1	-1.0	0	--
10/10/09	MARYLAND	3	12	4.0	1	4
10/17/09	at Clemson	1	0	0.0	0	--
10/24/09	at Navy	0	0	0.0	0	--
10/31/09	MIAMI	1	3	3.0	0	--
11/7/09	at Georgia Tech	1	2	2.0	0	--
11/14/09	FLORIDA STATE	2	35	17.5	0	--
11/28/09	at Duke	3	9	3.0	0	--

DATE	OPPONENT	ATT	YDS	AVG.	TD	TD Runs
9/2/10	PRESBYTERIAN	2	91	45.5	1	85
9/11/10	DUKE	6	29	4.8	1	6
9/18/10	at Stanford	3	1	0.3	0	--
9/25/10	at Florida State	2	0	0.0	0	--
10/2/10	GEORGIA TECH	2	5	2.5	0	--
10/9/10	NAVY	0	0	0.0	0	--
10/16/10	at Virginia Tech	0	0	0.0	0	--
10/30/10	at Maryland	0	0	0.0	0	--
11/6/10	BOSTON COLLEGE	1	0	0.0	0	--
11/13/10	at NC State	0	0	0.0	0	--
11/20/10	CLEMSON	0	0	0.0	0	--
11/27/10	at Vanderbilt					

BROWN'S GAME-BY-GAME RECEIVING STATS

DATE	OPPONENT	REC	YDS	AVG.	TD	TD Rec
8/28/08	at Baylor	2	13	6.5	0	--
9/6/08	OLE MISS	0	0	0.0	0	--
9/20/08	at Florida State	1	20	20.0	0	--
9/27/08	NAVY	3	28	9.3	0	--
10/9/08	CLEMSON	0	0	0.0	0	--
10/18/08	at Maryland	1	-1	-1.0	0	--
10/25/08	at Miami	0	0	0.0	0	--
11/1/08	DUKE	2	16	8.0	0	--
11/8/08	VIRGINIA	1	58	58.0	1	58
11/15/08	at NC State	0	0	0.0	0	--
11/22/08	BOSTON COLLEGE	0	0	0.0	0	--
11/29/08	VANDERBILT	0	0	0.0	0	--
12/20/08	vs. Navy (EagleBank)	0	0	0.0	0	--

DATE	OPPONENT	REC	YDS	AVG.	TD	TD Rec
9/5/09	BAYLOR	3	32	10.7	1	19
9/12/09	STANFORD	4	58	14.5	0	--
9/19/09	ELON	2	14	7.0	0	--
9/26/09	at Boston College	5	101	20.2	0	--
10/3/09	NC STATE	6	70	11.7	0	--
10/10/09	MARYLAND	2	59	29.5	0	--
10/17/09	at Clemson	3	22	7.3	0	--
10/24/09	at Navy	3	47	15.7	1	15
10/31/09	MIAMI	12	101	8.4	0	--
11/7/09	at Georgia Tech	7	62	8.8	2	20, 11
11/14/09	FLORIDA STATE	6	23	3.8	0	--
11/28/09	at Duke	8	82	10.2	2	28, 8

DATE	OPPONENT	REC	YDS	AVG.	TD	TD Rec
9/2/10	PRESBYTERIAN	1	9	9.0	0	--
9/11/10	DUKE	4	30	7.5	0	--
9/18/10	at Stanford	1	10	10.0	0	--
9/25/10	at Florida State	3	11	3.7	0	--
10/2/10	GEORGIA TECH	4	54	13.5	0	--
10/9/10	NAVY	10	59	5.9	1	12
10/16/10	at Virginia Tech	1	0	0.0	0	--
10/30/10	at Maryland	0	0	0.0	0	--
11/6/10	BOSTON COLLEGE	6	76	12.7	0	--
11/13/10	at NC State	2	9	4.5	0	--
11/20/10	CLEMSON	3	7	2.3	0	--
11/27/10	at Vanderbilt					

BROWN'S GAME-BY-GAME TOTAL OFFENSE STATS

DATE	OPPONENT	REC-TDs	PASS-TDs	RUSH-TDs	KOR/PR-TDs	TOTAL-TDs
8/28/08	at Baylor	13-0	0-0	0-0	7-0	20-0
9/6/08	OLE MISS	0-0	0-0	0-0	0-0	0-0
9/20/08	at Florida State	20-0	0-0	0-0	10-0	30-0
9/27/08	NAVY	28-0	0-0	0-0	55-0	83-0
10/9/08	CLEMSON	0-0	0-0	(-5)-0	57-0	52-0
10/18/08	at Maryland	(-1)-0	0-0	11-0	0-0	10-0
10/25/08	at Miami	0-0	0-0	0-0	0-0	0-0
11/1/08	DUKE	16-0	0-0	0-0	16-0	32-0
11/8/08	VIRGINIA	58-1	0-0	0-0	0-0	58-1
11/15/08	at NC State	0-0	0-0	1-0	69-0	70-0
11/22/08	BOSTON COLLEGE	0-0	0-0	0-0	63-0	63-0
11/29/08	VANDERBILT	0-0	0-0	0-0	30-0	30-0
12/20/08	vs. Navy (EagleBank)	0-0	0-0	0-0	43-0	43-0

DATE	OPPONENT	REC-TDs	PASS-TDs	RUSH-TDs	KOR/PR-TDs	TOTAL-TDs
9/5/09	BAYLOR	32-1	0-0	46-0	7-0	85-1
9/12/09	STANFORD	58-0	0-0	47-0	17-0	122-0
9/19/09	ELON	14-0	0-0	10-0	0-0	24-0
9/26/09	at Boston College	101-0	0-0	(-13)-0	0-0	88-0
10/3/09	NC STATE	70-0	0-0	(-1)-0	40-0	109-0
10/10/09	MARYLAND	59-0	0-0	12-1	14-0	85-1
10/17/09	at Clemson	22-0	0-0	0-0	24-0	46-0
10/24/09	at Navy	47-1	0-0	0-0	13-0	60-0
10/31/09	MIAMI	101-0	0-0	3-0	(-12)-0	92-0
11/7/09	at Georgia Tech	62-2	0-0	2-0	0-0	64-2
11/14/09	FLORIDA STATE	23-0	0-0	35-0	46-0	104-0
11/28/09	at Duke	82-2	0-0	9-0	69-0	160-0





2010 DEMON DEACON FOOTBALL

GAME #12 ❖ WAKE FOREST AT VANDERBILT ❖ NOV. 27, 2010 ❖ VANDERBILT STADIUM

DATE	OPPONENT	REC-TDs	PASS-TDs	RUSH-TDs	KOR/PR-TDs	TOTAL-TDs
9/2/10	PRESBYTERIAN	9-0	0-0	91-1	59-0	159-0
9/11/10	DUKE	30-0	0-0	29-1	62-0	121-0
9/18/10	at Stanford	10-0	0-0	1-0	100-0	111-0
9/25/10	at Florida State	11-0	0-0	0-0	27-0	38-0
10/2/10	GEORGIA TECH	54-0	0-0	5-0	35-0	94-0
10/9/10	NAVY	59-1	0-0	0-0	16-0	75-1
10/16/10	at Virginia Tech	0-0	0-0	0-0	0-0	0-0
10/30/10	at Maryland	0-0	0-0	0-0	0-0	0-0
11/6/10	BOSTON COLLEGE	76-0	0-0	0-0	0-0	76-0
11/13/10	at NC State	9-0	0-0	0-0	15-0	24-0
11/20/10	CLEMSON	7-0	0-0	0-0	0-0	7-0
11/27/10	at Vanderbilt					



JOSH BUSH #4 DB

5-11 • 200 • R-Jr. • 2L
Lexington, N.C. (West Davidson)
Communication

2010 — Started at cornerback in season opener against Presbyterian (9.2) ... Had six tackles, including two for loss, in victory against Duke (9.11) ... Missed the Stanford (9.18) game due to an injury ... Returned to start at Florida State (9.25), recording four solo tackles ... Made five tackles and has a pass breakup against Georgia Tech (10.2) ... Had three tackles vs. Navy (10.9) ... Recorded one tackle against Virginia Tech (10.16) ... Made four stops, including three solo tackles, against Maryland (10.30) ... Had a career-high seven tackles vs. Boston College (11.6) ... Broke up a pass against NC State (11.13).

BUSH'S CAREER DEFENSIVE STATS

YEAR	G-GS	TT	UT	AT	TFL-YDS	QBS-YDS	FF/FR	PD	I/YDS
2008	12-2	17	14	3	1.0-3	0-0	0/1	4	0/0
2009	10-6	25	19	6	1.0-2	0-0	0/0	4	1/61
2010	10-8	31	23	8	2.0-3	0-0	0/0	3	0/0
TOTALS	32-16	73	56	17	4.0-8	0-0	0/1	11	1/61

BUSH'S GAME-BY-GAME DEFENSIVE STATS

DATE	OPPONENT	TT	UT	AT	PD	INT-YDS
8/28/08	at Baylor	2	2	0	0	0-0
9/6/08	OLE MISS	0	0	0	0	0-0
9/20/08	at Florida State	0	0	0	1	0-0
9/27/08	NAVY	0	0	0	0	0-0
10/9/08	CLEMSON	1	0	1	0	0-0
10/18/08	at Maryland	3	2	1	1	0-0
10/25/08	at Miami	4	4	0	1	0-0
11/1/08	DUKE	4	3	1	0	0-0
11/8/08	VIRGINIA	1	1	0	1	0-0
11/15/08	at NC State	0	0	0	0	0-0
11/22/08	BOSTON COLLEGE	0	0	0	0	0-0
11/29/08	VANDERBILT	2	2	0	0	0-0
12/20/08	vs. Navy (EagleBank)					-DNP-

DATE	OPPONENT	TT	UT	AT	PD	INT-YDS
9/5/09	BAYLOR	0	0	0	0	0-0
9/12/09	STANFORD	1	1	0	0	0-0
9/19/09	ELON	4	1	3	1	0-0
9/26/09	at Boston College	0	0	0	0	0-0
10/3/09	NC STATE	2	1	1	0	1-61
10/10/09	MARYLAND	3	3	0	2	0-0
10/17/09	at Clemson	5	5	0	0	0-0
10/24/09	at Navy	3	3	0	0	0-0
10/31/09	MIAMI	2	2	0	0	0-0
11/7/09	at Georgia Tech	5	3	2	0	0-0
11/14/09	FLORIDA STATE					-DNP-
11/28/09	at Duke					-DNP-

DATE	OPPONENT	TT	UT	AT	PD	INT-YDS
9/2/10	PRESBYTERIAN	0	0	0	0	0-0
9/11/10	DUKE	6	6	0	0	0-0
9/18/10	at Stanford					-DNP-
9/25/10	at Florida State	4	4	0	1	0-0
10/2/10	GEORGIA TECH	5	3	2	1	0-0
10/9/10	NAVY	3	2	1	0	0-0
10/16/10	at Virginia Tech	1	1	0	0	0-0
10/30/10	at Maryland	4	3	1	0	0-0
11/6/10	BOSTON COLLEGE	7	4	3	0	0-0
11/13/10	at NC State	0	0	0	1	0-0
11/20/10	CLEMSON	1	0	1	0	0-0
11/27/10	at Vanderbilt					



MICHAEL CAMPANARO #28 WR

5-10 • 185 • R-Fr. • RS
Clarksville, Md. (River Hill)
Undeclared

2010 — Ranks fourth in the ACC in kick return average (24.4/return) ... Second on the team with 884 all-purpose yards ... Made collegiate debut against Presbyterian (9.2), catching a pass for five yards and gaining four yards on the ground on two carries ... Had one catch for two yards against Duke (9.11) and a 43 yard kickoff return ... Rushed for 41 yards and scored first collegiate touchdown at Stanford (9.18) ... Had 40 yards on two kick returns in loss at Florida State (9.25) ... Recorded 45 yards on three kick returns against Georgia Tech (10.2) ... Caught a season-high four passes for 44 yards and had 165 yards on five kickoff returns, including a long return of 53 yards, vs. Navy (10.9) ... Carried the ball once for 12 yards against Virginia Tech (10.16) ... Made first start of collegiate career at Maryland (10.30), hauling in three catches for 38 yards ... Shifted to the backfield against NC State (11.13), and had an impressive performance, carrying the ball 19 times for 67 yards and also catching one pass for 18 yards.

CAMPANARO'S CAREER RUSHING STATS

YEAR	G-GS	NO	YDS	AVG	TD	LP/OPPONENT
2010	11-1	29	123	4.2	1	22/Stanford
TOTALS	11-1	29	123	4.2	1	22/Stanford

CAMPANARO'S CAREER RECEIVING STATS

YEAR	G-GS	NO	YDS	AVG	TD	LP/OPPONENT
2010	11-1	10	107	10.7	0	22/Navy
TOTALS	11-1	10	107	10.7	0	22/Navy

CAMPANARO'S CAREER KOR STATS

YEAR	G-GS	NO	YDS	AVG	TD	LP/OPPONENT
2010	11-1	27	654	24.2	0	53/Navy
TOTALS	11-1	27	654	24.2	0	53/Navy

CAMPANARO'S GAME-BY-GAME RUSHING STATS

DATE	OPPONENT	ATT	YDS	AVG.	TD	TD Runs
9/2/10	PRESBYTERIAN	2	2	1.0	0	--
9/11/10	DUKE	0	0	0.0	0	--
9/18/10	at Stanford	4	41	10.2	1	22
9/25/10	at Florida State	1	-4	-4.0	0	--
10/2/10	GEORGIA TECH	0	0	0.0	0	--
10/9/10	NAVY	0	0	0.0	0	--
10/16/10	at Virginia Tech	1	12	12.0	0	--
10/30/10	at Maryland	0	0	0.0	0	--
11/6/10	BOSTON COLLEGE	0	0	0.0	0	--
11/13/10	at NC State	19	67	3.5	0	--
11/20/10	CLEMSON	2	5	2.5	0	--
11/27/10	at Vanderbilt					

CAMPANARO'S GAME-BY-GAME RECEIVING STATS

DATE	OPPONENT	ATT	YDS	AVG.	TD	TD Rec
9/2/10	PRESBYTERIAN	1	5	5.0	0	--
9/11/10	DUKE	1	2	2.0	0	--
9/18/10	at Stanford	0	0	0.0	0	--
9/25/10	at Florida State	0	0	0.0	0	--
10/2/10	GEORGIA TECH	0	0	0.0	0	--
10/9/10	NAVY	4	44	11.0	0	--
10/16/10	at Virginia Tech	0	0	0.0	0	--
10/30/10	at Maryland	3	38	12.7	0	--
11/6/10	BOSTON COLLEGE	0	0	0.0	0	--
11/13/10	at NC State	1	18	18.0	0	--
11/20/10	CLEMSON	0	0	0.0	0	--
11/27/10	at Vanderbilt					





2010 DEMON DEACON FOOTBALL

GAME #12 ❖ WAKE FOREST AT VANDERBILT ❖ NOV. 27, 2010 ❖ VANDERBILT STADIUM

CAMPANARO'S GAME-BY-GAME TOTAL OFFENSE STATS

DATE	OPPONENT	REC-TDs	PASS-TDs	RUSH-TDs	KOR/PR-TDs	TOTAL-TDs
9/2/10	PRESBYTERIAN	5-0	0-0	2-0	39-0	46-0
9/11/10	DUKE	2-0	0-0	0-0	43-0	45-0
9/18/10	at Stanford	0-0	0-0	41-1	79-0	120-1
9/25/10	at Florida State	0-0	0-0	(-4)-0	40-0	36-0
10/2/10	GEORGIA TECH	0-0	0-0	0-0	45-0	45-0
10/9/10	NAVY	44-0	0-0	0-0	165-0	209-0
10/16/10	at Virginia Tech	0-0	0-0	12-0	17-0	29-0
10/30/10	at Maryland	38-0	0-0	0-0	54-0	92-0
11/6/10	BOSTON COLLEGE	0-0	0-0	0-0	19-0	19-0
11/13/10	at NC State	18-0	0-0	67-0	81-0	166-0
11/20/10	CLEMSON	0-0	0-0	5-0	72-0	77-0
11/27/10	at Vanderbilt					

CROSS' GAME-BY-GAME TOTAL OFFENSE STATS

DATE	OPPONENT	REC-TDs	PASS-TDs	RUSH-TDs	TOTAL-TDs
9/2/10	PRESBYTERIAN	0-0	3-0	15-0	18-0
9/11/10	DUKE		-DNP-		
9/18/10	at Stanford	0-0	0-0	9-0	9-0
9/25/10	at Florida State	0-0	0-0	0-0	0-0
10/2/10	GEORGIA TECH	0-0	2-0	7-0	9-0
10/9/10	NAVY		-DNP-		
10/16/10	at Virginia Tech		-DNP-		
10/30/10	at Maryland		-DNP-		
11/6/10	BOSTON COLLEGE		-DNP-		
11/13/10	at NC State		-DNP-		
11/20/10	CLEMSON		-DNP-		
11/27/10	at Vanderbilt				



BRENDAN #15
CROSS QB

6-2 • 200 • R-Fr. • RS
Alpharetta, Ga. (Chattahoochee)
Undeclared

2010 — Made collegiate debut in season opener against Presbyterian (9.2), rushing three times for 15 yards and going 1-for-3 for three yards passing ... Carried the ball five times for nine yards at Stanford (9.18) ... Entered for the injured Ted Stachitas against Georgia Tech (10.2) and ran the ball once for seven yards, while throwing for two yards on 1-of-2 passing ... Left the game against the Yellow Jackets with an injury.

CROSS' CAREER PASSING STATS

YEAR	G-GS	CMP	ATT	PCT	YDS	INT	TD	LP/OPPONENT
2010	4-0	2	7	28.6	5	0	0	3/Presbyterian
TOTALS	4-0	2	7	28.6	5	0	0	3/Presbyterian

CROSS' CAREER RUSHING STATS

YEAR	G-GS	NO	YDS	AVG	TD	LP/OPPONENT
2010	4-0	9	31	3.4	0	11/Presbyterian
TOTALS	4-0	9	31	3.4	0	11/Presbyterian

CROSS' GAME-BY-GAME PASSING STATS

DATE	OPPONENT	CMP	ATT	YDS	INT	TD	TD Pass
9/2/10	PRESBYTERIAN	1	3	3	0	0	--
9/11/10	DUKE			-DNP-			
9/18/10	at Stanford	0	2	0	0	0	--
9/25/10	at Florida State	0	0	0	0	0	--
10/2/10	GEORGIA TECH	1	2	2	0	0	--
10/9/10	NAVY			-DNP-			
10/16/10	at Virginia Tech			-DNP-			
10/30/10	at Maryland			-DNP-			
11/6/10	BOSTON COLLEGE			-DNP-			
11/13/10	at NC State			-DNP-			
11/20/10	CLEMSON			-DNP-			
11/27/10	at Vanderbilt						

CROSS' GAME-BY-GAME RUSHING STATS

DATE	OPPONENT	ATT	YDS	AVG.	TD	TD Runs
9/2/10	PRESBYTERIAN	3	15	5.0	0	--
9/11/10	DUKE		-DNP-			
9/18/10	at Stanford	5	9	1.8	0	--
9/25/10	at Florida State	0	0	0.0	0	--
10/2/10	GEORGIA TECH	1	7	7.0	0	--
10/9/10	NAVY		-DNP-			
10/16/10	at Virginia Tech		-DNP-			
10/30/10	at Maryland		-DNP-			
11/6/10	BOSTON COLLEGE		-DNP-			
11/13/10	at NC State		-DNP-			
11/20/10	CLEMSON		-DNP-			
11/27/10	at Vanderbilt					



TERENCE #81
DAVIS WR

6-1 • 190 • R-So. • SQ
Lilburn, Ga. (Brookwood)
Psychology

2010 — Caught three passes for 12 yards in collegiate debut against Presbyterian (9.2) ... Saw action against Duke (9.11) and Stanford (9.18), but did not catch a pass ... Played against Georgia Tech (10.2), Navy (10.9) and Virginia Tech (10.16) but did not record any statistics ... Caught first career touchdown pass against Maryland (10.30), finishing the game with one catch and eight yards ... Played against Boston College (11.6) and Clemson (11.20), but did not record any statistics.

DAVIS' CAREER RECEIVING STATS

YEAR	G-GS	NO	YDS	AVG	TD	LP/OPPONENT
2009	0-0	0	0	0.0	0	0
2010	9-0	4	20	5.0	0	8/Maryland
TOTALS	9-0	4	20	5.0	0	8/Maryland

DAVIS' GAME-BY-GAME RECEIVING STATS

DATE	OPPONENT	REC	YDS	AVG.	TD	TD Rec
9/2/10	PRESBYTERIAN	3	12	4.0	0	--
9/11/10	DUKE	0	0	0.0	0	--
9/18/10	at Stanford	0	0	0.0	0	--
9/25/10	at Florida State			-DNP-		
10/2/10	GEORGIA TECH	0	0	0.0	0	--
10/9/10	NAVY	0	0	0.0	0	--
10/16/10	at Virginia Tech	0	0	0.0	0	--
10/30/10	at Maryland	1	8	8.0	1	8
11/6/10	BOSTON COLLEGE	0	0	0.0	0	--
11/13/10	at NC State			-DNP-		
11/20/10	CLEMSON	0	0	0.0	0	--
11/27/10	at Vanderbilt					



DANNY #18
DEMBRY WR

6-2 • 195 • R-Jr. • 1L
Ahoskie, N.C. (Hertford County)
Sociology

2010 — Made first career start in season opener against Presbyterian (9.2), but did not catch a pass ... Caught first career touchdown pass against Duke (9.11), finishing the game with two catches for 29 yards ... Played in third game of the season in loss at Stanford (9.18) ... Had a team-high 17 receiving yards at Florida State (9.25) ... Played, but did not catch a pass against Georgia Tech (10.2) ... Made a career-high four catches for 51 yards in loss to Navy (10.9) ... Played at Virginia Tech (10.16), but did not record any statistics ... Started at Maryland (10.30) and caught one pass for nine yards ... Played against Boston College (11.6), NC State (11.13) and Clemson (11.20), but did not record any statistics.





2010 DEMON DEACON FOOTBALL

GAME #12 ❖ WAKE FOREST AT VANDERBILT ❖ NOV. 27, 2010 ❖ VANDERBILT STADIUM

DEMBRY'S CAREER RECEIVING STATS

YEAR	G-GS	NO	YDS	AVG	TD	LP/OPPONENT
2008	0-0	0	0	0.0	0	0
2009	8-0	2	12	6.0	0	11/Boston College
2010	10-2	8	106	13.2	1	23/Duke
TOTALS	18-2	10	118	11.8	1	23/Duke

DEMBRY'S GAME-BY-GAME RECEIVING STATS

DATE	OPPONENT	REC	YDS	AVG.	TD	TD Rec
9/5/09	BAYLOR	1	1	1.0	0	--
9/12/09	STANFORD			-DNP-		--
9/19/09	ELON	0	0	0.0	0	--
9/26/09	at Boston College	1	11	11.0	0	--
10/3/09	NC STATE	0	0	0.0	0	--
10/10/09	MARYLAND	0	0	0.0	0	--
10/17/09	at Clemson	0	0	0.0	0	--
10/24/09	at Navy			-DNP-		--
10/31/09	MIAMI			-DNP-		--
11/7/09	at Georgia Tech			-DNP-		--
11/14/09	FLORIDA STATE	0	0	0.0	0	--
11/28/09	at Duke	0	0	0.0	0	--

DATE	OPPONENT	REC	YDS	AVG.	TD	TD Rec
9/2/10	PRESBYTERIAN	0	0	0.0	0	--
9/11/10	DUKE	2	29	14.5	1	23
9/18/10	at Stanford	0	0	0.0	0	--
9/25/10	at Florida State	1	17	17.0	0	--
10/2/10	GEORGIA TECH	0	0	0.0	0	--
10/9/10	NAVY	4	51	12.7	0	--
10/16/10	at Virginia Tech	0	0	0.0	0	--
10/30/10	at Maryland	1	9	9.0	0	--
11/6/10	BOSTON COLLEGE	0	0	0.0	0	--
11/13/10	at NC State	0	0	0.0	0	--
11/20/10	CLEMSON	0	0	0.0	0	--
11/27/10	at Vanderbilt					--



TRISTAN DORTY #55 DE

6-2 • 255 • R-Jr. • 2L
Woodleaf, N.C. (West Rowan)
Communication

2010 — Ranks tied for fourth in the ACC in fumbles recovered (0.22/gm) ... Third on the team with six tackles for loss and tied for third with 1.5 sacks ... Recorded four tackles and a pass breakup against Presbyterian (9.2) ... Had five tackles, including a sack and a quarterback hurry in conference win against Duke (9.11) ... Had a tackle for loss against Stanford (9.18) ... Made five tackles, including half a tackle for loss, and also had a fumble recovery at Florida State (9.25) ... Recorded five stops, including a tackle for loss, against Georgia Tech (10.2) ... Also recovered a fumble and has a pass breakup against the Yellow Jackets ... Made seven stops against Navy (10.9), including 1.5 tackles for loss and half a sack ... Had five tackles, including a tackle for loss, and also broke up a pass against Virginia Tech (10.16) ... Made five tackles at Maryland (10.30) ... Started against Boston College (11.6), but was injured on Wake's first defensive play of the game ... Returned from injury against Clemson (11.20), making three tackles, including a sack, while also forcing his first fumble of the season.

DORTY'S CAREER DEFENSIVE STATS

YEAR	G-GS	TT	UT	AT	TFL-YDS	QBS-YDS	FF/FR	PD	I/YDS
2008	10-0	5	2	3	1.0-1	0-0	0/0	0	0/0
2009	11-11	41	22	19	6.0-28	3.0-20	1/0	1	0/0
2010	10-9	40	20	20	7.0-21	2.5-10	1/2	3	0/0
TOTALS	31-20	86	44	42	14.0-50	5.5-30	2/2	4	0/0

DORTY'S GAME-BY-GAME DEFENSIVE STATS

DATE	OPPONENT	TT	UT	AT	TFL-YDS	QBS-YDS
8/28/08	at Baylor	0	0	0	0-0	0-0
9/6/08	OLE MISS			-DNP-		
9/20/08	at Florida State	1	1	0	1.0-1	0-0
9/27/08	NAVY	0	0	0	0-0	0-0
10/9/08	CLEMSON			-DNP-		
10/18/08	at Maryland	1	0	1	0-0	0-0
10/25/08	at Miami	1	1	0	0-0	0-0
11/1/08	DUKE	0	0	0	0-0	0-0
11/8/08	VIRGINIA	0	0	0	0-0	0-0
11/15/08	at NC State	1	0	1	0-0	0-0
11/22/08	BOSTON COLLEGE	1	0	1	0-0	0-0
11/29/08	VANDERBILT			-DNP-		
12/20/08	vs. Navy (EagleBank)			-DNP-		

DATE	OPPONENT	TT	UT	AT	TFL-YDS	QBS-YDS
9/5/09	BAYLOR	3	1	2	0.5-1	0-0
9/12/09	STANFORD	6	3	3	1.0-5	1.0-5
9/19/09	ELON	2	1	1	1.0-2	0-0
9/26/09	at Boston College	4	4	0	1.0-4	0-0
10/3/09	NC STATE	3	2	1	0.5-1	0-0
10/10/09	MARYLAND	3	3	0	2.0-15	2.0-15
10/17/09	at Clemson	2	1	1	0-0	0-0
10/24/09	at Navy	10	4	6	0-0	0-0
10/31/09	MIAMI			-DNP-		
11/7/09	at Georgia Tech	4	1	3	0-0	0-0
11/14/09	FLORIDA STATE	3	2	1	0-0	0-0
11/28/09	at Duke	1	0	1	0-0	0-0

DATE	OPPONENT	TT	UT	AT	TFL-YDS	QBS-YDS
9/2/10	PRESBYTERIAN	4	2	2	0-0	0-0
9/11/10	DUKE	5	2	3	1.0-2	1.0-2
9/18/10	at Stanford	1	1	0	1.0-1	0-0
9/25/10	at Florida State	5	2	3	0.5-2	0-0
10/2/10	GEORGIA TECH	5	3	2	1.0-1	0-0
10/9/10	NAVY	7	5	2	1.5-5	0.5-2
10/16/10	at Virginia Tech	5	2	3	1.0-4	0-0
10/30/10	at Maryland	5	1	4	0-0	0-0
11/6/10	BOSTON COLLEGE	0	0	0	0-0	0-0
11/13/10	at NC State			-DNP-		
11/20/10	CLEMSON	3	2	1	1.0-6	1.0-6
11/27/10	at Vanderbilt					



JOEY EHRMANN #40 LB

6-4 • 215 • R-So. • 1L
Baltimore, Md. (Gilman School)
Psychology

2010 — Ranks tied for eighth in the ACC in fumbles forced (0.22/gm) ... Tied for the team lead with four pass breakups on the season ... Had two tackles, including a tackle for loss, in season opener against Presbyterian (9.2) ... Broke up three passes and had five tackles in conference-opening win vs. Duke (9.11) ... Recorded three tackles vs. Stanford (9.18) ... Had four tackles, including a sack, and also recovered and forced a fumble against Florida State (9.25) ... Started, but did not make a tackle in loss against Georgia Tech (10.2) ... Made six tackles, including half a tackle for loss, against Navy (10.9) ... Recorded six tackles against Virginia Tech (10.16), with half a tackle for loss and a forced fumble ... Had two tackles in loss at Maryland (10.30) ... Picked off first career pass against Boston College (11.6) and also had three tackles with half a tackle for loss ... Made three tackles in loss at NC State (11.13) ... Had four tackles including half a tackle for loss against Clemson (11.20) ... Also tipped the pass that led to Daniel Mack's interception vs. the Tigers.

EHRMANN'S CAREER DEFENSIVE STATS

YEAR	G-GS	TT	UT	AT	TFL-YDS	QBS-YDS	FF/FR	PD	I/YDS
2009	12-4	25	14	11	5.5-29	3.5-26	1/0	1	0/0
2010	11-9	38	17	21	4.0-16	1.0-6	2/1	5	1/7
TOTALS	23-13	63	31	32	9.5-45	4.5-32	3/1	6	1/7

EHRMANN'S GAME-BY-GAME DEFENSIVE STATS

DATE	OPPONENT	TT	UT	AT	TFL-YDS	QBS-YDS
9/5/09	BAYLOR	0	0	0	0-0	0-0
9/12/09	STANFORD	1	0	1	0-0	0-0
9/19/09	ELON	6	2	4	0-0	0-0
9/26/09	at Boston College	2	2	0	1.0-1	0-0
10/3/09	NC STATE	3	2	1	1.0-5	1.0-5
10/10/09	MARYLAND	1	1	0	0-0	0-0
10/17/09	at Clemson	0	0	0	0-0	0-0
10/24/09	at Navy	2	1	1	0-0	0-0
10/31/09	MIAMI	5	4	1	2.5-21	2.5-21
11/7/09	at Georgia Tech	3	0	3	1.0-2	0-0
11/14/09	FLORIDA STATE	2	2	0	0-0	0-0
11/28/09	at Duke	0	0	0	0-0	0-0

DATE	OPPONENT	TT	UT	AT	TFL-YDS	QBS-YDS
9/2/10	PRESBYTERIAN	2	1	1	1.0-2	0-0
9/11/10	DUKE	5	2	3	0-0	0-0
9/18/10	at Stanford	3	2	1	0-0	0-0
9/25/10	at Florida State	4	4	0	1.0-6	1.0-6
10/2/10	GEORGIA TECH	0	0	0	0-0	0-0
10/9/10	NAVY	6	1	5	0.5-2	0-0
10/16/10	at Virginia Tech	6	3	3	0.5-2	0-0
10/30/10	at Maryland	2	0	2	0-0	0-0
11/6/10	BOSTON COLLEGE	3	0	3	0.5-1	0-0
11/13/10	at NC State	3	2	1	0-0	0-0
11/20/10	CLEMSON	4	2	2	0.5-3	0-0
11/27/10	at Vanderbilt					





2010 DEMON DEACON FOOTBALL

GAME #12 ❖ WAKE FOREST AT VANDERBILT ❖ NOV. 27, 2010 ❖ VANDERBILT STADIUM



CAMERON FORD #83 TE

6-4 • 255 • R-Jr. • 2L
Anderson, S.C. (T.L. Hanna)
Sociology

2010 — Had one catch for four yards in season-opening win against Presbyterian (9.2) ... Played in conference opener against Duke (9.11), but did not catch a pass ... Made one catch for eight yards vs. Stanford (9.18) ... Hauled in one pass for seven yards in loss at Florida State (9.25) ... Caught one pass for 21 yards against Georgia Tech (10.2) ... Had a season-high 24 yards receiving on two catches vs. Navy (10.9) ... Started, but did not record any statistics at Virginia Tech (10.16) ... Caught two passes for 15 yards at Maryland (10.30) ... Started against Boston College (11.6) and NC State (11.13), but did not catch a pass ... Made two catches for 36 yards, including a season-long, 34-yard reception against Clemson (11.20).

FORD'S CAREER RECEIVING STATS

YEAR	G-GS	NO	YDS	AVG	TD	LP/OPPONENT
2008	5-0	1	8	8.0	0	8/NC State
2009	8-3	10	120	12.0	0	36/Elon
2010	11-6	10	115	11.5	0	34/Clemson
TOTALS	24-9	21	243	11.6	0	36/Elon

FORD'S GAME-BY-GAME RECEIVING STATS

DATE	OPPONENT	REC	YDS	AVG.	TD	TD Rec
8/28/08	at Baylor	0	0	0.0	0	--
9/6/08	OLE MISS			-DNP-		
9/20/08	at Florida State			-DNP-		
9/27/08	NAVY			-DNP-		
10/9/08	CLEMSON			-DNP-		
10/18/08	at Maryland	0	0	0.0	0	--
10/25/08	at Miami	0	0	0.0	0	--
11/1/08	DUKE	0	0	0.0	0	--
11/8/08	VIRGINIA			-DNP-		
11/15/08	at NC State	1	8	8.0	0	--
11/22/08	BOSTON COLLEGE			-DNP-		
11/29/08	VANDERBILT			-DNP-		
12/20/08	vs. Navy (EagleBank)			-DNP-		

DATE	OPPONENT	REC	YDS	AVG.	TD	TD Rec
9/5/09	BAYLOR	1	4	4.0	0	--
9/12/09	STANFORD	0	0	0.0	0	--
9/19/09	ELON	2	57	28.5	0	--
9/26/09	at Boston College	1	3	3.0	0	--
10/3/09	NC STATE			-DNP-		
10/10/09	MARYLAND			-DNP-		
10/17/09	at Clemson	1	9	9.0	0	--
10/24/09	at Navy	2	29	14.5	0	--
10/31/09	MIAMI	3	18	6.0	0	--
11/7/09	at Georgia Tech	0	0	0.0	0	--
11/14/09	FLORIDA STATE			-DNP-		
11/28/09	at Duke			-DNP-		

DATE	OPPONENT	REC	YDS	AVG.	TD	TD Rec
9/2/10	PRESBYTERIAN	1	4	4.0	0	--
9/11/10	DUKE	0	0	0.0	0	--
9/18/10	at Stanford	1	8	8.0	0	--
9/25/10	at Florida State	1	7	7.0	0	--
10/2/10	GEORGIA TECH	1	21	21.0	0	--
10/9/10	NAVY	2	24	12.0	0	--
10/16/10	at Virginia Tech	0	0	0.0	0	--
10/30/10	at Maryland	2	15	7.5	0	--
11/6/10	BOSTON COLLEGE	0	0	0.0	0	--
11/13/10	at NC State	0	0	0.0	0	--
11/20/10	CLEMSON	2	36	18.0	0	--
11/27/10	at Vanderbilt					



ALEX FRYE #21 DB

6-3 • 195 • R-Sr. • 2L
Fayetteville, N.C. (Jack Britt)
History

2010 — Ranks tied for eighth in the ACC in interceptions (0.3/gm) and tied for 30th in tackles (5.5/gm) ... Tied for 46th nationally in interceptions ... Leads the Demon Deacon defense with three interceptions and tied for second with two forced fumbles on the season ... Returned an interception 44 yards for a touchdown, forced a fumble and had four tackles in season opener against Presbyterian (9.2) ... Continued interception barrage against Duke (9.11) with two picks to go along with a forced fumble and four tackles ... Finished second on the team with six tackles for Stanford (9.18) and also had one pass breakup ... Recorded a career-high 11 tackles, including nine solo stops, and had a pass breakup against Florida State (9.25) ... Had double digit tackles for the second straight game, making 10 tackles against Georgia Tech (10.2) ... Made four tackles, including three solo stops, and had a pass breakup against Navy (10.9) ... Tied for the team high with nine tackles at Virginia Tech (10.16), including half a tackle for loss ... Had five tackles with half a tackle for loss at Maryland (10.30).

FRYE'S CAREER DEFENSIVE STATS

YEAR	G-GS	TT	UT	AT	TFL-YDS	QBS-YDS	FF/FR	PD	I/YDS
2007	12-1	5	5	0	0-0	0-0	0/0	0	0/0
2008	9-1	13	12	1	0-0	0-0	1/0	1	1/0
2009	9-6	32	21	11	2.5-11	1.0-8	0/0	1	1/37
2010	10-6	55	38	17	1.0-2	0-0	2/0	6	3/72
TOTALS	40-14	105	76	29	3.5-13	1.0-8	3/0	8	5/109

FRYE'S GAME-BY-GAME DEFENSIVE STATS

DATE	OPPONENT	TT	UT	AT	PD	INT-YDS
9/1/07	at Boston College	0	0	0	0	0-0
9/8/07	NEBRASKA	0	0	0	0	0-0
9/15/07	ARMY	0	0	0	0	0-0
9/22/07	MARYLAND	2	2	0	0	0-0
10/6/07	at Duke	1	1	0	0	0-0
10/11/07	FLORIDA STATE	0	0	0	0	0-0
10/20/07	at Navy	1	1	0	0	0-0
10/27/07	NORTH CAROLINA			-DNP-		
11/3/07	at Virginia	0	0	0	0	0-0
11/10/07	at Clemson	0	0	0	0	0-0
11/17/07	NC STATE	0	0	0	0	0-0
11/24/07	at Vanderbilt	1	1	0	0	0-0
12/29/07	vs. Connecticut (Meineke)	0	0	0	0	0-0

DATE	OPPONENT	TT	UT	AT	PD	INT-YDS
8/28/08	at Baylor	1	1	0	1	1-0
9/6/08	OLE MISS	1	1	0	0	0-0
9/20/08	at Florida State	0	0	0	0	0-0
9/27/08	NAVY	2	2	0	0	0-0
10/9/08	CLEMSON	2	2	0	0	0-0
10/18/08	at Maryland	1	1	0	0	0-0
10/25/08	at Miami	3	3	0	0	0-0
11/1/08	DUKE	2	1	1	0	0-0
11/8/08	VIRGINIA	1	1	0	0	0-0
11/15/08	at NC State			-DNP-		
11/22/08	BOSTON COLLEGE			-DNP-		
11/29/08	VANDERBILT			-DNP-		
12/20/08	vs. Navy (EagleBank)			-DNP-		

DATE	OPPONENT	TT	UT	AT	PD	INT-YDS
9/5/09	BAYLOR	5	4	1	0	0-0
9/12/09	STANFORD	5	3	2	0	0-0
9/19/09	ELON	2	0	2	0	0-0
9/26/09	at Boston College	9	6	3	0	0-0
10/3/09	NC STATE			-DNP-		
10/10/09	MARYLAND			-DNP-		
10/17/09	at Clemson			-DNP-		
10/24/09	at Navy	1	1	0	0	0-0
10/31/09	MIAMI	0	0	0	0	0-0
11/7/09	at Georgia Tech	0	0	0	0	0-0
11/14/09	FLORIDA STATE	4	3	1	0	0-0
11/28/09	at Duke	6	4	2	1	1-37





2010 DEMON DEACON FOOTBALL

GAME #12 ❖ WAKE FOREST AT VANDERBILT ❖ NOV. 27, 2010 ❖ VANDERBILT STADIUM

DATE	OPPONENT	TT	UT	AT	PD	INT-YDS
9/2/10	PRESBYTERIAN	4	3	1	1	1-44
9/11/10	DUKE	4	2	2	2	2-28
9/18/10	at Stanford	6	6	0	1	0-0
9/25/10	at Florida State	11	9	2	1	0-0
10/2/10	GEORGIA TECH	10	6	4	0	0-0
10/9/10	NAVY	4	3	1	1	0-0
10/16/10	at Virginia Tech	9	4	5	0	0-0
10/30/10	at Maryland	5	4	1	0	0-0
11/6/10	BOSTON COLLEGE	1	0	1	0	0-0
11/13/10	at NC State	1	1	0	0	0-0
11/20/10	CLEMSON			-DNP-		
11/27/10	at Vanderbilt					

DATE	OPPONENT	ATT	YDS	AVG.	TD	TD Runs
9/2/10	PRESBYTERIAN			-DNP-		
9/11/10	DUKE	2	4	2.0	0	--
9/18/10	at Stanford	4	25	6.2	1	22
9/25/10	at Florida State	3	25	8.3	0	--
10/2/10	GEORGIA TECH	4	-1	-0.2	0	--
10/9/10	NAVY	0	0	0.0	0	--
10/16/10	at Virginia Tech	0	0	0.0	0	--
10/30/10	at Maryland	0	0	0.0	0	--
11/6/10	BOSTON COLLEGE	1	-1	-1.0	0	--
11/13/10	at NC State	0	0	0.0	0	--
11/20/10	CLEMSON	1	2	2.0	0	--
11/27/10	at Vanderbilt					



CHRIS GIVENS #2 WR

6-0 • 195 • R-So. • 1L
Wylie, Texas (Wylie)
Psychology

CAREER — Became the 29th player in Wake Forest history to reach 1,000 career receiving yards vs. Maryland (10.30).

2010 — Ranks sixth in the ACC in all purpose yards (102.1/gm) ... Leads Wake Forest with 505 receiving yards and 981 all-purpose yards ... Missed the season opener against Presbyterian (9.2) due to a suspension ... Had a career high 159 receiving yards with a touchdown in season debut against Duke ... Ran the ball four times for 25 yards and a touchdown against Stanford (9.18) ... Also had four catches for 47 yards vs. the Cardinal ... Rushed for 25 yards on three carries and had six receiving yards at Florida State (9.25) ... Caught two passes for nine yards against Georgia Tech (10.2) ... Led the team with 60 receiving yards and a touchdown on seven catches in loss to Navy (10.9) ... Recorded third receiving touchdown of the season at Virginia Tech (10.16), catching two passes for 84 yards ... Reached the 1,000 career receiving yard mark at Maryland (10.30), catching three passes for six yards ... Caught fourth touchdown pass of the season and finished with 96 yards on five receptions against Boston College (11.6) ... Made three catches for 17 yards at NC State (11.13) ... Pulled in three catches for 21 yards vs. Clemson (11.20).

GIVENS' CAREER RUSHING STATS

YEAR	G-GS	NO	YDS	AVG	TD	LP/OPPONENT
2009	12-5	15	98	6.5	0	17/Stanford
2010	10-8	15	54	3.6	1	22/Stanford
TOTALS	22-13	30	152	5.1	1	22/Stanford

GIVENS' CAREER RECEIVING STATS

YEAR	G-GS	NO	YDS	AVG	TD	LP/OPPONENT
2009	12-5	45	629	14.0	8	54/Elon
2010	10-8	34	505	14.9	4	81/Duke
TOTALS	22-13	79	1134	14.4	12	81/Duke

GIVENS' CAREER KOR STATS

YEAR	G-GS	NO	YDS	AVG	TD	LP/OPPONENT
2009	12-5	15	320	21.3	0	30/Stanford & NC State
2010	10-8	23	422	18.3	0	38/Maryland
TOTALS	22-13	38	742	19.5	0	38/Maryland

GIVENS' GAME-BY-GAME RUSHING STATS

DATE	OPPONENT	ATT	YDS	AVG.	TD	TD Runs
9/5/09	BAYLOR	3	28	9.3	0	--
9/12/09	STANFORD	5	51	10.2	0	--
9/19/09	ELON	1	5	5.0	0	--
9/26/09	at Boston College	1	6	6.0	0	--
10/3/09	NC STATE	0	0	0.0	0	--
10/10/09	MARYLAND	1	-1	-1.0	0	--
10/17/09	at Clemson	3	-7	-2.3	0	--
10/24/09	at Navy	0	0	0.0	0	--
10/31/09	MIAMI	0	0	0.0	0	--
11/7/09	at Georgia Tech	0	0	0.0	0	--
11/14/09	FLORIDA STATE	0	0	0.0	0	--
11/28/09	at Duke	1	16	16.0	0	--

GIVENS' GAME-BY-GAME RECEIVING STATS

DATE	OPPONENT	REC	YDS	AVG.	TD	TD Rec
9/5/09	BAYLOR	3	12	4.0	0	--
9/12/09	STANFORD	5	32	6.4	0	--
9/19/09	ELON	3	68	22.7	1	54
9/26/09	at Boston College	2	15	7.5	1	12
10/3/09	NC STATE	8	113	14.1	1	25
10/10/09	MARYLAND	5	116	23.2	2	32, 27
10/17/09	at Clemson	1	16	16.0	0	--
10/24/09	at Navy	0	0	0.0	0	--
10/31/09	MIAMI	3	60	20.0	1	44
11/7/09	at Georgia Tech	4	52	13.0	0	--
11/14/09	FLORIDA STATE	6	67	11.2	1	4
11/28/09	at Duke	5	78	15.6	1	54

DATE	OPPONENT	REC	YDS	AVG.	TD	TD Rec
9/2/10	PRESBYTERIAN			-DNP-		
9/11/10	DUKE	4	159	39.7	1	81
9/18/10	at Stanford	4	47	11.7	0	--
9/25/10	at Florida State	1	6	6.0	0	--
10/2/10	GEORGIA TECH	2	9	4.5	0	--
10/9/10	NAVY	7	60	8.6	1	11
10/16/10	at Virginia Tech	2	84	42.0	1	78
10/30/10	at Maryland	3	6	2.0	0	--
11/6/10	BOSTON COLLEGE	5	96	19.2	0	41
11/13/10	at NC State	3	17	5.7	0	--
11/20/10	CLEMSON	3	21	7.0	0	--
11/27/10	at Vanderbilt					

GIVENS' GAME-BY-GAME TOTAL OFFENSE STATS

DATE	OPPONENT	REC-TDs	PASS-TDs	RUSH-TDs	KOR/PR-TDs	TOTAL-TDs
9/5/09	BAYLOR	12-0	0-0	28-0	35-0	75-0
9/12/09	STANFORD	32-0	0-0	51-0	52-0	135-0
9/19/09	ELON	68-1	0-0	5-0	0-0	73-0
9/26/09	at Boston College	15-1	0-0	6-0	74-0	95-1
10/3/09	NC STATE	113-1	0-0	0-0	97-0	210-1
10/10/09	MARYLAND	116-2	0-0	(-1)-0	0-0	115-2
10/17/09	at Clemson	16-0	0-0	(-7)-0	17-0	26-0
10/24/09	at Navy	0-0	0-0	0-0	0-0	0-0
10/31/09	MIAMI	60-1	0-0	0-0	0-0	60-1
11/7/09	at Georgia Tech	52-0	0-0	0-0	0-0	52-0
11/14/09	FLORIDA STATE	67-1	0-0	0-0	0-0	67-1
11/28/09	at Duke	78-1	0-0	16-0	45-0	139-1

DATE	OPPONENT	REC-TDs	PASS-TDs	RUSH-TDs	KOR/PR-TDs	TOTAL-TDs
9/2/10	PRESBYTERIAN			-DNP-		
9/11/10	DUKE	159-1	0-0	4-0	86-0	249-1
9/18/10	at Stanford	47-0	0-0	25-1	0-0	72-1
9/25/10	at Florida State	6-0	0-0	25-0	0-0	31-0
10/2/10	GEORGIA TECH	9-0	0-0	(-1)-0	9-0	17-0
10/9/10	NAVY	60-1	0-0	0-0	0-0	60-1
10/16/10	at Virginia Tech	84-1	0-0	0-0	90-0	174-1
10/30/10	at Maryland	6-0	0-0	0-0	95-0	101-0
11/6/10	BOSTON COLLEGE	96-1	0-0	(-1)-0	66-0	161-0
11/13/10	at NC State	17-0	0-0	0-0	37-0	54-0
11/20/10	CLEMSON	21-0	0-0	2-0	39-0	62-0
11/27/10	at Vanderbilt					





2010 DEMON DEACON FOOTBALL

GAME #12 ❖ WAKE FOREST AT VANDERBILT ❖ NOV. 27, 2010 ❖ VANDERBILT STADIUM



JOSH HARRIS #25
RB

5-10 • 205 • R-Fr. • RS
Duncanville, Texas (Duncanville)
Undeclared

2010 — Ranks ninth in the ACC in rushing yards (60.4/gm) ... Leads the team with 582 rushing yards ... Made collegiate debut against Presbyterian (9.2), scoring two touchdowns and rushing for 74 yards on six carries ... Carried the ball 12 times for 50 yards in ACC opener against Duke (9.11) ... Ran the ball six times for 15 yards vs. Stanford (9.18) ... Had four yards on five carries against Florida State (9.25) ... Did not play against Georgia Tech ... Led the team with 46 rushing yards on 14 carries and also caught three passes for 32 yards against Navy (10.9) ... Made first career start at Virginia Tech (10.16) and turned in best game of young career, rushing for 241 yards and two touchdowns on 20 carries ... One touchdown was on an 87-yard run, tied for third-longest rush in school history ... The 241 yards rushing was the sixth-highest single-game total in school history ... Earned ACC Rookie of the Week honors after performance against the Hokies ... Scored fifth rushing touchdown of the season at Maryland (10.30), carrying the ball 10 times for 27 yards ... Also had two catches for 20 yards against the Terrapins ... Carried the ball 19 times for 67 yards vs. Boston College (11.6) ... Ran for 20 yards on seven carries against NC State (11.13) ... Found the endzone for the sixth time this season against Clemson (11.20), finishing the game with 38 rushing yards on nine carries.

HARRIS' CAREER RUSHING STATS

YEAR	G-GS	NO	YDS	AVG	TD	LP/OPPONENT
2010	10-3	108	582	5.4	6	87/Virginia Tech
TOTALS	10-3	108	582	5.4	6	87/Virginia Tech

HARRIS' CAREER RECEIVING STATS

YEAR	G-GS	NO	YDS	AVG	TD	LP/OPPONENT
2010	10-3	7	60	8.6	0	15/Navy
TOTALS	10-3	7	60	8.6	0	15/Navy

HARRIS' GAME-BY-GAME RUSHING STATS

DATE	OPPONENT	ATT	YDS	AVG.	TD	TD Runs
9/2/10	PRESBYTERIAN	6	74	12.3	2	3, 46
9/11/10	DUKE	12	50	4.2	0	--
9/18/10	at Stanford	6	15	2.5	0	--
9/25/10	at Florida State	5	4	0.8	0	--
10/2/10	GEORGIA TECH		-DNP-			
10/9/10	NAVY	14	46	3.3	0	--
10/16/10	at Virginia Tech	20	241	12.1	2	33, 87
10/30/10	at Maryland	10	27	2.7	0	6
11/6/10	BOSTON COLLEGE	19	67	3.5	0	--
11/13/10	at NC State	7	20	2.9	0	--
11/20/10	CLEMSON	9	38	4.2	1	1
11/27/10	at Vanderbilt					

HARRIS' GAME-BY-GAME RECEIVING STATS

DATE	OPPONENT	REC	YDS	AVG.	TD	TD Rec
9/2/10	PRESBYTERIAN	0	0	0.0	0	--
9/11/10	DUKE	0	0	0.0	0	--
9/18/10	at Stanford	0	0	0.0	0	--
9/25/10	at Florida State	0	0	0.0	0	--
10/2/10	GEORGIA TECH		-DNP-			
10/9/10	NAVY	3	32	10.7	0	--
10/16/10	at Virginia Tech	0	0	0.0	0	--
10/30/10	at Maryland	2	20	10.0	0	--
11/6/10	BOSTON COLLEGE	0	0	0.0	0	--
11/13/10	at NC State	1	-1	-1.0	0	--
11/20/10	CLEMSON	1	9	9.0	0	--
11/27/10	at Vanderbilt					

HARRIS' GAME-BY-GAME TOTAL OFFENSE STATS

DATE	OPPONENT	REC-TDs	PASS-TDs	RUSH-TDs	TOTAL-TDs
9/2/10	PRESBYTERIAN	0-0	0-0	74-2	74-2
9/11/10	DUKE	0-0	0-0	50-0	50-0
9/18/10	at Stanford	0-0	0-0	15-0	15-0
9/25/10	at Florida State	0-0	0-0	4-0	4-0
10/2/10	GEORGIA TECH		-DNP-		
10/9/10	NAVY	32-0	0-0	46-0	78-0
10/16/10	at Virginia Tech	0-0	0-0	241-2	241-2
10/30/10	at Maryland	20-0	0-0	27-1	47-1
11/6/10	BOSTON COLLEGE	0-0	0-0	67-0	67-0
11/13/10	at NC State	(-1)-0	0-0	20-0	19-0
11/20/10	CLEMSON	9-0	0-0	38-1	47-1
11/27/10	at Vanderbilt				



HUNTER HAYNES #56
LB

6-2 • 240 • R-Sr. • 3L
Ponte Vedra Beach, Fla. (Nease)
Business

2010 — Ranks 18th in the ACC in tackles (6.2/gm) ... Leads the team with 70 tackles and tied for second on the squad with 2.5 sacks ... Had two tackles in the season opener against Presbyterian (9.2) ... Recorded five tackles, including three solo tackles, in conference-opening win vs. Duke (9.11) ... Made three unassisted tackles in loss at Stanford (9.18) ... Had a season-high six tackles, including a tackle for loss, at Florida State (9.25) ... Made a career-high 13 tackles against Georgia Tech (10.2), including 3.5 tackles for loss and 1.5 sacks ... Tied for the team high with nine tackles against Navy (10.9) ... Recorded two tackles, including an eight-yard sack, at Virginia Tech (10.16) ... Led all players with 10 tackles at Maryland (10.30) ... Made six tackles against Boston College (11.6) ... Tied for the team lead with six tackles, including half a tackle for loss, vs. NC State (11.13) ... Made eight tackles against Clemson (11.20), tying for the team high.

HUNTER HAYNES' CAREER DEFENSIVE STATS

YEAR	G-GS	TT	UT	AT	TFL-YDS	QBS-YDS	FF/FR	PD	I/YDS
2007	13-2	41	29	12	4.0-18	2.0-16	0/0	0	0/0
2008	13-0	24	19	5	0.5-1	0.5-1	1/1	0	0/0
2009	10-6	41	21	20	1.5-8	1.0-8	1/1	2	0/0
2010	11-11	70	30	40	6.0-29	2.5-23	0/0	0	0/0
TOTALS	47-19	176	99	77	12.0-56	6.0-48	2/2	2	0/0

HUNTER HAYNES' GAME-BY-GAME DEFENSIVE STATS

DATE	OPPONENT	TT	UT	AT	TFL-YDS	QBS-YDS
9/1/07	at Boston College	2	2	0	0-0	0-0
9/8/07	NEBRASKA	4	3	1	0-0	0-0
9/15/07	ARMY	8	4	4	0.5-0	0-0
9/22/07	MARYLAND	6	4	2	2.0-16	2.0-16
10/6/07	at Duke	5	3	2	0-0	0-0
10/11/07	FLORIDA STATE	0	0	0	0-0	0-0
10/20/07	at Navy	2	0	2	0.5-1	0-0
10/27/07	NORTH CAROLINA	0	0	0	0-0	0-0
11/3/07	at Virginia	4	3	1	0-0	0-0
11/10/07	at Clemson	0	0	0	0-0	0-0
11/17/07	NC STATE	4	4	0	0-0	0-0
11/24/07	at Vanderbilt	2	2	0	0-0	0-0
12/29/07	vs. Connecticut (Meineke)	4	4	0	1.0-1	0-0

DATE	OPPONENT	TT	UT	AT	TFL-YDS	QBS-YDS
8/28/08	at Baylor	5	3	2	0.5-1	0.5-1
9/6/08	OLE MISS	4	4	0	0-0	0-0
9/20/08	at Florida State	0	0	0	0-0	0-0
9/27/08	NAVY	0	0	0	0-0	0-0
10/9/08	CLEMSON	0	0	0	0-0	0-0
10/18/08	at Maryland	4	3	1	0-0	0-0
10/25/08	at Miami	1	1	0	0-0	0-0
11/1/08	DUKE	1	1	0	0-0	0-0
11/8/08	VIRGINIA	1	0	1	0-0	0-0
11/15/08	at NC State	2	2	0	0-0	0-0
11/22/08	BOSTON COLLEGE	1	1	0	0-0	0-0
11/29/08	VANDERBILT	2	1	1	0-0	0-0
12/20/08	vs. Navy (EagleBank)	3	3	0	0-0	0-0

DATE	OPPONENT	TT	UT	AT	TFL-YDS	QBS-YDS
9/5/09	BAYLOR	4	1	3	0-0	0-0
9/12/09	STANFORD	4	2	2	0-0	0-0
9/19/09	ELON	3	0	3	0-0	0-0
9/26/09	at Boston College	7	5	2	0-0	0-0
10/3/09	NC STATE	5	4	1	0-0	0-0
10/10/09	MARYLAND	6	4	2	0-0	0-0
10/17/09	at Clemson				-DNP-	-DNP-
10/24/09	at Navy				-DNP-	-DNP-
10/31/09	MIAMI	2	0	2	0-0	0-0
11/7/09	at Georgia Tech	6	2	4	1.5-8	1.0-8
11/14/09	FLORIDA STATE	2	2	0	0-0	0-0
11/28/09	at Duke	2	1	1	0-0	0-0





2010 DEMON DEACON FOOTBALL

GAME #12 ❖ WAKE FOREST AT VANDERBILT ❖ NOV. 27, 2010 ❖ VANDERBILT STADIUM

DATE	OPPONENT	TT	UT	AT	TFL-YDS	QBS-YDS
9/2/10	PRESBYTERIAN	2	0	2	0-0	0-0
9/11/10	DUKE	5	3	2	0-0	0-0
9/18/10	at Stanford	3	3	0	0-0	0-0
9/25/10	at Florida State	6	2	4	1.0-2	0-0
10/2/10	GEORGIA TECH	13	6	7	3.5-18	1.5-15
10/9/10	NAVY	9	3	6	0-0	0-0
10/16/10	at Virginia Tech	2	2	0	1.0-8	1.0-8
10/30/10	at Maryland	10	3	7	0-0	0-0
11/6/10	BOSTON COLLEGE	6	1	5	0-0	0-0
11/13/10	at NC State	6	3	3	0.5-1	0-0
11/20/10	CLEMSON	8	4	4	0-0	0-0
11/27/10	at Vanderbilt					



RILEY HAYNES #45 LB

6-1 • 225 • R-So. • 1L
Ponte Vedra Beach, Fla. (Nease)
Communication

2010 — Made first collegiate start and had five tackles in season opener against Presbyterian (9.2) ... Recorded four tackles in conference opener against Duke (9.11) ... Had a tackle against Stanford (9.18) ... Made two solo tackles in loss at Florida State (9.25) ... Notched two tackles against Georgia Tech (10.2).

RILEY HAYNES' CAREER DEFENSIVE STATS

YEAR	G-GS	TT	UT	AT	TFL-YDS	QBS-YDS	FF/FR	PD	I/YDS
2009	12-0	0	0	0	0-0	0-0	0/0	0	0/0
2010	5-3	14	6	8	0-0	0-0	0/0	0	0/0
TOTALS	17-3	14	6	8	0-0	0-0	0/0	0	0/0

RILEY HAYNES' GAME-BY-GAME DEFENSIVE STATS

DATE	OPPONENT	TT	UT	AT	TFL-YDS	QBS-YDS
9/5/09	BAYLOR	0	0	0	0-0	0-0
9/12/09	STANFORD	0	0	0	0-0	0-0
9/19/09	ELON	0	0	0	0-0	0-0
9/26/09	at Boston College	0	0	0	0-0	0-0
10/3/09	NC STATE	0	0	0	0-0	0-0
10/10/09	MARYLAND	0	0	0	0-0	0-0
10/17/09	at Clemson	0	0	0	0-0	0-0
10/24/09	at Navy	0	0	0	0-0	0-0
10/31/09	MIAMI	0	0	0	0-0	0-0
11/7/09	at Georgia Tech	0	0	0	0-0	0-0
11/14/09	FLORIDA STATE	0	0	0	0-0	0-0
11/28/09	at Duke	0	0	0	0-0	0-0

DATE	OPPONENT	TT	UT	AT	TFL-YDS	QBS-YDS
9/2/10	PRESBYTERIAN	5	2	3	0-0	0-0
9/11/10	DUKE	4	1	3	0-0	0-0
9/18/10	at Stanford	1	1	0	0-0	0-0
9/25/10	at Florida State	2	2	0	0-0	0-0
10/2/10	GEORGIA TECH	2	0	2	0-0	0-0
10/9/10	NAVY				-DNP-	
10/16/10	at Virginia Tech				-DNP-	
10/30/10	at Maryland				-DNP-	
11/6/10	BOSTON COLLEGE				-DNP-	
11/13/10	at NC State				-DNP-	
11/20/10	CLEMSON				-DNP-	
11/27/10	at Vanderbilt					



KYLE JARRETT #43 LB

6-2 • 230 • R-Jr. • 1L
Winston-Salem, N.C. (West Forsyth)
History

2010 — Had three tackles in season opener vs. Presbyterian (9.2) ... Made three tackles in conference opener against Duke (9.11) ... Saw time in losses at Stanford (9.18) and Florida State (9.25) ... Recorded two unassisted tackles against Georgia Tech (10.2) ... Played against Navy (10.9), but did not

record any statistics ... Made a career-high eight tackles and had a quarterback hurry against Virginia Tech (10.16) ... Had five tackles with half a tackle for loss at Maryland (10.30) ... Played, but did not have a tackle against Boston College (11.6) ... Recorded one tackle at NC State (11.13) ... Played, but did not record any statistics vs. Clemson (11.20).

JARRETT'S CAREER DEFENSIVE STATS

YEAR	G-GS	TT	UT	AT	TFL-YDS	QBS-YDS	FF/FR	PD	I/YDS
2008	0-0	0	0	0	0-0	0-0	0/0	0	0/0
2009	12-0	17	8	9	2.0-11	2.0-11	0/0	0	0/0
2010	11-0	22	8	14	0.5-1	0-0	0/0	0	0/0
TOTALS	23-0	39	16	23	2.5-12	2.0-11	0/0	0	0/0

JARRETT'S GAME-BY-GAME DEFENSIVE STATS

DATE	OPPONENT	TT	UT	AT	TFL-YDS	QBS-YDS
9/5/09	BAYLOR	2	0	2	0-0	0-0
9/12/09	STANFORD	0	0	0	0-0	0-0
9/19/09	ELON	2	1	1	0-0	0-0
9/26/09	at Boston College	0	0	0	0-0	0-0
10/3/09	NC STATE	0	0	0	0-0	0-0
10/10/09	MARYLAND	3	3	0	0-0	0-0
10/17/09	at Clemson	5	3	2	2.0-11	2.0-11
10/24/09	at Navy	3	0	3	0-0	0-0
10/31/09	MIAMI	1	0	1	0-0	0-0
11/7/09	at Georgia Tech	0	0	0	0-0	0-0
11/14/09	FLORIDA STATE	0	0	0	0-0	0-0
11/28/09	at Duke	1	1	0	0-0	0-0

DATE	OPPONENT	TT	UT	AT	TFL-YDS	QBS-YDS
9/2/10	PRESBYTERIAN	3	1	2	0-0	0-0
9/11/10	DUKE	3	1	2	0-0	0-0
9/18/10	at Stanford	0	0	0	0-0	0-0
9/25/10	at Florida State	0	0	0	0-0	0-0
10/2/10	GEORGIA TECH	2	2	0	0-0	0-0
10/9/10	NAVY	0	0	0	0-0	0-0
10/16/10	at Virginia Tech	8	4	4	0-0	0-0
10/30/10	at Maryland	5	0	5	0.5-1	0-0
11/6/10	BOSTON COLLEGE	0	0	0	0-0	0-0
11/13/10	at NC State	1	0	1	0-0	0-0
11/20/10	CLEMSON	0	0	0	0-0	0-0
11/27/10	at Vanderbilt					



KEVIN JOHNSON #9 DB

6-0 • 160 • Fr. • HS
Clarksville, Md. (River Hill)
Undeclared

2010 — Made collegiate debut against Presbyterian (9.2), recording four tackles ... Saw time at corner in ACC opener against Duke (9.11) ... Also played in loss at Stanford (9.18), making two solo tackles ... Did not play in loss at Florida State (9.25) ... Returned to the field against Georgia Tech (10.2), but did not have a tackle ... Played in loss to Navy (10.9), but did not record any statistics ... Tied for the team high with nine tackles and also had two pass breakups at Virginia Tech (10.16) ... Made first start of collegiate career at Maryland (10.30), making three tackles ... Had five stops in loss to Boston College (11.6) ... Recorded four tackles, with three solo stops, at NC State (11.13) ... Made one solo tackle against Clemson (11.20).

JOHNSON'S CAREER DEFENSIVE STATS

YEAR	G-GS	TT	UT	AT	TFL-YDS	QBS-YDS	FF/FR	PD	I/YDS
2010	10-4	28	17	11	0-0	0-0	0/0	2	0/0
TOTALS	10-4	28	17	11	0-0	0-0	0/0	2	0/0

JOHNSON'S GAME-BY-GAME DEFENSIVE STATS

DATE	OPPONENT	TT	UT	AT	PD	INT-YDS
9/2/10	PRESBYTERIAN	4	3	1	0	0-0
9/11/10	DUKE	0	0	0	0	0-0
9/18/10	at Stanford	2	2	0	0	0-0
9/25/10	at Florida State					
10/2/10	GEORGIA TECH	0	0	0	0	0-0
10/9/10	NAVY	0	0	0	0	0-0
10/16/10	at Virginia Tech	9	4	5	2	0-0
10/30/10	at Maryland	3	2	1	0	0-0
11/6/10	BOSTON COLLEGE	5	2	3	0	0-0
11/13/10	at NC State	4	3	1	0	0-0
11/20/10	CLEMSON	1	1	0	0	0-0
11/27/10	at Vanderbilt					





2010 DEMON DEACON FOOTBALL

GAME #12 ❖ WAKE FOREST AT VANDERBILT ❖ NOV. 27, 2010 ❖ VANDERBILT STADIUM



SKYLAR JONES #12
QB

6-1 • 190 • R-Jr. • 1L
Middletown, Ohio (Middletown)
Communication

2010 — Made first appearance of the season against Presbyterian (9.2), completing the only pass he threw and running three times for 12 yards ... Entered for the injured Brendan Cross against Georgia Tech (10.2) and threw for 105 yards on 9-of-20 passing, while having eight carries for 31 yards ... Entered in the second half against Maryland (10.30), completing one pass for two yards.

JONES' CAREER PASSING STATS

YEAR	G-GS	CMP	ATT	PCT	YDS	INT	TD	LP/OPPONENT
2009	1-0	0	0	0.0	0	0	0	0
2010	4-0	12	25	48.0	110	0	0	26/Georgia Tech
TOTALS	5-0	12	25	48.0	110	0	0	26/Georgia Tech

JONES' CAREER RUSHING STATS

YEAR	G-GS	NO	YDS	AVG	TD	LP/OPPONENT
2009	1-0	0	0	0	0	0
2010	4-0	11	43	3.9	0	16/Georgia Tech
TOTALS	5-0	11	43	3.9	0	16/Georgia Tech

JONES' GAME-BY-GAME PASSING STATS

DATE	OPPONENT	CMP	ATT	YDS	INT	TD	TD Pass
9/2/10	PRESBYTERIAN	1	1	3	0	0	--
9/11/10	DUKE			-DNP-			
9/18/10	at Stanford			-DNP-			
9/25/10	at Florida State			-DNP-			
10/2/10	GEORGIA TECH	9	20	105	0	0	--
10/9/10	NAVY			-DNP-			
10/16/10	at Virginia Tech	1	1	0	0	0	--
10/30/10	at Maryland	1	3	2	1	0	--
11/6/10	BOSTON COLLEGE			-DNP-			
11/13/10	at NC State			-DNP-			
11/20/10	CLEMSON			-DNP-			
11/27/10	at Vanderbilt						

JONES' GAME-BY-GAME RUSHING STATS

DATE	OPPONENT	ATT	YDS	AVG.	TD	TD Runs
9/2/10	PRESBYTERIAN	3	12	4.0	0	--
9/11/10	DUKE		-DNP-			
9/18/10	at Stanford		-DNP-			
9/25/10	at Florida State		-DNP-			
10/2/10	GEORGIA TECH	8	31	3.9	0	--
10/9/10	NAVY		-DNP-			
10/16/10	at Virginia Tech	0	0	0.0	0	--
10/30/10	at Maryland	0	0	0.0	0	--
11/6/10	BOSTON COLLEGE		-DNP-			
11/13/10	at NC State		-DNP-			
11/20/10	CLEMSON		-DNP-			
11/27/10	at Vanderbilt					

JONES' GAME-BY-GAME TOTAL OFFENSE STATS

DATE	OPPONENT	REC-TDs	PASS-TDs	RUSH-TDs	TOTAL-TDs
9/2/10	PRESBYTERIAN	0-0	3-0	12-0	15-0
9/11/10	DUKE		-DNP-		
9/18/10	at Stanford		-DNP-		
9/25/10	at Florida State		-DNP-		
10/2/10	GEORGIA TECH	0-0	105-0	31-0	136-0
10/9/10	NAVY		-DNP-		
10/16/10	at Virginia Tech	0-0	0-0	0-0	0-0
10/30/10	at Maryland	0-0	2-0	0-0	2-0
11/6/10	BOSTON COLLEGE		-DNP-		
11/13/10	at NC State		-DNP-		
11/20/10	CLEMSON		-DNP-		
11/27/10	at Vanderbilt				



DURAN LOWE #26
DB

5-11 • 210 • R-Fr. • RS
Plant City, Fla. (Plant City)
Undeclared

2010 — Appeared in first collegiate game against Presbyterian (9.2), making five solo tackles ... Had a tackle in the conference opener against Duke (9.11) ... Made a tackle against Stanford (9.18) and Florida State (9.25) ... Recorded three tackles in loss to Georgia Tech (10.2) ... Had an unassisted tackle vs. Navy (10.9) ... Played at Virginia Tech (10.16), but did not record any statistics ... Made four tackles at Maryland (10.30) ... Made first start of collegiate career against Boston College (11.6), finishing the game with six tackles ... Tied for the team high with six tackles at NC State (11.13) ... Had two solo stops against Clemson (11.20).

LOWE'S CAREER DEFENSIVE STATS

YEAR	G-GS	TT	UT	AT	TFL-YDS	QBS-YDS	FF/FR	PD	I/YDS
2010	11-3	30	18	12	0-0	0-0	0/0	0	0/0
TOTALS	11-3	30	18	12	0-0	0-0	0/0	0	0/0

LOWE'S GAME-BY-GAME DEFENSIVE STATS

DATE	OPPONENT	TT	UT	AT	PD	INT-YDS
9/2/10	PRESBYTERIAN	5	5	0	0	0-0
9/11/10	DUKE	1	0	1	0	0-0
9/18/10	at Stanford	1	1	0	0	0-0
9/25/10	at Florida State	1	0	1	0	0-0
10/2/10	GEORGIA TECH	3	2	1	0	0-0
10/9/10	NAVY	1	1	0	0	0-0
10/16/10	at Virginia Tech	0	0	0	0	0-0
10/30/10	at Maryland	4	0	4	0	0-0
11/6/10	BOSTON COLLEGE	6	3	3	0	0-0
11/13/10	at NC State	6	4	2	0	0-0
11/20/10	CLEMSON	2	2	0	0	0-0
11/27/10	at Vanderbilt					



DANIEL MACK #23
DB

6-0 • 195 • R-Fr. • RS
Miami, Fla. (Dade Christian)
Undeclared

2010 — Earned the start in collegiate debut against Presbyterian (9.2), notching two tackles ... Recorded three tackles in victory vs. Duke (9.11) ... Also had a tackle at Stanford (9.18) ... Had a pair of tackles against Florida State (9.25) ... Started against Georgia Tech (10.2) and had six tackles and a pass breakup ... Made five stops in loss to Navy (10.9) ... Had two tackles in loss at Virginia Tech (10.16) ... Recorded four tackles against Maryland (10.30) ... Picked off first career pass against Boston College (11.6) and also had two tackles ... Made two tackles against NC State (11.13) ... Intercepted a pass for second straight home game and made a season-high eight tackles vs. Clemson (11.20).

MACK'S CAREER DEFENSIVE STATS

YEAR	G-GS	TT	UT	AT	TFL-YDS	QBS-YDS	FF/FR	PD	I/YDS
2010	11-6	37	14	23	0-0	0-0	0/0	3	2/33
TOTALS	11-6	37	14	23	0-0	0-0	0/0	3	2/33

MACK'S GAME-BY-GAME DEFENSIVE STATS

DATE	OPPONENT	TT	UT	AT	PD	INT-YDS
9/2/10	PRESBYTERIAN	2	2	0	0	0-0
9/11/10	DUKE	3	1	2	0	0-0
9/18/10	at Stanford	1	1	0	0	0-0
9/25/10	at Florida State	2	1	1	0	0-0
10/2/10	GEORGIA TECH	6	2	4	1	0-0
10/9/10	NAVY	5	1	4	0	0-0
10/16/10	at Virginia Tech	2	0	2	0	0-0
10/30/10	at Maryland	4	2	2	0	0-0
11/6/10	BOSTON COLLEGE	2	0	2	1	1-16
11/13/10	at NC State	2	2	0	0	0-0
11/20/10	CLEMSON	8	2	6	1	1-17
11/27/10	at Vanderbilt					





2010 DEMON DEACON FOOTBALL

GAME #12 ❖ WAKE FOREST AT VANDERBILT ❖ NOV. 27, 2010 ❖ VANDERBILT STADIUM



A.J. MARSHALL #17 DB

5-11 • 180 • Fr. • HS
Durham, N.C. (Southern Durham)
Undeclared

2010 — Made collegiate debut against Presbyterian (9.2), recording two tackles ... Had four tackles, including three solo stops, in conference opener against Duke (9.11) ... Made first collegiate start at Stanford (9.18), recording one tackle ... Recorded three solo tackles and had a pass breakup against Florida State (9.25) ... Did not play against Georgia Tech (10.2) ... Had a pair of tackles vs. Navy (10.9) ... Earned the start at Virginia Tech (10.16), making a season-high seven tackles, including six solo stops ... Played against Maryland (10.30), Boston College (11.6) and NC State (11.13), but did not record any statistics ... Recorded first sack of collegiate career and had three tackles vs. Clemson (11.20).

MARSHALL'S CAREER DEFENSIVE STATS

YEAR	G-GS	TT	UT	AT	TFL-YDS	QBS-YDS	FF/FR	PD	I/YDS
2010	10-2	22	18	4	1.0-10	1.0-10	0/0	1	0/0
TOTALS	10-2	22	18	4	1.0-10	1.0-10	0/0	1	0/0

MARSHALL'S GAME-BY-GAME DEFENSIVE STATS

DATE	OPPONENT	TT	UT	AT	PD	INT-YDS
9/2/10	PRESBYTERIAN	2	1	1	0	0-0
9/11/10	DUKE	4	3	1	0	0-0
9/18/10	at Stanford	1	1	0	0	0-0
9/25/10	at Florida State	3	3	0	1	0-0
10/2/10	GEORGIA TECH			-DNP-		
10/9/10	NAVY	2	1	1	0	0-0
10/16/10	at Virginia Tech	7	6	1	0	0-0
10/30/10	at Maryland	0	0	0	0	0-0
11/6/10	BOSTON COLLEGE	0	0	0	0	0-0
11/13/10	at NC State	0	0	0	0	0-0
11/20/10	CLEMSON	3	3	0	0	0-0
11/27/10	at Vanderbilt					



JIMMY NEWMAN #82 P/PK

6-2 • 205 • So. • 1L
Oxford, Ala. (Oxford)
Undeclared

2010 — Tied for first in the ACC in PAT kicking percentage (100.0), third in field goal percentage (.900) and tied for eighth in field goals (0.9/gm) ... Perfect 27-for-27 on extra point attempts on the season and 61-for-61 in his career ... The 61 consecutive extra points made is the second longest streak in school history ... Has made 10 consecutive field goals, which ranks tied for the second-longest streak in school history ... Went 1-for-2 on field goal attempts in season opener against Presbyterian (9.2), converting from 36 yards out and missing a 43-yard field goal attempt ... Made a career-long, 48-yard field goal in loss at Stanford (9.18) ... Made a pair of field goals against Georgia Tech (10.2), including a 26-yard go-ahead field goal late in the fourth quarter ... Was a perfect 2-for-2 in field goals against Navy (10.9), converting from 31 and 45 yards ... Converted field goals from 37 and 39 yards against Boston College (11.6) ... Produced Wake's only points at NC State, converting a 19-yard field goal in the second quarter ... Made a 45-yard field goal and one extra point in loss to Clemson (11.20).

NEWMAN'S CAREER KICKING STATS

YEAR	FG-A	Pct.	0-19	20-29	30-39	40-49	50+	PAT	PTS
2009	11-17	64.7	0-0	6-6	2-4	3-4	0-3	34-34	67
2010	10-11	90.9	1-1	2-2	4-4	3-4	0-0	27-27	57
TOTALS	21-28	75.0	1-1	8-8	6-8	6-8	0-3	61-61	124

2009 Field Goal Sequence (Made/Missed):

BAYLOR: None
STANFORD: None
ELON: None
at Boston College: 51, 23
NC STATE: 27, 35, 23, 21
MARYLAND: None
at Clemson: 51, 28
at Navy: 40

MIAMI: 23, 42, 45, 60
at Georgia Tech: 35, 34
FLORIDA STATE: None
at Duke: 37, 44
2010 Field Goal Sequence (Made/Missed):
PRESBYTERIAN: 43, 36
DUKE: None
at Stanford: 48
at Florida State: None
GEORGIA TECH: 20, 26
NAVY: 45, 31
at Virginia Tech: None
at Maryland: None
BOSTON COLLEGE: 37, 39
at NC State: 19
CLEMSON: 45
at Vanderbilt:



KENNY OKORO #6 DB

6-0 • 195 • R-So. • 1L
Greensboro, N.C. (Dudley)
Health & Exercise Science

2010 — Tied for the team lead with four pass breakups and second on the team with two interceptions ... Had four tackles and a pass breakup in season opener vs. Presbyterian (9.2) ... Also returned a blocked PAT for two points against the Blue Hose ... Picked off a pass and made four tackles against Duke (9.11) ... Made five tackles, including four solo stops, at Stanford (9.18) ... Recorded four tackles, with a tackle for loss and a pass breakup at Florida State (9.25) ... Had a tackle and a pass breakup against Georgia Tech (10.2) ... Broke up a pass and had a tackle vs. Navy (10.9) ... Made four tackles at Virginia Tech (10.16) ... Made a career-high nine tackles, including seven solo stops, against Maryland (10.30) ... Played against Boston College (11.6), but did not record any statistics ... Picked off second pass of the season and added two tackles at NC State (11.13) ... Played against Clemson (11.20), but did not record any tackles.

OKORO'S CAREER DEFENSIVE STATS

YEAR	G-GS	TT	UT	AT	TFL-YDS	QBS-YDS	FF/FR	PD	I/YDS
2009	12-8	38	30	8	0.5-1	0-0	1/0	14	3/30
2010	11-7	34	28	6	1.0-1	0-0	0/0	6	2/1
TOTALS	23-15	72	58	14	1.5-2	0-0	1/0	20	5/31

OKORO'S GAME-BY-GAME DEFENSIVE STATS

DATE	OPPONENT	TT	UT	AT	PD	INT-YDS
9/5/09	BAYLOR	2	2	0	0	0-0
9/12/09	STANFORD	1	1	0	1	1-2
9/19/09	ELON	3	3	0	1	0-0
9/26/09	at Boston College	0	0	0	1	0-0
10/3/09	NC STATE	6	6	0	1	1-0
10/10/09	MARYLAND	4	3	1	1	0-0
10/17/09	at Clemson	3	2	1	1	0-0
10/24/09	at Navy	3	1	2	0	0-0
10/31/09	MIAMI	4	4	0	3	0-0
11/7/09	at Georgia Tech	3	2	1	1	1-28
11/14/09	FLORIDA STATE	5	4	1	1	0-0
11/28/09	at Duke	4	2	2	3	0-0

DATE	OPPONENT	TT	UT	AT	PD	INT-YDS
9/2/10	PRESBYTERIAN	4	4	0	1	0-0
9/11/10	DUKE	4	3	1	1	1-1
9/18/10	at Stanford	5	4	1	0	0-0
9/25/10	at Florida State	4	4	0	1	0-0
10/2/10	GEORGIA TECH	1	0	1	1	0-0
10/9/10	NAVY	1	1	0	1	0-0
10/16/10	at Virginia Tech	4	3	1	0	0-0
10/30/10	at Maryland	9	7	2	0	0-0
11/6/10	BOSTON COLLEGE	0	0	0	0	0-0
11/13/10	at NC State	2	2	0	1	1-0
11/20/10	CLEMSON	0	0	0	0	0-0
11/27/10	at Vanderbilt					





2010 DEMON DEACON FOOTBALL

GAME #12 ❖ WAKE FOREST AT VANDERBILT ❖ NOV. 27, 2010 ❖ VANDERBILT STADIUM



GELO #57
ORANGE DE

6-1 • 230 • R-Jr. • 2L
Naples, Fla. (Naples)
Communication

2010 — Made three tackles in season opener against Presbyterian (9.2) ... Recorded one tackle vs. Duke (9.11) ... Had a tackle in loss at Stanford (9.18) ... Added a tackle against Florida State (9.25) ... Made a career-high six tackles with half a tackle for loss vs. Georgia Tech (10.2) ... Tied for the team high with nine tackles against Navy (10.9), including two tackles for loss and seven unassisted stops ... Played against Maryland (10.30), Boston College (11.6), NC State (11.13) and Clemson (11.20), but did not record any statistics.

ORANGE'S CAREER DEFENSIVE STATS

YEAR	G-GS	TT	UT	AT	TFL-YDS	QBS-YDS	FF/FR	PD	I/YDS
2008	13-0	0	0	0	0-0	0-0	0/0	0	0/0
2009	12-5	32	17	15	4.0-30	3.0-27	0/0	0	0/0
2010	10-2	21	13	8	2.5-5	0-0	0/0	0	0/0
TOTALS	35-7	53	30	23	6.5-35	3.0-27	0/0	0	0/0

ORANGE'S GAME-BY-GAME DEFENSIVE STATS

DATE	OPPONENT	TT	UT	AT	TFL-YDS	QBS-YDS
8/28/08	at Baylor	0	0	0	0-0	0-0
9/6/08	OLE MISS	0	0	0	0-0	0-0
9/20/08	at Florida State	0	0	0	0-0	0-0
9/27/08	NAVY	0	0	0	0-0	0-0
10/9/08	CLEMSON	0	0	0	0-0	0-0
10/18/08	at Maryland	0	0	0	0-0	0-0
10/25/08	at Miami	0	0	0	0-0	0-0
11/1/08	DUKE	0	0	0	0-0	0-0
11/8/08	VIRGINIA	0	0	0	0-0	0-0
11/15/08	at NC State	0	0	0	0-0	0-0
11/22/08	BOSTON COLLEGE	0	0	0	0-0	0-0
11/29/08	VANDERBILT	0	0	0	0-0	0-0
12/20/08	vs. Navy (EagleBank)	0	0	0	0-0	0-0

DATE	OPPONENT	TT	UT	AT	TFL-YDS	QBS-YDS
9/5/09	BAYLOR	0	0	0	0-0	0-0
9/12/09	STANFORD	0	0	0	0-0	0-0
9/19/09	ELON	1	1	0	0-0	0-0
9/26/09	at Boston College	3	3	0	0-0	0-0
10/3/09	NC STATE	5	3	2	0-0	0-0
10/10/09	MARYLAND	4	2	2	0-0	0-0
10/17/09	at Clemson	3	0	3	0.5-1	0-0
10/24/09	at Navy	3	1	2	0.5-1	0.5-1
10/31/09	MIAMI	2	1	1	1.5-16	1.5-16
11/7/09	at Georgia Tech	5	3	2	1.0-10	1.0-10
11/14/09	FLORIDA STATE	2	1	1	0.5-2	0-0
11/28/09	at Duke	4	2	2	0-0	0-0

DATE	OPPONENT	TT	UT	AT	TFL-YDS	QBS-YDS
9/2/10	PRESBYTERIAN	3	2	1	0-0	0-0
9/11/10	DUKE	1	1	0	0-0	0-0
9/18/10	at Stanford	1	1	0	0-0	0-0
9/25/10	at Florida State	1	0	1	0-0	0-0
10/2/10	GEORGIA TECH	6	2	4	0.5-1	0-0
10/9/10	NAVY	9	7	2	2.0-4	0-0
10/16/10	at Virginia Tech				-DNP-	
10/30/10	at Maryland	0	0	0	0-0	0-0
11/6/10	BOSTON COLLEGE	0	0	0	0-0	0-0
11/13/10	at NC State	0	0	0	0-0	0-0
11/20/10	CLEMSON	0	0	0	0-0	0-0
11/27/10	at Vanderbilt					



ANDREW #80
PARKER TE

6-5 • 245 • Jr. • 2L
Jacksonville, Fla. (Bartram Trail)
Communication

2010 — Played in the first three games of the season, including a start in season-opener against Presbyterian (9.2), but did not catch a pass ... Made first reception of the season for seven yards against Florida State (9.25) ... Started, but did not catch a pass against Georgia Tech (10.2) ... Played, but did not record any statistics against Navy (10.9), Virginia Tech (10.16) and Maryland (10.30) ... Made one catch for four yards vs. Boston College (11.6) ... Caught one pass for nine yards at NC State (11.13) ... Had three receptions for 17 yards against Clemson (11.20).

PARKER'S CAREER RECEIVING STATS

YEAR	G-GS	NO	YDS	AVG	TD	LP/OPPONENT
2008	13-4	7	106	15.1	0	37/Duke
2009	10-6	9	90	10.0	2	22/Duke
2010	11-6	6	37	6.2	0	9/NC State
TOTALS	34-16	22	233	10.6	2	37/Duke

PARKER'S GAME-BY-GAME RECEIVING STATS

DATE	OPPONENT	REC	YDS	AVG.	TD	TD Rec
8/28/08	at Baylor	0	0	0.0	0	--
9/6/08	OLE MISS	0	0	0.0	0	--
9/20/08	at Florida State	2	55	27.5	0	--
9/27/08	NAVY	1	5	5.0	0	--
10/9/08	CLEMSON	0	0	0.0	0	--
10/18/08	at Maryland	0	0	0.0	0	--
10/25/08	at Miami	0	0	0.0	0	--
11/1/08	DUKE	1	37	37.0	0	--
11/8/08	VIRGINIA	0	0	0.0	0	--
11/15/08	at NC State	2	3	1.5	0	--
11/22/08	BOSTON COLLEGE	1	6	6.0	0	--
11/29/08	VANDERBILT	0	0	0.0	0	--
12/20/08	vs. Navy (EagleBank)	0	0	0.0	0	--

DATE	OPPONENT	REC	YDS	AVG.	TD	TD Rec
9/5/09	BAYLOR	2	7	3.5	1	5
9/12/09	STANFORD	0	0	0.0	0	--
9/19/09	ELON	0	0	0.0	0	--
9/26/09	at Boston College	0	0	0.0	0	--
10/3/09	NC STATE	1	13	13.0	0	--
10/10/09	MARYLAND	4	42	10.5	1	20
10/17/09	at Clemson	0	0	0.0	0	--
10/24/09	at Navy					-DNP-
10/31/09	MIAMI					-DNP-
11/7/09	at Georgia Tech	0	0	0.0	0	--
11/14/09	FLORIDA STATE	0	0	0.0	0	--
11/28/09	at Duke	2	28	14.0	0	--

DATE	OPPONENT	REC	YDS	AVG.	TD	TD Rec
9/2/10	PRESBYTERIAN	0	0	0.0	0	--
9/11/10	DUKE	0	0	0.0	0	--
9/18/10	at Stanford	0	0	0.0	0	--
9/25/10	at Florida State	1	7	7.0	0	--
10/2/10	GEORGIA TECH	0	0	0.0	0	--
10/9/10	NAVY	0	0	0.0	0	--
10/16/10	at Virginia Tech	0	0	0.0	0	--
10/30/10	at Maryland	0	0	0.0	0	--
11/6/10	BOSTON COLLEGE	1	4	4.0	0	--
11/13/10	at NC State	1	9	9.0	0	--
11/20/10	CLEMSON	3	17	5.7	0	--
11/27/10	at Vanderbilt					





2010 DEMON DEACON FOOTBALL

GAME #12 ❖ WAKE FOREST AT VANDERBILT ❖ NOV. 27, 2010 ❖ VANDERBILT STADIUM



BRANDON #22
PENDERGRASS RB

5-9 • 200 • R-Jr. • 2L
Royal Palm Beach, Fla. (Royal Palm Beach)
Communication

2010 — Carried the ball seven times for 38 yards and a touchdown in season opener against Presbyterian (9.2) ... Ran the ball for eight yards on two carries in ACC opener vs. Duke (9.11) ... Had five carries for 34 yards and also made one catch for three yards at Stanford (9.18) ... Eclipsed the 1,000-yard rushing mark against the Cardinal ... Carried the ball two times for three yards at Florida State (9.25) ... Scored second rushing touchdown of the season against Georgia Tech (10.2), carrying the ball five times for 13 yards ... Rushed the ball three times for 19 yards and had one reception for 17 yards vs. Navy (10.9).

PENDERGRASS' CAREER RUSHING STATS

YEAR	G-GS	NO	YDS	AVG	TD	LP/OPPONENT
2008	12-5	150	528	3.5	5	25/Miami
2009	12-0	83	399	4.8	1	76/Boston College
2010	6-0	24	115	4.8	2	16/Presbyterian
TOTALS	30-5	257	1,042	4.1	8	76/Boston College

PENDERGRASS' CAREER RECEIVING STATS

YEAR	G-GS	NO	YDS	AVG	TD	LP/OPPONENT
2008	12-5	19	125	6.6	0	22/Vanderbilt
2009	12-0	8	47	5.9	0	13/Miami
2010	6-0	2	20	10.0	0	19/Navy
TOTALS	30-5	29	192	6.6	0	22/Vanderbilt

PENDERGRASS' GAME-BY-GAME RUSHING STATS

DATE	OPPONENT	ATT	YDS	AVG.	TD	TD Runs
8/28/08	at Baylor	14	34	2.4	1	3
9/6/08	OLE MISS	8	49	6.2	1	12
9/20/08	at Florida State	7	-17	-2.4	0	--
9/27/08	NAVY	7	19	2.7	0	--
10/9/08	CLEMSON	12	33	2.7	0	--
10/18/08	at Maryland	2	-2	-1.0	0	--
10/25/08	at Miami	13	54	4.1	0	--
11/1/08	DUKE	21	64	3.0	1	2
11/8/08	VIRGINIA	27	110	4.1	1	1
11/15/08	at NC State	16	72	4.5	0	--
11/22/08	BOSTON COLLEGE	13	67	5.1	0	--
11/29/08	VANDERBILT	10	45	4.5	1	6
12/20/08	vs. Navy (EagleBank)					-DNP-

DATE	OPPONENT	ATT	YDS	AVG.	TD	TD Runs
9/5/09	BAYLOR	2	8	4.0	0	--
9/12/09	STANFORD	5	21	4.2	0	--
9/19/09	ELON	6	13	2.2	0	--
9/26/09	at Boston College	5	97	19.4	1	76
10/3/09	NC STATE	8	20	2.5	0	--
10/10/09	MARYLAND	12	47	3.9	0	--
10/17/09	at Clemson	7	21	3.0	0	--
10/24/09	at Navy	5	27	5.4	0	--
10/31/09	MIAMI	10	25	2.5	0	--
11/7/09	at Georgia Tech	11	30	2.7	0	--
11/14/09	FLORIDA STATE	5	60	12.0	0	--
11/28/09	at Duke	7	30	4.3	0	--

DATE	OPPONENT	ATT	YDS	AVG.	TD	TD Runs
9/2/10	PRESBYTERIAN	7	38	5.4	1	16
9/11/10	DUKE	2	8	4.0	0	--
9/18/10	at Stanford	5	34	6.8	0	--
9/25/10	at Florida State	2	3	1.5	0	--
10/2/10	GEORGIA TECH	5	13	2.6	1	1
10/9/10	NAVY	3	19	6.3	0	--
10/16/10	at Virginia Tech			-DNP-		
10/30/10	at Maryland			-DNP-		
11/6/10	BOSTON COLLEGE			-DNP-		
11/13/10	at NC State			-DNP-		
11/20/10	CLEMSON			-DNP-		
11/27/10	at Vanderbilt					

PENDERGRASS' GAME-BY-GAME RECEIVING STATS

DATE	OPPONENT	REC	YDS	AVG.	TD	TD Rec
8/28/08	at Baylor	1	6	6.0	0	--
9/6/08	OLE MISS	0	0	0.0	0	--
9/20/08	at Florida State	1	2	2.0	0	--
9/27/08	NAVY	3	14	4.7	0	--
10/9/08	CLEMSON	5	32	6.4	0	--
10/18/08	at Maryland	3	22	7.3	0	--
10/25/08	at Miami	0	0	0.0	0	--
11/1/08	DUKE	2	18	9.0	0	--
11/8/08	VIRGINIA	1	2	2.0	0	--
11/15/08	at NC State	1	2	2.0	0	--
11/22/08	BOSTON COLLEGE	1	5	5.0	0	--
11/29/08	VANDERBILT	1	22	22.0	0	--
12/20/08	vs. Navy (EagleBank)					-DNP-

DATE	OPPONENT	REC	YDS	AVG.	TD	TD Rec
9/5/09	BAYLOR	1	2	2.0	0	--
9/12/09	STANFORD	0	0	0.0	0	--
9/19/09	ELON	0	0	0.0	0	--
9/26/09	at Boston College	0	0	0.0	0	--
10/3/09	NC STATE	2	14	7.0	0	--
10/10/09	MARYLAND	0	0	0.0	0	--
10/17/09	at Clemson	0	0	0.0	0	--
10/24/09	at Navy	1	9	9.0	0	--
10/31/09	MIAMI	1	13	13.0	0	--
11/7/09	at Georgia Tech	1	2	2.0	0	--
11/14/09	FLORIDA STATE	0	0	0.0	0	--
11/28/09	at Duke	2	7	3.5	0	--

DATE	OPPONENT	REC	YDS	AVG.	TD	TD Rec
9/2/10	PRESBYTERIAN	0	0	0.0	0	--
9/11/10	DUKE	0	0	0.0	0	--
9/18/10	at Stanford	1	3	3.0	0	--
9/25/10	at Florida State	0	0	0.0	0	--
10/2/10	GEORGIA TECH	0	0	0.0	0	--
10/9/10	NAVY	1	17	17.0	0	--
10/16/10	at Virginia Tech					-DNP-
10/30/10	at Maryland					-DNP-
11/6/10	BOSTON COLLEGE					-DNP-
11/13/10	at NC State					-DNP-
11/20/10	CLEMSON					-DNP-
11/27/10	at Vanderbilt					-DNP-

PENDERGRASS' GAME-BY-GAME TOTAL OFFENSE STATS

DATE	OPPONENT	REC-TDs	PASS-TDs	RUSH-TDs	TOTAL-TDs
8/28/08	at Baylor	6-0	0-0	34-1	40-1
9/6/08	OLE MISS	0-0	0-0	49-1	49-1
9/20/08	at Florida State	2-0	0-0	(-17)-0	(-15)-0
9/27/08	NAVY	14-0	0-0	19-0	33-0
10/9/08	CLEMSON	32-0	0-0	33-0	65-0
10/18/08	at Maryland	22-0	0-0	(-2)-0	20-0
10/25/08	at Miami	0-0	0-0	54-0	54-0
11/1/08	DUKE	18-0	0-0	64-1	82-1
11/8/08	VIRGINIA	2-0	0-0	110-1	112-1
11/15/08	at NC State	2-0	0-0	72-0	74-0
11/22/08	BOSTON COLLEGE	5-0	0-0	67-0	72-0
11/29/08	VANDERBILT	22-0	0-0	45-1	67-1
12/20/08	vs. Navy (EagleBank)				-DNP-

DATE	OPPONENT	REC-TDs	PASS-TDs	RUSH-TDs	TOTAL-TDs
9/5/09	BAYLOR	2-0	0-0	8-0	10-0
9/12/09	STANFORD	0-0	0-0	21-0	21-0
9/19/09	ELON	0-0	0-0	13-0	13-0
9/26/09	at Boston College	0-0	0-0	97-1	97-1
10/3/09	NC STATE	14-0	0-0	20-0	34-0
10/10/09	MARYLAND	0-0	0-0	47-0	47-0
10/17/09	at Clemson	0-0	0-0	21-0	21-0
10/24/09	at Navy	9-0	0-0	27-0	36-0
10/31/09	MIAMI	13-0	0-0	25-0	38-0
11/7/09	at Georgia Tech	2-0	0-0	30-0	32-0
11/14/09	FLORIDA STATE	0-0	0-0	60-0	60-0
11/28/09	at Duke	7-0	0-0	30-0	37-0

DATE	OPPONENT	REC-TDs	PASS-TDs	RUSH-TDs	TOTAL-TDs
9/2/10	PRESBYTERIAN	0-0	0-0	38-1	38-1
9/11/10	DUKE	0-0	0-0	8-0	8-0
9/18/10	at Stanford	3-0	0-0	34-0	37-0
9/25/10	at Florida State	0-0	0-0	3-0	3-0
10/2/10	GEORGIA TECH	0-0	0-0	13-1	13-1
10/9/10	NAVY	17-0	0-0	19-0	36-0
10/16/10	at Virginia Tech				-DNP-
10/30/10	at Maryland				-DNP-
11/6/10	BOSTON COLLEGE				-DNP-
11/13/10	at NC State				-DNP-
11/20/10	CLEMSON				-DNP-
11/27/10	at Vanderbilt				-DNP-





2010 DEMON DEACON FOOTBALL

GAME #12 ❖ WAKE FOREST AT VANDERBILT ❖ NOV. 27, 2010 ❖ VANDERBILT STADIUM



SHANE POPHAM #37
P/PK

5-11 • 185 • R-Jr. • 2L
Crestview Hills, Ky. (Covington Catholic)
Business & Enterprise Management

2010 — Ranks ninth in the ACC in punting average (37.8/punt) ... Has placed 12 kicks inside the 20-yard line this season and 49 in his career ... Punted the ball five times in season opener against Presbyterian (9.2), averaging just more than 40 yards a kick with a long of 46 ... Averaged 42 yards a punt on five kicks with a long of 48 against Duke (9.11) ... Had five punts against Stanford (9.18), averaging 40 yards a punt with a long of 44 ... Had a season-long 52 yard punt and averaged 42.8 yards a kick with two kicks inside the 20-yard line against Florida State (9.25) ... Punted eight times against Georgia Tech (10.2), averaging 35 yards a kick with a long of 46 ... Placed three kicks inside the 20 vs. the Yellow Jackets ... Had four punts against Navy (10.9), including a career-long 63 yard boot ... Punted eight times at Virginia Tech (10.16), averaging 35.2 yards a kick ... Booted six punts at Maryland (10.30), averaging 32.7 yards a punt with a long of 44 ... Had three punts for 99 yards vs. Boston College (11.6) ... Punted seven times for 245 yards at NC State (11.13) ... Kicked seven punts against Clemson (11.20), placing one inside the 20-yard line.

POPHAM'S CAREER PUNTING STATS

YEAR	G	NO	YDS	AVG	IN20	LP/OPPONENT
2008	9	54	2115	39.2	19	59/Vanderbilt
2009	12	54	2098	38.9	18	57/Georgia Tech
2010	11	64	2365	37.0	12	63/Navy
TOTALS	32	172	6578	38.2	49	63/Navy

POPHAM'S CAREER KICKING STATS

YEAR	FG-A	Pct.	0-19	20-29	30-39	40-49	50+	PAT	PTS
2008	7-12	58.3	0-0	5-6	1-2	1-4	0-0	9-9	30
2009	1-2	50.0	0-0	1-1	0-1	0-0	0-0	6-6	9
2010	0-0	0.0	0-0	0-0	0-0	0-0	0-0	0-0	0
TOTALS	8-14	57.1	0-0	6-7	1-3	1-4	0-0	15-15	39

POPHAM'S GAME-BY-GAME PUNTING STATS

DATE	OPPONENT	NO	YDS	AVG.	IN20	Long
8/28/08	at Baylor			-DNP-		
9/6/08	OLE MISS			-DNP-		
9/20/08	at Florida State			-DNP-		
9/27/08	NAVY			-DNP-		
10/9/08	CLEMSON	5	173	34.6	4	42
10/18/08	at Maryland	9	331	36.8	2	48
10/25/08	at Miami	6	229	38.2	2	45
11/1/08	DUKE	4	146	36.5	0	45
11/8/08	VIRGINIA	8	371	46.4	3	50
11/15/08	at NC State	4	167	41.8	2	53
11/22/08	BOSTON COLLEGE	9	320	35.6	2	43
11/29/08	VANDERBILT	5	217	43.4	4	59
12/20/08	vs. Navy (EagleBank)	4	161	40.2	0	45

DATE	OPPONENT	NO	YDS	AVG.	IN20	Long
9/5/09	BAYLOR	2	70	35.0	0	47
9/12/09	STANFORD	4	166	41.5	2	49
9/19/09	ELON	5	182	36.4	2	40
9/26/09	at Boston College	4	159	39.8	1	44
10/3/09	NC STATE	2	71	35.5	2	40
10/10/09	MARYLAND	4	161	40.2	1	46
10/17/09	at Clemson	9	332	36.9	2	47
10/24/09	at Navy	6	203	33.8	0	39
10/31/09	MIAMI	4	165	41.2	2	45
11/7/09	at Georgia Tech	7	323	46.1	4	57
11/14/09	FLORIDA STATE	4	128	32.0	1	42
11/28/09	at Duke	3	138	46.0	1	53

DATE	OPPONENT	NO	YDS	AVG.	IN20	Long
9/2/10	PRESBYTERIAN	5	202	40.4	2	46
9/11/10	DUKE	5	211	42.2	0	48
9/18/10	at Stanford	5	200	40.0	1	44
9/25/10	at Florida State	6	257	42.8	2	52
10/2	GEORGIA TECH	8	280	35.0	3	46
10/9	NAVY	4	183	45.8	1	63
10/16	at Virginia Tech	8	282	35.2	2	42
10/30	at Maryland	6	196	32.7	0	44
11/6	BOSTON COLLEGE	3	99	33.0	0	36
11/13	at NC State	7	245	35.0	0	47
11/20	CLEMSON	7	210	30.0	1	41
11/27	at Vanderbilt					

2008 Field Goal Sequence (Made/Missed):

at Baylor: None
OLE MISS: None
at Florida State: None
NAVY: None
CLEMSON: 25, 22, 39, 32
at Maryland: 40, 47
at Miami: 24, 40
DUKE: 24, 44, 28
VIRGINIA: None
at NC State: 24
BOSTON COLLEGE: None
VANDERBILT: None
vs. Navy: None

2009 Field Goal Sequence (Made/Missed):

BAYLOR: None
STANFORD: 20, 33
ELON: None
at Boston College: None
NC STATE: None
MARYLAND: None
at Clemson: None
at Navy: None
MIAMI: None
at Georgia Tech: None
FLORIDA STATE: None
at Duke: None

2010 Field Goal Sequence (Made/Missed):

PRESBYTERIAN: None
DUKE: None
at Stanford: None
at Florida State: None
GEORGIA TECH: None
NAVY: None
at Virginia Tech: None
at Maryland: None
BOSTON COLLEGE: None
at NC State: None
CLEMSON: None
at Vanderbilt:



TANNER PRICE #11
QB

6-2 • 190 • Fr. • HS
Austin, Texas (Westlake)
Undeclared

2010 — First true freshman quarterback to play at Wake Forest since the 2000 season ... Ranks 10th in the ACC in passing yards (125.0/gm) and pass efficiency (107.4) ... Leads the team with 1,276 passing yards ... Made collegiate debut against Presbyterian (9.2), going 1-for-7 for four yards and rushing the ball three times for 17 yards ... Led Wake Forest to a win against Duke (9.11) by throwing three touchdown passes and going 12-for-19 with 190 yards ... Made first start at Stanford (9.18), rushing for 65 yards and a touchdown and throwing for 76 yards on 8-of-18 passing with an interception ... Threw for 35 yards on 6-for-12 passing with an interception and had eight carries for 16 yards ... Missed the game against Georgia Tech (10.2) due to injury ... Had best game of young career against Navy (10.9), throwing for 326 yards and two touchdowns on 37-of-53 passing ... Also had a rushing touchdown and nine yards against the Midshipmen ... Threw sixth touchdown pass of the season against Virginia Tech (10.16), finishing 3-for-16 with 92 yards ... Threw for 156 yards with one touchdown on 16-of-31 passing against Maryland (10.30) ... Passed for 177 yards on 18-of-30 passing with four interceptions vs. Boston College (11.6) ... Completed nine of 11 passes for 69 yards at NC State (11.13) ... Threw for 151 yards on 17-of-30 passing vs. Clemson (11.20).

PRICE'S CAREER PASSING STATS

YEAR	G-GS	CMP	ATT	PCT	YDS	INT	TD	LP/OPPONENT
2010	10-8	127	227	55.9	1276	8	7	78/Virginia Tech
TOTALS	10-8	127	227	55.9	1276	8	7	78/Virginia Tech

PRICE'S CAREER RUSHING STATS

YEAR	G-GS	NO	YDS	AVG	TD	LP/OPPONENT
2010	10-8	67	90	1.3	3	28/Stanford
TOTALS	10-8	67	90	1.3	3	28/Stanford





2010 DEMON DEACON FOOTBALL

GAME #12 ❖ WAKE FOREST AT VANDERBILT ❖ NOV. 27, 2010 ❖ VANDERBILT STADIUM

PRICE'S GAME-BY-GAME PASSING STATS

DATE	OPPONENT	CMP	ATT	YDS	INT	TD	TD Pass
9/2/10	PRESBYTERIAN	1	7	4	0	0	--
9/11/10	DUKE	12	19	190	1	3	13, 38, 23
9/18/10	at Stanford	8	18	76	1	0	--
9/25/10	at Florida State	6	12	35	1	0	--
10/2/10	GEORGIA TECH			-DNP-			
10/9/10	NAVY	37	53	326	0	2	11, 12
10/16/10	at Virginia Tech	3	16	92	0	1	78
10/30/10	at Maryland	16	31	156	1	1	8
11/6/10	BOSTON COLLEGE	18	30	177	4	0	--
11/13/10	at NC State	9	11	69	0	0	--
11/20/10	CLEMSON	17	30	151	0	0	--
11/27/10	at Vanderbilt						

PRICE'S GAME-BY-GAME RUSHING STATS

DATE	OPPONENT	ATT	YDS	AVG.	TD	TD Runs
9/2/10	PRESBYTERIAN	3	17	5.7	0	--
9/11/10	DUKE	10	56	5.6	1	1
9/18/10	at Stanford	16	65	4.1	1	28
9/25/10	at Florida State	8	16	2.0	0	--
10/2/10	GEORGIA TECH			-DNP-		
10/9/10	NAVY	2	9	4.5	1	1
10/16/10	at Virginia Tech	2	-1	-0.5	0	--
10/30/10	at Maryland	7	-35	-5.0	0	--
11/6/10	BOSTON COLLEGE	4	-17	-4.2	0	--
11/13/10	at NC State	6	-20	-3.3	0	--
11/20/10	CLEMSON	9	0	0.0	0	--
11/27/10	at Vanderbilt					

PRICE'S GAME-BY-GAME TOTAL OFFENSE STATS

DATE	OPPONENT	REC-TDs	PASS-TDs	RUSH-TDs	TOTAL-TDs
9/2/10	PRESBYTERIAN	0-0	4-0	17-0	21-0
9/11/10	DUKE	0-0	190-3	56-1	246-4
9/18/10	at Stanford	0-0	76-0	65-1	141-1
9/25/10	at Florida State	0-0	35-0	16-0	51-0
10/2/10	GEORGIA TECH		-DNP-		
10/9/10	NAVY	0-0	326-2	9-1	335-3
10/16/10	at Virginia Tech	0-0	92-1	(-1)-0	91-1
10/30/10	at Maryland	0-0	156-1	(-35)-0	121-1
11/6/10	BOSTON COLLEGE	0-0	177-0	(-17)-0	160-0
11/13/10	at NC State	0-0	69-0	(-20)-0	49-0
11/20/10	CLEMSON	0-0	151-0	0-0	151-0
11/27/10	at Vanderbilt				



CYHL #5
QUARLES DB

6-3 • 205 • R-Jr. • 2L
Tucker, Ga. (Meadowcreek)
Psychology

2010 — Ranks tied for 33rd in the ACC in tackles (5.4/gm) ... Third on the team with 61 tackles ... Tied for the team high with eight tackles, including a tackle for loss against Presbyterian (9.2) ... Made five tackles in ACC opener vs. Duke (9.11) ... Had a team-high eight tackles in loss at Stanford (9.18) ... Recorded five tackles against Florida State (9.25) ... Made three tackles against Georgia Tech (10.2) ... Picked off first pass of the season and made five tackles vs. Navy (10.9) ... Tied for the team high with nine tackles at Virginia Tech (10.16) ... Had four tackles against Maryland (10.30) ... Made three tackles in loss to Boston College (11.6) ... Recorded four solo tackles at NC State (11.13) ... Forced and recovered a fumble, while also making seven tackles against Clemson (11.20).

QUARLES' CAREER DEFENSIVE STATS

YEAR	G-GS	TT	UT	AT	TFL-YDS	QBS-YDS	FF/FR	PD	I/YDS
2008	13-0	5	3	2	0-0	0-0	0/0	0	0/0
2009	12-12	62	42	20	0-0	0-0	0/0	2	1/13
2010	11-6	61	37	24	1.5-4	0-0	1/1	1	1/0
TOTALS	36-18	128	82	46	1.5-4	0-0	1/1	3	2/13

QUARLES' GAME-BY-GAME DEFENSIVE STATS

DATE	OPPONENT	TT	UT	AT	PD	INT-YDS
8/28/08	at Baylor	0	0	0	0	0-0
9/6/08	OLE MISS	0	0	0	0	0-0
9/20/08	at Florida State	0	0	0	0	0-0
9/27/08	NAVY	0	0	0	0	0-0
10/9/08	CLEMSON	0	0	0	0	0-0
10/18/08	at Maryland	0	0	0	0	0-0
10/25/08	at Miami	0	0	0	0	0-0
11/1/08	DUKE	1	0	1	0	0-0
11/8/08	VIRGINIA	1	0	1	0	0-0
11/15/08	at NC State	0	0	0	0	0-0
11/22/08	BOSTON COLLEGE	1	1	0	0	0-0
11/29/08	VANDERBILT	0	0	0	0	0-0
12/20/08	vs. Navy (EagleBank)	2	0	2	0	0-0

DATE	OPPONENT	TT	UT	AT	PD	INT-YDS
9/5/09	BAYLOR	7	3	4	0	0-0
9/12/09	STANFORD	8	4	4	0	0-0
9/19/09	ELON	0	0	0	0	0-0
9/26/09	at Boston College	8	8	0	0	0-0
10/3/09	NC STATE	5	2	3	0	0-0
10/10/09	MARYLAND	7	6	1	0	0-0
10/17/09	at Clemson	6	3	3	0	0-0
10/24/09	at Navy	4	2	2	0	0-0
10/31/09	MIAMI	3	3	0	1	0-0
11/7/09	at Georgia Tech	5	3	2	0	0-0
11/14/09	FLORIDA STATE	4	4	0	1	1-13
11/28/09	at Duke	5	4	1	0	0

DATE	OPPONENT	TT	UT	AT	PD	INT-YDS
9/2/10	PRESBYTERIAN	8	7	1	0	0-0
9/11/10	DUKE	5	2	3	0	0-0
9/18/10	at Stanford	8	6	2	0	0-0
9/25/10	at Florida State	5	2	3	0	0-0
10/2/10	GEORGIA TECH	3	2	1	0	0-0
10/9/10	NAVY	5	4	1	1	1-0
10/16/10	at Virginia Tech	9	3	6	0	0-0
10/30/10	at Maryland	4	1	3	0	0-0
11/6/10	BOSTON COLLEGE	3	2	1	0	0-0
11/13/10	at NC State	4	4	0	0	0-0
11/20/10	CLEMSON	7	4	3	0	0-0
11/27/10	at Vanderbilt					



KRIS #54
REDDING DT

6-4 • 255 • R-Fr. • RS
Douglasville, Ga. (Whitefield Academy)
Undeclared

2010 — Made collegiate debut in season opener vs. Presbyterian (9.2) ... Had a tackle in conference opener against Duke (9.11) ... Added a tackle at Stanford (9.18) ... Recorded a tackle against Florida State (9.25) ... Played, but did not record any statistics at Virginia Tech (10.16) ... Made two tackles against Maryland (10.30) ... Played, but did not have a tackle against NC State (11.13) and Clemson (11.20).

REDDING'S CAREER DEFENSIVE STATS

YEAR	G-GS	TT	UT	AT	TFL-YDS	QBS-YDS	FF/FR	PD	I/YDS
2010	8-0	5	2	3	0-0	0-0	0/0	0	0/0
TOTALS	8-0	5	2	3	0-0	0-0	0/0	0	0/0

REDDING'S GAME-BY-GAME DEFENSIVE STATS

DATE	OPPONENT	TT	UT	AT	TFL-YDS	QBS-YDS
9/2/10	PRESBYTERIAN	0	0	0	0-0	0-0
9/11/10	DUKE	1	1	0	0-0	0-0
9/18/10	at Stanford	1	1	0	0-0	0-0
9/25/10	at Florida State	1	0	1	0-0	0-0
10/2/10	GEORGIA TECH				-DNP-	
10/9/10	NAVY				-DNP-	
10/16/10	at Virginia Tech	0	0	0	0-0	0-0
10/30/10	at Maryland	2	0	2	0-0	0-0
11/6/10	BOSTON COLLEGE				-DNP-	
11/13/10	at NC State	0	0	0	0-0	0-0
11/20/10	CLEMSON	0	0	0	0-0	0-0
11/27/10	at Vanderbilt					





2010 DEMON DEACON FOOTBALL

GAME #12 ❖ WAKE FOREST AT VANDERBILT ❖ NOV. 27, 2010 ❖ VANDERBILT STADIUM



KEVIN SMITH #95 DE

6-4 • 230 • R-So. • 1L
Plano, Texas (East)
Communication

2010 — Ranks tied for seventh in the ACC in fumbles forced (0.22/gm) ... Saw first action of the season against Duke (9.11), making three tackles ... Played against Stanford (9.18), but did not record a tackle ... Made four unassisted tackles in loss at Florida State (9.25) ... Saw time against Georgia Tech (10.2) and Navy (10.9), but did not record any statistics ... Had two solo tackles at Virginia Tech (10.16) ... Made first start of collegiate career at Maryland (10.30), making three tackles and forcing a fumble ... Had first sack of the season against Boston College (11.6), while also forcing a fumble and making five tackles ... Also blocked an extra point vs. the Eagles ... Recorded a career-high seven tackles, including 1.5 tackles for loss and half a sack against Clemson (11.20).

SMITH'S CAREER DEFENSIVE STATS

YEAR	G-GS	TT	UT	AT	TFL-YDS	QBS-YDS	FF/FR	PD	I/YDS
2009	12-0	8	4	4	1.0-6	1.0-6	0/0	0	0/0
2010	10-4	25	16	9	2.5-14	1.5-10	2/0	0	0/0
TOTALS	22-4	33	20	13	3.5-20	2.5-16	2/0	0	0/0

SMITH'S GAME-BY-GAME DEFENSIVE STATS

DATE	OPPONENT	TT	UT	AT	TFL-YDS	QBS-YDS
9/5/09	BAYLOR	0	0	0	0-0	0-0
9/12/09	STANFORD	0	0	0	0-0	0-0
9/19/09	ELON	2	1	1	0-0	0-0
9/26/09	at Boston College	0	0	0	0-0	0-0
10/3/09	NC STATE	0	0	0	0-0	0-0
10/10/09	MARYLAND	0	0	0	0-0	0-0
10/17/09	at Clemson	3	1	2	1.0-6	1.0-6
10/24/09	at Navy	0	0	0	0-0	0-0
10/31/09	MIAMI	0	0	0	0-0	0-0
11/7/09	at Georgia Tech	1	0	1	0-0	0-0
11/14/09	FLORIDA STATE	1	1	0	0-0	0-0
11/28/09	at Duke	1	1	0	0-0	0-0

DATE	OPPONENT	TT	UT	AT	TFL-YDS	QBS-YDS
9/2/10	PRESBYTERIAN			-DNP-		
9/11/10	DUKE	3	1	2	0-0	0-0
9/18/10	at Stanford	0	0	0	0-0	0-0
9/25/10	at Florida State	4	4	0	0-0	0-0
10/2/10	GEORGIA TECH	0	0	0	0-0	0-0
10/9/10	NAVY	0	0	0	0-0	0-0
10/16/10	at Virginia Tech	2	0	2	0-0	0-0
10/30/10	at Maryland	3	2	1	0-0	0-0
11/6/10	BOSTON COLLEGE	5	2	3	1.0-7	1.0-7
11/13/10	at NC State	1	1	0	0-0	0-0
11/20/10	CLEMSON	7	4	3	1.5-7	0.5-3
11/27/10	at Vanderbilt					



FRANK SOUZA #93 NG

6-4 • 285 • R-Fr. • RS
Ponte Vedra, Fla. (Nease)
Undeclared

2010 — Made collegiate debut against Presbyterian (9.2) ... Also saw time in ACC opener vs. Duke (9.11) and at Stanford (9.18) ... Recorded first tackles of collegiate career against Florida State (9.25), making three stops ... Started at Virginia Tech (10.16), making two tackles ... Had a season-high four tackles in loss at Maryland (10.30) ... Played against Boston College (11.6), but did not record any statistics ... Made one tackle in loss to Clemson (11.20).

SOUZA'S CAREER DEFENSIVE STATS

YEAR	G-GS	TT	UT	AT	TFL-YDS	QBS-YDS	FF/FR	PD	I/YDS
2010	8-2	10	2	8	0-0	0-0	0/0	0	0/0
TOTALS	8-2	10	2	8	0-0	0-0	0/0	0	0/0

SOUZA'S GAME-BY-GAME DEFENSIVE STATS

DATE	OPPONENT	TT	UT	AT	TFL-YDS	QBS-YDS
9/2/10	PRESBYTERIAN	0	0	0	0-0	0-0
9/11/10	DUKE	0	0	0	0-0	0-0
9/18/10	at Stanford	0	0	0	0-0	0-0
9/25/10	at Florida State	3	1	2	0-0	0-0
10/2/10	GEORGIA TECH					
10/9/10	NAVY					
10/16/10	at Virginia Tech	2	0	2	0-0	0-0
10/30/10	at Maryland	4	1	3	0-0	0-0
11/6/10	BOSTON COLLEGE					
11/13/10	at NC State					
11/20/10	CLEMSON	1	0	1	0-0	0-0
11/27/10	at Vanderbilt					



TED STACHITAS #13 QB

6-1 • 205 • R-So. • 1L
Ponte Vedra Beach, Fla. (Nease)
Psychology

2010 — Third on the team with 171 rushing yards ... Started the season opener vs. Presbyterian (9.2), throwing for 84 yards on 7-of-13 passing and rushing for 76 yards and a touchdown ... Ran for a team-best 77 yards and a TD in win over Duke (9.11) ... Missed the second half against the Blue Devils due to a bruised hand ... Entered for the injured Tanner Price against Florida State (9.25), going 5-for-5 for 47 yards and rushing 11 times for 19 yards ... Had seven rushing yards against Georgia Tech (10.2), but left the game early after suffering an injury in the first quarter.

STACHITAS' CAREER PASSING STATS

YEAR	G-GS	CMP	ATT	PCT	YDS	INT	TD	LP/OPPONENT
2009	1-0	0	0	0.0	0	0	0	0
2010	5-3	12	23	52.2	131	1	0	33/Presbyterian
TOTALS	6-3	12	23	52.2	131	1	0	33/Presbyterian

STACHITAS' CAREER RUSHING STATS

YEAR	G-GS	NO	YDS	AVG	TD	LP/OPPONENT
2009	1-0	0	0	0.0	0	0
2010	5-3	35	171	4.9	2	34/Presbyterian
TOTALS	6-3	35	171	4.9	2	34/Presbyterian

STACHITAS' GAME-BY-GAME PASSING STATS

DATE	OPPONENT	CMP	ATT	YDS	INT	TD	TD Pass
9/5/09	BAYLOR			-DNP-			
9/12/09	STANFORD			-DNP-			
9/19/09	ELON	0	0	0	0	0	--
9/26/09	at Boston College			-DNP-			
10/3/09	NC STATE			-DNP-			
10/10/09	MARYLAND			-DNP-			
10/17/09	at Clemson			-DNP-			
10/24/09	at Navy			-DNP-			
10/31/09	MIAMI			-DNP-			
11/7/09	at Georgia Tech			-DNP-			
11/14/09	FLORIDA STATE			-DNP-			
11/28/09	at Duke			-DNP-			

DATE	OPPONENT	CMP	ATT	YDS	INT	TD	TD Pass
9/2/10	PRESBYTERIAN	7	13	84	0	0	--
9/11/10	DUKE	0	4	0	1	0	--
9/18/10	at Stanford	0	0	0	0	0	--
9/25/10	at Florida State	5	5	47	0	0	--
10/2/10	GEORGIA TECH	0	1	0	0	0	--
10/9/10	NAVY			-DNP-			
10/16/10	at Virginia Tech			-DNP-			
10/30/10	at Maryland			-DNP-			
11/6/10	BOSTON COLLEGE			-DNP-			
11/13/10	at NC State			-DNP-			
11/20/10	CLEMSON			-DNP-			
11/27/10	at Vanderbilt						





2010 DEMON DEACON FOOTBALL

GAME #12 ❖ WAKE FOREST AT VANDERBILT ❖ NOV. 27, 2010 ❖ VANDERBILT STADIUM

STACHITAS' GAME-BY-GAME RUSHING STATS

DATE	OPPONENT	ATT	YDS	AVG.	TD	TD Rec
9/5/09	BAYLOR		-DNP-			
9/12/09	STANFORD		-DNP-			
9/19/09	ELON	0	0	0.0	0	--
9/26/09	at Boston College		-DNP-			
10/3/09	NC STATE		-DNP-			
10/10/09	MARYLAND		-DNP-			
10/17/09	at Clemson		-DNP-			
10/24/09	at Navy		-DNP-			
10/31/09	MIAMI		-DNP-			
11/7/09	at Georgia Tech		-DNP-			
11/14/09	FLORIDA STATE		-DNP-			
11/28/09	at Duke		-DNP-			

DATE	OPPONENT	ATT	YDS	AVG.	TD	TD Runs
9/2/10	PRESBYTERIAN	10	76	7.6	1	34
9/11/10	DUKE	9	77	8.5	1	23
9/18/10	at Stanford	3	-8	-2.7	0	--
9/25/10	at Florida State	11	19	1.7	0	--
10/2/10	GEORGIA TECH	2	7	3.5	0	--
10/9/10	NAVY		-DNP-			
10/16/10	at Virginia Tech		-DNP-			
10/30/10	at Maryland		-DNP-			
11/6/10	BOSTON COLLEGE		-DNP-			
11/13/10	at NC State		-DNP-			
11/20/10	CLEMSON		-DNP-			
11/27/10	at Vanderbilt		-DNP-			

STACHITAS' GAME-BY-GAME TOTAL OFFENSE STATS

DATE	OPPONENT	REC-TDs	PASS-TDs	RUSH-TDs	TOTAL-TDs
9/5/09	BAYLOR		-DNP-		
9/12/09	STANFORD		-DNP-		
9/19/09	ELON	0-0	0-0	0-0	0-0
9/26/09	at Boston College		-DNP-		
10/3/09	NC STATE		-DNP-		
10/10/09	MARYLAND		-DNP-		
10/17/09	at Clemson		-DNP-		
10/24/09	at Navy		-DNP-		
10/31/09	MIAMI		-DNP-		
11/7/09	at Georgia Tech		-DNP-		
11/14/09	FLORIDA STATE		-DNP-		
11/28/09	at Duke		-DNP-		

DATE	OPPONENT	REC-TDs	PASS-TDs	RUSH-TDs	TOTAL-TDs
9/2/10	PRESBYTERIAN	0-0	84-0	76-1	160-1
9/11/10	DUKE	0-0	0-0	77-1	77-1
9/18/10	at Stanford	0-0	0-0	(-8)-0	(-8)-0
9/25/10	at Florida State	0-0	47-0	19-0	66-0
10/2/10	GEORGIA TECH	0-0	0-0	7-0	7-0
10/9/10	NAVY		-DNP-		
10/16/10	at Virginia Tech		-DNP-		
10/30/10	at Maryland		-DNP-		
11/6/10	BOSTON COLLEGE		-DNP-		
11/13/10	at NC State		-DNP-		
11/20/10	CLEMSON		-DNP-		
11/27/10	at Vanderbilt		-DNP-		



ZACH THOMPSON #98 DE

6-5 • 255 • R-Fr. • RS
Ashburn, Va. (Stone Bridge)
Undeclared

2010 — Made collegiate debut in season opener vs. Presbyterian (9.2) and had three tackles ... Also saw action in conference opener against Duke (9.11) ... Had two tackles and half a tackle for loss at Stanford (9.18) ... Played at Virginia Tech (10.16), but did not record any statistics ... Made first start of collegiate career against Maryland (10.30) and had a season-high five tackles ... Recorded three tackles vs. Boston College (11.6) ... Had first career quarterback sack and made three tackles vs. Clemson (11.20).

THOMPSON'S CAREER DEFENSIVE STATS

YEAR	G-GS	TT	UT	AT	TFL-YDS	QBS-YDS	FF/FR	PD	I/YDS
2010	8-4	17	3	14	1.0-5	0.5-4	0/0	0	0/0
TOTALS	8-4	17	3	14	1.0-5	0.5-4	0/0	0	0/0

THOMPSON'S GAME-BY-GAME DEFENSIVE STATS

DATE	OPPONENT	TT	UT	AT	TFL-YDS	QBS-YDS
9/2/10	PRESBYTERIAN	3	1	2	0-0	0-0
9/11/10	DUKE	0	0	0	0-0	0-0
9/18/10	at Stanford	2	0	2	0.5-1	0-0
9/25/10	at Florida State				-DNP-	
10/2/10	GEORGIA TECH				-DNP-	
10/9/10	NAVY				-DNP-	
10/16/10	at Virginia Tech	0	0	0	0-0	0-0
10/30/10	at Maryland	5	0	5	0-0	0-0
11/6/10	BOSTON COLLEGE	3	0	3	0-0	0-0
11/13/10	at NC State	1	1	0	0-0	0-0
11/20/10	CLEMSON	3	1	2	0.5-4	0.5-4
11/27/10	at Vanderbilt					



NIKITA WHITLOCK #50 DT

5-11 • 235 • R-Fr. • RS
Wylie, Texas (Wylie)
Undeclared

2010 — Third on the team with eight tackles for loss ... Made collegiate debut against Presbyterian (9.2), starting at defensive tackle and recording three tackles, including a sack ... Had five tackles with one of those being for a loss in win vs. Duke (9.11) ... Started at defensive tackle at Stanford (9.18) ... Recorded a tackle against Florida State (9.25) ... Had a career-high 10 tackles with 2.5 tackles for loss and a forced fumble vs. Georgia Tech (10.2) ... Made five tackles in loss to Navy (10.9) and also had a pass breakup ... Recorded two solo tackles in loss at Virginia Tech (10.16) ... Had two tackles against Maryland (10.30) ... Made three tackles, including 2.5 tackles for loss and a sack, at NC State (11.13) ... Also had two pass breakups against the Wolfpack ... Recorded five tackles and had half a tackle for loss against Clemson (11.20).

WHITLOCK'S CAREER DEFENSIVE STATS

YEAR	G-GS	TT	UT	AT	TFL-YDS	QBS-YDS	FF/FR	PD	I/YDS
2010	11-11	41	18	23	8.0-28	2.0-15	1/0	3	0/0
TOTALS	11-11	41	18	23	8.0-28	2.0-15	1/0	3	0/0

WHITLOCK'S GAME-BY-GAME DEFENSIVE STATS

DATE	OPPONENT	TT	UT	AT	TFL-YDS	QBS-YDS
9/2/10	PRESBYTERIAN	3	2	1	1.0-3	1.0-3
9/11/10	DUKE	5	1	4	1.0-4	0-0
9/18/10	at Stanford	0	0	0	0-0	0-0
9/25/10	at Florida State	1	1	0	0-0	0-0
10/2/10	GEORGIA TECH	10	6	4	2.5-3	0-0
10/9/10	NAVY	5	2	3	0-0	0-0
10/16/10	at Virginia Tech	2	2	0	0-0	0-0
10/30/10	at Maryland	2	0	2	0-0	0-0
11/6/10	BOSTON COLLEGE	5	1	4	0.5-0	0-0
11/13/10	at NC State	3	2	1	2.5-14	1.0-12
11/20/10	CLEMSON	5	1	4	0.5-4	0-0
11/27/10	at Vanderbilt					



KYLE WILBER #97 DE

6-5 • 235 • R-Jr. • 2L
Apopka, Fla. (Apopka)
Sociology

2010 — Preseason third team All-ACC selection by Athlon Sports ... Ranks tied for second in the ACC in fumbles forced (0.3/gm), tied for fifth in tackles for loss (1.45/gm), tied for sixth in sacks (0.6/gm) and tied for 24th in tackles (6.0/gm) ... Tied for 18th nationally in tackles for loss and tied for 43rd in sacks ... Leads Wake Forest with 14.5 tackles for loss, six sacks and three forced fumbles ... Tied for the team lead with four pass breakups ... Second on the team with 62 tackles ... Opened the season with an impressive performance vs. Presbyterian (9.2), notching three sacks, five tackles for loss and a forced fumble to go along with eight tackles ... Also blocked a PAT against the Blue Hose ... Led Wake Forest with seven tackles in win against Duke (9.11) ... Had five tackles, three of them behind the line of scrimmage, against Stanford (9.18) ... Recorded a career-high 11 tackles, including three tackles for loss and two quarterback sacks, at Florida State (9.25) ... Also forced a fumble against the Seminoles ... Made four tackles with 1.5 tackle for loss and a forced fumble in loss vs. Georgia Tech (10.2) ... Had eight tackles and broke up a pass against Navy (10.9) ... Recorded five tackles with a tackle for loss and a pass breakup against Virginia Tech (10.16) ... Started at Maryland (10.30), but did not record any statistics ... Led the team with eight tackles against Boston College (11.6) ... Also blocked a field goal against the Eagles ... Had sixth sack of the season at NC State (11.13) ... Broke up a pass and had four tackles vs. Clemson (11.20).





2010 DEMON DEACON FOOTBALL

GAME #12 ❖ WAKE FOREST AT VANDERBILT ❖ NOV. 27, 2010 ❖ VANDERBILT STADIUM

WILBER'S CAREER DEFENSIVE STATS

YEAR	G-GS	TT	UT	AT	TFL-YDS	QBS-YDS	FF/FR	PD	I/YDS
2008	13-7	42	28	14	6.5-38	3.0-20	0/1	1	0/0
2009	5-4	18	8	10	3.0-10	1.0-8	0/1	0	0/0
2010	11-11	62	30	32	14.5-45	6.0-31	3/0	4	0/0
TOTALS	29-22	122	66	56	24.0-93	10.0-59	3/2	5	0/0

WILBER'S GAME-BY-GAME DEFENSIVE STATS

DATE	OPPONENT	TT	UT	AT	TFL-YDS	QBS-YDS
8/28/08	at Baylor	3	3	0	2.0-6	0-0
9/6/08	OLE MISS	0	0	0	0-0	0-0
9/20/08	at Florida State	3	2	1	0-0	0-0
9/27/08	NAVY	2	1	1	0-0	0-0
10/9/08	CLEMSON	2	2	0	1.0-12	0-0
10/18/08	at Maryland	3	2	1	0-0	0-0
10/25/08	at Miami	2	1	1	0-0	0-0
11/1/08	DUKE	5	2	3	1.0-3	1.0-3
11/8/08	VIRGINIA	1	1	0	1.0-12	1.0-12
11/15/08	at NC State	6	6	0	0-0	0-0
11/22/08	BOSTON COLLEGE	8	3	5	0.5-0	0-0
11/29/08	VANDERBILT	2	2	0	1.0-5	1.0-5
12/20/08	vs. Navy (EagleBank)	5	3	2	0-0	0-0

DATE	OPPONENT	TT	UT	AT	TFL-YDS	QBS-YDS
9/5/09	BAYLOR	3	1	2	1.0-8	1.0-8
9/12/09	STANFORD	3	2	1	0-0	0-0
9/19/09	ELON			-DNP-		
9/26/09	at Boston College			-DNP-		
10/3/09	NC STATE			-DNP-		
10/10/09	MARYLAND			-DNP-		
10/17/09	at Clemson			-DNP-		
10/24/09	at Navy			-DNP-		
10/31/09	MIAMI			-DNP-		
11/7/09	at Georgia Tech	8	3	5	1.0-1	0-0
11/14/09	FLORIDA STATE	1	0	1	0-0	0-0
11/28/09	at Duke	3	2	1	1.0-1	0-0

DATE	OPPONENT	TT	UT	AT	TFL-YDS	QBS-YDS
9/2/10	PRESBYTERIAN	8	6	2	5.0-17	3.0-13
9/11/10	DUKE	7	3	4	0-0	0-0
9/18/10	at Stanford	5	5	0	3.0-4	0-0
9/25/10	at Florida State	11	6	5	3.0-15	2.0-15
10/2/10	GEORGIA TECH	4	2	2	1.5-5	0-0
10/9/10	NAVY	8	3	5	0-0	0-0
10/16/10	at Virginia Tech	5	1	4	1.0-1	0-0
10/30/10	at Maryland	0	0	0	0-0	0-0
11/6/10	BOSTON COLLEGE	8	2	6	0-0	0-0
11/13/10	at NC State	2	2	0	1.0-3	1.0-3
11/20/10	CLEMSON	4	0	4	0-0	0-0
11/27/10	at Vanderbilt					



MARSHALL WILLIAMS #8 WR

6-1 • 190 • R-Sr. • 2L
Durham, N.C.
Psychology

CAREER — Became the 22nd Demon Deacon to record 100 receptions in a career vs. Maryland (10.30) ... Eclipsed 1,500 career receiving yards vs. Clemson (11.20) ... Ranks in a tie for 16th in school history with 108 career receptions.

2010 — Third on the team with 260 receiving yards ... Caught two passes for 39 yards in season opener vs. Presbyterian (9.2) ... Recorded three touchdowns in win against Duke (9.11), throwing an 81-yard TD pass and catching two touchdowns ... Finished with 51 receiving yards against the Blue Devils ... Made a catch for eight yards at Stanford (9.18) ... Had two receptions for 14 yards against Florida State (9.25) ... Caught one pass for 16 yards against Georgia Tech (10.2) ... Hauled in three passes for 12 yards vs. Navy (10.9) ... Started at Virginia Tech (10.16), but did not record any statistics ... Had a team-high 62 yards receiving on five catches against Maryland (10.30) ... Caught 100th career pass against the Terrapins ... Threw second touchdown pass of the season, a 41-yard strike to Chris Givens, against Boston College (11.6) ... Also had two catches for 10 yards vs. the Eagles ... Played, but did not record any statistics at NC State (11.13) ... Led the team with 48 receiving yards on four catches vs. Clemson (11.20).

WILLIAMS' CAREER RUSHING STATS

YEAR	G-GS	NO	YDS	AVG	TD	LP/OPPONENT
2007	1-0	0	0	0.0	0	0
2008	13-2	3	0	1.7	0	5/Virginia
2009	12-11	3	7	2.3	0	7/Miami
2010	11-11	0	0	0.0	0	0
TOTALS	37-24	6	7	1.2	0	7/Miami

WILLIAMS' CAREER RECEIVING STATS

YEAR	G-GS	NO	YDS	AVG	TD	LP/OPPONENT
2007	1-0	0	0	0.0	0	0
2008	13-2	26	390	15.0	2	64/NC State
2009	12-11	60	867	14.4	6	80/Elon
2010	11-11	22	260	11.8	2	38/Duke
TOTALS	37-24	108	1517	14.0	10	80/Elon

WILLIAMS' CAREER PASSING STATS

YEAR	G-GS	CMP	ATT	PCT	YDS	INT	TD	LP/OPPONENT
2007	1-0	0	0	0.0	0	0	0	0
2008	13-2	0	0	0.0	0	0	0	0
2009	12-11	3	3	100.0	52	0	0	20/Stanford
2010	11-11	2	3	66.7	122	0	2	81/Duke
TOTALS	37-24	5	6	83.3	174	0	2	81/Duke

WILLIAMS' GAME-BY-GAME RUSHING STATS

DATE	OPPONENT	ATT	YDS	AVG.	TD	TD Runs
8/28/08	at Baylor	1	4	4.0	0	--
9/6/08	OLE MISS	0	0	0.0	0	--
9/20/08	at Florida State	0	0	0.0	0	--
9/27/08	NAVY	0	0	0.0	0	--
10/9/08	CLEMSON	1	-9	-9.0	0	--
10/18/08	at Maryland	0	0	0.0	0	--
10/25/08	at Miami	0	0	0.0	0	--
11/1/08	DUKE	0	0	0.0	0	--
11/8/08	VIRGINIA	1	5	5.0	0	--
11/15/08	at NC State	0	0	0.0	0	--
11/22/08	BOSTON COLLEGE	0	0	0.0	0	--
11/29/08	VANDERBILT	0	0	0.0	0	--
12/20/08	vs. Navy (EagleBank)	0	0	0.0	0	--

DATE	OPPONENT	ATT	YDS	AVG.	TD	TD Runs
9/5/09	BAYLOR	0	0	0.0	0	--
9/12/09	STANFORD	0	0	0.0	0	--
9/19/09	ELON	0	0	0.0	0	--
9/26/09	at Boston College	0	0	0.0	0	--
10/3/09	NC STATE	0	0	0.0	0	--
10/10/09	MARYLAND	0	0	0.0	0	--
10/17/09	at Clemson	1	0	0.0	0	--
10/24/09	at Navy	1	0	0.0	0	--
10/31/09	MIAMI	1	7	7.0	0	--
11/7/09	at Georgia Tech	0	0	0.0	0	--
11/14/09	FLORIDA STATE	0	0	0.0	0	--
11/28/09	at Duke	0	0	0.0	0	--

DATE	OPPONENT	ATT	YDS	AVG.	TD	TD Runs
9/2/10	PRESBYTERIAN	0	0	0.0	0	--
9/11/10	DUKE	0	0	0.0	0	--
9/18/10	at Stanford	0	0	0.0	0	--
9/25/10	at Florida State	0	0	0.0	0	--
10/2/10	GEORGIA TECH	0	0	0.0	0	--
10/9/10	NAVY	0	0	0.0	0	--
10/16/10	at Virginia Tech	0	0	0.0	0	--
10/30/10	at Maryland	0	0	0.0	0	--
11/6/10	BOSTON COLLEGE	0	0	0.0	0	--
11/13/10	at NC State	0	0	0.0	0	--
11/20/10	CLEMSON	0	0	0.0	0	--
11/27/10	at Vanderbilt					

WILLIAMS' GAME-BY-GAME RECEIVING STATS

DATE	OPPONENT	REC	YDS	AVG.	TD	TD Rec
8/28/08	at Baylor	4	38	9.5	0	--
9/6/08	OLE MISS	2	30	15.0	1	24
9/20/08	at Florida State	3	57	19.0	0	--
9/27/08	NAVY	2	23	11.5	0	--
10/9/08	CLEMSON	2	34	17.0	0	--
10/18/08	at Maryland	0	0	0.0	0	--
10/25/08	at Miami	0	0	0.0	0	--
11/1/08	DUKE	2	50	25.0	0	--
11/8/08	VIRGINIA	1	9	9.0	0	--
11/15/08	at NC State	7	116	16.6	1	64
11/22/08	BOSTON COLLEGE	1	-1	-1.0	0	--
11/29/08	VANDERBILT	1	27	27.0	0	--
12/20/08	vs. Navy (EagleBank)	1	7	7.0	0	--





2010 DEMON DEACON FOOTBALL

GAME #12 ❖ WAKE FOREST AT VANDERBILT ❖ NOV. 27, 2010 ❖ VANDERBILT STADIUM

DATE	OPPONENT	REC	YDS	AVG.	TD	TD Rec
9/5/09	BAYLOR	4	42	10.5	0	--
9/12/09	STANFORD	2	14	7.0	0	--
9/19/09	ELON	2	93	46.5	1	80
9/26/09	at Boston College	12	180	15.0	1	16
10/3/09	NC STATE	6	72	12.0	2	4, 11
10/10/09	MARYLAND	6	71	11.8	1	10
10/17/09	at Clemson	2	13	6.5	0	--
10/24/09	at Navy	2	29	14.5	0	--
10/31/09	MIAMI	5	81	16.2	0	--
11/7/09	at Georgia Tech	8	111	13.9	0	--
11/14/09	FLORIDA STATE	3	42	14.0	0	--
11/28/09	at Duke	8	119	14.9	1	0

DATE	OPPONENT	REC	YDS	AVG.	TD	TD Rec
9/2/10	PRESBYTERIAN	2	39	19.5	0	--
9/11/10	DUKE	2	51	25.5	2	13, 38
9/18/10	at Stanford	1	8	8.0	0	--
9/25/10	at Florida State	2	14	7.0	0	--
10/2/10	GEORGIA TECH	1	16	16.0	0	--
10/9/10	NAVY	3	12	4.0	0	--
10/16/10	at Virginia Tech	0	0	0.0	0	--
10/30/10	at Maryland	5	62	12.4	0	--
11/6/10	BOSTON COLLEGE	2	10	5.0	0	--
11/13/10	at NC State	0	0	0.0	0	--
11/20/10	CLEMSON	4	48	12.0	0	--
11/27/10	at Vanderbilt					

WILLIAMS' GAME-BY-GAME PASSING STATS

DATE	OPPONENT	CMP	ATT	YDS	INT	TD	TD Pass
8/28/08	at Baylor	0	0	0	0	0	--
9/6/08	OLE MISS	0	0	0	0	0	--
9/20/08	at Florida State	0	0	0	0	0	--
9/27/08	NAVY	0	0	0	0	0	--
10/9/08	CLEMSON	0	0	0	0	0	--
10/18/08	at Maryland	0	0	0	0	0	--
10/25/08	at Miami	0	0	0	0	0	--
11/1/08	DUKE	0	0	0	0	0	--
11/8/08	VIRGINIA	0	0	0	0	0	--
11/15/08	at NC State	0	0	0	0	0	--
11/22/08	BOSTON COLLEGE	0	0	0	0	0	--
11/29/08	VANDERBILT	0	0	0	0	0	--
12/20/08	vs. Navy (EagleBank)	0	0	0	0	0	--

DATE	OPPONENT	CMP	ATT	YDS	INT	TD	TD Pass
9/5/09	BAYLOR	0	0	0	0	0	--
9/12/09	STANFORD	1	1	20	0	0	--
9/19/09	ELON	0	0	0	0	0	--
9/26/09	at Boston College	0	0	0	0	0	--
10/3/09	NC STATE	0	0	0	0	0	--
10/10/09	MARYLAND	0	0	0	0	0	--
10/17/09	at Clemson	1	1	15	0	0	--
10/24/09	at Navy	0	0	0	0	0	--
10/31/09	MIAMI	1	1	17	0	0	--
11/7/09	at Georgia Tech	0	0	0	0	0	--
11/14/09	FLORIDA STATE	0	0	0	0	0	--
11/28/09	at Duke	0	0	0	0	0	--

DATE	OPPONENT	CMP	ATT	YDS	INT	TD	TD Pass
9/2/10	PRESBYTERIAN	0	0	0	0	0	--
9/11/10	DUKE	1	1	81	0	1	81
9/18/10	at Stanford	0	0	0	0	0	--
9/25/10	at Florida State	0	0	0	0	0	--
10/2/10	GEORGIA TECH	0	0	0	0	0	--
10/9/10	NAVY	0	0	0	0	0	--
10/16/10	at Virginia Tech	0	0	0	0	0	--
10/30/10	at Maryland	0	0	0	0	0	--
11/6/10	BOSTON COLLEGE	1	1	41	0	1	41
11/13/10	at NC State	0	0	0	0	0	--
11/20/10	CLEMSON	0	1	0	0	0	--
11/27/10	at Vanderbilt						

WILLIAMS' GAME-BY-GAME TOTAL OFFENSE STATS

DATE	OPPONENT	REC-TDs	PASS-TDs	RUSH-TDs	TOTAL-TDs
8/28/08	at Baylor	38-0	0-0	4-0	42-0
9/6/08	OLE MISS	30-1	0-0	0-0	30-1
9/20/08	at Florida State	57-0	0-0	0-0	57-0
9/27/08	NAVY	23-0	0-0	0-0	23-0
10/9/08	CLEMSON	34-0	0-0	(-9)-0	25-0
10/18/08	at Maryland	0-0	0-0	0-0	0-0
10/25/08	at Miami	0-0	0-0	0-0	0-0
11/1/08	DUKE	50-0	0-0	0-0	50-0
11/8/08	VIRGINIA	9-0	0-0	5-0	14-0
11/15/08	at NC State	116-1	0-0	0-0	116-1

11/22/08	BOSTON COLLEGE	(-1)-0	0-0	0-0	(-1)-0
11/29/08	VANDERBILT	27-0	0-0	0-0	27-0
12/20/08	vs. Navy (EagleBank)	7-0	0-0	0-0	7-0

DATE	OPPONENT	REC-TDs	PASS-TDs	RUSH-TDs	TOTAL-TDs
9/5/09	BAYLOR	42-0	0-0	0-0	42-0
9/12/09	STANFORD	14-0	20-0	0-0	34-0
9/19/09	ELON	93-1	0-0	0-0	93-1
9/26/09	at Boston College	180-1	0-0	0-0	180-1
10/3/09	NC STATE	72-2	0-0	0-0	72-2
10/10/09	MARYLAND	71-1	0-0	0-0	71-1
10/17/09	at Clemson	13-0	15-0	0-0	28-0
10/24/09	at Navy	29-0	0-0	0-0	29-0
10/31/09	MIAMI	81-0	17-0	7-0	105-0
11/7/09	at Georgia Tech	111-0	0-0	0-0	111-0
11/14/09	FLORIDA STATE	42-0	0-0	0-0	42-0
11/28/09	at Duke	119-1	0-0	0-0	119-1

DATE	OPPONENT	REC-TDs	PASS-TDs	RUSH-TDs	TOTAL-TDs
9/2/10	PRESBYTERIAN	39-0	0-0	0-0	39-0
9/11/10	DUKE	51-2	81-1	0-0	132-3
9/18/10	at Stanford	8-0	0-0	0-0	8-0
9/25/10	at Florida State	14-0	0-0	0-0	14-0
10/2/10	GEORGIA TECH	16-0	0-0	0-0	16-0
10/9/10	NAVY	12-0	0-0	0-0	12-0
10/16/10	at Virginia Tech	0-0	0-0	0-0	0-0
10/30/10	at Maryland	62-0	0-0	0-0	62-0
11/6/10	BOSTON COLLEGE	10-0	41-1	0-0	51-1
11/13/10	at NC State	0-0	0-0	0-0	0-0
11/20/10	CLEMSON	48-0	0-0	0-0	48-0
11/27/10	at Vanderbilt				



MATT WOODLIEF #46 LB

5-11 • 260 • R-Sr. • 3L
Catawba, N.C. (Bandys)
Communication

2010 — Ranks tied for eighth in the ACC in tackles for loss (1.17/gm) and tied for 33rd in tackles (5.4/gm) ... Second on the team with 11.5 tackles for loss ... Made six tackles, including a tackle for loss, in season-opening win against Presbyterian (9.2) ... Recorded five tackles in conference opener vs. Duke (9.11) ... Had five solo tackles and a tackle for loss at Stanford (9.18) ... Made two tackles, including a half a tackle for loss, and also had a pass breakup against Florida State (9.25) ... Recorded eight tackles with three tackles for loss and a half a sack vs. Georgia Tech (10.2) ... Had six tackles with 1.5 tackles for loss against Navy (10.9) ... Made three tackles at Virginia Tech (10.16), including a tackle for loss ... Had seven tackles with half a tackle for loss against Maryland (10.30) ... Recorded six tackles, including two tackles for loss and a sack, against Boston College (11.6) ... Tied for the team high with six tackles at NC State (11.13) ... Made a tackle for loss and three solo tackles vs. Clemson (11.20).

WOODLIEF'S CAREER DEFENSIVE STATS

YEAR	G-GS	TT	UT	AT	TFL-YDS	QBS-YDS	FF/FR	PD	I/YDS
2007	13-0	19	8	11	1.5-3	0-0	0/0	0	0/0
2008	13-0	22	12	10	0.5-0	0-0	0/0	0	0/0
2009	12-12	52	27	25	1.5-4	1.0-3	2/0	3	0/0
2010	11-7	57	19	38	11.5-35	1.5-13	0/0	1	0/0
TOTALS	49-19	150	66	84	15.0-42	2.5-16	2/0	4	0/0

WOODLIEF'S GAME-BY-GAME DEFENSIVE STATS

DATE	OPPONENT	TT	UT	AT	TFL-YDS	QBS-YDS
9/1/07	at Boston College	2	1	1	0-0	0-0
9/8/07	NEBRASKA	0	0	0	0-0	0-0
9/15/07	ARMY	1	0	1	0-0	0-0
9/22/07	MARYLAND	2	1	1	0-0	0-0
10/6/07	at Duke	1	1	0	0-0	0-0
10/11/07	FLORIDA STATE	1	1	0	0-0	0-0
10/20/07	at Navy	4	1	3	1.0-2	0-0
10/27/07	NORTH CAROLINA	5	2	3	0-0	0-0
11/3/07	at Virginia	1	0	1	0.5-1	0-0
11/10/07	at Clemson	1	0	1	0-0	0-0
11/17/07	NC STATE	0	0	0	0-0	0-0
11/24/07	at Vanderbilt	0	0	0	0-0	0-0
12/29/07	vs. Connecticut (Meineke)	1	1	0	0-0	0-0





2010 DEMON DEACON FOOTBALL

GAME #12 ❖ WAKE FOREST AT VANDERBILT ❖ NOV. 27, 2010 ❖ VANDERBILT STADIUM

DATE	OPPONENT	TT	UT	AT	TFL-YDS	QBS-YDS
8/28/08	at Baylor	1	0	1	0-0	0-0
9/6/08	OLE MISS	2	1	1	0-0	0-0
9/20/08	at Florida State	2	2	0	0-0	0-0
9/27/08	NAVY	4	2	2	0-0	0-0
10/9/08	CLEMSON	1	1	0	0-0	0-0
10/18/08	at Maryland	2	2	0	0-0	0-0
10/25/08	at Miami	0	0	0	0-0	0-0
11/1/08	DUKE	3	2	1	0-0	0-0
11/8/08	VIRGINIA	3	0	3	0.5-0	0-0
11/15/08	at NC State	0	0	0	0-0	0-0
11/22/08	BOSTON COLLEGE	2	2	0	0-0	0-0
11/29/08	VANDERBILT	1	0	1	0-0	0-0
12/20/08	vs. Navy (EagleBank)	1	0	1	0-0	0-0
<hr/>						
DATE	OPPONENT	TT	UT	AT	TFL-YDS	QBS-YDS
9/5/09	BAYLOR	6	2	4	1.0-3	1.0-3
9/12/09	STANFORD	3	2	1	0-0	0-0
9/19/09	ELON	1	1	0	0-0	0-0
9/26/09	at Boston College	6	5	1	0-0	0-0
10/3/09	NC STATE	3	3	0	0-0	0-0
10/10/09	MARYLAND	4	1	3	0-0	0-0
10/17/09	at Clemson	2	1	1	0-0	0-0
10/24/09	at Navy	12	6	6	0.5-1	0-0
10/31/09	MIAMI	2	1	1	0-0	0-0
11/7/09	at Georgia Tech	6	3	3	0-0	0-0
11/14/09	FLORIDA STATE	3	1	2	0-0	0-0
11/28/09	at Duke	4	1	3	0-0	0-0
<hr/>						
DATE	OPPONENT	TT	UT	AT	TFL-YDS	QBS-YDS
9/2/10	PRESBYTERIAN	6	1	5	1.0-2	0-0
9/11/10	DUKE	5	1	4	0-0	0-0
9/18/10	at Stanford	5	5	0	1.0-2	0-0
9/25/10	at Florida State	2	0	2	0.5-2	0-0
10/2/10	GEORGIA TECH	8	2	6	3.0-8	0.5-3
10/9/10	NAVY	6	2	4	1.5-5	0-0
10/16/10	at Virginia Tech	3	0	3	1.0-2	0-0
10/30/10	at Maryland	7	0	7	0.5-0	0-0
11/6/10	BOSTON COLLEGE	6	4	2	2.0-11	1.0-10
11/13/10	at NC State	6	1	5	0-0	0-0
11/20/10	CLEMSON	3	3	0	1.0-3	0-0
11/27/10	at Vanderbilt					





2010 DEMON DEACON FOOTBALL

GAME #12 ❖ WAKE FOREST AT VANDERBILT ❖ NOV. 27, 2010 ❖ VANDERBILT STADIUM

THE LAST TIME...

A kickoff was returned for a touchdown:

WAKE: Kevin Marion vs. UNC, Oct. 27, 2007 (98 yds)
OPP: C.J. Spiller, at Clemson, Nov. 10, 2007 (90 yds)

A punt was returned for a touchdown:

WAKE: Kenny Moore vs. Army, Sept. 15, 2007 (55 yds)
OPP: Greg Reid, Florida State, Nov. 14, 2009 (68 yds)

An interception was returned for a touchdown:

WAKE: Alex Frye vs. Presbyterian, Sept. 2, 2010 (44 yds)
OPP: Ryan Donohue, Maryland, Oct. 30, 2010 (25 yds)

A fumble was recovered for a touchdown:

WAKE: Chris Givens, vs. Duke, Sept. 11, 2010 (18 yds)
OPP: Rashawn King, vs. Navy, Dec. 20, 2008 (50 yds)

A safety was recorded:

WAKE: vs. Duke, Nov. 2, 2008
OPP: Duke, Oct. 6, 2007

A shutout was recorded:

WAKE: Wake Forest 30, Florida State 0, Nov. 11, 2006
OPP: Florida State 31, Wake Forest 0, Sept. 25, 2010

A tie game was played:

WAKE: Wake Forest 17, Rice 17, Sept. 30, 1989

An overtime game was played:

WAKE: Nov. 7, 2009, at Georgia Tech (Georgia Tech 30, Wake Forest 27, 1 OT)

A run went for 50+ yards:

WAKE: Josh Harris, at Virginia Tech, Oct. 16, 2010 (87 yds)
OPP: Jaime Harper, Clemson, Nov. 20, 2010 (63 yds)

A pass reception went for 50+ yards:

WAKE: Tanner Price to Chris Givens, at Virginia Tech, Oct. 16, 2010 (78 yds)
OPP: Russell Wilson to Jarvis Williams at NC State, Nov. 13 2010 (50 yds)

An individual rushed for 100+ yards in a game:

WAKE: Josh Harris, at Virginia Tech, Oct. 16, 2010 (241 yds)
OPP: Jaime Harper, Clemson, Nov. 20, 2010 (142 yds)

An individual rushed for 200+ yards in a game:

WAKE: Josh Harris, at Virginia Tech, Oct. 16, 2010 (241 yds)
OPP: Ronnie McGill, at UNC, Nov. 8, 2003 (244 yds)

Two teammates each rushed for 100+ yards in a game:

WAKE: vs. East Carolina (Chris Barclay 210, Micah Andrews 142), Sept. 17, 2005
OPP: at Maryland (Harold Wesley 120, Buddy Rogers 106), Oct. 19, 1996

An individual passed for 300+ yards in a game:

WAKE: Tanner Price, vs. Navy, Oct. 10, 2010 (326 yds)
OPP: Russell Wilson, at NC State, Nov. 13, 2010 (300 yds)

An individual passed for 400+ yards in a game:

WAKE: Brian Kuklick vs. NC State, Nov. 7, 1998 (411 yds)
OPP: Matt Ryan, Boston College, Sept. 1, 2007 (408 yds)

An individual completed 20+ passes in a game:

WAKE: Tanner Price, vs. Navy, Oct. 9, 2010 (37)
OPP: Russell Wilson, NC State, Nov. 13, 2010 (24)

An individual completed 30+ passes in a game:

WAKE: Tanner Price, vs. Navy, Oct. 9, 2010 (37)
OPP: Matt Ryan, Boston College, Sept. 1, 2007 (32)

An individual completed 40+ passes in a game:

WAKE: Rusty LaRue vs. NC State, Nov. 18, 1995 (50)
OPP: Matt Ryan, Boston College, Nov. 4, 2006 (40)

An individual made 8+ receptions in a game:

WAKE: Devon Brown, vs. Navy, Oct. 9, 2010 (10)
OPP: Jarrett Boykin, Virginia Tech, Oct. 16, 2010 (8)

An individual had 100+ receiving yards in a game:

WAKE: Chris Givens, vs. Duke, Sept. 11, 2010 (159)
OPP: Owen Spencer (138 yds) at NC State, Nov. 13, 2010

An individual had 200+ receiving yards in a game:

WAKE: John Henry Mills at Duke, Nov. 30, 1990 (230 yds)
OPP: Eddie Goines, NC State, Sept. 11, 1993 (207 yds)

An individual scored three touchdowns in a game:

WAKE: Chris Barclay vs. East Carolina, Sept. 17, 2005 (4)
OPP: Montel Harris, Boston College, Nov. 6, 2010 (3)

An individual scored four touchdowns in a game:

WAKE: Chris Barclay vs. East Carolina, Sept. 17, 2005 (4)
OPP: C. Brockington, Connecticut, Nov. 15, 2003 (4)

A 50-yard field goal was kicked:

WAKE: Sam Swank at Clemson, Nov. 10, 2007 (52 yds)
OPP: Will Snyderwine, at Duke, Nov. 28, 2009 (51 yds)

A team rushed for 200+ yards in a game:

WAKE: at Virginia Tech, Oct. 16, 2010 (254 yds)
OPP: at Maryland, Oct. 30, 2010 (261 yds)

A team rushed for 300+ yards in a game:

WAKE: vs. Presbyterian, Sept. 2, 2010 (415 yds)
OPP: at Stanford, Sept. 18, 2010 (303 yds)

A team rushed for 400+ yards in a game:

WAKE: vs. Presbyterian, Sept. 2, 2010 (415 yds)
OPP: at Georgia Tech, Nov. 7, 2009 (412 yds)

A team rushed for 500+ yards in a game:

WAKE: vs. Tulsa, Oct. 16, 1971 (528 yds)
OPP: at Clemson, Oct. 31, 1981 (536 yds)

A team rushed for less than 100 yards in a game:

WAKE: vs. Clemson, Nov. 20, 2010 (54 yds)
OPP: at NC State, Nov. 13, 2010 (59 yds)

A team passed for 300+ yards in a game:

WAKE: vs. Navy, Oct. 9, 2010 (326 yds)
OPP: at NC State, Nov. 13, 2010 (300 yds)

A team passed for 400+ yards in a game:

WAKE: vs. Miami, Oct. 31, 2009 (408 yds)
OPP: Boston College, Sept. 1, 2007 (408 yds)

A team passed for less than 100 yards in a game:

WAKE: at NC State, Nov. 13, 2010 (69 yds)
OPP: vs. Navy, Oct. 9, 2010 (94 yds)

A team had 500 yards in total offense:

WAKE: vs. Duke, Sept. 11, 2010 (500 yds)
OPP: at Virginia Tech, Oct. 16, 2010 (605 yds)

A team had 600 yards in total offense:

WAKE: vs. North Carolina, Oct. 26, 1968 (632 yds)
OPP: at Virginia Tech, Oct. 16, 2010 (605 yds)

A team had 700 yards in total offense:

WAKE: Never
OPP: at Florida State, Oct. 14, 1995 (749 yds)

A team had less than 300 yards in total offense:

WAKE: vs. Clemson, Nov. 20, 2010 (205 yds)
OPP: vs. Boston College, Nov. 6, 2010 (298 yds)

A team had less than 200 yards in total offense:

WAKE: at NC State, Nov. 13, 2010 (188 yds)
OPP: vs. Clemson, Oct. 9, 2008 (198 yds)

An individual kicked three field goals:

WAKE: Jimmy Newman vs. NC State, Oct. 3, 2009 (3)
OPP: Chris Catazaro, Clemson, Nov. 20, 2010 (3)

An individual had 2+ interceptions:

WAKE: Alex Frye vs. Duke, Sept. 11, 2010 (2)
OPP: W. Braxton, Navy, Nov. 23, 2002 (2)

A field goal was blocked:

WAKE: Kyle Wilber vs. Boston College, Nov. 6, 2010
OPP: vs. Duke, Oct. 30, 2004

A punt was blocked:

WAKE: Gelo Orange vs. Elon, Sept. 19, 2009
OPP: Nick Peterson, at Maryland, Oct. 30, 2010

A PAT was blocked:

WAKE: Kevin Smith, vs. Boston College, Nov. 6, 2010
OPP: Michael Waddell at North Carolina, Nov. 8, 2003

A team scored a defensive PAT:

WAKE: vs. Presbyterian, Sept. 2, 2010
OPP: at North Carolina, Nov. 8, 2003

Multiple blocked kicks in the same game:

WAKE: Kyle Wilber blocked a FG and Kevin Smith blocked at PAT vs. Boston College, Nov. 6, 2010
OPP: at Maryland, two punts blocked, Oct. 30, 2010

A team did not punt in a game:

WAKE: Not since 1946
OPP: at Clemson, Oct. 31, 1981

A player scored a touchdown on his birthday:

WAKE: Josh Adams vs. Maryland, Sept. 22, 2007





2010 DEMON DEACON FOOTBALL

GAME #12 ❖ WAKE FOREST AT VANDERBILT ❖ NOV. 27, 2010 ❖ VANDERBILT STADIUM

2010 OPPONENTS' SCHEDULES & RESULTS

PRESBYTERIAN BLUE HOSE (2-9, 1-5 BIG SOUTH)

Sept. 2	at Wake Forest	L, 13-53
Sept. 11	at Clemson	L, 21-58
Sept. 18	at The Citadel	L, 14-26
Sept. 25	NORTH GREENVILLE	L, 17-34
Oct. 2	at VMI	L, 13-24
Oct. 16	COASTAL CAROLINA	L, 7-35
Oct. 23	at Gardner-Webb	W, 26-24
Oct. 30	LIBERTY	L, 24-34
Nov. 6	STONY BROOK	L, 7-37
Nov. 13	at Charleston Southern	L, 39-42
Nov. 20	DAVIDSON	W, 42-6

DUKE BLUE DEVILS (3-8, 1-6 ACC)

Sept. 4	ELON	W, 41-27
Sept. 11	at Wake Forest	L, 48-54
Sept. 18	ALABAMA	L, 13-62
Sept. 25	ARMY	L, 21-35
Oct. 2	at Maryland	L, 16-21
Oct. 16	MIAMI	L, 13-28
Oct. 23	at Virginia Tech	L, 7-44
Oct. 30	at Navy	W, 34-31
Nov. 6	VIRGINIA	W, 55-48
Nov. 13	BOSTON COLLEGE	L, 16-21
Nov. 20	at Georgia Tech	L, 20-30
Nov. 27	NORTH CAROLINA	3:30

STANFORD CARDINAL (10-1, 7-1 PAC 10)

Sept. 4	SACRAMENTO STATE	W, 52-17
Sept. 11	at UCLA	W, 35-0
Sept. 18	WAKE FOREST	W, 68-24
Sept. 25	at Notre Dame	W, 37-14
Oct. 2	at Oregon	L, 31-52
Oct. 9	SOUTHERN CAL	W, 37-35
Oct. 23	WASHINGTON STATE	W, 38-28
Oct. 30	at Washington	W, 41-0
Nov. 6	ARIZONA	W, 42-17
Nov. 13	at Arizona State	W, 17-13
Nov. 20	at California	W, 48-14
Nov. 27	OREGON STATE	TBA

FLORIDA STATE SEMINOLES (8-3, 6-2 ACC)

Sept. 4	SAMFORD	W, 59-6
Sept. 11	at Oklahoma	L, 17-47
Sept. 18	BYU	W, 34-10
Sept. 25	WAKE FOREST	W, 31-0
Oct. 2	at Virginia	W, 34-14
Oct. 9	at Miami	W, 45-17
Oct. 16	BOSTON COLLEGE	W, 24-19
Oct. 28	at NC State	L, 24-28
Nov. 6	NORTH CAROLINA	L, 35-37
Nov. 13	CLEMSON	W, 16-13
Nov. 20	at Maryland	W, 30-16
Nov. 27	FLORIDA	3:30

GEORGIA TECH YELLOW JACKETS (6-5, 5-4 ACC)

Sept. 4	SOUTH CAROLINA STATE	W, 41-10
Sept. 11	at Kansas	L, 25-28
Sept. 18	at North Carolina	W, 30-24
Sept. 25	NC STATE	L, 28-45
Oct. 2	at Wake Forest	W, 24-20
Oct. 9	VIRGINIA	W, 33-21
Oct. 16	MIDDLE TENNESSEE ST.	W, 42-14
Oct. 23	at Clemson	L, 13-27
Nov. 4	at Virginia Tech	L, 21-28
Nov. 13	MIAMI	L, 10-35
Nov. 20	DUKE	W, 30-20
Nov. 27	at Georgia	7:45

NAVY MIDSHIPMEN (8-3)

Sept. 6	vs. Maryland	L, 14-17
Sept. 11	GEORGIA SOUTHERN	W, 13-7
Sept. 18	at Louisiana Tech	W, 37-23
Oct. 2	at Air Force	L, 6-14
Oct. 9	at Wake Forest	W, 28-27
Oct. 16	SMU	W, 28-21
Oct. 23	vs. Notre Dame	W, 35-17
Oct. 30	DUKE	L, 31-34
Nov. 6	at East Carolina	W, 76-35
Nov. 13	CENTRAL MICHIGAN	W, 38-37
Nov. 20	ARKANSAS STATE	W, 35-19
Dec. 11	vs. Army	2:30

VIRGINIA TECH HOKIES (9-2, 7-0 ACC)

Sept. 6	vs. Boise State	L, 30-33
Sept. 11	JAMES MADISON	L, 16-21
Sept. 18	EAST CAROLINA	W, 49-27
Sept. 25	at Boston College	W, 19-0
Oct. 2	at NC State	W, 41-30
Oct. 9	CENTRAL MICHIGAN	W, 45-21
Oct. 16	WAKE FOREST	W, 52-21
Oct. 23	DUKE	W, 44-7
Nov. 4	GEORGIA TECH	W, 28-21
Nov. 13	at North Carolina	W, 26-10
Nov. 20	at Miami	W, 31-17
Nov. 27	VIRGINIA	12:00

MARYLAND TERRAPINS (7-4, 4-3 ACC)

Sept. 6	vs. Navy	W, 17-14
Sept. 11	MORGAN STATE	W, 62-3
Sept. 18	at West Virginia	L, 17-31
Sept. 25	FLORIDA INTERNATIONAL	W, 42-28
Oct. 2	DUKE	W, 21-16
Oct. 16	at Clemson	L, 7-31
Oct. 23	at Boston College	W, 24-21
Oct. 30	WAKE FOREST	W, 62-14
Nov. 6	at Miami	L, 20-26
Nov. 13	at Virginia	W, 42-23
Nov. 20	FLORIDA STATE	L, 16-30
Nov. 27	NC STATE	3:30

BOSTON COLLEGE EAGLES (6-5, 4-4 ACC)

Sept. 4	WEBER STATE	W, 38-20
Sept. 11	KENT STATE	W, 26-13
Sept. 25	VIRGINIA TECH	L, 0-19
Oct. 2	NOTRE DAME	L, 13-31
Oct. 9	at NC State	L, 17-44
Oct. 16	at Florida State	L, 19-24
Oct. 23	MARYLAND	L, 21-24
Oct. 30	CLEMSON	W, 16-10
Nov. 6	at Wake Forest	W, 23-13
Nov. 13	at Duke	W, 21-16
Nov. 20	VIRGINIA	W, 17-13
Nov. 27	vs. Syracuse	12:00

NC STATE WOLFPACK (8-3, 5-2 ACC)

Sept. 4	WESTERN CAROLINA	W, 48-7
Sept. 11	at Central Florida	W, 28-21
Sept. 16	CINCINNATI	W, 30-19
Sept. 25	at Georgia Tech	W, 45-28
Oct. 2	VIRGINIA TECH	L, 30-41
Oct. 9	BOSTON COLLEGE	W, 44-17
Oct. 16	at East Carolina	L, 27-33 (ot)
Oct. 28	FLORIDA STATE	W, 28-24
Nov. 6	at Clemson	L, 13-14
Nov. 13	WAKE FOREST	W, 38-3
Nov. 20	at North Carolina	W, 29-25
Nov. 27	at Maryland	3:30

CLEMSON TIGERS (6-5, 4-4 ACC)

Sept. 4	NORTH TEXAS	W, 35-10
Sept. 11	PRESBYTERIAN	W, 58-21
Sept. 18	at Auburn	L, 24-27 (OT)
Oct. 2	MIAMI	L, 21-30
Oct. 9	at North Carolina	L, 16-21
Oct. 16	MARYLAND	W, 31-7
Oct. 23	GEORGIA TECH	W, 27-13
Oct. 30	at Boston College	L, 10-16
Nov. 6	NC STATE	W, 14-13
Nov. 13	at Florida State	L, 13-16
Nov. 20	at Wake Forest	W, 30-10
Nov. 27	SOUTH CAROLINA	7:00

VANDERBILT COMMODORES (2-9, 1-7 SEC)

Sept. 4	NORTHWESTERN	L, 21-23
Sept. 11	LSU	L, 3-27
Sept. 18	at Mississippi	W, 28-14
Oct. 2	at Connecticut	L, 21-40
Oct. 9	EASTERN MICHIGAN	W, 52-6
Oct. 16	at Georgia	L, 0-43
Oct. 23	SOUTH CAROLINA	L, 7-21
Oct. 30	at Arkansas	L, 14-49
Nov. 6	FLORIDA	L, 14-55
Nov. 13	at Kentucky	L, 20-38
Nov. 20	TENNESSEE	L, 10-24
Nov. 27	WAKE FOREST	7:30

