

2008 TENNESSEE VOLUNTEERS FOOTBALL

Contacts: Bud Ford (cell 865-567-6287) Assoc. AD-Media Relations ♦ John Painter (cell 865-414-1143) Assoc. SID
P.O. Box 15016 ♦ Knoxville, TN 37901 ♦ Phone: (865) 974-1212 ♦ Fax: (865) 974-1269
bford@tennessee.edu ♦ jpainter@tennessee.edu

2008 TENNESSEE SCHEDULE

Date	Opponent	Time/Result
Sept. 1	at UCLA (ESPN)	(OT) L 24-27
Sept. 13	UAB (RAYCOM)	W 35-3
Sept. 20	*Florida (CBS)	L 6-30
Sept. 27	*at Auburn (CBS)	L 12-14
Oct. 4	Northern Illinois (PPV)	W 13-9
Oct. 11	*at Georgia (CBS)	L 14-26
Oct. 18	*Mississippi State (PPV)	W 34-3
Oct. 25	*Alabama (ESPN)	L 9-29
Nov. 1	*at South Carolina (ESPN2)	L 6-27
Nov. 8	Wyoming (PPV)	L 7-13
Nov. 22	*at Vanderbilt (RAYCOM)	12:30 ET
Nov. 29	*Kentucky	TBA

* Southeastern Conference game

2008 VANDERBILT SCHEDULE

Date	Opponent	Time/Result
Aug. 28	at Miami (Ohio)	W 34-13
Sept. 4	*South Carolina	W 24-17
Sept. 13	Rice	W 38-21
Sept. 20	*at Mississippi	W 23-17
Oct. 4	*Auburn	W 14-13
Oct. 11	*at Mississippi State	L 14-17
Oct. 18	*at Georgia	L 14-24
Oct. 25	Duke	L 7-10
Nov. 8	*Florida	L 14-42
Nov. 15	*at Kentucky	W 31-24
Nov. 22	*Tennessee	12:30 p.m. ET
Nov. 29	at Wake Forest	TBA

* Southeastern Conference game

WHAT'S INSIDE

Media Services	2	Starter Thumbnails	17-21
Notes on the Vols	4-8	Game Reviews	22-25
Coach Phillip Fulmer	9	2008 Statistics	26-34
UT Scouting Report	10	Career Stats	35-38
Depth Charts	11	The Last Time	39-40

TELEVISION

Raycom Sport

Play-by-play: Dave Neal
Analyst: Dave Archer
Sideline: Dave Baker



RADIO

Vol Network

Play-by-play: Bob Kesling
Analyst: Tim Priest
Sideline: Mike Stowell



XM Satellite Radio

UT Feed: Channel TBA



Sirius Satellite Radio

UT Feed: Channel TBA



Game 11

Tennessee Volunteers vs. Vanderbilt Commodores

Nov. 22 ♦ Vanderbilt Stadium (39,790) ♦ 12:30 p.m. ET ♦ Raycom Sports

TENNESSEE

UTsports.com
3-7, 1-5 SEC
Not ranked / Not ranked
Phillip Fulmer (Tennessee, 1972)
150-52 (.742, 17th year)
150-52 (.742, 17th year)
Tennessee leads 69-27-5

Web Site

Record

Ranking

Head Coach

Overall Record

Record at School

All-Time Series

VANDERBILT

VUcommodores.com

6-4, 4-3 SEC

Not Ranked / Not Ranked

Bobby Johnson (Clemson, 1973)

86-90 (.488, 15th year)

26-54 (.325, Seventh year)

SERIES HISTORY & NOTES

Tennessee leads the all-time series with Vanderbilt 69-27-5, and the Vols hold a 34-17-4 advantage in Nashville. Phillip Fulmer is 14-1 in his tenure vs. the Commodores and 7-0 in Nashville. The 2007 contest in Knoxville was won by the Vols 25-24, thanks to clutch field-goal kicking from sophomore Daniel Lincoln. Vanderbilt's last win in the series was the 2005 game, a 28-24 victory also in Knoxville.

Four Vols on the Tennessee two-deep depth chart hail from the midstate area. Freshman fullback Ben Bartholomew, senior defensive tackle Walter Fisher and junior wideout Austin Rogers are from Nashville, while senior defensive back Marsalous Johnson is from nearby Smyrna.

BERRY'S STAR BRIGHTENING AS VOLS FIGHT TO FINISH

Sophomore safety Eric Berry snagged his FBS-best sixth interception of the season in the third quarter of the South Carolina game and added a 45 yard return to it. The pick was the 11th of his career, which tied him for 11th in school history in that category. The return gave him 442 career interception return yards, which extended his SEC record and moved him within 59 yards of the NCAA record held by Terrell Buckley of Florida State (501 yards).

He now has 220 interception return yards this season, which is just two yards shy of his school-record total from 2007 and only 24 yards from the SEC season record set by Florida's Joe Brodsky in 1956. Southern California's Charles Phillips set the major college season record in 1974 with 302 interception return yards.

The Tennessee record for interceptions in a season is 10, but Berry is just one pick from tying for seventh on that list (7) and three picks from tying for second (9).

Berry is tied atop the FBS this season with his six interceptions, but he is the only player on the list with more than 200 return yards. Only 12 other players have more than 100 return yards and just one other player has more than 175 yards.

See Berry's complete charts on Page 6.

VOLS TIED FOR 11TH NATIONALLY WITH 15 INTERCEPTIONS

Through 12 weeks of NCAA play, Tennessee ranks tied for 11th nationally among FBS teams and second in the SEC with 15 interceptions. The Vols are averaging 1.5 interceptions per game and 24.2 yards per return.


Seven different Vols have recorded picks thus far, but sophomore safety Eric Berry and senior cornerback DeAngelo Willingham lead the way with six and three interceptions, respectively.

FULMER TO STEP DOWN FOLLOWING 2008 SEASON

University of Tennessee head coach Phillip Fulmer announced the Monday before the Wyoming game that he will step aside as the Volunteers head coach at the end of the season. Fulmer is the second winningest coach in school history with a record of 150-52 and has spent 28 years on Vols coaching staff – 11 years as assistant coach and 17 years as head coach.

Fulmer was an offensive guard at Tennessee from 1968-71. He began his coaching career at Tennessee before stints at Wichita State (1974-78) and Vanderbilt (1979). Fulmer returned to Tennessee in 1980 and was promoted to head coach in 1992. He has been enshrined in both the Tennessee Sports and Knoxville Sports halls of fame.

TENNESSEE FOOTBALL MEDIA SERVICES

SUN	MON	TUE	WED	THU	FRI	SAT
Phillip Fulmer Show Noon & 6:30 p.m. ET Fulmer Teleconference 5:30 p.m. ET Practice 7:45-8:45 p.m. ET Limited player availability Game Replay 11:30 p.m. ET (SportsSouth)	Game Replay 8 p.m. (SportsSouth) Vol Calls* 8-9 p.m. ET statewide	Media Day 11:30 a.m. - 1:30 p.m. Practice 3:55 p.m. ET No player availability	SEC Teleconference Fulmer 11:28 a.m. ET Players Teleconference 1 p.m. ET Practice 4:20 p.m. ET	Practice 4:25 p.m. ET Coaches only after practice Big Orange Countdown* 7-8 p.m. ET statewide	Walkthrough Neyland-Thompson Sports Center 1:00 p.m. ET	Gameday 12:30 p.m. ET Raycom Sports 

TENNESSEE MEN'S SPORTS INFORMATION

BUD FORD

Associate AD - Media Relations



Office: (865) 974-1214
 Cell: (865) 567-6287
 bford@tennessee.edu

JOHN PAINTER

Associate SID - Football Contact



Office: (865) 974-1097
 Cell: (865) 414-1143
 jpainter@tennessee.edu

ADDITIONAL SID STAFF

Tom Satkowiak - Associate SID

Office: (865) 974-7501
 tsatkowi@tennessee.edu

ADDRESSES

Mailing

P.O. Box 15016
 Knoxville, TN 37901-5016

Overnight

Men's Sports Information
 1720 Volunteer Blvd.
 Knoxville, TN 37996

* - Vol Network Radio

Practice times subject to change;

For daily practice times, call Clint Dowdle in the football office at (865) 974-3109

TUESDAY (Note Satellite Coordinate Change)

Fulmer Press Briefing Live Uplink - Each Tuesday prior to every game, Coach Fulmer is available by live uplink from 12:30 - 1 p.m. ET. Satellite coordinates are: **KU Band, Horizons 2, Transponder 19 12140 Vertical**

UT Football Preview Feed - Each Tuesday during the season, a preview of the upcoming UT game will be available on satellite. The feeds are from 4:15-4:30 p.m. ET. Satellite coordinates are: **KU Band, Horizons 2, Transponder 19 12140 Vertical** (Trouble numbers: 865-974-5069 and 865-974-2680)

WEDNESDAY

SEC Weekly Teleconference - The Southeastern Conference conducts a weekly teleconference with the SEC head coaches each Wednesday. The call begins at 11 a.m. ET, with each coach assigned a seven-minute time period. Media should contact the SEC Media Relations Office (205-458-3000) for the confidential media phone number.

Coach Phillip Fulmer participates from 11:28-11:35 a.m. ET each Wednesday.

Players' Weekly Teleconference - The UT Sports Information Office has weekly teleconferences with 2-4 players available. This service takes place Wednesday during the season at 1 p.m. ET. Please make player requests to the Sports Information Office at (865) 974-1212.

Call (212) 812-4494 and enter **8934 8710** to join the teleconference.

SUNDAY

Coach Fulmer's Teleconference - Coach Fulmer will be available on Sundays following Vols games (including open dates) via teleconference beginning at 5:30 p.m. ET. Call (212) 812-4494 and enter **8934 8710** to join the call.

UT Football Game Highlights - Highlights for all UT games are available on satellite each Sunday morning from 9-10 a.m. ET. A system test will be made at 8:45 a.m. ET. Please credit IMG College/Vol Network for any video used. Call Barry Rice at (865) 974-7442 for more information.

Satellite coordinates are: **KU Band, Horizons 2, Transponder 19 12140 Vertical, Audio 6.2 & 6.8** (Trouble numbers: 865-974-5069 and 865-974-2680)

TUESDAY

Weekly Press Media Day - Coach Fulmer holds a weekly press briefing and luncheon prior to UT games each Tuesday of game week. The press briefing and player interviews take place in the Neyland Stadium Media Center.

Player interview requests should be made by 5:30 p.m. ET Sunday by contacting John Painter at jpainter@tennessee.edu.

Tuesday Media Day Schedule

11:00-12:30	Luncheon
11:30-1:30	Player Interviews
Noon-12:30	Coordinators Dave Clawson and John Chavis (press conf. format)
Noon-12:30	Coach Fulmer individual availability
12:30-1:00	Coach Fulmer live uplink press conference

ON THE INTERNET

UTsports.com - Tennessee's official athletics Web site serves as a tremendous resource for in-depth information on current and historical UT student-athletes, coaches and teams.

The football page includes links to all-time career stats, all-time lettermen, UT's NFL draft history, bowl and championship history and more.



SECsportsmedia.com - Media covering the Southeastern Conference have its own Web site to get the latest information on the league. Through the services of Sports Systems, Inc., the site has the latest updated standings, results, schedules, statistics and notes and PDF versions of all SEC releases and media guides. On the site, the SEC has a Digital Image Platform that provides access to the SEC's latest photographs, images and logos, and links to all of the SEC school media Web sites and home pages.





Phillip Tritapoe
Defensive End
Senior

Tennessee's junior varsity squad defeated Hargrave Military 37-21 last weekend. Kingsport's Phillip Tritapoe gave Page 3 his exclusive analysis of the big win.

PAGE 3: Whose play should be of interest to Volunteer fans?

CR: "I thought B.J. (Coleman) was excellent during the game. What did he throw for, 325? (Tyler) Maples was amazing, and C.J. (Fleming), Chris (Donald) and Vic(tor Thomas) carried the defense."

PAGE 3: Any surprises out there?

CR: "Tyler Wolf always plays great. Every time he steps on the field, I think he does well. He thanked me for tipping the ball he intercepted and returned 71 yards. I thought he was going all the way."

TRITAPOE RECAPS THE JV TRIUMPH

PAGE 3: How about the coaching staff? Did they respond to the pressure or was it more "deer in the headlights"?

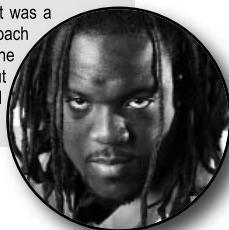
CR: "Are you kidding? Great combination. Jim Bob (Cooter) and Casey (Woods) on offense and Raasaan (Haralson) and Ryan (Rollinger) on defense. Jim Bob was unreal; cool as the other side of the pillow. Coach Adkins was guest speaker before the game, although you couldn't understand what he was saying."

PAGE 3: Talk about the play that changed the game, your hit and fumble recovery in the third quarter.

CR: "I told (Stephen) Darville before the play it was a read. I just played my backside technique Coach Caldwell taught me. The QB kept it and thought he was going to get around me. I tried to strip it and out it came. I should have tipped it up to Chris Donald and he could have taken it to the house."

PAGE 3

OFFBEAT INFO



"VLAD the EXTOLLER"

VLADIMIR RICHARD
Waxes Philosophic on Current Events

PAGE 3: What lessons, if any, did you take from the recent presidential election of Barack Obama?

VLAD: "I'm not very political. But I think that, although there is racism going on an stuff like that, that is something I have never let bother me."

Picking schools and leaving Florida, other schools trying to get me were telling me, 'Tennessee is not your spot from where you're from.' But that's something I never let get to me.

I've always believed that no matter where you're at, or what so-and-so tries to do to get in your way, you can achieve what you want to achieve. And this election showed that.

"No one thought Barack Obama had a chance, but he stayed strong and stayed true to his values. He (con't on Page 6)

THREE MEMORABLE VOL PERFORMANCES vs.



In Tennessee's 101 previous clashes with Vanderbilt, there have been some memorable Vol performances. Here are three of note:

Tackling Tony?: Tony Thomspson, 1990

Tony Thompson scored four touchdowns as the Vols defeated Vanderbilt 49-20 on Dec. 1, 1990 at Vanderbilt Stadium. Thompson ran the ball 31 times for 236 yards and scored on runs of 9, 12, 11 and 13 yards. His four touchdowns are tied for the second most in a game in school history. His 236 yards gave him a total of 1,261 for the season, which was the second best mark in Volunteer history at the time.

Not So Fast My Friend: Comeback, 1987

At Neyland Stadium on Nov. 28, 1987 the Volunteers pulled off their biggest comeback against the Vanderbilt Commodores. Vanderbilt went ahead 28-3 midway through the second quarter. Tennessee then scored on five consecutive possessions in the second and third quarters to take a 35-28 lead and hold on for a 38-36 victory. Tailback Reggie Cobb rushed for 140 yards on 27 carries and scored his 20th touchdown of the season, tying a single-season scoring record held jointly by Herschel Walker and Jackie Parker.

No Soup For You: Tennessee Defense, 1988

When the Volunteers defeated Vanderbilt 41-0 on Nov. 28, 1988, that began a streak of four shutouts in a six-year period. During the game, UT had four interceptions by four different Vols and scored 24 points off Commodore turnovers. Chris Ramseur scored on a 12-yard fumble recovery after a big hit by fellow linebacker Eric Westmoreland.



Sullins Bros.' TOP Five

Tennessee's Cody and Cory Sullins -- brothers and twins from Middle Tennessee's Cottontown community north of Nashville -- have followed similar paths during their school days. Many say they have followed the same exact path.

Both look very much alike (see left and below) -- so much so that, apparently, their photos were reversed in the 2007 UT football media guide (they said it happened all the time in high school yearbooks!). Both play on the Vols offensive line, Cody wearing No. 66, Cory No. 69. Both earned 2006 and 2007 Academic All-SEC honors and, in fact, shared the White House High School Academic Award after compiling identical 4.182 grade-point averages. Both have played football and baseball throughout their lives and played it well -- good enough for All-Midstate honors and gridiron appearances in the Tennessee-Kentucky All-Star Game.

In fact, the Sullins Brothers continue a long line of twins in the Tennessee football family. Nashville's Jim and Mike Mondelli played at UT from 1966-68; Ron and Rob Frere out of Annandale, Va., were Vols from 1970-72; and Knoxville's own Raleigh and Reggie McKenzie lettered from 1981-84.

But Page 3 went to the source -- both sources -- to find the true identities behind those familiar faces.

THIS WEEK: Cody & Cory's five fav differences ...

1: Cory -- "We live in separate apartments, believe it or not, with friends from high school. (con't on Page 6)

DOUBLE TAKE



Cory Sullins, G



Cody Sullins, G

NOTES ON THE VOLUNTEERS

ROGAN CLIMBING KICK RETURN CHARTS

Sophomore defensive back Dennis Rogan returned three kickoffs for 80 yards vs. Wyoming and now stands in fifth place on UT's career kickoff return list with 1,022 total yards. Rogan's career average of 26.37 yards per kickoff return ranks 10th among all active FBS players.

For his career, the Knoxville native has 1,229 combined kick and punt return yards and that mark puts him in ninth place on the Tennessee career list.

Rogan is averaging 24.76 yards per kickoff return this season after posting the third-best single-season mark in school history last season at 29.5 yards per return.

UT CAREER KICKOFF RETURN YARDAGE

Yards	Name	Years
1,854	Willie Gault	1979-82
1,778	Leonard Scott	1999-2002
1,307	Corey Larkins	2001-04
1,130	Dale Carter	1990-91
1,022	DENNIS ROGAN	2007-Pres.

UT CAREER TOTAL KICK RETURN YARDAGE

Yards	Name	Years
2,513	Willie Gault	1979-82
1,788	Leonard Scott	1999-2002
1,652	Dale Carter	1990-91
1,615	Stanley Morgan	1973-76
1,530	Bobby Majors	1969-71
1,308	Shawn Summers	1992-95
1,307	Corey Larkins	2001-04
1,274	George Cafego	1937-39
1,229	DENNIS ROGAN	2007-Pres.



Arian Foster needs 38 rushing yards to pass James Stewart and move into second place on UT's career rushing list.

Tennessee Career Rushing Yards

Player	Att.	Yards	Avg.	TDs
Travis Henry	556	3,078	5.5	26
James Stewart	531	2,890	5.4	35
ARIAN FOSTER	618	2,852	4.6	23
Johnnie Jones	517	2,852	5.5	19
Jamal Lewis	487	2,677	5.5	17
Cedric Houston	501	2,634	5.4	17
Jay Graham	540	2,609	4.8	25
Curt Watson	529	2,364	4.5	22
Reggie Cobb	445	2,360	5.3	26
Travis Stephens	488	2,336	4.8	21

Tennessee Career All-Purpose Yards

Player	Plays	Rush	Rec	KR	PR	IR	Total
Stanley Morgan	512	1,952	1,075	883	732	-	4,642
Willie Gault	252	40	1,482	1,854	659	-	4,035
ARIAN FOSTER	707	2,852	725	174	-	-	3,751
James Stewart	585	2,890	463	-	-	-	3,353
Travis Henry	577	3,078	98	-	-	-	3,176
Jamal Lewis	526	2,677	484	-	-	-	3,161
Johnnie Jones	543	2,852	220	-	-	-	3,072
Reggie Cobb	494	2,360	360	326	-	-	3,046
Cedric Houston	540	2,634	369	-	-	-	3,003
Peerless Price	177	127	2,289	480	4	-	2,900

FOSTER UT'S ALL-TIME LEADER IN RUSHES, ALL-PURPOSE TOUCHES

Entering this season, Arian Foster was touted nationally as being one of the nation's most complete backs. His rare adeptness at both rushing and receiving out of the backfield has led to him owning the Tennessee career record not only for rushes, but also for all-purpose touches.

Foster has carried the ball 618 times as a rusher and 707 times as a rusher, receiver or returner and is the only Vol (non-quarterback) ever to reach the 600-rush and 700-touch milestones.

FOSTER SEC'S ACTIVE CAREER LEADER FOR RUSHING & ALL-PURPOSE YARDS

Tailback Arian Foster is the Southeastern Conference's active career leader in two offensive statistical categories. The San Diego, Calif., native boasts 618 carries (13th among all active FBS players), and SEC-best totals of 2,852 net rushing yards and 3,751 all-purpose yards.

Through his first three playing seasons on Rocky Top, Foster averaged 173 carries per year, 798 net rushing yards per year and 1,048 all-purpose yards per year.

FOSTER BUCKS RECENT UT TREND BY REELING OFF 23 STRAIGHT STARTS

Seven of UT's top-10 career rushers have played under Phillip Fulmer. That history of great backs has created a healthy competition that means a starting role is rarely guaranteed from week to week.

Jay Graham started every game of the 1994 and 1995 seasons at tailback, and since then, no Vol tailback has come close to his mark of 24 consecutive starts.

Arian Foster started every game in 2007 and the first nine this season. An injury forced him out of the starting lineup vs. Wyoming, breaking his streak at 23 games, which ranks second among tailbacks in the Fulmer era.

FOSTER TIED FOR THIRD ON CAREER RUSHING LIST

Senior tailback Arian Foster moved into a third-place tie on the Tennessee career rushing chart during the South Carolina game.

Foster carried 14 times for 56 yards in Columbia to improve his career rushing total to 2,852 yards, tying him with Johnnie Jones (1982-84) on the school's all-time list. Foster needs 38 yards to tie James Stewart (1991-94) for second place at 2,890 yards, and would need another 188 yards to pull even with Travis Henry (1997-2000) at 3,078 yards.

The San Diego native also stands third on Tennessee's career all-purpose yardage list with 3,751. Stanley Morgan (1973-76) owns the school record with 4,642 yards, followed by Willie Gault (1979-82) at 4,035.


FOSTER BOASTS TWO BIG GAMES VS. VANDY

Arian Foster has posted two of his best career games vs. the Commodores. He gained 140 total yards in the 2007 game (106 rushing, 34 receiving) and 263 total yards in the 2005 game (223 rushing, 45 receiving) while scoring two rushing touchdowns.

CONSECUTIVE STARTS BY A FULMER-ERA TENNESSEE TAILBACK

Consec. Starts	Tailback	Years
24	Jay Graham	1995-96
23	ARIAN FOSTER	2007-08
18	Charlie Garner	1992-93
15	Travis Henry	1999-2000
14	Jamal Lewis	1997-98
13	Travis Stephens	2001

Gerald Jones is averaging 62.1 all-purpose yards per game this season.



Montario Hardesty needs 14 yards on the ground to give Tennessee two tailbacks with at least 1,000 career rushing yards (Foster has 2,852) ...

AYERS NEARING 2007 TFL TOTAL; AMONG VOLS' ALL-TIME BEST BACKFIELD CRASHERS

Senior defensive end Robert Ayers led the Vols last season with 12 TFL, and his 11.5 TFL this year lead the team and give him 27.5 for his career for a net loss of 107 yards. His 11.5 TFL thus far this season is just 2.5 shy of the school record for single-season TFL (not including sacks). His 27.5 career TFL (sacks not included) is second in school history.

After a slow start, he has come on strong for the UT defense in the second half of the season. He was named a permanent team captain before the Mississippi State game and responded with his first sack of the season. He logged a career-high nine tackles against Georgia, including a career-high 3.5 TFL. That marked the most TFL in a single-game since current San Francisco 49ers linebacker Parys Haralson recorded four against Kentucky in 2005. Ayers also nabbed his first career interception at Georgia, stopping a Bulldogs drive in the red zone. Ayers added two TFL for minus-5 yards in a solid defensive effort for the Vols vs. Wyoming.

VOLUNTEERS APPROACHING 775th ALL-TIME VICTORY

One of the winningest college football teams in America, Tennessee is just one win shy of notching its 775th all-time victory.

Since the program's inception in 1891, UT has recorded 774 total victories. The Volunteers will become the ninth team ever (and second SEC team) to reach the 775-win milestone.

Through games of Oct. 25, Michigan leads the nation with 871 wins. Notre Dame, Texas, Nebraska and Ohio State all have more than 800 win in their history.

COLQUITT RETURNS AS VOLS STARTING PUNTER; SECOND ON UT'S CAREER LIST

Senior Britton Colquitt returned as UT's starting punter vs. Georgia after serving a five-game suspension handed down by head coach Phillip Fulmer in February. Colquitt is averaging 44.3 yards on 32 punts through five games.

Colquitt's career average of 42.7 yards per punt currently ranks second in school history, and the Knoxville, Tenn., native has "Tennessee punter" etched in his DNA.

His cousin, Jimmy Colquitt, who averaged 43.9 yards per punt from 1981-84, is UT's career leader.

Britton's older brother, Dustin (currently punting for the Kansas City Chiefs), ranks third in UT history with a career punting average of 42.6 yards. And Britton and Dustin's father, Craig Colquitt (former Pittsburgh Steelers punter), ranks fourth with a 42.5-yard average.

Jimmy, Dustin and Craig Colquitt all rank among the top 20 on the Southeastern Conference's career punting chart, and Britton could potentially join them in that elite group.

Sophomore Chad Cunningham shouldered the punting responsibilities in Colquitt's absence early this season and averaged 39.5 yards on 25 punts through five games.

VOLS BOAST EXPERIENCED OFFENSIVE LINE

The Tennessee offensive line boasts 137 combined starts.

Center Josh McNeil has started 33 consecutive games; tackle Ramon Foster and Chris Scott each have started 24 straight games; and guard Anthony Parker has started the last 36 games he's played (he missed the 2007 Outback Bowl due to injury). Vladimir Richard has started four-straight games at left guard in place of Jacques McClendon, who had started the previous 12 games.

JONES, ROGAN COMBINE FOR MANY BIG PLAYS

For the season, Gerald Jones and Dennis Rogan have combined for 30 plays that have gone for 20 yards or more.

Jones has lined up at four different positions this season (WR, QB, KR, PR) and made at least one play of more than 20 yards at each. Jones has 10 total plays of at least 20 yards—two kickoff returns, two punt returns, five receptions and one rush. He is currently 36th in the FBS with a punt return average of 10.3 yards.

Rogan has lined up at CB, KR, and PR and leads the team with 20 plays of more than 20 yards. Rogan has returned 19 kickoffs for at least 20 yards and returned his only interception of the season 38 yards to set up Tennessee's lone touchdown at Auburn.

PASSING DEFENSE ON PACE TO BE ONE OF BEST IN FULMER ERA

Tennessee's secondary, touted throughout the preseason, has lived up to the hype. The Vols are allowing 164 passing yards per game through 10 contests this season. Should the defense finish the season with a similar statistic, it would rate as the third-best passing defense in the Phillip Fulmer era. The 2002 and 1996 defenses would be the only units to surrender fewer passing yards per game.

DEFENSE AMONG NATIONS BEST STATISTICALLY

Through 10 games, the Tennessee defense ranks among the nation's best in several statistical categories. The Vols are in the top 30 nationally in five categories.

Stat Category	NCAA Rank	SEC Rank
Rushing Defense	24th	7th
Passing Defense	7th	3rd
Total Defense	7th	3rd
Scoring Defense	15th	4th
Passing Effic. Defense	23rd	5th

WILSON AMONG SEC'S TOP TACKLERS

Senior linebacker Ellix Wilson is tied for third in the Southeastern Conference in tackles with 8.3 per game this season (75 in nine games played).

After sitting out the Northern Illinois game Oct. 4 due to an injury, he returned at Georgia to log a career-high 16 tackles (he had 11 stops at the half). He followed that performance up with five tackles vs. Mississippi State, nine vs. Alabama and six at South Carolina. He posted four vs. Wyoming.

He has posted 125 tackles in his career.

BERRY NAMED MIDSEASON ALL-AMERICA; EARNING POSTSEASON AWARDS ACCLAIM

Strong safety Eric Berry is one of eight collegiate defensive players to earn a spot on the Lott Trophy semifinalist list and one of 13 defensive backs to be named a semifinalist for the Jim Thorpe Award. He was also named a semifinalist for the Chuck Bednarik Award, which is given to the nation's top defensive player.

Berry is a 5-11, 195-pound sophomore from Fairburn, Ga. He leads the nation with six interceptions and is third on the Tennessee team with 64 tackles through 10 games. Berry already has broken the SEC career record for interception return yards (442) and was the Lott Trophy IMPACT Player of the Week presented by Wachovia after the Vols win over Mississippi State.

His stellar season also has earned him Midseason All-America by The Sporting News Today before the Alabama game and CBSSportsLine on Oct. 15. Prior to the season, he was named first-team All-SEC by seven different polls and second-team All-America by three publications.



NOTES ON THE VOLUNTEERS

OPPOSING RUSHERS STRUGGLING

Prognosticators knew UT's secondary was a strength coming into the season, but the defense's ability to stifle opponents' running game has been a pleasant surprise.

For the season, Tennessee's opponents have rushed the ball 378 times but only once have they been able to break a play for more than 20 yards. Georgia tailback Knowshon Moreno has been the most successful rusher UT has faced thus far, netting 101 yards on 27 carries Oct. 11.

Over the past 26 games, the Vols have not allowed a rusher to score more than once. Former Arkansas standout Darren McFadden was the last player to score more than one rushing touchdown against UT.

INTERCEPTIONS SHOWING UP ON SCOREBOARD

Through 10 games this season, the Tennessee defense has registered 15 interceptions, which ranks tied for 11th in the FBS.

Of those 15 picks, eight have found their way onto the scoreboard by way of a return for touchdown or a drive from the offense. Tennessee has scored 32 percent of its points this season off of turnovers (52 of 160). Seven of 15 interceptions led to touchdowns and one led to a field goal. Three of the seven touchdowns came by way of a return, while on the other four the offense did its part and converted the miscue into points.

SIX EARN PERMANENT CAPTAIN HONORS

Tennessee head coach Phillip Fulmer announced before the Mississippi State game the election of four seniors, one junior and one sophomore as permanent team captains for the remainder of the 2008 football season.

Seniors named were defensive end Robert Ayers, offensive tackle Ramon Foster, wide receiver Lucas Taylor and linebacker Ellix Wilson. Junior tailback Montario Hardesty and sophomore safety Eric Berry rounded out the group as voted on by the team.

"VLAD the EXTOLLER" (con't)

believed in himself and was just speaking the truth, telling people things he believes and wants to change.

"People bought into it and, although there are a lot of people mad that he became president, when you look at the percentage of whites who voted for him it just shows how this world is changing and how you can be what you want to be no matter what anyone tells you.

"This is something you can tell a young kid or someone going through hard times. That if they want to be a doctor or a lawyer or want to live anywhere in this country, it's possible. And that's a great thing."

TENN JV'S ROLL PAST HARGRAVE, 37-21

B.J. Coleman completed 22-of-31 passes for 325 yards and two touchdowns while Sam Edgemon rushed for 43 yards and a touchdown to lead Tennessee past Hargrave Military Academy, 37-21, in the lone junior varsity game of the 2008 season Thursday at Neyland Stadium.

It was just the second JV game for Tennessee since 1992. The Vols defeated Hargrave 37-20 last season at Neyland Stadium. The Tigers entered this year's game 10-0 on the season looking to close out a perfect 2008.

"It feels good to hurt right now; I haven't hurt in a long time," said Coleman, a Chattanooga product. "Anytime you can get any kind of game experience, it's important. The receivers played their hearts out today; they did a great job getting their hands on the football. When they did, they made something happen."

Nashville's Ben Bartholomew scored two touchdowns, one on the ground and one through the air, while Monroe, La., native Ahmad Paige led the team with five receptions for 93 yards. Maryville's Tyler Maples caught four passes for 77 yards.

Sullins Bros.' TOP Five (con't)

2: Cory -- "Everybody says I'm louder and more obnoxious, but Cody gets more stressed out by things." **Cody** -- "If there's something Cory doesn't like, he just starts screaming about it and ranting."

3: Cody -- "I'm more frugal with my money." **Cory** -- "He's cheap, actually. He doesn't spend money; he mooches off me."

4: Cory -- "He's always with his girlfriend and I'm single right now."

5: Cody -- "He's got this ugly-looking beard." **Cory** -- "That's something! They kind of conned us into doing that over in the football complex. They said we needed to do something to distinguish between each other, so I decided to grow this a couple of years ago and it helps out."

ERIC BERRY IN THE 2008 RECORDS & RANKINGS

NCAA ACTIVE CAREER YARDS

Eric Berry, So., Tenn.	442
Mike Mickens, Cincinnati	296
Aaron Curry, Sr., Wake	278
Victory Harris, Sr., VT	255
Alphonso Smith, Sr., Wake	249

SEC CAREER INT. RET. YARDS

Eric Berry (Tenn., '07-08)	442
Bobby Wilson (Miss., '46-49)	379
Darryl Bishop (Ky., '71-73)	376
Jake Scott (Ga., '67-68)	315
Wilbur Jamerson (Ky., '47-50)	310

2008 NCAA INT. LEADERS

Eric Berry, Tennessee	6
Ahmad Black, Florida	6
Morgan Burnett, Ga. Tech	6
Trimane Goddard, N.Carolina	6
Brian Lainhart, Kent St.	6
Darcel McBath, Texas Tech	6
DJ Moore, Vanderbilt	6
Joe Pawelek, Baylor	6

2008 SEC INT. LEADERS

Eric Berry, Tennessee	6
Ahmad Black, Florida	6
DJ Moore, Vanderbilt	6
Rashad Johnson, Alabama	5
Stoney Woodson, SC	4
Justin Woodall, Alabama	4
Trevard Lindley, Kentucky	4
Marcus McClinton, Kentucky	4

UT CAREER INT. RET. YARDS

Eric Berry (2007-08)	442
Tim Priest (1968-70)	305
Mike Jones (1967-69)	305
Conrad Graham (1970-72)	293
Jackie Walker (1969-71)	281

SEC SEASON INT. RET. YARDS

Joe Brodsky (Fla., 1956)	244
Eric Berry (Tenn., 2007)	222
Eric Berry (Tenn., 2008)	220
Greg Jackson (LSU, 1988)	219
David Hunter (Ky., 1968)	197

UT SEASON INT. RET. YARDS

Eric Berry (2007)	222
Eric Berry (2008)	220
Bobby Majors (1970)	177
Tim Priest (1970)	174
Chris White (1985)	168

UT LONGEST INT. RETURNS

Ray Martin vs. Lou (1953)	100
Morris Vowell vs. Sew ('16)	99
Eric Berry vs. Fla (2007)	96
Art Reynolds vs. Mem ('72)	96
Shaun Ellis vs. Aub (1998)	90
Roland James vs. Miss ('78)	90

UT CAREER INT. LEADERS

Tim Priest (1968-70)	18
Mike Jones (1967-69)	16
Conrad Graham (1970-72)	15
Bill Young (1966-69)	15
Deon Grant (1997-99)	14
-	-
Eric Berry, Tennessee	11



Tennessee's 2008 roster features players from 20 states and the District of Columbia ... Phillip Fulmer is 52-10 (.838) all-time in the month of November ...

NOTES ON THE VOLUNTEERS

"SPEAKING VOLUMes"

"As far as breaking the record, I feel like it's really a team effort as well as an individual effort. We're getting great pressure up front week-in and week-out and doing great blocking down the field after the interception."

— SS Eric Berry on breaking the SEC career interception return yardage record

"Those guys did a phenomenal job. They had five sacks but that doesn't really tell the whole story. They had so many pressures. Our guys have done a great job all year of rushing the passer. Sometimes they don't get the credit they deserve, but none of the interceptions and all the talk about Eric Berry doesn't happen without those guys up front."

— Defensive backs coach Larry Slade on the defensive pressure up front causing interceptions

"I've got great teammates here. They made it easy for me. They accepted me with wide-open arms. If I have any problem, I have someone to talk to, besides coaches. [The coaches will] be there, but to have peers there by my side showed signs of a strong team."

— TE Brandon Warren after learning the NCAA had approved his hardship waiver

"That won't happen. It won't happen. We're a football team, we're a family. We try to find good in people rather than digging in sores. You're all a part of a family, you understand what I'm talking about. Now is when we're going to have to close ranks and pull together for us to have an opportunity to get to where we want to be."

"There won't be any finger-pointing. We're not a divided house. We'll never be a divided house."

— Defensive coordinator John Chavis on if the team's struggles will affect team unity

"I will never question this team. It's a great team. We are just not doing the things we need to do to get the wins. I don't have any question about our character. Everyone wants to win and sometimes it just doesn't go your way, but I wouldn't question my teammates' character."

— Senior linebacker Ellix Wilson after the loss to Alabama

"He has truly become a student of the game. I hope the younger guys will look at what he's doing and see the reason he's doing it is because he's dedicated himself to being the best he can be. That makes a big difference. That should make a statement to those young guys. If they want to go out and there and be productive, then be what Ellix is being. He's being a great leader for us right now on and off the field."

— Defensive coordinator John Chavis on LB Ellix Wilson

"We are Tennessee. We're not going to lay down and take a backseat to anybody. We're going to come out every game and play our rears off. I know the personalities on this team and I talked to guys after the game, and we are going to be just fine. Everyone is down and distraught, but we are going to be fine."

— DE Wes Brown after the Florida loss on Sept. 20

RETURNING PRODUCTION PERCENTAGES

Statistic	'07 Total	Returning	Lost	% Return
Net Rushing	1,946	1,830	114	94.0
Pass Yards	3,675	153	3,522	4.2
Total Offense	5,621	4,757	864	84.6
Scoring	455	381	74	83.7
TDs	56	44	12	78.6
Total Tackles	1,115	660	455	59.2
Sacks	24	17.5	6.5	72.9
TFL	76	45	31	59.2
Interceptions	16	10	6	62.5

RETURNING STATISTICAL LEADERS FOR 2008

Category	Leader	'07 Statistic
Net Rushing	Arian Foster	1,193
Passing Yards	Jonathan Crompton	97
Total Offense	Arian Foster	85.2 ypg
All-Purpose Yards	Arian Foster	117.9 ypg
Receiving Yards	Austin Rogers	624
Receptions	Austin Rogers/Josh Briscoe	56
Total Tackles	Rico McCoy	106
Sacks	Robert Ayers	4.0
TFL	Robert Ayers	12.0
Interceptions	Eric Berry	5

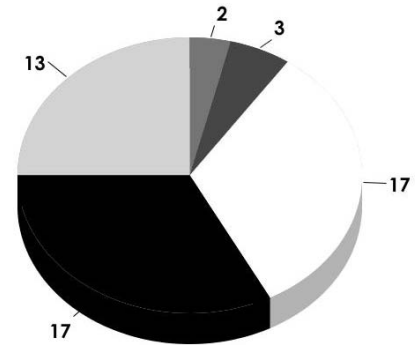
RUSHING FIRST DOWNS - 2008 LEADERS

Player	Att.	1st Downs	% of Att. Resulting in 1st Downs
G. Jones	12	4	33.3
A. Foster	99	25	25.3
L. Creer	54	12	22.2
J. Crompton	22	4	18.1
M. Hardesty	61	11	18.0

RECEIVING FIRST DOWNS - 2008 LEADERS

Player	Rec.	1st Downs	% of Rec. Resulting in 1st Downs
L. Taylor	23	13	56.5
G. Jones	26	14	53.8
L. Stocker	13	7	53.8
J. Briscoe	14	6	42.8
D. Moore	8	5	62.5

2008 TENNESSEE 2-DEEP BY CLASS (INCLUDES SPECIAL TEAMS)



TENNESSEE'S OVERTIME HISTORY

Since the NCAA established a tiebreaker system for Division I in 1996, Tennessee is 7-2 in overtime contests. The Vols have won the coin toss six times and chosen to play defense five times. UT chose offense after winning the toss was against Florida in 1998.

Tennessee has played the second- and third-longest overtime games in NCAA history at six (Arkansas 2002) and five periods (Alabama 2003). The Vols won both games.

UT is 5-4 in games following overtime contests.

Date	Opponent	OTs	Coin Toss	Game-Winning Play	Final Score
9/19/1998	Florida	1	W (off.)	Hall 41 field goal	20-17 W
9/30/2000	at LSU	1	W (def.)	Royal 25 pass from Davey	31-38 L
10/5/2002	Arkansas	6	L (off.)	Witten 25 pass from C. Clausen	41-38 W
9/27/2003	South Carolina	1	W (def.)	Banks 4 pass from C. Clausen	23-20 W
10/25/2003	at Alabama	5	L (off.)	C. Clausen 1 run (2-pt conv.)	51-43 W
9/26/2005	at LSU	1	W (def.)	Riggs Jr. 1 run	30-27 W
10/27/07	South Carolina	1	L (off.)	Lincoln 27 field goal	27-24 W
11/24/07	at Kentucky	4	W (def.)	A. Reynolds tackle (2-pt conv.)	52-50 W
9/1/08	at UCLA	1	W (def.)	Forbath 42 field goal	24-27 L

NOTES ON THE VOLUNTEERS

QUICK NOTES:
 Three out of the last four UT-Vandy games have been decided by a touchdown or less. The Vols are averaging 33.9 points per game vs. Vanderbilt under Phillip Fulmer. Since 1993, Tennessee's has won eight games vs. Vandy by more than 20 points and six games by 7 points or less.

SCORING STREAK

Tennessee has scored in 181 consecutive games dating back to a 31-0 shutout by Florida in Knoxville in 1994. It is the second-longest streak in the SEC, trailing Florida's 251. UT's home scoring streak is at 95, while it has scored in 158 straight games away from Neyland Stadium. UT's last road shutout came via Georgia in 1981, 44-0.

DETAILS & MISCELLANY

Tennessee owns an 9-1-1 all-time record on Nov. 22 and a 1-0 record vs. the Commodores. The two programs' only previous meeting on that date was in 2003, a 48-0 UT victory. That game was the Vols' last on Nov. 22.

Phillip Fulmer is 2-0 on Nov. 22 with wins over Kentucky and Vanderbilt.

SPECIAL AGENTS

Linebackers Nick Reveiz and Nevin McKenzie resembled heat-seeking missiles on special teams last season.

Reveiz led the team with 15 special-teams tackles (1.1 per game; 10 solo). McKenzie was second on the team with 13 stops on special teams.

Other returning special-teams standouts are linebackers Savion Frazier (12), Adam Myers-White (10) and LaMarcus Thompson (10).

Tennessee returns its top five special-teams tacklers from last season (the five listed above), and seven of its top nine.

And through 10 games this year, Reveiz and Thompson are tied atop UT's special-teams tacklers leaderboard with eight apiece.

FULMER'S TEAMS NEAR UNBEATABLE WHEN LEADING AFTER THREE QUARTERS

Tennessee under head coach Phillip Fulmer is 128-8 (.941) in games in which it held the lead after three quarters of play.

The last time the Vols lost a game in which they held the lead after three quarters was Sept. 1, 2008, as UCLA rallied to post a 27-24 overtime win at the Rose Bowl.

UT COMING OFF 20TH 10-WIN SEASON

Last season's Outback Bowl victory over Wisconsin gave Tennessee its 20th all-time 10-win campaign. The program's first 10-win season was 1938, when UT was a perfect 11-0.

Under head coach Phillip Fulmer, the Vols have won at least 10 games nine times.

Fulmer's nine 10-win seasons are the most by any head coach at the University of Tennessee. The legendary Gen. Robert R. Neyland is second with five 10-win campaigns.

2008 ROSTER INCLUDES SEVEN SECOND-GENERATION VOLS

Tennessee's 2008 roster features seven players who are sons of former UT football lettermen. Those second-generation gridiron Vols are: Carson Anderson (LB Terry Anderson, 1976-78), Eric Berry (RB James Berry, 1978-81), Britton Colquitt (P Craig Colquitt, 1975-77), Chad Cunningham (OG Rory Cunningham, 1980), Aaron Douglas (OT David Douglas, 1984-85) and Nick and Shane Reveiz (PK Fuad Reveiz, 1981-84).

VOLS REGULARS ON TELEVISION

Since 1990, Tennessee has had 188 games broadcast on national or regional television (excluding pay-per-view). That means more than 80 percent of Tennessee's total games played since 1990 have been televised.

NUMEROUS NCAA RULE CHANGES IN EFFECT FOR 2008

An adjustment to the play clock is just one of many rule changes the NCAA football rules committee has put in place this season. The rules committee said the play-clock adjustment was made "to enhance the consistency of how soon the ball is ready for play once it has become dead."

Other rule changes that stand out include:

- ◆ As always, the game clock will stop when the ball is carried or fumbled out of bounds. But now the game clock will start on the referee's signal when the ball is ready for play, not on the snap. In the last two minutes of the half, however, the clock will start on the snap as in previous seasons, preserving the offense's ability to maximize strategic clock management.

- ◆ An extra instant-replay challenge will be granted to a coach whose initial challenge results in a ruling reversal.

- ◆ A simplification of rules surrounding chop blocks

- ◆ The banning of the "horse-collar" tackle

- ◆ Elimination of the 5-yard face mask penalty for incidental contact (it's either a 15-yard penalty or no penalty)

- ◆ Expansion of reviewable plays via instant replay

UP NEXT: KENTUCKY

Tennessee will next host SEC East rival Kentucky on Nov. 29, putting a 23-game winning streak in the series on the line. Tennessee owns a 71-23-9 advantage in the series and a 37-10-6 record in Knoxville.

Tennessee pulled out a 52-50 win in a four-overtime classic last season in Lexington. Kentucky's last win in the series came 17-12 in Knoxville in 1984.

The Wildcats are 6-5 overall this season and 2-5 in the Southeastern Conference.

PROJECTIONS (based on 12 games)

ON PACE ...

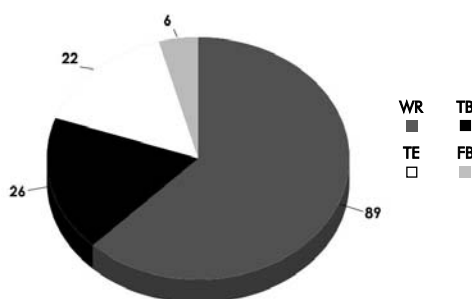
The Volunteers are on pace to intercept 18 passes this season. The school record is 36 picks, set in 1970 (11 games).

Linebacker **Ellix Wilson** is on pace to finish the season with a team-best and career-high 92 tackles.

Defensive end **Robert Ayers** is on pace to finish the season with a school-record 14 tackles for loss (excluding sacks).

Strong safety **Eric Berry** is on pace to intercept a team-high seven passes this season. The Tennessee single-season record is 10 set by Bobby Majors in 1970.

2008 TENNESSEE RECEPTIONS (RECEPTIONS BY POSITION)



Tennessee Coaching Record vs. Ranked Teams (AP poll only; sorted by wins)

Coach	Years	vs. Ranked Teams
Phillip Fulmer	1992-present	44-37 (.543)
Johnny Majors	1977-92	19-32-5 (.384)
Robert Neyland	1926-34, 36-40, 46-52	16-8 (.667)
Bowden Wyatt	1955-62	12-11-1 (.521)
Bill Battle	1970-76	9-10-1 (.475)
Doug Dickey	1964-69	7-9-1 (.441)

HEAD COACH PHILLIP FULMER



Phillip Fulmer (Tennessee, 1972) is in his 17th season at the helm of the Tennessee football program. He has recorded a **150-52 (.742)** career record to rank fourth among all active coaches with at least 10 years of experience.

Fulmer is the seventh-winningest coach in SEC history with 150 career wins. He reached 50, 75 and 100 victories quicker than any other coach in SEC history.

During his tenure as head coach, Fulmer has produced 90 NFL draft picks (15 first-rounders), 15 first-team All-America selections and eight Academic All-District or All-America honorees.

Prior to being named head coach at the start of the 1992 campaign and then accepting the full-time duties after the season, Fulmer had served as an assistant coach at UT since 1980. Fulmer's association with the University of Tennessee extends back to his playing days when he was an offensive guard. When Fulmer was on the offensive line (1969-71) the Vols posted a 30-5 record and captured the 1969 SEC Championship.

WINNINGEST ACTIVE COACHES (Min. 10 Years)

1. Bobby Bowden, Florida State	380-122-4 (.755)
2. Joe Paterno, Penn State	382-126-3 (.750)
3. Jim Tressel, Youngstown State/Ohio State	217-75 (.743)
4. PHILLIP FULMER, TENNESSEE	150-52 (.742)
5. Steve Spurrier, Florida/South Carolina	170-60-2 (.737)

FULMER YEAR-BY-YEAR

	Overall	Pct.	SEC	Div. Finish	Nat'l Rank	Bowl
1992	4-0	1.000	2-0	na	12	Hall of Fame (W)
1993	10-2	.833	7-1	T-1st E	11	Citrus (L)
1994	8-4	.667	5-3	2nd E	18	Gator (W)
1995	11-1	.917	7-1	2nd E	2	Citrus (W)
1996	10-2	.833	7-1	2nd E	9	Citrus (W)
1997	11-2	.846	*7-1	1st E	7	Orange (L)
1998	13-0	1.000	^*8-0	1st E	1	Fiesta (W)
1999	9-3	.750	6-2	2nd E	9	Fiesta (L)
2000	8-4	.667	5-3	T-2nd E	25	Cotton (L)
2001	11-2	.846	7-1	1st E	4	Citrus (W)
2002	8-5	.615	5-3	3rd E	nr	Peach (L)
2003	10-3	.769	6-2	T-1st E	15	Peach (L)
2004	10-3	.769	7-1	1st E	13	Cotton (W)
2005	5-6	.455	3-5	T-4th E	nr	
2006	9-4	.692	5-3	2nd E	23	Outback (L)
2007	10-4	.714	6-2	T-1st E	16	Outback (W)
2008	3-7	.333	1-5			
Totals	150-52	.742	94-35			Bowls (8-7)

*-Won Back-to-Back SEC Championships; ^-National Champions

FULMER BY THE NUMBERS

Home Games	87-19
Road Games	51-23
Neutral Games	12-10
Bowl Games	8-7
Overtime	7-2
vs. SEC	96-37*
vs. Non-Conference	54-15
vs. SEC East	59-21
vs. SEC West	37-16*
SEC Home Games	48-16
SEC Road Games	46-18
vs. Ranked Teams	44-37
vs. Non-Ranked Teams	106-15
Games decided by 7 points or less	45-21
Games decided by 3 points or less	24-9
August	4-0
September	40-18
October	43-14
November	52-10
December	4-4
January	7-6

*includes 2-3 mark in 1997 (W), 1998 (W), 2001 (L), 2004 (L) and 2007 (L) SEC Championship games

FULMER SEVENTH ON SEC'S ALL-TIME WINS LIST

Phillip Fulmer's 150 head coaching victories put him in a tie for seventh place on the Southeastern Conference's all-time wins list, making him and South Carolina's Steve Spurrier the only active head coaches in the league's all-time top 10.

Fulmer ranks even higher on the SEC regular-season victories list, as his 94 regular-season conference wins are good enough for sixth place all-time.

SEC ALL-TIME WINS LIST

Coach (Schools)	Wins
1 Paul Bryant (Kentucky/Alabama)	292
2 Vince Dooley (Georgia)	201
3 Dan McGugin (Vanderbilt)	197
4 John Vaught (Mississippi)	190
5 Ralph Jordan (Auburn)	176
6 Robert Neyland (Tennessee)	173
7 Phillip Fulmer (Tennessee)	150
7 Steve Spurrier (Florida/S. Carolina)	150
9 Wallace Butts (Georgia)	140
10 Charlie McLendon (LSU)	137

NON-CONFERENCE DOMINANCE

Since 1989 (Fulmer's first season as UT's offensive coordinator), Tennessee has a 69-18-1 (.789) record in non-conference games.

Only nine of those defeats have been in the regular season (Notre Dame in 1990, 2004 and 2005, at UCLA in 1994 and 2007, at Memphis in 1996, Miami [Fla.] in 2002, at Cal in 2007 and vs. Wyoming two weeks ago). The other nine losses all came in bowl games.

During Fulmer's tenure as head coach, Tennessee is 54-15 (.782) against non-conference foes. Fulmer's home record against non-conference teams is a daunting 38-3 (.926), with the three setbacks coming vs. Miami (Fla.) in 2002, vs. Notre Dame in 2004 and vs. Wyoming in 2008.

NOVEMBERS TO REMEMBER

Tennessee has a 52-10 (.838) mark in the month of November since the beginning of Phillip Fulmer's tenure. Tennessee is 30-6 (.833) at home and 22-4 (.846) on the road since Fulmer took the reigns of the program in 1993.

The Vols have posted nine undefeated Novembers and have lost only one game four times. Tennessee has never had a losing record in the month of November under the 17th-year coach. Tennessee finished 2-2 in both 2005 and 2006, but rebounded with a 4-0 run last year.

FULMER CHASING ELITE COACHING LIST

Bobby Bowden of Florida State, Joe Paterno of Penn State, Jim Tressel of Ohio State, Steve Spurrier of South Carolina, Chris Ault of Nevada and Frank Beamer of Virginia Tech. And Tennessee head coach Phillip Fulmer is on the cusp of rejoining that list.

There are only six active coaches in the NCAA's Football Bowl Subdivision (formerly Division I-A) who own a won-lost record at least 100 games over the .500 mark. Fulmer stands 98 games above .500 with a career record of 150-52 and two games remaining in the 2008 season.

Coach, Current School	Years	W-L-T	+ .500
Bobby Bowden, Florida State	43	380-122-4	258
Joe Paterno, Penn State	43	382-126-3	256
Jim Tressel, Ohio State	23	217-75	142
Steve Spurrier, South Carolina	19	170-60-2	110
Chris Ault, Nevada	24	196-89-1	107
Frank Beamer, Virginia Tech	28	215-112-4	103
Phillip Fulmer, Tennessee	17	150-52-0	98



Fulmer's Vols have been ranked at game time for 170 of his 202 games as head coach ... Fulmer has produced 90 NFL draft picks, including 16 first-rounders ...

TENNESSEE SCOUTING REPORT

QUARTERBACKS

Junior **Jonathan Crompton** worked out with the first team during the bye week, but sophomore **Nick Stephens** and redshirt freshman **B.J. Coleman** could also play Saturday vs. Vanderbilt ... Crompton started the first four games of the season and played in the last two ... He has completed 80-of-158 passes and thrown three touchdowns in six games ... Stephens is 63-of-130 for 840 yards and four touchdowns in seven games ... If Coleman were to play, it would be only his second career game ... He has not yet thrown a pass.

RUNNING BACKS

Tennessee has rushed for 1,043 yards in 10 games (104.3 ypg) ... Tennessee has produced just one 100-yard rusher in 10 games ... **Arian Foster** boasted 196 yards on 25 carries in his first two games (98 ypg, 7.8 ypc), but has gained just 262 yards on 74 carries in the last seven games (37.4 ypg, 3.5 ypc) ... He is 226 yards from being UT's all-time leading rusher ... Foster is a threat as a pass catcher out of the backfield as well with 725 career receiving yards ... He missed the Wyoming game with a leg injury ... Change-of-pace back **Montario Hardesty** has been used prominently in the red zone ... He has five TDs this season ... **Lennon Creer** carried 16 times for 82 yards vs. Wyoming, while **Tauren Poole** carried 11 times for 44 yards.

WIDE RECEIVERS

Lucas Taylor leads the team with 26 catches for 332 yards through 10 games after posting 1,000 yards last season ... **Gerald Jones** has emerged as a go-to receiver this season with 26 catches and four receiving TDs ... He has four times led the Vols in receptions (AU game excluded) ... **Denarius Moore** has become a deep threat, catching a pass for 45 yards or more in three-straight games (Northern Illinois-Miss. St.) ... He has 10 catches on the season ... **Austin Rogers** caught 56 passes for 624 yards and four touchdowns last season, but has just 13 catches for 173 yards this season ... **Josh Briscoe**, another playmaker from 2007, has only 14 receptions for 176 yards this season ... Tight ends **Luke Stocker** and **Brandon Warren** have a combined 22 receptions.

OFFENSIVE LINE

The unit has allowed 21 sacks in 10 games after allowing just four sacks during the entire 2007 season ... The unit has a combined 137 career starts between them ... The group has paved the way for 1,043 rushing yards and 10 rushing TDs this season ... Left guard **Anthony Parker** was a unanimous preseason All-SEC selection and a preseason All-America selection in some publications ... **Vladimir Richard** is the most versatile of the group and can play both guard positions ... Parker and **Ramon Foster** are the seniors in the unit ... Center **Josh McNeil** has started 33-consecutive games.

DEFENSIVE LINE

Tennessee allowed a 100-yard rusher for the only time this season at Georgia ... The unit has 23 tackles for loss in the last six games, including 6.5 vs. Wyoming ... The line has eight sacks this season ... Senior DE **Robert Ayers** has 12 TFLs through 10 games after posting 8.5 in the last four games ... DT **Dan Williams** and Ayers combined for 24 stops in the last three games ... Williams leads the unit with 41 tackles this season ... DTs **Walter Fisher** and **Demonte Bolden** split time at the right tackle spot ... Fisher earned his first-career start vs. NIU ... Junior **Wes Brown** has 34 tackles and 5.5 TFLs this season ... He led the unit with four tackles vs. Miss. St. and eight vs. Wyoming ... Sophomore **Gerald Williams** has earned his way into the rotation and posted a career-high five tackles at South Carolina ... **Victor Thomas** and **Donald Langley** are backups at the tackle spots.

LINEBACKERS

Ellix Wilson has led the team in tackles in four of his nine games including a career-high 16 at Georgia ... He leads the team for the season with 75 stops ... **Rico McCoy** is second on the team with 68 tackles after leading the team in tackles in each of the last three games (13 vs. Alabama, nine at South Carolina, 10 vs. Wyoming) ... Wilson has 4.5 TFLs this season and one sack ... McCoy was second on the team with 106 tackles last season ... Seniors **Adam-Myers White** and **Nevin McKenzie** both see time at the strong-side position ... Myers-White started the first four games and McKenzie has started the last six ... McKenzie is a converted safety and Myers-White has played in 43 career games and started four times.

SECONDARY

The group has picked off 14 passes through 10 games and broken up 25 passes ... SS **Eric Berry** has 11 career interceptions (six this season) and is the SEC record holder in career interception return yards with 442 ... He has 64 tackles this season after leading the team with 10 vs. Miss. St. and posting 11 vs. Alabama ... FS **Demetrick Morley** missed the 2007 season after posting 66 tackles and three picks in 2006 ... He has two picks and 40 tackles this season, but missed the Wyoming game due to academic suspension ... Athleticism of corners **Dennis Rogan** and **DeAngelo Willingham** is exceptional ... Willingham has three picks on the year ... **Brent Vinson** started 10 games a year ago and has struggled to get back into the rotation this season ... **Marsalous Johnson** and **Antonio Gaines** have a combined 14 tackles this season and spell the starters or work in special packages.

SPECIAL TEAMS

Daniel Lincoln is 8-of-15 this season kicking field goals after making 21 of 29 a year ago ... **Britton Colquitt** returned to take over the punting duties at Georgia and has kicked 32 times for 44.3-yard average in five games ... **Gerald Jones** is averaging 10.3 yards per punt return this season ... **Dennis Rogan** is averaging 24.8 yards per kickoff return this season.



STATISTICAL COMPARISON

	Tennessee	Vanderbilt
Overall Record:	3-7	6-4
Conference Record:	1-5	4-3
Scoring:	16.0	21.3
First Downs:	14.1	15.2
Total Offense:	267.1	266.9
Rushing Yards:	104.3	151.7
Passing Yards:	162.8	115.2
Kickoff Returns:	23.5	19.4
Punt Returns:	7.8	11.0
Punting (net avg.):	34.6	35.5
Time of Possession:	27:18	30:36
3rd-Down Conversions:	34%	36%
4th-Down Conversions:	25%	33%
Turnover Margin:	0.20	0.70
Points Allowed:	18.1	19.8
Total Yards Allowed:	275.6	325.0
Rush Yards Allowed:	111.6	136.0
Pass Yards Allowed:	164.0	189.0

INDIVIDUAL LEADERS

RUSHING

Tennessee	GP	Att	Net	Avg	TD	Long	Avg/G
Arian Foster	9	99	458	4.6	1	41	50.9
Lennon Creer	9	54	284	5.3	3	45	31.6
M. Hardesty	9	61	211	3.5	5	20	23.4

Vanderbilt

	GP	Att	Net	Avg	TD	Long	Avg/G
Jared Hawkins	10	129	571	4.4	4	40	57.1
Chris Nickson	9	104	469	4.5	6	59	52.1
Mackenzi Adams	9	52	144	2.8	0	23	16.0

PASSING

Tennessee	GP	Effic	Cmp-Att-Int	Pct	Yds	TD	Avg/G
J. Crompton	6	93.73	80-158-4	50.6	788	3	131.3
Nick Stephens	7	108.28	63-130-3	48.5	840	4	120.0

Vanderbilt

	GP	Effic	Cmp-Att-Int	Pct	Yds	TD	Avg/G
Chris Nickson	9	112.8	58-111-2	52.3	533	8	59.2
Mackenzi Adams	9	104.2	56-108-6	51.9	619	5	68.8

RECEIVING

Tennessee	GP	Rec	Yds	Avg	TD	Long	Avg/G
Lucas Taylor	9	26	332	12.8	1	48	36.9
Gerald Jones	9	26	301	11.6	4	43	33.4
Arian Foster	9	18	149	8.3	0	26	16.6

Vanderbilt

	GP	Rec	Yds	Avg	TD	Long	Avg/G
Sean Walker	10	27	388	14.4	3	79	38.8
Brandon Barden	10	22	182	8.3	3	31	18.2
Jared Hawkins	10	16	121	7.6	1	39	12.1

FIELD GOALS

Tennessee	FGM-FGA	Pct	Lg	PATs
Daniel Lincoln	8-15	53.3	47	17-17

Vanderbilt

	FGM-FGA	Pct	Lg	PATs
B. Hahnfeldt	8-12	66.0	49	27-27

PUNTING

Tennessee	No.	Yds	Avg	Long	I20
B. Colquitt	32	1417	44.3	48	8

Vanderbilt

	No.	Yds	Avg	Long	I20
Brett Upson	56	2261	40.4	57	9

Tennessee Volunteers Pronunciation Guide

(listed alphabetically)

98	Demonté Bolden duh-MON-tay	DT
80	Jeff Cottam COTT-um	TE
47	Britton Colquitt COLE-kwit	P
27	Arian Foster AIR-ee-in	TB
90	Steven Fowlkes FOLKS	DE
43	Savion Frazier SAV-ee-on	LB
2	Montario Hardesty mon-TARE-ee-oh HARD-iss-tee	TB
31	Marsalous Johnson mar-SAL-us	DB
65	Jacques McClendon JOCK	OG
6	Denarius Moore duh-NARE-ee-iss	WR
70	Darius Myers DARE-ee-iss	OG
29	Stephaun Raines stuh-FON	DB
56/34	Nick/Shane Reveiz ruh-VAZE	LB
51	Vladimir Richard VLAD-uh-meer	OG
33	Ja'Kouri Williams ja-COOR-ee	TB
35	Ellix Wilson ELL-ix	LB
John Chavis - Defensive Coordinator CHAY-viss		



Tennessee Depth Chart

OFFENSE

TE	88	Luke Stocker (So., 6-6, 245)
	80	Jeff Cottam (Jr., 6-8, 260)
	1	Brandon Warren (So., 6-1, 225)
LT	79	Chris Scott (Jr., 6-5, 310)
	72	Ramone Johnson (So., 6-5, 315)
LG	51	Vladimir Richard (Jr., 6-4, 300)
	74	Jarrod Shaw (So., 6-4, 330)
C	50	Josh McNeil (Jr., 6-4, 280)
	66	Cody Sullins (Jr., 6-1, 285)
RG	75	Anthony Parker (Sr., 6-3, 300) OR
	65	Jacques McClendon (Jr., 6-3, 320)
RT	78	Ramon Foster (Sr., 6-6, 325) OR
	74	Jarrod Shaw (So., 6-4, 330)
WR	21	Austin Rogers (Jr., 6-2, 185) OR
	81	Josh Briscoe (Sr., 6-3, 183)
	11	Todd Campbell (Fr., 6-0, 185)
WR	4	Gerald Jones (So., 6-0, 185)
	87	Quintin Hancock (Jr., 6-3, 200)
WR	12	Lucas Taylor (Sr., 6-0, 185)
	6	Denarius Moore (So., 6-1, 185)
QB	8	Jonathan Crompton (Jr., 6-4, 220)
	18	B.J. Coleman (Fr., 6-3, 210)
	17	Nick Stephens (So., 6-4, 215)
TB	27	Arian Foster (Sr., 6-1, 215)
	2	Montario Hardesty (Jr., 6-0, 210)
	3	Lennon Creer (So., 6-1, 210)
FB	45	Kevin Cooper (So., 6-0, 240)
	40	Austin Johnson (Fr., 6-2, 242)

DEFENSE

LE	94	Wes Brown (Jr., 6-4, 256)
	84	Chris Walker (So., 6-3, 230)
LT	98	Demonté Bolden (Sr., 6-6, 290)
	95	Walter Fisher (Sr., 6-3, 275)
	52	Victor Thomas (So., 6-4, 270)
RT	55	Dan Williams (Jr., 6-3, 310) OR
	95	Walter Fisher (Sr., 6-3, 275)
	58	Donald Langley (Fr., 6-2, 290)
RE	91	Robert Ayers (Sr., 6-3, 270)
	99	Ben Martin (So., 6-3, 240)
	57	Gerald Williams (So., 6-4, 240)
SLB	20	Nevin McKenzie (Sr., 6-2, 215)
	48	Adam Myers-White (Sr., 6-2, 215)
	9	Daryl Vereen (Fr., 6-0, 200)
MLB	35	Ellix Wilson (Sr., 5-10, 225)
	56	Nick Reveiz (So., 5-10, 225)
WLB	5	Rico McCoy (Jr., 6-1, 215)
	43	Savion Frazier (So., 6-2, 210)
LCB	24	DeAngelo Willingham (Sr., 6-0, 200)
	13	Brent Vinson (So., 6-0, 190)
RCB	41	Dennis Rogan (So., 5-10, 185)
	31	Marsalous Johnson (Jr., 5-9, 180)
FS	7	Demetrice Morley (Jr., 6-2, 195)
	23	Prentiss Waggner (Fr., 6-2, 170)
SS	14	Eric Berry (So., 5-11, 195)
	36	Anthony Anderson (Fr., 6-1, 180)

SPECIALISTS

PR	4	Gerald Jones (So., 6-0, 185) OR
	41	Dennis Rogan (So., 5-10, 185)
KR	41	Dennis Rogan (So., 5-10, 185) AND
	3	Lennon Creer (So., 6-1, 210)
	14	Eric Berry (So., 5-11, 195)
	6	Denarius Moore (So., 6-1, 185)
	4	Gerald Jones (So., 6-0, 185)
P	47	Britton Colquitt (Sr., 6-3, 205)
	95	Chad Cunningham (So., 6-3, 210)
PK	26	Daniel Lincoln (So., 6-0, 204)
	95	Chad Cunningham (So., 6-3, 210)
KO	47	Britton Colquitt (Sr., 6-3, 205) OR
	95	Chad Cunningham (So., 6-3, 210)
DS	53	Morgan Cox (Jr., 6-4, 225)
H	9	Bram Cannon (Jr., 6-2, 185)

Vanderbilt Depth Chart

OFFENSE

WR	80	Justin Wheeler (6-1, 178, R-Jr.)
	88	George Smith (6-3, 202, R-Sr.)
WR	7	Sean Walker (6-0, 178, R-Sr.)
	23	Udom Umoh (6-0, 172, R-Fr.)
WR	25	Jamie Graham (5-11, 190, R-Fr.)
	4	Alex Washington (5-9, 185, R-Jr.)
TE	87	Brandon Barden (6-5, 245, R-Fr.)
	85	Jake Bradford (6-6, 270, Sr.)
QB	9	Mac kenzi Adams (6-3, 215, R-Jr.)
	3	Chris Nickson (6-1, 212, R-Sr.)
TB	31	Jared Hawkins (5-10, 202, R-Jr.)
	21	Jeff Jennings (6-1, 215, R-Sr.)
LT	68	Reilly Lauer (6-6, 278, R-So.)
	72	Kyle Fischer (6-6, 300, R-Fr.)
LG	73	Ryan Custer (6-3, 295, R-Jr.)
	72	Kyle Fischer (6-6, 300, R-Fr.)
C	60	Bradley Vierling (6-3, 292, R-Jr.)
	63	Chris Aaron (6-3, 290, R-So.)
RG	66	Eric Hensley (6-6, 312, R-Jr.)
	71	Joey Bailey (6-4, 280, R-So.)
RT	76	Thomas Welch (6-7, 305, R-Jr.)
	77	James Williams (6-6, 305, R-Fr.)

DEFENSE

DE	96	Steven Stone (6-5, 272, R-Jr.)
	89	Terrell Brannon (6-3, 245, R-So.)
DT	56	Greg Billinger (6-4, 290, Jr.)
	84	Rob Lohr (6-4, 275, Fr.) OR
	58	Colt Nichter (6-2, 285, Fr.)
DT	59	Adam Smotherman (6-4, 285, R-So.)
	74	T.J. Greenstone (6-3, 278, R-Fr.)
DE	90	Broderick Stewart (6-5, 230, R-Jr.)
	91	Theron Kadri (6-4, 272, So.)
SLB	49	John Stokes (6-5, 228, So.)
	11	Brent Trice (6-3, 218, Jr.)
	46	Austin Newton (6-3, 218, R-So.)
MLB	13	Chris Marve (6-0, 225, R-Fr.)
	45	Chris Johnson (6-1, 228, R-Jr.)
WLB	30	Patrick Benoist (6-0, 220, Jr.)
	52	Nathan Campbell (6-3, 228, R-So.)
CB	17	D.J. Moore (5-10, 182, Jr.)
	14	Josh Allen (5-9, 184, R-Sr.)
SS	33	Reshard Langford (6-2, 212, R-Sr.)
	38	Sean Richardson (6-2, 190, Fr.)
FS	2	Ryan Hamilton (6-2, 210, R-Jr.)
	29	Joel Caldwell (6-1, 195, R-Jr.)
CB	5	Myron Lewis (6-3, 202, Jr.)
	16	Alan Strong (5-10, 180, R-So.)
NB	6	Darion Spear (5-10, 186, R-Jr.)
	19	Casey Hayward (6-0, 178, Fr.)

SPECIALISTS

P	39	Brett Upton (5-11, 185, Jr.)
	8	Bryant Hahnfeldt (5-11, 185, Sr.)
KO	8	Bryan Hahnfeldt (5-11, 185, Sr.)
PK	8	Bryan Hahnfeldt (5-11, 185, Sr.)
	94	Ryan Fowler (5-11, 165, Fr.)
H	9	Mac kenzi Adams (6-3, 215, R-Jr.)
PR	17	D.J. Moore (5-10, 182, Jr.)
	25	Jamie Graham (5-11, 190, R-Fr.)
KR	17	D.J. Moore (5-10, 182, Jr.)
	7	Sean Walker (6-0, 178, R-Sr.)
SN	49	John Stokes (6-5, 228, So.)
	69	David Giller (6-1, 240, So.)

SERIES HISTORY: TENNESSEE vs VANDERBILT

LAST MEETING

Nov. 17, 2007

Neyland Stadium - Knoxville, Tenn.

Attendance: 105,077

KNOXVILLE - Daniel Lincoln kicked a 33-yard field goal with 3:04 remaining in the game to give Tennessee a 25-24 edge over Vanderbilt and complete the second-largest fourth quarter comeback in school history.

Vanderbilt's Bryan Hahnfeldt had a chance to give the Commodores the win in the final seconds, but his 49-yard field goal grazed the left upright and sailed wide, securing the Vols' first perfect record at home since 1999.

Erik Ainge overcame a sloppy first three quarters to pilot three scoring drives in the final 17 minutes. He finished 29-of-43 for 245 yards and three touchdowns, one to each of his three favorite targets, Lucas Taylor, Austin Rogers and Josh Briscoe. Arian Foster put forth another solid effort on the ground, carrying 19 times for 106 yards.

The Vols trailed 24-9 at the start of the fourth quarter, but were threatening at the Vanderbilt 26. Ainge completed two passes, the second to Briscoe for a touchdown that pulled Tennessee within eight at 24-16.

After two defensive stops, Ainge drove the offense 83 yards in under three minutes and completed a five-yard strike to Rogers for the score. A failed two-point try left the Vols trailing 24-22.

The defense forced its third three-and-out of the quarter, then Dennis Rogan returned the punt 45 yards to the Vanderbilt 33. Ainge and Foster drove the Vols to the 16 before giving way to Lincoln for the go-ahead score.

D.J. Moore returned Tennessee's ensuing kickoff to the Tennessee 42, and Vanderbilt drove 11 yards on six plays before Hahnfeldt missed what would have been the game-winner.

Vanderbilt scored 17 unanswered points in the second and third quarters after Tennessee took a 9-7 lead on a 33-yard Lincoln field goal. The Vols scored on their opening drive of the game, but Lincoln's PAT was blocked. Vanderbilt took a 7-6 lead on touchdown pass from Mackenzi Adams to Brad Allen midway through the second frame.

Mayo led the Vols' defensive effort with 15 stops. Rogan returned three kickoffs and three punts for 146 total yards, averaging 24 yards per punt return and 24.6 yards per kick return.

SCORE BY QUARTERS

Vanderbilt	0	17	7	0	--	24
Tennessee	6	3	0	16	--	25

SCORING SUMMARY

1st - UT - Taylor 6 pass from Ainge (Lincoln kick blocked).

2nd - VU - Allen 5 pass from Adams (Hahnfeldt kick). UT - Lincoln 33 field goal. VU - Jennings 19 pass from Adams (Hahnfeldt kick). VU - Hahnfeldt 33 field goal.

3rd - VU - Smith 2 pass from Adams (Hahnfeldt kick).

4th - UT - Briscoe 7 pass from Ainge (Lincoln kick). UT - Rogers 5 pass from Ainge (Ainge pass failed). UT - Lincoln 33 field goal.

TEAM STATS

	VU	UT
First Downs	17	22
Rushes-Yards	41-131	28-105
Passing Yards	139	245
Passes (A-C-I)	26-14-0	43-29-0
Total Offensive Plays	67	71
Total Offense	270	350
Fumbles-Lost	0-0	1-1
Penalties-Yards	4-34	6-28
Punts-Average	6-46	3-41.3
Time of Possession	33:42	26:18
Third-Down Conversions	6 of 14	2 of 12
Fourth-Down Conversions	0 of 0	2 of 2
Sacks By-Yards	0-0	0-0

SERIES HISTORY: UT leads, 69-27-5

In Knoxville: UT leads, 35-10-1

In Nashville: UT leads 34-17-4

Year	Site	Result	Score
1892	Knoxville	L	4-22
1892	Nashville	L	0-12
1900	Nashville	T	0-0
1901	Nashville	L	0-22
1902	Knoxville	L	5-12
1903	Nashville	L	0-40
1904	Nashville	L	0-22
1905	Knoxville	L	0-45
1908	Nashville	L	9-16

1909	Nashville	L	0-51
1910	Nashville	L	0-18
1913	Nashville	L	6-7
1914	Nashville	W	16-14
1915	Nashville	L	0-35
1916	Knoxville	W	10-6
1919	Nashville	T	3-3
1920	Knoxville	L	0-20
1921	Nashville	L	0-14
1922	Knoxville	L	6-14
1923	Nashville	L	7-51
1925	Nashville	L	7-34
1926	Nashville	L	3-20
1927	Knoxville	T	7-7
1928	Nashville	W	6-0
1929	Knoxville	W	13-0
1930	Nashville	W	13-0
1931	Knoxville	W	21-7
1932	Nashville	T	0-0
1933	Knoxville	W	33-6
1934	Nashville	W	13-6
1935	Knoxville	L	7-13
1936	Nashville	W	26-13
1937	Knoxville	L	7-13
1938	Nashville	W	14-0
1939	Knoxville	W	13-0
1940	Nashville	W	20-0
1941	Knoxville	W	26-7
1942	Nashville	W	19-7
1945	Knoxville	W	45-0
1946	Nashville	W	7-6
1947	Knoxville	W	12-7
1948	Nashville	L	6-28
1949	Knoxville	W	26-20
1950	Nashville	W	43-0
1951	Knoxville	W	35-27
1952	Nashville	W	46-0
1953	Knoxville	W	33-6
1954	Nashville	L	0-26
1955	Knoxville	W	20-14
1956	Nashville	W	27-7
1957	Knoxville	W	20-6
1958	Nashville	W	10-6
1959	Knoxville	L	0-14
1960	Nashville	W	35-0
1961	Knoxville	W	41-7
1962	Nashville	W	30-0
1963	Knoxville	W	14-0
1964	Nashville	L	0-7
1965	Knoxville	W	21-3
1966	Nashville	W	28-0
1967	Knoxville	W	41-14
1968	Nashville	W	10-7
1969	Knoxville	W	40-27
1970	Nashville	W	24-6
1971	Knoxville	W	19-7
1972	Nashville	W	30-10
1973	Knoxville	W	20-17
1974	Nashville	T	21-21
1975	Knoxville	L	14-17
1976	Nashville	W	13-10
1977	Knoxville	W	42-7
1978	Nashville	W	41-15
1979	Knoxville	W	31-10
1980	Nashville	W	51-13
1981	Knoxville	W	38-34
1982	Nashville	L	21-28
1983	Knoxville	W	34-24
1984	Nashville	W	29-13
1985	Knoxville	W	30-0
1986	Nashville	W	35-20
1987	Knoxville	W	38-36
1988	Nashville	W	14-7
1989	Knoxville	W	17-10
1990	Nashville	W	49-20
1991	Knoxville	W	45-0
1992	Nashville	W	29-25
1993	Knoxville	W	62-14
1994	Nashville	W	65-0
1995	Knoxville	W	12-7
1996	Nashville	W	14-7
1997	Knoxville	W	17-10
1998	Nashville	W	41-0
1999	Knoxville	W	38-10
2000	Nashville	W	28-26
2001	Knoxville	W	38-0
2002	Nashville	W	24-0
2003	Knoxville	W	48-0
2004	Nashville	W	38-33
2005	Knoxville	L	24-28
2006	Nashville	W	39-10
2007	Knoxville	W	25-24

SERIES BREAKDOWN (SINCE 1992)

TENNESSEE vs. Vanderbilt

Points Per Game: 33.8

Net Rushing Per Game: 218.3

Net Passing Per Game: 211.5

Total Offense Per Game: 429.8

VANDERBILT vs. Tennessee

Points Per Game: 12.1

Net Rushing Per Game: 97.0

Net Passing Per Game: 143.9

Total Offense Per Game: 240.9

CURRENT VOLS' CAREER STATS VS. VANDERBILT

Rushing	Att.	Net	Avg.	TD	Lg.
A. Foster	62	325	5.2	2	66
Hardesty	11	52	4.7	0	23
Receiving	No.	Yds.	Avg.	TD	Lg.
Taylor	9	90	10.0	1	20
Rogers	8	60	7.5	1	19
A. Foster	7	79	11.2	0	26
Briscoe	3	47	15.6	0	27
Hancock	1	5	5.0	0	5
Jones	1	0	0	0	0
Punt Returns	No.	Yds.	Avg.	TD	Lg.
Rogan	3	72	24	0	45
Kick Returns	No.	Yds.	Avg.	TD	Lg.
Rogan	3	74	24.6	0	41
Taylor	2	77	38.5	0	47
Creer	2	32	16.0	0	17
M. Johnson	2	28	14.0	0	20

KEY GAMES IN THE SERIES

Nov. 28, 1987

Tennessee 38, Vanderbilt 36

Tennessee spotted Vandy a 28-3 lead midway through the second quarter before staging the biggest rally in school history for a 38-36 victory.

The Commodores scored on their first four possessions, but the Vols scored on five consecutive possessions in the second and third quarters to take a 35-28 lead and hold on for the triumph after Phil Reich's 47-yard field goal in the fourth quarter proved to be the ultimate difference.

Vol tailback Reggie Cobb continued his assault on the record books, gaining 140 yards in 27 carries to bring his season total to 1,197. His second-quarter touchdown was his 20th of the year, tying Herschel Walker's SEC single season scoring record.

The Vol defense was led by Keith DeLong, who was in on 19 tackles, and Victor Peppers, who stopped a third-quarter Vandy drive with his second interception of the season. Charles Kimbrough recovered one fumble and caused another on a kickoff.

Nov. 19, 2005

Vanderbilt 28, Tennessee 24

Vanderbilt snapped the nation's second-longest losing streak to an opponent and also crushed any hopes for Tennessee to secure a bowl bid when it beat the Volunteers 28-24 at Neyland Stadium.

For 22 consecutive years, the Commodores had fallen to the Vols. But Jay Cutler, who wasn't even born when Vanderbilt last edged Tennessee in 1982, steered the Commodores to victory in his final game.

Trailing 24-21 with 1:11 to play, Cutler hit Earl Bennett for the 5-yard, game-winning touchdown. The Vols managed to get to the Vanderbilt 11-yard line, but Rick Clausen's desperation pass into the end zone with no time left was intercepted and the Commodores rushed the field.

For Tennessee, the game ended the Vols' run of 16 straight bowl appearances, the nation's third-longest streak, and guaranteed UT a losing record in SEC play for the first time under Phillip Fulmer.

Arian Foster provided the glaring highlight of an otherwise cloudy day for the Vols. He had a career-high 223 rushing yards on 40 attempts. His 268 all-purpose yards tied him for the third-best single-game performance in UT history. It was Foster's fourth consecutive game of 100 yards or more since taking the starring role.

THE SOUTHEASTERN CONFERENCE



All-Time Football Records (entering 2008)

School	Overall	Pct.	SEC	Pct.
Alabama	787-313-43	.707	341-159-20	.675
Arkansas	646-435-40	.594	61-65-2	.484
Auburn	676-388-47	.630	274-207-18	.567
Florida	628-368-40	.625	256-192-15	.569
Georgia	713-381-54	.645	283-185-14	.602
Kentucky	553-546-44	.503	147-320-12	.319
LSU	692-378-47	.641	268-195-22	.575
Mississippi	597-460-35	.563	232-230-15	.502
Mississippi St.	481-519-39	.482	157-316-13	.336
South Carolina	521-523-44	.499	46-78-1	.372
Tennessee	771-320-53	.697	308-153-19	.661
Vanderbilt	546-542-50	.502	114-355-18	.253

All-Time SEC Championships

Alabama	21
Tennessee	13
Georgia	12
LSU	10
Florida	7
Mississippi	6
Auburn	6
*Georgia Tech	5
*Tulane	3
Kentucky	2
Mississippi State	1
Arkansas	0
South Carolina	0
Vanderbilt	0

* Denotes former member of the SEC

INTERDIVISIONAL EXCELLENCE

The Vols own the best interdivision record among SEC teams, going 35-15-1 (.696) against the Western Division since the league split in 1992.

SHUTOUTS

Since conference expansion in 1992, Tennessee ranks tied for second in SEC in shutouts posted by its defense with 13 (tied with Auburn). The Vols have recorded at least one shutout in three of the last seven years.

VOLS STRONG AS SEC ROAD WARRIORS

Since 1992, Tennessee owns one of the best road records in league games among SEC teams, going 48-19 for a mark of .716.

SEC AMONG BCS BOWL LEADERS

Since the adoption of the BCS format in 1998, the Southeastern Conference leads the nation in BCS wins with 11 and also ranks first in BCS winning percentage (.733).

The SEC is second nationally with 17 all-time BCS bowl appearances (the Big 10 leads with 19).

The SEC's four BCS national championships are more than any other conference (Tennessee in 1998, LSU in 2003 and 2007 and Florida in 2006).

SEC ATTENDANCE LEADER SINCE 1974

Tennessee has led the SEC in football attendance every year since 1974—34 straight seasons.

The Volunteers have ranked in the NCAA's top four in attendance for 32 consecutive years.

The SEC has been the nation's top-drawing conference for the last 26 seasons (total attendance).

TOP-25 FINISHES

Since 2000, the Southeastern Conference has had more teams ranked in the final *USA Today* Coaches' Poll than any other conference. The SEC has had 39 teams ranked in the last eight final *USA Today* Coaches' polls, an average of almost five per season. The Big 12 is second with 31 teams ranked since 2000.

The SEC has led or tied for lead in most teams ranked in the final *USA Today* Coaches' Polls in seven of the last eight seasons.

BOWL GAME APPEARANCES

Using current conference alignments, the Southeastern Conference has more bowl game appearances and more bowl victories than any other conference.

SEC teams have appeared in 353 bowl games and hold a 184-164-5 record in those games (52.8 winning percentage).

SEC COMING OFF NCAA-RECORD SEVEN BOWL WINS IN 2007-08

The SEC finished the 2007-08 bowl season with a 7-2 record. The seven wins were the most bowl victories by any conference in NCAA history.

The SEC had won six bowl games the previous year and five bowl games six times, with the latest coming in 2003.

Tennessee contributed to the record-breaking bowl season with a 21-17 triumph over Wisconsin in the Outback Bowl.

SEC SIGNS DEALS WITH CBS, ESPN

The Southeastern Conference recently signed a 15-year deal with ESPN to televise sporting events, including football and men's and women's basketball.

The agreement announced in August is the longest ESPN has ever signed and matches the length of the powerhouse league's deal with CBS earlier in the month.

"This agreement makes the SEC the most widely distributed conference in the country," SEC Commissioner Mike Slive said. "The bottom line here is that fans of SEC football will have more access to games and better distribution than they ever have in the past."

ESPN's various outlets will carry more than 5,500 SEC events over the 15-year period, including league championships in women's basketball, baseball, softball and gymnastics.

CBS will carry a football game of the week along with prime-time games and doubleheaders. The CBS agreement also covers other platforms, including certain digital and Internet rights.

2008 SEC STANDINGS

Eastern Division	SEC		Overall	
	W	L	W	L
Florida	7	1	9	1
Georgia	6	2	9	2
Vanderbilt	4	3	6	4
South Carolina	4	4	7	4
Kentucky	2	5	6	5
TENNESSEE	1	5	3	7

Western Division	SEC		Overall	
	W	L	W	L
Alabama	7	0	11	0
LSU	3	3	7	3
Mississippi	3	3	6	4
Auburn	2	5	5	6
Arkansas	1	5	4	6
Mississippi State	1	5	3	7



TENNESSEE'S 2008 SEC PLAYERS OF THE WEEK

Date	Player	Award
Sept. 15	Chris Scott, OT	Offensive Lineman of the Week
Oct. 20	Eric Berry, SS	Defensive Player of the Week

Phillip Fulmer owns a 38-16 (.703) career record against the SEC West and a 58-21 (.734) mark against the SEC East ... He is 54-15 (.782) vs. non-conference teams ...

NATIONAL POLLS

Associated Press Poll Released Nov. 16			USA Today Coaches' Poll Released Nov. 16			Harris Interactive Poll Released Nov. 16			Bowl Championship Series Poll Released Nov. 16		
Team	Record	Points	Team	Record	Points	Team	Record	Points	Team	Record	Avg.
1. Alabama (42)	11-0	1,601	1. Alabama (45)	11-0	1,508	1. Alabama (80)	11-0	2,789	1. Alabama	11-0	.979
2. Texas Tech (21)	10-0	1,574	2. Texas Tech (15)	10-0	1,465	2. Texas Tech (32)	10-0	2,737	2. Texas Tech	10-0	.970
3. Florida (2)	9-1	1,476	3. Florida (1)	9-1	1,373	3. Florida (1)	9-1	2,532	3. Texas	10-1	.891
4. Texas	10-1	1,437	4. Texas	10-1	1,322	4. Texas	10-1	2,476	4. Florida	9-1	.876
5. Oklahoma	9-1	1,369	5. Oklahoma	9-1	1,305	5. Oklahoma	9-1	2,375	5. Oklahoma	9-1	.839
6. USC	9-1	1,310	6. USC	9-1	1,245	6. USC	9-1	2,304	6. USC	9-1	.787
7. Penn State	10-1	1,178	7. Utah	11-0	1,113	7. Penn State	10-1	2,063	7. Utah	11-0	.764
8. Utah	11-0	1,158	8. Penn State	10-1	1,093	8. Utah	11-0	2,014	8. Penn State	10-1	.696
9. Boise State	10-0	1,098	9. Boise State	10-0	1,023	9. Boise State	10-0	1,912	9. Boise State	10-0	.656
10. Ohio State	9-2	1,017	10. Ohio State	9-2	957	10. Ohio State	9-2	1,748	10. Ohio State	9-2	.615
11. Oklahoma State	9-2	987	11. Missouri	9-2	894	11. Missouri	9-2	1,593	11. Georgia	9-2	.613
12. Missouri	9-2	913	12. Oklahoma State	9-2	838	12. Georgia	9-2	1,563	12. Oklahoma State	9-2	.567
13. Georgia	9-2	864	13. Georgia	9-2	832	13. Oklahoma State	9-2	1,560	13. Missouri	9-2	.560
14. Ball State	10-0	714	14. Brigham Young	10-1	690	14. Brigham Young	10-1	1,315	14. BYU	10-1	.439
15. TCU	9-2	659	15. Michigan State	9-2	654	15. Ball State	10-0	1,271	15. Michigan State	9-2	.402
16. Brigham Young	10-1	656	16. Ball State	10-0	613	16. Michigan State	9-2	1,151	16. TCU	9-2	.386
17. Michigan State	9-2	612	17. TCU	9-2	533	17. TCU	9-2	1,039	17. Ball State	10-0	.367
18. LSU	7-3	526	18. LSU	7-3	429	18. LSU	7-3	810	18. LSU	7-3	.273
19. Cincinnati	8-2	413	19. Pittsburgh	7-2	406	19. Pittsburgh	7-2	749	19. Cincinnati	8-2	.259
20. Pittsburgh	7-2	406	20. Cincinnati	8-2	358	20. Cincinnati	8-2	688	20. Pitt	7-2	.217
21. Oregon State	7-3	389	21. Oregon State	7-3	321	21. Oregon State	7-3	558	21. Oregon State	7-3	.203
22. Maryland	7-3	161	22. Oregon	8-3	169	22. Oregon	8-3	221	22. North Carolina	7-3	.133
23. Miami (FL)	7-3	139	23. Maryland	7-3	140	23. Maryland	7-3	207	23. Miami	7-3	.102
24. Oregon	8-3	126	24. Northwestern	8-3	117	24. North Carolina	7-3	206	24. Oregon	8-3	.063
25. North Carolina	7-3	115	25. Boston College	7-3	97	25. Boston College	7-3	197	25. Maryland	7-3	.055

Tennessee's Record When Ranked (AP poll only)			Tennessee's Record Against Ranked Teams (AP poll only)			Tennessee's Last Time In The Polls					
Rank	Record	Last Game	Rank	Record	Last Game	Rank	Associated Press	USA Today			
1	15-0	W, 23-16 vs. Florida State (1/4/99)	1	2-5	L, 3-26 vs. Miami (Fla.) (11/9/02)	1	Final 1998	Final 1998			
2	14-6	L, 20-31 vs. LSU (12/8/01)	2	9-6	L, 29-9 vs. Alabama (10/25/08)	2	Dec. 2, 2001	Dec. 2, 2001			
3	14-4	W, 17-10 vs. UAB (9/3/05)	3	4-13-2	L, 28-38 vs. Auburn (12/8/04)	3	Preseason 2005	Preseason 2005			
4	18-8	L, 13-30 vs. Florida (9/21/02)	4	6-12	L, 6-30 vs. Florida (9/20/08)	4	Aug. 26, 2002	Sept. 11, 2005			
5	18-3-1	L, 7-16 at Florida (9/17/05)	5	3-10-1	L, 14-21 vs. LSU (12/1/07)	5	Sept. 11, 2005	Preseason 2002			
6	16-6	L, 14-27 vs. Clemson (1/2/04)	6	5-7	L, 7-16 at Florida (9/17/05)	6	Sept. 4, 2005	Nov. 18, 2001			
7	26-4-1	W, 16-13 vs. Alabama (10/21/06)	7	6-5-1	L, 20-21 vs. Florida (9/16/06)	7	Oct. 15, 2006	Oct. 2, 2005			
8	31-13-1	L, 24-28 vs. LSU (11/4/06)	8	1-7-1	L, 21-41 at Notre Dame (11/5/05)	8	Oct. 29, 2006	Oct. 29, 2006			
9	26-5-1	L, 13-17 vs. Notre Dame (11/6/04)	9	5-5	W, 35-18 vs. California (9/2/06)	9	Oct. 31, 2004	Oct. 22, 2006			
10	23-7	W, 27-10 vs. Mississippi (10/1/05)	10	7-9-1	L, 14-26 at Georgia (10/11/08)	10	Sept. 25, 2005	Sept. 29, 2002			
11	25-5-2	W, 31-30 vs. Air Force (9/9/06)	11	9-5	L, 14-31 at Arkansas (11/11/06)	11	Sept. 5, 2006	Sept. 18, 2005			
12	13-2	W, 24-10 at Florida (9/20/03)	12	4-6-1	W, 35-14 vs. Georgia (10/6/07)	12	Final 2007	Final 2007			
13	14-6	L, 14-31 at Arkansas (11/11/06)	13	6-4	L, 24-28 vs. LSU (11/4/06)	13	Nov. 5, 2006	Oct. 17, 2004			
14	11-6-1	L, 14-21 vs. LSU (12/1/07)	14	4-4	W, 26-18 vs. LSU (9/29/01)	14	Nov. 25, 2007	Oct. 1, 2006			
15	12-4	L, 31-45 at California (9/1/07)	15	5-3	L, 12-14 at Auburn (9/27/08)	15	Preseason 2007	Nov. 25, 2007			
16	8-4-2	W, 21-17 vs. Wisconsin (1/1/08)	16	4-2	W, 38-23 vs. Boston College (1/1/93)	16	Dec. 2, 2007	Nov. 14, 2004			
17	12-6-2	L, 10-20 vs. Penn State (1/1/07)	17	6-1	W, 24-10 at Florida (9/20/03)	17	Dec. 3, 2006	Sept. 12, 2006			
18	10-4	L, 27-24 (OT) at UCLA (9/1/08)	18	8-2-1	W, 21-17 vs. Wisconsin (1/1/08)	18	Preseason 2008	Preseason 2008			
19	13-2	W, 52-50 (4OT) at Kentucky (11/24/07)	19	2-3	L, 14-34 vs. Alabama (10/26/02)	19	Nov. 18, 2007	Nov. 18, 2007			
20	8-3	L, 17-41 at Alabama (10/20/07)	20	1-4	L, 3-30 vs. Maryland (12/31/02)	20	Oct. 14, 2007	Nov. 16, 1992			
21	0-2	L, 21-35 vs. Kansas State (1/1/01)	21	1-1	L, 20-31 vs. LSU (12/8/01)	21	Oct. 12, 2003	Nov. 19, 2006			
22	4-1	W, 34-13 vs. Arkansas (11/10/07)	22	3-0	W, 38-7 vs. Texas A&M (1/1/05)	22	Nov. 4, 2007	Oct. 14, 2007			
23	2-2	W, 35-18 vs. California (9/2/06)	23	3-0	W, 24-14 vs. Mississippi State (12/5/98)	23	Preseason 2006	Final 2006			
24	2-0	W, 59-7 vs. Louisiana-Lafayette (11/3/07)	24	2-0	W, 38-14 vs. Notre Dame (11/6/99)	24	Oct. 28, 2007	Nov. 4, 2007			
25	3-0	W, 33-21 at Mississippi State (10/13/07)	25		No Games	25	Oct. 7, 2007	Oct. 23, 2005			
Overall Record			338-103-11 (.760)			Overall Record			106-114-8 (.485)		
						NR	Nov. 16, 2008	Nov. 16, 2008			



Tennessee has finished atop both the AP and Coaches' polls two times ... Fulmer's Vols enjoyed a streak of 54 straight weeks in the top 10 from 1995-2000 ...

"It's static noise. You can't hear anything. You go up and down the line, your wide receivers, your running backs, your tight ends, nobody can hear. Nobody."

— **California quarterback Nate Longshore, 2006**

NEYLAND STADIUM RENOVATION PROJECT

The University of Tennessee Athletics Department announced in August that the \$27.4 million Phase II renovations of the Neyland Stadium Master Plan have been completed. Phase III of the renovations will begin at the conclusion of the 2008 season.

The Phase II renovations benefit fans through the renovation of the west lower concourse, the oldest part of the stadium that was constructed in 1921. The improvements increase the number of restrooms and concessions stands in that area while enhancing and making the fan experience safer through wider pedestrian areas, improved lighting and new way-finding signage. Other elements of Phase II include renovations to the locker room, the addition of a field-level Lettermen's Room, a new media center as well as brick work around Shields-Watkins Field.

The addition of a West Club and Tennessee Terrace are the primary funding sources for the estimated \$72 million Phase III renovations.

Upon the completion of Phase III renovations in 2010, 60 percent of the Neyland Stadium renovations will have been finished.

No university funds or taxpayer subsidies are planned to be used in financing the projected more than \$200 million in total renovations.

VOLS' CROWDS AVERAGED NEARLY 104,000 IN 2007; SEC LEADER FOR 34 YEARS

Tennessee's seven home crowds in 2007 averaged 103,918. The Vols' total attendance for those seven contests was 727,426.

In 2005, UT's total attendance of 746,507 (six games) led the nation.

Tennessee has led the Southeastern Conference in football attendance every year since 1974. UT's home crowds also have ranked among the top four in NCAA attendance for a remarkable 32 consecutive seasons.

NEYLAND STADIUM RANKS SECOND NATIONALLY IN TOTAL WINS

Tennessee has won 421 all-time games at Neyland Stadium. That is the second highest win total for any school in the nation at its current home venue.

Only Georgia Tech's Bobby Dodd Stadium (427 wins) has hosted more victories for its team—and Bobby Dodd Stadium (1913) opened eight years before Neyland Stadium (1921).

UT'S WINNING PERCENTAGE AT NEYLAND HIGHER THAN 79 PERCENT SINCE 1990

More than 105,000 fans have witnessed the Vols win better than 79 percent of their games at Neyland Stadium since 1990. Included was a record crowd of 109,061 that saw the Vols' win over Florida Sept. 18, 2004.

NEYLAND BOASTS 78 CROWDS OF MORE THAN 100,000

In their last 82 home games at Neyland Stadium, the Tennessee Vols have played in front of crowds of at least 100,000 fans 78 times.

Since the stadium's capacity was expanded to more than 100,000 in 1996, the Vols have had just five home crowds of less than six figures (Nov. 3, 2007, vs. La.-Lafayette, Sept. 13, 2008, vs. UAB and Oct. 4, 2008, vs. Northern Illinois, Oct. 18, 2008 vs. Mississippi State and Nov. 8, 2008 vs. Wyoming).

Neyland Stadium's current capacity is 102,038, making it the nation's fourth-largest college football venue (trailing Penn State's Beaver Stadium [107,282], Michigan Stadium [106,201] and Ohio State's Ohio Stadium [102,329]).

UT'S RETIRED NUMBERS PERMANENTLY DISPLAYED AROUND STADIUM

A select group of seven celebrated members of the Tennessee football family have had their jerseys retired.

Each of those Vols greats now has his respective jersey permanently displayed on lighted signage just below the upper deck at different corners of Neyland Stadium.

Reggie White's No. 92 was retired and put on display before the 2005 Mississippi game, and Peyton Manning's No. 16 was retired before the 2005 South Carolina contest. Doug Atkins' No. 91 was retired prior to the Vanderbilt game that same year.

The retired numbers of the four Vols who died in service to their country during WWII—Clyde "Ig" Fuson (No. 62), Rudy Klarer (No. 49), Bill Nowling (No. 32) and Willis Tucker (No. 61)—were put on permanent display during a special ceremony prior to the Air Force game in 2006.

86 SEASONS AT NEYLAND

The 2008 season marks Tennessee's 87th year of football in Neyland Stadium. The Volunteers own a 421-104-17 all-time record at home, giving them a Rocky Top winning percentage of .792.

Consecutive Games Without a Loss: 55, beginning Oct. 3, 1925, with a 51-0 victory against Emory & Henry, and ending Oct. 21, 1933, with a 12-6 loss to Alabama.

Consecutive Home Wins: 30, beginning Dec. 8, 1928, with a 13-12 win against Florida and ending Oct. 21, 1933 with a 12-6 loss to Alabama.

Winning Seasons: 76, including 36 undefeated years at home. The last Vols squad to go undefeated at home was the 2007 team, which was 7-0 at Neyland Stadium.

NEYLAND STADIUM TOP-ATTENDANCE GAMES

Attend.	Opponent, Date
1. 109,061	Florida, Sept. 18, 2004
2. 108,768	Florida, Sept. 16, 2000
3. 108,722	Florida, Sept. 21, 2002
4. 108,625	UNLV, Sept. 6, 2004
5. 108,472	LSU, Sept. 29, 2001
6. 108,470	Georgia, Oct. 8, 2005
7. 108,064	Southern Miss, Sept. 2, 2000
8. 107,881	South Carolina, Sept. 27, 2003
9. 107,828	Auburn, Oct. 2, 2004
10. 107,745	Miami (Fla.), Nov. 9, 2002

SHIELDS-WATKINS FIELD AT NEYLAND STADIUM

Director of Sports Surface Management:

Bob Campbell, Certified Sports Field Manager and past president of the Sports Turf Managers Association

Playing surface was artificial turf from 1968-93

Grass field was reinstalled in 1994 and was replanted prior to the 2007 season

It takes 90 gallons of paint to complete the lines, center logo and the famous orange and white checkerboard end zones

The checkerboard end zones first appeared from 1964-67, then reappeared in 1989 and have been in place ever since

Playing field built to United States Golf Association golf green construction specifications:

- 12 inches of sand over four inches of gravel
- Drainage lines 15 feet apart under gravel in subgrade
- Infiltration (drainage) rate of 12 inches per hour
- 16-inch crown from sideline to center of field
- Tifway Bermuda grass mowed at 3/4-inch height

"That's the greatest stadium I've ever been in ... that Tennessee stadium—there's just something different about it. Just the aura around it. It's just a first-rate place and it's been sold out every time I've been in it. I believe it's one of those places in college football where you say, 'It's one of the key bench marks of what college football is supposed to be.'"

— **Neyland Award winner and former Southern Cal and UNLV head coach John Robinson, 2007**



VOLS IN PRO FOOTBALL

NFL PIPELINE

Tennessee had 34 active players on 2008 NFL Kickoff Weekend rosters, ranking tied for seventh nationally.

Tennessee had the third-most active NFL players among SEC schools, trailing Georgia and LSU.

Included among Tennessee's professional standouts are 2006 NFL Pro-Bowlers Peyton Manning, John Henderson, Jason Witten and Al Wilson.

2008 NFL Rosters Players by Colleges

School	NFL Players
Miami (Fla.)	44
Florida State	37
Georgia	36
Michigan	36
Ohio State	36
LSU	35
TENNESSEE	34
Texas	34
Southern California	32
Florida	30



SUPER BOWL VOLS

Did you know that at least one former Vol has played in each of the last 17 Super Bowls and 20 of the last 21?

Most recently, safety Gibril Wilson (New York Giants) and wide receiver Kelley Washington, wide receiver Donte Stallworth and defensive tackle Rashad Moore (New England Patriots) appeared in Super Bowl XLII.

A total of 48 former Vols have played in the Super Bowl.

VOLS IN THE PRO BOWL

Over the years, 34 former Vols have been among the elite NFL players selected to play in the Pro Bowl. Those players have earned 99 Pro Bowl invitations, led by Reggie White's 13.

White (1987) is one of four Vols who was named MVP of the Pro Bowl, joining Doug Atkins (1959), Peyton Manning (2005) and Bert Rechichar (1957).

The 2008 Pro Bowl included four former Vols in Peyton Manning, Chad Clifton, Albert Haynesworth and Jason Witten.

MANNING BUILDING ELITE NFL LEGACY

Peyton Manning (1994-97) continues to build a legacy as one of the game's all-time greats. Here are some of his NFL highlights:

- ◆ Started 16 games for 10th consecutive season in 2007 and earned eighth career Pro Bowl selection (1999-2000, 2002-07)
- ◆ Ranks fourth in NFL career touchdown passes (323), eighth in career completions (3,702), and ninth in career passing yards (44,194).
- ◆ Has completed more passes and thrown for more yards and touchdowns in a career-opening 10-year span than any other NFL player
- ◆ Holds Colts records for completions, attempts, yards and touchdowns
- ◆ Is the only QB in NFL history to throw for 3,000+ yards in each of the first 10 seasons of his career
- ◆ Holds the NFL record with 10 consecutive seasons of more than 25 touchdown passes thrown
- ◆ His consecutive starts streak of 171 ranks second among QBs in NFL history
- ◆ Has directed 32 regular-season fourth-quarter and overtime game-winning drives in which he has rallied the Colts from a fourth-quarter deficit or tie to win
- ◆ 2003 and 2004 Associated Press NFL Most Valuable Player
- ◆ Super Bowl XLI Most Valuable Player

UT'S ATKINS, WHITE IN PRO HALL OF FAME

Legendary defensive linemen Doug Atkins (1950-52) and Reggie White (1980-83) represent UT in the Pro Football Hall of Fame.

Atkins was drafted by the Cleveland Browns in the first round of the 1953 draft and eventually went on to star for the Chicago Bears (1955-66) and the New Orleans Saints (1967-69).

White, a defensive end who began his career in the USFL, is remembered as one of the best pass rushers in NFL history. He retired as the NFL's all-time sacks leader and is the only player in league history to have recorded nine consecutive seasons of double-digit sack totals. White passed away Dec. 26, 2004.

LINEBACKER AL WILSON RETIRES

Linebacker Al Wilson (1995-98), sidelined with a neck injury since the end of the 2006 season, retired from the NFL on Sept 10.

The five-time Pro Bowler played his entire career with the Denver Broncos, who drafted him out of Tennessee with the 31st overall pick in 1999.

Wilson was the undisputed leader in the locker room for the Broncos, just as he was for the 1998 championship Vols.

WITTEN ONE OF NFL'S TOP TIGHT ENDS

Through five pro seasons, Jason Witten (2000-02) has emerged as one of the top tight ends in the NFL. He has appeared in four consecutive Pro Bowls and now trails only Jay Novacek (five) for the most Pro Bowl appearances by a Cowboys tight end. The 2007 season saw Witten establish a club tight-end record with 96 catches while also becoming the first tight end in franchise history—13th in league history—to top 1,000 yards in a season.

THREE VOLS ENJOYED SUCCESS IN ARENA FOOTBALL LEAGUE IN 2008

A list of former Vols active in the AFL in 2008 included lineman Cody Douglas (Dallas Desperados), quarterback Andy Kelly (Georgia Force) and wide receiver Marcus Nash (Dallas Desperados).

QUARTERBACK ANDY KELLY RETIRES, HOLDS ARENA PASSING RECORDS

Former Tennessee quarterback Andy Kelly (1988-91) was a 15-year veteran of the Arena Football League and is arguably the greatest quarterback in league history.

He finished his playing career in 2008 as the AFL's all-time leader in completions (3,885) and attempts (6,224) in addition to ranking second in yards (42,528) and fourth in touchdowns (809).

Kelly was hired in August by the Georgia Force and will serve as the Offensive Coordinator in 2009.

Former Vols on Current NFL Rosters as of Sept. 21

Player	Team
Erik Ainge, QB	New York Jets
Jason Allen, DB	Miami Dolphins
Rashad Baker, DB	Oakland Raiders
%Chris Brown, TE	Jacksonville Jaguars
Kevin Burnett, LB	Dallas Cowboys
Chad Clifton, OT	Green Bay Packers
Dustin Colquitt, P	Kansas City Chiefs
Brad Cottam, TE	Kansas City Chiefs
Shaun Ellis, DE	New York Jets
Aubrayo Franklin, DT	San Francisco 49ers
Omar Gaither, LB	Philadelphia Eagles
Deon Grant, DB	Seattle Seahawks
Jabari Greer, DB	Buffalo Bills
Parys Haralson, LB	San Francisco 49ers
#Justin Harrell, DT	Green Bay Packers
Albert Haynesworth, DT	Tennessee Titans
%Jonathan Hefney, S	Philadelphia Eagles
John Henderson, DT	Jacksonville Jaguars
Anthony Herrera, OG	Minnesota Vikings
Jamal Lewis, RB	Cleveland Browns
Leonard Little, DE	St. Louis Rams
Peyton Manning, QB	Indianapolis Colts
David Martin, TE	Miami Dolphins
Jerod Mayo, LB	New England Patriots
Turk McBride, DE	Kansas City Chiefs
Tony McDaniel, DT	Jacksonville Jaguars
Robert Meachem, WR	New Orleans Saints
Marvin Mitchell, LB	New Orleans Saints
Arron Sears, OT	Tampa Bay Buccaneers
Donte Stallworth, WR	Cleveland Browns
Jonathan Wade, DB	St. Louis Rams
Darwin Walker, DT	Carolina Panthers
Kelley Washington, WR	New England Patriots
^Fred Weary, C	Houston Texans
Scott Wells, C	Green Bay Packers
Gibril Wilson, DB	Oakland Raiders
Jason Witten, TE	Dallas Cowboys
*Eric Young, OT	Cleveland Browns

* reserve (non-football injury)

^ injured reserve

physically unable to perform

% practice squad

38 Total Players (20 AFC, 18 NFC)



Excluding a placekicker, there are enough former Vols at the right positions in the NFL to field a complete offense, defense and special-teams unit ...

2008 STARTER THUMBNAILS



SEASON - Games/Starts: 10/10 ... Leads team with 11.5 TFLs and is tied for fifth in SEC avg. 1.05 TFL/game ... Contributed two tackles while applying constant QB pressure at UCLA ... Part of DL that held Bruins to 29 rushing yards on 31 attempts ... Finished with two tackles including a TFL against Florida ... Had four tackles, including a TFL at Auburn ... Finished with a season-high five tackles against Northern Illinois ... Had career game against Georgia, finishing with a career-high nine tackles, including 3.5 TFLs and grabbed first career INT ... Credited with two tackles and first sack of season against Mississippi State ... Contributed four tackles including a TFL against Alabama ... Recorded seven tackles in return to home-state South Carolina ... Both tackles were TFLs against Wyoming.

CAREER - Games/Starts: 46/12 ... Tackles: 73-29-102 ... 27.5 TFLs and 7 sacks ... Has emerged as one of UT's defensive leaders ... Shared 2008 Andy Spiva award with DeAngelo Willingham as most improved defensive player during spring practice ... Paced Vols with 12 TFLs and four sacks in 2007 ... Set career-high and led team with six tackles including three TFLs and two sacks against Arkansas State in 2007 ... Recorded then career-high four tackles against Memphis in 2005 ... First career tackle went for a sack against Mississippi in 2005 ... Started final two regular season games in 2006 ... Broke up pass and had two tackles in first career start against Vanderbilt in 2006 ... Only two career starts are against Vanderbilt and Kentucky at the end of the 2006 season ... Had a season-high three tackles in 2006 against LSU and South Carolina.

CAREER HIGHS: Tackles-9 at UGA 2008; TFL-3.5 at UGA 2008; Sacks-2 vs. ASU 2007.



SEASON - Games/Starts: 10/1 ... Caught one pass against UCLA but it went for career-long 41 yards ... Hauled in one pass for 12 yards against UAB ... Set up Vols at the Florida five-yard line with 22-yard reception in third quarter ... Had one reception for seven yards at Auburn ... Started for the first time this season against Northern Illinois, finished with two catches for 22 yards ... Set season-highs in receptions (4) and yards (46) and scored first TD of season against Alabama ... Caught three passes for 18 yards at South Carolina ... Caught one pass for eight yards against Wyoming.

CAREER - Games/Starts: 47/6 ... 79 receptions for 866 yards and 8 TDs ... Finished third on the team with 56 catches for 557 yards in 2007 ... Caught three passes for 11 yards vs. Southern Mississippi in 2007, including a five-yard TD ... Set career game high with eight receptions for 76 yards at Florida in 2007 ... Tied his career-high with eight receptions and set a then career-high with 79 yards against LSU in SEC Championship Game ... Six-yard TD reception in third quarter gave UT 14-13 lead against Tigers ... Concluded 2007 season on a high note with seven catches for career-high 101 yards in Outback Bowl against Wisconsin ... Current Vols' male representative on SEC Student-Athlete Advisory Committee and president of UT SAAC ... Named "VOLScholar" of the week prior to 2006 South Carolina game ... Had first career rush against Memphis in 2006 rushing around end for 11 yards ... Made collegiate debut against Florida in 2006 catching one pass for 17 yards ... Caught 39-yard TD against Memphis in 2005.


CAREER HIGHS: Receptions-8, twice; Yards-101 vs WIS 2008; Long-41 at UCLA 2008; TD-1, eight times.



SEASON - Games/Starts: 10/10 ... Tied for FBS lead with six INTs this season ... Has 438 career INT return yards, which is the most in UT and SEC history ... Grabbed INT in second quarter at UCLA ... Finished with three tackles against Bruins ... Ended UAB drive in UT territory with INT in the end zone ... Tied for team lead with seven tackles against Blazers ... Contributed eight tackles against Florida ... Recorded first sack of his career against Gators ... Finished with three tackles against Auburn ... Set up UT's first score against Northern Illinois with INT and 48-yard return, also had six tackles against Huskies ... Intercepted a pass in the end-zone and returned it 54 yards at Georgia ... He broke UT's career INT return yardage on that play ... Finished with seven tackles against the Bulldogs ... Grabbed 10th career INT and returned it 72 yards for a TD against Mississippi State ... Broke SEC career INT return yardage record with return ... Finished with 10 tackles against Bulldogs ... Finished with season-high 11 tackles and a PBU against Alabama ... Third-quarter INT and 45-yard return gave Vols hope of a comeback against South Carolina ... Contributed five tackles against Wyoming.

CAREER - Games/Starts: 24/24 ... Tackles 95-55-150 ... 11 INTs ... Named SEC Defensive Freshman of the Year by *Sporting News* ... Consensus Freshman All-America and Freshman All-SEC ... Second team All-SEC selection by Coaches, Writers ... Led all SEC freshman with 86 tackles ... SEC Freshman of the Week twice in the final three weeks of the season ... First honored after breaking 37-year-old UT record in win over Arkansas ... Returned two interceptions against Razorbacks for combined 98 yards and finished season with 222 interception return yards, breaking old mark of 177 set by Bobby Majors in 1970 ... Set career-high with 14 tackles and had one PBU against Kentucky, earning him SEC Freshman of the Week honors for second time ... Total of 222 interception return yards was second in SEC history ... Interception return of 96 yards for TD at Florida tied for third-longest in UT history and was longest in 35 years ... Became first defensive player—and just third player overall—in Phillip Fulmer era to start season-opener as true freshman ... Finished with seven tackles against California.

CAREER HIGHS: Tackles-14 at UK 2007; PD-3 vs. MSU 2008; INT-2 vs. ARK 2007.



SEASON - Games/Starts: 10/10 ... Second on the team with 2.5 sacks ... Made first career-start in season opener at UCLA ... Finished game against Bruins with two tackles including a TFL ... Part of DL that held Bruins to 29 rushing yards on 31 attempts ... Credited for two tackles against UAB ... Set career-high with five tackles against Florida ... Finished with one tackle at Auburn ... Tied career-high with five tackle performance, including a sack, against Northern Illinois ... Contributed three tackles at Georgia ... Had four tackles, including a TFL, and .5 sack against Mississippi State ... Recorded three tackles against Alabama ... Lone tackle against South Carolina went for a sack ... Set career-high with eight tackles, including 1.5 TFLs against Wyoming.

CAREER - Games/Starts: 37/10 ... Tackles: 37-37-74 ... 8.5 TFLs and 3 sacks ... Posted three stops against Georgia and at Alabama in 2007 ... Registered half-sack vs. South Carolina in 2007 ... Made collegiate debut in 2006 against California and finished with two tackles ... Had two tackles and first career TFL against Memphis in 2006.

CAREER HIGHS: Tackles-8 vs. WYO 2008; TFL-1.5 vs. WYO 2008; Sacks-1, twice.



SEASON - Games/Starts: 10/9 ... Recorded first multi-TFL game of his career with two in season-opener at UCLA ... Tied career-high with four tackles against Bruins ... Part of DL that held Bruins to 29 rushing yards on 31 attempts ... Recorded one tackle against UAB ... Finished with two tackles against Florida ... Contributed two tackles at Auburn ... Tied then season and career-high with four tackles against Northern Illinois ... Recorded four tackles and a TFL at Georgia ... One tackle against Mississippi State ... Set then career-high with five tackles at South Carolina ... Set career-highs in tackles (7) and TFLs (3) against Wyoming.

CAREER - Games/Starts: 35/21 ... Tackles: 54-24-78 ... 15 TFLs and 3 sacks ... Made first career tackle in season-opener against Cal in 2006 ... Had first career TFL against South Carolina ... Set career-high with four tackles and recorded one TFL against LSU ... Recorded first sack of career against Kentucky in 2006 ... Finished strong in 2006 averaging three tackles per game over last five outings ... Recorded two tackles, including one TFL, and recovered a fumble in first career start at Cal ... Finished with two tackles and had first career PBU against Southern Miss ... Had two tackles including his first sack of season against Arkansas State ... Had season-high four tackles against Georgia ... Had four tackles and his third TFL of the season against Mississippi State ... Finished with three tackles against Alabama ... Lone tackle against South Carolina went for three-yard loss ... Had one sack and forced first career fumble against Kentucky ... Tied his career-high with four tackles in SEC Championship Game against LSU.

CAREER HIGHS: Tackles-7 vs. WYO 2008; TFL-3 vs. WYO 2008; Sacks-1, three times.



SEASON - Games/Starts: 5/5 ... Sat out first five games of season because of suspension ... In first game back at Georgia, punted six times for an avg. of 48.0 yards ... Punted four times for an avg. of 44.0 yards against Mississippi State ... Punted seven times for 43.7 yard avg. against Alabama ... Punted a career-high nine times avg. 45.3/punt at South Carolina ... Boomed a career-long 71-yard punt that died at the USC 3 in the fourth quarter ... Punted six times for an avg. of 39.8 yards against Wyoming.

CAREER - Games/Starts: 41/41 ... 197 punts-8,493 yards-43.1 avg. ... 2007 Second team All-SEC selection by coaches and writers ... SEC Special Teams player of the week for efforts at Georgia in 2007 ... Consensus first-team All-SEC pick in 2006 after finishing second in SEC and seventh nationally with 44.9-yard avg - fourth best mark in school history ... Had 18 punts downed inside 20 versus only four touchbacks in 2006 ... Career long punt of 64 yards against Notre Dame in 2005 ... Member of 2005 Collegefootballnews.com Freshman All-America third team.

CAREER HIGHS: Punts-9 at USC 2008; Avg.-56.0 vs. MAR 2006; Long-71 at USC 2008.

2008 STARTER THUMBNAILED



SEASON - Games/Starts: 10/8 ... Tied for the team-lead with four receptions in season-opener at UCLA ... Finished with 27 yards receiving and also had first career-rush (1 yard) against Bruins ... Made first career start in home-opener against UAB ... Finished game against Blazers with one catch for one yard ... Caught one pass for nine yards against Mississippi State ... Rushed twice for three yards at South Carolina.

CAREER - Games/Starts: 17/8 ... After a one-year hiatus with no fullback as part of the offense, the fullback makes its official return to the depth chart ... Emerged as a goal line blocking specialist in 2007 ... Made collegiate debut against Georgia and appeared in seven total games as a true freshman.

CAREER HIGHS: Receptions-4 at UCLA 2008; Yards-27 at UCLA 2008; Long-9 at UCLA 2008; TD-0.



SEASON - Games/Starts: 10/10 ... Has started at RT in all 10 games this season ... In season-opener at UCLA helped Vols top two running backs rush 25 times for 162 yards (6.5 avg) ... Vols rushed for 266 yards in home-opener against UAB.

CAREER - Games/Starts 42/26... Named to All-MayDay Team by ESPN analyst Mark May ... Squad recognizes college football's "Toughest of the Tough" ... Earned All-SEC second team nod from Rivals.com in 2007 ... Started all 14 games at right tackle in 2007 ... Vols led country with only four sacks allowed ... Earned freshman All-SEC honors in 2005 by league coaches ... Started at left guard in collegiate debut against UAB ... Has won the Harvey Robinson Award for most improved player offensive player in spring practice twice (2005 and 2007).



SEASON - Games/Starts: 9/3 ... Contributed three tackles at UCLA ... Part of DL that held Bruins to 29 rushing yards on 31 attempts ... Recorded first career sack against UAB in first career start ... Tied season-high with three tackles against Florida ... Finished with two tackles at Auburn ... Made second career-start against Northern Illinois, contributing four tackles ... Credited with one tackle at Georgia ... DNP against Mississippi State because of injury ... Returned to starting lineup at South Carolina and finished with one tackle ... Finished with one tackle against Wyoming.

CAREER - Games/Starts 31/3 ... Tackles: 28-23-51 ... 4 TFLs and 1 sack ... Posted career-high five tackles twice in 2007 ... First against Louisiana-Lafayette and then against LSU in SEC Championship Game ... Posted four tackles, one QB hurry and one PBU versus Southern Miss ... First tackle of career came against Memphis in 2006.


CAREER HIGHS: Tackles-5, twice; TFL-1, four times; Sacks-1 vs. UAB 2008.



SEASON - Games/Starts: 9/8 ... Currently seventh in the SEC and 36th nationally in punt return avg. (10.3) ... Caught two TD passes in first quarter against UAB for first multi-TD game of his career ... Finished game against Blazers with three catches for 39 yards ... Contributed all over the field in season-opener at UCLA ... Rushed for 11 yards, led team with 40 yards receiving and also had a punt return for 33 yards and returned two kickoffs for 76 yards ... UCLA game marked first time he had ever lined up to return a kick at UT ... Set career-high with five receptions and tied career-high with 40 yards receiving against Florida ... Rushed for 25 yards on four attempts at Auburn ... Had career-long 23 yard rush against Tigers ... Also hauled in one reception for 14 yards ... Finished with two catches for 50 yards, one of the catches was a career-long 43 yards ... Caught four passes for a career-high 67 yards including UT's first touchdown of the game at Georgia ... Injured in second quarter against Mississippi State and did not return ... Returned to action at South Carolina after missing Alabama game and caught two passes for 13 yards ... Caught five passes for 37 yards and one touchdown against Wyoming.

CAREER - Games/Starts: 18/8 ... 37 receptions for 391 yards and 5 TDs ... 20 rushes for 106 yards and 2 TDs ... Impacted final three games of 2007 by displaying his versatility ... Caught first TD pass in first overtime of classic win at Kentucky ... In SEC Championship game against LSU rushed twice for 39 yards from QB position ... In Outback Bowl against Wisconsin added another rushing TD ... Scored first collegiate TD on a rush against Louisiana-Lafayette.

CAREER HIGHS: Receptions-5, twice; Yards-67 at UGA 2008; Long-43 vs. NIU 2008; TD-2 vs. UAB 2008.



SEASON - Games/Starts: 9/9 ... Currently 10th in SEC in rushing avg. 50.9 yards/game ... Started 23 straight games -- second-longest consecutive starting streak at tailback in Fulmer era before sitting out Wyoming game with injury. (Jay Graham 24) ... Rushed 13 times for 96 yards and caught four passes for 12 yards at UCLA ... Hit century mark for first time this season with 12-carry, 100-yard effort against UAB ... Rushed 15 times for 37 yards and caught two passes for 19 yards against Florida ... Finished with 30 yards on eight carries against Auburn ... Rushed a season-high 18 times for 75 yards against Northern Illinois ... Ran for three yards on three carries against Georgia ... Rushed 11 times for 40 yards against Mississippi State and caught one pass for 19 yards ... Rushed for 21 yards on six carries against Alabama, also had three receptions for 32 yards against Crimson Tide ... Scored first TD of season in third quarter at South Carolina, finished the game against Gamecocks with 56 yards rushing on 14 carries and also had a season-long 26-yard reception.

CAREER - Games/Starts 45/31... Currently tied for third place on UT's career rushing list ... 618 rushes for 2,852 yards (4.6 per att.) and 23 TD ... Currently in third place on UT's career all-purpose yardage list with 3,751 total yards ... 82 receptions for 725 yards and 2 TD ... His 12 rushing TDs in 2007, were most by a Vol since Jay Graham had 12 in 1995 ... Has scored six touchdowns in last two ballgames against Georgia ... Rushed for 2007 season-high 139 yards and 1 TD against Mississippi State in 2007... Rushed 27 times for 118 yards and caught 9 passes for 98 yards and one TD in win over Kentucky ... 65-yard TD reception on the first play of the game was a career-long reception ... First Vols freshman to start at tailback since Jamal Lewis in 1997 and first UT tailback to have 100-yard rushing games in first five career starts since Chuck Webb in 1989 ... As a freshman in 2005 rushed for 879 yards, was second-team Freshman All-America and first-team Freshman All-SEC selection ... Rushed for a career-high 223 yards against Vanderbilt in 2005.

CAREER HIGHS: Attempts-40 vs. VAN 2005; Yards-223 vs. VAN 2005; Long-66 vs. VAN 2005; TD-3, twice.




SEASON - Games/Starts: 8/8 ... Made game-tying, 47-yard FG as regulation expired at UCLA ... Missed twice in that game from 50+ yards and also missed only attempt of overtime ... Knocked home two FGs (47 and 35 yards) at Auburn ... Connected on 36 and 34 yard FGs against Northern Illinois ... Hit 2-of-3 FGs against Mississippi State ... Connected on 1-of-3 FG attempts against Alabama.

CAREER - Games/Starts: 22/22 ... Named to Football Writers All-America team after making 21 field goals and scoring 115 points in 2007 ... Selected All-SEC first team by Rivals.com and second team by both league coaches and AP ... Made first eight field goal attempts for best start ever in school history ... Previously, Carlos Reveiz (1985) and Ricky Townsend (1972) had the best starts after beginning their UT careers 6-of-6 on made field goals ... 115 points was UT kicking record and trails only Gene McEver (130 in 1929) and Reggie Cobb (120 in 1987) ... Knocked down career-long 48-yard FG to send South Carolina game to OT ... Hit game-winning 27-yard FG in OT against Gamecocks ... Named SEC Special Teams Player of the Week for efforts against South Carolina ... Knocked home 2-of-3 attempts against Vanderbilt including game-winning 33-yarder in fourth quarter ... Hit 1-of-2 FGs and all five extra point attempts at Kentucky.

CAREER HIGHS: FG Made-4 at MSU 2007; Long-48 vs. SC 2007; Points-15 at MSU 2007.

2008 STARTER THUMBNAILS



SEASON - Games/Starts: 10/6 ... Has started at RG in six games this season ... In season-opener at UCLA helped Vols top two running backs rush 25 times for 162 yards (6.5 avg) ... Vols rushed for 266 yards in home-opener against UAB.

CAREER - Games/Starts: 35/13 ... Appeared in every game in 2007 except opener at California ... Moved to starting lineup after now-departed LT Eric Young had a season-ending injury ... Had arguably biggest play of the 2007 season against South Carolina, jumping on Vols' fourth quarter fumble to keep game-tying drive alive ... Vols led country in 2007 with only four sacks allowed ... As a true freshman in 2006, appeared in every game except for Florida ... Made first career start against Penn State in Outback Bowl.



SEASON - Games/Starts: 10/10 ... Has started 33 consecutive games at center ... In season-opener at UCLA helped Vols top two running backs rush 25 times for 162 yards (6.5 avg) ... Vols rushed for 266 yards in home-opener against UAB.


CAREER - Games/Starts: 36/33 ... Tennessee led nation in 2007 with only four sacks allowed ... Contributed 10 knockdown blocks at Mississippi State on his way to SEC Offensive Lineman of the Week honors in 2007 ... Earned All-SEC honorable mention by AP in 2007 ... Earned unanimous freshman All-SEC nod from league coaches and Freshman All-America honors by Rivals.com



SEASON - Games/Starts: 10/10 ... Has led team in tackles in last three games ... Finished with four tackles at UCLA ... Recorded second consecutive four tackle game of season in home-opener against UAB ... Led Vols with 10 tackles against Florida, it marked his fourth career 10-tackle game ... Contributed six tackles at Auburn ... Finished with eight tackles and contributed his first TFL and sack of the season against Northern Illinois ... Recorded two tackles at Georgia and vs. Mississippi State ... Finished with a season-high 13 tackles against Alabama ... Led team in tackles finishing with nine total stops at South Carolina ... Had team-high 10 tackles against Wyoming.

CAREER - Games/Starts: 36/25 ... Tackles 107-105-212 ... 10 TFLs, 2 sacks and 2 FF ... Second team All-SEC selection by coaches and AP in 2007 ... Led or tied for the team lead in tackles in six of 13 games he played in 2007 ... Finished second on team with 106 tackles ... Led team and set career-high with 14 tackles and a TFL against South Carolina ... Named to Coaches Freshman All-SEC team and third-team Freshman All-America by CollegeFootballNews.com after 2006 season ... In first career start against Kentucky, he led the team with nine tackles and had one PBU and first career forced fumble ... Started final two games of 2006 season.

CAREER HIGHS: Tackles-14 vs. SC 2007; TFL-3 at VAN 2006; Sacks-1, twice.



SEASON - Games/Starts: 9/8 ... Showed no rust after not playing in 2007 as he made an INT and led secondary with seven tackles in season-opener at UCLA ... Did not start against UAB, finishing with one tackle ... Finished with three tackles including a TFL against Florida ... Recorded two tackles at Auburn ... Contributed three tackles vs. Northern Illinois ... Tied then season-high with seven tackles at Georgia ... Grabbed a fourth quarter INT and returned it 32 yards for a TD against Mississippi State ... Tied career-high with nine tackles against Alabama as he went over 100 tackles for his career ... Credited with four tackles at South Carolina.

CAREER - Games/Starts: 33/18 ... Tackles: 80-26-106 ... 5 INTs ... Sat out 2007 season ... Seven of 51 tackles in 2006 were for lost yardage ... Returned INT against LSU 31 yards for a TD ... Made first career-start against Florida in 2006 ... Finished with career-high nine tackles and recovered first fumble of career against Marshall ... Named second-team Freshman All-America by Rivals.com and first-team Freshman All-SEC by the *Sporting News*.

CAREER HIGHS: Tackles-9, twice; PD-2 at UCLA 2008; INT-1, 5x.



SEASON - Games/Starts: 10/6 ... In last six games (all starts) has 35 tackles, 7 TFLs and 3 sacks ... Leads team with three sacks ... Grabbed first INT of career and raced 61 yards for a TD to give Vols halftime lead at UCLA ... Was credited with one tackle, one PD and one QB hurry against UAB ... Had three tackles against Florida ... Finished with three tackles and also had two PBUs at Auburn ... In first career-start, led team with a career-high nine tackles, including 2.5 TFLs and 1.5 sacks against Northern Illinois ... Contributed two tackles including .5 TFL and had a PBU at Georgia ... Credited with eight tackles, including two TFLs and 1.5 sacks against Mississippi State ... Had seven tackles and a TFL against Alabama ... Finished with four stops, including a TFL at South Carolina.

CAREER - Games/Starts: 24/6 ... Tackles 43-35-78 ... 9.5 TFLs, 5.5 sacks, 1 INT and 2 FFs ... Big hitter moved to LB from DB at the beginning of the 2007 season ... Second on team with 13 special teams tackles in 2007 ... Worked way into lineup as pass-rush specialist ... Blocked a punt against Louisiana-Lafayette that was returned for a TD ... Sacked and forced a fumble against LSU in the SEC Championship Game.

CAREER HIGHS: Tackles-9 vs. NIU 2008; TFL-2.5 vs. NIU 2008; Sacks-1.5, twice.



SEASON - Games/Starts: 10/4 ... Made first career-start in season-opener at UCLA ... Finished with three tackles including TFL and PBU against Bruins ... Set career-high with five tackles against UAB ... Credited with two TFLs on UAB's second drive of the game -- coming into game against UAB had only 2 TFLs in 34 career games ... Recorded two tackles against Florida ... Tied career-high with five tackles at Auburn ... Finished with three tackles at Georgia ... Contributed two tackles against Alabama ... Credited with three tackles at South Carolina ... Finished with one tackle against Wyoming.

CAREER - Games/Starts: 43/4 ... Tackles: 31-17-48 ... 4 TFLs ... Outstanding student has been a member of the Academic All-SEC team the past three seasons ... Appeared in every contest but the Mississippi State game in 2007 ... Special teams performer had two-thirds of 15 tackles on special teams in 2007 ... Career-high four tackles apiece against La.-Lafayette and Arkansas State.

CAREER HIGHS: Tackles-5, twice; TFL-2 vs. UAB 2008; Sacks-0.

2008 STARTER THUMBNAILS



SEASON - Games/Starts: 10/10 ... Has started last 36 games he's played in (Missed 2007 Outback Bowl against Penn State because of injury) ... In season-opener at UCLA helped Vols top two running backs rush 25 times for 162 yards (6.5 avg) ... Vols rushed for 266 yards in home-opener against UAB.

CAREER - Games/Starts: 42/36 ... Has been named to numerous preseason All-SEC and All-America teams ... Named to AP All-America second team and Rivals.com third team in 2007 ... Consensus 2007 All-SEC first team, with selections from league coaches, AP and Rivals.com ... Vols led country in 2007 allowing only four sacks.



SEASON - Games/Starts: 10/4 ... Considered team's "sixth starter" among UT's offensive line unit ... Played most of second half at guard against UAB because of Anthony Parker illness ... In season-opener at UCLA helped Vols top two running backs rush 25 times for 162 yards (6.5 avg) ... Vols rushed for 266 yards in home-opener against UAB ... Made first career start against Mississippi State.

CAREER - Games/Starts: 24/3 ... Participated in the 2007 NCAA National Student-Athlete Leadership Conference in Orlando, Fla. ... Appeared in 13 straight games after the opener at California ... Earned his spot in offensive line rotation as outstanding run blocker ... Vols led country in 2007 allowing only four sacks ... Made switch from defensive line after 2005 redshirt season.



SEASON - Games/Starts: 10/10 ... Fifth in the SEC and 38th nationally in kickoff return avg. (24.8 yards per KOR) ... Started at CB for first time in career in season-opener at UCLA ... Recorded one tackle against Bruins ... Returned two punts for 16 yards and two kickoffs for 50 yards in season-opener ... Started at free safety against UAB and had a then season-high five tackles ... Set career-high with 165 KOR yards on six attempts against Florida ... Tied career-high with six tackles against Gators ... Grabbed first career INT in third quarter at Auburn and returned it 38 yards to set up UT's only TD of the game ... Also, returned three kickoffs for 64 yards and was credited with three tackles against Tigers ... Had four tackles, including first TFL of the season against Northern Illinois ... Had a career-high nine tackles at Georgia ... Credited with one tackle and 2 PBUs against Mississippi State ... Had four tackles, a fumble recovery, two PBUs and returned four kickoffs for 78 yards against Alabama ... Had a career-high seven punt returns for 31 yards at South Carolina, also credited with three stops against the Gamecocks ... Recovered a fumble and had eight tackles against Wyoming.

CAREER - Games/Starts: 23/10 ... Lead SEC freshman and fifth overall among 2007 league punt return specialists with 9.7-yard average ... Helped Vols to largest fourth-quarter rally in Neyland Stadium history by returning punt 45 yards to set up winning FG against Vanderbilt ... Named the SEC Special Teams Player of the Week for his efforts against the Commodores ... Had UT's longest kick return of the season, 78 yards, against Arkansas on his only attempt of the game ... Had career-high six tackles against La.-Lafayette ... Amassed three tackles including first career TFL at Kentucky.

CAREER HIGHS: Tackles-9 at UGA 2008; PD-2, twice; INT-1 at AU 2008. **KR HIGHS** Returns-6 vs. UF 2008; Yards-165 vs. UF 2008; Long-78 vs. ARK 2007; TD-0. **PR HIGHS** Returns-7 at USC 2008; Yards-72 vs. VAN 2007; Long-45 vs. VAN 2007; TD-0.



SEASON - Games/Starts: 10/3 ... Caught one pass for 16 yards at UCLA ... Hauled in a 14-yard pass at Auburn ... Caught two passes for 14 yards against Northern Illinois ... Contributed two catches for 23 yards against Mississippi State ... Caught two passes for 17 yards against Alabama in first start of season ... Started second-straight game and set season-highs in receptions (3) and yards (72) ... 49-yard grab on the first play of the second half was a career long reception ... Caught two passes for 17 yards.


CAREER - Games/Starts: 36/18 ... 75 catches for 884 yards and four TDs ... Finished second on the team with 56 catches for 624 yards and 4 TDs in 2007 ... Teamed with Lucas Taylor to become first Vols duo to each eclipse 100 receiving yards in game since 1997 SEC Championship Game against Southern Mississippi ... Finished game against Golden Eagles with career-high 112 yards and caught his first career TD pass ... Caught the two-point conversion in the fifth OT at Kentucky to provide the winning margin and send the Vols to the SEC Championship Game ... Awarded medical redshirt season in 2006 after suffering through shoulder injury and then mononucleosis ... Made first career start against Air Force in 2006 finishing with then career-highs in receptions (5) and yards (69).

CAREER HIGHS: Receptions-8 vs. VAN 2007; Yards-112 vs. SM 2007; Long-49 at USC 2008; TD-1, four times.



SEASON - Games/Starts: 10/10 ... Has started 24 consecutive games ... O-line has only given up four sacks all season ... In season-opener at UCLA helped Vols top two running backs rush 25 times for 162 yards (6.5 avg) ... Vols rushed for 266 yards in home-opener against UAB ... Named SEC Offensive Lineman of the Week for efforts against Blazers.

CAREER - Games/Starts: 31/24 ... Can play all five positions on the offensive line ... Made first career start at right guard in season-opener against Cal in 2007 ... Vols led country with only four sacks allowed ... Moved to left tackle prior to Louisiana-Lafayette game due to season-ending injury to Eric Young ... In first game at left guard, Vols rushed for season-high 273 yards.



SEASON - Games/Starts: 7/6 ... Made first career-start against Northern Illinois, finishing the game 10 of 17 for 156 yards and one TD ... Made first career appearance against UAB, completing one pass for 42 yards to Brandon Warren ... In first career SEC start completed 13-of-30 passes for 208 yards and two TDs ... Connected on 10-of-20 passes for 136 yards and also had 17 yards rushing, including an 18-yard scramble for a first down against Mississippi State ... Completed a career-high 16 of 28 passes for 137 yards and one TD against Alabama ... Threw first career INT after not throwing a pick in first 108 pass attempts ... Finished game against South Carolina 10-of-24 passing for 134 yards ... Was 3-of-9 passing with two interceptions when taken out of the game in second quarter against Wyoming.

CAREER HIGHS: Attempts-30 at UGA 2008; Completions-16 vs. UA 2008; Yards-208 at UGA 2008; TD-2 at UGA 2008.


2008 STARTER THUMBNAILS



SEASON - Games/Starts: 10/10 ... Made first career-start in season-opener at UCLA ... Caught one pass for 11 yards on final drive of regulation to set up game-tying FG ... Had two receptions for 16 yards against UAB ... Set career-highs in receptions (3) and yards (25) against Florida ... Caught one pass for eight yards at Auburn ... Caught one pass for five yards vs. Northern Illinois ... Caught one pass for then career-high 25 yards at Georgia ... Hauled in a career-long 26-yard pass against Alabama in the second quarter ... Finished with a career-high 30 receiving yards against Alabama ... Caught one pass for eight yards at South Carolina ... Grabbed one pass for 11 yards against Wyoming.

CAREER - Games/Starts: 24/10 ... Shared 2008 Harvey Robinson Award with Ahmad Paige as most improved offensive player during Vols' spring practice ... Caught first career TD pass against Alabama ... Caught first pass of career against Arkansas State and followed that with catches in consecutive games against Alabama, South Carolina and Louisiana-Lafayette.


CAREER HIGHS: Receptions-3 vs. UF 2008; Yards-30 vs. UA 2008; Long-26 vs. UA 2008; TD-1 at ALA 2007.



SEASON - Games/Starts: 10/8 ... Leads team with nine QB hurries ... Second on team with 6.5 TFLs this season ... Had four tackles including two TFLs in season-opener at UCLA ... Part of DL that held Bruins to 29 rushing yards on 31 attempts ... Credited with three tackles against UAB ... Finished with three tackles against Florida ... Had career-high eight tackles, including two TFLs at Auburn ... Finished with three tackles against Northern Illinois ... Finished with six tackles and .5 TFL at Georgia ... Contributed three tackles and a TFL against Mississippi State ... Credited with four tackles and a QB hurry against Alabama ... Finished with four stops and had first career PBU at South Carolina ... Finished with three tackles against Wyoming.

CAREER - Games/Starts: 30/18 ... Tackles: 39-44-83 ... 14 TFLs and 3.5 sacks ... Made first career appearance against Cal in 2006 ... Had first career sack against Marshall in 2006 ... Started six of the final seven games in 2007 ... In first career start, recorded career-high six tackles against Southern Mississippi ... Had four tackles, including three TFLs, against South Carolina ... Tied career-high with six tackles against Vanderbilt ... Blocked Kentucky's game winning FG attempt in the second OT in 2007.

CAREER HIGHS: Tackles-8 at AU 2008; TFL-3 vs. SC 2007; Sacks-1, 3x.



SEASON - Games/Starts: 9/8 ... Showed flashes of fantastic 2007 season as he caught nine passes for 132 yards against UAB ... Fifth time in his career he has gone over century mark in receiving yardage ... Caught three passes for 37 yards in season lidlifter at UCLA ... Grabbed two passes for 24 yards against Florida ... First catch against Gators gave him 100 for his career ... Caught one pass for six yards at Auburn ... Only played limited snaps against No. Illinois because of injury ... Caught four passes for 47 yards and first TD of season at Georgia ... Hauled in two catches for 23 yards against Mississippi State ... Caught one pass for four yards against Alabama ... Caught one pass for 27 yards at South Carolina ... Caught three passes for 32 yards against Wyoming.

CAREER - Games/Starts: 44/22 ... 113 catches for 1,433 yards and six TDs ... Named All-SEC second team by AP ... Finished second in SEC with 1,000 receiving yards and third in catches with 73 ... Reception total second only to Robert Meachem (76) on UT season record chart ... Career highs in catches (11) and yards (186) against Mississippi State in 2007 ... Most receptions by a Vol in a single game since 2001 ... Teamed with Austin Rogers against Southern Mississippi to become first Vols wide receiver duo to each eclipse 100 in game since 1997 SEC Championship Game ... Topped previous career total of 101 receiving yards with 103 in debut start at Cal ... Threw 56-yard TD pass to LaMarcus Coker against Georgia in 2007 ... Threw 48-yard TD pass to LaMarcus Coker in second quarter against Florida in 2006.

CAREER HIGHS: Receptions-11 at MSU 2007; Yards-186 at MSU 2007; Long-51 at MSU 2007; TD-2 vs. ASU 2007.



SEASON - Games/Starts: 10/10 ... Tied for 12th in SEC with three INTs ... Had an INT in first two games of season ... Stopped UCLA with first career INT on first defensive series of season ... Finished with four tackles including a TFL and an INT against UAB ... Credited with three tackles against Florida ... Had season-high six tackles at Auburn ... Credited with career-high three PBUs and also had three tackles against Northern Illinois ... Contributed three tackles at Georgia ... Grabbed third career INT at beginning of fourth quarter against Mississippi State ... Had three tackles against Alabama and at South Carolina ... Finished with four tackles against Wyoming.

CAREER - Games/Starts: 23/17 ... Shared 2008 Andy Spiva award with Robert Ayers as most improved defensive player during spring practice ... Made first tackle of collegiate career against Southern Mississippi ... In first career start, finished with one tackle and a PBU against Arkansas State ... Finished with two tackles vs. Georgia ... Contributed one tackle at Alabama ... In second career start had career game against his home-state South Carolina ... Finished contest against Gamecocks with career-high 10 tackles, one PBU and forced two fumbles -- both of which Vols recovered ... Forced and recovered a Gamecock fumble in the fourth quarter, killing a drive deep in Tennessee territory ... Had one tackle and one PBU against La.-Lafayette ... Recorded three tackles against Arkansas ... Finished with four tackles against Vanderbilt ... Had nine tackles at Kentucky ... Finished with two tackles against LSU in SEC Championship Game.

CAREER HIGHS - Tackles-10 vs. SC 2007; PD-3 vs. NIU 2008; INT-1, 3x.



SEASON - Games/Starts: 10/1 ... Had one reception for five yards in the season-opener at UCLA ... Grabbed two receptions for 48 yards including a 42-yard catch and run in fourth quarter against UAB ... Finished with two receptions for 12 yards against Florida ... One catch for three yards against Mississippi State ... Caught two passes for eight yards against Alabama ... Caught one pass for three yards at South Carolina.

CAREER - UT Games/Starts: 10/1 ... NCAA FBS Games/Starts: 19/10 ... Signed with Florida State out of Alcoa High School in Alcoa, Tenn., in 2005 and saw significant action with the Seminoles as a true freshman in 2006 ... Earned Freshman All-America honors while playing in 12 games with nine starts at FSU ... Caught 28 passes at FSU for 301 yards and one touchdown ... Left FSU and returned home to be near his mother, who was ill, and took classes at Pellissippi State Technical Community College before enrolling at Tennessee (did not play football in 2007).

UT CAREER HIGHS: Receptions-2, 3x; Yards-48 vs. UAB 2008; Long-42 vs. UAB 2008; TD-0.




SEASON - Games/Starts: 9/9 ... Third in the SEC in tackles avg. 8.33/game ... Has 75 tackles on the season ... Has led team in tackles in four of nine games he's played in this season ... Led team and set then career-high with 12 tackles in season-opener at UCLA ... Had Vols only sack of the game against Bruins and finished with two TFLs ... Tied for team-lead with seven tackles against UAB ... Grabbed first career INT against Blazers ... Finished with six tackles, including a TFL and a PBU against Florida ... Credited with 10 tackles, including a TFL at Auburn ... Missed Northern Illinois game with injury ... Set career-high with 16 tackles at Georgia ... Credited with five tackles against Mississippi State ... Contributed nine tackles against Alabama ... Finished with six tackles at South Carolina ... Finished with four tackles against Wyoming.

CAREER - Games/Starts: 48/10 ... Tackles: 80-45-125 ... 9.5 TFLs and 4 sacks ... Served as Tennessee's first reserve LB throughout 2007 season before getting first career start in Outback Bowl against Wisconsin ... Second on team with three sacks and tied for squad honors in yards lost from sacks with 19 ... Blocked punt against Georgia to set up one of four first-half Tennessee touchdowns ... Made collegiate playing debut against UNLV in 2004 ... Redshirted 2005 season as he recovered from a knee injury.

CAREER HIGHS - Tackles-16 at UGA 2008; TFL-2 at UCLA 2008; Sacks-1, 4x.

2008 GAME REVIEWS

GAME 1 - UCLA



Sept. 1, 2008

TENNESSEE 24
UCLA 27

PASADENA, Calif. - Arian Foster rushed for 96 yards on just 13 carries and Montario Hardesty added 66 yards and two touchdowns on 12 carries, but the superb Tennessee ground game couldn't overcome mistakes on special teams and in the passing game as the Vols dropped their second-straight season opener to UCLA in overtime, 27-24.

"We made enough mistakes tonight to lose three, four or five football games," head coach Phillip Fulmer said. "Whether it was offensively, defensively or the kicking game...you can choose any one of them."

Highlighting the special teams miscues were three missed field goals—including a game-tying attempt in overtime—and a blocked punt returned for a touchdown for the first time in Phillip Fulmer's tenure as head coach. On offense, new starting quarterback Jonathan Crompton struggled to find a rhythm, completing 19 of 41 passes for 189 yards and an interception. Gerald Jones led eight Vols in receiving yards with 40 on four catches.

The Tennessee defense was a bright spot in an otherwise shaky opening act. The Vols allowed just 29 rushing yards and 288 total yards while posting nine tackles for loss and picking off four offerings from UCLA signal caller Kevin Craft. Demetric Morley, Eric Berry, DeAngelo Willingham and Nevin McKenzie each had a pick. McKenzie returned his 61 yards for a touchdown late in the first half. Ellix Wilson led the Vols with 12 tackles including two for losses.

After a slow offensive pace for the first three quarters, the two teams posted a combined 30 points in the final seven minutes and overtime. Craft led UCLA on an 11-play, 80-yard drive to take a 17-14 lead with 6:51 to play. Raymond Carter paid off the drive with a three-yard TD run. Crompton and the Vols responded with a 13-play, 67-yard march with just 1:54 remaining. Hardesty scampered 20 yards to paydirt to cap the drive and give the Vols a 21-17 lead.

UCLA then drove 70 yards in just 1:23 to take a 24-21 lead. Craft hit tight end Ryan Moya from three yards out for the score. After a pooch kick, Tennessee was left with 23 seconds and a short field to travel for a game-tying field goal. They did just that, as Daniel Lincoln drilled a 47-yarder as time expired to send the game to overtime.

In the first extra frame, the Tennessee defense held UCLA to zero yards and forced the Bruins to convert a 42-yard field goal. The Vol offense struggled as well on its possession, failing to gain a first down and forcing Lincoln back onto the field for a game-tying 34-yard try, which he missed wide left to give UCLA the win.

SCORE BY QUARTERS

TENNESSEE	0	14	0	10	0	--	24
UCLA	7	0	3	14	3	--	27

SCORING SUMMARY

1st - UCLA - Westgate blocked punt return (Forbath kick).
2nd - UT - Hardesty 11 run (Lincoln kick).
UT - McKenzie 61 INT return (Lincoln kick).
3rd - UCLA - Forbath 41 field goal.
4th - UCLA - Carter 3 run (Forbath kick).
UT - Hardesty 20 run (Lincoln kick).
UCLA - Moya 3 pass from Craft (Forbath kick).
UT - Lincoln 47 field goal.
OT - Forbath 42 field goal.

TEAM STATS		UT		UCLA	
First Downs		20		20	
Rushes-Yards		34-177		31-29	
Passing Yards		189		259	
Passes (C-A-I)		19-42-1		25-43-4	
Total Offensive Plays		76		74	
Total Offense		366		288	
Fumbles-Lost		2-1		0-0	
Penalties-Yards		9-55		2-25	
Punts-Average		7-33.4		6-46.8	
Time of Possession		29:51		30:09	
Third-Down Conversions		5 of 17		9 of 19	
Fourth-Down Conversions		1 of 1		0 of 0	
Sacks By-Yards		1-9		1-8	

TENNESSEE

RUSHING	Att	Gain	Lost	Net	TD	Lg
A. Foster	13	100	4	96	0	41
Hardesty	12	70	4	66	2	20
PASSING	Att	Comp	Int	Yds	TD	Lg
Crompton	41	19	1	189	0	41
RECEIVING	No	Yds	TD	Lg		
G. Jones	4	40	0	19		
Cooper	4	27	0	9		

UCLA

RUSHING	Att	Gain	Lost	Net	TD	Lg
Carter	15	26	12	14	1	7
PASSING	Att	Comp	Int	Yds	TD	Lg
Craft	43	25	4	259	1	21
RECEIVING	No	Yds	TD	Lg		
Moya	7	65	1	29		
Austin	5	37	0	13		

GAME 2 - UAB



Sept. 13, 2008

TENNESSEE 35
UAB 3

KNOXVILLE - Tennessee racked up 548 yards of total offense including 266 on the ground as the Vols rolled past UAB 35-3 in Knoxville.

Arian Foster carried 12 times for 100 yards to move within 19 yards of fifth place on Tennessee's career rushing list and Lennon Creer carried eight times for 93 yards and two touchdowns. Montario Hardesty rushed seven times for 28 yards and also scored a touchdown.

The passing game continued to be a work in progress as Jonathan Crompton completed 19 of 31 passes for 240 and two touchdowns, but threw two picks. Lucas Taylor caught nine passes for 132 yards and Gerald Jones caught three passes for 39 yards and two touchdowns.

The back-breaking play for the Blazers came on a 45-yard TD run from Creer late in the third quarter. He stormed through the right side of the line, juiced a defender and rolled to paydirt. The ensuring PAT gave the Vols a 28-3 lead with little more than a quarter to play. Creer added another score from three yards out early in the fourth quarter to create the final margin. He carried six times on the drive.

But while the dagger came from Creer, most of the dirty work was Foster's. He produced runs of 16, 25 and 31 yards en route to his 11th career 100-yard game. His 16 and 31-yard scampers came on Tennessee's third scoring drive of the game in the third quarter, which Hardesty paid off with a six-yard score.

Gerald Jones was the go-to guy in the red zone early, catching two TD passes in the back right corner of the end zone on similar plays in the first quarter. The first came on Tennessee's second possession of the game and was a 20-yard strike. The latter was from 14 yards out on the Vols' very next possession.

The Tennessee defense held the Blazers to 275 yards of offense and created three turnovers, all interceptions of quarterback Joe Webb. DeAngelo Willingham, Eric Berry and Ellix Wilson had the picks.

Berry and Wilson also tied for the team lead with seven tackles apiece. Adam Myers-White contributed five stops, including two for losses.

The win improved Phillip Fulmer to 16-1 in home openers and 53-15 against non-conference opponents.

SCORE BY QUARTERS

UAB	0	0	3	0	--	3
TENNESSEE	14	0	14	7	--	35

SCORING SUMMARY

1st - UT - G. Jones 20 pass from Crompton (Lincoln kick).
UT - G. Jones 14 pass from Crompton (Lincoln kick).
3rd - UAB - Waters 47 field goal.
UT - Hardesty 6 run (Lincoln kick).
UT - Creer 45 run (Lincoln kick).
4th - UT - Creer 3 run (Lincoln kick).

TEAM STATS		UAB		UT	
First Downs		14		25	
Rushes-Yards		16-106		41-266	
Passing Yards		167		282	
Passes (C-A-I)		19-34-3		20-33-2	
Total Offensive Plays		60		74	
Total Offense		275		548	
Fumbles-Lost		1-0		0-0	
Penalties-Yards		9-79		8-65	
Punts-Average		6-38.0		2-34.5	
Time of Possession		28:46		31:14	
Third-Down Conversions		3 of 12		7 of 13	
Fourth-Down Conversions		0 of 1		1 of 2	
Sacks By-Yards		1-9		1-7	

TENNESSEE

RUSHING	Att	Gain	Lost	Net	TD	Lg
A. Foster	12	101	1	100	0	31
Creer	8	93	0	93	2	45
PASSING	Att	Comp	Int	Yds	TD	Lg
Crompton	31	19	2	240	2	48
RECEIVING	No	Yds	TD	Lg		
Taylor	9	132	0	48		
G. Jones	3	39	2	20		

UAB

RUSHING	Att	Gain	Lost	Net	TD	Lg
Webb	14	85	7	78	0	23
PASSING	Att	Comp	Int	Yds	TD	Lg
Webb	34	19	3	167	0	30
RECEIVING	No	Yds	TD	Lg		
Forrest	8	83	0	30		
Anderson	2	28	0	23		

GAME 3 - FLORIDA



Sept. 20, 2008

TENNESSEE 6
FLORIDA 30

KNOXVILLE - Mistakes and miscues can cause a game to get out of hand quickly, and that's exactly what happened to the Vols in a 30-6 loss to Florida in Knoxville. Tennessee's first three possessions of the game ended in two turnovers—one inside the Florida 5-yard line—and a Florida punt return for a touchdown, placing the Vols squarely in a 17-0 hole.

Tennessee had the ball again at the Florida one-yard line with time running out in the first half and again turned it over, leaving the Vols a 20-0 halftime deficit from which they wouldn't recover.

Jonathan Crompton completed 18 of 28 passes for 122 yards. He also threw one interception and posted the Vols only touchdown on a one-yard run early in the fourth quarter. Arian Foster ran for just 38 yards on 14 attempts and Gerald Jones caught a career-high five passes for 40 yards.

Tennessee out gained the Gators in total offense 258 to 243, but three turnovers, nine penalties and numerous special teams errors made that usually-telling statistic all but meaningless.

The 243 yards gained by the Gators was their fewest vs. the Vols since the 1990 game, when the Gators gained just 194 yards. The Tennessee defense played well at times, but was put in too many bad situations due to special teams mistakes and turnovers. Rico McCoy led the unit with 10 tackles, while Eric Berry posted eight tackles and a sack.

Lucas Taylor caught a pass for the 17th-straight game, which is the eighth longest streak in school history. Foster's 37 yards moved him past Jay Graham into sixth place on Tennessee's all-time rushing list with 2,627 yards. He also started his 17-straight game vs. Florida, which hasn't happened since Graham started 25 consecutive contests during the 1995 and 1996 seasons.

SCORE BY QUARTERS

FLORIDA	17	3	7	3	--	30
TENNESSEE	0	0	0	6	--	6

SCORING SUMMARY

1st - UF - Hernandez 2 pass from Tebow (Phillips kick).
UF - Phillips 39 field goal.
UF - James 78 punt return (Phillips kick).
2nd - UF - Phillips 40 field goal.
3rd - UF - Harvin 15 pass from Tebow (Phillips kick).
4th - UT - Crompton 1 run (Crompton pass failed).
UF - Phillips 27 field goal.

TEAM STATS		UF		UT	
First Downs		16		16	
Rushes-Yards		39-147		31-96	
Passing Yards		96		162	
Passes (C-A-I)		8-15-0		18-28-1	
Total Offensive Plays		54		59	
Total Offense		243		258	
Fumbles-Lost		0-0		2-2	
Penalties-Yards		9-57		9-95	
Punts-Average		1-57.0		4-37.5	
Time of Possession		29:58		30:02	
Third-Down Conversions		8 of 13		4 of 11	
Fourth-Down Conversions		0 of 1		0 of 2	
Sacks By-Yards		0-0		1-2	

TENNESSEE

RUSHING	Att	Gain	Lost	Net	TD	Lg
A. Foster	14	38	1	37	0	9
Crompton	7	23	1	22	1	12
PASSING	Att	Comp	Int	Yds	TD	Lg
Crompton	28	18	1	162	0	22
RECEIVING	No	Yds	TD	Lg		
G. Jones	5	40	0	19		
Stocker	3	25	0	10		

FLORIDA

RUSHING	Att	Gain	Lost	Net	TD	Lg
Moody	9	55	0	55	0	10
PASSING	Att	Comp	Int	Yds	TD	Lg
Tebow	15	8	0	96	2	34
RECEIVING	No	Yds	TD	Lg		
Harvin	2	49	1	34		
Hernandez	2	15	1	13		

2008 GAME REVIEWS

GAME 4 - AUBURN



Sept. 27, 2008

TENNESSEE 12
AUBURN 14

AUBURN, Ala. - The Tennessee defense certainly played to its potential, but the offense struggled mightily as Auburn pulled out a win over the Vols in a defensive struggle on The Plains.

John Chavis' defenders held the Auburn offense to 226 total yards and only one offensive touchdown, forcing eight three-and-outs including four in a back-and-forth final quarter. The difference in the game was Tennessee's inability to move the ball on offense. The Vols gained 191 total yards and managed only nine first downs. "It goes without saying that it was a very disappointing loss," Tennessee head coach Phillip Fulmer said. "I congratulate Auburn on their win. I think the defense played outstanding for most of the afternoon. Offensively, we were stuck. The second half, the defense gave us good field position and opportunities, especially with the punts and punt returns, and we didn't get anything out of it."

A fumbled exchange between Jonathan Crompton and Arian Foster in the Vols' own endzone during the second quarter gave Auburn the seven points it would need to hang on for a win.

Crompton finished the game 8-of-23 for 67 yards, while Montario Hardesty led the rushing effort with 35 yards and a touchdown on 10 carries. Hardesty rushed around left end for two yards and a score on the opening play of the fourth quarter to pull the Vols within two points, but Crompton's pass on the two point try was caught short of the endzone by Gerald Jones.

Eight Vol receivers made one catch in the game. Jones and Austin Rogers each caught passes for 14 yards.

Elix Wilson led the Vols with 10 tackles, including one for a loss. Dan Williams posted eight stops with two of those being for a loss. Tennessee's lone offensive touchdown came as the result of 38-yard interception return from Dennis Rogan.

Special teams played a key role for the Vols, though it was never converted to points. Chad Cunningham punted 10 times for a 39.9 yard average and landed five kicks inside the 20-yard line. Jones returned five punts for a 13.6-yard average.

Daniel Lincoln attempted a field goal for the first time since the UCLA game and converted twice, first from 47 yards and again from 35 yards in the second quarter. His kicks answered an Auburn touchdown late in the first quarter, the result of their only solid drive of the game on the UT defense.

SCORE BY QUARTERS

TENNESSEE	0	6	0	6	--	12
AUBURN	7	7	0	0	--	14

SCORING SUMMARY

- 1st - AU - Dunn 18 pass from Todd (Byrum kick).
- 2nd - UT - Lincoln 47 field goal.
- UT - Lincoln 35 field goal.
- AU - Ricks 0 fumble recovery (Byrum kick).
- 4th - UT - Hardesty 2 run (Crompton pass failed).

GAME 5 - NORTHERN ILLINOIS



Oct. 4, 2008

TENNESSEE 13
NO. ILLINOIS 9

KNOXVILLE - The Tennessee defense flexed its muscle for the second-straight week in defense of new starting quarterback Nick Stephens and the offense as the Volunteers held off Northern Illinois for a 13-9 win at Neyland Stadium.

The Vol defenders surrendered just 190 yards of offense and picked off one Dan Nicholson pass, while the offense again struggled to find a rhythm, producing just nine first downs and 225 yards of offense. The deciding play of the game ended up being a 52-yard touchdown pass from Stephens to Denarius Moore in the third quarter. That play gave the Vols a 13-3 lead as the defense went on to surrender just two field goals in the final 25 minutes of play.

"We'll take the win," Tennessee head coach Phillip Fulmer said. "We've been on the short end of a couple of those like that. It was a good football team we played tonight. Defensively, I thought again we played very well. Offensively, we made some steps, I think, in the right direction. We're still not as efficient as we need to be. It seems like everything we do is really hard for us. Like everyone in the stadium pulling for Tennessee, I was very excited about the two big plays we made. Great play, great throw, outstanding call. It's something for us to build on."

Stephens finished the game 10-of-17 for 156 yards and a touchdown. Arian Foster was the Vols' leader on the ground, grinding out 75 yards on 18 carries, while Moore's 52-yard snag propelled him to the top of the stat sheet in the receiving column. He finished with three catches for 65 yards and a score. Daniel Lincoln saw action for the second-consecutive week, converting field goals of 36 and 34 yards.

Entering the final frame with a four-point lead, the UT defense did not surrender a single yard, holding the Huskies to minus-nine yards of offense in the quarter. They also did not allow a single first down and held the NIU offense one yard short on a key 4th-and-7 under the four-minute mark.

The defense also produced a season-high four sacks and seven tackles for loss in the game. Nevin McKenzie, making his first career start, led the team with nine tackles and 2.5 tackles for loss. DeAngelo Willingham made three tackles and broke up three passes.

Eric Berry snagged his third pick of the season in the second quarter and returned it 48 yards into the red zone. The play led to Lincoln's first field goal and moved Berry to fifth on UT's career interception return yards list with 271. It was the eighth pick of his career.


SCORE BY QUARTERS

NO. ILLINOIS	3	0	6	0	--	9
TENNESSEE	0	3	10	0	--	13

SCORING SUMMARY

- 1st - NIU - Salerno 25 field goal.
- 2nd - UT - Lincoln 36 field goal.
- 3rd - UT - Lincoln 34 field goal.
- UT - D. Moore 52 pass from Stephens (Lincoln kick).
- NIU - Salerno 24 field goal.
- NIU - Salerno 25 field goal.

GAME 6 - GEORGIA



Oct. 11, 2008

TENNESSEE 14
GEORGIA 26

ATHENS, Ga. - Matthew Stafford threw for 310 yards and a touchdown and Knowshon Moreno carried 27 times for 101 yards to pace Georgia in a 26-14 win over Tennessee at Sanford Stadium.

The Georgia offense amassed 458 yards of offense and possessed the ball for more than 42 minutes, thanks in large part to a number of defensive penalties and miscues from the Vols. Tennessee extended a number of Bulldog drives with penalties.

"Georgia is too good of a team for us to help," Tennessee head coach Phillip Fulmer said. "If you get a personal foul penalty, it is a lack of composure. Our inability to stop the run on the perimeter and to stop the run on short passes really hurt us. We didn't get our defense off the field to have a chance."

When the Tennessee offense did get on the field, not much went right. Nick Stephens completed 13 of 30 passes for 208 yards and two touchdowns, but the UT rushing game was non-existent. Montario Hardesty rushed six times for 20 yards, but the team finished with just one rushing yard total at game's end. Gerald Jones led the receiving corps with four catches for 68 yards and a touchdown.

Georgia scored on its first three possessions en route to a 13-0 lead that Tennessee would never fully answer. The Vols twice climbed within six points, but each time the Bulldogs answered with a score of their own on the ensuing drive.

The one thing that did seem to get the Tennessee offense going was a turnover. Both of the Vols' scores came after red-zone interceptions. Robert Ayers picked off Stafford on a screen play in the second quarter, and the offense responded with a six-play, 77-yard drive capped by a two-yard pass from Stephens to Jones.

Early in the third quarter, Eric Berry picked Stafford in the endzone and returned it 54 yards into Georgia territory. Tennessee took seven plays to drive the remaining 46 yards and scored on a 12-yard pass from Stephens to Lucas Taylor.

Berry's pick was the ninth of his career and the fourth of the season. His 54-yard return moved him atop the school's career interception-return yardage list with 325.

Georgia seven times drove into the red zone and scored a single touchdown. The Bulldogs were turned away and forced to kick four field goals and Stafford threw two interceptions. Elix Wilson led the team with 16 tackles, and Ayers posted a career-high nine stops and 3.5 tackles for loss.

The two teams combined committed 21 penalties for a total of 173 yards.

SCORE BY QUARTERS

TENNESSEE	0	7	7	0	--	14
GEORGIA	10	10	0	6	--	24

SCORING SUMMARY

- 1st - UGA - Southerland 1 run (Walsh kick).
- UGA - Walsh 34 field goal.
- 2nd - UGA - Walsh 20 field goal.
- UT - Jones 2 pass from Stephens (Lincoln kick).
- UGA - Massaquoi 9 pass from Stafford (Walsh kick).
- 3rd - UT - Taylor 12 pass from Stephens (Lincoln kick).
- 4th - UGA - Walsh 41 field goal.
- UGA - Walsh 28 field goal.

TEAM STATS		UT		AU	
First Downs			9		15
Rushes-Yards		33-124		38-97	
Passing Yards		67		129	
Passes (C-A-I)		8-24-0		18-29-1	
Total Offensive Plays		57		67	
Total Offense		191		226	
Fumbles-Lost		1-1		1-0	
Penalties-Yards		3-35		9-59	
Punts-Average		10-39.9		9-43.7	
Time of Possession		27:15		32:45	
Third-Down Conversions		4 of 16		6 of 18	
Fourth-Down Conversions		0 of 0		0 of 0	
Sacks By-Yards		2-10		2-5	

TENNESSEE

RUSHING	Att	Gain	Lost	Net	TD	Lg
Hardesty	10	36	1	35	1	17
A. Foster	8	35	5	30	0	11
PASSING	Att	Comp	Int	Yds	TD	Lg
Crompton	28	8	0	67	0	14
RECEIVING	No	Yds	TD	Lg		
G. Jones	1	14	0	14		
Rogers	1	14	0	14		

AUBURN

RUSHING	Att	Gain	Lost	Net	TD	Lg
Tate	19	75	5	70	0	15
PASSING	Att	Comp	Int	Yds	TD	Lg
Todd	23	14	1	93	1	18
Burns	6	4	0	36	0	16
RECEIVING	No	Yds	TD	Lg		
Dunn	6	54	1	18		
Fannin	3	29	0	10		

TEAM STATS		NIU		UT	
First Downs			12		9
Rushes-Yards		34-72		32-69	
Passing Yards		118		156	
Passes (C-A-I)		14-26-1		10-18-0	
Total Offensive Plays		60		156	
Total Offense		190		225	
Fumbles-Lost		0-0		2-2	
Penalties-Yards		7-40		6-45	
Punts-Average		5-39.6		4-36.5	
Time of Possession		33:05		26:55	
Third-Down Conversions		5 of 16		3 of 13	
Fourth-Down Conversions		0 of 1		0 of 1	
Sacks By-Yards		3-28		4-10	

TENNESSEE

RUSHING	Att	Gain	Lost	Net	TD	Lg
A. Foster	18	76	1	75	0	16
Hardesty	7	23	3	20	0	9
PASSING	Att	Comp	Int	Yds	TD	Lg
Stephens	17	10	0	156	1	52
RECEIVING	No	Yds	TD	Lg		
D. Moore	3	65	1	52		
G. Jones	2	50	0	43		

NORTHERN ILLINOIS

RUSHING						
	Att	Gain	Lost	Net	TD	Lg
Grady	14	46	5	41	0	9
PASSING						
	Att	Comp	Int	Yds	TD	Lg
Nicholson	15	10	1	79	0	18
Grady	10	4	0	39	0	35
RECEIVING						
	No	Yds	TD	Lg		
Palmer	4	26	0	11		
Cox	3	36	0	17		

TEAM STATS		UT		UGA	
First Downs			10		29
Rushes-Yards			15-1		45-148
Passing Yards			208		310
Passes (C-A-I)			13-30-0		25-36-2
Total Offensive Plays			45		81
Total Offense			209		458
Fumbles-Lost			1-0		0-0
Penalties-Yards			10-97		11-76
Punts-Average			6-48.0		2-54.0
Time of Possession			17:56		42:04
Third-Down Conversions			4 of 12		9 of 17
Fourth-Down Conversions			0 of 1		1 of 1
Sacks By-Yards			0-0		2-15

TENNESSEE

RUSHING	Att	Gain	Lost	Net	TD	Lg
Hardesty	6	20	0	20	0	7
A. Foster	3	4	1	3	0	3
PASSING	Att	Comp	Int	Yds	TD	Lg
Stephens	13	30	0	208	2	60
RECEIVING	No	Yds	TD	Lg		
G. Jones	4	68	1	25		
Taylor	4	47	1	17		
Moore	1	60	0	60		

GEORGIA

RUSHING	Att	Gain	Lost	Net	TD	Lg
Moreno	27	111	10	101	0	13
PASSING	Att	Comp	Int	Yds	TD	Lg
Stafford	36	25	2	310	1	37
RECEIVING	No	Yds	TD	Lg		
Green	7	53	0	14		
Massaquoi	5	103	1	32		

2007 GAME REVIEWS

GAME 7 - MISSISSIPPI STATE



Oct. 18, 2007

TENNESSEE 34
MISS. ST. 3

KNOXVILLE - With the recent struggles of the Tennessee offense, the Vols got back to what they know best--the running game and pressure defense--in a 34-3 win over Mississippi State at Neyland Stadium. Tennessee grinded out 139 yards on the ground and scored two rushing touchdowns while the defense tallied five sacks

and forced three interceptions, two of which were returned for touchdowns. "It's almost indescribable the difference between winning and losing," Tennessee head coach Phillip Fulmer said. "There is still much to be done, but I think this is something we could build on and build the confidence of the football team. We were able to run the football and run the clock out as we wanted to. We had some big plays during the course of the ballgame."

The play that broke the Bulldogs' backs was a 72-yard interception return for a touchdown by Eric Berry early in the fourth quarter. The play put the Vols ahead 20-3 and gave Berry the Southeastern Conference record for career interception return yards with 397. It was his fifth pick of the season.

On Mississippi State's next possession, Demetric Morley got in on the act with a 32-yard pick return for a touchdown, and Tennessee added a one-yard touchdown from Lennon Creer with less than three minutes to play.

Creer ended the game as the Vols leading rusher with 68 yards and a score on 17 carries. Eight different Vols caught passes led by Lucas Taylor and Austin Rogers with two grabs for 23 yards apiece. Nick Stephens managed the game well under center, connecting on 10-of-20 passes for 136 yards. In three games, the sophomore signal-caller has not thrown an interception.

Berry led the Vols defensively with 10 tackles, including a sack. Nevin McKenzie posted eight tackles and 1.5 sacks. The five sacks posted by the defense were a season-high.

Tennessee took a 13-3 lead right out of the gate after halftime, reeling off an 11-play, 53-yard drive and scoring on a one-yard run from Montario Hardesty.

After a scoreless first quarter, the two teams traded field goals during the second frame with Tennessee taking a 6-3 lead to the locker room at the half.

The win was Fulmer's 150th as Tennessee's head coach. He and Gen. Robert R. Neyland are the only two coaches in program history to reach milestone.

SCORE BY QUARTERS

MISS. ST.	0	3	0	0	--	3
TENNESSEE	0	6	7	21	--	41

SCORING SUMMARY

- 2nd** - UT - Lincoln 36 field goal.
MSU - Carlson 43 field goal.
UT - Lincoln 28 field goal.
- 3rd** - Hardesty 1 run (Lincoln kick).
- 4th** - UT - Berry 72 INT return (Lincoln kick).
UT - Morley 32 INT return (Lincoln kick).
UT - Creer 1 run (Lincoln kick).

TEAM STATS	MSU	UT
First Downs	13	16
Rushes-Yards	30-69	39-139
Passing Yards	120	136
Passes (C-A-I)	13-30-3	10-21-0
Total Offensive Plays	60	60
Total Offense	189	275
Fumbles-Lost	2-0	0-0
Penalties-Yards	3-24	1-8
Punts-Average	6-39.3	4-44.0
Time of Possession	30:55	29:05
Third-Down Conversions	4 of 14	7 of 15
Fourth-Down Conversions	0 of 0	1 of 1
Sacks By-Yards	1-3	5-30

TENNESSEE

RUSHING	Att	Gain	Lost	Net	TD	Lg
Creer	17	68	0	68	1	10
Foster	11	41	1	40	0	19
PASSING	Att	Comp	Int	Yds	TD	Lg
Stephens	20	10	0	136	0	45
RECEIVING	No	Yds	TD	Lg		
Taylor	2	23	0	14		
Rogers	2	23	0	20		

MISSISSIPPI STATE

RUSHING	Att	Gain	Lost	Net	TD	Lg
Dixon	15	51	5	46	0	11
Ducre	6	22	3	19	0	8
PASSING	Att	Comp	Int	Yds	TD	Lg
Lee	23	12	3	114	0	18
RECEIVING	No	Yds	TD	Lg		
Dixon	3	27	0	16		
McRae	2	28	0	18		

GAME 8 - ALABAMA



Oct. 25, 2007

TENNESSEE 9
ALABAMA 29

KNOXVILLE - Tennessee gave itself opportunities early, but couldn't fully capitalize down the stretch in the Vols' 29-9 loss to No. 2 Alabama at Neyland Stadium.

The UT defense and special teams units held strong for much of the first half, but the offense couldn't do it's part. Twice before halftime, Tennessee was given excellent field position and only came away with a total of three points. In the first quarter, Alabama's Javier Arenas fumbled a punt return inside the Alabama five-yard line that was recovered by Dennis Rogan. The Tennessee offense lost nine yards on the ensuing drive and was forced to call on Daniel Lincoln for a 31-yard field goal.

Early in the second quarter, Montario Hardesty partially blocked an Alabama punt to give Tennessee possession at the Crimson Tide's 32-yard line. The offense lost two yards in three plays before Daniel Lincoln missed a 51-yard field goal. Alabama took over possession and drove 66 yards for a touchdown to take a 13-3 lead to the locker room at halftime.

"We said there would be a play made in the kicking game, and that was our opportunity right there to make something happen," Tennessee head coach Phillip Fulmer said. "That would have given us great momentum. Our guys did a great job all week long. We felt like we could get a punt. Montario (Hardesty) executed the play perfectly, and to not get any points is very frustrating."

After the intermission, Alabama took advantage of a tired Tennessee defense and scored on their first three drives. The Tide's Leigh Tiffin kicked a 30-yard field goal to cap a six-play, 20-yard drive after a Tennessee three-and-out to open the half. John Parker Wilson and Roy Upchurch scored rushing touchdowns on Alabama's next two drives to put the game out of reach for the Vols early in the fourth quarter.

Nick Stephens finished the game 16-of-28 for 137 yards and a touchdown, which came late in the game on a screen pass to Josh Briscoe. Briscoe was the Vols' top receiver with four catches for 46 yards. Tennessee managed only 36 yards rushing in the game led by from Arian Foster with 21.

The Tennessee defense was led by Rico McCoy, who posted a season-high 13 tackles. Eric Berry notched a season-high 11 tackles and broke up a pass.

SCORE BY QUARTERS

ALABAMA	6	7	9	7	--	29
TENNESSEE	3	0	0	6	--	9

SCORING SUMMARY

- 1st** - UA - Tiffin 39 field goal.
UT - Lincoln 31 field goal.
UA - Tiffin 43 field goal.
- 2nd** - UA - Coffee 3 run (Tiffin kick).
- 3rd** - UA - Tiffin 30 field goal.
UA - Wilson 1 run (Wilson pass failed).
UT - Lincoln 28 field goal.
- 4th** - UA - Upchurch 4 run (Tiffin kick).
UT - Briscoe 10 pass from Stephens (Stephens pass failed).

TEAM STATS	UA	UT
First Downs	23	10
Rushes-Yards	43-178	21-36
Passing Yards	188	137
Passes (C-A-I)	17-24-0	16-28-0
Total Offensive Plays	67	49
Total Offense	366	173
Fumbles-Lost	1-1	0-0
Penalties-Yards	3-35	7-60
Punts-Average	3-38.0	7-43.7
Time of Possession	35:32	24:28
Third-Down Conversions	4 of 13	3 of 13
Fourth-Down Conversions	2 of 2	0 of 0
Sacks By-Yards	2-16	0-0

TENNESSEE

RUSHING	Att	Gain	Lost	Net	TD	Lg
Foster	6	21	0	21	0	9
Hardesty	8	17	5	12	0	5
PASSING	Att	Comp	Int	Yds	TD	Lg
Stephens	28	16	0	137	1	26
RECEIVING	No	Yds	TD	Lg		
Briscoe	4	46	1	17		
Foster	3	32	0	19		

ALABAMA

RUSHING	Att	Gain	Lost	Net	TD	Lg
Upchurch	14	86	0	86	1	19
Coffee	19	79	1	78	1	13
PASSING	Att	Comp	Int	Yds	TD	Lg
Wilson	24	17	0	188	0	35
RECEIVING	No	Yds	TD	Lg		
Jones	6	103	0	35		
Walker	3	24	0	11		

GAME 9 - SOUTH CAROLINA



Nov. 1, 2008

TENNESSEE 6
SO. CAROLINA 27

Columbia, S.C. - In what has become the story of a season, the Tennessee defense played well, but two second-quarter turnovers by the offense proved to be the difference in the Vols' 27-6 loss to South Carolina in Columbia.

With the Vols trailing 7-0 and driving into South Carolina territory, Nick Stephens saw the first pick of his career returned 68 yards for a touchdown and a 14-0 Gamecock lead. Two possessions later, Jonathan Crompton completed a pass to Lennon Creer, who then fumbled and watched South Carolina's Captain Munnerlyn return the loose ball to the Tennessee four-yard line. The Gamecocks would score on the next play.

Tennessee was then in a 21-0 hole that it couldn't climb out of. The loss dropped the Vols to 3-6 overall and 1-5 in the Southeastern Conference.

"Two not very good offenses playing against each other and ours was worse than their's was at times," Tennessee head coach Phillip Fulmer said. "Two turnovers from the offense that led directly to scores and punt returns were obviously the difference. The frustration of the offensive team right now, on a scale of one to 10, is probably a 10."

Nick Stephens finished the game 10-of-24 for 134 yards. He was replaced for a period in the second quarter by Jonathan Crompton, who completed 5-of-8 passes for 39 yards. Arian Foster rushed for 56 yards and a touchdown on 14 carries. Austin Rogers led the Vols' receivers with three catches for 72 yards.

Tennessee only score of the game came in third quarter on an eight-play, 80-yard drive capped by a one-yard run from Foster. It pulled the Vols within 18 at 24-6, but they couldn't find paydirt on any of their remaining four possessions.

Rico McCoy led the defense with nine tackles including one for a loss. Eric Berry grabbed his sixth interception of the season and added a 45-yard return to it to move his SEC-record career interception return yardage total to 442.

Foster's 56 rushing yards moved him into a tie for third on UT's all-time career rushing list with 2,852 yards.

Britton Colquitt posted a career-long 71-yard punt in the third quarter. He punted nine times in the game for a 45.3-yard average.

SCORE BY QUARTERS

TENNESSEE	0	0	6	0	--	6
S. CAROLINA	7	14	3	3	--	27

SCORING SUMMARY

- 1st** - SC - Davis 12 pass from Garcia (Succop kick).
- 2nd** - SC - Woodson 68 INT return (Succop kick).
SC - McKinley 4 pass from Garcia (Succop kick).
- 3rd** - SC - Succop 31 field goal.
UT - Foster 1 run (Stephens rush failed).
- 4th** - SC - Succop 31 field goal.

TEAM STATS	UT	SC
First Downs	11	11
Rushes-Yards	28-34	44-101
Passing Yards	173	154
Passes (C-A-I)	15-32-1	10-20-1
Total Offensive Plays	60	64
Total Offense	207	255
Fumbles-Lost	2-2	1-0
Penalties-Yards	3-15	3-35
Punts-Average	9-45.3	8-45.0
Time of Possession	27:30	32:30
Third-Down Conversions	3 of 14	4 of 17
Fourth-Down Conversions	0 of 2	1 of 2
Sacks By-Yards	1-6	6-40

TENNESSEE

RUSHING	Att	Gain	Lost	Net	TD	Lg
Foster	14	56	0	56	1	8
Creer	3	9	0	9	0	6
PASSING	Att	Comp	Int	Yds	TD	Lg
Stephens	24	10	1	134	0	49
RECEIVING	No	Yds	TD	Lg		
Rogers	3	72	0	49		
Foster	3	33	0	26		

SOUTH CAROLINA

RUSHING	Att	Gain	Lost	Net	TD	Lg
Davis	26	66	8	58	0	10
Baker	7	23	1	22	1	8
PASSING	Att	Comp	Int	Yds	TD	Lg
Garcia	19	9	1	139	2	31
RECEIVING	No	Yds	TD	Lg		
McKinley	4	50	1	19		
Saunders	2	42	0	27		

GAME 10 - WYOMING



Nov. 8, 2007

WYOMING 13
TENNESSEE 7

KNOXVILLE - Tennessee's defense again played admirably, but offensive miscues led to defeat for the Volunteers, this time at the hands of the Wyoming Cowboys at Neyland Stadium.

Tennessee surrendered 13 points, an interception return for a touchdown and another interception cashed in on a one-play, four-yard drive.

But it was all the Cowboys would need as the Volunteer offense couldn't get on the scoreboard when it needed to the most, in the final 20 minutes of the game.

"I congratulate Wyoming. They have a good team," head coach Phillip Fulmer said. "They had a big win last week. They ran the ball on us better than I thought they would overall. But I thought our defense played well enough to win the game. Offensively, we just didn't get it done--again."

The Cowboys rushed for 167 yards, but passed for just 99. There only scoring drive covered four yards. Tennessee managed 101 yards on the ground and 118 through the air. Starter Nick Stephens and backup Jonathan Crompton combined to go 14-of-36. Crompton completed the Vols' lone touchdown pass to Gerald Jones, who was Tennessee leading receiver with five grabs for 37 yards, in the third quarter.

In the absence of starting running back Arian Foster and backup Montario Hardesty, sophomore Lennon Creer carried 16 times for 82 yards.

Wyoming's first score came on Tennessee's first possession. Mike Neuhas intercepted a pass right out of the hand of Stephens and rumbled 55 yards to the UT 4-yard line. On the very next play, Greg Genho caught a TD pass from Chris Stutzriem to give the Cowboy's a 7-0 lead. Four Tennessee possessions later, Stephens was again picked, this time by Ward Dobbs who returned the misfire 24 yards for a score and a 13-0 Wyoming lead.

Tennessee got on the scoreboard with an 11-play, 64-yard march to start the second half. Crompton hit Gerald Jones from eight yards out to cap the drive.

The Vols had four more possessions in the game and all four times drove to midfield or closer, but could not score. On the last possession, a sack of Crompton near midfield put the Vols in bad down and distance situations, resulting in three-straight incompletions.

Rico McCoy led the UT defensive effort with 10 tackles, while Demonte Bolden posted seven tackles with three going for a loss. Robert Ayers also posted two TFLs for five yards.

SCORE BY QUARTERS

WYOMING	7	6	0	0	--	13
TENNESSEE	0	0	7	0	--	7

SCORING SUMMARY

1st - WY - Genho 4 pass from Stutzriem (Scott kick).

WY - Dobbs 24 INT return (Scott kick failed).

3rd - UT - Jones 8 pass from Crompton (Lincoln kick).

TEAM STATS	WY	UT
First Downs	15	15
Rushes-Yards	48-167	31-101
Passing Yards	99	118
Passes (C-A-I)	9-17-0	14-36-2
Total Offensive Plays	65	67
Total Offense	266	219
Fumbles-Lost	1-1	1-0
Penalties-Yards	1-15	2-15
Punts-Average	5-35.2	6-39.8
Time of Possession	31:03	28:46
Third-Down Conversions	9 of 17	8 of 16
Fourth-Down Conversions	0 of 1	0 of 2
Sacks By-Yards	3-27	0-0

TENNESSEE

RUSHING	Att	Gain	Lost	Net	TD	Lg
A. Foster	13	88	5	83	1	59
Hardesty	20	70	5	65	0	9
PASSING	Att	Comp	Int	Yds	TD	Lg
Ainge	25	12	0	128	2	29
RECEIVING	No	Yds	TD	Lg		
Rogers	6	62	1	19		
Taylor	4	41	0	29		


WYOMING

RUSHING	Att	Gain	Lost	Net	TD	Lg
Moore	32	104	6	98	0	13
Seldon	12	48	8	40	0	13
PASSING	Att	Comp	Int	Yds	TD	Lg
Stutzriem	1	68	0	95	1	26
RECEIVING	No	Yds	TD	Lg		
Moore	2	9	0	5		
Johnson	1	26	0	26		
Leonard	1	23	0	23		

GAME 11 - VANDERBILT



GAME 12 - KENTUCKY



2008 SCOREBOARD (3-7, 1-5 SEC)

Date	UT rank	Opponent (rank) (TV)	Site	Time/Result	Attend.	Quick Facts
Sept. 1	18/18	at UCLA (ESPN)	Pasadena	L 24-27	68,546	Tennessee defense records four interceptions, nine TFLs but Vols suffer rare overtime loss
Sept. 13		UAB (RAYCOM)	Knoxville	W 35-3	98,205	Balanced offensive attack produces 548 total yards; Crompton earns first win as starter
Sept. 20		*Florida (4/4) (CBS)	Knoxville	L 6-30	106,138	Vols offense struggles to find rhythm, hampered by inability to produce in orange zone
Sept. 27		*at Auburn (15/16) (CBS)	Auburn	L 12-14	87,451	Tennessee's lone turnover proves costly as Tigers prevail in defensive showdown
Oct. 4		Northern Illinois (PPV)	Knoxville	W 13-9	99,539	Stephens makes first career start; his TD bomb to Moore proves to be the difference
Oct. 11		*at Georgia (10/10) (CBS)	Athens	L 14-26	92,746	Vols capitalize on red-zone takeaways, but penalties are prevalent in road setback
Oct. 18		*Mississippi State (PPV)	Knoxville	W 34-3	98,239	Vols return interceptions for TDs on back-to-back possessions to win going away
Oct. 25		*Alabama (2/2) (ESPN)	Knoxville	L 9-29	106,138	Crimson Tide's balanced attack (178 yards rushing, 188 yards passing) too much for Vols
Nov. 1		*at South Carolina (ESPN2)	Columbia	L 6-27	81,731	Vols commit three first half turnovers to fall behind 21-0 at halftime
Nov. 8		Wyoming HC (PPV)	Knoxville	L 7-13	99,489	Cowboys two interceptions lead to 13 points; hold off Vols late charge
Nov. 22		*at Vanderbilt (RAYCOM)	Nashville			
Nov. 29		*Kentucky	Knoxville			
Dec. 6		SEC Championship Game (CBS)	Atlanta	4 p.m. ET		

Rankings listed (AP/USA Today) HC-Homecoming *Southeastern Conference game

TEAM STATISTICS

	UT	OPP
SCORING	160	181
Points Per Game	16.0	18.1
FIRST DOWNS	141	168
Rushing	61	64
Passing	67	86
Penalty	13	18
RUSHING YARDAGE	1,043	1,116
Yards gained rushing	1,259	1,304
Yards lost rushing	216	188
Rushing Attempts	305	378
Average Per Rush	3.4	3.0
Average Per Game	104.3	111.6
TDs Rushing	10	5
PASSING YARDAGE	1,628	1,640
Comp-Att-Int	143-292-7	158-274-15
Average Per Pass	5.6	6.0
Average Per Catch	11.4	10.4
Average Per Game	162.8	164.0
TDs Passing	7	8
TOTAL OFFENSE	2,671	2,756
Total Plays	597	652
Average Per Play	4.5	4.2
Average Per Game	267.1	275.6
KICK RETURNS: #-YARDS	38-892	32-650
Average Per Return	23.5	20.3
PUNT RETURNS: #-YARDS	25-196	17-232
Average Per Return	7.8	13.6
INT RETURNS: #-YARDS	15-364	7-150
Average Per Return	24.3	21.4
FUMBLES-LOST	11-8	7-2
PENALTIES-YARDS	58-490	57-445
Average Per Game	49.0	44.5
PUNTS-YARDS	59-2,415	51-2,151
Average Per Punt	40.9	42.2
Net punt average	34.6	37.5
TIME OF POSSESSION/GAME	27:18	32:41
3RD-DOWN CONVERSIONS	48/140	61/156
3rd-Down Pct	34%	39%
4TH-DOWN CONVERSIONS	3/12	4/9
4th-Down Pct	25%	44%
SACKS BY-YARDS	15-74	21-151
MISC (Blocked FG Ret.) YARDS	0	0
TOUCHDOWNS SCORED	20	18
FIELD GOALS-ATTEMPTS	8-15	19-23
PAT-ATTEMPTS	16-16	16-17
ATTENDANCE	607,748	330,474
Games/Avg Per Game	6/101,291	4/82,618
Neutral Site Games	-	-

SCORE BY QUARTERS

	1st	2nd	3rd	4th	OT	Total
Tennessee	17	36	51	56	0	160
Opponents	64	50	31	33	3	181

OFFENSIVE STATISTICS

#	RUSHING	GP	Att	Gain	Loss	Net	Avg	TD	Long	Avg/G
27	Arian Foster	9	99	472	14	458	4.6	1	41	50.9
3	Lennon Creer	9	54	288	4	284	5.3	3	45	31.6
2	Montario Hardesty	9	61	224	13	211	3.5	5	20	23.4
28	Tauren Poole	10	22	87	1	86	3.9	0	19	8.6
4	Gerald Jones	9	12	63	15	48	4.0	0	23	5.3
8	Jonathan Crompton	6	28	72	65	7	0.2	1	15	1.2
45	Kevin Cooper	10	3	4	0	4	1.3	0	2	0.4
	TEAM	5	3	0	5	-5	-1.7	0	0	-1.0
17	Nick Stephens	7	23	49	99	-50	-2.2	0	18	-7.1
Totals		10	305	1259	216	1043	3.4	10	45	104.3
Opponents		10	378	1304	188	1116	3.0	5	23	111.6

#	PASSING	GP	Effic	Cmp-Att-Int	Pct	Yds	TD	Lng	Avg/G
8	Jonathan Crompton	6	93.73	80-158-4	50.6	788	3	48	131.3
17	Nick Stephens	7	108.28	63-130-3	48.5	840	4	60	120.0
4	Gerald Jones	9	0.00	0-2-0	0.0	0	0	0	0.0
	TEAM	5	0.00	0-1-0	0.0	0	0	0	0.0
27	Arian Foster	9	0.00	0-1-0	0.0	0	0	0	0.0
Totals		10	98.92	143-292-7	49.0	1628	7	60	162.8
Opponents		10	106.63	158-274-15	57.7	1640	8	37	164.0

#	RECEIVING	GP	No.	Yds	Avg	TD	Long	Avg/G
12	Lucas Taylor	10	26	332	12.8	1	48	33.2
4	Gerald Jones	9	26	301	11.6	4	43	33.4
27	Arian Foster	9	18	149	8.3	0	26	16.6
81	Josh Briscoe	10	14	176	12.6	1	41	17.6
21	Austin Rogers	10	13	173	13.3	0	49	17.3
88	Luke Stocker	10	13	139	10.7	0	26	13.9
6	Denarius Moore	10	9	206	22.9	1	60	20.6
1	Brandon Warren	10	9	79	8.8	0	42	7.9
45	Kevin Cooper	10	6	37	6.2	0	9	3.7
2	Montario Hardesty	9	4	24	6.0	0	12	2.7
3	Lennon Creer	9	3	10	3.3	0	9	1.1
14	Eric Berry	10	1	3	3.0	0	3	0.3
28	Tauren Poole	10	1	-1	-1.0	0	0	-0.1
Totals		10	143	1628	11.4	7	60	162.8
Opponents		10	158	1640	10.4	8	37	164.0

#	PUNT RETURNS	No.	Yds	Avg	TD	Long
4	Gerald Jones	13	134	10.3	0	40
41	Dennis Rogan	12	62	5.2	0	10
Totals		25	196	7.8	0	40
Opponents		17	232	13.6	2	78

#	KICKOFF RETURNS	No.	Yds	Avg	TD	Long
41	Dennis Rogan	25	619	24.8	0	43
3	Lennon Creer	6	104	17.3	0	31
4	Gerald Jones	2	76	38.0	0	43
1	Brandon Warren	2	34	17.0	0	18
14	Eric Berry	2	32	16.0	0	21
6	Denarius Moore	1	27	27.0	0	27
Totals		38	892	23.5	0	43
Opponents		32	650	20.3	0	67

#	FUMBLE RETURNS	No.	Yds	Avg	TD	Long
Totals		0	0	0.0	0	0
Opponents		2	42	21.0	1	38

#	INTERCEPTIONS	No.	Yds	Avg	TD	Long
41	Eric Berry	6	220	36.7	1	72
24	DeAngelo Willingham	3	2	0.7	0	5
7	Demetrice Morley	2	32	16.0	1	32
91	Robert Ayers	1	8	8.0	0	8
35	Ellix Wilson	1	3	3.0	0	3
41	Dennis Rogan	1	38	38.0	0	38
20	Nevin McKenzie	1	61	61.0	1	61
Totals		15	364	24.3	3	72
Opponents		7	150	21.4	2	68

2008 STATISTICS

#	PUNTING	No.	Yds	Avg	Long	TB	FC	I20	Blkd
47	Britton Colquitt	32	1417	44.3	71	4	10	8	0
96	Chad Cunningham	25	988	39.5	57	3	6	11	0
	TEAM	2	10	5.0	10	0	0	0	2
	Totals	59	2415	40.9	71	7	16	19	2
	Opponents	51	2151	42.2	57	2	6	12	1

#	FGs	FGM-FGA	Pct	1-19	20-29	30-39	40-49	50+	Lg	Blk
26	Daniel Lincoln	8-15	53.3	0-0	1-1	5-8	2-3	0-3	47	0

FG SEQ: 51, 55, (47), 34, (47), (35), (36), (34), 32, (36), (28), 34, (31), 51, 43

Numbers in parentheses indicate FG was made.

#	TOTAL OFFENSE	GP	Plays	Rush	Pass	Total	Avg/G
8	Jonathan Crompton	6	186	7	788	795	132.5
17	Nick Stephens	7	153	-50	840	790	112.9
27	Arian Foster	9	100	458	0	458	50.9
3	Lennon Creer	9	54	284	0	284	31.6
2	Montario Hardesty	9	61	211	0	211	23.4
28	Tauren Poole	10	22	86	0	86	8.6
4	Gerald Jones	9	14	48	0	48	5.3
45	Kevin Cooper	10	3	4	0	4	0.4
	TEAM	5	4	-5	0	-5	-1.0
	Totals	10	597	1043	1628	2671	267.1
	Opponents	10	652	1116	1640	2756	275.6

#	SCORING	TD	FGs	PAT Kick	PAT Rush	PAT Rcv	PAT Pass	DXP	Saf	Pts
26	Daniel Lincoln	0	8-15	16-16	0-0	0	0-0	0	0	40
2	Montario Hardesty	5	0-0	0-0	0-0	0	0-0	0	0	30
4	Gerald Jones	4	0-0	0-0	0-0	0	0-0	0	0	24
3	Lennon Creer	3	0-0	0-0	0-0	0	0-0	0	0	18
12	Lucas Taylor	1	0-0	0-0	0-0	0	0-0	0	0	6
27	Arian Foster	1	0-0	0-0	0-0	0	0-0	0	0	6
8	Jonathan Crompton	1	0-0	0-0	0-0	0	0-2	0	0	6
7	Demetrice Morley	1	0-0	0-0	0-0	0	0-0	0	0	6
6	Denarius Moore	1	0-0	0-0	0-0	0	0-0	0	0	6
14	Eric Berry	1	0-0	0-0	0-0	0	0-0	0	0	6
81	Josh Briscoe	1	0-0	0-0	0-0	0	0-0	0	0	6
20	Nevin McKenzie	1	0-0	0-0	0-0	0	0-0	0	0	6
17	Nick Stephens	0	0-0	0-0	0-1	0	0-1	0	0	0
	Totals	20	8-15	16-16	0-1	0	0-3	0	0	160
	Opponents	18	19-23	16-17	0-0	0	0-1	0	0	181

#	ALL PURPOSE	GP	Rush	Rec	PR	KR	IR	Tot	Avg/G
41	Dennis Rogan	10	0	0	62	619	38	719	71.9
27	Arian Foster	9	458	149	0	0	0	607	67.4
4	Gerald Jones	9	48	301	134	76	0	559	62.1
3	Lennon Creer	9	284	10	0	104	0	398	44.2
12	Lucas Taylor	10	0	332	0	0	0	332	33.2
14	Eric Berry	10	0	3	0	32	220	255	25.5
2	Montario Hardesty	9	211	24	0	0	0	235	26.1
6	Denarius Moore	10	0	206	0	27	0	233	23.3
81	Josh Briscoe	10	0	176	0	0	0	176	17.6
21	Austin Rogers	10	0	173	0	0	0	173	17.3
88	Luke Stocker	10	0	139	0	0	0	139	13.9
1	Brandon Warren	10	0	79	0	34	0	113	11.3
28	Tauren Poole	10	86	-1	0	0	0	85	8.5
20	Nevin McKenzie	10	0	0	0	0	61	61	6.1
45	Kevin Cooper	10	4	37	0	0	0	41	4.1
7	Demetrice Morley	9	0	0	0	0	32	32	3.6
91	Robert Ayers	10	0	0	0	0	8	8	0.8
8	Jonathan Crompton	6	7	0	0	0	0	7	1.2
35	Ellix Wilson	9	0	0	0	0	3	3	0.3
24	DeAngelo Willingham	10	0	0	0	0	2	2	0.2
	TEAM	5	-5	0	0	0	0	-5	-1.0
17	Nick Stephens	7	-50	0	0	0	0	-50	-7.1
	Totals	10	1043	1628	196	892	364	4123	412.3
	Opponents	10	1116	1640	232	650	150	3788	378.8

DEFENSIVE STATISTICS

#	Player	GP	T	AT	TT	TFL	Sack	Int-Yds	PD	QBH	FR-Yds	FF	Blk	Saf
35	Ellix Wilson	9	43	32	75	4.5-16	1.0-9	1-3	3	3
5	Rico McCoy	10	30	38	68	2.5-6	1.0-1	.	2	1
14	Eric Berry	10	38	26	64	4.5-13	2.0-10	6-220	12
41	Dennis Rogan	10	28	16	44	1.0-19	.	1-38	6	.	2-0	.	.	.
20	Nevin McKenzie	10	23	20	43	7.0-24	3.0-13	1-61	6	1
55	Dan Williams	10	18	22	40	6.5-11	0.5-0	.	1	7
7	Demetrice Morley	9	21	19	40	1.0-1	.	2-32	3
91	Robert Ayers	10	26	11	37	11.5-37	1.0-9	1-8	1	6
24	DeAngelo Willingham	10	19	17	36	1.0-1	.	3-2	6
94	Wes Brown	10	18	16	34	5.5-18	2.5-12	.	.	6
98	Demonte' Bolden	10	21	9	30	6.0-10	.	.	1	3
48	Adam Myers-White	10	19	5	24	3.0-14	.	.	1	1
99	Ben Martin	10	13	4	17	2.0-9	1.0-3	.	.	5	.	1	.	.
95	Walter Fisher	9	10	6	16	1.0-7	1.0-7	1	.	.
56	Nick Reveiz	10	7	8	15
43	Savion Frazier	10	6	8	14	0.5-1
57	Gerald Williams	8	7	4	11	0.5-2	.	.	1	1
13	Brent Vinson	7	5	6	11	1.0-4	.	.	1
31	Marsalous Johnson	10	8	3	11	.	.	.	3
84	Chris Walker	9	9	1	10	3.0-13	2.0-10	.	.	1	.	1	.	.
42	LaMarcus Thompson	10	5	3	8	1	.	.
33	Ja'Kouri Williams	9	5	2	7	1	.	.
46	Andre Mathis	5	3	4	7
28	Tauren Poole	10	2	2	4
6	Denarius Moore	10	2	2	4
53	Morgan Cox	10	1	2	3
37	Antonio Gaines	6	3	.	3
87	Quintin Hancock	10	3	.	3
96	Chad Cunningham	10	.	2	2
9	Daryl Vereen	5	.	2	2
45	Kevin Cooper	10	1	.	1
2	Montario Hardesty	9	.	1	1	1	.	.
44	Josh Hawkins	3	.	1	1
21	Austin Rogers	10	1	.	1
75	Anthony Parker	10	1	.	1
78	Ramon Foster	10	1	.	1
12	Lucas Taylor	10	1	.	1
	Totals	10	398	292	690	62-206	15-74	15-364	47	35	2-0	5	1	.
	Opponents	10	336	302	638	52.0-221	21-151	7-150	59	14	8-42	7	2	.

Defensive Big Play Leaders: Berry 17.5, McKenzie 14, Ayers 13, Rogan 9, Williams 8, Wilson 7.5, Bolden 7, Willingham 7, W. Brown 5.5, Morley 5, McCoy 4.5, Myers-White 4, Walker 4

SPECIAL TEAMS TACKLES

#	PLAYER	T	AT	TT	#	PLAYER	T	AT	TT
56	Nick Reveiz	5	3	8	96	Chad Cunningham	0	2	2
42	LaMarcus Thompson	5	3	8	9	Daryl Vereen	0	2	2
33	Ja'Kouri Williams	4	2	6	57	Gerald Williams	0	2	2
41	Dennis Rogan	4	1	5	99	Ben Martin	1	0	1
43	Savion Frazier	3	2	5	21	Austin Rogers	1	0	1
87	Quintin Hancock	3	0	3	44	Josh Hawkins	0	1	1
6	Denarius Moore	2	1	3	2	Montario Hardesty	0	1	1
28	Tauren Poole	2	1	3	31	Marsalous Johnson	0	1	1
53	Morgan Cox	1	2	3	48	Adam Myers-White	0	1	1

MISCELLANEOUS STATISTICS

ORANGE ZONE*	Poss.	TD	FG	TO	MFG	Downs	Time	TD%	Score%
Tennessee	30	15	7	3	3	2	0	50.0	73.3
Opponents	32	13	12	4	3	0	0	40.6	78.1
*Commonly referred to as "the red zone," the Orange Zone denotes UT's possessions inside the 20-yd. line (includes OT)									
#	KICKOFFS	No.	TB	RET	OB	FC	POINTS OFF TAKEAWAYS		
96	Chad Cunningham	32	3	28	1	0	Takeaways	Pts. Off	
97	Britton Colquitt	5	1	4	0	0	UT 17	54	
	Totals	37	4	32	1	0	OPP 15	52	

SEC/NCAA TEAM STAT RANKINGS

Category	Stat	SEC	NCAA
Scoring	16.0	12	115
Total Offense	267.1	11	116
Rushing Offense	104.3	11	106
Passing Offense	162.8	11	102
Passing Efficiency	98.95	12	111
1st Downs	14.1	11	N/A
3rd-Down Conversions	34.3	11	98
Sacks Allowed	2.1	9	71
Scoring Defense	18.1	5	18
Total Defense	275.6	3	8
Rushing Defense	111.6	7	26
Passing Efficiency Defense	106.66	6	23
Passing Defense	164.00	3	7
Sacks by	1.5	12	90
Net Punting	34.6	10	72
Punt Returns	7.8	9	75
Kickoff Returns	23.5	5	25
Interception (Total)	15	T-1	T-8
Penalty Yards	49.0	7	T-50
Turnover Margin	0.20	5	53

SEC/NCAA INDIVIDUAL STAT RANKINGS

Category	Name	Stat	SEC	NCAA
Rushing-Game	Arian Foster	50.89	10	-
Receiving-Yards Game	Gerald Jones	33.44	18	-
	Lucas Taylor	33.20	19	-
Punt Returns-Avg.	Gerald Jones	10.31	7	36
	Dennis Rogan	5.17	10	67
Kick Returns-Avg.	Dennis Rogan	24.76	5	38
Scoring	Daniel Lincoln	5.00	T-14	-
Field Goals-Game	Daniel Lincoln	1.00	T-6	T-57
Tackles-Game	Ellix Wilson	8.33	3	T-56
	Rico McCoy	6.80	14	-
	Eric Berry	6.40	16	-
TFL-Game	Robert Ayers	1.05	T-5	T-72
Interceptions-Game	Eric Berry	0.60	1	T-3
	DeAngelo Willingham	0.33	T-12	T-75
	Demetrice Morley	0.22	T-19	-

2008 STATISTICS

TEAM TOTALS

	Score	1st Downs	Rushing (No-Yds-TD)	Passing (C-A-I-Yds-TD)	Total Offense (Ply-Yds-TD)	Punts No-Avg	Fumbles No-Lost	Penalties No-Yds	KO Ret. No-Yds	Punt Ret. No-Yds	Int. Ret. No-Yds	3rd-Dn Convs.	Time of Poss.
TENNESSEE	24	20	34-177-2	19-42-1-189-0	76-366-2	7-33.4	2-1	9-55	5-142	3-49	4-66	5-17	29:51
UCLA	27	20	31-29-1	25-43-4-259-1	74-288-2	7-46.8	0-0	2-25	3-47	4-50	1-0	9-19	30:09
TENNESSEE	35	25	41-266-3	20-33-2-282-2	74-548-5	2-34.5	0-0	8-65	1-27	1-6	3-4	7-13	31:14
UAB	3	14	26-108-0	19-34-3-167-0	60-275-0	6-38.0	1-0	9-79	6-113	1-5	2-0	3-12	28:46
TENNESSEE	6	16	31-96-1	18-28-1-162-0	59-258-1	4-37.5	2-2	9-95	7-183	1-3	0-0	4-11	30:02
Florida	30	16	39-147-0	8-15-0-96-2	54-243-2	1-57.0	0-0	9-57	2-56	2-92	1-3	8-13	29:58
TENNESSEE	12	9	33-124-1	8-24-0-67-0	57-191-1	10-39.9	1-1	3-35	3-64	5-68	1-38	4-16	27:15
Auburn	14	15	38-97-0	18-29-1-129-1	67-226-1	9-43.7	1-0	9-59	2-41	0-0	0-0	6-18	32:45
TENNESSEE	13	9	32-69-0	10-18-0-156-1	50-225-1	4-36.5	2-2	6-45	3-53	4-22	1-48	3-13	26:55
Northern Illinois	9	12	34-72-0	14-26-1-118-0	60-190-0	5-39.6	0-0	7-40	4-87	1-7	0-0	5-16	33:05
TENNESSEE	14	10	15-1-0	13-30-0-208-2	45-209-2	6-48.0	1-0	10-97	5-99	0-0	2-62	4-12	17:12
Georgia	26	29	45-148-1	25-36-2-310-1	81-458-2	2-54.0	0-0	11-76	3-33	3-53	0-0	9-17	42:04
TENNESSEE	34	16	39-139-2	10-21-0-136-0	60-275-2	4-44.0	0-0	1-8	2-64	2-11	3-101	7-15	29:05
Mississippi State	3	13	30-69-0	13-30-3-120-0	60-189-0	6-39.3	2-0	3-24	5-87	1-10	0-0	4-14	30:55
TENNESSEE	9	10	21-36-0	16-28-0-137-1	49-173-1	7-43.7	0-0	7-60	7-134	1-(-1)	0-0	3-13	24:28
Alabama	29	23	43-178-3	17-24-0-188-0	67-366-3	3-38.0	1-1	7-35	3-50	3-17	0-0	4-13	35:32
TENNESSEE	6	11	28-34-1	15-32-1-173-0	60-207-1	9-45.3	2-2	3-15	2-46	7-31	1-45	3-14	27:30
South Carolina	27	11	44-101-0	10-20-1-154-2	64-255-2	8-45.0	1-0	3-35	2-89	2-(-2)	1-68	4-17	32:30
TENNESSEE	7	15	31-101-0	14-36-2-118-1	67-219-1	6-39.8	1-0	2-15	3-80	1-7	0-0	8-16	28:46
Wyoming	13	15	48-167-0	9-17-0-99-1	65-266-1	5-35.2	1-1	1-15	2-47	0-0	2-79	9-17	31:03
TENNESSEE													
Vanderbilt													
TENNESSEE													
Kentucky													

GAME-BY-GAME STARTERS

OFFENSE	TE	LT	LG	C	RG	RT	WR	WR	QB	TB	FB	PK
at UCLA	Stocker	Scott	Parker	McNeil	McClendon	R. Foster	Taylor	Jones	Crompton	A. Foster	Warren (TE)	Lincoln
UAB	Stocker	Scott	Parker	McNeil	McClendon	R. Foster	Taylor	Jones	Crompton	A. Foster	Cooper	Lincoln
FLORIDA	Stocker	Scott	Parker	McNeil	McClendon	R. Foster	Taylor	Jones	Crompton	A. Foster	Cooper	--
at Auburn	Stocker	Scott	Parker	McNeil	McClendon	R. Foster	Taylor	Jones	Crompton	A. Foster	Cooper	Lincoln
NORTHERN ILLINOIS	Stocker	Scott	Parker	McNeil	McClendon	R. Foster	Briscoe	Jones	Stephens	A. Foster	Cooper	Lincoln
at Georgia	Stocker	Scott	Parker	McNeil	McClendon	R. Foster	Taylor	Jones	Stephens	A. Foster	Cooper	Lincoln
MISSISSIPPI STATE	Stocker	Scott	Richard	McNeil	Parker	R. Foster	Taylor	Jones	Stephens	A. Foster	Cooper	Lincoln
ALABAMA	Stocker	Scott	Richard	McNeil	Parker	R. Foster	Taylor	Rogers	Stephens	A. Foster	Cottam (TE)	Lincoln
at South Carolina	Stocker	Scott	Richard	McNeil	Parker	R. Foster	Taylor	Rogers	Stephens	A. Foster	Cooper	--
WYOMING	Stocker	Scott	Richard	McNeil	Parker	R. Foster	Taylor	Rogers	Stephens	Creer	Cooper	Lincoln
at Vanderbilt												
KENTUCKY												

DEFENSE	LE	LT	RT	RE	SLB	MLB	WLB	LCB	RCB	SS	FS	P
at UCLA	W. Brown	Bolden	D. Williams	Ayers	Myers-White	Wilson	McCoy	Willingham	Rogan	Berry	Morley	Cunningham
UAB	W. Brown	Bolden	Fisher	Ayers	Myers-White	Wilson	McCoy	Willingham	M. Johnson	Berry	Rogan	Cunningham
FLORIDA	W. Brown	Bolden	D. Williams	Ayers	Myers-White	Wilson	McCoy	Willingham	Rogan	Berry	Morley	Cunningham
at Auburn	W. Brown	Bolden	D. Williams	Ayers	Myers-White	Wilson	McCoy	Willingham	Rogan	Berry	Morley	Cunningham
NORTHERN ILLINOIS	W. Brown	Fisher	D. Williams	Ayers	McKenzie	Reveiz	McCoy	Willingham	Rogan	Berry	Morley	Cunningham
at Georgia	W. Brown	Bolden	D. Williams	Ayers	McKenzie	Wilson	McCoy	Willingham	Rogan	Berry	Morley	Colquitt
MISSISSIPPI STATE	W. Brown	Bolden	D. Williams	Ayers	McKenzie	Wilson	McCoy	Willingham	Rogan	Berry	Morley	Colquitt
ALABAMA	W. Brown	Bolden	D. Williams	Ayers	McKenzie	Wilson	McCoy	Willingham	Rogan	Berry	Morley	Colquitt
at South Carolina	W. Brown	Bolden	Fisher	Ayers	McKenzie	Wilson	McCoy	Willingham	Rogan	Berry	Morley	Colquitt
WYOMING	W. Brown	Bolden	D. Williams	Ayers	McKenzie	Wilson	McCoy	Willingham	M. Johnson	Berry	Rogan	Colquitt
at Vanderbilt												
KENTUCKY												

STARTING EXPERIENCE

Defense	'05	'06	'07	'08	Tot	Strk
Robert Ayers, DE	.	2	.	10	12	10
Eric Berry, DB	.	.	14	10	24	24
Demonté Bolden, DT	.	.	12	9	21	5
Wes Brown, DE	.	.	.	10	10	10
Walter Fisher, DT	.	.	.	3	3	-
Antonio Gaines, DB	.	.	2	.	2	-
Marsalous Johnson, DB	.	.	7	2	9	1
Rico McCoy, LB	.	2	13	10	25	10
Nevin McKenzie, LB	.	.	.	6	6	6
Demetrice Morley, DB	.	10	.	8	18	-
Adam Myers-White, LB	.	.	.	4	4	-
Nick Reveiz, LB	.	.	.	1	1	-
Dennis Rogan, DB	.	.	.	10	10	10
Brent Vinson, DB	.	.	10	.	10	-
Dan Williams, DT	.	.	10	8	18	1
DeAngelo Willingham, DB	.	.	8	10	18	17
Ellix Wilson, LB	.	.	1	9	10	5
Totals	0	14	77	110	201	
Josh Briscoe, WR	.	.	5	1	6	-
Kevin Cooper, FB	.	.	.	8	8	2
Jeff Cottam, TE	.	.	6	1	7	-
Lennon Creer, TB	.	.	.	1	1	1
Jonathan Crompton, QB	.	1	.	4	5	-
Arian Foster, TB	5	4	14	9	32	-
Ramon Foster, OT	2	.	14	10	26	24
Montario Hardesty, TB	.	5	.	.	5	-
David Holbert, FB	1	.	.	.	1	-
Gerald Jones, WR	.	.	.	7	7	-
Jacques McClendon, OG	.	1	6	6	13	-
Josh McNeil, C	.	9	14	10	33	33
Anthony Parker, OG	1	12	14	10	37	24
Vladimir Richard, OG	.	.	.	4	4	4
Austin Rogers, WR	.	1	14	3	18	3
Chris Scott, OT	.	.	14	10	24	24
Nick Stephens, QB	.	.	.	6	6	6
Luke Stocker, TE	.	.	.	10	10	10
Brandon Warren, TE*	.	*	.	1	1	-
Lucas Taylor, WR	.	.	13	9	22	5
Totals	9	33	114	110	266	

*Warren started nine games at Florida State during the 2006 season.

Special Teams	'05	'06	'07	'08	Tot	Strk
Britton Colquitt, P	11	12	13	5	41	5
Chad Cunningham, P	.	.	1	5	6	-
Daniel Lincoln, PK	.	.	14	8	22	1
Totals	11	12	28	18	69	

2008 STATISTICS

RUSHING

(Att-Yds-TD)	Cooper	Creer	Crompton	A. Foster	Hardesty	G. Jones	Poole	Stephens
at UCLA	1-1-0	DNP	6-3-0	13-96-0	12-66-2	2-11-0	0-0-0	DNP
UAB	0-0-0	8-93-2	4-(-3)-0	12-100-0	7-28-1	0-0-0	9-43-0	1-5-0
FLORIDA	0-0-0	1-4-0	7-22-1	14-37-0	5-15-0	4-18-0	0-0-0	DNP
at Auburn	0-0-0	4-19-0	7-15-0	8-30-0	10-35-1	4-25-0	0-0-0	DNP
NORTHERN ILLINOIS	0-0-0	0-0-0	DNP	18-75-0	7-20-0	1-2-0	0-0-0	5-(-26)-0
at Georgia	0-0-0	2-2-0	DNP	3-3-0	6-20-0	1-(-8)-0	0-0-0	2-(-15)-0
MISSISSIPPI STATE	0-0-0	17-68-1	DNP	11-40-0	6-15-1	0-0-0	2-(-1)-0	3-17-0
ALABAMA	0-0-0	3-7-0	DNP	6-21-0	8-12-0	INJ	0-0-0	4-(-4)-0
at South Carolina	2-3-0	3-9-0	2-(-14)-0	14-56-1	0-0-0	0-0-0	0-0-0	6-(-18)-0
WYOMING	0-0-0	16-82-0	2-(-16)-0	INJ	INJ	0-0-0	11-44-0	2-(-9)-0
at Vanderbilt								
KENTUCKY								
Totals	3-4-0	54-284-3	28-7-1	99-458-1	61-211-5	12-48-0	22-86-0	23-(-50)-0

RECEIVING

(No-Yds-TD)	Briscoe	Cooper	Cottam	A. Foster	Hancock	Hardesty	G. Jones	Moore	Paige	Rogers	Stocker	Taylor	Warren
at UCLA	1-41-0	4-27-0	INJ	4-12-0	0-0-0	0-0-0	4-40-0	0-0-0	DNP	1-16-0	1-11-0	3-37-0	1-5-0
UAB	1-12-0	1-1-0	INJ	1-22-0	0-0-0	0-0-0	3-39-2	1-12-0	0-0-0	0-0-0	2-16-0	9-132-0	2-48-0
FLORIDA	1-22-0	0-0-0	INJ	2-19-0	0-0-0	2-7-0	5-40-0	1-13-0	DNP	0-0-0	3-25-0	2-24-0	2-12-0
at Auburn	1-7-0	0-0-0	INJ	1-4-0	0-0-0	1-5-0	1-14-0	0-0-0	DNP	1-14-0	1-8-0	1-6-0	0-0-0
NORTHERN ILLINOIS	2-22-0	0-0-0	0-0-0	0-0-0	0-0-0	0-0-0	2-50-0	3-65-1	DNP	2-14-0	1-5-0	0-0-0	0-0-0
at Georgia	0-0-0	0-0-0	0-0-0	3-8-0	0-0-0	0-0-0	4-68-1	1-60-0	DNP	0-0-0	1-25-0	4-47-1	0-0-0
MISSISSIPPI STATE	0-0-0	1-9-0	0-0-0	1-19-0	0-0-0	1-12-0	0-0-0	1-45-0	0-0-0	2-23-0	0-0-0	2-23-0	1-3-0
ALABAMA	4-46-1	0-0-0	0-0-0	3-32-0	0-0-0	0-0-0	INJ	1-(-3)-0	DNP	2-17-0	2-30-0	1-4-0	2-8-0
at South Carolina	3-18-0	0-0-0	0-0-0	3-33-0	0-0-0	0-0-0	2-13-0	0-0-0	DNP	3-72-0	1-8-0	1-27-0	1-3-0
WYOMING	1-8-0	0-0-0	0-0-0	INJ	0-0-0	INJ	5-37-1	1-14-0	DNP	2-17-0	1-11-0	3-32-0	0-0-0
at Vanderbilt													
KENTUCKY													
Totals	14-176-1	6-37-0	0-0-0	18-149-0	0-0-0	4-24-0	26-301-4	9-206-1	0-0-0	11-156-0	13-139-0	25-332-1	9-79-0

PASSING

(C-A-I-Yds-TD)	Crompton	Stephens
at UCLA	19-41-1-189-0	DNP
UAB	19-31-2-240-2	1-2-0-42-0
FLORIDA	18-28-1-162-0	DNP
at Auburn	8-23-0-67-0	DNP
NO. ILLINOIS	DNP	10-17-0-156-1
at Georgia	DNP	13-30-0-208-2
MISSISSIPPI ST.	DNP	10-20-0-136-0
ALABAMA	DNP	16-28-0-137-1
at South Carolina	5-8-0-39-0	10-24-1-134-0
WYOMING	11-27-0-91-0	3-9-2-27-0
at Vanderbilt		
KENTUCKY		
vs. SEC West Champ		
Totals	80-158-4-788-2	63-130-3-840-4

PUNTING

(No-Yds-Avg)	Cunningham	Colquitt
at UCLA	6-234-39.0	DNP
UAB	2-69-34.5	DNP
FLORIDA	4-150-37.5	DNP
at Auburn	10-399-39.9	DNP
NO. ILLINOIS	3-136-45.3	DNP
at Georgia	0-0-0.0	6-288-48.0
MISSISSIPPI ST.	0-0-0.0	4-176-44.0
ALABAMA	0-0-0.0	7-306-43.7
at South Carolina	0-0-0.0	9-408-45.3
WYOMING	0-0-0.0	6-239-39.8
at Vanderbilt		
KENTUCKY		
vs. SEC West Champ		
Totals	25-988-39.5	32-1,417-44.3

FIELD GOALS

(Made)-Miss	Lincoln	Sequence
at UCLA	1-4	51, 55, (47) 34
UAB	-	-
FLORIDA	DNP	DNP
at Auburn	2-2	(47), (35)
NO. ILLINOIS	2-3	(36), (34), 32
at Georgia	-	-
MISSISSIPPI ST.	2-3	(36), (28), 34
ALABAMA	1-3	(31), 51, 43
at South Carolina	DNP	
WYOMING	-	-
at Vanderbilt		
KENTUCKY		
vs. SEC West Champ		
Totals	8-15	

PUNT RETURNS

(No-Yds-Avg)	Rogan	Jones
at UCLA	2-16-8.0	1-33-33.0
UAB	0-0-0.0	1-6-6.0
FLORIDA	0-0-0.0	1-3-3.0
at Auburn	0-0-0.0	5-68-13.6
NO. ILLINOIS	0-0-0.0	4-22-5.5
at Georgia	0-0-0.0	0-0-0.0
MISSISSIPPI ST.	1-9-9.0	1-2-2.0
ALABAMA	1-(-1)-(-1.0)	INJ
at South Carolina	7-31-4.4	0-0-0.0
WYOMING	1-7-7.0	0-0-0.0
at Vanderbilt		
KENTUCKY		
vs. SEC West Champ		
Totals	12-62-5.2	13-134-10.3

KICKOFF RETURNS

(No-Yds-Avg)	Berry	Creer	Jones	Moore	Rogan	Warren
at UCLA	0-0-0.0	DNP	2-76-38.0	0-0-0.0	2-50-25.0	1-16-16.0
UAB	0-0-0.0	0-0-0.0	0-0-0.0	1-27-27.0	0-0-0.0	0-0-0.0
FLORIDA	0-0-0.0	0-0-0.0	0-0-0.0	0-0-0.0	6-165-27.5	1-18-18.0
at Auburn	0-0-0.0	0-0-0.0	0-0-0.0	0-0-0.0	3-64-21.3	0-0-0.0
NO. ILLINOIS	0-0-0.0	3-53-17.7	0-0-0.0	0-0-0.0	0-0-0.0	0-0-0.0
at Georgia	0-0-0.0	2-27-13.5	0-0-0.0	0-0-0.0	3-72-24.0	0-0-0.0
MISSISSIPPI ST.	0-0-0.0	0-0-0.0	0-0-0.0	0-0-0.0	2-64-32.0	0-0-0.0
ALABAMA	2-32-16.0	1-24-24.0	INJ	0-0-0.0	4-78-19.5	0-0-0.0
at South Carolina	0-0-0.0	0-0-0.0	0-0-0.0	0-0-0.0	2-46-23.0	0-0-0.0
WYOMING	0-0-0.0	0-0-0.0	0-0-0.0	0-0-0.0	3-80-26.7	0-0-0.0
at Vanderbilt						
KENTUCKY						
vs. SEC West Champ						
Totals	2-32-16.0	6-104-17.3	2-76-38.0	1-27-27.0	25-619-24.8	2-34-17.0

DEFENSIVE FRONT [T-AT-TT]

Game	Ayers	Bolden	W. Brown	Fisher	Langley	Martin	Mathis	Thomas	Walker	D. Williams	G. Williams
at UCLA	1-1-2	4-0-4	2-0-2	3-0-3	SUSP	0-0-0	DNP	0-0-0	1-0-1	3-0-3	DNP
UAB	0-0-0	1-0-1	1-1-2	1-0-1	0-0-0	1-0-1	0-0-0	0-0-0	3-0-3	2-1-3	0-0-0
FLORIDA	2-0-2	1-1-2	2-3-5	1-2-3	DNP	1-1-2	DNP	DNP	0-0-0	0-3-3	DNP
at Auburn	2-2-4	2-0-2	1-0-1	2-0-2	DNP	2-0-2	DNP	DNP	1-1-2	5-3-8	2-0-2
NO. ILLINOIS	3-2-5	2-2-4	2-3-5	1-3-4	DNP	0-0-0	DNP	0-0-0	1-0-1	0-3-3	0-0-0
at Georgia	7-2-9	3-1-4	2-1-3	0-1-1	DNP	2-0-2	DNP	0-0-0	0-0-0	2-4-6	0-0-0
MISSISSIPPI STATE	2-0-2	1-0-1	2-2-4	INJ	0-0-0	2-0-2	1-3-4	0-0-0	3-0-3	2-1-3	0-1-1
ALABAMA	3-1-4	0-0-0	2-1-3	0-0-0	DNP	2-1-3	0-0-0	0-0-0	0-0-0	1-3-4	1-1-2
at South Carolina	4-3-7	2-3-5	1-0-1	1-0-1	DNP	2-1-3	1-0-1	DNP	0-0-0	2-2-4	3-2-5
WYOMING	2-0-2	5-2-7	3-5-8	1-0-1	DNP	1-1-2	1-1-2	0-0-0	INJ	1-2-3	1-0-1
at Vanderbilt											
KENTUCKY											
Totals	26-11-37	21-9-30	18-16-34	10-6-16	0-0-0	13-4-17	3-4-7	0-0-0	9-1-10	18-22-40	7-4-11

LINEBACKERS [T-AT-TT]

Game	Frazier	McCoy	McKenzie	Myers-White	N. Reveiz	Thompson	Wilson
at UCLA	1-0-1	3-1-4	1-0-1	3-0-3	2-0-2	1-0-1	11-1-12
UAB	2-1-3	2-2-4	0-1-1	5-0-5	1-2-3	1-1-2	4-3-7
FLORIDA	0-0-0	1-9-10	2-1-3	0-2-2	0-1-1	0-0-0	2-4-6
at Auburn	0-0-0	4-2-6	2-1-3	4-1-5	1-0-1	0-0-0	7-3-10
NO. ILLINOIS	1-0-1	5-3-8	4-5-9	0-0-0	2-2-4	0-0-0	INJ
at Georgia	1-2-3	2-0-2	1-1-2	3-0-3	0-0-0	0-0-0	10-6-16
MISSISSIPPI STATE	1-1-2	1-1-2	3-5-8	0-0-0	0-2-2	2-1-3	0-5-5
ALABAMA	0-4-4	4-9-13	3-4-7	1-1-2	0-0-0	1-1-2	4-5-9
at South Carolina	0-0-0	5-4-9	3-1-4	2-1-3	0-1-1	0-0-0	3-3-6
WYOMING	0-0-0	3-7-10	4-1-5	1-0-1	1-0-1	0-0-0	2-2-4
at Vanderbilt							
KENTUCKY							
Totals	6-8-14	30-38-68	23-20-43	19-5-24	7-8-15	5-3-8	43-32-75

SECONDARY [T-AT-TT]

Game	Berry	Gaines	M.Johnson	Morley	Rogan	Vinson	J. Williams	Willingham
at UCLA	3-0-3	2-0-2	1-1-2	5-2-7	1-0-1	SUSP	1-0-1	1-2-3
UAB	4-3-7	0-0-0	2-0-2	1-0-1	5-0-5	0-1-1	1-0-1	4-0-4
FLORIDA	4-4-8	DNP	0-0-0	2-1-3	4-2-6	1-1-2	0-0-0	1-2-3
at Auburn	1-2-3	DNP	0-0-0	0-2-2	2-1-3	0-0-0	0-0-0	4-2-6
NO. ILLINOIS	5-1-6	DNP	1-0-1	1-2-3	1-3-4	0-0-0	1-1-2	2-1-3
at Georgia	4-3-7	DNP	1-0-1	4-3-7	6-3-9	3-2-5	0-0-0	3-0-3
MISSISSIPPI STATE	4-6-10	0-0-0	0-0-0	1-3-4	0-1-1	0-0-0	2-1-3	0-4-4
ALABAMA	7-4-11	DNP	0-0-0	3-6-9	1-3-4	1-2-3	0-0-0	2-1-3
at South Carolina	2-2-4	0-0-0	0-0-0	4-0-4	1-2-3	SUSP	DNP	2-1-3
WYOMING	4-1-5	1-0-1	3-2-5	SUSP	7-1-8	DNP	0-0-0	0-4-4
at Vanderbilt								
KENTUCKY								
Totals	38-26-64	3-0-3	8-3-11	21-19-40	28-16-44	5-6-11	5-2-7	19-17-36

DEFENSIVE "BIG PLAYS" LEADERBOARD

TACKLES FOR LOSS (62):

Ayers (11.5) at UCLA (1); vs. UF (1); at AU (1); at UGA (3.5); vs. MSU (1); vs. UA (1); at USC (1); vs. WYO (2)
 McKenzie (7) vs. NIU (2.5); at UGA (0.5); vs. MSU (2); vs. UA (1); at USC (1)
 D. Williams (6.5) at UCLA (1.5); at AU (2); vs. NIU (0.5); at UGA (0.5); vs. MSU (1); at USC (1)
 Bolden (6) at UCLA (2); at UGA (1); WYO (3)
 W. Brown (5.5) at UCLA (1); vs. NIU (1); vs. MSU (1); at USC (1); vs. WYO (1.5)
 Berry (4.5) vs. UAB (0.5); vs. UF (1); vs. NIU (1); at UGA (1); vs. MSU (1)
 Wilson (4.5) at UCLA (2); vs. UAB (0.5); vs. UF (1); at AU (1)
 Myers-White (3) at UCLA (1); vs. UAB (2)
 Walker (3) at AU (1); vs. MSU (2)
 McCoy (2.5) vs. NIU (1); at USC (1); vs. WYO (.5)
 Martin (2) at AU (1); vs. UA (1)
 Fisher (1) vs. UAB (1)
 Morley (1) vs. UF (1)
 Rogan (1) vs. NIU (1)
 Vinson (1) vs. UF (1)
 Willingham (1) vs. UAB (1)
 Frazier (0.5) at UGA (0.5)
 G. Williams (0.5) at USC (0.5)

SACKS (15):

McKenzie (3) vs. NIU (1.5); vs. MSU (1.5)
 W. Brown (2.5) NIU (1); vs. MSU (0.5); at USC (1)
 Berry (2) vs. UF (1); vs. MSU (1)
 Walker (2) at AU (1); vs. MSU (1)
 Ayers (1) vs. MSU (1)
 Fisher (1) vs. UAB (1)
 Martin (1) at AU (1)
 McCoy (1) vs. NIU (1)
 Wilson (1) at UCLA (1)
 Williams (0.5) vs. NIU (0.5)

INTERCEPTIONS (15):

Berry (6) vs. at UCLA (1); vs. UAB (1); vs. NIU (1); at UGA (1); vs. MSU (1); at USC (1)
 Willingham (3) at UCLA (1); vs. UAB (1) vs. MSU (1)
 Morley (2) at UCLA (1); vs. MSU (1)
 Ayers (1) at UGA (1)
 McKenzie (1) at UCLA (1)
 Rogan (1) at AU (1)
 Wilson (1) vs. UAB (1)

PASSES BROKEN UP (32):

Berry (6) vs. UF (1); vs. NIU (1); vs. MSU (2); vs. at UA (1); at USC (1)
 McKenzie (5) vs. at UCLA (1); vs. UAB (1); at AU (2); at UGA (1);
 Rogan (5) vs. UF (1); vs. MSU (2); vs. UA (2)
 Willingham (3) vs. NIU (3)
 M. Johnson (3) vs. at UCLA (1); vs. UAB (1); vs. MSU (1);
 McCoy (2) at UCLA (1); vs. UAB (1)
 Wilson (2) vs. UAB (1); vs. UF (1)
 Bolden (1) at UGA (1)
 Morley (1) at UCLA (1)
 Myers-White (1) at UCLA (1)
 Vinson (1) vs. UAB (1)
 D. Williams (1) at USC (1)
 G. Williams (1) vs. NIU (1)

FORCED FUMBLES (5):

Fisher (1) vs. WYO (1)
 Martin (1) vs. MSU (1)
 Thompson (1) vs. UA (1)
 Walker (1) vs. UAB (1)
 J. Williams (1) vs. MSU (1)

QUARTERBACK HURRIES (43):

W. Brown (9) at UCLA (3); vs. UAB (1); vs. NIU (1); vs. MSU (1); vs. WYO (3)
 D. Williams (9) at UCLA (2); vs. UAB (1); at AU (1); at UGA (2); vs. MSU (1); vs. UA (1); vs. WYO (1)
 Ayers (7) at UCLA (1); vs. UAB (1); vs. UF (2); at AU (1); vs. NIU (1); vs. UA (1)
 Martin (5) vs. UAB (1); vs. UF (1); vs. MSU (1); at USC (1); vs. WYO (1)
 Bolden (3) at AU (1); at UGA (1); vs. UA (1)
 Wilson (3) vs. UAB (1); vs. MSU (2)
 Fisher (2) at UCLA (2)
 McCoy (1) vs. MSU (1)
 McKenzie (1) vs. UAB (1)
 Myers-White (1) at UGA (1)
 Walker (1) vs. NIU (1)
 G. Williams (1) vs. UA (1)

BLOCKS (1):

Hardesty (1) vs. UA (1)

FUMBLES RECOVERED (2):

Rogan (2) vs. UA (1); vs. WYO (1)

2008 STATISTICS

TENNESSEE TEAM

Points Scored	35	UAB
Low	6	Florida; South Carolina
First Downs	25	UAB
Low	9	Auburn, Northern Illinois
Rushing Attempts	41	UAB
Low	15	Georgia
Rushing Yards	266	UAB
Low	1	Georgia
Rushing TDs	3	UAB
Low	0	Northern Illinois, Georgia, Alabama, Wyoming
Passes Attempted	42	UCLA
Low	18	Northern Illinois
Passes Completed	20	UAB
Low	8	Auburn
Had Intercepted	2	UAB, Wyoming
Low	0	Five times
Passing Yards	282	UAB
Low	67	Auburn
Passing TDs	2	UAB, Georgia
Low	0	Five times
Total Offensive Plays	76	UCLA
Low	45	Georgia
Total Offensive Yards	548	UAB
Low	173	Alabama
Fumbles	2	UCLA, Florida, Northern Illinois, South Carolina
Low	0	UAB, Mississippi State, Alabama
Fumbles Lost	2	Florida, Northern Illinois, South Carolina
Low	0	Five times
Penalties	10	Georgia
Low	1	Mississippi State
Penalty Yards	97	Georgia
Low	8	Mississippi State
QB Sacks by	5	Mississippi State
Low	0	Georgia, Alabama, Wyoming

TENNESSEE INDIVIDUAL

Rushing Attempts	18	Arian Foster vs. Northern Illinois
Net Rushing Yards	100	Arian Foster vs. UAB
Rushing TDs	2	Montario Hardesty at UCLA; Lennon Creer vs. UAB
Pass Attempts	41	Jonathan Crompton at UCLA
Pass Completions	19	Jonathan Crompton at UCLA, vs. UAB
Had Intercepted	2	Twice
Pass Yards	240	Jonathan Crompton vs. UAB
Pass TDs	2	Jonathan Crompton vs. UAB; Nick Stephens at UGA
Total Offense Plays	47	Jonathan Crompton at UCLA
Total Offense Yards	237	Jonathan Crompton vs. UAB
Receptions	9	Lucas Taylor vs. UAB
Receiving Yards	132	Lucas Taylor vs. UAB
Receiving TDs	2	Gerald Jones vs. UAB
Points Scored	12	Montario Hardesty at UCLA; Lennon Creer vs. UAB
Touchdowns	2	Montario Hardesty at UCLA; Lennon Creer vs. UAB
Field Goals (Made)	2	Daniel Lincoln (three times)
PATs (Made)	5	Daniel Lincoln vs. UAB
Punts	10	Chad Cunningham at Auburn
Punt Average	48.0	Britton Colquitt at Georgia
Punt Returns	7	Dennis Rogan at South Carolina
Punt Return Yards	68	Gerald Jones at Auburn
Kickoff Returns	6	Dennis Rogan vs. Florida
Kickoff Return Yards	165	Dennis Rogan vs. Florida
Total Tackles	16	Ellix Wilson at Georgia
Primary Tackles	11	Ellix Wilson at UCLA
TFL	3.5	Robert Ayers at Georgia
Sacks	1.5	Nevin McKenzie (twice)
Interceptions	1	By seven
Interception Return Yds	72	Eric Berry vs. Mississippi State

TENNESSEE INDIVIDUAL LONG PLAYS

Rushing	45	Lennon Creer vs. UAB (TD)
Passing	60	Nick Stephens to Denarius Moore at Georgia
Field Goal	47	Daniel Lincoln at UCLA and at Auburn
Punt	71	Britton Colquitt at South Carolina
Punt Return	40	Gerald Jones at Auburn
Kickoff Return	43	Gerald Jones at UCLA
Interception Return	72	Eric Berry vs. Mississippi State (TD)
Fumble Return	0	

OPPONENT TEAM

Points Scored	30	Florida
Low	3	UAB, Mississippi State
First Downs	29	Georgia
Low	11	South Carolina
Rushing Attempts	48	Wyoming
Low	26	UAB
Rushing Yards	178	Alabama
Low	29	UCLA
Rushing TDs	3	Alabama
Low	0	By seven
Passes Attempted	43	UCLA
Low	15	Florida
Passes Completed	25	UCLA, Georgia
Low	8	Florida
Had Intercepted	4	UCLA
Low	0	Florida, Alabama, Wyoming
Passing Yards	310	Georgia
Low	96	Florida
Passing TDs	2	Florida, South Carolina
Low	0	UAB, Northern Illinois, Mississippi State, Alabama
Total Offensive Plays	81	Georgia
Low	54	Florida
Total Offensive Yards	458	Georgia
Low	189	Mississippi State
Fumbles	2	Mississippi State
Low	0	UCLA, Florida, Auburn, Northern Illinois, Georgia
Fumbles Lost	1	Alabama, Wyoming
Low	0	By eight
Penalties	11	Georgia
Low	1	Wyoming
Penalty Yards	79	UAB
Low	15	Wyoming
QB Sacks by	6	South Carolina
Low	0	Florida

OPPONENT INDIVIDUAL

Rushing Attempts	32	Devin Moore, Wyoming
Net Rushing Yards	101	Knowshon Moreno, Georgia
Rushing TDs	1	By five
Pass Attempts	43	Kevin Craft, UCLA
Pass Completions	25	Kevin Craft, UCLA; Matthew Stafford, Georgia
Had Intercepted	4	Kevin Craft, UCLA
Pass Yards	310	Matthew Stafford, Georgia
Pass TDs	2	Tim Tebow, Florida; Stephen Garcia, South Carolina
Total Offense Plays	48	Joe Webb, UAB
Total Offense Yards	325	Matthew Stafford, Georgia
Receptions	8	Frantrell Forrest, UAB
Receiving Yards	103	Mohamed Massaquoi, Georgia; Julio Jones, Alabama
Receiving TDs	1	By many
Points Scored	14	Blair Walsh, Georgia
Touchdowns	1	By many
Field Goals	4	Blair Walsh, Georgia
PATs	3	Jonathan Phillips, Florida
Punts	9	Clinton Durst, Auburn
Punt Average	57.0	Chas Henry, Florida
Punt Returns	3	Terrence Austin, UCLA; Javier Arenas, Alabama
Punt Return Yards	92	Brandon James, Florida
Kickoff Returns	6	Frantrell Forrest, UAB
Kickoff Return Yards	113	Frantrell Forrest, UAB
Total Tackles	13	Ward Dobbs, Wyoming
Primary Tackles	8	Ward Dobbs, Wyoming
TFL	4.0	Ward Dobbs, Wyoming
Sacks	2.5	Larry English, Northern Illinois
Interceptions	1	By seven
Interception Return Yds	68	Stoney Woodson, South Carolina

OPPONENT INDIVIDUAL LONG PLAYS

Rushing	23	Joe Webb, UAB
Passing	37	Matthew Stafford to Shaun Chapas, Georgia
Field Goal	47	Swayze Waters, UAB
Punt	57	Chas Henry, Florida
Punt Return	78	Brandon James, Florida (TD)
Kickoff Return	67	Chris Culliver, South Carolina
Interception Return	68	Stoney Woodson, South Carolina (TD)
Fumble Return	38	Captain Munnerlyn, South Carolina

LONG PLAYS (20 YARDS OR LONGER)

GAME at UCLA	RUSH (8) Arian Foster--41, 22 Montario Hardesty--20 TD	TENNESSEE (63)	
		PASS (21) Jonathan Crompton to Josh Briscoe--41	RETURNS (34) Gerald Jones--43 KR, 33 KR, 33 PR Dennis Rogan--29 KR, 21 KR Nevin McKenzie--61 INT TD Denarius Moore--27 KR
UAB	Arian Foster--25, 31 Lennon Creer--45 TD	Jonathan Crompton to Lucas Taylor--28, 48 Jonathan Crompton to Gerald Jones--20 TD Jonathan Crompton to Arian Foster--22 Nick Stephens to Brandon Warren--42	Denarius Moore--27 KR
FLORIDA		Jonathan Crompton to Josh Briscoe--22 Jonathan Crompton to Lucas Taylor--22	Dennis Rogan--21 KR, 24 KR, 43 KR, 34, KR, 25, KR
at Auburn	Gerald Jones--23		Dennis Rogan--27 KR, 23 KR, 38 INT Gerald Jones--40 PR
NORTHERN ILLINOIS		Nick Stephens to Gerald Jones--43 Nick Stephens to Denarius Moore--52 TD	Eric Berry--48 INT Lennon Creer--31 KR
at Georgia		Nick Stephens to Gerald Jones--25, 25 Nick Stephens to Denarius Moore--60 Nick Stephens to Luke Stocker--25	Dennis Rogan--25 KR, 24 KR, 23 KR Eric Berry--54 INT
MISSISSIPPI STATE		Nick Stephens to Austin Rogers--20 Nick Stephens to Denarius Moore--45	Dennis Rogan--24 KR, 40 KR Eric Berry--72 INT TD Demetrice Morley--32 INT TD
ALABAMA		Nick Stephens to Luke Stocker--26	Eric Berry--21 KR Dennis Rogan--27 KR Lennon Creer--24 KR
at South Carolina		Nick Stephens to Lucas Taylor--27 Jonathan Crompton to Arian Foster--26 Nick Stephens to Austin Rogers--49	Dennis Rogan--28 KR Eric Berry--45 INT
WYOMING	Lennon Creer--23	Jonathan Crompton to Gerald Jones--25	Dennis Rogan--40 KR, 20 KR, 20 KR

GAME at UCLA	RUSH (1)	OPPONENT (41)	
		PASS (18) Kevin Craft to Taylor Embree--21	RETURNS (22)
UAB	Joe Webb--23	Joe Webb to Jeffery Anderson--23 Joe Webb to Mark Ferrell--20 Joe Webb to Frantrell Forrest--30	Frantrell Forrest--21 KR, 20 KR, 20 KR
FLORIDA		Tim Tebow to Percy Harvin--34 Tim Tebow to Louis Murphy--22	Brandon James--52 KR, 78 PR TD
at Auburn			Mario Fannin--22 KR
NORTHERN ILLINOIS		Demarcus Grady to Willie Clark--35	Me'Co Brown--29 KR, 20 KR, 23 KR
at Georgia		Matthew Stafford to Shaun Chapas--37, 25 Matthew Stafford to Mohamed Massaquoi--32, 28, 20 Matthew Stafford to Demiko Goodman--20	Prince Miller--27 PR Richard Samuel--20 KR
MISSISSIPPI STATE			Derek Pegues--22 KR Delmon Robinson--27 KR
ALABAMA		John Parker Wilson to Julio Jones--35	Javier Arenas--21 KR, 22 PR
at South Carolina		Stephen Garcia to Wesley Saunders--27 Stephen Garcia to Eric Baker--31	Stoney Woodson--68 INT TD Captain Munnerlyn--22 KR, 38 FR Chris Culliver--67 KR
WYOMING		Chris Stutzriem to Chris Johnson--26 Chris Stutzriem to David Leonard--23	Mike Neuhaus--55 INT Ward Dobbs--24 INT TD Devin Moore--31 KR

2008 STATISTICS

at UCLA					
No.	Start	Plays	Yards	Time	End
1	T29	3	8	1:35	Punt
2	T15	11	51	4:39	Missed FG
3	T45	3	1	0:58	Punt
4	T33	3	4	0:56	Punt
5	T20	9	80	4:10	Touchdown
6	T32	3	-1	1:34	Interception
7	T07	3	2	1:37	Punt
8	T24	7	38	1:25	Missed FG
9*	T21	8	73	3:35	Fumble
10	T20	3	4	1:02	Punt
11	T47	3	6	0:59	Punt
12	U26	3	-12	1:42	Punt
13	T33	13	67	4:45	Touchdown
14	U25	13	0	0:23	Field Goal
15^	U25	4	8	N/A	Missed FG

UAB					
No.	Start	Plays	Yards	Time	End
1	T25	8	45	3:49	Downs
2	A44	5	44	1:45	Touchdown
3	T35	3	65	1:06	Touchdown
4	T20	3	6	2:36	Punt
5	T01	3	0	0:57	Interception
6	T11	8	44	1:41	End of Half
7*	T31	9	13	3:11	Interception
8	T20	7	80	2:27	Touchdown
9	T24	8	76	3:49	Touchdown
10	T44	8	56	3:40	Touchdown
11	T03	6	48	3:21	Punt
12	T29	6	42	2:46	End of Game

FLORIDA					
No.	Start	Plays	Yards	Time	End
1	T28	3	5	1:29	Fumble
2	T21	5	21	2:48	Punt
3	T26	14	72	8:00	Fumble
4	T39	11	60	4:36	Interception
5*	T43	3	4	1:09	Punt
6	T26	3	2	2:55	Punt
7	T37	11	63	5:04	Touchdown
8	T27	6	28	2:01	Downs
9	T09	3	9	1:18	Punt

at AUBURN					
No.	Start	Plays	Yards	Time	End
1	T25	3	2	1:04	Punt
2	T17	5	16	1:53	Punt
3	T31	8	39	3:43	Field Goal
4	T21	8	61	3:03	Field Goal
5	T05	1	-5	0:06	Fumble
6	T25	3	7	1:30	Punt
7	T20	3	4	1:38	Punt
8*	T35	4	16	2:57	Punt
9	A44	3	8	1:29	Punt
10	A37	9	37	4:44	Touchdown
11	A38	3	-2	1:36	Punt
12	T42	3	6	1:05	Punt
13	A46	3	6	1:36	Punt
14	T46	3	2	0:51	Punt

NORTHERN ILLINOIS					
No.	Start	Plays	Yards	Time	End
1	T29	6	23	2:55	Fumble
2	T15	8	30	4:21	Punt
3	N16	4	-3	1:57	Field Goal
4	T26	5	19	2:02	Punt
5	T16	1	-2	0:31	End of Half
6*	T31	5	52	2:24	Field Goal
7	T48	1	52	0:11	Touchdown
8	T20	3	-11	0:48	Fumble
9	T19	3	9	2:06	Punt
10	N49	10	35	5:26	Missed FG
11	T31	3	5	1:37	Punt
12	N27	4	6	2:21	Downs

at GEORGIA					
No.	Start	Plays	Yards	Time	End
1	T20	4	20	2:08	Punt
2	T20	3	7	1:04	Punt
3	T24	3	-7	2:09	Punt
4	T38	4	17	2:17	Punt
5	T23	6	77	3:08	Touchdown
6	T32	1	-1	0:03	End of Half
7*	T13	3	-6	1:43	Punt
8	G46	7	46	2:16	Touchdown
9	T25	3	9	1:05	Punt
10	T25	5	20	0:46	Downs
11	T20	6	37	0:44	End of Game

MISSISSIPPI STATE					
No.	Start	Plays	Yards	Time	End
1	T23	4	21	1:59	Punt
2	T22	3	2	0:55	Punt
3	T34	10	47	4:32	Field Goal
4	T26	10	63	5:18	Field Goal
5*	T47	11	53	4:51	Touchdown
6	T11	3	7	2:19	Punt
7	T38	5	45	1:28	Missed FG
8	M47	3	2	1:02	Punt
9	T49	12	51	5:31	Touchdown
10	T03	2	-1	0:54	End of Game

ALABAMA					
No.	Start	Plays	Yards	Time	End
1	T27	3	9	2:09	Punt
2	A05	4	-9	1:34	Field Goal
3	T21	3	4	1:39	Punt
4	T22	3	2	1:08	Punt
5	T21	8	31	5:14	Punt
6	A32	4	-2	1:26	Missed FG
7	T22	10	52	2:35	Missed FG
8*	T24	3	-9	1:11	Punt
9	T26	3	9	2:18	Punt
10	T32	4	13	2:17	Punt
11	T37	7	63	2:07	Touchdown

at SOUTH CAROLINA					
No.	Start	Plays	Yards	Time	End
1	T28	7	27	3:15	Punt
2	T20	3	-7	1:20	Punt
3	T27	3	9	1:53	Punt
4	T26	8	34	4:01	Interception
5	T20	3	-2	1:32	Punt
6	T43	1	-1	0:17	Fumble
7	T28	3	7	1:46	Punt
8	T19	5	20	2:49	Punt
9	T30	1	-2	0:04	End of Half
10*	T20	5	56	1:41	Downs
11	T20	8	80	3:24	Touchdown
12	S44	4	9	1:44	Downs
13	T14	3	-3	1:11	Punt
14	T23	3	3	1:20	Punt
15	T20	3	-3	1:13	Punt

WYOMING					
No.	Start	Plays	Yards	Time	End
1	T47	5	22	2:39	Interception
2	T36	3	2	1:10	Punt
3	T04	3	3	1:02	Punt
4	T20	8	26	4:51	Punt
5	T20	2	-2	0:53	Interception
6	T31	9	14	4:39	Punt
7*	T36	11	64	3:37	Touchdown
8	T48	3	2	0:58	Punt
9	W43	3	5	1:59	Punt
10	T22	10	59	4:03	Downs
11	T24	10	29	2:40	Downs

^ - Overtime drive (not reflected below in avg. starting position)

* - First drive of second half

AVG. STARTING FIELD POSITION

	Drives	Yd. Line	Avg.	IN20
Tennessee	119	3,659	30.7	17
Opponents	121	3,682	30.4	30

STATISTICAL SUPERLATIVES

INSIDE THE ORANGE ZONE

Game	Tennessee • Opponent
at UCLA	3-4 (2 TD, 1 FG) • 3-3 (2 TD, 1 FG)
UAB	4-4 (4 TD, 0 FG) • 0-1 (0 TD, 0 FG)
Florida	1-3 (1 TD, 0 FG) • 4-5 (2 TD, 2 FG)
at Auburn	2-2 (1 TD, 1 FG) • 1-2 (1 TD, 0 FG)
Northern Illinois	2-4 (0 TD, 2 FG) • 3-3 (0 TD, 3 FG)
at Georgia	2-2 (2 TD, 0 FG) • 5-7 (2 TD, 3 FG)
Mississippi State	4-5 (2 TD, 2 FG) • 0-1 (0 TD, 0 FG)
Alabama	2-3 (1 TD, 1 FG) • 4-4 (3 TD, 1 FG)
at South Carolina	1-1 (1 TD, 0 FG) • 4-4 (2 TD, 2 FG)
Wyoming	1-2 (1 TD, 0 FG) • 1-2 (1 TD, 0 FG)
at Vanderbilt	
Kentucky	
TOTALS	22-30 (15 TD, 7 FG) • 25-32 (13 TD, 12 FG)

GIVEAWAY/TAKEAWAY

Game	Tennessee			Opponent			DIF
	FUM	INT	TOT	FUM	INT	TOT	
at UCLA	1	1	2	0	4	4	+2
UAB	0	2	2	0	3	3	+1
Florida	2	1	3	0	0	0	-3
at Auburn	1	0	1	0	1	1	Even
Northern Illinois	2	0	2	0	1	1	-1
at Georgia	0	0	0	0	2	2	+2
Mississippi St.	0	0	0	0	3	3	+3
Alabama	0	0	0	1	0	1	+1
at S. Carolina	2	1	3	0	1	1	-2
Wyoming	0	2	2	1	0	1	-1
at Vanderbilt							
Kentucky							
TOTALS	8	7	15	2	15	17	+2

FIELD GOAL SEQUENCE

	Tennessee	Opponent
at UCLA	51, 55, (47), 34	(41), (42)
UAB	-	(47)
Florida	-	(39), (40), (27)
at Auburn	(47), (35)	35
Northern Illinois	(36), (34), 32	46, (25), (24), (25)
at Georgia	-	(34), (20), (41), (28)
Mississippi State	(36), (28), 34	39, (43)
Alabama	(31), 51, 43	(39), (43), (30)
at South Carolina	-	(31), (31)
Wyoming	-	31
at Vanderbilt		
Kentucky		

Numbers in (parentheses) indicate field goal was made.

VOLS ON OPENING OFFENSIVE DRIVES

	1st Half	2nd Half
at UCLA	Punt	Fumble
UAB	Downs	Touchdown
Florida	Fumble	Punt
at Auburn	Punt	Punt
Northern Illinois	Fumble	Field Goal
at Georgia	Punt	Punt
Mississippi State	Punt	Touchdown
Alabama	Punt	Punt
at South Carolina	Punt	Downs
Wyoming	Interception	Touchdown
at Vanderbilt		
Kentucky		

FUMBLES

Name	No.-Lost	Name	No.-Lost
Josh Briscoe	1-1	L. Creer	1-1
J. Crompton	4-2	Arian Foster	1-1
M. Hardesty	1-1	Dennis Rogan	1-1
Nick Stephens	1-1	TEAM	1-0

MILESTONE GAMES

Lennon Creer's 100-yard rushing games: 1

2007: La.-Lafayette (109)

Arian Foster's 100-yard rushing games: 11

2005: South Carolina (148); Notre Dame (125);

Memphis (132); Vanderbilt (223); Kentucky (114)

2007: Southern Miss (125); Mississippi State (139);

La.-Lafayette (100); Vanderbilt (106); Kentucky (118)

2008: UAB (100)

Josh Briscoe's 100-yard receiving games: 1

2007: Wisconsin (101)

Austin Rogers' 100-yard receiving games: 1

2007: Southern Miss (112)

Lucas Taylor's 100-yard receiving games: 6

2007: California (103); Southern Miss (118); Arkansas State (104); Mississippi State (186); Kentucky (103)

2008: UAB (132)

Eric Berry's 10-tackle games: 4

2007: South Carolina (12); Kentucky (14)

2008: Mississippi State (10); Alabama (11)

Rico McCoy's 10-tackle games: 6

2007: Georgia (11); South Carolina (14); Vanderbilt (11)

2008: Florida (10); Alabama (13); Wyoming (10)

DeAngelo Willingham's 10-tackle games: 1

2007: South Carolina (10)

Ellix Wilson's 10-tackle games: 3

2008: UCLA (12); Auburn (10); Georgia (16)

CAREER BEST - TACKLES

Robert Ayers	9 at Georgia 2008
Eric Berry	14 at Kentucky 2007
Demonté Bolden	7 vs. Wyoming 2008
Wes Brown	8 vs. Wyoming 2008
Kevin Cooper	1 vs. Northern Illinois 2008
Walter Fisher	5 vs. Louisiana-Lafayette 2007
Savion Frazier	4 at Mississippi State 2007
Antonio Gaines	6 at California 2007
Quintin Hancock	1 (2x)
Josh Hawkins	1 vs. Northern Illinois 2008
Marsalous Johnson	8 at Alabama 2007
Ben Martin	3 (2x)
Andre Mathis	4 vs. Mississippi State 2008
Rico McCoy	14 vs. South Carolina 2007
Nevin McKenzie	9 vs. Northern Illinois 2008
Denarius Moore	2 at Mississippi State 2007
Demetrice Morley	9 vs. Marshall 2006
Adam Myers-White	5 (2x)
Chase Nelson	2 vs. Southern Miss 2007
Tauren Poole	1 (4x)
Nick Reveiz	4 vs. Northern Illinois 2008
Dennis Rogan	9 at Georgia 2008
Austin Rogers	1 vs. UAB 2008
LaMarcus Thompson	3 at Mississippi State 2007
Daryl Vereen	1 (2x)
Brent Vinson	7 at Alabama 2007
Chris Walker	3 (2x)
Dan Williams	8 at Auburn 2008
Gerald Williams	5 at South Carolina 2008
Ja'Kouri Williams	3 (2x)
DeAngelo Willingham	10 vs. South Carolina 2007
Ellix Wilson	16 at Georgia 2008

INDIVIDUAL SINGLE-GAME BESTS

CAREER BEST - RUSHING

Name	No.	Yards
Josh Briscoe	1 at MEM 2006	11 at MEM 2006
Kevin Cooper	2 at USC 2008	3 at USC 2008
Lennon Creer	17 vs. MSU 2008	109 vs. ULL 2007
Jonathan Crompton	7 vs. UF 2008	22 (2x)
Arian Foster	40 vs. VU 2005	223 vs. VU 2005
Montario Hardesty	20 vs. ARK 2007	78 at MSU 2007
Quintin Hancock	1 vs. UGA 2007	6 vs. UGA 2007
Gerald Jones	4 (2x)	39 vs. LSU 2007
Tauren Poole	11 vs. WYO 2008	44 vs. WYO 2008
Austin Rogers	1 (2x)	26 at UK 2005
Nick Stephens	6 at USC 2008	17 vs. MSU 2008
Lucas Taylor	2 vs. UM 2005	18 vs. SC 2005
Brent Vinson	1 at UF 2007	(-9) at UF 2007

CAREER BEST - PASSING

Name	Att.	Comp.
Jonathan Crompton	41 at UCLA 2008	19 (2x)
Arian Foster	1 vs. MSU 2008	--
Gerald Jones	1 (2x)	--
Nick Stephens	30 at UGA 2008	16 vs. UA 2008
Lucas Taylor	1 (2x)	1 (2x)

CAREER BEST - PASSING YARDS

Name	Yards
Jonathan Crompton	240 vs. UAB 2008
Nick Stephens	208 at UGA 2008
Lucas Taylor	56 vs. UGA 2007

CAREER BEST - RECEIVING

Name	No.	Yards
Eric Berry	1 vs. UA 2008	3 vs. UA 2008
Josh Briscoe	8 (2x)	101 vs. UW 2007
Kevin Cooper	4 at UCLA 2008	27 at UCLA 2008
Jeff Cottam	1 (4x)	13 vs. Ark. St. 2007
Lennon Creer	1 (5x)	9 at Auburn 2008
Arian Foster	9 at UK 2007	98 at UK 2007
Quintin Hancock	5 vs. ULL 2007	55 at UK 2007
Montario Hardesty	2 (2x)	22 at SC 2006
Gerald Jones	5 (3x)	68 at UGA 2008
Denarius Moore	4 vs. ULL 2007	86 vs. WIS 2008
Tauren Poole	1 vs. WYO 2008	-1 vs. WYO 2008
Austin Rogers	8 vs. VU 2007	112 vs. So. Miss 2007
Luke Stocker	3 vs. UF 2008	30 vs. UA 2008
Lucas Taylor	11 at MSU 2007	186 at MSU 2007
Brandon Warren	2 (2x)	48 vs. UAB 2008

CAREER BEST - KICKOFF RETURNS

Name	No.	Yards (Total)
Eric Berry	2 vs. UA 2008	32 vs. UA 2008
Lennon Creer	4 vs. LSU 2007	99 vs. LSU 2007
Arian Foster	3 at Cal 2007	117 at Cal 2007
Marsalous Johnson	2 (2x)	40 at SC 2006
Gerald Jones	2 at UCLA 2008	76 at UCLA 2008
Denarius Moore	3 vs. So. Miss 2007	56 vs. So. Miss 2007
Dennis Rogan	6 vs. UF 2008	165 vs. UF 2008
Austin Rogers	1 vs. UF 2006	12 vs. UF 2006
Lucas Taylor	4 vs. UGA 2005	77 vs. VU 2005
Brandon Warren	1 (2x)	18 vs. UF 2008
Ellix Wilson	1 vs. UF 2006	17 vs. UF 2006
Ja'Kouri Williams	1 (2x)	19 vs. LSU 2006

CAREER BEST - PUNT RETURNS

Name	No.	Yards (Total)
Gerald Jones	5 at Auburn 2008	68 at Auburn 2008
Dennis Rogan	7 at USC 2008	72 vs. VU 2007
Austin Rogers	2 vs. Cal 2006	13 vs. Cal 2006
Lucas Taylor	4 at UA 2005	31 at UA 2005

CAREER STATS (AYERS-FISHER)

91 ROBERT AYERS

CAREER DEFENSIVE STATISTICS

YEAR	G	UT	AT	TT	SACKS/		TFL/	FF	FR	PD	INT/	HIGH
					YDS	YDS					YDS	TKLE
2005	9	3	2	5	1/6	1/6	0	0	0	0	0/0	4-MEM
2006	13	19	6	25	1/7	3/15	0	0	1	0/0	0/0	3-2x
2007	14	25	9	34	4/19	12/40	0	0	2	0/0	0/0	6-ASU
2008	10	26	12	38	1/9	11.5/38	0	0	1	1/8	1/8	9-UGA
Totals	46	73	29	102	7/41	27.5/99	0	0	4	1/8	1/8	9-UGA

14 ERIC BERRY

CAREER DEFENSIVE STATISTICS

YEAR	G	UT	AT	TT	SACKS/		TFL/	FF	FR	PD	INT/	HIGH
					YDS	YDS					YDS	TKLE
2007	14	57	29	86	0/0	2/3	1	2	9	5/222	5/222	14-UK
2008	10	38	26	64	2/10	4.5/13	0	0	12	6/220	6/220	11-UA
Totals	23	91	54	145	2/10	6.5/16	1	2	21	11/442	11/442	14-UK

98 DEMONTE' BOLDEN

CAREER DEFENSIVE STATISTICS

YEAR	G	UT	AT	TT	SACKS/		TFL/	FF	FR	PD	INT/	HIGH
					YDS	YDS					YDS	TKLE
2005	1	0	0	0	0/0	0/0	0	0	0	0/0	0/0	--
2006	12	17	5	22	1/7	4/16	0	0	0	0/0	0/0	4-LSU
2007	12	16	10	26	2/12	5/17	1	1	2	0/0	0/0	4-3x
2008	10	21	9	30	0/0	6/10	0	0	1	0/0	0/0	7-WYO
Totals	35	54	24	78	3/19	15/43	1	1	3	0/0	0/0	7-WYO

81 JOSH BRISCOE

CAREER RECEIVING STATISTICS

YEAR	G	REC	YARDS	AVG		TD	LONG	HIGH
				REC	GAME			
2005	10	4	80	20.0	8.0	1	39-MEM	39-MEM
2006	13	5	53	10.6	4.1	0	12-ALA	22-ALA
2007	14	56	557	9.9	39.8	6	29-WIS	101-WIS
2008	10	14	176	12.6	17.6	1	41-UCLA	46-UA
Totals	47	79	866	11.0	18.4	8	41-UCLA	101-WIS

Briscoe has one career rush for 11 net yards (at Memphis in 2006).

94 WES BROWN

CAREER DEFENSIVE STATISTICS

YEAR	G	UT	AT	TT	SACKS/		TFL/	FF	FR	PD	INT/	HIGH
					YDS	YDS					YDS	TKLE
2006	13	11	6	17	0/0	2/4	0	0	0	0/0	0/0	3-ARK
2007	14	8	15	23	0.5/4	1/6	0	1	0	0/0	0/0	3-3x
2008	10	18	16	34	2.5/12	5.5/18	0	0	0	0/0	0/0	8-WYO
Totals	37	37	37	74	3/16	8.5/28	0	1	0	0/0	0/0	8-WYO

Brown has one career kickoff return for nine yards against California in 2007.

47 BRITTON COLQUITT

CAREER PUNTING STATISTICS

YEAR	G	PUNT	YARDS	AVG	TB	FC	I20	50+	BLK	LONG
2005	11	59	2,431	41.2	6	15	19	9	0	64-ND
2006	12	46	2,066	44.9	4	7	18	11	0	63-MAR
2007	13	62	2,579	41.6	4	15	23	9	0	57-ASU
2008	5	32	1,417	44.3	4	10	8	10	0	71-USC
Totals	41	199	8,493	42.7	18	47	68	39	0	71-USC

45 KEVIN COOPER

CAREER RUSHING STATISTICS

YEAR	G	ATT	NET YARDS	AVG ATT.	AVG GAME	TD	LONG	HIGH YARDS
2007	7	0	0	--	--	--	--	--
2008	10	3	4	1.3	0.4	0	2-USC	3-USC
Totals	17	3	4	1.3	0.2	0	2-USC	3-USC

CAREER RECEIVING STATISTICS

YEAR	G	REC	YARDS	AVG REC	AVG GAME	TD	LONG	HIGH YARDS
2006	7	0	0	--	--	--	--	--
2007	10	6	37	6.2	3.7	0	9-2x	27-UCLA
Totals	17	6	37	6.2	2.2	0	9-2x	27-UCLA

80 JEFF COTTAM

CAREER RECEIVING STATISTICS

YEAR	G	REC	YARDS	AVG REC	AVG GAME	TD	LONG	HIGH YARDS
2006	13	0	0	--	--	--	--	--
2007	14	4	19	4.8	1.4	1	13-ASU	13-ASU
2008	6	0	0	--	--	--	--	--
Totals	33	4	19	4.8	0.6	1	13-ASU	13-ASU

3 LENNON CREER

CAREER RUSHING STATISTICS

YEAR	G	ATT	NET YARDS	AVG ATT.	AVG GAME	TD	LONG	HIGH YARDS
2007	13	36	214	5.9	16.5	1	38-SM	109-ULL
2008	9	54	284	5.3	31.6	3	45-UAB	93-UAB
Totals	22	90	498	5.5	22.6	4	45-UAB	109-ULL

CAREER RECEIVING STATISTICS

YEAR	G	REC	YARDS	AVG REC	AVG GAME	TD	LONG	HIGH YARDS
2007	13	2	13	6.5	1.0	0	7-SM	7-SM
2008	9	3	10	3.3	1.1	0	9-AU	9-AU
Totals	22	5	23	4.6	1.1	0	9-AU	9-AU

CAREER KICKOFF RETURN STATISTICS

YEAR	G	NO	YARDS	AVG RET	AVG GAME	TD	LONG	HIGH YARDS
2007	13	13	243	18.7	18.7	0	50-LSU	99-LSU
2008	9	6	104	17.3	11.6	0	31-NIU	53-NIU
Totals	22	19	347	18.3	15.8	0	50-LSU	99-LSU

8 JONATHAN CROMPTON

CAREER PASSING STATISTICS

YEAR	G	ATT-		INT/	PASS	AVG.	QB	TOT	AVG.	HI PASS
		COMP	TD		YDS	GAME	RATE	OFF	GAME	YARDS
2006	7	66-31	2/4	47.0	401	57.3	111.95	419	59.9	183-LSU
2007	7	12-7	2/1	58.3	97	13.9	120.40	88	12.6	68-ULL
2008	6	158-80	4/3	50.6	788	131.3	93.73	795	132.5	240-UAB
Totals	20	236-118	8/8	50.0	1,286	64.3	100.18	1,302	65.1	240-UAB

CAREER RUSHING STATISTICS

YEAR	G	ATT	NET YARDS	AVG ATT.	AVG GAME	TD	LONG	HIGH YARDS
2006	7	16	18	1.1	2.6	0	11-LSU	22-LSU
2007	7	4	-9	-2.3	-1.3	0	--	--
2008	6	28	7	0.2	1.2	1	15-AU	22-UF
Totals	20	48	16	0.3	0.8	1	15-AU	22-2x

96 CHAD CUNNINGHAM

CAREER PUNTING STATISTICS

YEAR	G	PUNT	YARDS	AVG	TB	FC	I20	50+	BLK	LONG
2007	5	3	122	40.7	0	3	1	0	0	46-SM
2008	9	25	988	39.5	3	6	11	3	2	57-AU
Totals	14	28	1,110	39.6	3	9	12	3	2	57-AU

95 WALTER FISHER

CAREER DEFENSIVE STATISTICS

YEAR	G	UT	AT	TT	SACKS/		TFL/	FF	FR	PD	INT/	HIGH
					YDS	YDS					YDS	TKLE
2006	8	7	1	8	0/0	2/2	0	0	0	0/0	0/0	3-ARK
2007	14	11	16	27	0/0	1/1	0	0	2	0/0	0/0	5-2x
2008	9	10	6	16	1/7	1/7	1	0	0	0/0	0/0	4-NIU
Totals	31	28	23	51	1/7	4/10	1	0	2	0/0	0/0	5-2x

CAREER STATS (FOSTER-McKENZIE)

27 ARIAN FOSTER

CAREER RUSHING STATISTICS

YEAR	G	ATT	NET YARDS	AVG ATT.	AVG GAME	TD	LONG	HIGH YARDS
2005	11	183	879	4.8	79.9	5	66-VU	223-VU
2006	11	91	322	3.5	29.3	5	24-ALA	69-CAL
2007	14	245	1,193	4.9	85.2	12	59-ARK	139-MSU
2008	9	99	458	4.6	50.9	1	41-UCLA	100-UAB
Totals	45	618	2,852	4.6	63.4	23	66-VU	223-VU

CAREER RECEIVING STATISTICS

YEAR	G	REC	YARDS	AVG REC	AVG GAME	TD	LONG	HIGH YARDS
2005	11	14	148	10.6	13.5	0	39-UK	45-VU
2006	11	11	88	8.0	8.0	0	15-ALA	42-ALA
2007	14	39	340	8.7	24.3	2	65-UK	98-UK
2008	9	18	149	8.3	16.6	0	26-USC	33-USC
Totals	45	82	725	8.8	16.1	2	65-UK	98-UK

Foster has seven career kickoff returns for 174 net yards (his career-long was a 68-yard return vs. California in 2007).

43 SAVION FRAZIER

CAREER DEFENSIVE STATISTICS

YEAR	G	UT	AT	TT	SACKS/ YDS	TFL/ YDS	FF	FR	PD	INT/ YDS	HIGH TKLE
2007	11	9	6	15	0/0	0/0	0	0	0	0/0	4-MSU
2008	10	6	8	14	0/0	0.5/1	0	0	0	0/0	4-UA
Totals	21	15	14	29	0/0	0.5/1	0	0	0	0/0	4-2x

37 ANTONIO GAINES

CAREER DEFENSIVE STATISTICS

YEAR	G	UT	AT	TT	SACKS/ YDS	TFL/ YDS	FF	FR	PD	INT/ YDS	HIGH TKLE
2004	6	2	0	2	0/0	0/0	0	0	0	0/0	1-2x
2005	6	1	0	1	0/0	0/0	0	0	0	0/0	1-ALA
2006	12	4	3	7	0/0	0/0	0	0	1	0/0	3-ALA
2007	2	4	3	7	0/0	0/0	0	0	0	0/0	6-CAL
2008	6	3	0	3	0/0	0/0	0	0	0	0/0	2-UCLA
Totals	32	14	6	20	0/0	0/0	0	0	1	0/0	6-CAL

87 QUINTIN HANCOCK

CAREER RECEIVING STATISTICS

YEAR	G	REC	YARDS	AVG REC	AVG GAME	TD	LONG	HIGH YARDS
2006	5	2	29	14.5	5.8	0	27-MEM	27-MEM
2007	14	16	165	10.3	11.8	3	40-UK	55-UK
2008	10	0	0	--	0.0	0	--	--
Totals	29	18	194	10.8	6.7	3	40-UK	55-UK

Hancock has one career rush for six yards (vs. Georgia 2007).

2 MONTARIO HARDESTY

CAREER RUSHING STATISTICS

YEAR	G	ATT	NET YARDS	AVG ATT.	AVG GAME	TD	LONG	HIGH YARDS
2005	2	6	18	3.0	9.0	0	11-MISS	14-MISS
2006	13	107	384	3.6	29.5	4	43-CAL	72-AF
2007	11	89	373	4.2	33.9	3	26-WIS	78-MSU
2008	9	61	211	3.5	23.4	5	20-UCLA	66-UCLA
Totals	35	263	986	3.7	28.2	12	43-CAL	78-MSU

CAREER RECEIVING STATISTICS

YEAR	G	REC	YARDS	AVG REC	AVG GAME	TD	LONG	HIGH YARDS
2005	2	0	0	--	0.0	0	--	--
2006	13	6	54	9.0	4.2	0	22-SC	22-SC
2007	11	3	25	8.3	2.3	0	21-WIS	21-WIS
2008	9	4	24	6.0	2.7	0	12-MSU	12-MSU
Totals	35	13	103	7.9	2.9	0	22-SC	22-SC

31 MARSALOUS JOHNSON

CAREER DEFENSIVE STATISTICS

YEAR	G	UT	AT	TT	SACKS/ YDS	TFL/ YDS	FF	FR	PD	INT/ YDS	HIGH TKLE
2006	8	2	0	2	0/0	0/0	0	0	0	0/0	1-2x
2007	7	14	11	25	0/0	0/0	0	0	5	1/28	8-ALA
2008	10	8	3	11	0/0	0/0	0	0	3	0/0	5-WYO
Totals	25	24	14	38	0/0	0/0	0	0	8	1/28	8-ALA

Johnson has five career kickoff returns for 83 yards (long of 21 yards at So. Carolina in 2006).

4 GERALD JONES

CAREER RUSHING STATISTICS

YEAR	G	ATT	NET YARDS	AVG ATT.	AVG GAME	TD	LONG	HIGH YARDS
2007	9	8	58	7.2	6.4	2	20-LSU	39-LSU
2008	9	12	48	4.0	5.3	0	23-AU	25-AU
Totals	18	20	106	5.3	5.9	2	23-AU	39-LSU

CAREER RECEIVING STATISTICS

YEAR	G	REC	YARDS	AVG REC	AVG GAME	TD	LONG	HIGH YARDS
2007	9	11	111	10.1	12.3	1	20-SC	34-WIS
2008	9	26	301	11.6	33.4	4	43-NIU	68-UGA
Totals	18	37	412	11.1	22.9	5	43-NIU	68-UGA

CAREER PUNT RETURN STATISTICS

YEAR	G	NO	YARDS	AVG RET	AVG GAME	TD	LONG	HIGH YARDS
2007	9	0	0	--	0.0	--	--	--
2008	9	13	134	10.3	14.9	0	40-AU	68-AU
Totals	18	13	134	10.3	7.4	0	40-AU	68-AU

CAREER KICKOFF RETURN STATISTICS

YEAR	G	NO	YARDS	AVG RET	AVG GAME	TD	LONG	HIGH YARDS
2007	9	0	0	--	0.0	--	--	--
2008	9	2	76	38.0	12.7	0	43-UCLA	76-UCLA
Totals	18	2	76	38.0	4.2	0	43-UCLA	76-UCLA

Jones has two career pass attempts (at Aub and vs. NIU in 2008)

26 DANIEL LINCOLN

CAREER KICKING STATISTICS

YEAR	G	FG	FGA	PCT	PAT	PTS	0-29	30-39	40-49	50+	LONG
2007	14	21	29	72.4	52-53	115	9-11	5-6	7-10	0-2	48-SC
2008	8	8	15	53.3	16-16	40	1-1	5-8	2-3	0-3	47-2x
Totals	22	29	44	65.9	68-69	155	10-12	10-14	9-13	0-5	48-SC

99 BEN MARTIN

CAREER DEFENSIVE STATISTICS

YEAR	G	UT	AT	TT	SACKS/ YDS	TFL/ YDS	FF	FR	PBU	INT/ YDS	HIGH TKLE
2007	8	2	5	7	0/0	0/0	0	0	0	0/0	2-3x
2008	10	13	4	17	1/3	2/9	1	0	0	0/0	3-2x
Totals	18	15	9	24	1/3	2/9	1	0	0	0/0	3-2x

46 ANDRE MATHIS

CAREER DEFENSIVE STATISTICS

YEAR	G	UT	AT	TT	SACKS/ YDS	TFL/ YDS	FF	FR	PD	INT/ YDS	HIGH TKLE
2006	8	2	0	2	0/0	0/0	0	0	0	0/0	1-2x
2007	4	0	0	0	0/0	0/0	0	0	0	0/0	--
2008	5	3	4	7	0/0	0/0	0	0	0	0/0	4-MSU
Totals	17	5	4	9	0/0	0/0	0	0	0	0/0	4-MSU

Mathis has one career kickoff return for 15 yards against California in 2007.

5 RICO McCOY

CAREER DEFENSIVE STATISTICS

YEAR	G	UT	AT	TT	SACKS/ YDS	TFL/ YDS	FF	FR	PD	INT/ YDS	HIGH TKLE
2006	13	29	9	38	0/0	3/5	1	0	1	0/0	9-UK
2007	13	48	58	106	1/1	4.5/15	1	0	5	1/0	14-SC
2008	10	30	38	68	1/1	2.5/6	0	0	2	0/0	13-UA
Totals	36	107	105	212	2/2	10/26	2	0	8	1/0	14-SC

20 NEVIN McKENZIE

CAREER DEFENSIVE STATISTICS

YEAR	G	UT	AT	TT	SACKS/ YDS	TFL/ YDS	FF	FR	PD	INT/ YDS	HIGH TKLE
2007	14	20	15	35	2.5/19	2.5/19	2	0	0	0/0	6-UK
2008	10	23	20	43	3/13	7/24	0	0	6	1/61	9-NIU
Totals	24	43	35	78	5.5/32	8.5/40	2	0	6	1/61	9-NIU

McKenzie has one career kickoff return for 6 yards against Alabama in 2007.

McKenzie has one career punt return for 16 yards vs. La.-Lafayette in 2007.

McKenzie has one career punt block vs. La.-Lafayette in 2007.

CAREER STATS (MOORE-STOCKER)

6 DENARIUS MOORE

CAREER RECEIVING STATISTICS

YEAR	G	REC	YARDS	AVG REC	AVG GAME	TD	LONG	HIGH YARDS
2007	14	14	212	15.1	15.1	0	40-WIS	86-WIS
2008	10	9	206	22.9	20.6	1	60-UGA	65-NIU
Totals	24	23	418	18.2	17.4	1	60-UGA	86-WIS

CAREER KICKOFF RETURN STATISTICS

YEAR	G	NO	YARDS	AVG RET	AVG GAME	TD	LONG	HIGH YARDS
2007	14	4	87	21.8	6.2	0	31-CAL	56-SM
2008	10	1	27	27.0	2.7	0	27-UAB	27-UAB
Totals	24	5	114	22.8	4.8	0	31-CAL	56-SM

7 DEMETRICE MORLEY

CAREER DEFENSIVE STATISTICS

YEAR	G	UT	AT	TT	SACKS/ YDS	TFL/ YDS	FF	FR	PD	INT/ YDS	HIGH TKLE
2005	11	15	0	15	0/0	1/2	0	0	2	1/0	5-UGA
2006	13	44	7	51	1/6	7/25	0	1	6	2/41	9-MAR
2008	9	21	19	40	0/0	1/1	0	0	3	2/32	9-UA
Totals	33	80	26	106	1/6	9/28	0	1	11	5/73	9-2x

Morley has five career kickoff returns for 85 yards (his career-long was a 30-yard return at Notre Dame in 2005).

48 ADAM MYERS-WHITE

CAREER DEFENSIVE STATISTICS

YEAR	G	UT	AT	TT	SACKS/ YDS	TFL/ YDS	FF	FR	PD	INT/ YDS	HIGH TKLE
2005	7	0	0	0	0/0	0/0	0	0	0	0/0	--
2006	13	5	4	9	0/0	0/0	0	0	0	0/0	3-MEM
2007	13	7	8	15	0/0	1/3	0	0	0	0/0	4-2x
2008	10	19	5	24	0/0	3/14	0	0	1	0/0	5-2x
Totals	43	31	17	48	0/0	4/17	0	0	1	0/0	5-2x

97 CHASE NELSON

CAREER DEFENSIVE STATISTICS

YEAR	G	UT	AT	TT	SACKS/ YDS	TFL/ YDS	FF	FR	PD	INT/ YDS	HIGH TKLE
2006	3	1	0	1	0/0	0/0	0	0	0	0/0	1-VU
2007	4	3	0	3	0/0	0/0	0	0	0	0/0	2-SM
Totals	7	4	0	4	0/0	0/0	0	0	0	0/0	2-SM

28 TAUREN POOLE

CAREER RUSHING STATISTICS

YEAR	G	ATT	NET YARDS	AVG ATT.	AVG GAME	TD	LONG	HIGH YARDS
2008	10	22	86	3.9	8.6	0	19-UAB	44-WYO

CAREER RECEIVING STATISTICS

YEAR	G	REC	YARDS	AVG REC	AVG GAME	TD	LONG	HIGH YARDS
2008	10	1	-1	-1.0	-0.1	0	-1-WYO	-1-WYO

56 NICK REVEIZ

CAREER DEFENSIVE STATISTICS

YEAR	G	UT	AT	TT	SACKS/ YDS	TFL/ YDS	FF	FR	PD	INT/ YDS	HIGH TKLE
2007	14	10	5	15	0/0	0/0	0	1	0	0/0	2-4x
2008	10	7	8	15	0/0	0/0	0	0	0	0/0	4-NIU
Totals	24	17	13	30	0/0	0/0	0	1	0	0/0	4-NIU

Reveiz has one career kickoff return for 20 yards vs. Arkansas State in 2007.

41 DENNIS ROGAN

CAREER DEFENSIVE STATISTICS

YEAR	G	UT	AT	TT	SACKS/ YDS	TFL/ YDS	FF	FR	PD	INT/ YDS	HIGH TKLE
2007	13	14	5	19	0/0	1/2	0	0	1	0/0	6-ULL
2008	10	28	16	44	0/0	1/19	0	2	6	1/38	9-UGA
Totals	23	42	21	63	0/0	2/21	0	2	7	1/38	9-UGA

CAREER PUNT RETURN STATISTICS

YEAR	G	NO	YARDS	AVG RET	AVG GAME	TD	LONG	HIGH YARDS
2007	13	17	165	9.7	12.7	0	45-VAN	72-VAN
2008	10	12	62	5.2	6.2	0	10-UCLA	31-USC
Totals	23	29	227	7.8	9.9	0	45-VAN	72-VAN

CAREER KICKOFF RETURN STATISTICS

YEAR	G	NO	YARDS	AVG RET	AVG GAME	TD	LONG	HIGH YARDS
2007	13	13	383	29.5	29.5	0	78-ARK	78-ARK
2008	10	25	619	24.8	61.9	0	43-UF	165-UF
Totals	23	38	1,002	26.4	43.6	0	78-ARK	165-UF

21 AUSTIN ROGERS

CAREER RECEIVING STATISTICS

YEAR	G	REC	YARDS	AVG REC	AVG GAME	TD	LONG	HIGH YARDS
2005	9	1	18	18.0	2.0	0	18-MISS	18-MISS
2006	3	5	69	13.8	23.0	0	28-AF	69-AF
2007	14	56	624	11.1	44.6	4	32-UF	112-SM
2008	10	13	173	13.3	17.3	0	49-USC	72-USC
Totals	36	75	884	11.8	24.6	4	49-USC	112-SM

CAREER PUNT RETURN STATISTICS

YEAR	G	NO	YARDS	AVG RET	AVG GAME	TD	LONG	HIGH YARDS
2005	9	1	-3	-3.0	-0.3	0	--	--
2006	3	2	13	6.5	4.3	0	7-CAL	13-CAL
2007	14	1	6	6.0	0.4	0	6-CAL	6-CAL
2008	10	0	0	--	0.0	0	--	--
Totals	36	4	16	4.0	0.4	0	7-CAL	13-CAL

Rogers has two career rushes for 26 yards (his career-long was a 26-yard rush at Kentucky in 2005).

Rogers has one career kickoff return for 12 yards (vs. Florida in 2006).

Rogers has one career two-point conversion (caught pass from Erik Ainge for game-winning 2-point conversion at Kentucky in 2007).

17 NICK STEPHENS

CAREER PASSING STATISTICS

YEAR	G	ATT- COMP	INT/ TD	PCT	PASS YDS	AVG. GAME	QB RATE	TOT OFF	AVG. GAME	HI PASS YARDS
2008	7	130-63	3/4	48.5	840	120.0	108.28	790	112.9	208-UGA

CAREER RUSHING STATISTICS

YEAR	G	ATT	NET YARDS	AVG ATT.	AVG GAME	TD	LONG	HIGH YARDS
2008	7	23	-50	-2.2	-7.1	0	18-MSU	17-MSU

88 LUKE STOCKER

CAREER RECEIVING STATISTICS

YEAR	G	REC	YARDS	AVG REC	AVG GAME	TD	LONG	HIGH YARDS
2007	14	4	11	2.8	0.8	1	6-ULL	6-ULL
2008	10	13	139	10.7	13.9	0	26-UA	30-UA
Totals	24	17	150	8.8	6.3	1	26-UA	30-UA

CAREER STATS TAYLOR-WILSON)

12 LUCAS TAYLOR

CAREER RECEIVING STATISTICS

YEAR	G	REC	YARDS	AVG REC	AVG GAME	TD	LONG	HIGH YARDS
2005	9	0	0	--	0.0	0	--	--
2006	13	14	101	7.2	7.8	0	45-AF	45-AF
2007	13	73	1,000	13.7	76.9	5	51-MSU	186-MSU
2008	10	26	332	12.8	33.2	1	48-UAB	132-UAB
Totals	45	113	1,433	12.7	31.8	6	51-MSU	186-MSU

CAREER PUNT RETURN STATISTICS

YEAR	G	NO	YARDS	AVG RET	AVG GAME	TD	LONG	HIGH YARDS
2005	9	13	80	6.2	8.9	0	20-2x	31-ALA
2006	13	0	0	--	0.0	0	--	--
2007	13	0	0	--	0.0	0	--	--
2008	10	0	0	--	0.0	0	--	--
Totals	45	13	80	6.2	1.8	0	20-2x	31-ALA

CAREER KICK RETURN STATISTICS

YEAR	G	NO	YARDS	AVG RET	AVG GAME	TD	LONG	HIGH YARDS
2005	9	19	428	22.5	47.6	0	47-VU	77-VU
2006	13	7	118	16.9	9.1	0	25-MEM	36-UF
2007	13	0	0	--	0.0	0	--	--
2008	10	0	0	--	0.0	0	--	--
Totals	45	26	546	21.0	12.1	0	47-VU	77-VU

Taylor has seven career rushes for 20 yards (his career-long was an 18-yard rush vs. South Carolina in 2005).

Taylor has two career pass completions for 104 yards (48-yard TD to LaMarcus Coker vs. Florida in 2006 and 56-yard TD to LaMarcus Coker vs. Georgia in 2007).

52 VICTOR THOMAS

CAREER DEFENSIVE STATISTICS

YEAR	G	UT	AT	TT	SACKS/ YDS	TFL/ YDS	FF	FR	PD	INT/ YDS	HIGH TKLE
2007	2	0	1	1	0.5/3	0.5/3	0	0	0	0/0	1-Ull
2008	6	0	0	0	0/0	0/0	0	0	0	0/0	--
Totals	8	0	1	1	0.5/3	0.5/3	0	0	0	0/0	1-Ull

42 LaMARCUS THOMPSON

CAREER DEFENSIVE STATISTICS

YEAR	G	UT	AT	TT	SACKS/ YDS	TFL/ YDS	FF	FR	PD	INT/ YDS	HIGH TKLE
2007	14	5	5	10	0/0	0/0	0	0	0	0/0	2-3x
2008	10	5	3	8	0/0	0/0	1	0	0	0/0	3-MSU
Totals	24	10	8	18	0/0	0/0	1	0	0	0/0	3-MSU

13 BRENT VINSON

CAREER DEFENSIVE STATISTICS

YEAR	G	UT	AT	TT	SACKS/ YDS	TFL/ YDS	FF	FR	PD	INT/ YDS	HIGH TKLE
2007	14	29	8	37	0/0	0/0	0	0	8	1/0	7-ALA
2008	7	5	6	11	0/0	1/4	0	0	1	0/0	5-UGA
Totals	21	34	14	48	0/0	1/4	0	0	9	1/0	7-ALA

Vinson has one career rush for -9 yards at Florida in 2007.

1 BRANDON WARREN

CAREER RECEIVING STATISTICS

YEAR	G	REC	YARDS	AVG REC	AVG GAME	TD	LONG	HIGH YARDS
*2006	12	28	301	10.8	25.1	1	29	56-TROY
2008	10	9	79	8.8	7.9	0	42-UAB	48-UAB
Totals	22	37	380	10.3	17.3	1	42-UAB	56-TROY

* as a Freshman All-America at Florida State (did not play football in 2007)

Warren has two career kickoff return for 34 yards (career-long 18-yard return vs. Florida in 2008)

84 CHRIS WALKER

CAREER DEFENSIVE STATISTICS

YEAR	G	UT	AT	TT	SACKS/ YDS	TFL/ YDS	FF	FR	PD	INT/ YDS	HIGH TKLE
2007	14	2	1	3	0/0	0/0	0	0	0	0/0	3-Ull
2008	9	9	1	10	2/10	3/13	1	0	0	0/0	3-2x
Totals	23	11	2	13	2/10	3/13	1	0	0	0/0	3-3x

55 DAN WILLIAMS

CAREER DEFENSIVE STATISTICS

YEAR	G	UT	AT	TT	SACKS/ YDS	TFL/ YDS	FF	FR	PD	INT/ YDS	HIGH TKLE
2006	6	1	1	2	1/1	1/1	0	0	0	0/0	1-2x
2007	14	19	21	40	2/18	6.5/31	0	0	0	0/0	6-2x
2008	10	18	22	40	0.5/0	6.5/11	0	0	1	0/0	8-AU
Totals	30	38	44	82	3.5/19	14/43	0	0	1	0/0	8-AU

Williams has one career blocked field goal (blocked possible game-winning field goal in overtime at Kentucky in 2007).

57 GERALD WILLIAMS

CAREER DEFENSIVE STATISTICS

YEAR	G	UT	AT	TT	SACKS/ YDS	TFL/ YDS	FF	FR	PD	INT/ YDS	HIGH TKLE
2008	8	7	4	11	0/0	0.5/2	0	0	1	0/0	5-USC

24 DeANGELO WILLINGHAM

CAREER DEFENSIVE STATISTICS

YEAR	G	UT	AT	TT	SACKS/ YDS	TFL/ YDS	FF	FR	PD	INT/ YDS	HIGH TKLE
2007	14	25	13	38	0/0	1/2	2	2	3	0/0	10-SC
2008	10	19	17	36	0/0	1/1	0	0	6	3/2	6-AU
Totals	24	44	30	74	0/0	2/3	2	2	9	3/2	10-SC

35 ELLIX WILSON

CAREER DEFENSIVE STATISTICS

YEAR	G	UT	AT	TT	SACKS/ YDS	TFL/ YDS	FF	FR	PD	INT/ YDS	HIGH TKLE
2004	12	6	1	7	0/0	0/0	0	0	0	0/0	3-UK
2006	13	9	4	13	0/0	0/0	0	0	0	0/0	5-LSU
2007	14	22	8	30	3/19	5/26	0	0	1	0/0	6-2x
2008	9	43	32	75	1/9	4.5/16	0	0	3	1/3	16-UGA
Totals	48	80	45	125	4/28	9.5/42	0	0	4	1/3	16-UGA

Wilson has one career blocked kick (a blocked punt vs. Georgia in 2007).

THE LAST TIME TENNESSEE ...

INDIVIDUAL

Rushed for more than 100 yards

118, Arian Foster at Kentucky, 11/24/07

Rushed for more than 200 yards

223, Arian Foster vs. Vanderbilt, 11/19/05

Rushed for more than 250 yards

294, Chuck Webb vs. Mississippi, 11/18/89

Passed for 200 yards

208, Nick Stephens at Georgia, 10/11/08

Passed for 300 yards

365, Erik Ainge vs. Wisconsin (Outback Bowl), 1/1/08

Passed for 400 yards

408, Peyton Manning vs. Northwestern (Citrus Bowl), 1/1/97

Passed for 500 yards

523, Peyton Manning at Kentucky, 11/22/97

Had 100 yards receiving

Lucas Taylor (132) vs. UAB, 9/13/08

Had 150 yards receiving

Lucas Taylor (186) at Mississippi State, 10/13/07

Had 200 yards receiving

256, Kelley Washington vs. LSU, 9/29/01

Returned a kickoff for a touchdown

Bret Smith (44 yards; onside kick) at South Carolina, 10/30/04

Returned a punt for a touchdown

Mark Jones (53 yards) vs. Vanderbilt, 11/22/03

Returned a blocked punt for a touchdown

Antonio Wardlow (20 yards) vs. Louisiana-Lafayette, 11/3/07

Returned a blocked field goal for a touchdown

Tyrone Hines (90 yards) vs. South Carolina, 10/28/95

Returned a pass interception for a touchdown

Demetrice Morley (32 yards) vs. Mississippi State, 10/18/08

Returned a fumble for a touchdown

Parys Haralson (18 yards) vs. Alabama, 10/23/04

Returned an extra point for a score

Floyd Miley (97 yards) vs. Mississippi, 11/17/90 (blocked kick return)

Returned a kickoff 100 yards

Leonard Scott vs. Georgia, 10/9/98

Returned a punt for at least 75 yards

Terry Fair vs. Arkansas, 11/16/96 (86 yards)

Rushed for three touchdowns

3, Arian Foster vs. Georgia, 10/6/07

Threw three touchdown passes

7, Erik Ainge at Kentucky, 11/24/07

Caught three touchdown passes

3, Chris Hannon vs. Mississippi State, 11/15/03

Made three field goals

4, Daniel Lincoln at Mississippi State, 10/13/07

Had an 80-yard run

87, LaMarcus Coker at Vanderbilt, 11/18/06

Had an 80-yard pass completion

84, Erik Ainge to Robert Meachem at Memphis, 9/30/06

Had 20 tackles

21, Tom Fisher at Auburn, 9/26/64 (Birmingham, Ala.)

Recorded three sacks

3, Jerod Mayo vs. California, 9/2/06

Forced two fumbles

2, DeAngelo Willingham vs. South Carolina, 10/27/07

Intercepted two passes

2, Eric Berry vs. Arkansas, 11/10/07

Intercepted three passes

3, Deon Grant vs. Auburn 10/2/1999

Made a 50-yard field goal

51, James Wilhoit vs. Florida, 9/16/06

TEAM

Shut out an opponent

48-0 vs. Vanderbilt, 11/22/03

Shut out consecutive opponents

at Vanderbilt and vs. Kentucky, 11/23-30/02 (both scores were 24-0)

Rushed for more than 300 yards

347, vs. Louisiana Tech, 9/25/04 (51 carries)

Rushed for more than 400 yards

406, vs. Vanderbilt, 11/26/94 (60 carries)

Passed for more than 300 yards

365, vs. Wisconsin (Outback Bowl), 1/1/08 (25-of-43)

Had more than 600 yards total offense

606, vs. Kentucky, 11/27/04 (204 rush, 402 pass)

Scored 50 points

52, at Kentucky, 11/24/07 (Score: 52-50 in 4OT)

Scored 60 points

63, vs. Arkansas, 11/11/00 (Score: 63-20)

Scored 70 points

70, vs. Louisiana-Monroe, 9/23/00 (Score: 70-3)

Failed to rush for more than 100 yards

34, at South Carolina, 11/1/08 (28 carries)

Failed to pass for more than 100 yards

67, at Auburn, 9/27/08 (8-for-24)

Held opponent to fewer than 100 yards rushing

69, vs. Mississippi State 10/18/08 (30 carries)

Held an opponent to fewer than 100 yards passing

96, vs. Florida, 9/20/08

Held opponent without a touchdown

vs. Mississippi State, 10/18/08 (Score: Tennessee 34-3)

Failed to get a first down

vs. Auburn, 9/27/58 (Score: Auburn 13-0)

Scored a safety

vs. Southern Miss, 9/8/07 (Stephen Reaves kicked ball through end zone)

Committed no turnovers

vs. Alabama, 10/25/08

Committed no penalties

vs. LSU (SEC Championship Game), 12/1/07

Never had to punt

vs. Air Force, 9/9/06 (seven offensive possessions in 31-30 win)

Blocked a punt

vs. Alabama, 10/25/08 (Montario Hardesty)

Blocked a field goal

at Kentucky (second overtime), 11/24/07 (Dan Williams)

Faked a punt

at Florida, 9/17/05 (Britton Colquitt pass incomplete to Inquoris Johnson)

Faked a punt successfully for a first down

at Mississippi, 10/16/04 (Dustin Colquitt 19-yard pass to Chris Hannon)

Faked a field goal

vs. Arkansas, 11/11/00 (Seth Reagan ran 2 yards for touchdown)

Attempted a 2-point conversion

at South Carolina, 11/1/08 (Nick Stephens rush failed)

Successfully attempted a 2-point conversion

at Kentucky, 11/24/07 (Erik Ainge pass to Austin Rogers in 4OT; score: 52-44)

Two players rushed for 100 yards

Lennon Creer (109) and Arian Foster (100) vs. Louisiana-Lafayette, 11/3/07

Three players rushed for 100 yards

James Stewart (145), Aaron Hayden (115), Mose Phillips (107) vs. Vanderbilt, 11/30/91

Two players with 100 yards passing

Erik Ainge (149) and Rick Clausen (120) vs. Notre Dame, 11/6/04

Two players had more than 100 yards receiving

Lucas Taylor (118) and Austin Rogers (112) vs. Southern Miss, 9/8/07

Played an overtime game

at UCLA, 9/1/08 (Score: UCLA 27-24 in one overtime)

Lost an overtime game

at UCLA, 9/1/08 (Score: UCLA 27-24 in one overtime)

Beat a ranked opponent

vs. No. 18 Wisconsin (Outback Bowl), 1/1/08 (No. 16 UT 21, UW 17)

Beat a team ranked in the top 15

vs. No. 15 South Carolina, 10/27/07 (UT 27, SC 24)

Beat a team ranked in the top five

at No. 4 LSU, 9/26/05 (UT 30, LSU 27)

THE LAST TIME A TENNESSEE OPPONENT ...

INDIVIDUAL

Rushed for more than 100 yards

101, Knowshon Moreno, Georgia, 10/11/08 (27 carries)

Rushed for more than 200 yards

206, Ahman Green, Nebraska (Orange Bowl), 1/2/98

Rushed for more than 250 yards

Never

Passed for 200 yards

310, Matthew Stafford, Georgia, 10/11/08

Passed for 300 yards

310, Matthew Stafford, Georgia, 10/11/08

Passed for 400 yards

430, Andre` Woodson, Kentucky, 11/24/07

Passed for 500 yards

Never

Had 100 yards receiving

103, Julio Jones, Alabama, 10/25/08

Had 150 yards receiving

151, Kenny McKinley, South Carolina, 10/27/07

Had 200 yards receiving

222, Clarence Seavillan, Vanderbilt, 11/28/92

Returned a kickoff for a touchdown

Thomas Brown (99 yards), Georgia, 10/7/06

Returned a blocked punt for a touchdown

Sean Westgate (17 yards), UCLA, 9/1/08

Returned a punt for a touchdown

Brandon James (78 yards), Florida, 9/20/08

Returned a pass interception for a touchdown

Stoney Woodson (68 yards), South Carolina, 11/1/08

Returned a fumble for a touchdown

Jake Ricks (0 yards; in end zone), at Auburn, 9/27/08

Returned an extra point for a score

Quinton Reese, Auburn (SEC Championship), 12/6/97

Returned a kickoff 100 yards

Nathan Jones (100 yards), Rutgers, 9/28/02

Returned a punt at least 75 yards

Brandon James (78 yards, TD), Florida, 9/20/08

Rushed for three touchdowns

Scott Frost (runs of 1, 11 and 19 yards), Nebraska (Orange Bowl), 1/2/98

Threw three touchdown passes

6, Andre` Woodson, Kentucky, 11/24/07

Caught three touchdown passes

3, Josh Reed, LSU, 9/30/00 (OT)

Made three field goals

3, Leigh Tiffin, Alabama, 10/25/08

Had an 80-yard pass completion

81, Chris Leak to Chad Jackson, Florida, 9/18/04

Recorded three sacks

5, Alex Brown, Florida, 9/18/99

Intercepted two passes

2, Kareem Jackson, Alabama, 10/20/07

Made a 50-yard field goal

51, Britt Barefoot, Southern Miss, 9/8/07

TEAM

Shut out Tennessee

31-0, Florida, 9/17/94

Shut out Tennessee consecutively

Kentucky and Vanderbilt, 11/19-26/59 (Scores: 20-0, 14-0)

Rushed for more than 300 yards

321 Nebraska (Fiesta Bowl), 1/2/00

Rushed for more than 400 yards

409, Nebraska (Orange Bowl), 1/2/98

Passed for more than 400 yards

430, Kentucky, 11/24/07 (39-of-62)

Had more than 600 yards total offense

634, Kentucky, 11/22/97

Scored 50 points

50, Kentucky, 11/24/07 (Score: 52-50 in 4OT)

Scored 60 points

62, Florida, 11/16/95 (Score: 62-37)

Scored 70 points

70, Trinity (present-day Duke), 11/4/1893 (Score: Trinity 70-0)

Failed to rush for more than 100 yards

69, Mississippi State, 10/18/08 (30 carries)

Failed to pass for more than 100 yards

96, Florida, 9/20/08 (8-for-15)

Held Tennessee to fewer than 100 yards rushing

34, South Carolina, 11/1/08 (28 carries)

Held Tennessee to fewer than 100 yards passing

67, Auburn, 9/27/08 (8-for-24)

Held Tennessee without a touchdown

Alabama, 10/22/05 (Score: Alabama 6-3)

Scored a safety

Kentucky, 11/26/05 (Erik Ainge called for intentional grounding in end zone)

Returned a punt and a kickoff for a touchdown in the same game

Georgia, 10/7/06 (Punt: 86 yards, Mikey Henderson; Kickoff: 99 yards, Thomas Brown)

Blocked a punt

Northern Illinois, 10/4/08 (Patrick George)

Returned a blocked punt for a touchdown

UCLA, 9/1/08 (17 yards by Sean Westgate)

Blocked a field goal

Wisconsin (Outback Bowl), 1/1/08 (Elijah Hodge)

Blocked two field goals

Colorado, 8/26/90

Faked a punt

LSU (SEC Championship Game), 12/1/07 (Patrick Fisher nine yard pass to Quinn Johnson)

Faked a punt successfully for a first down

LSU (SEC Championship Game), 12/1/07 (Patrick Fisher nine yard pass to Quinn Johnson)

Attempted a 2-point conversion

Alabama, 10/25/08 (John Parker Wilson pass incomplete)

Successfully attempted a 2-point conversion

LSU (SEC Championship Game), 12/1/07 (Ryan Perrilloux rush; score: 21-14)

Two players rushed for 100 yards

James Rouse (134) and Barry Foster (103), Arkansas (Cotton Bowl), 1/1/90

Three players rushed for 100 yards

Paul Hofer (119), James Reed (115), Michael Sweet (103), Mississippi, 11/15/75

Two players had more than 100 yards passing

Jesse Palmer (210) and Doug Johnson (199), Florida, 9/19/98

Two players had more than 100 yards receiving

Rafael Little (108) and Jacob Tamme (104), Kentucky, 11/24/07

Played an overtime game

UCLA, 9/1/08 (Score: UCLA 27-24 in one overtime)

Won an overtime game

UCLA, 9/1/08 (Score: UCLA 27-24 in one overtime)

Beat a ranked Tennessee team

UCLA, 9/1/08 (UCLA 27, No. 18 UT 24 OT)

Beat a Tennessee team ranked in the top 15

LSU (SEC Championship Game), 12/1/07 (No. 5 LSU 21, No. 14 UT 14)

Beat a Tennessee team ranked in the top five

Florida, 9/17/05 (No. 6 UF 16, No. 4 UT 7)