



VS.



Saturday, Nov. 15 • 8 p.m. EST • ESPN2

Lexington, Ky. • Commonwealth Stadium at C.M. Newton Field (67,606)

UK Media Relations • (859) 257-3838 • (859) 323-4310 (fax) • www.UKathletics.com

Football Contacts: Tony Neely (tneely@uky.edu), Susan Lax (slax00@uky.edu)

**KENTUCKY**  
(6-4, 2-4 SEC)

8/31	at Louisville (ESPN)	W, 27-2
9/6	Norfolk State (PPV, BBSN)	W, 38-3
9/13	Middle Tennessee (PPV, BBSN)	W, 20-14
9/27	Western Kentucky (BBSN)	W, 41-3
10/4	at #2 Alabama (CBS)	L, 17-14
10/11	South Carolina (Raycom)	L, 24-17
10/18	Arkansas (ESPNU) - Homecom.	W, 21-20
10/25	at #5/7 Florida (Raycom)	L, 63-5
11/1	at Miss. State (Pay Per View)	W, 14-13
11/8	#14 Georgia (Raycom)	L, 42-38
11/15	Vanderbilt (ESPN2)	8 p.m.
11/29	at Tennessee	TBA

Note: all times Eastern and subject to change

**VANDERBILT**  
(5-4, 3-3 SEC)

8/30	at Miami (Ohio)	W, 34-13
9/04	South Carolina	W, 24-17
9/13	Rice	W, 38-21
9/20	at Ole Miss	W, 23-17
10/4	Auburn	W, 14-13
10/11	at Mississippi State	L, 17-14
10/18	at Georgia	L, 24-14
10/25	Duke	L, 10-7
11/08	Florida	L, 42-14
11/08	at Kentucky	8 p.m.
11/22	Tennessee	TBA
11/29	at Wake Forest	TBA

Note: all times Eastern and subject to change

**ABOUT THE GAME****TELEVISION • ESPN2**Play-by-Play Mark Jones  
Analyst Bob Davie**RADIO • BIG BLUE SPORTS NETWORK**Play-by-Play Tom Leach  
Analyst Jeff Picoro  
Sideline Dick Gabriel**SATELLITE RADIO • XM**

Channel TBA

**INTERNET • www.UKathletics.com**

Live Audio - free Live Stats - free

**TICKETS**

Tickets are available at a cost of \$40 each:

- Monday through Friday from 9 a.m. to 4 p.m. at the Joe Craft Center ticket office
- On the internet at ukathletics.com
- On the phone at 1-800-928-CATS

**TWENTY WILDCATS WILL BE HONORED ON SENIOR DAY AGAINST VANDERBILT**

Kentucky battles Vanderbilt on Senior Day in the Wildcats' final game in Commonwealth Stadium of the 2008 season. The Wildcats look to continue their winning streak over Vanderbilt, having won four straight in the series, including a 27-20 victory in Nashville last season. Kickoff is scheduled for 8 p.m. ET and will be a live national telecast on ESPN2.

The Wildcats are coming off a heartbreaking loss to No. 14 Georgia at home last weekend. In a game that had six lead changes in the second half, Georgia got the final touchdown with 1:54 remaining and held on for the 42-38 win.

On offense, UK true freshman Randall Cobb rushed 18 times for 82 yards and three touchdowns, all career highs. He also completed 12-of-20 passes for a career-best 105 yards. Cobb doubled his rushing touchdown total to six on the year, becoming the first UK player to rush for three TDs in a game since Rafael Little did it against Vanderbilt in 2005. Senior tailback Tony Dixon rushed for two scores and 61 yards on 18 carries. Defensively, UK junior linebacker Micah Johnson led the team in tackles for the sixth time this season, making eight stops against the Bulldogs.

**GAME CENTER**

KENTUCKY WILDCATS		VANDERBILT COMMODORES	
Record:	6-4, 2-4 SEC	Record:	5-4, 3-3 SEC
Ranking:	Not ranked	Ranking:	Not ranked
Last game:	L, # 14 Georgia, 42-38 (H)	Last game:	L, # 4/5 Florida, 42-14 (H)
Coach:	Rich Brooks (Oregon St., 1963)	Coach:	Bobby Johnson (Clemson, 1973)
Record:	122-148-4 (24th season)	Record:	85-90 (15th season)
at UK:	31-39 (Sixth season)	at VU:	25-54 (Seventh season)
vs. VU:	4-1	vs. UK:	1-5

**QUICK NOTES**

- Twenty Wildcats will be honored on Senior Day.
- UK has won 11 of the last 17 games that have been decided by 10 points or less dating back to 2006, including three victories this season.
- UK has earned at least six wins in three consecutive seasons for the first time since 1954-55-56.
- UK is bowl-eligible for the third consecutive year. The only time in school history that the Wildcats went to three consecutive bowls was following the 1949-50-51 seasons.
- Kentucky has a 19-10 record in its last 29 games, dating back to mid-season 2006.
- The Wildcats rank in the top 25 nationally in nine statistical categories. They are No. 3 in tackles for a loss allowed (3.7 per game), No. 6 in kickoff returns (26.7 yards per return), No. 9 in sacks allowed (1.00 per game), No. 10 in turnovers gained (24 total), No. 13 in first downs allowed (15.5 per game), T-14th in fumbles recovered (12 total), No. 20 in third-down efficiency defense (32.2 percent allowed), No. 23 in sacks (2.60 per game) and No. 23 in fewest yards penalized (41.80 yards per game).
- The four teams that have defeated Kentucky -- Alabama, South Carolina, Florida and Georgia -- are all ranked in the top 25 and have a combined record of 33-6. And, three of those six losses came when those teams played each other.
- Trevarad Lindley, who holds the school record for career pass breakups (32), is second in the SEC and is tied for 12th in the nation in total passes defended. He has charted nine pass breakups and four interceptions (T-24th in the nation) this season. He is a semifinalist for the Jim Thorpe Award as the nation's top defensive back.
- Tim Masthay leads the SEC and ranks third nationally in punting with a 45.9 ypp.

**SERIES HISTORY AGAINST VANDERBILT**

Vanderbilt and Kentucky meet for the 81st time in school history ... Kentucky leads the alltime series 39-37-4 ... Kentucky defeated Vanderbilt 27-20 in Nashville last season for its seventh victory of the year ... UK has won six of the last seven meetings ... The teams first meet in 1896, a 6-0 Vanderbilt victory in Nashville ... The teams have met annually since 1953 ... Vanderbilt has recorded 13 shutouts in the series history ... Kentucky has shutout the Commodores six times ... The series has had a remarkable number of close games, as 33 of the 80 games (41.3 percent) have been decided by seven points or less, with UK leading 15-14-4 in those games.

MONDAY - 10	TUESDAY - 11	WEDNESDAY - 12	THURSDAY - 13	FRIDAY - 14	SATURDAY - 15	SUNDAY - 16
Pre-Vanderbilt News Conference Wildcat Den 11:15 a.m.	Practice ends approx. 11:15 a.m.  UK satellite feed 3 p.m.	Practice ends approx. 11 a.m.  SEC coaches teleconference Coach Brooks at 12:17 p.m.	Practice ends approx. 11 a.m. (last day of media availability)	No media availability	Kentucky vs. Vanderbilt 8 p.m. EST Commonwealth Stadium ESPN2	Rich Brooks teleconference 4:15 p.m.

#### QUICK FACTS

Location: Lexington, Ky.  
Founded: 1865  
Enrollment: 27,000  
Nickname: Wildcats  
Colors: Blue (PMS 286) and White  
Conference: Southeastern (Eastern Division)  
Stadium: Commonwealth Stadium (67,606)  
President: Dr. Lee T. Todd, Jr.  
Athletics Director: Mitch Barnhart  
Faculty Representative: Dr. Alan DeSantis

#### COACHING STAFF

*Head coach:* Rich Brooks

*Assistant Coaches:*

Larry Brinson, running backs  
Steve Brown, defensive coordinator  
Jimmy Heggins, offensive line  
Steve Ortmayer, assistant head coach/special  
teams coordinator/tight ends  
Matt McCutchan, graduate assistant/off. line  
Rick Petri, defensive line  
Joker Phillips, offensive coordinator/WRs  
Randy Sanders, quarterbacks/receiv. coord.  
Chuck Smith, linebackers  
Chris Thurmond, defensive backs  
Dontae Wright, graduate assistant/  
linebackers

#### MEDIA RELATIONS

Associate AD/Media Relations

DeWayne Peevy - 859-257-8398  
dewayne.peevy@uky.edu

Media Relations Director/Football Contact

Tony Neely - 859-257-3838  
tneely@uky.edu

Assoc. Media Relations Dir./Football Contact

Susan Lax - 859-257-8420  
slax0@uky.edu

Assistant Media Relations Director

John Hayden - 859-257-8429  
john.hayden@uky.edu

Assistant Media Relations Director

Brent Ingram - 859-257-8504  
brent.ingram@email.uky.edu

Assistant Media Relations Director

Deb Moore, 859-257-8506  
deb.moore@email.uky.edu

Assistant Media Relations Director/Web Coord.

Pete Camagna - 859-257-8502  
pca222@uky.edu

Media Relations Assistants

Jeremy Strachan (football),  
859-257-8431  
JStrachan@uky.edu  
Sara Reichbaum,  
859-257-8431  
sara.reichbaum@uky.edu

#### MEDIA INFORMATION

##### CREDENTIAL REQUESTS

Media credentials for the 2008 University of Kentucky football home schedule should be requested online at [www.sportssystems.com/kentucky](http://www.sportssystems.com/kentucky).

Credentials should be requested by the sports editor/director of the media entity. All of the credential requests from a media outlet should go on one credential form. If you have any questions, please contact DeWayne Peevy or Tony Neely at 859-257-3838.

Credentials for away games should be requested through the home team media relations director.

##### UK WEBSITE - UKATHLETICS.COM

Visit the official University of Kentucky Athletics web site at [UKathletics.com](http://UKathletics.com). The official Southeastern Conference web site is [secsports.com](http://secsports.com).

##### UK ATHLETICS LAUNCHES FOOTBALL GAMEDAY SITE

UKathletics.com has introduced an interactive, informative Football Gameday site designed this season to answer questions for fans that plan on attending the 2008 home games.

The site is broken down into eight categories: Shuttle Info, Directions and Traffic, Parking, Maps, RV Information, Commonwealth Stadium A-Z, About Lexington and Traditions. Should you have additional questions or concerns regarding your Gameday experience, please submit an email to [CWSGameday@email.uky.edu](mailto:CWSGameday@email.uky.edu).

##### "THE RICH BROOKS SHOW" SATELLITE FEED

Sundays at 9:30 - 10 a.m. ET. The digital feed coordinates are:

KU Digital

Satellite - AMC 15

Transponder - 1 Ch D9

Orbital Slot - 105.05 West Longitude

DL Frequency - 11733.5 (V)

Symbol Rate - 3.9787

Data Rate - 5.5

FEC - 3/4

##### SUNDAY TELECONFERENCE

Coach Rich Brooks will conduct a weekly teleconference on Sundays following Wildcats football games. Starting time is 4:15 p.m. and is for MEDIA ONLY. Please contact the UK Media Relations Office (859) 257-3838 for further information.

##### UK MEDIA CONFERENCE

The weekly news conference is held at 11:15 a.m. ET in the Wildcat Den at Commonwealth Stadium. Lunch begins at 11:15. Selected players are available from 11:45 to 12:05. An Olympic sports coach is at 12:05. Coach Brooks begins at 12:05 or 12:15, depending on the availability of the Olympic sports coach. The opposing coach might be available via teleconference at 12:40. Selected quotes from the Monday media conference are available via [ukathletics.com](http://ukathletics.com) on Monday afternoon.

There will be no news conference during the weeks of UK's open dates.

##### UK SATELLITE FEED

Tuesdays, time 3:00-3:15 p.m. ET. The satellite feed will feature highlights from the previous game and excerpts from Rich Brooks' news conference on Monday. The coordinates are:

Galaxy 28, 17K

89 degrees West

Uplink Freq.: 14344.5 H

Downlink Freq.: 12044.5 V

Symbol Rate - 3.9787

Data Rate - 5.5

FEC - 3/4

Trouble #: 859.312.7701 (WKYT mobile truck)

##### SEC HEAD COACHES' TELECONFERENCE

Each Wednesday from 11 to 12:30 ET August 27 through November 26. Coach Rich Brooks' time slot is 12:17 to 12:24 p.m. ET. Media may participate by calling (877) 381-5694. This is for media use only. Please keep this number confidential. Replays may be accessed at [www.secsports.com](http://www.secsports.com).

##### INTERVIEWS AT PRACTICE

Interviews will be conducted at the Nutter Training Center or by telephone at the conclusion of each practice on Tuesdays, Wednesdays, and Thursdays.

## WILDCATS/COMMODORES COACHES



**RICH BROOKS**



**BOBBY JOHNSON**

<b>YR. AS HEAD COACH AT UK/VU:</b>	6	7
<b>OVERALL YR. AS HEAD COACH:</b>	24	15

### COACHING CAREER

<b>REG. SEASON RECORD:</b>	119-145-4	85-90
<b>POSTSEASON RECORD:</b>	3-3	0-0
<b>OVERALL RECORD:</b>	122-148-4	85-90

### WITH UK/VU

<b>OVERALL RECORD:</b>	31-39	39-24
<b>POSTSEASON RECORD:</b>	2-0	0-0

### VS. OPPONENT

<b>OVERALL RECORD:</b>	4-1	1-5
<b>POSTSEASON RECORD:</b>	n/a	n/a

### VS. OPP. COACH REG. SEASON


<b>POSTSEASON RECORD:</b>	n/a	n/a
<b>OVERALL RECORD:</b>	4-1	1-4

## ON THIS DATE IN WILDCAT HISTORY

Saturday's match-up with Vanderbilt will mark the 16th time in school history that the Wildcats have played on Nov. 15. UK has a 7-7-1 record all-time on this date, 1-1 vs. Vanderbilt. The last time the Wildcats played on Nov. 15 was in 2003. Vanderbilt defeated UK 27-17 in Nashville.

### WILDCATS ALL-TIME RECORD ON NOV. 15

Year	W/L	Result
1895	L	Kentucky 6, Ohio State 8 (H)
1902	T	Kentucky 6, Cincinnati 6 (H)
1919	L	Kentucky 0, Centre College 56 (A)
1924	L	Kentucky 3, V.M.I. 10 (H)
1930	W	Kentucky 26, V.M.I. 0 (H)
1941	W	Kentucky 33, Southwestern 19 (H)
1947	W	Kentucky 36, Evansville 0 (H)
1952	W	Kentucky 27, Clemson 14 (H)
1958	W	Kentucky 20, Xavier (Ohio) 6 (H)
1969	L	Kentucky 6, Florida 31 (A)
1975	L	Kentucky 7, Florida 48 (A)
1980	L	Kentucky 15, Florida 17 (H)
1986	W	Kentucky 10, Florida 3 (H)
1997	W	Kentucky 21, Vanderbilt 10 (A)
2003	L	Kentucky 17, Vanderbilt 28 (A)



*Junior cornerback Trevard Lindley is second in the SEC and tied for 12th in the nation for total passes defended. He has charted nine pass-breakups and four interceptions this season.*

## TAKEAWAY PARTY

Through nine games, Kentucky already has a SEC-leading 24 takeaways (12 fumble recoveries and 12 interceptions) after getting 27 all of last year. The Wildcats currently are tied for 10th nationally in turnovers gained and are tied are 33rd nationally in turnover margin (+.60).

UK's 12 fumble recoveries ties for 14th in the country and its 12 interceptions ties for 27th. Last season UK charted a total of 10 fumble recoveries and 17 interceptions.

Six different players have tallied at least one interception with senior free safety Marcus McClinton and junior cornerback Trevard Lindley leading the way with four apiece. Nine Wildcats have recovered a fumble. Senior cornerback Robbie McAtee leads the team with three.

### TURNOVERS GAINED

- Wake Forest 28
  - Minnesota 27
  - TCU 26
  - Boise State 26
  - Boston College 26
  - Georgia Tech 25
  - BYU 25
  - Air Force 25
  - Rice 25
  - Kentucky 24**
- seven other teams with 24*

### GAME-BY-GAME TURNOVERS GAINED/LOST

- vs. Louisville - 5/1
  - vs. Norfolk State - 1/2
  - vs. Middle Tennessee - 2/1
  - vs. Western Kentucky - 1/1
  - vs. Alabama - 3/2
  - vs. South Carolina - 4/2
  - vs. Arkansas - 4/4
  - vs. Florida - 1/1
  - vs. Mississippi State - 1/2
  - vs. Georgia - 2/2
- Total: 24/18**

## LINDLEY MAKING A BIG DIFFERENCE

Junior cornerback Trevard Lindley has made several game-changing plays in his Wildcat career. He currently has nine interceptions, 32 pass breakups and 148 tackles during his Wildcat career. Six of his nine interceptions have been key plays in Kentucky victories, with the seventh pick helping send a game into overtime. He led the team in breakups as a freshman and sophomore and now holds UK's career record with 32. He also does an excellent job in run support and was second on the team in tackles last season (66), a rare feat for a cornerback.

- Game-clinching interception in win over Georgia as a freshman
- Acrobatic endzone interception plus a fumble recovery in the 2006 Music City Bowl win over Clemson
- Interception and long return on first play of the game in 2007 win over Louisville
- 66-yard fumble return for TD in 2007 win at Arkansas
- Interception in win over No. 1 LSU
- Career-high eight tackles and an interception that helped send the 2007 Tennessee game into overtime
- Caused a fumble and had a career-high three pass breakups in 2007 Music City Bowl triumph over Florida State

## MILESTONES TO WATCH

**DE Jeremy Jarmon (16.5 career QB sacks)** - Needs one-half sack to move up to No. 3 on UK's career list with Chris Ward and Dean Wells.

**TB Tony Dixon (1,245 career rushing yards)** - Needs five yards to tie Rod Stewart at No. 22 (1,250) on the career rushing list.

**Rich Brooks (31 UK wins)** - Needs one more win to move into the fifth spot with Harry Gamage.

**Marcus McClinton (10 career interceptions)** - Needs one more to move up to No. 2 on UK's career list and tie Tony Mayes and Wilbur Jamerson.

**Braxton Kelley (264 career tackles)** - Needs 36 tackles to become the 18th member of UK's 300-tackle club.

**Lones Seiber (34 career FGs made)** - Needs one more field goal to tie Seth Hanson at No. 3 on UK's career field goals made list.



*Randall Cobb started at quarterback and led the Wildcats to victory at Mississippi State. He is believed to be the first Kentucky true freshman to start and win an SEC road game since freshmen became eligible in the early 1970s.*

## GAME NOTES VS. VANDERBILT

### HOW EXPERIENCED ARE THE TENTATIVE STARTERS?

	Sr.	Jr.	Soph.	RFr.	Fr.
UK	8	10	0	2	2
VU	TBA				

### COMPARISON STATS

<u>Kentucky</u>		<u>VU</u>
6-4	Record	5-4
2-4	Conference Record	3-3
23.5	Scoring/Game	20.2
17.3	First Downs/Game	14.6
314.7	Total Offense/Game	255.7
135.8	Rushing Yards/Game	144.9
178.9	Passing Yards/Game	110.8
26.7	Kickoff Returns (avg.)	19.5
9.9	Punt Returns (avg.)	12.0
35.1	Net Punting (avg.)	35.8
30:35	Time of Possession/Game	29:38
31.8	Third Down Conv. (pct.)	35.0
50.0	Fourth Down Conversion (pct.)	20.0
+0.60	Turnover Margin/Game	+0.67
20.1	Points Allowed/Game	19.3
324.5	Total Yards Allowed/Game	334.3
128.6	Rush Yards Allowed/Game	140.3
195.9	Pass Yards Allowed/Game	194.0

### KENTUCKY-VANDERBILT TIES

- Kentucky has 13 players on its 2008 roster from the state of Tennessee. Randall Cobb and Kyrus Lanxter are from Alcoa. Lones Seiber, Trey Bowland and A.J. Nance are from Knoxville. Daryl Faulkner is from Memphis. Stephen Ball is from Brentwood. Ricky Lumpkin is from Clarksville. J.J. Helton is from Franklin. Collins Ukwu is from La Vergne and Jeremy Jarmon is from Collierville. Two Wildcats are from Nashville in DeAunte Mason and William Johnson.
- Vanderbilt has one player on its roster from the state Kentucky. Freshman wide receiver John Cole is from Somerset. Kentucky players Tyler Sexton and Josh Minton also are from Somerset but did not attend the same high school as Cole.
- Historically, two of Kentucky's early coaches, John J. Tigert and S. A. Boles, were Vanderbilt graduates. Tigert coached UK to a 10-2-3 mark in 1915-16 and Boles had a 3-5-1 record in 1917.

### LAST TIME VS. VANDERBILT

Kentucky quarterback André Woodson threw for 222 yards and the UK defense made a last-minute stand as No. 24 Kentucky escaped Vanderbilt Stadium with a 27-20 win against the Commodores.

With the game tied at 13 at halftime, Kentucky opened the second half with a 78-yard scoring drive,

## 2008 SEC STANDINGS

### EASTERN DIVISION

Team	Rec.	Pct.	All
Florida	6-1	.857	8-1
Georgia	5-2	.714	8-2
South Carolina	4-3	.571	7-3
Vanderbilt	3-3	.500	5-4
Kentucky	2-4	.333	6-4
Tennessee	1-5	.167	3-7

### WESTERN DIVISION

Team	Rec.	Pct.	All
Alabama	6-0	1.000	10-0
LSU	3-3	.500	6-3
Ole Miss	3-3	.500	5-4
Auburn	2-4	.333	5-5
Miss. State	1-4	.200	3-6
Arkansas	1-5	.167	4-6



### THIS WEEK IN THE SEC

Nov. 15

Mississippi State at Alabama  
Georgia at Auburn  
South Carolina at Florida  
Vanderbilt at Kentucky  
Louisiana-Monroe at Ole Miss  
Troy at LSU  
OPEN: Arkansas, Tennessee

### LAST WEEK'S RESULTS

Georgia 42, Kentucky 38  
South Carolina 34, Arkansas 21  
Wyoming 13, Tennessee 7  
Auburn 37, UT-Martin 20  
Alabama 27, LSU 21  
Florida 42, Vanderbilt 14



### UK FOOTBALL ON XM SATELLITE RADIO

Kentucky football games are broadcast live and nationwide on XM Satellite Radio.

Date	Time	Opponent	UK Channel	Opp
11/15	8 p.m.	Vanderbilt	TBA	

## NATIONAL POLLS

### THE ASSOCIATED PRESS POLL (NOV. 9)

1. Alabama (44) 10-0 1,604
2. Texas Tech (21) 10-0 1,574
3. Florida 8-1 1,467
4. Texas 9-1 1,437
5. Oklahoma 9-1 1,375
6. USC 8-1 1,311
7. Penn State 9-1 1,161
8. Utah 10-0 1,157
9. Boise State 9-0 1,110
10. Ohio State 8-2 1,009
11. Oklahoma State 8-2 963
12. Missouri 8-2 913
13. Georgia 8-2 880
14. Ball State 9-0 677
15. TCU 9-2 623
16. Brigham Young 9-1 602
17. North Carolina 7-2 597
18. Michigan State 9-2 584
19. LSU 6-3 552
20. Florida State 7-2 380
21. Pittsburgh 7-2 318
22. Cincinnati 7-2 269
23. Oregon State 6-3 124
24. South Carolina 7-3 117
25. Tulsa 8-1 84

Others UK opps receiving votes: n/a

### USA TODAY/ESPN COACHES POLL (NOV. 9)

1. Alabama (44) 10-0 1,508
2. Texas Tech (17) 10-0 1,469
3. Florida 8-1 1,348
4. Oklahoma 9-1 1,314
5. Texas 9-1 1,300
6. USC 8-1 1,268
7. Utah 10-0 1,104
8. Penn State 9-1 1,074
9. Boise State 9-0 1,028
10. Ohio State 8-2 936
11. Missouri 8-2 883
12. Georgia 8-2 842
13. Oklahoma State 8-2 808
14. Brigham Young 9-1 679
15. Michigan State 9-2 660
16. Ball State 9-0 590
17. North Carolina 7-2 543
18. TCU 9-2 475
19. Florida State 7-2 426
20. LSU 6-3 409
21. Pittsburgh 7-2 311
22. Cincinnati 7-2 183
23. South Carolina 7-3 155
24. Tulsa 8-1 144
25. Oregon State 6-3 71

Others UK opps receiving votes: n/a

2008 UK Opponents in Bold

## KENTUCKY'S 1,000-YARD RECEIVERS

#	Player	Years	Rec	Yards	Avg	TD
1.	Craig Yeast	1995-98	208	2,899	13.9	28
2.	Keenan Burton	2003-07	189	2,376	12.6	25
3.	Derek Abney	2000-03	197	2,339	11.9	18
4.	Dicky Lyons Jr.	2004-06-present	141	1,752	12.4	18
5.	Quentin McCord	1996-2000	112	1,743	15.6	15
6.	Anthony White	1996-99	194	1,520	7.8	8
7.	Felix Wilson	1977-79	90	1,508	16.8	10
8.	T. Hutchinson	1960-62	94	1,483	15.7	9
9.	Kevin Coleman	1995-98	107	1,428	13.3	13
10.	Larry Seiple	1964-66	72	1,422	19.8	10
11.	Jacob Tamme	2004-07	133	1,417	10.6	11
12.	Rafael Little	2004-07	131	1,324	10.1	5
	James Whalen	1997-99	120	1,324	11.0	13
14.	Rick Kestner	1963-65	82	1,280	15.6	10
15.	Derek Smith	1999-01	89	1,224	13.8	9
16.	Phil Logan	1987-90	83	1,219	14.7	7
17.	S. Meilinger	1951-53	75	1,210	16.1	17
18.	Steve Johnson	2006-07	72	1,200	16.6	14
19.	Derek Homer	1997-2000	129	1,052	8.2	2

## KENTUCKY'S 1,000-YARD RUSHERS

#	Player	Years	Att.	Yards	Avg.	TDs
1.	Sonny Collins	1972-1975	777	3,835	4.9	26
2.	Moe Williams	1993-1995	618	3,333	5.4	26
3.	Rafael Little	2004-2007	580	2,996	5.2	16
4.	Mark Higgs	1984-1987	532	2,892	5.4	25
5.	George Adams	1981-1984	638	2,648	4.2	25
6.	Artose Pinner	1999-2002	438	2,105	4.8	17
7.	Marc Logan	1983-1986	389	1,769	4.5	11
8.	Derrick Ramsey	1975-1977	446	1,764	3.9	25
9.	Anthony White	1996-1999	364	1,758	4.8	11
10.	Rodger Bird	1963-1965	397	1,699	4.2	21
11.	Derek Homer	1997-2000	353	1,689	4.8	11
12.	Ivy Joe Hunter	1985-1988	361	1,687	4.7	19
13.	Bill Leskovar	1949-1951	324	1,664	5.1	9
14.	Steve Campassi	1972-1975	370	1,609	4.3	8
15.	Al Baker	1986-1990	378	1,534	4.1	15
16.	Mike Fanuzzi	1971-1974	344	1,484	4.3	16
17.	Bobby Cravens	1956-1958	323	1,448	4.5	6
18.	Alfred Rawls	1988-1989	286	1,370	4.8	16
19.	Randy Brooks	1976-1980	358	1,314	3.7	6
20.	Don Phelps	1946-1949	295	1,297	4.4	15
21.	Chris Hill	1975-1978	260	1,264	4.9	4
22.	Rod Stewart	1975-1978	268	1,250	4.7	9
23.	Tony Dixon	2004, 2006-pres	296	1,245	4.2	15
24.	Doug Kotar	1971-1973	293	1,167	3.9	5
25.	Damon Hood	1991-1994	281	1,144	4.1	9
26.	Shawn Donigan	1978-1982	264	1,120	4.2	4
27.	Roger Gann	1967-1969	281	1,047	3.7	4
28.	Dicky Lyons	1966-1968	328	1,042	3.2	18
29.	Tom Fillion	1951-1953	208	1,017	4.9	8
30.	Terry Samuels	1990-1993	247	1,012	4.1	5

capped by fullback Maurice Grinter's one-yard plunge. In the fourth quarter, Vanderbilt quarterback Mackenzi Adams scored on a seven-yard run with 7:31 left to knot the score at 20-20.

Kentucky fought back immediately, as Keenan Burton's 42-yard kickoff return – UK's longest of the season – put the Wildcats in business. Woodson directed a six-play, 51-yard drive with a four-yard TD run by Derrick Locke put UK up for good 27-20.

Vanderbilt responded by driving to the Kentucky 15-yard-line in the final minute of the game, but a sack by defensive end Jeremy Jarmon and two incomplete passes stopped the Commodores on downs.

Free safety Calvin Harrison had a career-high 10 tackles, while linebacker Wesley Woodyard had nine tackles and surpassed the 100-tackle mark for

## KENTUCKY WEEK-BY-WEEK IN THE POLLS

DATE	AP	USAT/COACHES	BCS
Preseason	-	RV	-
Sept. 2	RV-6	RV-28	-
Sept. 7	RV-6	RV-28	-
Sept. 14	RV-6	RV-40	-
Sept. 21	RV-7	RV-36	-
Sept. 28	RV-40	RV-86	-
Oct. 5	RV-46	RV-51	-
Oct. 12	RV-7	RV-1	-
Oct. 19	RV-10	RV-15	-
Oct. 26	-	-	-
Nov. 2	-	RV-2	-
Nov. 9	-	-	-
Nov. 16	-	-	-

## KENTUCKY VS. VANDERBILT


Year	UK Record	VU Record	Site	Score
1896	0-1-0	0-0-0	Nashville	Vanderbilt, 6-0
1897	2-1-0	3-0-0	Nashville	Vanderbilt, 50-0
1901	0-0-0	0-0-0	Nashville	Vanderbilt, 22-0
1906	0-0-0	0-0-0	Nashville	Vanderbilt, 28-0
1907	2-0-0	0-0-0	Nashville	Vanderbilt, 40-0
1911	5-1-0	5-1-0	Nashville	Vanderbilt, 18-0
1916	2-0-0	2-0-0	Lexington	Vanderbilt, 45-0
1917	2-0-1	1-1-0	Lexington	Vanderbilt, 5-0
1918	1-0-0	0-2-0	Nashville	Vanderbilt, 33-0
1919	2-2-0	2-1-1	Lexington	Tied, 0-0
1920	2-1-1	2-2-0	Nashville	Vanderbilt, 20-0
1921	2-0-0	2-0-0	Lexington	Vanderbilt, 21-14
1922	5-1-0	5-0-1	Nashville	Vanderbilt, 9-0
1927	1-3-1	4-1-0	Nashville	Vanderbilt, 34-6
1928	3-1-0	5-0-0	Nashville	Vanderbilt, 14-7
1937	0-0-0	0-0-0	Nashville	Vanderbilt, 12-0
1938	2-0-0	2-0-0	Lexington	Vanderbilt, 14-7
1939	1-0-0	1-0-1	Nashville	Kentucky, 21-13
1940	3-0-0	1-1-0	Nashville	Tied, 7-7
1941	2-0-0	2-0-0	Lexington	Vanderbilt, 39-15
1942	2-1-0	2-0-0	Lexington	Vanderbilt, 7-6
1945	1-3-0	2-1-0	Nashville	Vanderbilt, 19-6
1946	3-1-0	3-0-0	Lexington	Kentucky, 10-7
1947	3-1-0	3-0-0	Nashville	Kentucky, 14-0
1948	1-2-0	0-2-1	Lexington	Vanderbilt, 26-7
1953	4-2-1	1-5-0	Nashville	Kentucky, 40-14
1954	4-3-0	0-5-0	Lexington	Kentucky, 19-7
1955	4-2-1	4-2-0	Nashville	Vanderbilt, 34-0
1956	4-3-0	5-2-0	Lexington	Kentucky, 7-6
1957	1-6-0	3-1-2	Nashville	Vanderbilt, 12-7
1958	3-4-0	4-1-2	Lexington	Tied, 0-0
1959	2-5-0	2-3-1	Nashville	Vanderbilt, 11-6
1960	3-4-0	2-4-0	Lexington	Kentucky, 27-0
1961	3-4-0	2-4-0	Nashville	Kentucky, 16-3
1962	1-4-2	0-7-0	Lexington	Kentucky, 7-0
1963	2-5-0	0-6-0	Nashville	Tied, 0-0
1964	3-4-0	1-4-1	Lexington	Kentucky, 22-21
1965	5-2-0	2-4-1	Nashville	Kentucky, 34-0
1966	2-4-1	1-5-0	Lexington	Kentucky, 14-10
1967	1-6-0	2-4-0	Nashville	Kentucky, 12-7
1968	3-4-0	3-3-1	Lexington	Vanderbilt, 6-0
1969	2-5-0	2-5-0	Nashville	Vanderbilt, 42-6
1970	2-6-0	2-6-0	Lexington	Vanderbilt, 18-17
1971	2-6-0	3-4-1	Nashville	Kentucky, 14-7
1972	2-6-0	3-5-0	Lexington	Kentucky, 14-13
1973	4-4-0	4-3-0	Nashville	Kentucky, 27-17
1974	4-4-0	5-2-0	Lexington	Kentucky, 38-12
1975	2-5-1	4-4-0	Nashville	Vanderbilt, 13-3
1976	5-3-0	1-6-0	Lexington	Kentucky, 14-0
1977	7-1-0	1-6-0	Nashville	Kentucky, 28-6
1978	3-4-1	1-7-0	Lexington	Kentucky, 52-3
1979	3-5-0	1-7-0	Nashville	Kentucky, 29-10
1980	2-6-0	1-7-0	Lexington	Kentucky, 31-10
1981	1-7-0	3-5-0	Nashville	Kentucky, 17-10
1982	0-7-1	4-3-0	Lexington	Vanderbilt, 23-10
1983	5-2-1	2-6-0	Nashville	Kentucky, 17-8
1984	6-2-0	5-3-0	Lexington	Kentucky, 27-18
1985	5-3-0	2-5-1	Nashville	Vanderbilt, 31-24
1986	3-4-1	1-7-0	Lexington	Kentucky, 34-22
1987	5-3-0	2-6-0	Nashville	Vanderbilt, 38-29
1988	4-4-0	3-4-0	Lexington	Kentucky, 14-13
1989	5-3-0	1-7-0	Nashville	Kentucky, 15-11
1990	3-5-0	1-6-0	Lexington	Kentucky, 28-21
1991	3-5-0	4-5-0	Nashville	Vanderbilt, 17-7
1992	4-4-0	2-5-0	Lexington	Vanderbilt, 20-7
1993	5-3-0	2-5-0	Nashville	Vanderbilt, 12-7
1994	1-7-0	4-4-0	Lexington	Vanderbilt, 24-6
1995	3-5-0	0-7-0	Nashville	Vanderbilt, 14-10
1996	3-6	2-7	Lexington	Kentucky, 25-0
1997	4-5	3-6	Nashville	Kentucky, 21-10
1998	7-3	2-7	Lexington	Kentucky, 55-17
1999	5-4	5-4	Nashville	Kentucky, 19-17
2000	2-7	2-7	Lexington	Vanderbilt, 24-20
2001	1-7	2-6	Nashville	Kentucky, 56-30
2002	6-4	2-8	Lexington	Kentucky, 41-21
2003	4-5	1-9	Nashville	Vanderbilt, 28-17
2004	1-8	2-7	Lexington	Kentucky, 14-13
2005	2-6	4-5	Nashville	Kentucky, 48-43
2006	5-4	4-6	Lexington	Kentucky, 38-26
2007	6-3	5-4	Nashville	Kentucky, 27-20

### Series Information

First Meeting: 1896, Vanderbilt 6-0 (Nashville)  
 Last Meeting: 2007, Kentucky 27-20 (Nashville)  
 Current Streak: Kentucky has won four games  
 at Lexington: Kentucky leads 21-13-2  
 at Nashville: Vanderbilt leads 24-18-2

the third consecutive season. Jarmon had 2.5 quarterback sacks, good for 14 yards in VU losses, and was named SEC Defensive Lineman of the Week.

UK went over the 300-yard mark for total offense for the 16th consecutive game with 351 total yards, while Woodson marked his 16th consecutive game with 200 or more yards passing. Rafael Little rushed for 70 yards before leaving the game early in the third quarter because of a back injury. Locke added 50 rushing yards, including the game-winning touchdown.



## Commonwealth Stadium



*On game day, Commonwealth Stadium usually becomes the third-largest city in Kentucky.*

- ☛ The Cats are in their 36th season at Commonwealth Stadium.
- ☛ Rich Brooks is 22-18 (.550) overall in six seasons (40 games) at Commonwealth Stadium.
- ☛ Since its opening in 1973, Kentucky has played 227 games within the friendly confines of Commonwealth Stadium. And indeed, a 122-101-4 record and a .546 winning percentage is evidence that Commonwealth is a home field advantage for the Wildcats.
- ☛ Kentucky broke every school record for attendance last season, once again ranking in the nation's top 25. UK has ranked in the nation's top 25 in attendance every year but one since Commonwealth Stadium was expanded in 1999.
- ☛ The crowd of 71,024 vs. Florida on Oct. 20, 2007 was the largest crowd in the 35-year history of Commonwealth Stadium. The previous stadium record was 71,022 for the 1999 Tennessee game.
- ☛ The playing surface is named C. M. Newton Field in honor of the former UK Director of Athletics.

### Facts and Figures on Commonwealth Stadium:

Seating Capacity: 67,606, including the Commonwealth Suites. With game workers, media, etc., total attendance can exceed 70,000.

Video Boards: Mitsubishi Diamond Vision, 19 x 34 feet on the west end zone (University Drive) and 16 x 28.5 feet on the east end zone (Nutter Field House).

Sound System: Coordinated by Mitsubishi as part of the video board project.

Scoreboards: Two, one in each end zone, constructed by Fairtron Scoreboards.

### Game Day Experiences

The "Cat Walk": Fans are encouraged to greet the team when the Wildcats arrive for the "Cat Walk." The team buses will arrive at the Nutter Field House approximately two hours and 15 minutes before the game and the players will make the "Cat Walk" to their stadium entry point at Gate 1. Fans are encouraged to line up on the sidewalk and cheer the players as they enter the stadium.

A siren will be sounded while the team buses are on their way to the stadium. That's the fans' cue to proceed to the Cat Walk area to greet the team.

Wildcat Refuge: Fans of all ages, but especially the younger Wildcats, will enjoy playing at the Wildcat Refuge, located outside of the southwest corner (outside Gate 9) of Commonwealth Stadium. There are five giant inflatable games that are available two hours before kickoff.

UK Marching Band Will Parade Around Stadium: The UK Marching Band will parade around the stadium, beginning approximately one hour prior to kickoff. The band parade will begin at and return to Gate 4.

### TOP 10 COMMONWEALTH ATTENDANCES

- 71,024 Florida, 2007
- 71,022 Tennessee, 1999
- 71,017 Georgia, 2002
- 70,971 Florida, 1999
- 70,902 LSU, 2007
- 70,857 Louisville, 2007
- 70,838 Louisville, 2001
- 70,822 South Carolina, 2008
- 70,752 Louisville, 2005
- 70,692 Louisville, 1999

## TRACKING KENTUCKY'S 2008 OPPONENTS

Opponent	UK vs. Opp	Opp. Record	Opp. Last Game	Next Up
Louisville	W, 27-2	5-4	vs. Pitt (L, 41-7)	vs. Cincinnati (11/14)
Norfolk St.	W, 38-3	4-6	Morgan St. (W, 35-9)	vs. Delaware State (11/15)
Middle Tennessee	W, 20-14	3-6	Louisiana-Monroe (W, 24-21)	at WKU (11/15)
Western Kentucky	W, 41-3	2-8	Troy (L, 17-7)	vs. Middle Tennessee (11/15)
Alabama	L, 17-14	10-0	LSU (W, 27-21)	vs. Mississippi St. (11/15)
South Carolina	W, 24-17	7-3	Arkansas (W, 24-21)	at Florida (11/15)
Arkansas	W, 21-20	4-6	South Carolina (L, 24-21)	at Mississippi St. (11/22)
Florida	L, 63-5	8-1	Vanderbilt (W, 42-14)	vs. South Carolina (11/15)
Mississippi State	W, 14-13	3-6	Kentucky (L, 13-14)	at Alabama (11/15)
Georgia	L, 42-38	8-2	Kentucky (W, 42-38)	at Auburn (11/15)
Vanderbilt	11/15	5-4	Florida (L, 42-14)	at Kentucky (11/15)
Tennessee	11/29	3-7	Wyoming (L, 13-7)	at Vanderbilt (11/22)

### BIG GAMES VS. VANDERBILT

**1947** - Quarterback/placekicker George Blanda led Kentucky to a 14-0 upset of 10th-ranked, undefeated Vanderbilt in Nashville. Blanda scored on a one-yard run in the first quarter, threw a seven-yard touchdown pass to George "Chink" Sengel in the second quarter, and completed the scoring with a pair of extra points.

**1971** - With UK and Vanderbilt knotted at 7-7 and less than 50 seconds to play, Kentucky elected to punt facing a 4th-and-8 situation from its own 44. Walter Overton made a fair catch at the Commodore 30, giving Vandy a first down. After QB Steve Burger lost four yards on the first play, the Commodores elected not to use a timeout. Then as time expired, Burger lofted a pass toward receiver Gary Chesley. The ball never got to Chesley as UK's Darryl Bishop picked off the aerial and raced 43 yards for the winning score, giving UK a 14-7 victory on the game's final play.

**1999** - Kentucky clinched bowl eligibility for the second straight season with a 19-17 win over the Commodores in Nashville. Tied at the half, UK got the lead for good on a safety when the 'Dores were called for intentional grounding in the end zone. UK stretched the advantage to 19-10 on an 80-yard TD pass from Dusty Bonner to Quentin McCord.

### FINAL GAME FOR UK SENIORS

Twenty Wildcats will be recognized during Senior Day. The list includes:

71	*ALEXANDER, James	OT	6-5	295	Jr-2L	Atlanta, Ga. (Douglass)
73	BEETS, Jess	OG	6-2	285	Sr-1L	Dove Canyon, Calif. (Tesoro)
28	DIXON, Tony	RB	5-9	203	Sr-3L	Parrish, Ala. (PHS)
8	*FORD, DeMoreo	WR	5-10	186	Jr-2L	LaGrange, Ga. (LHS)
25	GRIGSBY, A.J.	DB	6-0	188	Sr-1L	Long Beach, Calif. (Paramount)
55	*HART, Brad	LS	6-1	218	Jr-1L	Marion, Ky. (Crittenden Co.)
95	JENKINS, Ventrell	DL	6-2	285	Sr-3L	Columbia, S.C. (CHS)
7	JONES, David	CB	5-10	185	Sr-3L	Huddy, Ky. (Belfry)
56	KELLEY, Braxton	LB	6-0	230	Sr-3L	LaGrange, Ga. (LHS)
12	LYONS, Dicky	WR	5-11	190	Sr-3L	New Orleans, La. (Holy Cross)
97	HOUSLEY, J.J.	K	5-10	186	Sr-Sq	Hazard, Ky. (HHS)
44	MASTHAY, Tim	P	6-2	203	Sr-3L	Murray, Ky. (MHS)
36	McATEE, Robbie	CB	5-10	175	Sr-1L	Louisville, Ky. (Seneca)
2	McCLINTON, Marcus	FS	6-1	210	Sr-3L	Fort Campbell, Ky. (FCHS)
23	MOORE, Shomari	CB	5-9	185	Sr-3L	Camden, N. J. (Camden)
97	ONINKU, Nii Adjei	DE	6-1	254	Sr-2L	Dayton, Ohio (Northmont)
98	PRYOR, Myron	DT	6-1	310	Sr-3L	Louisville, Ky. (Eastern)
82	*SEXTON, Tyler	TE	6-2	242	Jr-2L	Somerset, Ky. (Pulaski Co.)
79	WILLIAMS, Garry	OT	6-3	300	Sr-3L	Louisville, Ky. (Seneca)
51	WILLIAMS, Johnny	LB	6-3	244	Sr-3L	Neptune, Beach, Fla. (Fletcher)

\* Four Wildcats are giving up their senior season of eligibility and will participate in Senior Day

### LET'S GO BOWLING

With six wins, Kentucky became bowl eligible for the third consecutive season. Kentucky is one of six SEC teams to secure bowl eligibility. Alabama, Florida, Georgia, LSU and South Carolina also have six or more wins.

The last time UK won at least six games in three consecutive seasons was 1954-55-56. The only time in school history that Kentucky has gone to three consecutive bowls was following the 1949 (Orange Bowl), 1950 (Sugar Bowl), and 1951 (Cotton Bowl) seasons.

The Wildcats defeated Clemson in 2006 (28-20) and Florida State last year (35-28) in the Gaylord Hotels Music City Bowl.

## INJURY UPDATE

- CB Trevard Lindley is questionable for the Vanderbilt game because of a knee injury
- Out for the season because of injuries are WR Dicky Lyons (starter), TB Derrick Locke (starter), OG Jess Beets (starter), WR DeMoreo Ford, WR Jonathan Gholson, LB Brandon Thurmond and DE Greg Meisner

## POSITION CHANGES

The following players have made position changes since last season:

	From:	To:
E. J. Adams	CB	WR
Ventrell Jenkins	DT	DE
Braxton Kelley	MLB	WLB
Matt Lentz	QB	S
A. J. Nance	LB	FB
Matt Smith	DT	C

## WILDCAT HONORS IN 2008

### Randall Cobb, WR / QB / PR

- SEC Freshman of the Week for the Arkansas game by the SEC Office

### Mike Hartline, QB

- SEC Offensive Player of the Week for the Middle Tennessee game by the SEC Office

### Ventrell Jenkins, DE

- SEC Defensive Lineman of the Week for the Mississippi State game by the SEC Office

### David Jones, CB

- SEC Community Service Team

### Tim Masthay, K

- AFCA/Allstate National Good Works Team

### Myron Pryor, DT

- SEC Player of the Week for the Louisville game by Rivals.com
- SEC Defensive Player of the Week for the Louisville game by the SEC Office

### Garry Williams, OL

- SEC Offensive Lineman of the Week for the Western Kentucky game by the SEC Office

## STAT SUPERLATIVES

Here are some career statistical superlatives among current players:

Most Games Played: Tim Masthay 47

Most Games Started: Braxton Kelley 39

Consecutive Games Started: Trevard Lindley 36

100-Yard Rushing Games: Tony Dixon 1

100-Yard Receiving Games: Dicky Lyons 3, Alfonso Smith 1

Games With Double-Figure Tackles: Braxton Kelley 8, Micah Johnson 2, Calvin Harrison 1, Jeremy Jarmon 1

## HEAD COACH RICH BROOKS

- Named the 35th head coach of the Kentucky football program on Dec. 30, 2002.
- Prior to Kentucky, Brooks spent six seasons in the National Football League, where he served as an assistant head coach and defensive coordinator for the Atlanta Falcons from 1997-2000 and was head coach of the St. Louis Rams in 1995-96.
- Served as the head coach at Oregon from 1977-94 where he won more games than any coach in school history. He was named "National Coach of the Year" in 1994 after guiding the Ducks to the Rose Bowl. Because of his numerous contributions to the school in those 18 years, Oregon named its football field "Brooks Field" in his honor in 1995.
- Played collegiate football at Oregon State from 1959-62 under Coach Tommy Prothro. Brooks was a single-wing tailback on the freshman team, then played defensive back for three years on varsity. He was also a reserve quarterback in addition to playing in the secondary.
- Received bachelor's degree in physical education (1963) and master's in education (1964)

### PERSONAL

Born: August 20, 1941, in Forest, Calif.

Hometown: Grass Valley, Calif.

Alma Mater: Oregon State (1963 & 1964)

Family: Wife Karen and four adult children: daughters Kasey and Kerri and sons Denny and Brady, five grandchildren.

### COACHING EXPERIENCE

<u>1963</u>	Oregon State
Assistant Freshman Coach	
<u>1964</u>	Norte Del Rio HS
Assistant Coach	
<u>1965-69</u>	Oregon State
Assistant Coach, Defensive Ends and D-Line	
<u>1970</u>	UCLA
Assistant Coach, Linebackers	
<u>1971-72</u>	Los Angeles Rams (NFL)
Assistant Coach, Special Teams and Fundamentals	
<u>1973</u>	Oregon State
Assistant Coach, Defensive Coordinator	
<u>1974-75</u>	San Francisco 49ers (NFL)
Assistant Coach, D-Backs and Special Teams	
<u>1976</u>	UCLA
Assistant Coach, Linebackers and Special Teams	
<u>1977-94</u>	Oregon
Head Coach	
<u>1995-96</u>	St. Louis Rams (NFL)
Head Coach	
<u>1997-2000</u>	Atlanta Falcons (NFL)
Assistant Head Coach, Defensive Coordinator	
<u>2003-</u>	Kentucky
Head Coach	

## UK COACHING CAREER WIN LIST

Coach	Yrs/UK	W	L	T
1. Paul Bryant	8	60	23	5
2. Fran Curci	9	47	51	2
3. Jerry Claiborne	8	41	46	3
Blanton Collier	8	41	36	3
5. Harry Gamage	7	32	25	5
<b>6. Rich Brooks</b>	<b>6</b>	<b>31</b>	<b>39</b>	<b>0</b>
7. Bill Curry	7	26	52	0
8. Charlie Bradshaw	7	25	41	4
9. A.D. Kirwan	6	24	28	4
10. R. Sweetland	3	23	5	0
11. Hal Mumme	4	20	26	0
C.A. Wynne	4	20	19	0



### NOTES ON THE TV APPEARANCES

This will mark Kentucky's 131st appearance on national or regional television and its sixth this season ... UK is 2-4 on national or regional television this season, defeating Louisville on ESPN in the season opener and Arkansas on the first-ever SEC football game televised on ESPNU. UK fell to Alabama on CBS and South Carolina, Florida and Georgia on Raycom ... Kentucky has been a popular TV team from 1997-2007, averaging more than six live national or regional appearances per season.

### TEAM CAPTAINS

Tailback Tony Dixon and linebacker Braxton Kelley were elected permanent team captains by the Wildcats for the 2008 season.

Dixon, a senior from Parrish, Ala., and Kelley, a senior from LaGrange, Ga., have been steady contributors during their careers. Dixon has rushed for 1,245 yards and 15 touchdowns as a Wildcat. His most notable game effort came in 2006, when he accounted for 54 rushing and receiving yards on the game-winning drive of UK's upset of Georgia. Kelley has started since his freshman season and has 264 career tackles, none bigger than the game-clinching fourth-down stop in the triple-overtime win over No. 1 LSU last year.

Dixon and Kelley will be joined each week by two game captains that are selected by the coaches.

### UK IN THE BLUE ZONE (20-AND-IN)

Kentucky has converted 25 of 36 opportunities (69.4 percent) in the "Blue Zone" (20-yard-line and in) for 147 points (18 touchdowns, seven field goals, seven missed FGs, three end of half/game).

UK ranks fourth in the SEC and is tied for 26th nationally in "Blue Zone" defense as opponents have converted 19 of 25 opportunities (76.0 percent) for 116 points (15 touchdowns, four field goals, three field goals missed, three turnovers).

### STARTING SLOW, FINISHING STRONG

The Wildcats have outscored opponents 61-41 in the second and 55-31 in the third quarters. UK leads the SEC with a + 43 scoring margin in the fourth quarter this season, outscoring its opponents, 88-45. UK trails 31-84 in first-quarter scoring.

## YEAR-BY-YEAR TEAM OFFENSIVE STATS BY RICH BROOKS-COACHED TEAMS

	2003	2004	2005	2006	2007
Points/Points per Game	328/27.3	173/15.7	239/21.7	347/26.7	475/36.5
First Downs	217	176	184	254	335
First Downs Rushing	99	84	86	94	130
First Downs Passing	107	78	80	142	182
Rushing Yards	1501	1185	1415	1282	2021
Avg. Per Rush	3.5	3.3	3.6	3.1	4.2
TDs Rushing	24	11	21	12	20
Avg. Rush Yds./Game	125.1	107.7	128.6	98.6	155.5
Passing Yardage	2426	1845	1857	3597	3743
Att.-Comp.-Int.	381-206-10	353-193-11	304-178-9	436-273-7	528-331-12
Avg. Pass Yds./Game	202.2	167.7	168.8	276.7	287.9
Passing TDs	18	9	6	31	40
Total Offense	3927	3030	3272	4879	5764
Avg. Per Play	4.8	4.3	4.7	5.8	5.7
Avg. Per Game	327.2	275.5	297.5	375.3	443.4



## KENTUCKY'S RECORDS WHEN

Playing at home	4-2
Playing on the road	2-2
Playing at night	4-0
Playing during the day	2-4
UK scores on first possession	1-0
Opponent scores on first possession	0-1
UK scores first	3-1
Opponent scores first	3-3
UK leads after 1st quarter	2-0
Opponent leads after 1st quarter	2-3
Teams are tied after 1st quarter	2-1
UK leads at halftime	4-1
Opponent leads at halftime	2-3
Teams are tied at halftime	0-0
UK leads after 3rd quarter	4-2
Opponent leads after 3rd quarter	2-2
Teams are tied after 3rd quarter	0-0
Game goes to overtime	0-0
UK has more total yards	4-0
Opponent has more total yards	2-4
UK has more rushing yards	5-0
Opponent has more rushing yards	1-4
UK has more passing yards	3-1
Opponent has more passing yards	3-3
UK has more turnovers	2-0
Opponent has more turnovers	2-2
Teams have equal turnovers	2-2
UK has more penalties	3-0
Opponent has more penalties	2-4
Teams have equal penalties	1-0
UK has more time of possession	4-2
Opp. has more time of possession	2-2
UK has 100-yard rusher	0-0
Opponent has 100-yard rusher	1-2
UK scores at least 20 points	5-1
Opponent scores at least 20 points	1-3
UK throws for 300 yards	0-0
Opponent throws for 300 yards	1-1
Playing on natural grass	5-4
Playing on artificial surface	1-0
UK defense scores	1-1
Opponent defense scores	0-2
UK returns KO/Punt for touchdown	1-0
Opponent returns KO/Punt for TD	0-0
Wearing white uniforms	4-2
Wearing blue uniforms	2-2
On national/regional television	2-4



## 2008 TEAM CAPTAINS

Permanent team captains for the 2008 Kentucky football team are Tony Dixon and Braxton Kelley.

Two game captains will join the permanent captains each week. The game captains are usually chosen based on performance from the previous week's game. They are listed below.

Louisville	Garry Williams and Myron Pryor
Norfolk State	Tim Masthay and Myron Pryor
Middle Tennessee	Tim Masthay and Trevard Lindley
Western Kentucky	Mike Hartline and Corey Peters
Alabama	Derrick Locke and Alfonso Smith
South Carolina	Trevard Lindley and A.J. Nance
Arkansas	Trevard Williams and Garry Williams
Florida	Randall Cobb and Johnny Williams
Alabama	Alfonso Smith and Derrick Locke
Mississippi State	Jess Beets and David Jones
Georgia	Winston Guy and Ventrell Jenkins
Vanderbilt	David Jones and Randall Cobb

## 2008 TEAM COUNCIL

The leadership council for the 2008 Kentucky football team has been elected by the Wildcats.

The council is usually comprised of seven players, each elected by his own position group.

The role of the council is to represent the team on issues that need player input and to bring team concerns to the attention of the coaching staff if needed. This season marks the first year under Coach Brooks that every member is a senior. This year's council includes:

Defensive Line	Corey Peters, Jr., Louisville, Ky.
Linebackers	Braxton Kelley, Sr., LaGrange, Ga.
Defensive Backs	Marcus McClinton, Sr., Fort Campbell, Ky.
Offensive Line	Garry Williams, Sr., Louisville, Ky.
Tight Ends, Specialists	Tim Masthay, Sr., Murray, Ky.
Wide Receivers	Dicky Lyons, Sr., New Orleans, La.
Quarterbacks, Running Backs	Tony Dixon, Sr., Parrish, Ala.

## GETTING FRESH

Kentucky has played a total of eight true freshmen this season. The following true freshmen have seen action: WR Eric Adeyemi, WR Aaron Boyd, DE Chandler Burden, QB/WR Randall Cobb, WR Winston Guy, WR Gene McCaskill, WR Matt Roark and LB Danny Trevathan.

## COBB'S JOBS

Kentucky freshman Randall Cobb is proving to be a utility player for the Wildcats this season as he not only serves as UK's starting quarterback but also is second on the team in receiving yards (197) and is fourth in rushing yards (222).

Cobb has started three games as a receiver and earned has two starts at quarterback vs. Mississippi State and Georgia.

Cobb also holds a unique distinction as the only player in the nation who is currently his team's starting quarterback and primary punt returner. He has recorded seven returns for 60 yards (8.6 yards per return).

## THREE WILDCATS ON ESPN THE MAGAZINE ACADEMIC ALL-DISTRICT TEAM

Long snapper Brad Hart, cornerback Robbie McAtee and punter/kicker Tim Masthay have been named to the Academic All-District IV Team as selected by the College Sports

Information Directors and sponsored by *ESPN The Magazine*.

Hart, McAtee and Masthay will advance to the national ballot for the Academic All-America team, which will be announced in December. To be nominated for the Academic All-America process, a student-athlete must have a cumulative grade-point average of at least 3.30, be a sophomore or higher in academic and athletic standing, and be a starter or key reserve. The Academic All-District IV team is comprised of players from the states of Michigan, Ohio, Kentucky, Tennessee and Alabama.

Hart, a junior from Marion, Ky., has a 3.90 GPA with a major in finance. He has done an excellent job as the snapper for field goals and extra points. He has been active in community service.

McAtee, from Louisville, Ky., is a senior in playing eligibility and completed his bachelor's degree in sociology with a career GPA of 3.67. He is in his first semester of study for a master's degree in public administration. On the field this season, he has 29 tackles, 1.5 tackles for loss, one interception, three fumble recoveries and a pass breakup. He made the game-saving tackle on the one-yard line of the final play in the win over Middle Tennessee; he also made the game-clinching interception in the win at Mississippi State. He has been active in community service.

Masthay, a senior from Murray, Ky., has a

## 2008 PRESEASON HONORS

### Jeremy Jarmon, DE

Watch list for the Ronnie Lott Trophy for nation's best defensive player  
Watch list for the Ted Hendricks Award for the nation's best defensive end

All-SEC (first team) by Athlon

All-SEC (second team) by Phil Steele's SEC Football, Birmingham News, Lindy's, SEC Coaches, SEC Media

### Micah Johnson, LB

All-SEC (fourth team) by Phil Steele's SEC Football

Nation's #24 inside linebacker by Phil Steele's College Football

### Braxton Kelley, LB

All-SEC (third team) by SEC Coaches

All-SEC (fourth team) by Phil Steele's SEC Football

### Trevard Lindley, CB

Watch list for Chuck Bednarik Award for nation's best defensive player

Watch list for Bronko Nagurski Award for nation's best defensive player

Watch list for Jim Thorpe Award for nation's best defensive back

All-America (fourth team) by Phil Steele's SEC Football

All-SEC (first team) by Phil Steele's SEC Football, Athlon

All-SEC (second team) by Lindy's, SEC Coaches, SEC Media

Nation's #7 cornerback by Phil Steele's College Football

### Dicky Lyons, WR

All-SEC (third team) by Phil Steele's SEC Football

### Garry Williams, OT

Watch list for Outland Trophy for nation's best interior lineman

All-SEC (second team) by Birmingham News, SEC Coaches, SEC Media

All-SEC (third team) by Phil Steele's SEC Football, Athlon

3.81 career GPA with a major in economics. He was second-team Academic All-America a year ago. A four-year starting punter, he leads the Southeastern Conference and ranks third nationally with a 45.9-yard average per punt. He also handles kickoffs for the Wildcats and he has 20 touchbacks in that category. In addition, he is the holder on placekicks. Masthay, who hopes to join the Peace Corps and serve in Africa, has been named to the national Good Works Team for his extensive community service.

## THE OFFENSE

- Kentucky has a new look on offense following the graduation of six starters from 2007, including some of the most productive players in school history. Kentucky has new regulars at quarterback, both wide receivers, tight end, tailback, center and right guard.
- Kentucky is seventh in the SEC in scoring offense. The Wildcats are averaging 23.5 points per game.
- Under Rich Brooks, Kentucky is 22-5 when scoring 30 or more points in a game. UK has won 17 of the last 20 games when scoring 30 or more points.
- UK scored 41 points vs. WKU, marking the first time the Wildcats scored over 40 points since falling to Tennessee in four overtimes, 52-50.
- UK rushed for 297 yards vs. Norfolk State, the most rushing yards since 355 vs. Indiana in 2004.
- The Wildcats rolled up a school-record 475 points last season.

## REBUILDING THE ATTACK

In addition to the graduation of some of the top offensive performers in school history (QB André Woodson, TB Rafael Little, TE Jacob Tamme, WR Keenan Burton, WR Steve Johnson), the Wildcats also have lost WR Dicky Lyons, WR DeMoreo Ford and TB Derrick Locke for the season because of injuries.

Factoring in the loss of Lyons, Ford and Locke, along with the graduation losses, Kentucky has less than one percent of its passing yardage back from the 2007 team, six percent of the receiving yardage and 33 percent of

the rushing yardage back from a year ago.

## QUARTERBACKS

- Sophomore Mike Hartline started the first eight games. He had his best game against Middle Tennessee, completing 28 of 47 passes for 254 yards, all career highs, while winning SEC Offensive Player of the Week honors.
- Hartline also was heroic vs. Arkansas after throwing two touchdown passes to freshman Randall Cobb in the final 4:15 to rally the Wildcats to a 21-20 win over the Razorbacks. He finished completing 17-of-32 passes for 239 yards and a career-best three TDs.
- Hartline threw 98 consecutive passes without a pick (dating back to last season) until being intercepted in the first quarter vs. WKU.
- Freshman athlete Randall Cobb earned his first collegiate start at wide receiver vs. Norfolk State but entered the game as the quarterback late in the first quarter. It marked the first time since Dusty Bonner in 1997 that a true freshman was UK's signal-caller. Cobb scored a rushing touchdown in his first two series behind center and threw a 14-yard TD pass to Dicky Lyons on his third possession. He finished the day completing 6-of-11 passes for 87 yards with one touchdown, rushing for 49 yards on eight attempts with two TDs.
- Cobb earned his first collegiate start at quarterback vs. Mississippi State becoming the first Kentucky freshman to garner an SEC road win since freshmen became eligible to play in the early 1970s. He rushed the ball 12 times for 31 yards and a touchdown. He also completed seven of his 13 passing attempts for 56 yards and the game-winning touchdown.
- Against Georgia, Cobb rushed 18 times for 82 yards and three touchdowns, all career highs. He also completed 12-of-20 passes for a career-high 105 yards. Cobb doubled his rushing touchdown total to six on the year. Cobb became the first Wildcat to rush for three touchdowns since Rafael Little vs. Vanderbilt on November 12, 2005.

## RUNNING BACKS

- Despite the departure of two-time 1,000-yard rusher Rafael Little, Kentucky has plenty of experience and speed at the tailback spot with senior Tony Dixon, junior Alfonso Smith and sophomore and Moncell Allen. Sophomore Derrick Locke is out for the season with a knee injury.
- Locke and Smith are the speediest of the bunch. Locke was clocked at 4.21 seconds in the 40-yard dash in March on Pro Day, with Smith right with him at 4.24 seconds.
- During the Norfolk State game, Dixon became the 30th player in school history to go over 1,000 yards in a career. He now has 1,245 yards as a Wildcat and ranks in 22nd place in school history.
- Locke is the team's leading rusher with 303 yards, including a career-long 68-yard dash vs. Norfolk State. It was the longest TD run for UK since Quentin McCord's 80-yard TD in 1998. His 96 total yards were a career high.
- Smith has 667 rushing yards in his career with an average of 4.7 per carry. He had a career-long 35-yard touchdown run vs. Western Kentucky. Smith showed his improvement in pass receiving with five catches for 108 yards in the win over Arkansas, including a 71-yard catch-and-run TD.
- Allen scored his first collegiate TD on a three-yard run vs. Norfolk State and rushed for a career-best 71 yards on seven attempts. He also scored vs. WKU on a two-yard pass from Hartline. Against Arkansas, Allen totaled a career-high seven rushes for a team-leading 46 yards.
- Quarterback Randall Cobb has six rushing TDs this season and is UK's fourth-leading rusher with 222 yards and 4.2 yards per carry.
- Kentucky rushed for a season-high five touchdowns vs. Georgia. The last time UK rushed for five or more touchdowns in a game was six against Kent State last season. The last time UK rushed for five or more touchdowns in an SEC game was five against Vanderbilt in 2005.
- Kentucky rushed for 226 yards on 56 carries vs. Georgia, the most for the Wildcats in an SEC game since UK got 228 rushing yards vs. Vanderbilt in 2002.
- Randall Cobb, Tony Dixon and Alfonso Smith all rushed for 60 yards or more against Georgiam, marking the first time UK had three rushers with 60 or more yards in a game since Sept. 7, 2002 vs. Texas-El Paso. The last time UK had three rushers over 60 yards in an SEC game was against LSU in 1995.

## MASTHAY HELPING FIELD POSITION

With the help of kicker Tim Masthay, Kentucky ranks second in the SEC in kickoff coverage with 47.4 net yards per kickoff.

Masthay led the SEC last season with 23 touchbacks and is on pace to surpass that total as 20 of his 48 kicks have been touchbacks already this season.

Masthay also is the team's and the SEC's leading punter, averaging 45.9 yards per punt. In 10 games, 11 of his 40 punts have been inside the 20-yard line.



## WIDE RECEIVERS/TIGHT ENDS

- Senior Dicky Lyons was UK's most experienced wide receiver with 141 catches for 1,752 yards and 18 touchdowns in his career, but now that he is out with a career-ending knee injury, the remainder of the receiving rotation is under contention.
- Seventeen different players have caught at least one pass this season.
- With UK's top two receivers out with season-ending knee injuries (Lyons and Locke), freshman Randall Cobb leads the receiving corps with 21 catches for 197 yards and two touchdowns. He caught two TD passes in the final four minutes vs. Arkansas.
- Sophomore Kyrus Lanxter earned his first career start at wide receiver vs. Georgia. He had a career-high four receptions for 25 yards.
- At tight end, T.C. Drake and Maurice Grinter are filling the spot vacated by two-time All-SEC performer Jacob Tamme.
- T.C. Drake has 10 catches for 171 yards. He averages 17.1 yards per catch. Drake caught four passes for 82 yards against Middle Tennessee, both career highs.
- Grinter has caught two touchdown passes this season. His three-yard TD catch at Mississippi State was the game-winning score.

## OFFENSIVE LINE

- In addition to the ball-carrying positions, UK also is doing some rebuilding in the offensive line after losing two starters and the top reserve

from last season.

Guard Zipp Duncan and tackles Garry Williams and Justin Jeffries are returning starters. Junior Jorge Gonzalez saw his first collegiate start at center vs. Louisville while senior Jess Beets got his first career start at right guard.

- Injuries are hitting the line hard. Guard Christian Johnson, a projected starter, has missed the entire season because of a back injury. Beets incurred a knee injury at Mississippi State and is out for the season.

• Because of the injuries, UK's starting offensive line (Williams, Duncan, Gonzalez, Beets and Jeffries) was together for only three games. All three of those games -- Louisville, Western Kentucky and Mississippi State -- were Wildcat victories.

- The offensive line leads the SEC and ranks tied for 9th nationally in the sacks against category, allowing only 10 sacks this season.

• Seven of the 10 offensive linemen in UK's depth chart are from the Commonwealth of Kentucky: Garry Williams (Louisville), Billy Joe Murphy (Gamaliel), Zipp Duncan (Magnolia), Michael Williams (Richmond), Stuart Hines (Bowling Green), Justin Jeffries (Louisville) and Brad Durham (Mount Vernon).

• Redshirt freshman Billy Joe Murphy has been the utility man of the Wildcat line. He received his first career start at left tackle vs. Norfolk State in place of the injured Garry Williams. He also started at right tackle against Alabama in place of the injured Jeffries. In addition, he has been practicing at right guard.

• Sophomore Brad Durham received his first career start vs. South Carolina at the right tackle position. He also started vs. Arkansas and Florida.

## THE DEFENSE

• Kentucky currently ranks in the top 25 nationally in five different defensive categories, including 10th in turnovers gained, 13th in first downs allowed, T-14th in fumbles recovered, 20th in third-down efficiency defense and 23rd in sacks.

• The Wildcats got the season off to a good start in the 27-2 win over Louisville. Kentucky's defense garnered five turnovers in the game, three interceptions plus two fumble recoveries that were returned for touchdowns by Ashton Cobb and Myron Pryor. The last time that Kentucky had two defensive touchdowns in the same game was Sept. 27, 1986, in a 20-17 win over Cincinnati, when Chris Chenault and David Johnson had interception returns for touchdowns.

• Through the first two games, UK did not allow a TD. The last time UK did not surrender an offensive TD for two straight games was in 1993 (Vanderbilt, East Carolina). The last time UK did not surrender any touchdown for two consecutive games was in 1978 (Virginia Tech, Vanderbilt).

• Kentucky has limited eight of its 10 opponents to 24 or fewer points this season. The last time that happened was 1979, when all 11 opponents were held to 23 or fewer points.

## TRACKING THE SACK LEADERS

2008	Career
Jeremy Jarmon - 3.5	16.5
Myron Pryor - 3.5	10.5
Ventrell Jenkins - 2.5	9.5
Corey Peters - 3.0	6.5
Braxton Kelley - 3.0	5.5
Johnny Williams - 4.0	4.0
Ricky Lumpkin - 1.0	2.5
Micah Johnson - 1.5	1.5
Matt Lentz - 1.0	1.0
Sam Maxwell - 1.0	1.0
Robbie McAtee - 1.0	1.0
Shomari Moore - 1.0	1.0
<b>Total: 25</b>	<b>60.5</b>

## 2008 DOUBLE-FIGURE TACKLERS

2008	Career
<b>Braxton Kelley - 3</b> (13 vs. Alabama, 15 vs. Arkansas, 11 vs. Florida)	
<b>Micah Johnson - 2</b> (12 vs. South Carolina, 15 vs. Arkansas)	

## NATIONAL AWARD WATCH LISTS



**JEREMY JARMON**  
Ronnie Lott Trophy  
 (nation's best defensive player)  
Ted Hendricks Award  
 (nation's best defensive end)



**TREVARD LINDLEY**  
Chuck Bednarik Award  
 (nation's best defensive player)  
Bronko Nagurski Award  
 (nation's best defensive player)  
Jim Thorpe Award  
 (nation's best defensive back)



**GARRY WILLIAMS**  
Outland Trophy  
 (nation's best interior lineman)



**TIM MASTHAY**  
Danny Wuerffel Trophy  
 (combination of academic success, fball performance, & exemplary community leadership)  
NCAA Top VIII  
 (combination of academic success, fball performance, & exemplary community leadership)

## UK'S PRONUNCIATION GUIDE

**Eric Adeyemi:** ad-uh-YEM-ee  
**Moncell Allen:** mon-CELL  
**Jacob Dufrene:** du-FRANE  
**Antwane Glenn:** AN-twon  
**Jorge Gonzalez:** same as "George"  
**Osaze Idumwonyi:**  
 o-SAH-zay id-oom-WAH-ee  
**Ventrell Jenkins:** ven-TRELL  
**DeAunte Mason:** dee-AUN-tay  
**Tim Masthay:** MAS-tay  
**Greg Meisner:** MICE-ner  
**Shomari Moore:** sho-MAR-ee  
**Anthony Mosley:** MOSE-lee  
**Charles Mustafaa:** moo-STAH-fah  
**Nii Adjei Oninku:**  
 KNEE ad-JAY o-NIN-coo  
**Cartier Rice:** CAR-tee-ay  
**Matt Roark:** RO-ark  
**Michael Schwindel:** shwin-DELL  
**Lones Seiber:** LONE-us SEE-ber  
**Taiedo Smith:** ty-EE-doe  
**Danny Trevathan:** trev-A-than  
**Ryan Tydlacka:** tid-LOTCH-ka  
**Collins Ukwu:** OOK-woo  
**Dave Ulinski:** u-LIN-skee

- UK's defensive prowess has truly been a team effort. A total of 21 players have contributed a tackle for loss, 12 have recorded a sack, 12 have a forced fumble and six have an interception.
- The Wildcats held Arkansas to only 94 yards passing. It was the third opponent that UK has held under 100 yards passing. UK held Norfolk State to 97 passing yards and Western Kentucky to just 15 yards.
- The Kentucky defense has limited five opponents to 75 yards or less on the ground this season. Mississippi State ran for just 43 yards, the lowest output since UK held Middle Tennessee to a season-low 31 yards on Sept. 13.

### Opponent - Rushing Yards (UK Result)

Louisville - 53 (W)  
 Norfolk State - 67 (W)  
 MTSU - 31 (W)  
 South Carolina - 74 (L)  
 Mississippi State - 43 (W)

## TAKEAWAY PARTY

Kentucky currently is third in the SEC and 33rd nationally in the crucial category of turnover margin at +6. The Wildcats have had at least one takeaway in the last 13 games, including a season-high five vs. Louisville.

## DEFENSIVE NUMBERS IMPROVING

Kentucky's defensive yardage allowed has shown significant progress during the last two seasons. The advancement coincided with the maturing of a young group of players along with the appointment of Steve Brown as defensive coordinator in 2007.

Year	Total Def. Per Game	NCAA Rank
2006*	453.4	118th
2007	397.2	67th
2008	324.5	38th

\*under the previous defensive coordinator

Year	Scoring Defense -- NCAA Rank
2006*	99th
2007	80th
2008	33rd

\*under the previous defensive coordinator

## UK IN THE SEC/NCAA STATS

	SEC	NCAA	Stat
Scoring Offense	7th	74th	23.50
Scoring Defense	7th	33rd	20.10
Pass Offense	8th	95th	178.90
Pass Defense	9th	50th	195.90
Kickoff Returns	2nd	6th	26.74
Rushing Offense	8th	73rd	135.80
Rushing Defense	8th	48th	128.60
Total Offense	9th	101st	314.70
Total Defense	9th	38th	324.50
Punt Return Avg.	8th	48th	9.85
Punting	9th	60th	35.11
Turnover Margin	3rd	33rd	+6.0
First Downs	7th	96th	173
Opp. First Downs	6th	13th	155
Sacks By	2nd	23rd	2.60
Pass Efficiency	11th	110th	102.16
Pass Defense Efficiency	8th	38th	115.40
4th Down Conv.	T-5th	T-46th	50.0 [6-12]
3rd Down Conv.	12th	105th	31.8 [49-154]
Opp. 3rd Down Conv.	6th	20th	32.2 [46-143]
Sacks Against	1st	9th	1.00
Penalty Yardage Avg/game	3rd	23rd	41.8
Opp. Penalty Yardage	1st	N/A	60.7
Red-zone Offense	10th	T-110th	69.4 [25-36]

## CATS IN THE STATS

	SEC	NCAA	Stat
Points Responsible For	-	-	-
Passing Yds.	-	-	-
Passing Yds/Game- Hartline	8th	-	154.2
Pass Efficiency - Hartline	11th	-	101.46
Total Offense - Hartline	8th	89th	154.56
R. Cobb	17th	-	74.62
Receptions - R. Cobb	20th	-	2.62
Receiving Yds.	-	-	-
Rushing- Dixon	24th	-	28.70
R. Cobb	25th	-	27.75
Interceptions- McClinton	T-4th	T-24th	0.44
Lindley	T-4th	T-24th	0.44
Punting-Masthay	1st	3rd	45.92
Punt Returns	-	-	-
Kick Return Avg.	-	-	-
Scoring - R. Cobb	T-11th	-	6.00
Seiber	T-14th	-	5.00
Dixon	T-25th	-	3.60
Scoring TDs	-	-	-
Scoring (Kick)	-	-	-
Field Goals - Seiber	10th	T-90th	0.70
Tydlacka	13th	-	0.33
Field Goal Pct.	-	-	-
All Purpose	-	-	-
Sacks- J. Williams	11th	-	0.40
Pyror	T-12th	-	0.39
Jarmon	T-16th	-	0.35
Kelley	T-21st	-	0.30
Peters	T-21st	-	0.30
Tackles - Johnson	8th	T-78th	7.88
Kelley	10th	-	7.40
Tackles For Loss - Johnson	4th	T-49th	1.13
Pyror	T-11th	-	0.83
Jarmon	T-21st	-	0.70

## INTERCEPTION STREAK

Kentucky has tallied 12 interceptions (fifth in the SEC) this season and has at least one pickoff in 11 of the last 13 games, dating back to last season.

The UK defense has 12 picks by six different players. Cornerback Trevard Lindley and free safety Marcus McClinton lead UK and are tied for fourth in the SEC and 24th nationally with four apiece. Strong safety Matt Lentz and cornerbacks Shomari Moore, David Jones and Robbie McAtee all have one each.

## THE FRONT FOUR

- The starting line, tackles Myron Pryor and Corey Peters and ends Jeremy Jarmon and Ventrell Jenkins, have combined for 84 tackles for loss and 41.5 quarterback sacks in their careers.

- Jarmon was the leader of the Wildcat line last season with 62 tackles, including nine sacks. He currently has 7.0 tackles for loss, 3.5 sacks, five pass breakups and four quarterback hurries. Jarmon has 16.5 career sacks and needs 0.5 more to jump into the top four on UK's career list.

- In the second quarter vs. Louisville, Myron Pryor caused a fumble that Ashton Cobb returned 28 yards for a touchdown. Pryor also combined with Micah Johnson to stop Louisville on a 4th and-1 play. In the fourth quarter, Pryor picked up a fumble and jetted 72 yards for a touchdown. He was named SEC Defensive Player of the Week for that performance.

Pryor currently ranks second on the team in tackle for loss with 7.5 and sacks with 3.5.

- Corey Peters recorded a career-high two sacks vs. WKU. He has 6.5 TFL and 3.0 sacks this season.

- Senior defensive end Ventrell Jenkins posted two sacks for a total loss of 18 yards vs. Mississippi State. He has 9.0 career sacks.

- Linebacker Johnny Williams also sees spot duty at defensive end in pass-rush situations. He has excelled in that role with a team-high 4.0 quarterback sacks this season. He ranks tied for eighth in the SEC in sacks.

## LINEBACKERS

- The Wildcats linebackers are led by Braxton Kelley, who has 264 tackles in his career. Kelley played his first game at weakside linebacker vs. Louisville after starting at middle linebacker the last three seasons. He currently leads the team and ranks tied for fifth in the SEC in tackles with 74.

Kelley has made at least three tackles in 22 consecutive games and charted a career-best 15 vs. Arkansas. He followed that game with a team high 11 tackles vs. Florida. It was his eighth career and third game of the season with double-figure tackles.

At WLB, Kelley replaces his old friend and longtime teammate Wesley Woodyard, who led the SEC with 139 tackles last season. Woodyard is now with the Denver Broncos.

- Talented junior Micah Johnson moved into Kelley's spot in the middle and did well in his new role. Johnson is the team's second-leading tackler with 63 stops despite missing two games with injury. He set a career high with 15 tackles vs. Arkansas after totaling 12 vs. South Carolina. He ranks eighth in the SEC in tackles per game. He has nine tackles for loss. His average of 1.12 tackles for loss per game is fifth in the SEC.

He has led the Wildcats in tackles six games this season.

- Johnny Williams heads into his third season as a starter at strongside linebacker. Williams also is seeing spot duty at defensive end as a pass-rush specialist and has a team-high 4.0 sacks in that role. He recorded a career high-tying eight tackles

## DID YOU KNOW?

### SOPHOMORE RB MONCELL ALLEN

- Originally from New Orleans, his family was displaced by Hurricane Katrina in 2005 and now lives in Charlotte, N.C.
- Nickname is "Turtle"

### JUNIOR SS ASHTON COBB

- Is one of 11 children from parents Wayne Bradley and Gayle Barnard Cobb

### SOPHOMORE QB WILL FIDLER

- Had three brothers who played college football; a cousin, Luke Petitgout, was a nine-year offensive tackle in the NFL

### SENIOR CB AHMAD GRIGSBY

- Married, wife's name is Keesha Rucker
- Has two brothers playing college football; Marcellous is a senior running back at Temple and Nic is a sophomore running back at Arizona

### SOPHOMORE QB MIKE HARTLINE

- His brother, Brian, is a wide receiver at Ohio State

### JUNIOR DE JEREMY JARMON

- A political science major who aspires to enter public service, perhaps in politics or in the FBI
- Also a budding actor, in April he played a lead role in the UK Theater production of the play "Weak/Side/Help"; in high school he played a lead in two plays, including Colonel Jessep (the Jack Nicholson role) in "A Few Good Men"

### SENIOR OG CHRISTIAN JOHNSON AND SOPHOMORE LB MICAH JOHNSON

- Only set of brothers on the UK football team
- Comes from a military family ... Have lived in seven different states ... Father, Nathaniel "Skip" Johnson is a Lieutenant Colonel in the U.S. Army, served a tour of duty in Iraq, and is now stationed in Virginia ... Skip played football at Bishop College

vs. Alabama. He also totaled eight stops at Arkansas in 2007.

## SECONDARY

- Safeties Marcus McClinton and Matt Lentz and cornerbacks David Jones and Trevard Lindley give the Wildcats a capable secondary.

- In addition to the starters, the coaching staff is excited about the depth of veteran players and talented newcomers.

- Cornerback Trevard Lindley, who holds the school record for career pass breakups (32), leads in second in the SEC and is tied for 12th in the nation in total passes defended. He has charted nine pass breakups, including three against Alabama, and four interceptions this season. Against South Carolina, he intercepted USC's Chris Smelley and returned it 28 yards for a touchdown. It was his second career touchdown but first interception return for a TD.

### SENIOR LB BRAXTON KELLEY

- One of three Wildcats from LaGrange (Ga.) HS, along with WR DeMoreo Ford and CB Randall Burden
- Has a fraternal twin brother, Brandon, who is a defensive lineman at Tusculum College in Greeneville, Tenn.

### SOPHOMORE RB DERRICK LOCKE

- Came to UK as a dual-sport athlete, originally signing a track scholarship
- Competes for the UK track and field team as a long jumper, breaking the UK school outdoor record as a freshman with a leap of 25 feet, 3 1/4 inches
- Earned indoor All-America honors in 2008 and was the SEC Indoor Freshman Field Athlete of the Year
- Timed at 4.21 seconds in the 40-yard dash on Pro Day

### SENIOR WR DICKY LYONS JR.

- Son of Dicky Lyons Sr., one of the greatest players in Kentucky history
- Lyons Sr. and Jr. are believed to be the only father-son duo in NCAA history that have each caught a touchdown pass of 80 or more yards
- Engaged to be married to girlfriend Mindy

### SENIOR P/ K TIM MASTHAY

- Second-team Academic All-America last season
- Extremely active in community service; took a educational/service trip to Ghana in May and hopes to join the Peace Corps (working in Africa) after graduation
- Engaged to be married to girlfriend Amanda

### SENIOR FS MARCUS MCCLINTON

- Aspiring singer and songwriter ... Has made his own music videos ... Wrote and performed "We Believe," the UK theme song and pregame video for the 2006 and 2007 seasons
- Engaged to be married to girlfriend Theresa

- Safety Marcus McClinton also has a team leading four interceptions (vs. Louisville, Middle Tennessee, Alabama, and Arkansas). Along with Lindley, he is tied for fifth in the SEC and 24th nationally in that category.

- Freshman strong safety Matt Lentz got an interception in his first collegiate game during the fourth quarter against U of L. He earned his first collegiate start vs. WKU and totaled four tackles.

- Cornerback Shomari Moore picked off a Chris Smelley pass in the first quarter against USC. It was his first interception of the season and fourth of his career. Moore also forced a fumble in the second quarter which was recovered by teammate Johnny Williams.

- Senior cornerback David Jones charted his first career interception vs. Arkansas.

- Senior cornerback Robbie McAtee made his first career interception with 49 seconds remaining, picking off MSU's Tyson Lee on the

## KENTUCKY IN OVERTIME

Kentucky has a 2-3 record in overtime games. Here are the results:

- Oct. 4, 1997: Kentucky 40, Alabama 34 (home, 1 OT)
- Sept. 2, 2000: Louisville 40, Kentucky 34 (away, 1 OT)
- Nov. 1, 2003: Arkansas 71, Kentucky 63 (home, NCAA record 7 OT)
- Oct. 13, 2007: Kentucky 43, LSU 37 (home, 3 OT)
- Nov. 24, 2007: Tennessee 52, Kentucky 50 (home, 4 OT)

Bulldogs' final play from scrimmage. McAtee's career highlight came in the Middle Tennessee State game when he tackled a Blue Raider on the one-yard line to save a 20-14 Wildcat victory.

## SPECIAL TEAMS

- UK's kicking game is in good hands -- or perhaps, feet -- in 2008.

Senior Tim Masthay was UK's Special Teams Player of the Year last season. He averaged 39.8 yards per punt a year ago. As the team's kickoff man, he led the SEC with 23 touchbacks and he also was the holder for record-setting placekicker Lones Seiber.

Seiber, a junior, is in his third season as the Wildcats' PAT kicker. He tallied 99 points last season, setting the school record for most points by a kicker.

Ryan Tydlacka, a redshirt freshman, serves as UK's "pooch" punter and also has attempted some field goals.

- Masthay leads the SEC in punting, averaging 45.9 yards per punt. He averaged 52.7 yards per punt vs. Middle Tennessee, the best game of his career.
- Masthay has continued his excellent kickoff work this season as 20 of his 47 kickoffs have been touchbacks.
- Kentucky ranks second in the SEC in kickoff coverage behind South Carolina, averaging 47.4 net yards per kickoff.
- Kicker Lones Seiber has made 34-of-58 field goals in his career and 7-of-14 this season.
- Kicker Ryan Tydlacka went 2-for-2 on his field goals (45 and 33) vs. WKU, the first attempts of his career. Against South Carolina, he nailed a career long 51-yard field goal, marking UK's first 50-plus yard field goal since 2004. He currently is 3-of-6 this season.
- Tydlacka has done a great job as the Wildcat "pooch" punter. He has landed 12 of his 18 punts inside the 20-yard line.
- Freshman Matt Roark has used his 6-6 height advantage to be a force on special teams. Roark has deflected two kicks this season - a Louisville field goal attempt in the first quarter and a game-deciding extra point vs. Mississippi State in the fourth quarter.



*Four current Wildcats (from left) - Nii Adjei Oninku, Shomari Moore, Robbie McAtee and J.J. Housley - have already graduated as they play their final season of football at UK.*

## KICKOFF RETURNS AMONG NATION'S BEST

Kentucky ranks second in the SEC and 15th nationally in kickoff returns, averaging 26.7 yards per return. Derrick Locke became the fifth Wildcat to return a kickoff 100 yards for a touchdown when he did it against WKU. The four others were Keenan Burton (9/3/06); Derek Abney (9/28/02); Craig Yeast (9/26/98) and Kurt Johnson (10/28/89). He averaged 28.5 yards per return this season.

After Locke was lost for the season because of injury, freshman Winston Guy has emerged as a capable kickoff returner. Guy has four returns for a 44-yard average, including a 96-yard jaunt vs. Georgia that set up a touchdown. It was the longest non-scoring kickoff return in school history.

## MORE SPECIAL TEAM NOTES

- Under Coach Rich Brooks, Kentucky has blocked 24 kicks in six seasons.
- In 2005, Kentucky was the only team that ranked in the nation's top five in both kickoff and punt returns.
- In 2006, Kentucky was the only team that ranked in the nation's top 10 in both kickoff and punt returns.
- Kentucky led the SEC in net kickoff coverage in 2007 and is currently second in net kickoff coverage in 2008.
- Including 2008, Kentucky has had a better net punting average than the opponent for five consecutive seasons.

## MORE ON THE WILDCATS

### MID-SEASON HONORS FOR THE WILDCATS

Cornerback Trevard Lindley, defensive end Jeremy Jarmon, defensive tackle Myron Pryor, linebacker Braxton Kelley, offensive tackle Garry Williams, linebacker Micah Johnson and kick returner Derrick Locke received mid-season honors from CollegeFootballNews.com and Phil Steele's College Football.

Lindley was named first-team mid-season All-America by CFN and third-team All-America by Steele. Defensive tackle Myron Pryor was

picked as honorable-mention All-America by CFN.

Steele also chose a mid-season All-SEC team, featuring Lindley and Jarmon on the first team, Williams, Pryor and Kelley on the second team, and Johnson and Locke on the third team. Alabama's Nick Saban is CFN's mid-season SEC Coach of the Year, with UK's Rich Brooks also mentioned in the analysis.

"Oh sure, Vanderbilt's Bobby Johnson appears to be the obvious choice here, and Kentucky's Rich Brooks, after all the players he lost, probably deserves it, but (Saban is selected) for taking Alabama from good to national title good about a year ahead of pace," wrote Pete Fiutak of CFN.

## COBB HONORS LYONS, WEARS NO. 12 VS. ARKANSAS

Freshman wide receiver/quarterback Randall Cobb wore jersey No. 12 during the Arkansas game in honor of wide receiver Dicky Lyons, whose University of Kentucky career was ended by injury against South Carolina.

"Dicky was my role model even before I got here," Cobb said of his request to wear 12, which was approved by Coach Rich Brooks. "There are a lot of things that he taught me and all the wide receivers," Cobb said. "He's a person we look up to and can talk to about anything, not just football."

Lyons sustained a knee injury during the South Carolina game, ending the collegiate career of the Wildcat senior. Lyons has caught 141 passes for 1,752 yards and 18 touchdowns during his time at UK.

"He (Randall) called me and asked about wearing my number and I told him, 'The honor's all mine,'" Lyons said. "He told me how much I meant to him and appreciated what I had done for him. To have someone want to do that means a lot."

Cobb put up Lyons-like numbers against the Razorbacks. He finished with five catches for 73 yards and two touchdowns in the amazing fourthquarter comeback, including the game-

winner with 2:21 left. He also connected on 2-of 3 passes for 45 yards and returned three punts for 24 yards.

Like Lyons, Cobb is proving to be a fearless blocker as he threw a key block to an Arkansas defender to allow Alfonso Smith to race 71 yards for his first receiving touchdown of the season. Cobb was chosen SEC Freshman of the Week for his performance.

After the game, the always-quotable Lyons said, "Since he was wearing my number, those catches and touchdowns are added to my stats, right?"

## MASTHAY NAMED TO NATIONAL GOOD WORKS TEAM; PLANS TO WORK IN AFRICA

Kicker Tim Masthay was named to the 2008 Allstate Good Works Team selected by the Allstate Insurance Company and the American Football Coaches Association. He is one of only 11 Division I-A players named to the team in honor of their community service.

Masthay has been very active in the "Cats That Care" service program during his four years as a Wildcat. With hopes to one day serve in the Peace Corps in Africa, Masthay traveled to the African country of Ghana for an educational and service trip in May, where he helped paint a school. He is a frequent volunteer at the American Cancer Society Hope Lodge, where he transports guests to and from medical appointments and answers phones. He also has volunteered and donated his time and money to several other causes across the Commonwealth, including American Cancer Society Relay for Life, FreeStore Food Bank's 5K Hunger Run/Walk, AirOne Radio Food Drive, Save Darfur Coalition, St. Jude's Children's Hospital, and the Circles of Influence program at Southland Christian Church.

Masthay is the 10th Wildcat in school history to earn a spot on the National Good Works team, tying Kentucky with Georgia for second all-time in that category. He joins an elite list including Doug Pelfrey (1992), Leon Smith (1994), Kurt Supe (1996), Jimmy Carter (1998), Seth Hanson (1999), Matt Layow (2000), Antonio Hall (2002), Antoine Huffman (2004), and Jacob Tamme (2006).

## UK TIED FOR NATION'S THIRD-LONGEST NON-CONFERENCE WIN STREAK

Kentucky's 41-3 win over Western Kentucky on Sept. 27 was UK's 13th consecutive non-conference victory which ties the nation's third-longest streak in the nation with Georgia.

It is Kentucky's longest non-conference win streak since a 17-game stretch from 1954-60.

Here is the list of the nation's top active streaks.

## Active Winning Streaks vs. Non-Conference Opponents, Including Bowl Games

(through games of Nov. 8, 2008; minimum 10 consecutive wins):

School Wins/Games Remaining  
Boston College: 21 (none)

Louisiana State: 17 (Nov. 15 Troy)

Georgia: 13 (Nov. 29 Georgia Tech)

Kentucky: 13 (none)

Texas: 12 (none)

Texas Tech: 11 (none)

Southern California: 10 (Nov. 29 vs. Notre Dame)

Penn State: 10 (none)

## GONE TO THE NFL

The Kentucky coaching staff is developing replacements for some of the most productive players in school history:

- QB André Woodson, the No. 2 passer in school history, threw for 3,709 yards and an SEC-record 40 TD passes last season.
- TB Rafael Little was a two-time 1,000-yard rusher and is the No. 3 rusher in school history.
- Two-time first-team All-SEC tight end Jacob Tamme caught 133 passes in his career, the No. 5 pass catcher in school history.
- WR Keenan Burton is the No. 4 receiver in school history with 189 catches.
- WR Steve Johnson had a great senior season with 1,041 receiving yards and 13 touchdowns.
- Two-time first-team All-SEC Wesley Woodyard led the SEC in tackles last season with 139 stops.

## FIVE WILDCATS ON COACHES' PRESEASON ALL-SEC TEAM

Five Wildcats – offensive tackle Garry Williams, defensive end Jeremy Jarmon, cornerback Trevard Lindley and linebackers Braxton Kelley and Micah Johnson – were chosen for the Coaches' Preseason All-Southeastern Conference Team announced by the league office.

Williams, Jarmon and Lindley were named to the second team, while Johnson and Kelley are third-team selections:

- Williams, a senior from Louisville, is the team's most experienced offensive lineman and has started the last 25 games at left tackle. He earned second-team All-SEC honors by league coaches for the 2007 season.
- Jarmon, a junior from Collierville, Tenn., totaled 62 tackles last season, including 13.5 tackles for loss. He had nine quarterback sacks, ranking fourth in the SEC in that category. He was named first-team All-SEC by Rivals.com and second-team All-SEC by league coaches last season.
- Lindley, a junior from Hiram, Ga., led the team last season with three interceptions and 11 pass breakups and also scored a touchdown on a fumble return in the win at Arkansas. He was third-team All-SEC in 2007 by Phil Steele's College Football.
- Kelley, a senior from LaGrange, Ga., has 189 career tackles, including 63 last season. His best-known play was his game-winning tackle in the third overtime of the win over LSU, halting the Tiger running back one yard short on fourth-and-two.
- Johnson, a junior from Ft. Campbell, Ky., made 58 tackles last season, including four for loss. He also had two interceptions, returning one for a touchdown.

## INDIVIDUAL LEADERS

### PASSING

**UK**  
Mike Hartline (148-273-7-1388-8)  
Randall Cobb (37-66-3-375-2)

**Vanderbilt**  
Mackenzi Adams (56-108-6-619-5)  
Chris Nickson (43-84-2-378-5)

### RUSHING

**UK**  
Derrick Locke (63-303-1)  
Tony Dixon (83-287-6)

**Vanderbilt**  
Jared Hawkins (114-487-3)  
Chris Nickson (84-351-6)

### RECEIVING

**UK**  
Dicky Lyons, Jr. (33-264-2)  
Derrick Locke (23-195-1)

**Vanderbilt**  
Sean Walker (26-386-3)  
Brandon Barden (18-162-2)

### TACKLES

**UK**  
Braxton Kelley (74)  
Micah Johnson (63)

**Vanderbilt**  
Patrick Benoist (78)  
Chris Marve (74)

## TOUGH SCHEDULE

As is customary for the Wildcats, Kentucky again plays one of the nation's toughest schedules in 2008 as six opponents played in bowl games a year ago. Three ranked teams have been featured on Kentucky's upcoming slate, according to this week's AP poll - Alabama (No. 1), Florida (No. 3) and Georgia (No. 13). South Carolina, Vanderbilt and Tennessee also have been ranked this season.

## LINDLEY ON NAGURSKI AWARD WATCH LIST

Cornerback Trevard Lindley has been named to the watch list for the 2008 Bronko Nagurski Award, given to the nation's top defensive player.

Lindley's excellent quickness and anticipation make him an outstanding cover man. He had three interceptions and 11 pass breakups last season, leading the team in both categories, and was named third-team sophomore All-America by CollegeFootballNews.com. He also is aggressive in run support and was second on the team in tackles a year ago – an unusual feat for a cornerback.

Lindley (Hiram, Ga.) has made his biggest plays in the biggest games:

- Game-clinching interception in win over Georgia as a freshman
- Acrobatic endzone interception plus a fumble recovery in the Music City Bowl win over Clemson
- Interception and long return on first play of the game in win over Louisville
- Interception in win over No. 1 LSU
- Career-high eight tackles and an interception that helped send the Tennessee game into

overtime

- Caused a fumble and had a career-high three pass breakups in Music City Bowl triumph over Florida State.

The Nagurski Award is selected by the Football Writers Association of America and presented by the Charlotte (N.C.) Touchdown Club.

## **WILLIAMS ON OUTLAND TROPHY LIST**

Offensive tackle Garry Williams has been named to the preseason watch list for the prestigious Outland Trophy, given to the best interior lineman in college football.

Williams, a senior from Louisville, Ky., has been a two-year starter at left tackle with the responsibility of protecting the blind side of now-departed quarterback André Woodson. He was named second-team All-Southeastern Conference by league coaches last year. He also was the SEC Offensive Lineman of the Week for his performance in the win over Florida Atlantic.

Williams has been part of the UK offense which has increased its production of points and yardage for three consecutive seasons. The Wildcats posted back-to-back championships of the 2006 and 2007 Gaylord Hotels Music City Bowl.

The Outland Trophy is selected by the Football Writers Association of America and has been awarded since 1946. In 1950, Kentucky's Bob Gain was the first SEC player to win the Outland.

## **CATSCELLANEOUS**

### **COACHING CHANGES**

Coaching changes from last season include:

- Chris Thurmond, whose coaching experience includes a stint in the SEC at Alabama, replaced David Lockwood as UK's defensive backs coach.
- Former UK center Matt McCutchan has rejoined his alma mater as a graduate assistant coach. McCutchan works with the offense, and his duties include analysis of opponent film, preparing scouting reports, conducting "self scout" of UK tendencies, overseeing the offensive scout team, and assisting with on-campus recruiting. He also will help coach the Wildcat offensive line.

### **PHILLIPS NAMED UK COACH OF THE FUTURE**

Joker Phillips, currently the offensive coordinator and wide receivers coach, has been designated as UK's head coach of the future by Director of Athletics Mitch Barnhart.

Phillips will take over when current head coach Rich Brooks leaves the position. Brooks, who has completed five years at Kentucky, received a contract extension that will take him through the 2011 season.

### **JARMON MAKING THE PLAY, ON AND OFF THE FIELD**

Junior defensive end Jeremy Jarmon, who earned All-SEC honors in 2007, was a busy man during the off-season.

In the midst of spring practice in April, Jarmon also played a starring role in the UK Theatre production of the play *Weak/Side/Help*. Jarmon received excellent reviews for his performance. In high school, Jarmon portrayed Col. Nathan Jessep – the Jack Nicholson role – in the play *A Few Good Men*.

A political science major, Jarmon is considering a career in a branch of public service.

"I knew he'd been a thespian in high school," Brooks said. "He has outstanding ability in that regard. He was concerned about playing the role of a guy using steroids and that kind of thing. I told him that it is a play, I don't have any problem with him doing that."

"I appreciate the talent of young men on my team that have the ability to do more than just play football, whether it's the academic side, the community service side, or playing two sports. This is like having another sport for him. I'm excited to see it."

### **DID YOU KNOW?**

- With Joker Phillips and Steve Brown as offensive and defensive coordinator, Kentucky is the first school in Southeastern Conference history to have African-Americans in those roles at the same time.
- The Kentucky cheerleaders did it again in January, winning an unprecedented 16th national championship – including 12 of the last 14 – at the annual Universal Cheerleaders Association competition.
- Wildcat superfan Jim Brown has an attendance streak of 409 consecutive home games through the Georgia game. He has seen every home game since 1938, with the exception of 1944 (military service, World War II). For more on Brown, see the feature story on page 140 of the UK football media guide.
- Kentucky is one of only 10 schools that have won an NCAA men's basketball championship while also having a claim on a national championship in football.

### **GOING TO THE CHAPEL**

One member of the Wildcat football team is married while three others are engaged to be married. Cornerback Ahmad Grigsby is married to Keesha Rucker. WR Dicky Lyons Jr., P Tim Masthay and FS Marcus McClinton are all set to tie the knot with their long-time girlfriends sometime in the near future.

### **FAMILY TIES AT KENTUCKY**

- WR DeMoreo Ford is the nephew of Quentin McCord, a Wildcat wide receiver in 1996 and 1998-2000.
- WR Dicky Lyons Jr. is the son of Dicky Lyons, Wildcat halfback in 1966-68.
- DT Shane McCord and LB Sam Maxwell are cousins.
- Christian and Micah Johnson are brothers.
- WR Aaron Boyd is the brother of former UK quarterback Shane Boyd, who is now with the Houston Texans.

- OL Dave Ulinski is the grandson of former Wildcat, Harry, a center/linebacker at UK from 1946-49. Ulinski is one of UK's retired jersey honorees.

- WR Matt Roark is the son of Ray Gover, a UK football letterman from 1985-88 as a defensive back and wide receiver.

- TE Gabe Correll is the grandson of Ray Correll, who played for the Wildcats in 1951-53 and is one of Kentucky's retired jersey honorees.

### **CATS IN THE NFL**

The 2008 NFL Draft turned out to be a successful one for the 2007 Wildcats. For the first time since 1993, four Wildcats were selected in the draft. Two Wildcats were selected in the fourth round, Jacob Tamme and Keenan Burton. Tamme was selected by the Indianapolis Colts as the 127th overall pick, and Burton followed as the 128th overall pick by the St. Louis Rams. Quarterback Andre' Woodson was selected by the New York Giants in the sixth round as the 198th overall pick. In the seventh round, Steve Johnson was selected as the 224th pick by the Buffalo Bills.

Three other 2007 Wildcats signed with NFL team's days after the draft was completed. Wesley Woodyard signed with the Denver Broncos and Rafael Little and Eric Scott signed with the Tennessee Titans.

There are currently 11 former Wildcats in the NFL. Six of the 11 are from the 2007 Wildcats roster, more than any other class of former Wildcats on an NFL roster. There are two 2002 Wildcats on current NFL rosters, Otis Grigsby, and Dewayne Robertson. There are two 2005 Wildcats in the NFL, Arliss Beach and Glenn Holt.

### **UK Football Players Currently on NFL Rosters:**

RB	Arliss Beach	2005	Houston Texans
WR	Keenan Burton	2007	St. Louis Rams
DE	Otis Grigsby	2002	Minnesota Vikings
WR	Glenn Holt	2005	Cincinnati Bengals
WR	Steve Johnson	2007	Buffalo Bills
RB	Rafael Little	2007	Tennessee Titans
DB	Marlon McCree	2000	Denver Broncos
DT	Dewayne Robertson	2002	Denver Broncos
TE	Jacob Tamme	2007	Indianapolis Colts
QB	Andre' Woodson	2007	New York Giants
OLB	Wesley Woodyard	2007	Denver Broncos



# 2008 GAME REVIEWS

# 1

## KENTUCKY 27, LOUISVILLE 2

### AUG 31, 2008



With senior tackle Myron Pryor leading the way, the Kentucky defense generated five turnovers, scored two touchdowns and set up another TD as the Wildcats posted a season-opening 27-2 victory over Louisville at Papa John's Cardinal Stadium.

The Wildcat defenders turned in a dominant performance, limiting the Cardinals to 205 yards total offense. It marked the first time since 1996 that Kentucky kept an opponent offense from scoring.

UK led 3-0 in the second quarter when Pryor got the ball rolling, literally, as he caused a fumble that safety Ashton Cobb scooped up and ran 28 yards for a touchdown. Later in the quarter, Pryor teamed with Micah Johnson to stop Louisville on a 4th-and-1 play from the Wildcat 21-yard line.

The defense struck again in the fourth quarter to put the game away. Cornerback Trevard Lindley intercepted a pass and returned it inside the 10-yard line, setting up a seven-yard touchdown run by Tony Dixon. Pryor, a native of the Derby City, capped the game by picking by a fumble and racing 72 yards for a touchdown. It was the first time since 1986 that Kentucky had two defensive touchdowns in a game.

Special teams also played a role. Tim Masthay had an outstanding game on punts and kickoffs as Kentucky controlled the contest of field position. Lones Seiber converted two field goals and freshman Matt Roark blocked a Louisville field-goal attempt.

In his first collegiate start, quarterback Mike Hartline completed 16 of 31 passes for 147 yards. Freshman Randall Cobb was the leading receiver with three catches for 31 yards. Dixon led the rushing with 27 yards and one touchdown.

#### SCORING SUMMARY

Louisville	0	0	0	2	-	2
Kentucky	0	10	0	17	-	27

UK – Seiber 21 FG ... 9:53 2nd qtr.

UK – A. Cobb 28 fumble return (Seiber kick) ... 5:58 2nd qtr.

UL – TEAM safety ... 14:17 4th qtr.

UK – Seiber 25 FG ... 6:37 3rd qtr.

UK – Dixon 7 run (Seiber kick) ... 6:21 4th qtr.

UK – Pryor 72 fumble return (Seiber kick) ... 2:46 4th qtr.

#### Team Statistics

	Kentucky	Louisville
First Downs	13	16
Rush Attempts/Net Rushing Yds.	33/63	29/53
Passing C/A/I	16/31/0	20/43/3
Net Passing Yards	147	152
Offensive Plays	64	72
Total Offense	210	205
Fumbles/Lost	3/1	3/2
Penalties/Yards	9/67	6/61
Punts/Average	7/42.3	9/39.7
Third-Down Conversions	4-of-16	5-of-16
Time of Possession	32:40	27:20

#### Rushing (att-yards-TD)

Kentucky – Dixon 12-27-1, Locke 10-25, Allen 4-12, A. Smith 2-10, R. Cobb 1-2, Conner 1-2, team 1-(-2), Hartline 2-(-13)

Louisville – Anderson 12-31, Powell 6-16, Bolen 6-13, Beaumont 1-12, Cantwell 4-(-19)

#### Passing (comp-att-INT-yards-TD)

Kentucky – Hartline 16-31-0-147-0

Louisville – Cantwell 20-43-3-152-0

#### Receiving (rec-yards-TD)

Kentucky – R. Cobb 3-31, Lyons 2-25, Lanxter 2-17, Adams 2-17, Drake 2-14, Dixon 2-7, Conner 1-20, McCaskill 1-10, Locke 1-6

Louisville – Beaumont 9-77, Chichester 3-45, Powell 3-(-2), Robinson 2-12, Nocht 2-9, Burns 1-11

#### Tackles

Kentucky – Johnson 5, Kelley 5, Peters 4, McClinton 4, McAtee 4

# 2

## KENTUCKY 38, NORFOLK STATE 3

### SEPT 6, 2008



The Kentucky defense kept Norfolk State out of the end zone and freshman quarterback Randall Cobb led three touchdown drives as the Wildcats won the home opener, 38-3, at Commonwealth Stadium.

The Wildcat defenders turned in another commanding performance, holding the Spartans to 164 yards total offense on eight first downs. It is the first time since 1958 that UK has not yielded a touchdown in the first two games of the season.

Cobb started the game at wide receiver, then moved to quarterback later in the first quarter. He scored his first career touchdown with an 18-yard scamper in his first series under center. On UK's next possession in the second quarter, Cobb added his second rushing touchdown on a one-yard quarterback sneak. Minutes later, Cobb connected with Dicky Lyons on a 14-yard touchdown pass for the Wildcats' third consecutive touchdown in as many series.

After a Norfolk State field goal before halftime, UK responded in the third quarter as quarterback Mike Hartline marched the Wildcats down the field for a 23-yard Lones Seiber field goal.

In the fourth quarter, Derrick Locke scored a career-long rushing touchdown of 68 yards. Running back Moncell Allen finished the scoring with a three-yard touchdown, the first of his career. The UK backfield gained 297 yards, including 16 yards by Tony Dixon, making the senior captain the 30th player in school history to rush for 1,000 yards.

On special teams, Tim Masthay continued booming kickoffs, notching six touchbacks in the game as UK again had the advantage in field position. Masthay also averaged 44 yards per punt.

#### SCORING SUMMARY

Norfolk State	0	3	0	0	-	3
Kentucky	7	14	3	14	-	38

UK – R. Cobb 18 run (Seiber kick) ... 3:29 1st qtr.

UK – R. Cobb 1 run (Seiber kick) ... 11:52 2nd qtr.

UK – Lyons 14 pass from R. Cobb (Seiber kick) ... 2:54 2nd qtr.

NSU – Castellet 24 FG ... 0:19 2nd qtr.

UK – Seiber 23 FG ... 11:22 3rd qtr.

UK – Locke 68 run (Seiber kick) ... 14:45 4th qtr.

UK – Allen 3 run (Seiber kick) ... 8:35 4th qtr.

#### Team Statistics

	Norfolk State	Kentucky
First Downs	8	22
Rush Attempts/Net Rushing Yds.	29/67	44/297
Passing C/A/I	9/24/1	15/26/1
Net Passing Yards	97	147
Offensive Plays	53	70
Total Offense	165	445
Fumbles/Lost	1/0	2/1
Penalties/Yards	6/53	3/20
Punts/Average	9/41.0	4/44.8
Third-Down Conversions	1-of-13	4-of-12
Time of Possession	27:38	32:22

#### Rushing (att-yards-TD)

Rushing (att-yds-TD)

Kentucky – Locke 5-96-1, Allen 7-71-1, R. Cobb 8-49-2, A. Smith 7-38, Dixon 6-16, Bowland 6-16, Conner 2-10, Hartline 3-2

Norfolk State – Branche 14-47, Cameron 3-14, Cotton 3-8, Hedgeman 2-3, Brown 7-(-5)

#### Passing (comp-att-INT-yards-TD)

Kentucky – R. Cobb 6-11-1-87-1, Hartline 9-15-0-60-0

Norfolk State – Brown 9-24-1-97-0

#### Receiving (rec-yards-TD)

Kentucky – Lyons 5-51-1, Lanxter 2-41, McCaskill 2-17, Dixon 3-10, Locke 1-10, Allen 1-10, Adeyemi 1-8

Norfolk State – Wicker 5-69, Johnson 2-19, Dickerson 1-7, Branche 1-2

#### Tackles


Kentucky – Lindley 6, Jarmon 4, McAtee 4, Harrison 4, Lumpkin 4

# 2008 GAME REVIEWS

# 3

## KENTUCKY 20, MIDDLE TENNESSEE 14

### SEPT 13, 2008



Senior cornerback Robbie McAtee made good on his first career start with his tackle of a Blue Raider wide receiver just short of the goal line with no time remaining to secure a 20-14 Wildcat victory over Middle Tennessee at Commonwealth Stadium.

McAtee stopped Middle Tennessee's Eldred King at the one-yard line after King hauled in a 61-yard "Hail Mary" pass from Joe Craddock. The pass was set up after Middle Tennessee blocked a UK field goal attempt and returned the ball to the MTSU 38-yard line with eight seconds remaining. Kentucky surrendered its first touchdown of the season in the first quarter as the Blue Raiders scored on a 62-yard pass.

After McAtee recovered a Middle Tennessee fumble, the Wildcats knotted up the score when Mike Hartline connected with Maurice Grinter on a one-yard touchdown pass late in the first quarter.

The Wildcats went into halftime with a three-point lead after a Lones Seiber 40-yard field goal in the second quarter. However, the Blue Raiders regained the lead midway through the third quarter after a 22-yard touchdown catch.

Kentucky fought back to take the lead after Derrick Locke's six-yard touchdown reception from Hartline. A 25-yard field goal by Seiber closed the scoring and gave the Wildcats their final margin of victory. This marked the seventh time in the last 21 games that UK has come from behind in the fourth quarter to win the game.

Hartline posted career highs by completing 28 of 47 passes for 254 yards and two touchdowns and was named SEC Offensive Player of the Week. Wide receiver Dicky Lyons grabbed a career-best 12 passes. Craddock paced the MTSU effort by hitting 21 of 37 passes for 352 yards and two scores.

On defense, Micah Johnson led the way for UK with nine tackles, tying his career high, before he left the game late in the second quarter with an ankle injury. Fellow linebacker Braxton Kelley added seven tackles for the Wildcats to eclipse 200 stops in his career. The pair helped UK hold the Blue Raider ground attack to just 31 yards, the fewest allowed since the Mississippi State game in 2006.

#### SCORING SUMMARY

Middle Tennessee	7	0	7	0	-	14
Kentucky	7	3	0	10	-	20

MT – Gee 62 pass from Craddock (Gendreau kick) ... 9:21 1st qtr.

UK – Grinter 1 pass from Hartline (Seiber kick) ... 3:48 1st qtr.

UK – Seiber 40 FG ... 4:11 2nd qtr.

MT – Beyah 22 pass from Craddock (Gendreau kick) ... 7:26 3rd qtr.

UK – Locke 6 pass from Hartline (Seiber kick) ... 12:20 4th qtr.

UK – Seiber 25 FG ... 6:37 4th qtr.

Team Statistics	Middle Tennessee	Kentucky
First Downs	13	21
Rush Attempts/Net Rushing Yds.	23/31	35/102
Passing C/A/I	21/37/1	28/47/0
Net Passing Yards	352	254
Offensive Plays	60	83
Total Offense	383	356
Fumbles/Lost	1/1	1/1
Penalties/Yards	6/51	6/31
Punts/Average	8/43.1	6/44.5
Third-Down Conversions	5-of-15	7-of-19
Time of Possession	24:54	35:06

#### Rushing (att-yards-TD)

Kentucky – A. Smith 9-36, Locke 10-35, Dixon 11-28, Hartline 4-5, Allen 1-(-2)

Middle Tennessee – Tanner 11-26, Craddock 7-9, Gee 4-7, McDonald 1-(-11)

#### Passing (comp-att-INT-yards-TD)

Kentucky – Hartline 28-47-0-254-2, team 0-1-0-0-0

Middle Tennessee – Craddock 21-37-1-352-2

#### Receiving (rec-yards-TD)

Kentucky – Lyons 12-79, Drake 4-82, Lanxter 3-31, Grinter 2-21-1, Locke 2-12-1, Dixon 2-(-3), Roark 1-16, Adeyemi 1-9, Conner 1-7

Middle Tennessee – King 6-82, Beyah 5-117-1, Gee 3-106-1, Tanner 1-16, McClover 1-9, McDonald 1-7, Honeycutt 1-6, Delle Donne 1-4, Caldwell 1-3, Kyles 1-2

#### Tackles

Kentucky – Johnson 9, Kelley 7, McClinton 6, McAtee 4

# 4

## KENTUCKY 41, WESTERN KENTUCKY 3

### SEPT 27, 2008



The Kentucky offense was running on all cylinders in the Wildcats' first game against Western Kentucky; totaling 398 yards of total offense and scoring five touchdowns against the Hilltoppers. All four UK tailbacks accounted for the five Wildcat scores in the 41-3 decision at Commonwealth Stadium.

Junior Jeremy Jarmon's sack of WKU's K.C. Black on the first play from scrimmage set the tone for the Wildcat defense. Kentucky thwarted the Hilltopper passing attack, limiting WKU to just 15 total passing yards, the lowest opponent output through the air since 1994, while making four quarterback sacks. Wildcat defenders held their opponent without a rushing touchdown for the fourth consecutive game this season and contained the Hilltoppers to just eight first downs and 157

total yards on the day. Seniors Braxton Kelley and Myron Pryor led UK with six tackles apiece, while Corey Peters accounted for two of the sacks.

Freshman Ryan Tydlacka debuted as UK's field goal kicker by booting his first collegiate field goal attempt 45 yards through the uprights to conclude the Wildcats' opening drive of the game.

UK senior offensive captain Tony Dixon scored on a one-yard plunge in the second quarter to extend the Wildcat lead. After a Hilltopper field goal, sophomore Derrick Locke returned the ensuing kickoff 100 yards to put UK up by 17-3. Locke became the fifth Wildcat all-time to return a kickoff the length of the field for a score.

In the third quarter, junior Alfonso Smith scored a career-long 35-yard rushing touchdown to cushion the UK advantage. Minutes later, Hartline threw a two-yard TD pass to sophomore Moncell Allen, his first career touchdown reception. Dixon added a two-yard rushing score on the opening drive of the fourth quarter. Late in the game, Tydlacka made a 33-yard field goal to cap the scoring for the Wildcats.

On special teams, the Kentucky kicking game was perfect as junior Lones Seiber went five-for-five on extra points in addition to Tydlacka's two field goals on two tries. Senior Tim Masthay continued his mastery of kickoffs, booting seven in the game with three touchbacks, adding to his league-leading total of 15 kickoffs without a return.

#### SCORING SUMMARY

Western Kentucky	0	3	0	0	-	3
Kentucky	3	14	14	10	-	41

UK – Tydlacka 45 FG ... 10:56 1st qtr.

UK – Dixon 1 run (Seiber kick) ... 11:43 2nd qtr.

WKU – Siewert 50 FG ... 3:07 2nd qtr.

UK – Locke 100 kickoff return (Seiber kick) ... 2:52 2nd qtr.

UK – Smith 35 run (Seiber kick) ... 13:21 3rd qtr.

UK – Allen 2 pass from Hartline (Seiber kick) ... 1:49 3rd qtr.

UK – Dixon 2 run (Seiber kick) ... 10:16 4th qtr.

UK – Tydlacka 33 FG ... 5:35 4th qtr.

Team Statistics	WKU	Kentucky
First Downs	8	23
Rush Attempts/Net Rushing Yds.	37/142	38/216
Passing C/A/I	6/14/0	21/32/1
Net Passing Yards	15	182
Offensive Plays	51	70
Total Offense	157	398
Fumbles/Lost	2/1	0/0
Penalties/Yards	1/15	5/35
Punts/Average	8/36.8	4/33.8
Third-Down Conversions	3-of-15	7-of-13
Time of Possession	27:34	32:26

#### Rushing (att-yards-TD)

Kentucky – A. Smith 6-67-1, Dixon 13-45-2, Allen 7-41, Locke 8-34, Hartline 2-17, Adeyemi 1-10, Conner 1-2

Western Kentucky – Rainey 9-99, Wolke 4-15, Hayden 3-10, Black 15-8, McCloud 2-5, Booker 4-5

#### Passing (comp-att-INT-yards-TD)

Kentucky – Hartline 19-30-1-172-1, Fidler 2-2-0-10-0

Western Kentucky – Black 3-10-0-8-0, Wolke 3-4-0-7-0

#### Receiving (rec-yards-TD)

Kentucky – Lyons 6-34, Conner 3-32, Boyd 3-16, Locke 2-23, Adams 2-22, Allen 2-13-1, Grinter 1-23, Drake 1-13, A. Smith 1-6

Western Kentucky – Hayden 2-(-1), Jeter 1-8, Graves 1-6, Savko 1-6, Cooper 1-(-4)

#### Tackles

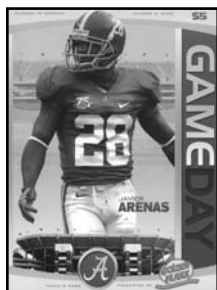
Kentucky – Kelley 6, Pryor 6, Peters 5, Jenkins 5

# 2008 GAME REVIEWS

# 5

## ALABAMA 17, KENTUCKY 14

### OCT 4, 2008



Alabama jumped out to an early lead but had to withstand a second-half Kentucky rally as the Crimson Tide held on to nip the Wildcats, 17-14, at Bryant-Denny Stadium.

Coming into the game, Alabama had dominated its opponents 74-0 in the first quarter and this game was no different. In the opening period, UK's defense gave up its first rushing touchdown of the season, a 78-yard run by Alabama running back Glen Coffee. Later in the quarter, the Tide's Rolando McClain picked up a fumble and returned it for a score, giving UA a two-touchdown lead.

It stayed that way until the third quarter. UK got on the scoreboard after quarterback Mike Hartline led a quick touchdown drive on two long pass plays. The first play was a 36-

yard toss to tailback Derrick Locke, who led the Wildcats with 170 all-purpose yards, including career-highs of 81 yards on eight receptions. On the next play from scrimmage, Hartline connected with senior Dicky Lyons on a 26-yard touchdown pass. Lyons' scoring reception was the 18th of the wide receiver's career and ties him for third on UK's all-time touchdown reception list. Lyons ended the game with six catches for 63 yards and a touchdown.

In the fourth quarter, Alabama ate up the clock with a 15-play, 76-yard drive that lasted 8:10 and resulted in a Crimson Tide 24-yard field goal with 2:12 to go. Down two scores, Kentucky's two-minute offense went to work, driving 78 yards in 92 seconds, capped by a 48-yard touchdown pass from Hartline to DeMoreo Ford. The Crimson Tide got the ensuing kickoff and ran out the remaining seconds of the game on offense.

Kentucky showed a CBS national television audience why it ranks among the best in the country for scoring defense. UK defenders held Alabama to a season-low 17 points while allowing the Tide just 106 yards through the air. The Wildcats also grabbed three turnovers and sacked the quarterback three times.

Junior Trevard Lindley led the Wildcat secondary with three pass breakups to set the all-time record at UK with 29 career deflections. Senior captain Braxton Kelley led the defense with a career-high 13 tackles and also caused a fumble.

#### SCORING SUMMARY

Kentucky	0	0	7	7	-	14
Alabama	14	0	0	3	-	17

UA – Coffee 78 run (Tiffin kick) ... 9:48 1st qtr.

UA – McClain 4 fumble return (Tiffin kick) ... 1:02 1st qtr.

UK – Lyons 26 pass from Hartline (Seiber kick) ... 5:49 3rd qtr

UA – Tiffin 24 FG ... 2:12 4th qtr.

UK – Ford 48 pass from Hartline (Seiber kick) ... 0:40 4th qtr

Team Statistics	Alabama	Kentucky
First Downs	15	12
Rush Attempts/Net Rushing Yds.	49/282	20/35
Passing C/A/I	7/17/1	20/42/1
Net Passing Yards	106	241
Offensive Plays	66	62
Total Offense	388	276
Fumbles/Lost	3/2	1/1
Penalties/Yards	10/92	9/58
Punts/Average	6/43.2	10/43.2
Third-Down Conversions	5-of-16	5-of-17
Time of Possession	35:45	24:15

#### Rushing (att-yards-TD)

Kentucky – Locke 6-28, Smith 7-18, Dixon 3-10, Allen 1-(-2), Hartline 3-(-19)

Alabama – Coffee 25-218-1, Ingram 11-66, Upchurch 5-19, Maze 1-1, team 1-(-2), Wilson 6-(-20)

#### Passing (comp-att-INT-yards-TD)

Kentucky –Hartline 20-42-1-241-2

Alabama – Wilson 7-17-1-106-0

#### Receiving (rec-yards-TD)

Kentucky – Locke 8-81, Lyons 6-63-1, Grinter 3-29, Adams 2-20, Ford 1-48-1

Alabama – Jones 3-52, Walker 2-30, Coffee 1-15, Stover 1-9

#### Tackles

Kentucky – Kelley 13, Williams 8, Harrison 7, Maxwell 5, McClinton 5, Schwindel 5

# 6

## SOUTH CAROLINA 24, KENTUCKY 17

### OCT 11, 2008



South Carolina set up two touchdowns with special teams plays, then came from behind in the fourth quarter to defeat Kentucky 24-17 at Commonwealth Stadium.

Kentucky opened the scoring when cornerback Trevard Lindley picked off a Chris Smelley pass and returned it 28 yards for a touchdown in the first quarter. However, the Gamecocks quickly responded as USC's Captain Munnerlyn returned the ensuing kickoff 84 yards. The return set up a 16-yard touchdown pass from Smelley to wide receiver Kenny McKinley on the next play, knotting the score at seven.

In the second quarter, USC regained the lead after Gamecock Jordin Lindsey blocked a 21-yard UK field goal attempt and Munnerlyn scooped up the ball and returned it 81 yards for a touchdown. But later, UK's Shomari Moore forced a USC fumble, recovered by safety Marcus McClinton, that set up a touchdown drive capped off by Tony Dixon's two-yard plunge into the end zone to tie the score. UK took the lead going into halftime after freshman Ryan Tydlacka booted a career-long 51-yard field goal.

The teams missed three field goals in a scoreless third quarter, two by USC and one by UK. The Gamecocks made a change at quarterback in the quarter, substituting Stephen Garcia for Smelley. UK senior defensive tackle Myron Pryor promptly welcomed Garcia to the game with two second-half sacks. In the fourth quarter, Gamecock kicker Ryan Succop connected on a 42-yard field to tie the score. USC's next drive proved to be the difference in the game, resulting in a seven-yard touchdown pass from Garcia to tight end Weslye Saunders. As a result, South Carolina extended its win streak to nine in the series and Gamecock head coach Steve Spurrier remained unbeaten against Kentucky with 16 victories spanning his career at USC and Florida.

The Kentucky defense forced four turnovers, interceptions by Lindley and Moore along with fumble recoveries by McClinton and Johnny Williams. Returning to action after missing two games because of a sprained ankle, junior linebacker Micah Johnson topped all UK defenders with a career-high 12 tackles.

On offense, sophomore tailback Derrick Locke led the team in both rushing and receiving yards for the second consecutive week as part of his 146 all-purpose yards in the game.

#### SCORING SUMMARY

South Carolina	7	7	0	10	-	24
Kentucky	7	10	0	0	-	17

UK - Lindley 28 interception return (Seiber kick)...4:33 1st qtr.

USC - McKinley 16 pass from Smelley (Succop kick)...4:13 1st qtr.

USC - Munnerlyn 81 blocked FG return (Succop kick)...13:36 2nd qtr.

UK - Dixon 2 run (Seiber kick)...6:23 2nd qtr.

UK - Tydlacka 51 FG ...0:04 2nd qtr.

USC - Succop 42 FG...11:58 4th qtr.

USC - Saunders 7 pass from Garcia (Succop kick)...7:08 4th qtr.

Team Statistics	South Carolina	Kentucky
First Downs	16	13
Rush Attempts/Net Rushing Yds.	34/74	22/62
Passing C/A/I	19/37/2	24/44/2
Net Passing Yards	274	156
Offensive Plays	71	66
Total Offense	348	218
Fumbles/Lost	4/2	1/0
Penalties/Yards	5/47	2/20
Punts/Average	2/43.5	8/45.2
Third-Down Conversions	8-of-17	1-of-16
Time of Possession	30:43	29:18

#### Rushing (att-yards-TD)

Kentucky – Locke 15-51, R. Cobb 2-9, A. Smith 2-4, Dixon 1-2-1, Hartline 2-(-4)

South Carolina – Davis 14-27, Garcia 6-22, Smelley 4-16, Wallace 5-10, McKinley 2-2, Baker 1-0, team 2-(-3)

#### Passing (comp-att-INT-yards-TD)

Kentucky –Hartline 23-43-2-152-0, R. Cobb 1-1-0-4-0

South Carolina – Smelley 9-23-2-105-1, Garcia 10-14-0-169-1

#### Receiving (rec-yards-TD)

Kentucky – Locke 8-57, R. Cobb 8-53, Lyons 2-12, Adeyemi 2-7, Boyd 1-14, Drake 1-12, Grinter 1-3, Conner 1-(-2)

South Carolina – McKinley 7-88-1, Barnes 4-88, Cook 4-36, Saunders 2-20-1, Hills 1-24, Davis 1-18

#### Tackles

Kentucky – M. Johnson 12, Moore 5, McAtee 4, Pryor 4, Kelley 4, Peters 4, Oninku 4, Lumpkin 4

# 2008 GAME REVIEWS

7

KENTUCKY 21, ARKANSAS 20

OCT 18, 2008



Kentucky sophomore quarterback Mike Hartline connected with freshman Randall Cobb on two touchdowns against Arkansas in the final five minutes of the game to match the greatest fourth-quarter comeback in school history and defeat the Razorbacks, 21-20, during Homecoming at Commonwealth Stadium.

The Wildcats trailed 20-7 in the final stanza. The record comeback began with 4:56 to play when Arkansas' DeAnthony Curtis fumbled after being hit by Johnny Williams and the ball was recovered by Ashton Cobb at the Arkansas 41-yard line.

Two plays later, Hartline threw a 32-yard pass to Cobb for a touchdown to trim the lead to six points with just over four minutes left. The Kentucky defense came up big, causing a three-and-out series to force a Razorback punt. Two plays later, Hartline connected with Cobb again on a 21-yard toss for a touchdown. With the made extra point, UK earned the deciding margin.

Senior free safety Marcus McClinton preserved the win with an interception at the Arkansas 47-yard line on the final Razorback drive of the game. In 2004, UK fell behind Vanderbilt by a 13-point margin before pulling out a 14-13 win.

Arkansas opened the scoring in the first quarter. After an interception put the Razorbacks in business at the UK 11-yard line, Michael Smith scored on a two-yard run. Smith had an outstanding game, rushing for 192 yards on 35 carries. Arkansas made it 14-0 at halftime when Smith tallied on a 21-yard pass from quarterback Casey Dick.

Arkansas extended the advantage to 17-0 with a field goal early in the third quarter. The Wildcats bounced back when junior tailback Alfonso Smith took a swing pass from Hartline and raced 71 yards for a touchdown. The Hogs got another field goal in the fourth quarter to set up the Wildcat comeback.

Linebackers Braxton Kelley and Micah Johnson paced the defense with 15 tackles each, career bests for both players. McClinton also tied his career high with nine stops to go along with his game-clinching interception.

Offensively, Hartline completed 17 of 32 aerials for 239 yards and a career-best three touchdowns. Smith caught five passes for 108 yards, the first 100-yard game of his career.

## SCORING SUMMARY

Arkansas	7	7	3	3	-	20
Kentucky	0	0	7	14	-	21

AR – M. Smith 2 run (Haddock kick)...8:09 1st qtr.  
 AR – M. Smith 22 pass from Dick (Haddock kick)...1:15 2nd qtr.  
 AR – Haddock 19 FG...9:45 3rd qtr.  
 UK – A. Smith 71 pass from Hartline (Seiber kick)...8:50 3rd qtr.  
 AR – Haddock 23 FG...10:00 4th qtr.  
 UK – R. Cobb 32 pass from Hartline (Seiber kick)...4:15 4th qtr.  
 UK – R. Cobb 21 pass from Hartline (Seiber kick)...2:21 4th qtr.

Team Statistics	Arkansas	Kentucky
First Downs	21	15
Rush Attempts/Net Rushing Yds.	51/236	28/88
Passing C/A/I	11/29/2	19/35/2
Net Passing Yards	94	284
Offensive Plays	80	63
Total Offense	330	372
Fumbles/Lost	2/2	5/2
Penalties/Yards	13/102	5/53
Punts/Average	6/34.3	4/43.2
Third-Down Conversions	6-of-17	5-of-13
Time of Possession	36:01	23:59

## Rushing (att-yards-TD)

Kentucky – Allen 7-46, Locke 9-34, A. Smith 3-6, Dixon 1-5, Conner 1-1, Hartline 2-1, R. Cobb 3-(-2), team 2-(-3)  
 Arkansas – M. Smith 35-192-1, Dick 7-28, Curtis 9-16

## Passing (comp-att-INT-yards-TD)

Kentucky – Hartline 17-32-2-239-3, R. Cobb 2-3-0-45-0  
 Arkansas – Dick 11-29-2-94-1

## Receiving (rec-yards-TD)

Kentucky – A. Smith 5-108-1, R. Cobb 5-73-2, McCaskill 3-30, Adeyemi 2-18, Drake 1-37, Allen 1-9, Locke 1-6, Ford 1-3  
 Arkansas – M. Smith 3-33-1, Adams 2-24, Crawford 2-21, Davie 2-14, Salters 1-5, Dick 1-(-3)

## Tackles

Kentucky – M. Johnson 15, Kelley 15, McClinton 9, Lentz 7, J. Williams 6

8

FLORIDA 63, KENTUCKY 5

OCT 25, 2008



Two blocked punts by Florida special teams early in the first quarter set up two UF touchdown drives inside the Kentucky five-yard line to give the No. 5 Gators a 14-point cushion en route to a 63-5 defeat of the Wildcats in Ben Hill Griffin Stadium.

The Gators controlled both sides of the ball in the first quarter as the defense allowed UK just one first down while the UF offense posted four touchdowns. Late in the quarter, UK junior Trevard Lindley set up the Wildcats inside the UF 40-yard line after intercepting Florida's Tim Tebow and returning it three yards to the UF 37-yard line. It was Lindley's fourth interception of the season and ninth of his career.

UK's Lones Seiber got the Wildcats on the scoreboard with a 27-yard field goal midway through the second quarter, completing a 14-play, 76-yard drive. However, Florida took a 42-3 advantage into the locker room at halftime after UF's Tebow rushed for his second touchdown of the day just before intermission. Through the air, Tebow completed 11-of-15 passes for 180 yards on the day, with two touchdowns.

The third quarter began like much of the first half for the Wildcats as UF's Ahmad Black intercepted a pass during the first play of the second half and returned it for a touchdown to extend the Florida lead. UK added a safety in the fourth quarter for its final score.

Freshman quarterback/wide receiver Randall Cobb sparked the UK offense by rushing for a career-high 52 yards on nine carries. He also completed 9-of-18 passes for 78 yards and corralled two catches for seven yards in the game.

Senior linebacker Braxton Kelley led the defense with 11 tackles. He has totaled over 10 tackles three times this season and eight times in his career while recording at least three tackles in 20 consecutive games. Lindley deflected a pass to go with his interception. He has broken up a pass in seven of eight games this season.

## SCORING SUMMARY

Kentucky	0	3	0	2	-	5
Florida	28	14	14	7	-	63

UF – Tebow 3 run (Phillips kick)...11:01 1st qtr.  
 UF – James 1 run (Phillips kick)...9:22 1st qtr.  
 UF – Harvin 16 run (Phillips kick)...6:44 1st qtr.  
 UF – Harvin 33 pass from Tebow (Phillips kick)...3:15 1st qtr.  
 UF – Demps 61 pass from Tebow (Phillips kick)...11:26 2nd qtr.  
 UK – Seiber 27 FG...5:03 2nd qtr.  
 UF – Tebow 3 run (Phillips kick)...0:26 2nd qtr.  
 UF – Black 40 interception return (Phillips kick)...14:51 3rd qtr.  
 UF – K. Moore 1 run (Phillips kick)...2:59 3rd qtr.  
 UF – Nelson 38 pass from J. Brantley (Phillips kick)...11:45 4th qtr.  
 UK – Safety, muffed punt snap, ball kicked out of end zone...4:07 4th qtr.

Team Statistics	Kentucky	Florida
First Downs	17	23
Rush Attempts/Net Rushing Yds.	33/141	41/214
Passing C/A/I	17/36/1	13/18/1
Net Passing Yards	127	232
Offensive Plays	69	59
Total Offense	268	446
Fumbles/Lost	0/0	2/0
Penalties/Yards	3/30	7/62
Punts/Average	7/36.1	1/41.0
Third-Down Conversions	5-of-17	4-of-8
Time of Possession	32:17	27:43

## Rushing (att-yards-TD)

Kentucky – R. Cobb 9-52, Allen 6-32, Dixon 6-27, Nance 2-16, A. Smith 8-11, Hartline 1-2, Bowland 1-1  
 Florida – Demps 7-50, Tebow 9-48-2, K. Moore 8-39-1, Rainey 7-36, Harvin 2-22-1, Brantley 2-14, James 2-9-1, Brown 3-9, team 1-(-13)

## Passing (comp-att-INT-yards-TD)

Kentucky – R. Cobb 9-18-0-78-0, Hartline 7-16-1-33-0  
 Florida – Tebow 11-15-1-180-2, Brantley 2-3-0-52-1

## Receiving (rec-yards-TD)

Kentucky – Dixon 5-19, Conner 3-26, McCaskill 2-22, R. Cobb 2-7, Adams 1-16, Boyd 1-16, Bogue 1-8, Adeyemi 1-8, Ford 1-5  
 Florida – Demps 4-67-1, Murphy 2-21, Nelson 1-38-1, Harvin 1-33-1, C. Moore 1-25, Rainey 1-16, K. Moore 1-14, Thompson 1-9, James 1-9

## Tackles

Kentucky – Kelley 11, Jenkins 6, Maxwell 5, Moore 4, Jones 4

9

## KENTUCKY 14, MISSISSIPPI STATE 13

NOV 1, 2008



Freshman quarterback Randall Cobb led two touchdown drives and freshman Matt Roark's fourth-quarter block of a Mississippi State point-after-touchdown attempt proved to be the difference in a 14-13 Wildcat victory at MSU's Davis Wade Stadium.

The victory was Kentucky's sixth of the season, making the Wildcats bowl-eligible for the third straight year and marking the first time since 1954-56 that UK has won at least six games in three consecutive seasons.

MSU got on the scoreboard in the first quarter when Tyson Lee threw a 29-yard touchdown pass to Brandon McRae for a 7-0 advantage and the score held until halftime. Cobb, making his first collegiate start at quarterback, drove

the team to score on the first two possessions of the second half. The quarterback capped the first drive by scrambling for a five-yard rushing touchdown. On the next offensive series, the Wildcats appeared to stall on their own 27-yard line, but junior fullback A.J. Nance advanced the ball for a first down on a fake punt. Later on the 82-yard drive, Cobb completed a three-yard touchdown pass to junior tight end Maurice Grinter to give the Wildcats a 14-7 lead.

MSU's Lee rallied the Bulldogs with a 10-yard touchdown strike to Arnell Stallworth to begin the fourth quarter. However, Roark's block of the extra point attempt gave the Wildcats the deciding one-point margin.

The UK defense held on the rest of the way. MSU had a 27-yard field goal attempt hit the upright, the Wildcats stopped the Bulldogs on downs during the next possession and then senior cornerback Robbie McAtee's first career interception with 49 seconds remaining snuffed out the home team's final threat.

The Wildcat defenders allowed just 43 rushing yards during the game and sacked the quarterback four times. Junior linebacker Micah Johnson led the UK defense in tackles for the fifth time this season, stopping the Bulldogs nine times. Senior defensive end Ventrell Jenkins had a hand in two quarterback sacks for a total loss of 18 yards on the day.

## SCORING SUMMARY

Kentucky	0	0	14	0	-	14
Mississippi State	7	0	0	6	-	13

MSU – McRae 29 pass from T. Lee (Carlson kick)...7:10 1st qtr.

UK – R. Cobb 5 run (Seiber kick)...11:08 3rd qtr.

UK – Grinter 3 pass from R. Cobb (Seiber kick)...2:42 3rd qtr.

MSU – Stallworth 10 pass from T. Lee (Carlson kick blocked)...13:57 4th qtr.

## Team Statistics

	Kentucky	MSU
First Downs	17	18
Rush Attempts/Net Rushing Yds.	36/128	27/43
Passing C/A/I	16/30/1	26/42/1
Net Passing Yards	146	261
Offensive Plays	66	69
Total Offense	274	304
Fumbles/Lost	1/1	0/0
Penalties/Yards	7/64	5/66
Punts/Average	7/42.9	6/46.0
Third-Down Conversions	3-of-14	5-of-16
Time of Possession	28:38	31:22

## Rushing (att-yards-TD)

Kentucky – T. Dixon 12-66, R. Cobb 12-31-1, A. Smith 5-18, Hartline 2-12, Allen 2-3, Nance 1-2, team 2-(-4)  
Mississippi State – A. Dixon 15-48, Clark 1-19, Stallworth 2-7, Ducre 1-5, team 1-(-2), Lee 7-(-34)

## Passing (comp-att-INT-yards-TD)

Kentucky – Hartline 9-17-0-90-0, R. Cobb 7-13-1-56-1  
Mississippi State – Lee 26-42-1-261-2

## Receiving (rec-yards-TD)

Kentucky – R. Cobb 3-33, Lanxter 3-22, A. Smith 2-24, McCaskill 2-18, Drake 1-13, Adeyemi 1-8, Allen 1-7, Dixon 1-6, Grinter 1-3-1, Conner 1-2  
Mississippi State – Stallworth 8-71-1, McRae 6-73-1, Smith 4-25, Bell 3-35, Henderson 2-45, Clark 2-11, Dixon 1-1

## Tackles

Kentucky – M. Johnson 9, McClinton 7, Lindley 6, Jones 6, A. Cobb 5

10

## GEORGIA 42, KENTUCKY 38

NOV 8, 2008



In a game that saw six lead changes in the second half, Georgia got the final score and held on for a 42-38 shootout win over Kentucky.

An 11-yard touchdown pass from Georgia quarterback Matthew Stafford to wide receiver A.J. Green gave the Bulldogs the decisive touchdown with just under two minutes remaining. On UK's final drive of the game, UGA defensive lineman Demarcus Dobbs secured the win by intercepting Wildcat quarterback Randall Cobb at the Georgia 18-yard line with 46 seconds left in the game, allowing the Bulldogs to take over and run out the clock.

Stafford and the Bulldogs opened the game with a quick scoring drive, commencing with a 29-yard pass to Mohamed Massaquoi for a touchdown. Tailback Knowshon Moreno scored a 6-yard touchdown run on the Bulldogs' second drive.

Kentucky responded with a 15-play, 60-yard scoring drive of its own. Fullback John Conner converted two fourth-and-one opportunities before tailback Tony Dixon rushed three yards for a touchdown.

In the second quarter, Cobb punched in a score from two yards out to even the score at 14. But Georgia responded with a seven-yard completion from Stafford to Shaun Chapas for a touchdown.

After the half, UK's Lones Seiber kicked the lone field goal of the game, good from 40 yards to cut the Bulldog lead to four at 21-17.

Midway through the third, Wildcat Danny Trevathan blocked a punt by Mimbs which was recovered by A.J. Nance at the Georgia nine-yard line. On the next play, Cobb rushed for a nine-yard touchdown to give Kentucky its first lead of the game. The Bulldogs retook the advantage after Moreno rumbled 20 yards for his second score of the game.

In the fourth, UK's Dixon rushed for a 14-yard touchdown, his second of the day, to regain the lead, 31-28. But Moreno countered with an 18-yard touchdown score of his own to put Georgia back on top. UK countered when Winston Guy returned the kickoff 96 yards to the UGA four-yard line. Three plays later, Cobb scored on a 1-yard plunge for his third rushing touchdown of the day. Kentucky was unable to convert two fumbles by UGA's Massaquoi on consecutive drives before the Bulldog hauled in a 78-yard pass from Stafford to set up Georgia's final score.

Kentucky rushed for 226 yards, the most for the Wildcats in an SEC game since UK ran for 228 vs. Vanderbilt in 2002. Cobb, Dixon and Alfonso Smith all rushed for 60 yards or more against the Bulldogs. The last time UK had three rushers with 60 or more yards in an SEC game was in 1995 against LSU. Defensively, junior Micah Johnson led the team in tackles for the second-straight game and sixth time this season with eight stops of the Bulldogs.

## SCORING SUMMARY

Georgia	14	7	7	14	-	42
Kentucky	7	7	10	14	-	38

UGA – Massaquoi 29 pass from Stafford (Walsh kick)...13:11 1st qtr.

UGA – Moreno 6 run (Walsh kick)...7:38 1st qtr.

UK – Dixon 3 run (Seiber kick)...1:14 1st qtr.

UK – R. Cobb 2 run (Seiber kick)...7:15 2nd qtr.

UGA – Chapas 11 pass from Stafford (Walsh kick)...4:48 2nd qtr.

UK – Seiber 40 FG...9:19 3rd qtr.

UK – R. Cobb 9 run (Seiber kick)...7:31 3rd qtr.

UGA – Moreno 20 run (Walsh kick)...3:21 3rd qtr.

UK – Dixon 14 run (Seiber kick)...14:26 4th qtr.

UGA – Moreno 18 run (Walsh kick)...13:49 4th qtr.

UK – R. Cobb 1 run (Seiber kick)...12:15 4th qtr.

UGA – Green 11 pass from Stafford (Walsh kick)...1:54 4th qtr.

## Team Statistics

	Georgia	Kentucky
First Downs	17	20
Rush Attempts/Net Rushing Yds.	30/144	56/226
Passing C/A/I	17/27/0	12/20/1
Net Passing Yards	376	105
Offensive Plays	57	76
Total Offense	520	331
Fumbles/Lost	2/2	3/1
Penalties/Yards	5/58	3/40
Punts/Average	4/26.0	4/42.2
Third-Down Conversions	4-of-10	8-of-17
Time of Possession	25:10	34:50

## Rushing (att-yards-TD)

Kentucky – R. Cobb 18-82-3, T. Dixon 18-61-2, A. Smith 11-60, Conner 7-26, Allen 1-0, Adeyemi 1-(-3)  
Georgia – Moreno 22-123-3, Green 1-28, Samuel 1-2, team 2-(-2), Stafford 4-(-7)

## Passing (comp-att-INT-yards-TD)

Kentucky – R. Cobb 12-20-1-105-0  
Georgia – Stafford 17-27-0-376-3

## Receiving (rec-yards-TD)

Kentucky – Lanxter 4-25, Dixon 2-24, Adeyemi 2-11, Adams 2-9, Grinter 1-29, A. Smith 1-7  
Georgia – Massaquoi 8-191-1, Moreno 3-40, Moore 2-68, Green 2-53-1, Durham 1-13, Chapas 1-11-1

## Tackles

Kentucky – M. Johnson 8, Kelley 6, A. Cobb 6, Moore 4, Jarmon 4, Jenkins 4

# 2008 KENTUCKY FOOTBALL DEPTH CHART

(as of Sun. Nov. 9)

## OFFENSE

TE	40 Maurice Grinter, 6-3, 253, Jr-2L 80 T. C. Drake, 6-6, 242, Jr-2L 86 Ross Bogue, 6-5, 245, Jr-2L
LT	79 Garry Williams, 6-3, 300, Sr-3L 71 James Alexander, 6-5, 295, Jr-2L
LG	72 Zipp Duncan, 6-5, 290, Jr-2L 70 Stuart Hines, 6-4, 280, Fr-RS
C	61 Jorge Gonzalez, 6-3, 300, Jr-2L 77 Marcus Davis, 6-1, 280, So-Sq
RG	63 Jake Lanefski, 6-4, 278, Fr-RS 68 Mike Williams, 6-6, 294, Jr-1L
RT	76 Justin Jeffries, 6-6, 310, Jr-2L 75 Brad Durham, 6-4, 310, So-1L 52 Billy Joe Murphy, 6-6, 292, Fr-RS
WR	17 E.J. Adams, 6-0, 197, Jr-2L 22 Aaron Boyd, 6-3, 210, Fr-HS 3 Matt Roark, 6-6, 195, Fr-HS 81 Kyus Lanxter, 6-2, 193, So-1L
WR	85 Eugene McCaskill, 6-0, 175, Fr-HS 13 Eric Adeyemi, 6-0, 170, Fr-HS
QB	18 Randall Cobb, 5-11, 185, Fr-HS 5 Mike Hartline, 6-6, 204, So-1L 1 Will Fidler, 6-4, 216, So-Sq 15 Tyler Sargent, 6-4, 208, Fr-RS
FB	38 John Conner, 5-11, 230, Jr-2L 47 A.J. Nance, 5-11, 241, Jr-2L 43 Stephen Ball, 5-10, 224, So-Sq
TB	28 Tony Dixon, 5-9, 203, Sr-3L 29 Alfonso Smith, 6-1, 204, Jr-2L 30 Moncell Allen, 5-7, 225, So-1L

## SPECIALISTS

KO	44 Tim Masthay, 6-2, 203, Sr-3L
K SNAP	55 Brad Hart, 6-1, 218, Jr-1L
P SNAP	65 J. J. Helton, 6-3, 230, So-1L
P	44 Tim Masthay, 6-2, 203, Sr-3L 9 Ryan Tydlacka, 6-1, 195, Fr-RS
HOL	44 Tim Masthay, 6-2, 203, Sr-3L 97 J J. Housley, 5-10, 186, Sr-Sq
PAT/FG	36 Lones Seiber, 5-9, 182, Jr-2L 9 Ryan Tydlacka, 6-1, 195, Fr-RS

KOR	19 Winston Guy, 6-1, 205, Fr-HS 28 Tony Dixon, 5-9, 203, Sr-3L 29 Alfonso Smith, 6-1, 204, Jr-2L 7 David Jones, 5-10, 185, Sr-3L 17 E.J. Adams, 6-0, 197, Jr-2L
-----	---

PR	18 Randall Cobb, 5-11, 185, Fr-HS 85 Gene McCaskill, 6-0, 175, Fr-HS
----	---

## DEFENSE

DE	95 Ventrell Jenkins, 6-2, 285, Sr-3L 97 Nii Adjei Oninku, 6-1, 254, Sr-2L
----	--

DT	91 Corey Peters, 6-3, 290, Jr-2L 45 Antwane Glenn, 6-3, 270, Fr-RS 92 Josh Minton, 6-3, 254, So-Sq
----	--

DT	98 Myron Pryor, 6-1, 310, Sr-3L 53 Ricky Lumpkin, 6-4, 289, So-1L 60 Shane McCord, 6-2, 271, So-1L 68 Luke McDermott, 6-1, 254, Fr-RS
----	--

DE	99 Jeremy Jarmon, 6-3, 277, Jr-2L 66 Chandler Burden, 6-5, 290, Fr-HS or 93 Austin Moss, 6-0, 250, Jr-2L
----	--

SLB	51 Johnny Williams, 6-3, 244, Sr-3L 50 Sam Maxwell, 6-3, 235, Jr-2L 57 Jacob Dufrene, 6-2, 215, So-1L 42 Chris Cessna, 6-4, 224, Fr-RS
-----	---

MLB	4 Micah Johnson, 6-2, 250, Jr-2L 43 Mikhail Mabry, 6-2, 235, Jr-2L 46 Ronnie Sneed, 6-2, 235, Fr-RS
-----	---

WLB	56 Braxton Kelley, 6-0, 230, Sr-3L 41 Danny Trevathan, 6-1, 210, Fr-HS 21 Michael Schwindel, 6-2, 220, Jr-2L
-----	--

CB	7 David Jones, 5-10, 185, Sr-3L 36 Robbie McAtee, 5-10, 175, Sr-1L 24 Randall Burden, 6-0, 170, Fr-RS
----	---

SS	10 Matt Lentz, 6-3, 209, Fr-RS 27 Ashton Cobb, 6-0, 208, Jr-2L 6 Taiedo Smith, 6-0, 182, Fr-RS 11 Greg Wilson, 6-1, 195, Fr-RS
----	---

FS	2 Marcus McClinton, 6-1, 210, Sr-3L 33 Calvin Harrison, 6-1, 197, Jr-2L
----	--

CB	32 Trevard Lindley, 6-0, 175, Jr-2L 23 Shomari Moore, 5-9, 185, Sr-3L 19 Winston Guy, 6-1, 205, Fr-HS 25 Ahmad Grigsby, 6-0, 188, Sr-1L
----	--

## 2008 Kentucky Football Statistics

RECORD:	OVERALL	HOME	AWAY	NEUTRAL
ALL GAMES.....	( 6-4-0 )	( 4-2-0 )	( 2-2-0 )	( 0-0-0 )
CONFERENCE.....	( 2-4-0 )	( 1-2-0 )	( 1-2-0 )	( 0-0-0 )
NON-CONFERENCE.....	( 4-0-0 )	( 3-0-0 )	( 1-0-0 )	( 0-0-0 )

DATE	OPPONENT					W/L	SCORE		ATTEND	TEAM STATISTICS				UK		OPP
Aug 31, 2008	at Louisville					W	27-2	42696		FIRST DOWNS.....		173		155		
Sep 06, 2008	NORFOLK STATE					W	38-3	69118		Rushing.....		76		68		
Sep 13, 2008	MIDDLE TENNESSEE					W	20-14	68612		Passing.....		79		76		
Sep 27, 2008	WESTERN KENTUCKY					W	41-3	70731		Penalty.....		18		11		
*Oct 4, 2008	at #2 Alabama					L	14-17	92138		RUSHING YARDAGE.....		1358		1286		
*Oct 11, 2008	SOUTH CAROLINA					L	17-24	70822		Rushing Attempts.....		345		350		
*Oct 18, 2008	ARKANSAS					W	21-20	70534		Average Per Rush.....		3.9		3.7		
*Oct 25, 2008	at #5 Florida					L	5-63	90589		Average Per Game.....		135.8		128.6		
*Nov 01, 2008	at Mississippi State					W	14-13	40168		TDs Rushing.....		15		10		
*Nov 08, 2008	#14 GEORGIA					L	38-42	70626		PASSING YARDAGE.....		1789		1959		
										Att-Comp-Int.....		344-188-10		288-149-12		
RUSHING		GP	Att	Gain	Loss	Net	Avg	TD	Long	Avg/G						
-----		-----														
Derrick Locke	7	63	319	16	303	4.8	1	68	43.3		Average Per Pass.....	5.2		6.8		
Tony Dixon	10	83	314	27	287	3.5	6	15	28.7		Average Per Catch.....	9.5		13.1		
Alfonso Smith	10	60	275	7	268	4.5	1	35	26.8		Average Per Game.....	178.9		195.9		
Randall Cobb	9	53	272	50	222	4.2	6	18	24.7		TDs Passing.....	10		13		
Moncell Allen	10	36	205	4	201	5.6	1	38	20.1		TOTAL OFFENSE.....	3147		3245		
John Conner	10	12	42	1	41	3.4	0	9	4.1		Average Per Play.....	4.6		5.1		
A.J. Nance	10	3	18	0	18	6.0	0	10	1.8		Average Per Game.....	314.7		324.5		
Trey Bowland	2	7	18	1	17	2.4	0	8	8.5		KICK RETURNS: #-Yards....	31-829		25-539		
Eric Adeyemi	10	2	10	3	7	3.5	0	10	0.7		PUNT RETURNS: #-Yards....	34-335		22-224		
Mike Hartline	9	21	54	51	3	0.1	0	9	0.3		INT RETURNS: #-Yards.....	12-81		10-159		
TEAM	9	5	0	9	-9	-1.8	0	0	-1.0		FUMBLES-LOST.....	17-8		20-12		
Total.....	10	345	1527	169	1358	3.9	15	68	135.8		PENALTIES-Yards.....	52-418		64-607		
Opponents.....	10	350	1564	278	1286	3.7	10	78	128.6		PUNTS-AVG.....	61-42.1		59-39.6		
PASSING		GP	Effic	Cmp	Att	Int	Pct	Yds	TD	Lng	Avg/G					
-----		-----														
Mike Hartline	9	101.46	148	273	7	54.2	1388	8	71	154.2						
Randall Cobb	9	104.70	37	66	3	56.1	375	2	37	41.7						
Will Fidler	3	129.60	3	4	0	75.0	26	0	16	8.7						
TEAM	9	0.00	0	1	0	0.0	0	0	0	0.0						
Total.....	10	102.12	188	344	10	54.7	1789	10	71	178.9						
Opponents.....	10	115.44	149	288	12	51.7	1959	13	78	195.9						
RECEIVING		GP	No.	Yds	Avg	TD	Long	Avg/G								
-----		-----														
Dicky Lyons	6	33	264	8.0	2	26	44.0									
Derrick Locke	7	23	195	8.5	1	36	27.9									
Randall Cobb	9	21	197	9.4	2	32	21.9									
Tony Dixon	10	15	63	4.2	0	19	6.3									
Kyrus Lanxter	8	14	136	9.7	0	27	17.0									
T.C. Drake	10	10	171	17.1	0	37	17.1									
Gene McCaskill	9	10	97	9.7	0	18	10.8									
John Conner	10	10	85	8.5	0	20	8.5									
Eric Adeyemi	10	10	69	6.9	0	14	6.9									
Alfonso Smith	10	9	155	17.2	1	71	15.5									
Maurice Grinter	9	9	108	12.0	2	29	12.0									
E.J. Adams	9	9	84	9.3	0	17	9.3									
Aaron Boyd	9	5	46	9.2	0	16	5.1									
Moncell Allen	10	5	39	7.8	1	11	3.9									
DeMoreo Ford	7	3	56	18.7	1	48	8.0									
Matt Roark	10	1	16	16.0	0	16	1.6									
Ross Bogue	9	1	8	8.0	0	8	0.9									
Total.....	10	188	1789	9.5	10	71	178.9									
Opponents.....	10	149	1959	13.1	13	78	195.9									
PUNTING		No.	Yds	Avg	Long	TB	FC	I20	BL							
-----		-----														
Tim Masthay	40	1837	45.9	72	4	9	11									
Ryan Tydlacka	19	729	38.4	49	6	4	13									
TEAM	2	0	0.0	0	0	0	0									
Total.....	61	2566	42.1	72	10	13	24									
Opponents.....	59	2336	39.6	72	2	8	13									
PUNT RETURNS		No.	Yds	Avg	TD	Long										
-----		-----														
Dicky Lyons	20	247	12.4	0	44											
Randall Cobb	7	60	8.6	0	14											
DeMoreo Ford	6	18	3.0	0	8											
Danny Trevathan	1	10	10.0	0	0											
Total.....	34	335	9.9	0	44											
Opponents.....	22	224	10.2	0	37											

FIELD GOALS										KICK RETURNS										No.		Yds		Avg TD Long		
FGM-FGA	Pct	01-19	20-29	30-39	40-49	50-99	Lg	Blk		Derrick Locke	11	314	28.5	1	100											
-----										-----																
Lones Seiber	7-14	50.0	0-0	5-6	0-3	2-5	0-0	40	2	Tony Dixon	7	166	23.7	0	42											
Ryan Tydlacka	3-6	50.0	0-0	0-1	1-2	1-2	1-1	51	1	Winston Guy	4	176	44.0	0	96											
-----										-----																



# 2008 KENTUCKY FOOTBALL GAME-BY-GAME STATISTICS

Game	Score	First Downs	Time of Possession	Rushing (No-Yds-TD)	Passing (Cmp-Att-Int-Yds-TD)	Total Offense (Plays-Yds-TD)	3 <sup>rd</sup> Down Conv.	Fumbles-Lost
KENTUCKY at Louisville	27 2	13 16	32:40 27:20	33-63-1 29-53-0	16-31-0-147-0 20-43-3-152-0	64-210-1 72-205-0	4-of-16 5-of-16	3-1 3-2
KENTUCKY vs. Norfolk State	38 3	22 8	32:22 27:38	44-297-4 29-67-0	15-26-1-147-1 9-24-1-97-0	70-444-5 53-164-0	4-of-12 1-of-13	2-1 1-0
KENTUCKY vs. Middle Tenn.	20 14	21 13	35:06 24:54	35-102-0 23-31-0	28-48-0-254-2 27-37-1-352-2	83-356-2 60-383-2	7-of-19 5-of-15	1-1 1-1
KENTUCKY vs. WKU	41 3	23 8	32:26 27:34	38-216-3 37-142-0	21-32-1-182-1 6-14-0-15-0	70-398-4 51-157-0	7-of-13 3-of-15	0-0 2-1
KENTUCKY at Alabama	14 17	12 15	24:15 35:45	20-35-0 49-282-1	20-42-1-241-2 7-17-1-106-0	62-276-2 66-388-1	5-of-17 5-of-16	1-1 3-2
KENTUCKY vs. South Carolina	17 24	13 16	29:17 30:43	22-62-1 34-74-0	24-44-2-156-0 19-37-2-274-2	66-218-1 71-348-3	1-of-16 8-of-17	1-0 4-2
KENTUCKY vs. Arkansas	21 20	15 21	23:59 36:01	28-88-0 51-236-1	19-35-2-284-3 11-29-2-94-1	63-372-3 80-330-2	5-of-13 6-of-17	5-2 2-2
KENTUCKY at Florida	5 63	17 23	32:17 27:43	33-141-0 41-214-5	17-36-1-127-0 13-18-1-232-3	69-268-0 59-446-8	5-of-17 4-of-8	0-0 2-0
KENTUCKY at Mississippi St.	14 13	17 18	28:38 31:22	36-128-1 27-43-0	16-30-1-146-1 26-42-1-261-2	66-274-2 69-304-2	3-of-14 5-of-16	1-1 0-0
KENTUCKY vs. Georgia	38 42	20 17	34:50 25:10	56-226-5 30-144-3	12-20-1-105-0 17-27-0-376-3	76-331-5 57-520-6	8-of-12 4-of-10	3-1 2-2

## GAME-BY-GAME RUSHING

(No-Yds-TD)	Allen	Adeyemi	Bowland	Cobb	Conner	Dixon	Hartline	Locke	Nance	A. Smith
at Louisville	4-12-0	0-0-0	DNP	1-2-0	1-2-0	12-27-1	2-(-13)-0	10-25-0	0-0-0	2-10-0
vs. Norfolk State	7-71-1	0-0-0	6-16-0	8-48-2	2-10-0	6-16-0	3-2-0	5-96-1	0-0-0	7-38-0
vs. Middle Tenn.	1-(-2)-0	0-0-0	DNP	0-0-0	0-0-0	11-28-0	4-5-0	10-35-0	0-0-0	9-36-0
vs. WKU	7-41-0	1-10-0	0-0-0	INJ	1-2-0	13-45-2	2-17-0	8-34-0	0-0-0	6-67-1
at Alabama	1-(-2)-0	0-0-0	DNP	0-0-0	0-0-0	3-10-0	3-(-19)-0	6-28-0	0-0-0	7-18-0
vs. South Carolina	0-0-0	0-0-0	DNP	2-9-0	0-0-0	1-2-1	2-(-4)-0	15-51-0	0-0-0	2-4-0
vs. Arkansas	7-46-0	0-0-0	DNP	3-(-2)-0	1-1-0	1-5-0	2-1-0	9-34-0	0-0-0	3-6-0
at Arkansas	6-32-0	0-0-0	1-1-0	9-52-0	0-0-0	6-27-0	1-2-0	INJ	2-16-0	8-11-0
at Mississippi St.	2-3-0	0-0-0	DNP	12-31-1	0-0-0	12-66-0	2-12-0	INJ	1-2-0	5-18-0
vs. Georgia	1-0-0	1-(-3)-0	DNP	18-82-3	7-26-0	18-61-2	DNP	INJ	0-0-0	11-60-0

## GAME-BY-GAME RECEIVING

(Rec-Yds-TD)	Adams	Adeyemi	Allen	Boque	Boyd	Cobb	Conner	Dixon	Drake	Ford
at Louisville	2-17-0	0-0-0	0-0-0	0-0-0	ILL	3-31-0	1-20-0	2-7-0	2-14-0	0-0-0
vs. Norfolk State	0-0-0	1-8-0	1-10-0	0-0-0	0-0-0	0-0-0	0-0-0	3-10-0	0-0-0	INJ
vs. Middle Tenn.	0-0-0	1-9-0	0-0-0	0-0-0	0-0-0	0-0-0	1-7-0	2-(-3)-0	4-82-0	0-0-0
vs. WKU	2-22-0	0-0-0	2-13-1	0-0-0	3-16-0	INJ	3-32-0	0-0-0	1-13-0	0-0-0
at Alabama	2-20-0	0-0-0	0-0-0	0-0-0	0-0-0	0-0-0	0-0-0	0-0-0	0-0-0	1-48-1
vs. South Carolina	0-0-0	2-7-0	0-0-0	0-0-0	1-14-0	8-53-0	1-(-2)-0	0-0-0	1-12-0	INJ
vs. Arkansas	INJ	2-18-0	1-9-0	0-0-0	0-0-0	5-73-2	0-0-0	0-0-0	1-37-0	1-3-0
at Florida	1-16-0	1-8-0	0-0-0	1-8-0	1-16-0	2-7-0	3-26-0	5-19-0	0-0-0	1-5-0
at Mississippi St.	0-0-0	1-8-0	1-7-0	0-0-0	0-0-0	3-33-0	1-2-0	1-6-0	1-13-0	0-0-0
vs. Georgia	2-9-0	2-11-0	0-0-0	DNP	0-0-0	0-0-0	0-0-0	2-24-0	0-0-0	DNP

(Rec-Yds-TD)	Grinter	Lanxter	Locke	Lyons	McCaskill	Roark	A. Smith
at Louisville	0-0-0	2-17-0	1-6-0	2-25-0	1-10-0	0-0-0	0-0-0
vs. Norfolk State	0-0-0	2-41-0	1-10-0	5-51-1	2-17-0	0-0-0	0-0-0
vs. Middle Tenn.	2-21-1	3-31-0	2-12-1	12-79-0	0-0-0	1-16-0	0-0-0
vs. WKU	1-23-0	0-0-0	2-23-0	6-34-0	0-0-0	0-0-0	1-6-0
at Alabama	3-29-0	0-0-0	8-81-0	6-63-1	DNP	0-0-0	0-0-0
vs. South Carolina	1-3-0	0-0-0	8-57-0	2-12-0	0-0-0	0-0-0	0-0-0
vs. Arkansas	0-0-0	INJ	0-0-0	INJ	3-30-0	0-0-0	5-108-1
at Florida	INJ	0-0-0	INJ	INJ	2-22-0	0-0-0	0-0-0
at Mississippi St.	1-3-1	3-22-0	INJ	INJ	2-18-0	0-0-0	2-34-0
vs. Georgia	1-29-0	4-25-0	INJ	INJ	0-0-0	0-0-0	1-7-0

**GAME-BY-GAME PASSING**

<b>(Cmp-Att-Int-Yds-TD)</b>	<b>Hartline</b>	<b>R. Cobb</b>	<b>Fidler</b>
at Louisville	16-31-0-147-0	0-0-0-0-0	DNP
vs. Norfolk State	9-15-0-60-0	6-11-1-87-1	0-0-0-0-0
vs. Middle Tenn.	28-47-0-254-2	0-0-0-0-0	DNP
vs. WKU	19-30-1-172-1	INJ	2-2-0-10-0
at Alabama	20-42-1-241-2	0-0-0	DNP
vs. South Carolina	23-43-2-152-0	1-1-0-4-0	DNP
vs. Arkansas	17-32-2-139-3	2-3-0-45-0	DNP
at Florida	7-16-1-33-0	9-18-0-78-0	1-2-0-16-0
at Mississippi St.	9-17-0-90-0	7-13-1-56-1	DNP
vs. Georgia	DNP	12-20-1-105-0	DNP

**GAME-BY-GAME PUNTING**

<b>(No-Avg)</b>	<b>Masthay</b>	<b>Tydlacka</b>
at Louisville	4-42.8	3-41.7
vs. Norfolk State	2-44.0	2-45.5
vs. Middle Tenn.	3-52.7	3-36.3
vs. WKU	2-43.0	2-24.5
at Alabama	8-43.5	2-42.0
vs. South Carolina	6-46.7	2-41.0
vs. Arkansas	2-44.5	2-42.0
at Florida	5-50.6	0-0
vs. Georgia	3-49.7	1-20.0

**GAME-BY-GAME FIELD GOALS**

<b>FG Made (Miss)</b>	<b>Seiber</b>	<b>Tydlacka</b>
at Louisville	21, (49), 25	
vs. Norfolk State	23	
vs. Middle Tenn.	40, (48), (29), (42), 25, (33)	
vs. WKU		45, 33
at Alabama	-	-
vs. South Carolina	-	(21), 51, (45)
vs. Arkansas	-	(30)
at Florida	(32), 27	
at Mississippi St.	(34)	
vs. Georgia	40	

## GAME-BY-GAME DEFENSIVE STATISTICS

### DEFENSIVE LINE

(Tackles, Tackles-for-Loss, Sacks)

Game	Jarmon	Jenkins	Lumpkin	McCord	McDermott	Moss	Oninku	Peters	Pryor
at Louisville	2-1-0	1-0-0	2-1-0	0-0-0	DNP	0-0-0	0-0-0	4-0-0	3-1-0
vs. Norfolk State	4-2.5-1	0-0-0	4-1-0.5	1-0-0	0-0-0	0-0-0	0-0-0	1-0-0	1-1-0
vs. Middle Tenn.	3-0-0	0-0-0	0-0-0	1-0-0	DNP	0-0-0	0-0-0	2-1-0	2-0-0
vs. WKU	4-2-1	5-0.5-0	INJ	1-0-0	3-0-0	DNP	2-0-0	5-2-2	6-0-0
at Alabama	3-0-0	4-0-0	0-0-0	DNP	DNP	0-0-0	0-0-0	2-0-0	2-1.5-1.5
vs. South Carolina	1-0-0	3-0-0	4-0.5-0	1-0.5-0	DNP	DNP	4-1.5-0	4-1.5-1	4-3-2
vs. Arkansas	2-0-0	4-0-0	0-0-0	0-0-0	DNP	DNP	5-0-0	3-1-0	2-1-0
at Florida	2-0-0	6-0-0	3-0.5-0	0-0-0	2-0-0	1-0-0	0-0-0	1-0-0	INJ
at Mississippi St.	2-1-1	4-2-2	1-0.5-0.5	0-0-0	DNP	0-0-0	3-0-0	1-1-0	0-0-0
vs. Georgia	4-0.5-0.5	4-0.5-0.5	0-0-0	0-0-0	DNP	DNP	0-0-0	2-0-0	2-0-0

### LINEBACKERS

(Tackles, Tackles-for-Loss, Sacks, Pass Breakups)

Game	M. Johnson	Kelley	Maxwell	Schwindel	Trevathan	J. Williams	Mabry
at Louisville	5-0-0-0	5-1-1-0	1-1-0-0	0-0-0-0	1-0-0-0	2-1-1-0	0-0-0-0
vs. Norfolk State	3-0.5-0.5-1	3-1-1-0	1-0-0-0	1-0-0-0	0-0-0-0	1-1-1-0	0-0-0-0
vs. Middle Tenn.	9-2-0-0	7-0-0-1	2-0-0-0	2-0-0-0	0-0-0-0	1-0-0-0	0-0-0-0
vs. WKU	INJ	6-1.5-1-0	0-0-0-1	1-0-0-0	2-0-0-0	4-0.5-0-0	0-0-0-0
at Alabama	INJ	13-0.5-0-0	5-0.5-0-0	5-0.5-0-0	1-0-0-0	8-1.5-1.5-0	3-0-0-0
vs. South Carolina	12-1.5-0-0	4-0-0-1	2-0-0-0	INJ	0-0-0-0	1-0-0-0	2-0-0-0
vs. Arkansas	15-2-1-1	15-0-0-0	1-1-0-0	1-0-0-0	0-0-0-0	6-1-0-0	0-0-0-0
at Florida	2-0-0-0	11-0-0-0	5-0-0-0	0-0-0-0	0-0-0-0	0-0-0-0	0-0-0-0
at Mississippi St.	9-3-0-0	4-0-0-0	0-0-0-0	0-0-0-0	0-0-0-0	1-0.5-0.5-0	0-0-0-0
vs. Georgia	8-0-0-0	6-0-0-0	3-1-1-0	0-0-0-0	0-0-0-0	2-0-0-0	1-0-0-0

### DEFENSIVE BACKS

(Tackles, Pass Breakups, Interceptions)

Game	A. Cobb	Burden	Guy	Harrison	D. Jones	Lentz	Lindley	McAtee	McClinton	Moore	T.Smith	Wilson
at Louisville	3-0-0	0-0-0	1-0-0	2-0-0	3-2-0	0-0-1	2-1-1	4-0-0	4-0-1	2-0-0	0-0-0	0-0-0
vs. Norfolk State	3-0-0	DNP	1-0-0	4-0-0	1-0-0	1-0-0	6-1-1	4-0-0	0-0-0	2-0-0	0-0-0	1-0-0
vs. Middle Tenn.	3-0-0	0-0-0	0-0-0	0-0-0	2-0-0	1-0-0	2-1-0	4-1-0	6-0-1	3-1-0	0-0-0	0-0-0
vs. WKU	DNP	0-0-0	0-0-0	1-0-0	3-1-0	4-0-0	1-0-0	2-0-0	2-0-0	2-0-0	0-0-0	1-0-0
at Alabama	DNP	1-0-0	1-0-0	7-0-0	3-1-0	2-0-0	4-3-0	3-0-0	5-0-1	0-0-0	0-0-0	0-0-0
vs. South Carolina	3-0-0	0-0-0	2-0-0	DNP	3-0-0	1-0-0	3-1-1	4-0-0	2-0-0	5-0-1	0-0-0	0-0-0
vs. Arkansas	1-0-0	0-0-0	0-0-0	1-0-0	2-0-1	7-0-0	3-1-0	1-0-0	9-0-1	1-1-0	0-0-0	0-0-0
at Florida	3-0-0	0-0-0	0-0-0	3-0-0	4-0-0	2-1-0	1-1-1	3-0-0	3-0-0	4-1-0	0-0-0	1-0-0
at Mississippi St.	5-0-0	0-0-0	3-0-0	1-0-0	6-0-0	0-0-0	6-0-0	2-0-1	7-0-0	2-0-0	3-1-0	0-0-0
vs. Georgia	6-0-0	2-0-0	0-0-0	0-0-0	2-1-0	0-0-0	1-0-0	2-0-0	2-0-0	4-0-0	0-0-0	0-0-0

## 2008 GAME-BY-GAME STARTERS

## Offensive Starters

[illegible]

## Defensive Starters

[illegible]

## WHEN WAS THE LAST TIME

### KENTUCKY

Scored 40 points: 41 vs. WKU, Sept. 27, 2008  
 Scored 50 points: 50 vs. Tennessee, Nov. 24, 2007  
 Shut Out an Opponent: vs. Vanderbilt (25-0), Nov. 16, 1996  
 Scored on first series: vs. WKU, Sept. 27, 2008 (45-yard field goal by Ryan Tydlacka)  
 Had 25 First Downs: 29 vs. Florida State, Dec. 31, 2007  
 Had 30 First Downs: 37 vs. Tennessee, Nov. 24, 2007  
 Had 250 yards rushing: 297 vs. Norfolk State, Sept. 6, 2008  
 Had 300 yards rushing: 355 vs. Indiana, Sept. 18, 2004  
 Had below 50 yards rushing: 35 vs. Alabama, Oct. 4, 2008  
 Had 300 yards passing: 358 vs. Florida State, Dec. 31, 2007  
 Had 400 yards passing: 430 vs. Tennessee, Nov. 24, 2007  
 Had below 50 yards passing: 43 vs. Florida, Sept. 28, 1996  
 Had 500 yards total offense: 501 vs. Florida State, Dec. 31, 2007  
 Had below 200 yards total offense: 110 vs. Auburn, Oct. 23, 2004  
 Held opp. below 100 yards rushing: 43 vs. Miss. State, Nov. 1, 2008  
 Held opp. below 50 yards rushing: 43 vs. Miss. State, Nov. 1, 2008  
 Held opp. below 100 yards passing: 94 vs. Arkansas, Oct. 18, 2008  
 Held opp. below 50 yards passing: 15 vs. WKU, Sept. 27, 2008  
 Held opponent below 200 yards total offense: 157 vs. WKU, Sept. 27, 2008  
 Recorded a safety: vs. Florida, Oct. 25, 2008  
 Had a player with 30 rush attempts: 31 by Artose Pinner vs. Vanderbilt, Nov. 16, 2002  
 Had a player rush for 100 yards: 152 by Rafael Little vs. Florida State, Dec. 31, 2007  
 Had a player rush for 200 yards: 224 by Artose Pinner vs. Vanderbilt, Nov. 16, 2002  
 Had 2 players rush for 100 yards: Shane Boyd (130) and Tony Dixon (105) vs. Indiana, Sept. 18, 2004  
 Had a player with 3 rushing touchdowns: 3 by Randall Cobb vs. Georgia, Nov. 8, 2008  
 Had a player with 50 pass attempts: 50 by André Woodson, vs. Florida State, Dec. 31, 2007  
 Had a player with 30 pass completions: 32 by André Woodson vs. Florida State, Dec. 31, 2007  
 Had a player with 300 passing yards: 358 by André Woodson vs. Florida State, Dec. 31, 2007  
 Had 2 players pass for 100 yards: Jared Lorenzen (146) and Shane Boyd (140) vs. LSU, Oct. 13, 2001  
 Had a player with 3 touchdown passes: 3 by Mike Hartline vs. Arkansas, Oct. 18, 2008  
 Had a player with 10 pass receptions: 12 by Dicky Lyons Jr. vs. Middle Tenn., Sept. 13, 2008  
 Had a player with 100 yards receiving: 108 by Alfonso Smith vs. Arkansas, Oct. 18, 2008  
 Had 2 players with 100 yards receiving: 108 by Rafael Little and 104 by Jacob Tamme vs. Tennessee, Nov. 24, 2007  
 Had a player with 3 touchdown receptions: 3 by Dicky Lyons, Jr. vs. Florida, Oct. 20, 2007  
 Had a player with 100 rushing and 100 receiving yards in the same game: Rafael Little (132 rushing, 114 receiving) vs. Vanderbilt, Nov. 11, 2006  
 Had a player score a TD by rushing and receiving in the same game: Alfonso Smith vs. Eastern Kentucky, Sept. 1, 2007  
 Had a player throw a TD pass and score a rushing and receiving TD in the same game: Shane Boyd vs. Ohio, Oct. 18, 2003  
 Had a player return a kickoff for a TD: Derrick Locke (100 yards) vs. WKU, Sept. 27, 2008  
 Had a player return a punt for a TD: Rafael Little (84 yards) vs. Louisiana Monroe, Nov. 18, 2006

Had a player return an interception for a TD: Trevard Lindley (28 yards) vs. South Carolina, Oct. 11, 2008  
 Had a player recover/return a fumble for a TD: Ashton Cobb (28 yards) and Myron Pryor (72 yards) vs. Louisville, Aug. 31, 2008  
 Had two defensive TDs in the same game: Ashton Cobb (28 yards) and Myron Pryor (72 yards) vs. Louisville, Aug. 31, 2008  
 Had a player block a punt: Danny Trevathan vs. Georgia, Nov. 8, 2008  
 Had a player block a field goal: Matt Roark vs. Louisville, Aug. 31, 2008  
 Had a player return a blocked FG for a TD: Bo Smith (72 yards) vs. Vanderbilt, Nov. 11, 2005  
 Had a player block a PAT: Matt Roark vs. Miss. State, Nov. 1, 2008  
 Had a field goal of 50 yards or more: Ryan Tydlacka (51 yards) vs. South Carolina, Oct. 11, 2008  
 Played an overtime game: Nov. 24, 2007 vs. UT (4OT) - (L, 52-50)  
 Won an overtime game: Oct. 13, 2007 vs. LSU (3OT) - (W, 43-37)

### OPPONENTS

Scored 40 points: 42 by Georgia, Nov. 8, 2008  
 Scored 50 points: 63 by Florida, Oct. 25, 2008  
 Shut Out Kentucky: 0-49 by LSU, Oct. 14, 2006  
 Rushed for 300 yards: 338 by Arkansas, Sept. 22, 2007  
 Passed for 300 yards: 376 by Georgia, Nov. 8, 2008  
 Had 500 yards of total offense: 520 by Georgia, Nov. 8, 2008  
 Recorded a safety: Louisville, Aug. 31, 2008  
 Blocked a Kentucky punt: Florida, Oct. 25, 2008  
 Blocked a Kentucky field goal: Florida, Oct. 25, 2008  
 Blocked a Kentucky PAT: Eastern Kentucky, Sept. 1, 2007  
 Had a player with 30 rush attempts: 35, Michael Smith (Arkansas), Oct. 18, 2008  
 Had a player with 100 yards rushing: 123 by Knowshon Moreno (Georgia), Nov. 8, 2008  
 Had a player with 200 yards rushing: 218 by Glen Goffee (Alabama), Oct. 4, 2008  
 Had two players with 100 yards rushing: 173 by Darren McFadden and 133 by Felix Jones (Arkansas), Sept. 22, 2007  
 Had a player with 40 pass attempts: 42, Tyson Lee (Mississippi State), Nov. 1, 2008  
 Had a player with 20 pass completions: 26, Tyson Lee (Mississippi State), Nov. 1, 2008  
 Had a player with 300 yards passing: 376, Matthew Stafford (Georgia), Nov. 8, 2008  
 Had two players with 100 yards passing: 169 by Stephen Garcia and 105 by Chris Smelley (South Carolina), Oct. 11, 2008  
 Had a player with 10 pass receptions: 13, Harry Douglas (Louisville), Sept. 15, 2007  
 Had a player with 100 yards receiving: 191, Mohamed Massaquoi (Georgia), Nov. 8, 2008  
 Had two players with 100 yards receiving: 117, Malcolm Beyah and 106 Desmond Gee (Middle Tennessee), Sept. 13, 2008  
 Had a player return a kickoff for a TD: Felix Jones (Arkansas), 82 yards, Sept. 22, 2007  
 Had a player return a punt for a TD: Sterling Mennear (Idaho State), 26 yards, Sept. 10, 2005  
 Had a player return a blocked FG for a TD: Captain Munnerlyn (81 yards) vs. South Carolina, Oct. 11, 2008  
 Had a player return an interception for a TD: Ahmad Black (Florida), 40 yards, Oct. 25, 2008  
 Had a defensive player return/recover a fumble for a TD: Rolando McClain (Alabama), 4 yards - Oct. 4, 2008

**CAREER****MOST INTERCEPTIONS**

1. 14 Darryl Bishop (376 yards), 1971-73
2. 11 Wilbur Jamerson (310 yards), 1947-50
- 11 Tony Mayes (74 yards), 1983-86
4. 10 **Marcus McClinton (55 yards), 2004-present**
- 10 Larry Carter (176 yards), 1977-79
- 10 Buzz Burnam (57 yards), 1970-72
7. 9 **Trevard Lindley (88 yards), 2006-present**

**MOST PASS RECEPTIONS**

1. 208 Craig Yeast (2,899 yards), 1995-98
2. 197 Derek Abney (2,339 yards), 2000-03
3. 194 Anthony White (1,520 yards), 1996-99
4. 189 Keenan Burton (2,376 yards), 2003-07
5. 141 **Dicky Lyons, Jr. (1,752 yards) 2004, 06-present**
6. 133 Jacob Tammie (1,417 yards), 2004-07
7. 131 Rafael Little (1,324 yards), 2004-07
8. 129 Derek Homer (1,052 yards), 1997-2000
9. 120 James Whalen (1,324 yards) 1997-99
10. 112 Quentin McCord (1,743 yards) 1996, 1998-2000

**MOST RECEIVING YARDS**

1. 2,899 Craig Yeast (208 rec.), 1995-98
2. 2,376 Keenan Burton (189 rec.), 2003-07
3. 2,339 Derek Abney (197 rec.), 2000-03
4. 1,752 **Dicky Lyons Jr. (141 rec.), 2004, 06-present**
5. 1,743 Quentin McCord (112 rec.), 1996, 1998-2000
6. 1,520 Anthony White (194 rec.), 1996-99

**MOST TOUCHDOWN PASS RECEPTIONS**

1. 28 Craig Yeast, 1995-98
2. 25 Keenan Burton, 2003-07
3. 18 Derek Abney, 2000-03
- 18 **Dicky Lyons Jr., 2004, 06-present**
5. 17 Steve Meilinger, 1951-53

**MOST PATS MADE BY KICKING**

1. 127 Seth Hanson (135 att.), 1997-98, 2000-01
2. 118 Taylor Begley (125 att.), 2002-05
3. 113 **Lones Seiber (117 att.), 2006-present**

**MOST PATS ATTEMPTED BY KICKING**

1. 135 Seth Hanson (127 made), 1997-98, 2000-01
2. 125 Taylor Begley (118 made), 2002-05
3. 117 **Lones Seiber (113 made), 2006-present**

**MOST FIELD GOALS MADE**

1. 57 Joey Worley (85 att.), 1984-87
2. 36 Taylor Begley (53 att.), 2002-05
3. 35 Seth Hanson (48 att.), 1997-98, 2000-01
4. 34 Doug Pelfrey (52 att.), 1990-92
- 34 **Lones Seiber (58 att.), 2006-present**
6. 29 Ken Willis (41 att.), 1987-89

**MOST FIELD GOALS ATTEMPTED**

1. 85 Joey Worley (57 made), 1984-87
2. 58 **Lones Seiber (34 made), 2006-present**
3. 55 John Pierce (24 made), 1974-76
4. 53 Taylor Begley (36 made), 2002-05
5. 52 Doug Pelfrey (34 made), 1990-92

**MOST PASS BREAKUPS**

1. 32 **Trevard Lindley, 2006-present**
2. 27 Antoine Huffman, 2002-05
3. 25 Leonard Burrese, 2000-03
- 25 Eric Kelly, 1997-2000
- 25 Van Hiles, 1993-96

**MOST QUARTERBACK SACKS**

1. 26 Oliver Barnett, 1986-89
2. 19 Dennis Johnson, 1998-2001
3. 17 Chris Ward, 1993-96
- 17 Dean Wells, 1989-92
5. 16.5 **Jeremy Jarmon, 2006-present**
6. 16 Jerry Reese, 1984-87

**SEASON****MOST INTERCEPTIONS**

1. 9 Jerry Claiborne (130 yards), 1949
2. 7 Paul Calhoun (91 yards), 1984
3. 6 Marcus Jenkins (45 yards), 1993
- 4 **Trevard Lindley (55 yards), 2008**
- 4 **Marcus McClinton (20 yards), 2008**