

2010 FLORIDA FOOTBALL

SEC Champions: 1991 ♦ 1993 ♦ 1994 ♦ 1995 ♦ 1996 ♦ 2000 ♦ 2006 ♦ 2008

National Champions: 1996 ♦ 2006 ♦ 2008



5-3, 3-3 SEC

FLORIDA HITS THE ROAD TO FACE VANDERBILT

Vanderbilt Stadium (39,773) - Nashville, Tenn.

November 6, 2010 - 12:21 p.m. ET



2-6, 1-4 SEC

Release Date: Sunday, October 31, 2010

THE STORYLINE

Florida travels to Vanderbilt at 5-3 (3-3 SEC) after a 34-31 overtime win in its annual Jacksonville clash with Georgia. Vanderbilt comes into the contest after losing on the road at Arkansas, 49-14, dropping the Commodores to 2-6 (1-4 SEC).

Saturday marks the 44th meeting in series history, with UF holding a 32-9-2 edge all-time. The Gators are 5-0 against Vanderbilt under head coach Urban Meyer.

LAST TIME OUT

Florida posted a dramatic 34-31 overtime win over Georgia in the teams' annual showdown in Jacksonville, with Chas Henry booting a 37-yard field goal on the game's final play.

Florida drove 91 yards for the game's first score, with a 20-yard run by Chris Rainey putting Florida up, 7-0. The Bulldogs immediately answered with a touchdown drive of their own, knotting the score at 7-7. The Gators used turnovers on back-to-back possessions to jump to a 21-7 lead heading into halftime.



P Chas Henry

Georgia furiously rallied, tying the score at 24-all with 9:01 remaining in the game. UF had an answer, as Trey Burton broke free for a 51-yard touchdown run to put Florida up, 31-24. However, a big kickoff return gave Georgia the ball at UF's 43-yard line to open its following drive. The Bulldogs capitalized, once again tying the game. Neither team was able to sustain a drive in the game's closing minutes, forcing overtime.

In the first overtime, Georgia faced third-and-nine at UF's 24 when Will Hill intercepted Aaron Murray's pass. Hill returned the ball 89 yards before being tripped up just shy of the goal line. Needing any type of score on its possession to win the game, Florida called upon Henry to kick the game-winner, and the senior from Dallas, Ga., delivered a perfect kick.

It marked Florida's 17th straight win over SEC East foes, while the Gators improved to 17-1 against its rivals under head coach Urban Meyer, who now holds a 32-3 career record in games with more than one week to prepare (season openers, coming off a bye, bowl games).

-DID YOU KNOW?-

Chas Henry's game-winning 37-yard field goal was the first by a UF player on the game's final play since Arden Czyzewski kicked a 41-yard field goal to defeat LSU, 16-13, on Oct. 7, 1989.

-2010 SCHEDULE-

Sept. 4	MIAMI UNIVERSITY	W	34-12
Sept. 11	USF	W	38-14
Sept. 18	at Tennessee*	W	31-17
Sept. 25	KENTUCKY*	W	48-14
Oct. 2	at Alabama* (1)	L	6-31
Oct. 9	LSU* (12)	L	29-33
Oct. 16	MISSISSIPPI STATE* (HC)	L	7-10
Oct. 23	Bye Week		
Oct. 30	Georgia* (at Jacksonville)	W	34-31/OT
Nov. 6	at Vanderbilt*	SEC	12:21 p.m.
Nov. 13	SOUTH CAROLINA*		TBA
Nov. 20	APPALACHIAN STATE		TBA
Nov. 27	at Florida State		TBA

*SEC game

All times Eastern

Follow Florida football on Twitter:

@CoachUrbanMeyer and @GatorZoneFB.

RANKINGS

Rankings (AP/Coaches/Harris): UF (NR); VU (NR)

-Florida's win over Georgia was its first game played as an unranked team under head coach Urban Meyer. Before its loss to Mississippi State, UF had been ranked in every poll under Meyer, including 62 times in the top 10.

GAME BROADCASTS

Television: The SEC Network will carry the game, called by Dave Neal (play-by-play), Andre Ware (analyst) and Cara Capuano (sideline). Sun Sports will re-air the game at 8:30 a.m. on Sunday, Nov. 7, on Sun Sports' "Breakfast with the Gators" presented by Regions and again on Tuesday, Nov. 9, at 11 p.m., with Larry Vettel (play-by-play), Nat Moore (analyst) and Brady Ackerman (sideline) calling the action.

Radio: The team of Mick Hubert (play-by-play), Lee McGriff (analyst) and Brady Ackerman (sideline) will broadcast the contest on the Gator Radio Network. Scot Brantley and Travis McGriff co-host the pre-game show, which begins two hours before kickoff. A 60-minute post-game show will also air following the game's conclusion. The Gator Radio Network broadcast will also be available on Sirius and XM. ESPN Radio will have a national broadcast with Bill Rosinski (play-by-play), David Norrie (analyst) and Joe Schad (sideline).

TOP INDIVIDUAL LEADERS

-RUSHING-

Florida	G	Att.	Net	Avg.	TD	YPG
Demps	7	78	488	6.3	3	69.7
Burton	8	49	248	5.1	10	31.0

Vanderbilt	G	Att.	Net	Avg.	TD	YPG
Norman	8	77	459	6.0	4	57.4
Stacy	8	56	321	5.7	3	40.1

-PASSING-

Florida	C-A-I	Pct.	Yds.	TD	YPG
Brantley	145-233-6	62.2	1,459	6	182.4
Burton	3-4-1	75.0	68	0	8.5

Vanderbilt	C-A-I	Pct.	Yds.	TD	YPG
Smith	89-176-4	50.6	1,030	6	128.8
Funk	6-15-2	40.0	123	1	30.8

-RECEIVING-

Florida	G	Rec.	Yds.	Avg.	TD	YPG
Thompson	8	27	389	14.4	0	48.6
Burton	8	25	150	6.0	1	18.8

Vanderbilt	G	Rec.	Yds.	Avg.	TD	YPG
Barden	8	23	267	11.6	3	33.4
Cole	8	16	216	13.5	1	27.0

-DEFENSE-

Florida	UT-AT-TT	TFL	S	INT	FF	FR
Black	49-23-72	5.0	1	3	2	1
Je. Jenkins	21-20-41	2.0	1	1	0	1

Vandy	UT-AT-TT	TFL	S	INT	FF	FR
Richardson	48-21-69	6.5	1.0	0	0	0
Marve	33-25-58	4.5	0.5	0	0	0

LAST FIVE MEETINGS

2009 UF 27 VU 3

(Gainesville) Florida won its 19th consecutive game with a 27-3 victory. The Gators held the Commodores to just 99 yards rushing and 100 yards passing, the sixth time last season that the UF defense had held its opponent to under 100 yards rushing. Aaron Hernandez had seven receptions for 120 yards.

2008 UF 42 VU 14

(Nashville) The Gators posted a 42-14 win to clinch the SEC East as Tim Tebow accounted for five touchdowns, all of which came in the first half. He finished the game 12-for-17 for 171 yards and three touchdowns and led the squad in rushing with 88 yards on 11 carries and two scores.

2007 UF 49 VU 22

(Gainesville) Percy Harvin had 11 carries for 113 yards with two touchdowns and nine receptions for 110 yards, marking the first time in school history that a player rushed and received for more than 100 yards in a single game, as the Gators posted a 49-22 Homecoming victory.

2006 UF 25 VU 19

(Nashville) Quarterback Chris Leak ran for two touchdowns and Florida's special teams blocked two punts as Gators claimed the road victory. UF's win, coupled with Tennessee's loss to LSU, clinched the Eastern Division crown.

2005 UF 49 VU 42 (2OT)

(Gainesville) An interception by Reggie Lewis on a pass by Jay Cutler ended the game. On the previous possession, wide receiver Jemalle Cornelius hauled in a 16-yard reception from Chris Leak with a dramatic catch in the back of the end zone. Leak finished with a career-high 32 completions in 41 attempts for 257 yards and passed for three TDs.

SERIES HISTORY

Series: Florida leads, 31-9-2

At Gainesville: Florida leads, 18-1-1

At Nashville: Florida leads, 13-7-1

At Neutral Sites: Vanderbilt leads, 1-0

Streak: Florida has won 19

	W/L/T	UF	VU	Rank (UF/VU)
*1945	L	0	7	
\$1946	L	0	20	
+1949	L	17	22	
\$1950	W	31	27	NR/13
*1951	W	33	13	
\$1952	L	13	20	
\$1955	L	6	21	
\$1956	W	21	7	
*1957	W	14	7	
*1958	T	6	6	18/NR
\$1959	L	6	13	19/NR
*1960	W	12	0	
\$1961	W	7	0	
*1962	W	42	7	
\$1963	W	21	0	
\$1966	W	13	0	
*1967	W	27	22	
\$1968	T	14	14	15/NR
*1969	W	41	20	10/NR
\$1974	L	10	24	8/NR
*1975	W	35	0	18/NR
\$1982	L	29	31	14/NR
*1983	W	29	10	9/NR
\$1988	L	9	24	20/NR
*1989	W	34	11	25/NR
\$1992	W	41	21	9/NR
*1993	W	52	0	8/NR
\$1994	W	24	7	3/NR
*1995	W	38	7	3/NR
\$1996	W	28	21	1/NR
*1997	W	20	7	13/NR
\$1998	W	45	13	5/NR
*1999	W	13	6	5/NR
\$2000	W	43	20	6/NR
*2001	W	71	13	4/NR
\$2002	W	21	17	23/NR
*2003	W	35	17	17/NR
\$2004	W	34	17	
*2005	W	49	42	13/NR
\$2006	W	25	19	7/NR
*2007	W	49	22	18/NR
\$2008	W	42	14	4/NR
*2009	W	27	3	1/NR

* Gainesville
\$ Nashville
+ Jacksonville, Fla.

TOP PERFORMANCES VS. VANDY

Individual

Rushing

Attempts	26	James Jones, 1992
Yards	202	Ciattrick Fason, 2004
TD's	2	Emmitt Smith, 1989
		Fred Taylor, 1994
		Chris Leak, 2005 & '06
		Percy Harvin, 2007
		Tim Tebow, 2007 & '08

Receiving

Catches	11	Chris Doering, 1995
Yards	169	Chris Doering, 1995
TD's	3	Carlos Alvarez, 1969

Passing

Comp.	32	Chris Leak, 2005
Attempts	43	Shane Matthews, 1992
Yards	460	Doug Johnson, 1998
TD's	5	John Reeves, 1969

Team

Rushing

Attempts	69	1975
Yards	438	1975
TD's	4	1975, 2005, '07

Passing

Comp.	28	1992
Attempts	48	1995
Yards	456	1998
TD's	6	2001

HEAD COACHES

Urban Meyer

Record at Florida: 62-13 (.827)

Overall Record: 101-21 (.828)

Seasons at Florida/Overall: 6/10

Robbie Caldwell

Record at Vanderbilt: 2-6 (.250)

Overall Record: Same

Seasons at Vanderbilt/Overall: 1/1

SITUATIONAL RECORDS UNDER COACH MEYER

Since 2005, Florida's record when...

Opponent scores < 21	51-3
Rushing for 150+ yards.....	44-4
Rushing for < 150 yards.....	17-9
Rushing for 100+ yards.....	55-9
Rushing for < 100 yards.....	7-4
Opp. rushes for < 100 yards	43-1
Back rushes for 100+ yards	18-1
Out-rushing opponent.....	60-5
Out-rushed by opponent.....	2-8
Scoring first	47-1
Opponent scores first	15-12
Leading at the half.....	55-3

Tied at the half	3-3
Trailing at the half	4-7
Blocking a punt	14-0
Opp. is unranked at game time.....	43-4
Playing in the state of Florida	44-6
Playing in Gainesville.....	35-4
Playing in Jacksonville	5-1
Playing in Miami	1-0
Playing in Orlando	0-1
Playing in Tallahassee	2-0
Playing in Tampa	1-0

FROM LAST GAME

-DEFENSE-

-The Florida defense had four takeaways, including three interceptions and one fumble recovery. The three turnovers created in regulation resulted in 14 points, while Will Hill's interception in overtime set the stage for the Gators to kick the game-winning field goal. It marked the fourth game this season the UF defense has forced at least four turnovers.

-UF limited A.J. Green, who entered the game averaging 91.2 yards per game, to just 42 yards receiving on four receptions. Green was defended primarily by Janoris Jenkins, who grabbed an interception on the game's first play from scrimmage.

-Florida held Aaron Murray below a 50 percent completion rate, the second game in a row it has done so and third time overall this season.

-With UF's three interceptions in the game, the Gators have tallied 10 picks in its last three showdowns against Georgia.

-OFFENSE-

-Florida posted big five plays of 20-plus yards and committed just one turnover to help the Gators post a plus-three turnover margin.

-After going 5-of-11 in the red zone in the previous three games, UF was 5-of-6 with three touchdowns and two field goals.

-Florida scored 21 points in the second quarter, which matched a season high for points in a quarter (Miami University, USF) and marked the first time of those instances that all the points have come from the offense.

-The average touchdown drive for Florida was 1:54 after entering the game with an average of 3:33 for the season.

-UF had three players exceed 100 all-purpose yards, the first time that has happened since the 2010 Sugar Bowl vs. Cincinnati.

-The Gators totaled 231 rushing yards against the Bulldogs' defense, which entered the game giving up 99.2 yards per game on the ground and ranking No. 1 in the SEC and No. 12 in the nation.

-Florida racked up 450 yards of total offense against a team that was giving up just 306.8 per game. The 34 points scored by the Gators was the most Georgia's defense has given up all season.

-The Gators' 91-yard scoring drive at the start of the second quarter was their longest of the season.

-SPECIAL TEAMS-

-Chas Henry kicked the game-winning field goal from 37 yards out in overtime, marking the second game-winning field goal for Florida during head coach Urban Meyer's tenure (Caleb Sturgis vs. Arkansas, 2009).

-Henry also booted a 61-yard punt in the third quarter. It was his fourth this season of 60-plus yards. He averaged 46.8 yards on six punts with a net of 41.2.

-Chris Rainey had six kickoff returns for 148 yards, with a long of 45 yards. He became the fourth Florida player this season to take a kickoff back 45 yards or more.

-TALE OF THE TAPE-

GatorsOpponents

28.4.....	Scoring Offense.....	20.2
149	First Downs.....	142
153.2.....	Rushing Offense.....	130.6
190.9.....	Passing Offense.....	184.9
344.1.....	Total Offense.....	315.5
26.3.....	Kick Return Avg.	21.4
7.0.....	Punt Return Avg.	11.3
16/359	Interceptions/Return yards.....	7/71
21/8.....	Fumbles/Lost.....	7/4
61/429	Penalties/Yards	51/372
43.8.....	Net Punting Avg.	37.3
30:16.....	Time of Possession.....	29:44
42/104 (.404).....	Third Down Conversions	42/108 (.389)
10/18 (.556).....	Fourth Down Conversions	5/7 (.714)
15/90	Sacks By/Yards	13/90
27/36 (.750).....	Red Zone Scoring.....	20/25 (.800)
23/36 (.639).....	Red Zone Touchdowns	12/25 (.480)

CommodoresOpponents

18.2.....	Scoring Offense.....	27.9
103	First Downs.....	162
142.6.....	Rushing Offense.....	177.2
144.1.....	Passing Offense.....	236.8
286.8.....	Total Offense.....	414.0
23.1.....	Kick Return Avg.	22.3
6.8.....	Punt Return Avg.	2.5
6/21.....	Interceptions/Return yards.....	6/143
20/5.....	Fumbles/Lost.....	16/4
48/400	Penalties/Yards	42/359
39.8.....	Net Punting Avg.	35.9
25:35.....	Time of Possession.....	34:25
22/100 (.220).....	Third Down Conversions	50/131 (.382)
2/10 (.200).....	Fourth Down Conversions	5/10 (.500)
14/80	Sacks By/Yards	21/150
13/16 (.813).....	Red Zone Scoring.....	27/33 (.818)
9/16 (.563).....	Red Zone Touchdowns	19/33 (.576)

ABOUT THE OPPONENT

Vanderbilt University, located in Nashville, Tenn., holds a 2-6 record this season, including 1-4 in the SEC. Head coach Robbie Caldwell is in his first year as head coach. Larry Smith has passed for 1,030 yards with six touchdowns and four interceptions, while Warren Norman leads VU in rushing with 459 yards and four touchdowns on the ground and a 6.0 average. Casey Hayward was posted five interceptions for the Commodores' defense, and Sean Richardson leads the team with 69 total tackles.

-VANDERBILT 2010 SCHEDULE-

Sept. 4	NORTHWESTERN	L, 21-23
Sept. 11	LSU	L, 3-27
Sept. 18	at Ole Miss	W, 28-14
Oct. 2	at Connecticut	L, 21-40
Oct. 9	EASTERN MICHIGAN	W, 52-6
Oct. 16	at Georgia	L, 0-43
Oct. 23	SOUTH CAROLINA	L, 7-21
Oct. 30	at Arkansas	L, 14-49
Nov. 6	FLORIDA	12:21 p.m.
Nov. 13	at Kentucky	TBA
Nov. 20	TENNESSEE	TBA
Nov. 27	WAKE FOREST	TBA

LAST GAME'S TOP PERFORMERS

AHMAD BLACK: Totaled a team-leading 12 tackles, marking the fourth time this season he has reached double digits in the tackles column. Forced a fumble on a sack that set up one of Florida's touchdowns.

JOHN BRANTLEY: Completed 16 of 25 passes for 193 yards with a long of 40 yards.

TREY BURTON: Posted the first 100-yard rushing game of his career, carrying the ball 17 times for 110 yards and two touchdowns, including a career-long 51-yard touchdown run in the fourth quarter. Also added five receptions for 35 yards.

FRANKIE HAMMOND JR.: Grabbed three receptions for 46 yards, with all three catches going for a first down. Has eight receptions for 115 yards over the past two games.

CHAS HENRY: Kicked the game-winning field goal in overtime, a 37-yarder. Also converted a 34-yard field goal in the fourth quarter. Tallied six punts for a 46.8-yard average with two inside the 20. Had a long punt of 61 yards, his fourth punt of 60-plus yards this season.

WILL HILL: Had two interceptions and 102 return yards, including one in overtime that he returned 89 yards. Also had a third pick on a Georgia two-point conversion (does not count toward official stats). Finished the game with six tackles.

JANORIS JENKINS: Picked off Aaron Murray on the game's first play from scrimmage. Helped limit A.J. Green to four receptions for 42 yards.

CHRIS RAINEY: Led the team with 241 all-purpose yards, including 84 rushing, nine receiving and 148 on kickoff returns.

CROSSING PATHS

-Vanderbilt defensive ends coach Mike Pelton served as defensive line coach at Iowa State in 2006 when UF defensive line coach Dan McCarney was the Cyclones' head coach.

-Florida tackle Matt Patchan and Vanderbilt offensive lineman Justin Cabbagestalk both played for Armwood High School in Tampa, Fla. The two contributed to the school's 50-game home winning streak from 2003-09.

-UF cornerback Moses Jenkins and Vanderbilt defensive back Steven Clarke both come from Boyd H. Anderson High School in Lauderdale Lakes, Fla.

-Gator cornerback Jeremy Brown and the Commodores defensive end Johnell Thomas are both products of Boone High School in Orlando, Fla.

ON THIS DATE: NOV. 6, 1993

-FLORIDA 61, SW LOUISIANA 14-

GAINESVILLE, Fla. - Florida quarterback Terry Dean set a South-eastern Conference record with six touchdown passes, and the Gators set a school record with 512 passing yards in the Homecoming victory over Southwestern Louisiana. The win was Florida's 22nd in a row at The Swamp.

Dean threw one first-half touchdown to Chris Doering and two apiece to Jack Jackson and Willie Jackson as part of a 40-0 run to start the game and a 40-7 halftime lead. UF extended its lead in the third quarter as Dean connected with Jack Jackson a third time. In addition to setting a personal record with 153 yards receiving and tying his career high with eight receptions, Jack Jackson tied a school record with his three touchdown receptions.

SEC AT A GLANCE

-2010 STANDINGS-

Team	SEC	Pct.	Overall	Pct.
<i>Eastern Division</i>				
South Carolina Gamecocks	4-2	.667	6-2	.750
Florida Gators	3-3	.500	5-3	.625
Georgia Bulldogs	3-4	.429	4-5	.444
Vanderbilt Commodores	1-4	.200	2-6	.250
Kentucky Wildcats	1-5	.167	4-5	.444
Tennessee Volunteers	0-5	.000	2-6	.250
<i>Western Division</i>				
Auburn Tigers	6-0	1.000	9-0	1.000
Alabama Crimson Tide	4-1	.800	7-1	.875
LSU Tigers	4-1	.800	7-1	.875
Mississippi State Bulldogs	3-2	.600	7-2	.778
Arkansas Razorbacks	3-2	.600	6-2	.750
Ole Miss Rebels	1-4	.200	3-5	.375

-THIS WEEK'S SCHEDULE-

Saturday, Nov. 6

Florida at Vanderbilt	12:21 p.m.
Idaho State at Georgia.....	12:30 p.m.
Charleston Southern at Kentucky	12:30 p.m.
Chattanooga at Auburn	1 p.m.
Alabama at LSU	3:30 p.m.
Arkansas at South Carolina	7 p.m.
Louisiana-Lafayette at Ole Miss	7 p.m.
Tennessee at Memphis.....	8 p.m.

All times Eastern

TRACKING THE OPPONENTS

Miami University (5-4) Bye

Last: W 21-9 at Buffalo; Next: at Bowling Green

USF (4-3) vs. Rutgers

Last: Bye; Next: at Louisville

Tennessee (2-6) at Memphis

Last: L 24-38 at South Carolina; Next: vs. Ole Miss

Kentucky (4-5) vs. Charleston Southern

Last: L 17-24 at Mississippi State; Next: vs. Vanderbilt

Alabama (7-1) at LSU

Last: Bye; Next: vs. Mississippi State

LSU (7-1) vs. Alabama

Last: Bye; Next: vs. Louisiana-Monroe

Mississippi State (7-2) Bye

Last: W 24-17 vs. Kentucky; Next: at Alabama

Georgia (4-5) vs. Idaho State

Last: L 31-34 (OT) vs. Florida (at Jacksonville); Next: at Auburn

Vanderbilt (2-6) vs. Florida

Last: L 14-49 at Arkansas; Next: at Kentucky

South Carolina (6-2) vs. Arkansas

Last: W 38-24 vs. Tennessee; Next: at Florida

Appalachian State (8-0) at Georgia Southern

Last: W 37-26 vs. Furman; Next: vs. Wofford

Florida State (6-2) vs. North Carolina

Last: L 24-28 at N.C. State; Next: vs. Clemson

PLAY GREAT DEFENSE

-The Gator defense ranks No. 1 in the SEC in average rushing yards allowed per game (7,415 total) during Meyer's tenure and is the only team in the conference allowing less than 100 yards rushing per game in that span.

Rushing Yards Per Game Allowed (SEC - since 2005)

1. Florida	98.9
2. Alabama	100.1
3. LSU	109.8
4. Georgia	121.1
5. Auburn	130.2

Rushing Yards Per Game Allowed (nation - since 2005)

1. TCU	81.8
2. Ohio State	90.4
3. Texas	91.7
4. Boston College	92.4
5. Penn State	98.5
6. Florida	98.9

-The Gator defense is in the top five nationally in scoring defense over the past three seasons. Florida yielded 174 points in 2009, including 18 touchdowns (six rushing, 10 receiving, two interception returns), which tied for third-fewest in the nation. The 12.4 per-game average in 2009 was No. 2 in the country.

Points Per Game Allowed (SEC - since 2008)

1. Alabama	12.9
2. Florida	14.4
3. LSU	19.1
4. South Carolina	20.4
5. Ole Miss	22.1

Points Per Game Allowed (nation - since 2008)

1. TCU	11.2
2. Alabama	12.9
3. Ohio State	13.3
4. Iowa	14.3
5. Florida	14.4

SCORE IN THE RED ZONE

-The Gators' touchdown percentage in the red zone since 2007 tops the SEC. UF's red zone touchdowns in that time frame exceed three SEC teams' total red zone trips. The Gators put together a streak of 15 straight red-zone scores earlier this season, including 14 touchdowns.

Red Zone Touchdown Percentage (SEC - since 2007)

1. Florida	163/243	67.1%
2. Arkansas	110/168	65.5%
3. Kentucky	123/189	65.1%
4. Georgia	115/177	65.0%
5. LSU	121/190	63.7%

-The Gators also rank No. 4 in the nation in overall red zone defense since 2008, allowing 72 scores (44 touchdowns, 28 field goals) on 96 opponent trips into the red zone.

Red Zone Scoring Defense (nation - since 2008)

1. Alabama	53/73	72.6%
2. TCU	40/55	72.7%
3. East Carolina	100/134	74.6%
4. Missouri	92/123	74.8%
5. Florida	72/96	75.0%

TURNOVERS

-The Gators have been stingy in turning the ball over, committing the third-fewest turnovers in the nation since 2005.

Turnovers Committed (nation - since 2005)

1. Alabama	91
2. Florida	96
3. Air Force	99
Navy	99
5. Ohio State	103

-Since 2005, the Gators have posted 24 games in which they recorded zero giveaways (one in 2010: USF), tied for the best figure in the nation in that time frame.

Games With Zero Giveaways (nation - since 2005)

1. Florida	24
West Virginia	24
3. Buffalo	19
Notre Dame	19
5. Ball State	17
Memphis	17

-The Gator defense has the second-most interceptions in the country since 2005, bolstered by 16 during the 2010 season, which is tied for best in the nation (Toledo).

Interceptions (nation - since 2005)

1. Boston College	111
2. Florida	110
3. Oregon	103
4. Boise State	101
5. Alabama	100

WIN THE KICKING GAME

-Florida has one block in 2010, coming on a field goal block by Omar Hunter against Kentucky. In 2008, the Gators blocked a school-record nine kicks en route to a national title, including five punts, three field goals and one extra point.

Florida Blocked Kicks (since 2005)

Year	Type	Total
2010	1 FG	1
2009	2 punts	2
2008	5 punts, 3 FG, 1 PAT	9
2007	4 punts	4
2006	5 punts, 2 FG, 1 PAT	8
2005	2 punts, 2 FG, 1 PAT	5
Totals	18 punts, 8 FG, 3 PAT	29

-UF has excelled in covering punts, allowing the fewest punt return yards in the nation since Meyer became head coach. In 2009, the Gators gave up 21 punt return yards, second-fewest in the nation (Hawaii, 15) and were the last team in the FBS to allow a punt return yard, with the first coming in their ninth game (Vanderbilt). UF has allowed zero punt return yards in 22 of its last 28 games.

Punt Return Yards Allowed (nation - since 2005)

1. Florida	331
2. Iowa	490
3. Ohio State	531
4. Oklahoma	577
5. LSU	696

NOTABLE MEYER NUMBERS

-Urban Meyer is one of nine coaches in college football history to compile multiple 20-game winning streaks and one of two who remain active.

*Coaches with Multiple 20-Game Win Streaks***Urban Meyer* (Utah/Florida) 22, 20**

Tom Osborne (Nebraska).....26, 22

Joe Paterno* (Penn State).....23, 20

Don Coryell (San Diego State)25, 21

Bud Wilkinson (Oklahoma).....47, 31

Robert Neyland (Tennessee).....22, 20

George Woodruff (Penn)34, 31

Fielding Yost (Michigan).....29, 26

Walter Camp (Yale).....28, 27

*Active Coach

-Meyer is also the only active coach with three 13-win seasons on his resume.

*Active Coaches with 13-Win Seasons***Urban Meyer.....2006, '08, '09.....3**

Mack Brown.....2005, '09.....2

Nick Saban.....2003, '09.....2

Chris Petersen.....2006, '09.....2

Dan Hawkins.....2003.....1

Kyle Whittingham.....2008.....1

Tommy Tuberville.....2004.....1

Jim Tressel.....2002.....1

Mark Richt.....2002.....1

-In college football history, only five coaches have reached 100 victories in fewer games than Urban Meyer, who reached the milestone in just 118 games. Meyer reached the milestone faster than anyone since Bud Wilkinson (1957) and did so quicker than any other SEC coach.

Fastest to 100 Wins

1. Gil Dobie.....100-5-3.....108

1906-22: North Dakota Agricultural, Washington,
Navy, Cornell

2. George Woodruff.....100-9.....109

1892-99: Penn

3. Bud Wilkinson.....100-8-3.....111

1947-57: Oklahoma

4. Fielding Yost.....100-10-4.....114

1897-1908: Ohio Wesleyan, Nebraska, Kansas,
Stanford, San Jose, State, Michigan

5. Knute Rockne.....100-12-5.....117

1918-30: Notre Dame

6. **Urban Meyer.....100-18.....118**

2001-10: Bowling Green, Utah, Florida

7. Bob Neyland.....100-12-8.....120

1926-39: Tennessee

8. Frank Leahy.....100-13-8.....121

1939-53: Boston College, Notre Dame

Most Wins (nation/FBS - since 2006)

1. Boise State.....56

2. **Florida.....53**

3. Ohio State.....52

4. TCU.....51

5. Oklahoma.....49

Texas.....49

SEC LEADERS

-Since Urban Meyer took the helm, the Gators are at the top of the SEC in many major categories. The following charts depict UF's leadership in those statistics since 2005.

*Rushing Touchdowns*1. **Florida.....174**

2. LSU.....139

3. Auburn.....135

4. Arkansas.....126

5. Georgia.....123

*Passing Touchdowns*1. **Florida.....148**

2. Arkansas.....133

3. LSU.....126

4. Georgia.....125

5. Kentucky.....123

*Total Touchdowns*1. **Florida.....350**

2. LSU.....285

3. Arkansas.....282

4. Georgia.....269

5. Kentucky.....254

*Passing Yards*1. **Florida.....17,193**

2. South Carolina.....16,886

3. Georgia.....16,318

4. Kentucky.....15,760

5. Tennessee.....15,692

*Third-Down Conversion Pct.*1. **Florida.....46.3%**

2. LSU.....42.0%

3. Georgia.....40.8%

4. Auburn.....40.6%

5. South Carolina.....40.2%

*Pass Efficiency*1. **Florida.....153.7**

2. Georgia.....137.0

3. LSU.....134.6

4. Arkansas.....133.5

5. Alabama.....131.1

*Interceptions*1. **Florida.....110**

2. Alabama.....100


3. Georgia.....80

4. Arkansas.....79

5. LSU.....78

-SPEED TO BURN-

Jeff Demps won an individual national championship during the spring 2010 outdoor track season, posting a scorching 9.96 time in the 100 meters. Demps also helped the Gators to the 2010 team men's indoor national championship. Having also been a part of the 2008 national champion football team, he became the first student-athlete in UF history to win a national championship in two sports.



-FRESH FACES-

-Twelve players have made their first career starts this season. Seven did so against Miami: Jonathan Bostic, John Brantley, Josh Evans, Jon Halapio, Jelani Jenkins, Moses Jenkins and T.J. Pridemore. Facing USF, Jeremy Brown, Trey Burton and Omarius Hines made their initial start. Jordan Reed made his at Tennessee, while Frankie Hammond, Jr., got that opportunity vs. Kentucky.

-In the opening week of the season, UF played more true freshmen (15) than any other school in the country. The Gators played 24 freshman in total, adding in the nine redshirt freshmen who saw the field.

Most True Freshmen Appearing (Nation - Through Oct. 24)

1. Florida.....	17
Air Force	17
3. Tennessee.....	16
4. Syracuse	15
5. Oklahoma State	14
UNLV	14

-Florida has had 29 freshmen appear this season (17 true), and 41 of the 75 players who have participated (54.7 percent) in a game for UF are freshmen or sophomores.

-Against Tennessee, 27 percent of those on the travel roster were true freshmen while 41 percent were either true freshmen or redshirt freshmen. Overall, 30 percent of those who traveled to Tennessee were making their first road trip.

GATORS AND THE POLLS

-Florida has been ranked in the AP poll 523 times, holding a record of 293-112-9 in games played while ranked. Additionally, Florida's all-time record against AP-ranked opponents is 81-72-4.

-Under Urban Meyer, the Gators are 61-13 (.824) as an AP ranked team, including 19-8 (.704) when facing an opponent that is also ranked.

-The Gators have been ranked in 89 Coaches' Polls under Urban Meyer, including 31 times in the top three.

OFFENSE


-Seven offensive players made their first career start over the first four games of the season: John Brantley (QB), Trey Burton (HB), Jon Halapio (RG), Frankie Hammond, Jr. (WR), Omarius Hines (TE), T.J. Pridemore (FB) and Jordan Reed (TE).

-Florida has scored 23 touchdowns and four field goals on 36 red zone trips this season. Earlier this season, the Gators scored on 15 consecutive red zone possessions, including 14 touchdowns, beginning in the opener against Miami. The streak was snapped on the opening drive at Alabama.

-After a 5-for-11 red zone showing in losses to Alabama, LSU and Mississippi State, UF put together a 5-for-6 red zone performance in the win over Georgia.

-The Gators posted a season-high 91-yard touchdown drive to get their first score against Georgia.

-Florida improved its quick-strike offense against Georgia, with its average touchdown drives lasting just 1:54. It had been averaging 3:33 per touchdown drive coming into the game.

OFFENSE (CONT.)**QB Trey Burton**

-Florida's four rushing touchdowns and 231 rushing yards against Georgia marked the team's second-highest output of the season in each category. The Gators had five touchdowns in defeating Kentucky and 251 rushing yards against USF.

-The Gators totaled five plays of 20-plus yards against Georgia, including a long of 51 on a Trey Burton touchdown run.

-The UF offense has had at least three different players record a touchdown in five games this season (Miami, USF, Tennessee, LSU, Georgia), with 12 different players overall scoring a touchdown, including defensive and special teams. Against Kentucky, freshman quarterback Trey Burton accounted for all six of UF's offensive touchdowns.

-Florida has held the ball for 10-plus minutes during a single quarter in six different games this season:

1. Oct. 2 at Alabama.....	3rd.....	12:29
2. Sept. 18 at Tennessee.....	3rd.....	11:29
3. Sept. 11 vs. USF	4th.....	11:26
4. Sept. 25 vs. Kentucky	3rd.....	10:53
5. Oct. 16 vs. Miss. State	2nd.....	10:51
6. Oct. 30 vs. Georgia	4th.....	10:23

-UF had three drives of 13-plus plays against Mississippi State. However, those drives yielded just one touchdown and two missed field goals.

-The Gators put together a 10-play, 80-yard touchdown drive in the fourth quarter against LSU that put UF up 29-26 late in the game. The drive was keyed by a third-down 51-yard John Brantley-to-Carl Moore pass.

-Three of Florida's four touchdowns against LSU came from freshmen (Jordan Reed, Trey Burton, Andre Debose), while the fourth came from a sophomore (Mike Gillislee).

-The Gator defense twice gave UF the ball inside the red zone to start first-half drives against LSU, and the Gators converted both into touchdowns.

-Florida's offense put together three drives of 10-plus plays against Alabama. But two of those three ended in red-zone turnovers, with the third resulting in a field goal. Florida had two more against LSU, including one for a touchdown and another that resulted in a missed field goal.

-UF scored a touchdown on each of its final four possessions against Kentucky and on seven of 11 possessions overall for the game.

-Florida had three touchdown drives of 80 or more yards against Kentucky after having one over the first three games of the season.

-Florida went a combined 9-for-15 on third-down conversions of seven-plus yards against Tennessee and Kentucky.

-Three times this season, UF has scored three touchdowns in a 10-minute span or less. Facing Kentucky, the Gators posted three touchdowns in 9:42 over the third and fourth quarters. UF scored 21 points in the span of 5:11 vs. USF during the third quarter. In their opener vs. Miami University, the Gators scored 21 points in 4:52 in the second quarter. UF also posted three touchdowns in a span of 11:06 in the second quarter against Georgia.

OFFENSE (CONT.)

-Nine of 11 starting offensive starters in the season opener vs. Miami were making their first start at the position they started in. Only Deonte Thompson and Jeff Demps had starting experience at their place on the field.

-After punting on its first second-half possession vs. USF, Florida scored on 17 of its next 27 possessions (15 touchdowns and two field goals), discounting drives that ended with Florida running out the clock.

-The Gator offense posted three plays of 25-plus yards vs. Miami: a 72-yard touchdown run by Jeff Demps, a 41-yard run by Mike Gillislee and a 25-yard touchdown reception by Chris Rainey. Against USF, Demps added a 62-yard scoring run.

-In USF and Tennessee, Florida faced two teams with a first-year coach. In each game, UF scored seven first-half points. After halftime adjustments, the Gators rolled up 21 points against USF and 17 vs. Tennessee in the third quarter. Against Kentucky, also with a first-year coach, Florida had more balanced halves, tallying 21 points in the first and 27 in the second.

-UF is outscoring its opponent in the fourth quarter by a 59-23 margin.

-PHYSICAL AND FAST-

-The Gator rushing attack has thrived in the fourth quarter over the past several seasons. On 503 carries in the fourth quarter since 2007, UF has piled up several SEC-bests with 5.4 yards per carry, 2,722 yards and 36 touchdowns.

Fourth-Quarter Rushing (SEC - since 2007)

Team	Avg.	TD	Yards
1. Florida.....	5.4	36	2,722
2. Alabama.....	4.1	26	2,306
3. Kentucky.....	4.5	27	2,135
4. LSU.....	4.4	26	2,074
5. Auburn.....	4.0	20	1,960

-Florida has not only closed games strong, but also opened many series grinding out yardage. Since 2007, the Gators have recorded 933 first-down rushing attempts for SEC-bests with 5.9 yards per carry, 5,500 yards and 55 touchdowns.

First-Down Rushing (SEC - since 2007)

Team	Avg.	TD	Yards
1. Florida.....	5.9	55	5,500
2. Alabama.....	5.2	45	5,027
3. Auburn.....	4.6	37	4,757
4. Ole Miss.....	5.0	23	4,519
5. LSU.....	4.7	34	4,199

Stats in "Physical and Fast" section compiled from data provided by www.cfbstats.com.

QUARTERBACKS

-John Brantley threw for two touchdowns in each of his first two starts in 2010 and had one at Tennessee and vs. Kentucky. He entered the season with two career multi-touchdown games, previously throwing two against Charleston Southern and a career-high three vs. FIU, both in 2008.

-Brantley has completed 145 of 233 passes (62.2 percent) for 1,459 yards and six touchdowns with six interceptions for a passer rating of 118.2.

-Brantley helped lead the Gators to 450 yards of offense against a Georgia defense that was giving up just 306.8 per game. The 34 points scored by the Gators was the most the Bulldogs defense had given up all season.



QB John Brantley

-Brantley was 9-for-13 for 76 yards in the potential game-tying drive vs. Mississippi State. He was 2-for-2 for 51 yards in the final two minutes against LSU.

-Brantley went 156 pass attempts without an interception, spanning from the 2008 game vs. Vanderbilt until the streak ended in 2010 against Kentucky. He opened the 2010 season with an active streak of 79.

-Brantley set career highs in completions (24), attempts (35) and yards (248) vs. Kentucky. Brantley spread the ball to eight different receivers in the game. Overall, he has distributed the ball to 13 different receivers this season.

-Brantley connected on a career-long 51-yard pass to Carl Moore to key Florida's fourth-quarter touchdown drive against LSU that gave UF a late lead.

-True freshman Trey Burton set a UF record and an SEC freshman record scoring six touchdowns in a single game against Kentucky. Burton had five on the ground and one receiving.

-Burton's six-touchdown game was one shy of the national freshman record of seven, set by Marshall Faulk of San Diego State in 1991 vs. Pacific. Burton is the first freshman since 2005 (Steve Slaton of West Virginia vs. Louisville) to score six touchdowns in a game.

-Burton posted his first career 100-yard rushing game with 110 yards and two touchdowns against Georgia, including a career-long 51-yard scoring run. It was his second career multi-touchdown game. Burton also led UF with five receptions for 35 yards, the second time this season he has led the team in catches.

-Burton led the team with four receptions against Alabama, becoming the first UF freshman to lead the team outright in receptions in a single game since Jeff Demps did so with four against Kentucky in 2008.

-Burton's two-game total of nine receptions (five vs. Kentucky; four at Alabama) was the most by a Florida freshman since Percy Harvin had 14 total receptions against Arkansas in the 2006 SEC Championship game (five) and Ohio State in the BCS National Championship Game (nine).

-Burton has scored a touchdown on 11 of his 74 offensive touches (not including pass attempts) this season.

Total Freshman Touchdowns (UF History)

1. Jabar Gaffney (2000).....	14
2. Emmitt Smith (1987).....	13
3. Trey Burton (2010)	11
4. Four tied.....	8

QUARTERBACKS (CONT.)

Freshman Rushing Touchdowns (UF History)

1. Emmitt Smith (1987).....13
2. **Trey Burton (2010) 10**
3. Tim Tebow (2006).....8
- Fred Taylor (1994).....8

-Against Kentucky, Burton completed his first career attempt, a 42-yard pass to Omarius Hines, which was then UF's longest pass play of the season.

-Burton scored a two-yard rushing touchdown against Miami University on his first career rushing attempt, becoming the first true freshman UF quarterback to score on opening day since Cam Newton in 2007. Burton added another rushing touchdown in the win over Tennessee.

-In addition to taking snaps at quarterback, Burton has started at full-back (USF, Georgia) and wide receiver (Tennessee, Kentucky, Alabama, LSU, Mississippi State) and seen time at tight end, h-back and on kickoff coverage.

-With his fourth-quarter touchdown pass to Jordan Reed against USF, Brantley recorded his 14th career scoring pass and surpassed the career total of his father, John III. From 1977-78, the elder Brantley completed 99 of 201 passes for 1,515 yards, 13 touchdowns and 13 interceptions.

-This season marks the eighth time since 1980 that UF has opened the season with a quarterback who has never started a game. Below is a look at those seasons and the quarterback who led the team in games started that year:

1984.....	Kerwin Bell.....	9-1-1
1988.....	Kyle Morris.....	6-5
1990.....	Shane Matthews.....	11-2
1993.....	Danny Wuerffel.....	11-2
1997.....	Doug Johnson.....	10-2
2003.....	Chris Leak.....	9-4
2007.....	Tim Tebow	9-4

-Brantley completed 36 of 48 passes (75.0 percent) for 410 yards and seven touchdowns with no interceptions in 2009, good for a 194.9 pass efficiency mark. That passer rating was the best in the nation by a quarterback with 25-100 attempts.

RUNNING BACKS

-Florida's stable of running backs, which includes Jeff Demps, Emmanuel Moody, Mike Gillislee and Mack Brown, has averaged 5.3 yards per carry with five touchdowns.

-Demps handled nine rushes for 38 yards in the win over Georgia. The bulk of UF's season-high 50 carries were handled by quarterback Trey Burton (17) and wide receiver Chris Rainey (16). Rainey lined up in the backfield often in the game as the Gators attempt to get their running backs healthy. Demps was the only running back who appeared in the game.

-Demps leads the Gators with 488 rushing yards through eight games, averaging 6.3 yards per carry.

-Demps grabbed a 40-yard reception against Georgia, the second-longest catch of his career (61 yards vs. Kentucky, 2008).

-Florida took several snaps without a running back in the game against Mississippi State, and only 11 of UF's 35 rushes in the game came from running backs.

RUNNING BACKS (CONT.)

-Demps rolled up 150 or more all-purpose yards in each of the first three games, the first Gator to accomplish that feat since Harvin did so in 2007. He is averaging 172.0 all-purpose yards per game, third-highest in the SEC.



RB Jeff Demps

-Demps led the Gators in rushing in each of the first five games this season. After tallying 98 vs. Miami, including a career-long 72-yard scoring run, Demps rushed for a personal-best 139 yards on 11 carries against USF for an average of 12.6 yards per carry. Demps missed the LSU game with a sprained foot.

-Demps carried the ball a career-high 26 times against Tennessee, the most rushes by a UF running back since Ciatrick Fason's 26 vs. Vanderbilt in 2004, and finished with 73 yards on the ground.

-After spraining his foot against Tennessee, Demps was limited in games against Kentucky, Alabama and Mississippi State and missed the LSU game.

-Demps totaled 255 all-purpose yards against USF (139 rushing, 95 kick return, 21 receiving). It was the most by a UF player since Percy Harvin tallied 268 vs. Ole Miss in 2008.

-UF averaged 169.0 yards rushing per game over the first four contests of 2010. In the two games once Demps became limited (Alabama) or missed (LSU), the Gators have averaged 84.0 yards on the ground.

-Gillislee proved his value in clutch situations against LSU, as he powered ahead for a five-yard touchdown, the fifth of his career, that gave the Gators a fourth-quarter lead.

-Gillislee posted his first career multi-touchdown performance against Tennessee, rushing for two scores and totaling 27 yards on eight carries.

-Gillislee ripped off a 41-yard rush as he totaled 55 yards on six carries in the 2010 season opener. That came on the heels of a team-high 78 yards in the Sugar Bowl that included a career-long 52-yard carry.

-In their first two games of the season, the Gators had a running back record a rush of 40-plus yards and a kick return of 50-plus yards. Gillislee accomplished the feat in the opener vs. Miami, and Demps matched it vs. USF.

-Demps and Gillislee both totaled over 100 all-purpose yards vs. Miami. Demps finished with 158 (98 rushing, 56 kick return, four receiving) and Gillislee tallied 120 (65 kick return, 55 rushing).

-Against Miami, Demps tied a career best with four receptions (vs. Kentucky, 2008).

-Demps has proven over the past several years his consistency and big-play ability. Since 2008, he is averaging 7.3 yards per touch, No. 1 in the nation in that category among active running backs (min. 250 touches).

Active Running Backs Yards Per Touch (Nation - Since 2008)

1. **Jeff Demps (UF) 7.3**
2. LaMichael James (Oregon)7.2
3. Via Taua (Nevada)7.1
4. Ed Wesley (TCU)7.0
5. Isaiah Peard (Cincinnati).....6.9

WIDE RECEIVERS/TIGHT ENDS

-Deonte Thompson leads the UF receiving corps with 27 receptions for 389 yards (14.4 avg.).

-Beginning with the Kentucky game and ending with the LSU contest, 11 of Carl Moore's 12 receptions over the four-game span moved the chains on third down (10 times) or fourth down (once). All 11 of those third- and fourth-down receptions came when UF needed six yards or more to convert.

-In SEC play, Moore has 15 catches for 256 yards (17.1 avg.).

-Omarius Hines tied a career-high with four receptions in the win over Georgia (vs. Troy, 2009), tallying 50 yards.

-Four wide receivers had multiple receptions against Georgia.

-Twelve of UF's 24 receptions against Mississippi State were by players who did not have a reception in 2009.

-Frankie Hammond, Jr., tied for the team lead with five receptions against Mississippi State, which was more than his entire 2009 total (four). With his three grabs against Georgia, Hammond has put together two-game totals of eight receptions for 115 yards.

-Moore posted a career-best 95 receiving yards against LSU, including a personal-long 51-yard reception that keyed UF's fourth-quarter go-ahead drive.



WR Frankie Hammond Jr.

-Frankie Hammond, Jr., made his first reception of the season on a seven-yard touchdown catch from John Brantley that gave Florida a 17-10 lead at Tennessee it would not relinquish. Hammond then made his first career start vs. Kentucky.

-Andre Debose got the first catches of his career vs. Kentucky, totaling four grabs for 36 yards, all in the first half. He led the Gators in all-purpose yards against Alabama (75) and LSU (163), scoring on an 88-yard kickoff return against LSU.

-Omarius Hines made his presence felt on special teams against Tennessee, rushing for 36 yards on a fake punt that led to Hammond's go-ahead touchdown for the Gators. Hines also had a 19-yard rush against Alabama.

-Against Mississippi State, Hines led the Gators in rushing with 58 yards and a touchdown on six carries (9.7 avg.). It marked the redshirt sophomore's first career rushing touchdown and third overall.

-Deonte Thompson set career highs with six receptions and 83 yards vs. USE. By halftime, he had already tied his career high with five grabs, all of which went for first downs.

-Moore set a season high with five receptions against USE, totaling 40 yards and a touchdown. It marked his first touchdown since the 2008 SEC Championship Game after missing 2009 with a back injury.

-Nine of UF's 14 receptions in the first half against UK were by freshmen.

-Jordan Reed made his first career appearance and scored a touchdown on his first reception, a two-yard fourth-quarter grab from John Brantley. Reed also threw the key down-field block on Jeff Demps' 62-yard touchdown run, escorting Demps the final 20 yards into the end zone. Reed got his first career start against Tennessee.

WIDE RECEIVERS/TIGHT ENDS (CONT.)

-Against LSU, Reed took snaps at quarterback and scored his first career rushing touchdown.

-Hines and Debose each carried an end around against LSU. Debose carried for nine yards and a first down, while Hines rushed for 10 yards. Hines' touchdown on the play was negated by a penalty, however.


-After moving to wide receiver, Chris Rainey led the Gators with a personal-best six receptions vs. Miami, including a 25-yard touchdown grab in the fourth quarter. Rainey had 10 receptions in his first two games after switching to the wide receiver position (2010 Sugar Bowl and season opener vs. Miami). He had nine in his previous 32 career games.

-Hines led the team with 49 receiving yards on three grabs against Miami and added his second career touchdown. Hines worked his way into the rotation toward the end of 2009, posting a pair of catches against South Carolina before tallying four receptions for 50 yards and a touchdown against FIU.

OFFENSIVE LINE

-Four players on the UF offensive line made their first career start at that position on opening day: Gilbert started at left tackle; Jon Halapio started at right guard, his first career start; Maurice Hurt started at right tackle after six career starts as a guard; Mike Pouncey started at center after 28 starts at guard and four on the defensive line.

-UF's left side boasts three seniors, with Marcus Gilbert at tackle and Carl Johnson at guard along with Mike Pouncey at center. On the right side, the Gators have used a three-player rotation with Maurice Hurt at guard and Xavier Nixon at tackle or Jon Halapio at guard and Hurt at tackle.



C Mike Pouncey

-Florida has surrendered one sack or less in five games this season, including none in the season opener vs. Miami University.

-Florida's line cleared the way for a pair of explosive runs in the season opener, opening holes for Jeff Demps' 72-yard touchdown run and Mike Gillislee's 41-yard rumble. They paved the way for another huge Demps run against USE, clearing a path for Demps to go 62 yards to the end zone.

-The offensive line powered the offense to 3,105 rushing yards in 2009, best in the SEC, and surpassed 300 rushing yards in a game three times last season (Charleston Southern, Kentucky, Florida State).

-UF's offensive line has helped produce three consecutive seasons averaging over 200 yards rushing per game (221.8 in 2009, 231.1 in 2008 and 200.2 in 2007), the first time since 1975-77 the feat has occurred at UF.

-UF's 362 ground yards against Kentucky in 2009 were the team's most against an SEC foe since 1989 (vs. Vanderbilt).

-In 2009, Xavier Nixon became the first true freshman to start at left tackle for UF since Reggie Green did so in 1992. The last true freshman to start at either tackle position was Mo Collins at right tackle in 1995.

OFFENSIVE LINE (CONT.)

-The offensive line has paved the way for an SEC-best 7,567 net rushing yards since 2008, an average of 210.2 per game and a league-leading 5.4 per carry.

Team Rushing Leaders (SEC - Since 2008)

Team	Avg.	YPG	Total
1. Florida.....	5.4.....	210.2	7,567
2. Auburn.....	4.9.....	211.0.....	7,175
3. Alabama.....	4.9.....	197.0.....	7,091
4. Ole Miss.....	4.8.....	191.4.....	6,507
5. Mississippi St.....	4.4.....	179.4.....	5,919

-Heading into the season, Florida's returning offensive linemen boasted a combined 87 career starts, led by Mike Pouncey's 32. That total represents the highest among returning offensive linemen since 2005, Urban Meyer's first season at UF, and represents a significant increase over the 51 starts last year's group possessed heading into the opener.

Cumulative Career Starts Among Returning Offensive Linemen

2010.....	87
2009.....	51
2008.....	72
2007.....	65
2006.....	16
2005.....	93

DEFENSE

-The Gators brought back five usual starters from 2009, with Ahmad Black, Omar Hunter, Janoris Jenkins, A.J. Jones and Terron Sanders returning. In addition, Brandon Antwine, William Green, Brandon Hicks, Will Hill, Jaye Howard, Duke Lemmens, Lawrence Marsh and Justin Trattou bring starting experience prior to 2010 to the Gators.

-Five defensive players have made their first career start this season: Jonathan Bostic (MLB), Jeremy Brown (CB), Jelani Jenkins (WLB), Moses Jenkins (CB) and Josh Evans (FS).

-Florida is the only school in the nation (Hawaii, Nebraska, Oregon) that has four players with at least three interceptions (Ahmad Black, Jonathan Bostic, Jeremy Brown, Janoris Jenkins). Overall, seven Gators have at least one interception.

-In 25 red-zone trips this season, UF's defense has yielded 12 touchdowns and eight field goals.

-Florida held Georgia under a 50 percent completion rate, the second game in a row and third overall in 2010 that UF's opponent has completed less than half its passes.

-Three times this season the Gators have faced the SEC's current leading rusher: Tauren Poole (UT), Derrick Locke (UK) and Stevan Ridley (LSU). Each time, the player no longer led the SEC after facing the Gators. Florida held the trio to 3.4 yards per carry and no touchdowns combined.

-The Gators have forced multiple turnovers in six of eight games this season (all but Alabama, Mississippi State), including four or more on three occasions (Miami University, USF, Georgia).

-UF limited Mississippi State to 33 passing yards, the lowest total since limiting Ohio to 12 yards through the air on Sept. 14, 2002. MSU's four pass completions marked the fewest by an SEC opponent since Georgia completed four in 1987.

DEFENSE (CONT.)

-The 10 points allowed by Florida against Mississippi State were the lowest since UF's 37-10 victory over Florida State in 2009. The Bulldogs did not score over the final three quarters of the game. The Gators also forced a season-high six punts against MSU.



S Will Hill

-The Gator defense held Alabama, which came into the game averaging 512 yards of offense, to 273 yards.

-Florida allowed Greg McElroy to a season-low 84 yards passing, his lowest output since Nov. 21, 2009, vs. Chattanooga when he played just one half. It was the second-lowest total of McElroy's career.

-Florida's secondary limited Alabama's Julio Jones to four receptions for 19 yards, the fourth-lowest yardage output of Jones' career.

-UK totaled 41 of its 99 rushing yards in the fourth quarter, when UF held the Wildcats scoreless.

-UF limited Kentucky, which came into the game averaging 44.3 points per game, to 14 points. The Gators also forced UK into its first two turnovers of the season.

-Florida limited Tennessee's Tauren Poole to 23 yards on 10 carries. Coming into the game, Poole led the SEC with 272 rushing yards (136.0 per game).

-The Gators held Tennessee to 29 rushing yards, the fifth-lowest for a UF opponent in the Meyer Era and second-lowest by an SEC opponent in that span. (-11 by Tennessee in 2006).

-UF had multiple interceptions in four consecutive games to begin the season, the first time the Gators have recorded such a streak under Urban Meyer (previous best: three in 2008 vs. South Carolina, The Citadel and Florida State).

-Florida recorded four interceptions in each of its first two games against Miami and USF, tied for the most under Urban Meyer (2008 vs. Hawaii; 2009 vs. Georgia). The Miami game marked the first time in that span that those four interceptions were grabbed by four different players.

-UF was the first team nationally to record four picks in back-to-back games since North Carolina did it on Nov. 14 and 21, 2009. In research dating back to 1996, it was the first time UF has accomplished the feat.

-Florida scored on an interception in back-to-back games for the third straight season (Miami, USF), also doing so in 2008 (LSU, Kentucky) and 2009 (Mississippi State, Georgia).

-After giving up six first downs, 96 yards and allowing the Bulls to go 4-for-4 on third-down conversions on USF's first drive, Florida held USF to 1-for-8 on third downs the rest of the game.

-Florida totaled 106 interception return yards vs. Miami, including a 67-yarder for a touchdown by Janoris Jenkins, the Gators' highest interception return total since rolling up 152 vs. Georgia in 2008.

-The Gators did not allow Miami to score a touchdown in four red zone trips and held the RedHawks to 4-of-15 on third-down conversions. In addition, Miami had a span of four first-half drives that resulted in three interceptions and one turnover on downs.

DEFENSE (CONT.)

-No SEC defense has forced more turnovers since Urban Meyer became the Florida head coach. The Gators' 158 turnovers created is also seventh in the country during that span.

Turnovers Forced (Nation - Since 2005)

1. Oregon.....	171
2. Boston College.....	168
3. Oklahoma.....	163
4. Boise State.....	162
5. East Carolina.....	160
Southern Miss.....	160
7. Florida	158

-Florida's three interception return touchdowns tie for second in the country in 2010 (with eight other teams). Janoris Jenkins provided UF's first points of the 2010 season on a 67-yard return for a touchdown, and Justin Trattou added another against USE. Jeremy Brown got his first career pick-six against Kentucky, coming on a 52-yard return.

-The Gators tied for the national lead and set a school record in interception return touchdowns in 2008 with five and had another three in 2009.

Interception Return Touchdowns (Nation - Since 2008)

1. Florida	11
2. North Carolina.....	10
3. Four tied.....	8

-The Gators also rank near the top in interception return yards over that span, including 257 yards on 13 interceptions in 2010, third-highest in the nation this season.

Interception Yards (Nation - Since 2008)

1. North Carolina.....	1,179
2. Florida	1,085
3. Boston College.....	1,008
4. Iowa.....	962
5. Clemson	899

-Below is a look at UF's rush defense under Coach Meyer:

Year	YPG	SEC/Nat'l
2005.....	94.9	4/10
2006.....	72.5	1/5
2007.....	103.3	1/10
2008.....	105.4	4/15
2009.....	99.8	2/12
2010.....	130.6	7/39
Past 6 Years.....	98.9	1/6

-Florida's record under Coach Meyer when:

Holding an opponent to 16 points or less.....	40-1
Shutting out an opponent in the fourth quarter.....	29-3
Holding an opponent to 35% or less on third down.....	37-3
Giving up two or less big plays (15-yard run/25-yard pass).....	37-2
Defense scores or creates three turnovers	32-3

DEFENSIVE LINE

-Florida has held three of its opponents in 2010 under 100 yards rushing. The Gators held 10 of their 14 opponents in 2009 under 100 and did so five times in 2008.



DE Justin Trattou

-Against Tennessee, Kentucky and LSU, Florida's opponent came into the game with the league's leading rusher. After facing the Gators, none of them remained atop the SEC rankings.

-Justin Trattou tallied a career-high nine tackles in back-to-back games against LSU and Mississippi State and added eight against Georgia. He has a team-high seven tackles for loss during SEC play.

-Trattou leads the team with seven tackles for loss, while Jaye Howard has six.

-Trattou leads UF's defensive linemen with 40 tackles, while Duke Lemmens has added 29.

-Randall Cobb came into the Kentucky game averaging 12 yards per carry and only tallied three yards on two carries against UF.

-The Gators allowed Tennessee 29 rushing yards on 23 carries (0.9 avg.), the fifth-lowest total in the Meyer Era.

-In his first two games of the season, Alabama's Mark Ingram averaged 154 rushing yards per game, while the Gators held him to 47 yards on 12 carries (3.9 avg.). Trent Richardson was averaging 89 yards per game and managed 63 against UF.

-Trattou recorded his first career touchdown, returning an interception 35 yards for a score in the third quarter of UF's win over USE. He also has 2.5 tackles for loss and leads UF's defensive line with 12 tackles.

-Lemmens led the team with a career-high eight tackles against Alabama. He additionally collected his second sack of the season in that game, also recording one against Tennessee.

-UF limited Miami University to four yards rushing on 22 carries for an average of 0.2 yards per carry. It's the lowest output allowed since Tennessee posted -11 in 2008.

-Howard earned his first multiple-sack performance in the season opener with two vs. Miami, totaling 2.5 tackles for loss with five total tackles. Howard leads Florida with 2.5 sacks and 7.0 tackles for loss this season.

-True freshman Sharrif Floyd has seen significant time in the defensive line rotation and has 11 tackles, including two for loss.

-Earl Okine recorded his first career sack against Kentucky.

-Trattou provided one of Florida's 2009 highlights, opening the fourth quarter of the South Carolina game with his second career interception, which he returned for 53 yards. It was the fourth-longest interception return by an SEC defensive lineman during the 2000s.

LINEBACKERS

-Jonathan Bostic has three interceptions this season, tying for the team lead. He is tied with 10 others for No. 2 in the nation among linebackers.

-All three of Bostic's interceptions have come in UF territory, including a pick in the end zone against Tennessee.

-Bostic led Florida with eight tackles against the Vols, the second time in his career he has done so (Charleston Southern, 2009). He has 37 tackles and 1.5 sacks this season.



LB Jelani Jenkins

-Jelani Jenkins posted a career-high and team-leading eight tackles in the win over Kentucky. He has 41 tackles on the season, second-highest on the team, with two tackles for loss and one sack. Jenkins also recorded his first career fumble recovery against Georgia, setting up one of UF's second-quarter touchdowns.

-Jenkins recorded his first career interception against LSU, returning it 47 yards to the LSU 17-yard line and setting up Florida's first touchdown.

-Jenkins' first career sack came against Tennessee for a loss of 10 yards and backed the Vols up to their one-yard line, ultimately leading to a UT punt.

-Bostic (middle linebacker) and Jenkins (weakside linebacker) made their first career starts in the season opener.

-A.J. Jones has 35 tackles, including three tackles for loss, and three pass breakups this season, while Brandon Hicks has 16 tackles and 1.5 sacks.

-Duke Lemmens started at strongside linebacker against Tennessee after appearing at the position for a handful of snaps against USF. The shift suited Lemmens, who totaled one sack, two quarterback hurries and five tackles against UT. True freshman defensive end Ronald Powell has also seen time at the "Sam" position in UF's heavy package.

-The starting trio of A.J. Jones (seven), Jelani Jenkins (six) and Jonathan Bostic (six) combined for 19 tackles against USF.

-Hicks tallied six tackles and 1.5 sacks and a quarterback hurry against Tennessee, his first multi-sack game since Florida State in 2009.

-Jones grabbed his first career interception last season at Mississippi State in 2009 and followed that up with a two-pick game the following week in Florida's 41-17 win over Georgia.

-Hicks started the final three games of the 2009 season in place of Jones, who suffered a knee injury. Hicks responded with a career-high seven tackles and two sacks in UF's 37-10 victory over Florida State.

SECONDARY

-Florida has 16 interceptions in 2010, tied for the nation's best, six of which have been returned for 30-plus yards, including three touchdowns.

-Against USF, Ahmad Black recorded the Gators' first individual multi-interception game of the season and the second of his career (Hawaii, 2008). He is tied for sixth on the school's all-time list with 11 career picks.



CB Janoris Jenkins

-Will Hill posted a pair of crucial interceptions in the win over Georgia, marking UF's second individual multi-interception game of the season.

-Hill picked off Aaron Murray's overtime pass and returned it 89 yards, the second-longest interception return in the nation this season. His 102 interception return yards make him one of two players in the nation to exceed 100 interception return yards in a game this season.

-Hill came up just shy of a game-winning pick-six on that 89-yard return, but allowed Florida to win the game with a field goal on its ensuing possession. That return was tied for the longest by a UF player in research back to 1996 (Tony George vs. Tennessee, 1997).

-In addition to his two interceptions against Georgia, Hill also picked off a pass in the end zone on a two-point attempt that is not added in official statistics.

-Jenkins' 67-yard interception return in the season opener was the sixth-longest by UF since 1996 and the longest by a Gator since Joe Haden's 88-yarder vs. Georgia in 2008. It was also the longest interception return of the opening weekend of the college football season.

-Black has led the team in tackles five times this season, tallying a career-best 13 against LSU, 12 vs. Miami and Georgia, 10 in the Mississippi State game and eight against USF. He leads the team for the season with 72 tackles, including five for loss.

-Black recorded his second career sack in the Georgia game, forcing a fumble in the process to set up one of UF's second-quarter touchdowns.

-Black had a 40-yard interception return against Miami to set up UF's third touchdown of the second quarter.

-Jeremy Brown, making his first career appearance after two years of battling a back injury, has recorded an interception in three games this season, including his first career pick-six on a 52-yard interception return against Kentucky.

-True freshman Matt Elam recorded his first career sack against Alabama.

-Black is the SEC's career leader among active players in interceptions and interception return yards, while Janoris Jenkins is tied for third in interceptions. Nationally, Black is tied for seventh in career interceptions and sits alone at sixth in interception return yards among active players. Black is also tied for sixth on UF's all-time interceptions list.

Career Interceptions (SEC - Active Players)

1. Ahmad Black (UF) 11
2. Mark Barron (Alabama) 9
3. Janoris Jenkins (UF) 8
- Corey Broomfield (Miss. St.) 8

SECONDARY (CONT.)

Career Interception Return Yards (SEC - Active Players)

1. **Ahmad Black (UF) 233**
2. Johnthan Banks (Miss. St.) 169
3. Corey Broomfield (Miss. St.) 158
4. **Will Hill (UF) 155**
5. Mark Barron (Alabama) 131
- Charles Mitchell (Miss. St.) 131

Career Interceptions (UF History)

1. Fred Weary (1994-97) 15
2. Teako Brown (1995-98) 14
- Will White (1989-92) 14
4. Bruce Bennett (1963-65) 13
5. Keiwan Ratliff (2000-03) 12
6. **Ahmad Black (2007-present) 11**
- Four others 11

-The Gator defense has had 16 interception returns of 30 or more yards since 2008, including six in 2010, with 11 coming from the secondary:

Will Hillvs. Georgia ('10)89
Joe Hadenvs. Georgia ('08)88
Ahmad Blackvs. Hawaii ('08)80t
Janoris Jenkinsvs. Miami Univ. ('10)67t
Ahmad Blackvs. Georgia ('08)64
Justin Trattouat South Carolina ('09)53
Jeremy Brownvs. Kentucky ('10)52t
Brandon Spikesvs. LSU ('08)52t
Jelani Jenkinsvs. LSU ('10)47
Brandon Spikesvs. FIU ('09)41t
Ahmad Blackvs. Kentucky ('08)40t
Ahmad Blackvs. Miami Univ. ('10)40
Justin Trattouvs. USF ('10)35t
Major Wrightat Kentucky ('09)33
Major Wrightvs. Hawaii ('08)32
Will Hillvs. South Carolina ('08)30

-Four opponents failed to crack the 100-yard mark in passing offense against the Gators in 2009 and six completed fewer than 50 percent of their pass attempts.

-Despite losing two members to the NFL Draft (Joe Haden and Major Wright), the UF secondary has a strong veteran presence with safeties Ahmad Black and Will Hill returning along with cornerback Janoris Jenkins. Black and Jenkins have combined for 51 career starts.


GAME-WINNING FIELD GOALS IN UF HISTORY

Name	Date	Opp.	Distance	Time	Final
Chas Henry	10/30/10	Georgia	37	OT	34-31
Caleb Sturgis	1/17/09	Arkansas	27	:09	23-20
Matt Leach	11/1/03	Georgia	33	:33	16-13
Arden Czyzewski	10/7/89	LSU	41	:00	16-13
Brian Clark	11/15/80	Kentucky	34	N/A	17-15
Wayne Barfield	11/11/67	Georgia	31	N/A	17-16
Steve Spurrier	10/29/66	Auburn	40	2:12	30-27
Bob Lyle	9/26/64	Miss. State	41	:00	16-13
Billy Cash	10/22/60	LSU	35	N/A	13-10

SPECIAL TEAMS

-Florida has had four different players return a kickoff 45 or more yards, with Andre Debose, Jeff Demps, Mike Gillislee and Chris Rainey all doing so.

-Jeff Demps leads the SEC with a 32.5-yard kick return average (min. five). He has returned eight kicks for 260 yards with a long of 54. He had a kickoff return of 40-plus yards in each of the first three games this season.



P Chas Henry

-Andre Debose recorded an 88-yard kickoff return for a touchdown against LSU. It marked the first for UF since Brandon James took one back in the 2009 season opener against Charleston Southern. Debose became the second freshman in UF history to have a kickoff return for a touchdown, joining Bo Carroll, who accomplished the feat in 1997.

-Debose's total of 154 kick return yards vs. LSU marked the second-highest single-game total in UF history (159 by Tony Lomack, vs. Kentucky, Nov. 18, 1989). Chris Rainey totaled 148 vs. Georgia.

-Chas Henry leads the nation in yards per punt with a 48.8 average (min. 25 punts). He also has helped the Gators to the best net punting average in the nation at 44.6 yards.

-Pressed into field goal kicking duties, Henry knocked home the game-winning 37-yard field goal in overtime against Georgia. It was the second game-winning field goal for UF under Urban Meyer (Caleb Sturgis vs. Arkansas, 2009) and the first to come on the game's final play since Arden Czyzewski vs. LSU in 1989.

-Henry has posted four punts of 60-plus yards this season. He has had four games in 2010 in which he had multiple punts of 50-plus yards.

-Henry had three punts of 50-plus yards against LSU, averaging 52.5 yards with a long of 58. He boomed three punts for a 62.3 average against Alabama, including a 75-yard kick that pinned Alabama at its own two-yard line. It ties for the fourth-longest in UF history and is the longest in the SEC this season.

-Both the 62.3 average and the 75-yard punt vs. Alabama were the best single-game marks by any player under Urban Meyer.

-Henry booted two field goals against Alabama, hitting from 39 and 21 yards. They were the first field goal attempts of his collegiate career.

-Since 1996, no player in the nation has recorded a better single-game punting average (min. two punts) than Henry's 62.3-yard average against Alabama while also converting multiple field goals in the same game.

-Henry punted three times for a 43.7-yard average against Tennessee, pinning UT inside the 20 twice. He followed that up with a booming 56.0-yard average on three punts against Kentucky.

-Florida punted three times against the Vols, giving Tennessee an average starting position of its own 11-yard line. UF began four drives after receiving a punt, starting on average at its own 41-yard line.

-Against USE, Henry punted four times for 174 yards (43.5 avg.) and allowed just one punt return yard for a net average of 43.2 yards. In the game, Henry hit a 50-yarder and pinned two inside the 20.

SPECIAL TEAMS (CONT.)

-Henry punted 33 times last season for a 43.4 average. Only three punts were returned for positive yards (21 yards allowed), and 15 landed inside the 20. Henry booted eight of 50-plus yards. In 12 of 14 games, the Gators allowed zero punt return yards.

-In 2009, Sturgis set a UF record for field goals attempted in a season (30) and had the second-highest total of field goals made (22) in school history.

-Sturgis hit a 56-yard field goal and a 44-yarder in going 2-for-2 in the win over Georgia in 2009. The 56-yard kick was the second-longest in school history and longest in the SEC during 2009.

-Mike Gillislee had two kickoff returns for 65 yards vs. Miami, with a long of 50. Jeff Demps then had two for 95 yards with a long of 54 against USF. They became the seventh and eighth UF players since 1996 to return a kickoff for over 50 yards.

-True freshman Brad Phillips, a walk-on from Gainesville's Buchholz High School, made his collegiate debut handling kickoff duties against Alabama. The Gators again called on a walk-on to handle the kickoff vs. Georgia when Jacksonville native Zack Brust filled that role.

-Redshirt freshman John Crofoot also debuted against Alabama as the holder on Henry's field goals. Crofoot is the fourth member of his family to be a special-teamer at an SEC school, following his brothers Clayton (Auburn), Chas (Auburn) and Ike (South Carolina).

-Under Meyer, the Gators have successfully converted all eight fake punt attempts into first downs. Against Tennessee, Omarius Hines rushed for 36 yards on a third-quarter fourth-and-six situation. The drive culminated in Florida's go-ahead touchdown.

Date	Opponent	Converted
10/1/05	at Alabama	Everett, 32-yard reverse
10/29/05	vs. Georgia	Wilbur, 20-yard run
1/2/06	vs. Iowa	Latsko, five-yard run
12/2/06	vs. Arkansas	Cornelius, 17-yard run
1/1/07	vs. Michigan	Henry to Hernandez, 15-yard pass
8/30/08	vs. Hawaii	Henry, 17-yard run
10/4/08	at Arkansas	James, 10-yard run
9/18/10	at Tennessee	Hines, 36-yard run

-Since Urban Meyer became a head coach in 2001, only two schools have more blocked kicks than his teams.

Blocked Kicks (nation - since 2001)

1. Texas56
2. Fresno State.....54
3. Meyer-Coached Teams..... 48

-Omar Hunter got the first blocked kick of the 2010 season for Florida, knocking down a 35-yard field goal attempt by Kentucky's Craig McIntosh in the fourth quarter, which set up a UF touchdown drive.



GATORS IN THE SWAMP

-ON THE FIELD-

-Florida's .892 (116-15) winning percentage at Ben Hill Griffin Stadium at Florida Field since 1990 ranks No. 1 in the nation.

Best Home Winning Percentage (nation - since 1990)

1. Florida 116-15885
2. Nebraska 122-18871
3. Florida State 99-16-1858
4. Kansas State 112-22-1833
5. Texas A&M 102-28-1782

-Here is how the Gators' record breaks down at home since 1990:

Overall	116-15
SEC.....	62-11
SEC East	38-2
SEC West	24-9
Non-Conference.....	54-4
Top-25 Teams	23-11
Top-10 Teams	12-6
Top-5 Teams.....	9-4
Unranked Teams	91-4
At Night (6 p.m. or later).....	38-6

-Since 1990, Florida has outscored its opponents by a combined 5,348 to 1,988 at home, putting the average outcome at 40.8 to 15.2 in favor of the Gators and making the average outcome a 25.6-point win.

-The Gators had two significant winning streaks at The Swamp in the 1990s: a 23-game streak from 1990-93 and a 30-game streak from 1994-99. In 126 home games from 1990-2009, UF scored 31 or more points 89 times and held its opponent to 14 or less points 70 times.

-IN THE STANDS-

-The Gators have sold out all season tickets for the 31st consecutive season after averaging a school-record 90,635 last season.

-Florida broke its single-game attendance record last season, drawing 90,907 to The Swamp for the Nov. 28 showdown against Florida State. It marked the largest crowd ever to watch a football game in the state of Florida. The state has hosted 14 Super Bowls, three BCS national title games and has featured 18 bowl games that included a team that went on to win at least a share of the national title.

-The Gators have ranked among the nation's top-15 schools in average home attendance in each of the last 28 years (1982-2009) and have ranked among the top nine in each of the last 19 years (1991-2009).

-In addition, UF set a school attendance record during the 2008 season, averaging 90,544 per game, which ranked ninth in the nation. That broke the previous standard, set in 2006 when the Gators averaged 90,409.

-Florida also maintains a current streak of 132 consecutive home sell-outs dating back to the 1989 season. That ranks fourth in the nation for current consecutive sellouts.

1. Nebraska.....309
2. Notre Dame219
3. Michigan165
4. Florida 135

-The largest crowd for a home opener at The Swamp was 90,707 in UF's 2005 win over Wyoming in Urban Meyer's first game as head coach of the Gators. The 2009 opener (90,621) was the second-largest.

UF'S LEGENDARY STATUS

-NATION'S ELITE-

-No other school has captured a national title while facing the nation's toughest schedule. According to NCAA statistics, Florida has done so twice, in 1996 and 2006, and also won the 2008 title facing the second-toughest schedule in the country.

-UF is the only school to claim three national championships in the past 13 years. The Gators have also played in the national championship game four times in the past 14 years.

-Florida is one of only two schools in the nation with three quarterbacks to win the Heisman Trophy and one of two schools nationally to have multiple Heisman winners since 1996.

-The Gators won at least nine games for a period of 12 consecutive years (1990-2001), something only three schools in major college history have done and no other SEC school has done.

-Florida became one of six schools in major college history to win 100 games during a decade, producing a 102-22-1 record in the 1990s. UF again reached that benchmark in the 2000s, going 100-30.

-UF is the only school in modern major college history to score 500 or more points for a period of four straight years (1993-96).

-Florida is one of two schools to have a player selected in the first round on the NFL Draft for nine consecutive years, with a Gator being tabbed each year from 1983-91 (Miami, 14 years, 1995-2008).

-UF is one of only four schools in the nation to have multiple recipients of the Campbell Trophy (formerly the Draddy Trophy), which is presented by the National Football Foundation and College Hall of Fame to the nation's top football scholar-athlete.

-No other school in the nation can boast a Heisman Trophy recipient who also received the Campbell Trophy (formerly the Draddy). Danny Wuerffel accomplished both in 1996, while Tim Tebow earned the Heisman in 2007 and the Campbell in 2009.

-SEC ELITE-

-Florida is the only SEC school to have three Heisman Trophy winners: Steve Spurrier (1966), Danny Wuerffel (1996) and Tim Tebow (2007).

-No other SEC school has won at least 10 games for a period of six consecutive years (1993-98), something only three schools in major college history have done.

-The Gators are the only SEC team to rank in the top 15 of the final polls for 12 straight years, and only four have done it in major college football history.

-The Gators have the best league record over a 100-SEC-game span, going 87-13 in SEC play from the beginning of the 1990 season through the seventh conference game of 2001.

-Florida is only one of two schools in SEC history to claim four league championships in a row (1993-96).

-Florida has played in 10 of the 18 SEC Championship Games that have been held, winning seven.

**January Bowl Appearances
(since 1993)**

1. Florida	16
2. Florida State	15
3. Ohio State	14
4. Tennessee	13
5. Michigan	12
6. Penn State	11
7. Nebraska	10

TITLE CENTRAL

-Florida is the only school in the nation to win three outright national titles since 1990. The 2006 and 2008 national championships were decided in the BCS National Championship Game, and Florida was the unanimous pick in all four major polls in 1996. Nebraska has also won three national titles in that time frame (1994, 1995, 1997), but the 1997 title was split with Michigan.

National Titles (since 1990)

Team	Years	Titles
Florida	1996, 2006, 2008	3
Nebraska	1994, 1995, 1997*	3
Alabama	1992, 2009	2
Florida State	1993, 1999	2
LSU	2003*, 2007	2
Miami (Fla.)	1991*, 2001	2
Southern Cal	2003*, 2004	2
Nine tied		1

*Split title

-In addition to their national standing, the Gators have also asserted themselves in the Southeastern Conference. Since the SEC Championship Game was instituted in 1992, UF has won more SEC titles than any other school.

Southeastern Championship Game Wins

Florida	7
Alabama/LSU	3
Georgia/Tennessee	2
Auburn	1

SEC Championship Game Appearances

Florida	10
Alabama	7
Tennessee	5
LSU	4
Arkansas/Auburn/Georgia	3
Ole Miss	1

COLLEGE LEADERS SINCE 1990**Wins**

1. Florida	206
2. Florida State	198
Nebraska	198
4. Miami (Fla.)	186
5. Tennessee	182

Top-10 Finishes

1. Florida	12
2. Florida State	11
3. Michigan	8
Nebraska	8
5. Tennessee	7

Top-15 Finishes

1. Florida	16
2. Florida State	13
Tennessee	13
4. Miami (Fla.)	12
Michigan	12
6. Penn State	11
7. Nebraska	10

GATORS IN THE NFL DRAFT

-FIRST-ROUND PROMINENCE-

-The Gators have had 42 players selected in the opening round of the NFL Draft: nine running backs, nine defensive linemen, six wide receivers, five offensive linemen, five defensive backs, four linebackers and four quarterbacks.

-UF is one of four schools in the nation to have a first-round pick in each of the last four drafts. Florida has had a player drafted in the first round in 11 of the last 14 years and 20 of the last 27.

-No other school has more first-round picks than UF over the last four NFL Drafts.

First-Round Draft Picks (2007-Present)

1. Florida	7
Southern Cal	7
3. LSU	6
Tennessee	6

-GATORS IN DEMAND-

-Florida has had 26 players selected in the NFL Draft under head coach Urban Meyer and led the nation in players drafted with nine selections each in 2007 and 2010.

-Florida has led the nation in players drafted on five occasions all-time. In addition to 2007 and 2010, UF paced the nation with 10 selections in 1978 and shared for the lead with eight choices in 1999 and 2003.

-UF had at least 40 players chosen in the NFL Draft for the decades of 1950, 1970, 1980 and 1990. Florida had 50 selections from 2000-09, setting a school record for draft choices in a decade. The Gators got off to a quick start in the new decade with nine selections in the 2010 draft.

-Florida has had a combined six wide receivers and tight ends drafted since 2008, most in the nation during that time.

Combined WR/TE Drafted (Nation - 2008-Present)

1. Florida	6
2. Oklahoma	5
3. California	4
LSU	4
Missouri	4

-A Florida receiver has been drafted in 15 of the last 17 years, and 20 Gator wideouts have been selected during that stretch. In all, there have been 34 UF wide receivers selected in the draft.

Wide Receivers Drafted (2006-Present)

Florida	7
LSU	7
Ohio State	6
Southern Cal	4
Florida State	2
Miami	1
Georgia	1
Tennessee	1

-The Gators have had eight defensive linemen selected since 2006, including four in 2007 and two in 2010.

Refer to pp. 27-33 of the 2010 Florida Guide for further notes and charts regarding Florida Gators in the NFL and the NFL Draft.

Most Players Selected in the 2010 NFL Draft

1. Florida	9
2. Alabama	7
Oklahoma	7
Southern Cal	7
5. Iowa	6
LSU	6
Penn State	6
Tennessee	6
Texas	6
Utah	6

-WHAT THEY ARE SAYING-

"It's going to be a challenge, of course, but I'm ready for everything. I'm just so blessed and honored too, because when I was at Florida, I played against Andre Caldwell, Louis Murphy and Percy Harvin every day in practice. So playing versus those dudes definitely got me ready for the next level. I think just being able to play against that type of talent will just transfer over and help the transition a whole lot easier."

-Joe Haden, Cleveland Browns and former UF cornerback on preparing for his first NFL game

SEC IN THE NFL DRAFT

-The SEC has led or tied for the lead for the most selections in an NFL Draft in 11 of the last 13 years, including the last four drafts.

-The SEC had at least five players taken in every round of the 2010 NFL Draft. The league had eight players taken in rounds two, three and five; seven selected in round one and four; six in round seven; and five in round six.

-Since conference expansion in 1992, the SEC has had 114 players taken in the first round of the NFL Draft, an average of 6.3 per year.

-The SEC has had five picks in the top 20 of the first round four years in a row (2007-10).

-Since 2004, the SEC has had 32 players taken in the first 18 picks of the first round.

-In the last eight NFL Drafts, 11 of 12 SEC teams had at least one player go in the top 11 of the first round.

-Since 1990, the SEC has had 782 players selected in the NFL Draft, more than any other conference. The SEC has also produced the No. 1 pick in five of the past 13 NFL Drafts.

2010 NFL Draft Picks By Conference

SEC	49
Big Ten	34
ACC	31
Big 12	30
Pac-10	29

GATORS' PRO SUCCESS

-Florida has seen 19 former players go on to appear in the NFL's Pro Bowl. Of those, 12 made multiple appearances in the all-star showcase.

-Percy Harvin earned Offensive Rookie of the Year for his performance with the Minnesota Vikings in 2009. Harvin caught 60 passes for 790 yards and six touchdowns, while averaging 27.5 yards per return and scoring two more touchdowns as Minnesota's primary kickoff returner.

-Louis Murphy posted 34 receptions for 521 yards and four touchdowns as a rookie for the Oakland Raiders. Murphy, a fourth round pick, finished the 2009 season with 25 more receptions than fellow rookie wide receiver Darrius Heyward-Bey, who the Raiders selected with the seventh-overall pick in the same draft.

-A Gator has earned a Pro Bowl berth in 32 of the past 36 NFL seasons, including 12 of the past 13 and a streak of 11 consecutive Pro Bowls from 1986-96.

-At least one former UF player has appeared in the Super Bowl 27 times. Four Gators have appeared in the big game on two occasions (Super Bowls XXX and XLI).

-Thirteen former Gators have combined to win 20 Super Bowl rings. Don Chandler, Wilber Marshall and Max Starks have each won two, and Emmitt Smith and Godfrey Miles each claimed three.

-Florida is one of two schools (Pitt) that has two players --Emmitt Smith and Fred Taylor -- on top-15 list of the NFL's all-time top rushers.

-PRO FOOTBALL HALL OF FAME-

The University of Florida is the only school in the Southeastern Conference to have two inductees into the NFL Hall of Fame since 2001.

Former Gator running back Emmitt Smith was inducted into the Pro Football Hall of Fame in Canton, Ohio, on Aug. 7, 2010, following Gator great Jack Youngblood into the elite fraternity.

Smith was a three-time All-American at UF from 1987-89. He established 58 school records in three seasons, including a career rushing mark of 3,928. Following his junior season with the Gators, Smith was a first-round selection in the 1990 NFL Draft by the Dallas Cowboys. He finished his career with 18,355 rushing yards and 164 rushing touchdowns, both of which are NFL records.

Youngblood, regarded as the best defensive end in UF history, became the first Gator enshrined in the Pro Football Hall of Fame in 2001. He was named to the All-SEC team of the decade for the 1970s and was the Most Outstanding Player at the 1971 Senior Bowl. He went on to be a five-time All-Pro player for the Los Angeles Rams. Youngblood appeared in a Rams' record 201 consecutive games and only missed one game in his 14 seasons, that one coming in his final season in 1984.



Emmitt Smith

NFL GATORS

The following 37 former Gators are on NFL rosters heading into the 2010 season (as of Sept. 8):

DE Alex Brown.....	New Orleans Saints
WR Andre Caldwell.....	Cincinnati Bengals
G Carlisle Cooper	Oakland Raiders
WR Riley Cooper.....	Philadelphia Eagles
LB Channing Crowder	Miami Dolphins
DE Jermaine Cunningham	New England Patriots
LB Andra Davis.....	Buffalo Bills
DE Carlos Dunlap.....	Cincinnati Bengals
DB Joe Haden	Cleveland Browns
WR Jabar Gaffney	Denver Broncos
RB Earnest Graham.....	Tampa Bay Buccaneers
QB Rex Grossman.....	Washington Redskins
DE Derrick Harvey	Jacksonville Jaguars
WR Percy Harvin.....	Minnesota Vikings
TE Aaron Hernandez	New England Patriots
KR Brandon James.....	Indianapolis Colts (PS)
DT Ray McDonald.....	San Francisco 49ers
C Drew Miller.....	St. Louis Rams (PS)
DL Jeremy Minney.....	Jacksonville Jaguars
LB Jarvis Moss	Denver Broncos
WR Louis Murphy	Oakland Raiders
WR David Nelson	Buffalo Bills
S Reggie Nelson.....	Cincinnati Bengals
OL Mike Peterson	Atlanta Falcons
C/G Maurkice Pouncey.....	Pittsburgh Steelers
QB Lito Sheppard.....	Minnesota Vikings
ILB Brandon Siler	San Diego Chargers
MLB Brandon Spikes.....	New England Patriots
T Max Starks.....	Pittsburgh Steelers
RB Fred Taylor.....	New England Patriots
QB Tim Tebow	Denver Broncos
DL Marcus Thomas	Denver Broncos
RT Phil Trautwein.....	St. Louis Rams (IR)
DL Gerard Warren.....	New England Patriots
OL Jason Watkins.....	Buffalo Bills (PS)
S Major Wright.....	Chicago Bears
RB DeShawn Wynn	New Orleans Saints

(PS) = Practice Squad; (IR) = Injured Reserve



UNOFFICIAL DEPTH CHART (AS OF 10/31/10)

-OFFENSE-

WR	6	Deonte Thompson	4	Andre Debose	
WR	8	Trey Burton	82	Omarius Hines OR 3 Chris Rainey	81 Robert Clark
LT	76	Marcus Gilbert	73	Xavier Nixon	64 Kyle Koehne
LG	57	Carl Johnson	67	Jon Halapio	72 Jonotthan Harrison
C	55	Mike Pouncey	50	Sam Robey	58 Nick Alajajian
RG	74	Maurice Hurt OR 67 Jon Halapio			
RT	73	Xavier Nixon OR 74 Maurice Hurt	58	Nick Alajajian	
TE	11	Jordan Reed	8	Trey Burton	
QB	12	John Brantley	8	Trey Burton OR 11 Jordan Reed	10 Tyler Murphy
RB	2	Jeff Demps OR 3 Chris Rainey	23	Mike Gillislee OR 21 Emmanuel Moody	33 Mack Brown
FB	42	Steven Wilks	8	Trey Burton	
WR	9	Carl Moore	85	Frankie Hammond, Jr.	7 Justin Williams

Note: 12 offensive positions listed. Opening formation determines the 11 game starters.

-DEFENSE-

DE	94	Justin Trattou	7	Ronald Powell	34 Lerentee McCray
DT	99	Omar Hunter	90	Lawrence Marsh OR 47 Brandon Antwine	
DT	6	Jaye Howard OR 92 Terron Sanders	73	Sharrif Floyd	
DE	44	Duke Lemmens	96	William Green	58 Dominique Easley
SLB	16	A.J. Jones	7	Ronald Powell	48 Neiron Ball
MLB	52	Jonathan Bostic OR 43 Jelani Jenkins			
WLB	43	Jelani Jenkins OR 40 Brandon Hicks	26	Lorenzo Edwards	
LCB	1	Janoris Jenkins	14	Jaylen Watkins	29 Josh Shaw
RCB	8	Jeremy Brown	31	Cody Riggs	
FS	10	Will Hill	24	Josh Evans	
SS	35	Ahmad Black	22	Matt Elam	

-SPECIALISTS-

PK	17	Chas Henry	97	Brad Phillips	
KO	98	Zack Brust	97	Brad Phillips	17 Chas Henry
P	17	Chas Henry	40	David Lerner	
LS (P)	54	Christopher Guido			
LS (FG)	59	John Fairbanks			
H	47	John Crofoot	17	Chas Henry	
KR	3	Chris Rainey	2	Jeff Demps OR 4 Andre Debose	23 Mike Gillislee
PR	1	Janoris Jenkins			

COLLEGEPRESSBOX.COM

collegepressbox.com is the official media website for Southeastern Conference football. Access and download weekly game notes, quotes, statistics, media guides and more for the conference and each of its 12 member schools throughout the season. Log-in information will be distributed to accredited media or you can apply for a password by sending an e-mail to password@collegepressbox.com.

collegepressbox.com
SINCE 2005 EVERYTHING BUT THE PRE-GAME MEAL

GATORZONE ON SUN SPORTS

Beginning its ninth season this fall, GatorZone features all the latest news and notes on Gator athletics. Join hosts Jeff Cardozo and Megan Curl on GatorZone every Wednesday at 5:30 p.m. on Sun Sports as they



keep you up to date on the Orange and Blue. GatorZone recaps the week that was in Gator athletics with GatorBites, while Larry Vettel interviews various Florida coaches on their team's recent performances. GatorZone features in-depth student-athlete stories highlighting their accomplishments both on and off the field of play. GatorZone - the award-winning show for The Gator Nation.

HEAD COACH URBAN MEYER

Now in his sixth season at the University of Florida, Urban Meyer has guided the Gators to a pair of national championships, two Southeastern Conference championships and has posted the best regular-season SEC record (35-11) during the last five years and a 62-13 mark overall, which is the best winning percentage (.827) in UF history. He has led the Gators to 53 wins since the beginning of the 2006 season, the second-highest victory total in the nation in that time span (Chris Petersen, Boise State).



Meyer, who is in his 25th year coaching, including 10 as a head coach, was the first coach ever to win two BCS National Championships and the first coach in the history of the SEC to win two outright National Titles. Florida has been ranked in 88 polls under Coach Meyer, including 62 weeks in the top 10.

A three-time national Coach of the Year, Meyer's career record stands at 101-21, and his .828 winning percentage is No. 1 nationally among active coaches with at least five years of coaching experience. He was named "Coach of the Decade" by *Sporting News*.

He owns a 57-6 (.905) record at home in his career, including 35-4 (.897) in The Swamp. Few are better at getting a team ready to play, as Meyer sports a 32-3 (.914) record when having more than a week to prepare for a game (season openers, bowl games and coming off a bye week).

In 2008, Meyer accomplished the unprecedented feat of knocking off the BCS No. 1-ranked team in consecutive games, downing Alabama in the SEC Championship Game before dispatching Oklahoma in the BCS National Championship Game. Add in the 2007 BCS National Championship Game victory over Ohio State, and Meyer is the only coach to have defeated three BCS No. 1-ranked teams in his career.

Head Coaching Record

Year	School	Record	Conference Record	Final Poll*
2001	Bowling Green	8-3	5-3	NR
2002	Bowling Green	9-3	6-2	NR
2003	Utah	10-2	6-1^	21/21
2004	Utah	12-0	7-0^	4/5/3
2005	Florida	9-3	5-3	12/16
2006	Florida	13-1	7-1^	1/1
2007	Florida	9-4	5-3	13/16
2008	Florida	13-1	7-1^	1/1
2009	Florida	13-1	8-0	3/3
2010	Florida	5-3	3-3	--

Totals: 10th Year 101-21 (.828) 58-17 (.773)

^Conference Champion; *Polls listed are AP/Coaches'/Sports Illustrated

Top Winning Percentage of Active Coaches (Minimum 5 Years)

Coach	School	Record	Winning Pct.
1. Urban Meyer	Florida	101-21	.828
2. Bob Stoops	Oklahoma	124-30	.805
3. Gary Patterson	TCU	94-28	.769
4. Kyle Whittingham	Utah	55-17	.764
5. Joe Paterno	Penn State	399-132-3	.750
6. Jim Tressel	Ohio State	237-79-2	.748
7. Mark Richt	Georgia	94-32	.746
8. Brian Kelly	Notre Dame	175-62-2	.736
9. Paul Johnson	Georgia Tech	132-49	.729
10. Bobby Petrino	Arkansas	60-23	.723

SEC Winning Percentage (Career - Min. 5 Years)

1. Robert Neyland	Tennessee	62-15-5	.787
2. Frank Thomas	Alabama	59-16-6	.765
3. Paul Bryant	Alabama/Kentucky	159-46-9	.764
4. Urban Meyer	Florida	37-12*	.755
5. Nick Saban	Alabama/LSU	55-18*	.753
6. Steve Spurrier	Florida/S. Carolina	109-38*	.741

*Includes SEC Championship Game

DID YOU KNOW?

MAKING A DIFFERENCE: Meyer is co-chair, along with basketball head coach Billy Donovan, of a campus charge to raise \$50 million for UF's Florida Opportunity Scholars Program. Meyer has committed \$1 million to the cause over the life of his recently-signed six-year contract. The program was created by UF President Bernie Machen to provide financial assistance to first-generation, financially disadvantaged students working toward a bachelor's degree. Today, there are 771 Scholars attending UF, and over \$3.6 million have been awarded through the program.

GATOR BAIT: Meyer holds a 17-1 record against traditional rivals Tennessee, Georgia, Florida State and Miami (Fla.). He is the only coach in school history to open his career with five straight wins each over Tennessee and Florida State.

SPECIAL TEAMS NOT JUST A NAME: Meyer-coached teams have blocked 48 kicks, including 31 punts, 14 field goals and three extra points. In 2008, the Gators blocked a school-record nine kicks, tied for the most by one of Meyer's teams (Utah, 2004). Florida has blocked one kick in 2010, as Omar Hunter batted down a field goal try against Kentucky.

THE ROAD TO THE DRAFT: There have been 26 Gators selected in the NFL Draft under Meyer, including seven first-round picks. No team in the nation had more players selected than Florida's nine in 2007 and 2010.

ACADEMIC EMPHASIS: During Meyer's tenure, 86 football players have graduated from the University of Florida, and 131 players have been named to the SEC Academic Honor Roll, including a league-record 37 in 2008. Florida's APR was 971 in the May 2010 report by the NCAA, placing them in the 80th-90th percentile within the sport and well have football's Division I average of 947.

BEST OF THE BEST: Meyer is one of two active coaches to win a pair of outright national championships (2006 and 2008), coach a Heisman Trophy winner (Tim Tebow) and coach a first-overall draft pick in the NFL Draft (Alex Smith).

FASTEST TO 50

-Since the SEC's inception in 1933, no coach has begun his SEC career faster than Urban Meyer. With last year's win vs. Arkansas, Meyer collected his 50th win as an SEC head coach, reaching that mark in just 59 games. That tied Frank Thomas of Alabama for the fastest to achieve 50 wins as an SEC head coach.

Fastest to 50 Wins as an SEC Coach (since 1933)

Urban Meyer (UF)	59
Frank Thomas (Alabama)	59
Gene Stallings (Alabama)	60
Phillip Fulmer (Tennessee)	61
Mark Richt (Georgia)	62
Steve Spurrier (Florida)	63
Allyn McKeen (Mississippi State)	63

THE URBAN MEYER FILE

- 24 years collegiate coaching experience (Florida, Ohio State, Illinois State, Colorado State, Notre Dame, Bowling Green, Utah)
 - The 2010 Allstate Sugar Bowl was his 14th bowl game (all as a coach)

PERSONAL

Birthdate: July 10, 1964

Hometown: Ashtabula, Ohio

Alma Mater: Cincinnati (1986); Ohio State (1988)

Family: Wife, Shelley; children, Nicole, Gigi, Nathan

-COACHING EXPERIENCE-

Florida
 2005-Present.....Head Coach

Utah
 2003-04Head Coach

Bowling Green
 2001-02Head Coach

Notre Dame
 1996-2000Wide Receivers

Colorado State
 1990-95Wide Receivers

Illinois State
 1989Quarterbacks/Wide Receivers

Illinois State
 1988Outside Linebackers

Ohio State
 1987Receivers (Grad. Assistant)

Ohio State
 1986Tight Ends (Grad. Assistant)

-PLAYING EXPERIENCE-

Lettered as a defensive back at the University of Cincinnati...A 13th-round pick in the 1982 Major League Baseball June Amateur Draft as a shortstop...Played two years in the Atlanta Braves' organization.

2010 GATOR COACHING STAFF

Steve Addazio.....Associate Head Coach, Offensive Coordinator/
Offensive Line
 Teryl Austin.....Defensive Coordinator/Cornerbacks
 Zach Azzanni.....Passing Game Coordinator/Wide Receivers
 Stan Drayton.....Running Backs/Recruiting Coordinator
 D.J. Durkin.....Linebackers/Special Teams Coordinator
 *Chuck Heater.....Co-Defensive Coordinator/Safeties
 *Scot Loeffler.....Quarterbacks
 Dan McCarney.....Assistant Head Coach, Defense/Defensive Line
 Brian White.....Tight Ends/Fullbacks

* - In coaches' booth on game day

UF YEAR-BY-YEAR STATS UNDER MEYER

	2006	2007	2008	2009	2010
Points/PPG	416/29.7	552/42.5	611/43.6	502/35.9	227/28.4
First Downs	285	305	306	314	149
First Downs Rushing	117	153	154	158	58
First Downs Passing	152	141	129	142	79
Rushing Yards	2,240	2,602	3,236	3,105	1,226
Avg. Per Rush	4.7	5.3	5.9	5.6	4.1
TDs Rushing	24	39	42	30	20
Avg. Rush Yds./Game	160.0	200.2	231.1	221.8	153.2
Passing Yardage	3,305	3,341	2,995	3,305	1,527
Comp.-Att.-Int.	255-399-14	240-361-6	211-329-5	249-364-5	148-237-7
Avg. Pass Yds./Game	236.1	257.0	213.9	236.1	190.9
Passing TDs	29	32	33	28	6
Total Offense	5,545	5,943	6,231	6,410	2,753
Avg. Per Play	6.3	7.0	7.1	7.0	5.1
Avg. Per Game	396.1	457.2	445.1	457.9	344.1

ELITE RANKINGS

Along with his outstanding winning track record, Meyer has led the Gators to many impressive statistical achievements that rank among the top both in the SEC and in the nation. Below is a list of categories in which the Gators have ranked in both the SEC's top two and the NCAA's top 25 for each of the past five seasons:

Year	Category	Stat	SEC Rank	Nat'l rank
2009	Passing Efficiency	167.3	1	1
	Pass Defense	152.8 ypg	1	2
	Sacks	40	1	T-4
	Kickoff Returns	26.4	1	5
	Total Offense	457.9 ypg	1	6
	3rd Down Conv.	.492	1	7
	First Downs	314	1	14
	Punting	41.03 avg.	2	2
	Total Defense	252.6 ypg	2	4
	Scoring Defense	12.4 ppg	2	4
	Pass Efficiency Defense	96.1	2	6
	Opp. 3rd Down Conv.	.299	T-2	T-6
	Scoring Offense	35.9 ppg	2	10
	Rushing Offense	221.8 ypg	2	10
	Rushing Defense	99.8 ypg	2	12
	4th Down Conv.	.647	2	21
2008	Field Goal Pct.	.923	1	1
	Turnover Margin	+1.57	1	2
	Pass Efficiency Defense	96.7	1	3
	Red Zone Defense	.692	1	3
	Passing Efficiency	170.7	1	4
	Scoring Offense	43.6 ppg	1	4
	Scoring Defense	12.9 ppg	1	4
	Punting	38.1 avg.	1	8
	3rd Down Conv.	.516	1	8
	Rushing Offense	231.1 ypg	1	10
	Opp. 4th Down Conv.	.333	1	T-13
	Total Offense	445.1 ypg	1	15
	First Downs	306	1	25
2007	Red Zone Offense	.912	2	9
	4th Down Conv.	.688	2	12
	Sacks	34	2	T-18
	Sacks Allowed	16	2	T-24
	Passing Efficiency	170.2	1	2
	Scoring Offense	42.5 ppg	1	3
	Punt Returns	15.1 avg.	1	7
	Net Punting	38.7 avg.	1	9
	Rushing Defense	103.3 ypg	1	10
	Total Offense	457.2 ypg	1	14
2006	Sacks Allowed	1.0/game	2	T-5
	Rushing Defense	72.5 ypg	1	5
	Pass Efficiency Defense	98.3	2	4
	Total Defense	255.4 ypg	2	6
	Scoring Defense	13.5 ppg	2	6
	Net Punting	37.7 avg.	2	12
2005	Total Offense	396.1 ypg	2	19
	Scoring Offense	29.7 ppg	2	23
2005	Turnover Margin	+1.50	1	3

URBAN MEYER SUPERLATIVES

-TEAM GAME HIGHS-

Points.....	72, Ohio (10/5/02)
First Downs	37, Ohio (10/5/02)
Rushes	58, Kent State (10/6/01)
Yards Rushing	394, The Citadel (11/22/08)
Yards Per Rush ..	11.2, Chas. Southern (9/5/09)
TD Rushes	6, The Citadel (11/22/08)
Pass Attempts ..	53, at Northwestern (11/17/01)
.....	Northern Illinois (11/9/02)
Pass Comp.	36 at Northwestern (11/17/01)
Yards Passing.....	482 vs. Cincinnati (1/1/10)
Yards Per Pass.....	21.4, Tennessee, (9/15/07)
TD Passes	5, FIU (11/21/09)
.....	Troy (9/12/09)
.....	Ohio (10/05/02)
.....	Eastern Michigan (11/23/02)
.....	at San Diego State (10/30/04)
Total Plays	100, vs. Kent State (10/06/01)
Total Offense	705, The Citadel (11/22/08)
Yards Per Play	11.9, The Citadel (11/22/08)
Sacks By	9, Pittsburgh (1/01/05)
Penalties.....	14, at Ole Miss (9/22/07)
.....	LSU (10/7/06)
Penalty Yards ..	130, Colorado State (11/06/04)
Turnovers ...5 at	Western Michigan (10/13/01)
Interceptions By ..	4, USF (9/11/10)
.....	Miami Univ. (9/4/10)
.....	vs. Georgia (10/31/09)
.....	at Kent State (11/02/02)
.....	Hawaii (8/30/08)
Punts	10 at LSU (10/15/05)
Fumbles	9 at Texas A&M (9/6/03)
Fumbles Lost	4 vs. Arkansas (10/17/09)
Forced Fumbles	7, Kent State (10/6/01)
Fumbles Recovered	4, Kent State (10/6/01)
.....	Toledo (11/23/01)
.....	at Colorado State (9/27/03)
.....	at Southern Miss (12/31/03)
Time of Possession	43:34,
.....	vs. Kent State (10/6/01)
Points, First Quarter	31 points
.....	9/26/09, at Kentucky W (41-7)
Points, Second Quarter	35 points
.....	9/24/05, at Kentucky W (49-28)
Points, Third Quarter	28 points
.....	8/30/08 vs. Hawaii W (56-10)
Points, Fourth Quarter	29 points
.....	11/17/01 at Northwestern W (43-42)
Points, Half	49 points
.....	9/24/05 at Kentucky W (49-28)
.....	9/8/07 vs. Troy W (59-31)
.....	11/22/08 vs. The Citadel W (70-19)
Points, First Half	49 points
.....	9/24/05 at Kentucky W (49-28)
.....	9/8/07 vs. Troy W (59-31)
Points, Second Half	35 points
.....	10/5/02 vs. Ohio W (72-21)
.....	11/23/02 vs. Eastern Michigan W (63-21)
.....	11/1/08 vs. Georgia W (49-10)

-INDIVIDUAL GAME HIGHS-

Rushes	36, Brandon Warfield
.....	at Texas A&M (9/6/03)
Yards Rushing	181, Brandon Warfield
.....	at Texas A&M (9/6/03)
TD Rushes	5, Trey Burton
.....	vs. Kentucky (9/25/10)
.....	Tim Tebow at South Carolina (11/10/07)
Long Rush	92, Steve Savoy
.....	vs. BYU (11/20/04)
Pass Attempts	52, Josh Harris
.....	vs. Northern Illinois (11/9/02)
Pass Completions	32, Chris Leak
.....	vs. Vanderbilt (11/5/05)
Yards Passing.....	482, Tim Tebow
.....	vs. Cincinnati (1/1/10)
TD Passes	5, Alex Smith
.....	at San Diego State (10/30/04)
Long Pass	80, Tim Tebow
.....	vs. Cincinnati (1/1/10)
.....	Chris Leak vs. Louisiana Tech (9/10/05)
Receptions	15, Paris Warren
.....	vs. Pittsburgh (1/1/05)
Yards Receiving	215, Robert Redd
.....	at Marshall (9/29/01)
TD Receptions	3, Robert Redd vs. Ohio
.....	(10/5/02)
.....	Paris Warren vs. Colorado State (11/6/04)
.....	Chad Jackson vs. Wyoming (9/3/05)
.....	Riley Cooper vs. Western Carolina (11/18/06)
Long Reception	80, Riley Cooper
.....	vs. Cincinnati (1/1/10)
.....	Chad Jackson vs. Louisiana Tech (9/10/05)
Field Goals	3, Caleb Sturgis
.....	at Mississippi State (10/24/09),
.....	vs. Arkansas (10/17/09) & Tenn. (9/19/09)
.....	Jonathan Phillips at Tennessee (9/20/08) &
.....	vs. LSU (10/11/08)
.....	Chris Hetland vs. Tennessee (9/18/05)
.....	David Carroll at San Diego State (10/30/04)
Long Field Goal	56, Caleb Sturgis
.....	vs. Georgia (10/31/09)
Punts	10, Eric Wilbur
.....	at LSU (10/15/05)
Punting Average	62.3, Chas Henry
.....	at Alabama (10/2/10)
Long Punt	75, Chas Henry
.....	at Alabama (10/2/10)
Long Punt Return	83, Brandon James
.....	vs. Tennessee (9/15/07)
Long Kickoff Return	90, Morgan Scalley
.....	vs. UNLV (10/23/04)
Tackles	18, Chris Haneline
.....	at Northwestern (11/17/01)
Sacks	3, 7x, last by Carlos Dunlap
.....	at Mississippi State (10/24/09)
Tackles For Loss	4, Jermaine Cunningham
.....	vs. Arkansas (10/17/09)
.....	Brandon Spikes vs. Auburn (9/29/07)
Interceptions	2, 13x, last by Will Hill
.....	vs. Georgia (10/30/10)

MEYER IN THE POLLS AT UF

DATE	AP	COACHES'	BCS	HAR
Preseason '05	10	11	NP	
Week 1	10	10	NP	
Week 2	6	7	NP	
Week 3	5	5	NP	
Week 4	5	5	NP	4
Week 5	13	15	NP	15
Week 6	11	13	NP	12
Week 7	18	19	20	19
Week 8	16	18	19	17
Week 9	13	15	16	15
Week 10	12	12	13	13
Week 11	20	20	22	20
Week 12	19	19	23	19
Week 13	17	18	17	18
Week 14	16	18	17	17
2005 Final	12	16	NP	NP
Preseason '06	7	8	NP	NP
Week 1	7	7	NP	NP
Week 2	7	6	NP	NP
Week 3	5	5	NP	NP
Week 4	5	5	NP	6
Week 5	5	5	NP	5
Week 6	2	3	NP	3
Week 7	9	10	6	9
Week 8	9	8	6	9
Week 9	7	7	4	7
Week 10	6	6	4	6
Week 11	3	3	4	4
Week 12	4	4	4	4
Week 13	4	4	4	4
Week 14	2	2	2	2
2006 Final	1	1	NP	NP
Preseason '07	6	3	NP	NP
Week 1	4	3	NP	NP
Week 2	5	3	NP	NP
Week 3	3	3	NP	NP
Week 4	4	3	NP	4
Week 5	9	7	NP	8
Week 6	13	14	NP	13
Week 7	14	14	15	14
Week 8	T-9	11	11	9
Week 9	18	17	20	16
Week 10	17	18	15	17
Week 11	14	14	12	14
Week 12	12	12	14	13
Week 13	10	11	10	11
Week 14	9	12	12	10
2007 Final	13	16	NP	NP
Preseason '08	5	5	NP	NP
Week 1	5	5	NP	NP
Week 2	4	4	NP	NP
Week 3	4	4	NP	NP
Week 4	4	4	NP	NP
Week 5	12	13	NP	11
Week 6	11	12	NP	11
Week 7	5	7	NP	6
Week 8	5	7	10	6
Week 9	5	7	8	6
Week 10	4	5	5	4
Week 11	3	3	4	3
Week 12	3	3	4	3
Week 13	2	3	4	2
Week 14	2	4	4	2
Week 15	1	2	2	1
2008 Final	1	1	NP	NP
Preseason '09	1	1	NP	NP
Week 1	1	1	NP	NP
Week 2	1	1	NP	NP
Week 3	1	1	NP	NP
Week 4	1	1	NP	NP
Week 5	1	1	NP	1
Week 6	1	1	NP	1
Week 7	1	1	NP	1
Week 8	2	1	1	1
Week 9	1	1	1	1
Week 10	1	1	1	1
Week 11	1	1	1	1
Week 12	1	1	1	1
Week 13	1	1	1	1
Week 14	1	1	1	1
Week 15	5	5	5	5
2009 Final	3	3	NP	NP
Preseason '10	4	3	NP	NP
Week 2	8	6	NP	NP
Week 3	10	7	NP	NP
Week 4	9	8	NP	NP
Week 5	7	7	NP	NP
Week 6	14	12	NP	NP
Week 7	22	22	NP	22
Week 8	NR	NR	NR	RV
Week 9	RV	NR	NR	RV
Week 10	TBA	TBA	TBA	TBA

NP - No Poll

AT A GLANCE

The Gator assistant coaches boast 186 years of combined coaching experience, including 165 at the collegiate level, 11 years in the NFL and 10 in high school football.

Florida's coaching staff sees four additions this season. Zach Azzanni joined the Gators as wide receivers coach prior to their Sugar Bowl victory at the conclusion of the 2009 season. Teryl Austin, Stan Drayton and D.J. Durkin all joined UF's staff during the offseason.

All of the newcomers take on a coordinator role, with Austin overseeing the defense, Azzanni serving as passing game coordinator, Durkin handling special teams and Drayton stepping in as recruiting coordinator.

STEVE ADDAZIO

ASSOCIATE HEAD COACH, OFFENSIVE COORDINATOR/OFFENSIVE LINE



A 25-year veteran of the coaching ranks, Steve Addazio is in his sixth season at the University of Florida, where he adds associate head coach to his duties in his second season as offensive coordinator while continuing to instruct the offensive line. In his first year overseeing the offense, UF led the SEC in total offense and finished second in rushing offense, passing offense and scoring offense. Florida was the only team nationally to both rush and pass for over 3,000 yards.

TERYL AUSTIN

DEFENSIVE COORDINATOR/CORNERBACKS



Teryl Austin brings 19 years of coaching experience, including 12 at the collegiate level and seven in the NFL, to the Gators. Austin helped guide both the Seattle Seahawks and Arizona Cardinals to an NFC Championship and Super Bowl appearance. In Arizona's run to the Super Bowl, Austin helped first-round draft pick Dominique Rodgers-Cromartie pick a team-best four passes, plus another two in the postseason. In 2004, three Seahawks recorded five or more interceptions for just the second time in team history.

ZACH AZZANNI

PASSING GAME COORDINATOR/WIDE RECEIVERS



Joining the UF staff in December 2009, prior to the team's Sugar Bowl victory over Cincinnati, Zach Azzanni came from a successful three-year stint at Central Michigan. Azzanni helped the Chippewas to three January bowls and two Mid-American Conference championships from 2007-09 after being part of CMU's 1994 MAC championship squad as a wide receiver. He helped Antonio Brown and Bryan Anderson each garner All-MAC honors three straight years (2007-09), including two first-team appearances for each.

STAN DRAYTON

RECRUITING COORDINATOR/RUNNING BACKS



Stan Drayton rejoins the Florida staff after his prior 2005-07 stint in Gainesville, coaching running backs while also serving as recruiting coordinator. Drayton was part of the UF staff that won the 2006 national championship. Drayton previously coached Brian Westbrook to the 2001 Walter Payton Award while at Villanova and helped Jerious Norwood to one of the most successful seasons by a running back in Mississippi State history.

-IN THE BOOTH-

This season, Chuck Heater (safeties) and Scot Loeffler (quarterbacks) coach from the booth on game days, along with Justin Frye (offensive graduate assistant) and Anthony Weaver (defensive graduate assistant).

D.J. DURKIN

LINEBACKERS/SPECIAL TEAMS COORDINATOR



After three seasons leading Stanford's defensive ends and special teams, D.J. Durkin joins the Gator staff to oversee linebackers and special teams. Durkin is the first special teams coordinator UF has had since Urban Meyer became head coach. Stanford ranked No. 11 in the nation in sacks per game in both 2007 and 2009. In 2009, he helped lead Stanford to a Pac-10-best 27.5.

CHUCK HEATER

CO-DEFENSIVE COORDINATOR/SAFETIES



A 34-year veteran of college coaching, including stints at Colorado, Notre Dame, Ohio State and Wisconsin, Chuck Heater is now in his sixth year at the University of Florida. He has coached in 23 bowl games during his career, including seven New Year's Day bowls and the 2007 and 2009 BCS National Championship Games, where Florida captured two national titles. Heater helped coach the 2008 Gators to a school-record 26 interceptions.

SCOT LOEFFLER

QUARTERBACKS



Scot Loeffler enters his second season on the UF staff in 2010. Prior to coaching the 2008 season with the NFL's Detroit Lions, Loeffler spent six seasons (2002-07) as the University of Michigan's quarterbacks coach. During his tenure, Michigan quarterbacks threw for 142 touchdowns compared to just 44 interceptions. Quarterbacks he coached at Michigan, including an earlier stint as a graduate assistant, have appeared in over 200 NFL games and own a combined four Super Bowl rings.

DAN MCCARNEY

ASSISTANT HEAD COACH DEFENSE/DEFENSIVE LINE



With 33 years of coaching experience, Dan McCarney enters his third year with the Gators. He was an instrumental part of the 2009 Gator defense that allowed 12.4 points per game, fourth-lowest in the nation. He saw two of his players selected in the second round of the 2010 NFL Draft. McCarney is the longest-serving and winningest head coach in the history of the Iowa State program and led the Cyclones to their first-ever bowl victory.

BRIAN WHITE

TIGHT ENDS



Brian White enters his second year at UF holding 24 years of collegiate coaching experience. The 2004 winner of the American Football Coaches Association (AFCA) Division I Assistant Coach of the Year, White has tutored a Heisman Trophy Winner (Ron Dayne) and five NFL Draft picks during his career. White holds a bachelor's degree from Harvard and master's degrees from Fordham and Notre Dame.

UF COMMUNICATIONS**COMMUNICATIONS DEPARTMENT****Phone:** (352) 375-4683, x6100**Fax:** (352) 375-4809**E-Mail:** sidmail@gators.uaa.ufl.edu**OVERNIGHT SHIPPING ADDRESS**

Gale Lemerand Drive

Central Receiving, Ben Hill Griffin Stadium
Gainesville, FL 32611**FOOTBALL CONTACTS**

Associate A.D. - Communications

Steve McClain - Coach Meyer Interviews
(352) 375-4683, x6100

Assistant Director - Communications

Denver Parler - Player/Asst. Coach Interviews
(352) 375-4683, x6135

Assistant Director - Communications

John Hines - Player Interviews
(352) 375-4683, x6130**INFO SOURCES****WEBSITE**Public - www.GatorZone.comMedia Only - www.GatorZone.com/media-only

(username: press / password: 4g8rpress)

CREDENTIAL REQUESTSGatorZone.com/mediaonly**PHOTOS AND LOGOS**SECSports.com/media (Digital Image Studio)For UF materials, please E-mail Amanda Brooks at AmandaBr@gators.uaa.ufl.edu.**FLORIDA FOOTBALL E-MAIL LIST**To be added to the Gator Football E-mail list, please E-mail Steve McClain at SteveM@gators.uaa.ufl.edu.**SEC E-MAIL LIST**To be added to the SEC Football E-mail list, please E-mail Charles Bloom of the SEC Media Relations Office at cbloom@sec.org.**-COACH MEYER INTERVIEW OPPORTUNITIES (GAME WEEK)-**

Please coordinate all requests for telephone and personal interviews with Coach Meyer with Steve McClain in the Communications Office. Coach Meyer's weekly schedule appears at the bottom of this page.

-ASSISTANT COACH AND PLAYER INTERVIEW OPPORTUNITIES (GAME WEEK)-

- All assistant coach and player interviews must be coordinated with Denver Parler in the Florida Communications Office. Players will be available on Monday (at the weekly press conference), Tuesdays and Wednesdays (time and location TBA).

- The starting quarterback will only be available on Mondays at the weekly press conference and all other quarterbacks are available on Tuesdays only.

- Offensive Coordinator Steve Addazio will be available to the media on Tuesday and Defensive Coordinator Teryl Austin will be available on Wednesday.

- Telephone interviews should be booked at least one day in advance, and are normally limited to those times reserved for these general interview sessions. All player interviews will conclude following the Wednesday session.

- The Florida Communications Office will NOT give out home phone numbers for any players and players may not be contacted directly by phone, text or e-mail.

- The team locker room, training room and strength complex are considered private work areas. These areas, as well as players' housing (campus and off-campus), are off-limits to media representatives.

-WEEKLY PRESS CONFERENCE-

- Coach Meyer's weekly press conferences will begin Monday, Aug. 30, and will be held each Monday during the season except on Oct. 18 (UF's bye week). Select players and Coach Meyer will address all media representatives in the South End Zone Meeting Room from 10 a.m.-noon, with Coach Meyer scheduled as early as 11:15 a.m. When entering the SEZ Meeting Room and during the availability, members of the media are to use the entrance and exit located inside of the South End Zone tunnel and are not to be in any of the team areas at any time.

-SATELLITE FEEDS-**Sunday's Urban Meyer Show****10:30 - 11:15 a.m. ET**

KU Band Digital Feed, Galaxy 17, Transponder 24, Slot A, Downlink frequency: 12146.5 Horizontal, Symbol Rate: 3.9787, FEC: 3/4. The feeds begin Sunday starting Sept. 5 and every Sunday following a football game. There will be no show on Oct. 17. Highlights are limited to three minutes per news program. Contact: Jerry Wetzel (352) 375-4683, x6630.

Monday (Coach Meyer/Players) Feed by 3:30 p.m. ETStarting with the 2010 season, the Florida athletics department will utilize the XOS Studio media exchange platform to post interviews from Coach Meyer and selected players on game week. These video files will be posted by 3:30 p.m. ET on Mondays. The feeds will begin on Aug. 30 and will run every Monday of game week throughout the season except on Oct. 18. (UF's bye week). For more information about XOS Studio and how to access the service, contact Jon Rubin (JonRu@gators.uaa.ufl.edu or (352) 375-4683, x6629).**Sun Sports Game Feed**

All Florida football games are broadcast tape delay by Sun Sports. For coordinates, call Sports Access at (800) 458-5609. Highlights are limited to three minutes for newscast purposes.

-QUOTES (BROADCAST QUALITY)-**Monday** - Coach Meyer Press Conference; quotes available through www.GatorZone.com/media and playback available on the Gator Sportsline (352) 375-4683, x3232**Saturday** - Coach Meyer Post-Game comments; quotes available through www.GatorZone.com/mediaSteve McClain
SteveM@gators.uaa.ufl.edu**VANDERBILT WEEK SCHEDULE**Denver Parler - DenverP@gators.uaa.ufl.edu
John Hines - JohnH@gators.uaa.ufl.edu

31 SUN.	1 MON.	2 TUES.	3 WED.	4 THURS.	5 FRI.	6 SAT.
NO INTERVIEWS	11:15 a.m. - Coach Meyer 11:30 a.m. - Interviews w/select Players	TBA - Players Post Practice - Interviews w/Coach Addazio/Assistant Coaches	11:20 a.m. - Coach Meyer SEC Teleconference, please contact the SEC Office at (205) 458-3010 TBA - Players (except QBs)* Post Practice - Interviews w/Coach Austin/Asst. Coaches	Post Practice - Interviews with Coach Meyer NO PLAYER INTERVIEWS	NO INTERVIEWS	12:21 p.m. - Vanderbilt Post Game - Coach Meyer and selected players will be available

AHMAD BLACK (LAKELAND, FLA.)

Bednarik Award Watch List (S)
NationalChamps.net Preseason All-America Honorable Mention (DB)
Preseason All-SEC First Team (media) (DB)
Phil Steele Preseason All-SEC Second Team (S)
SEC Coaches Preseason All-SEC Second Team (DB)
Phil Steele Midseason All-SEC First Team (S)
Phil Steele Midseason All-American Fourth Team (S)

JOHN BRANTLEY (OCALA, FLA.)

Maxwell Award Watch List (QB)
Phil Steele Preseason All-SEC Third Team (QB)

TREY BURTON (VENICE, FLA.)

SEC Freshman Player of the Week (Sept. 25)

JEFF DEMPS (WINTER GARDEN, FLA.)

Maxwell Award Watch List (RB)
AFCA Good Works Team Nominee
Doak Walker Award Candidate (RB)
SEC Coaches Preseason All-SEC Second Team (RB)
Phil Steele Preseason All-SEC Third Team (RB)
SEC Special Teams Player of the Week (Sept. 11)
Paul Hornung's Most Versatile Performances Weekly Award (Sept. 11)
Hornung Award Watch List (RB)

MARCUS GILBERT (FORT LAUDERDALE, FLA.)

Preseason All-SEC Second Team (media) (OL)
Phil Steele Midseason All-SEC Second Team (OT)

CHAS HENRY (DALLAS, GA.)

Ray Guy Award Preseason Watch List (P)
Preseason All-SEC First Team (media) (P)
SEC Coaches Preseason All-SEC Second Team (P)
Phil Steele Preseason All-SEC Second Team (P)
Lindy's Football Preview Preseason All-America Second Team (P)
NationalChamps.net Preseason Third Team All-America (P)
Phil Steele Preseason All-America Fourth Team (P)
Phil Steele Midseason All-SEC First Team (P)
Phil Steele Midseason All-American Third Team (P)

BRANDON HICKS (JACKSONVILLE, FLA.)

Preseason All-SEC First Team (media) (LB)

WILL HILL (WEST ORANGE, N.J.)

Jim Thorpe Award Preseason Watch List (S)
Phil Steele Preseason All-SEC First Team (S)
Preseason All-SEC First Team (media) (DB)
SEC Coaches Preseason All-SEC Second Team (DB)

JAYE HOWARD (APOPKA, FLA.)

SEC Defensive Line Player of the Week (Sept. 4)
Phil Steele Midseason All-SEC Second Team (DT)

OMAR HUNTER (BUFORD, GA.)

Outland Trophy Watch List
Phil Steele Preseason All-SEC Second Team (DT)

JANORIS JENKINS (PAHOKEE, FLA.)

Bednarik Award Watch List (CB)
Bronko Nagurski Trophy Watch List
Jim Thorpe Award Preseason Watch List (CB)
Blue Ribbon Yearbook Preseason All-SEC (DB)
SEC Coaches Preseason All-SEC First Team (C)
Preseason All-SEC First Team (media) (DB)
Phil Steele Preseason All-SEC Second Team (CB)
Phil Steele Preseason All-America Fourth Team (CB)
Jim Thorpe Defensive Back of the Week - Honorable Mention (Sept. 4)
Jim Thorpe Defensive Back of the Week - Honorable Mention (Sept. 25)
Phil Steele Midseason All-SEC Second Team (CB)

JELANI JENKINS (OLNEY, MD.)

SEC Freshman Player of the Week (Sept. 18)

CARL JOHNSON (DURHAM, N.C.)

Outland Trophy Watch List
SEC Coaches Preseason All-SEC First Team (OL)
Phil Steele Preseason All-SEC First Team (OG)
Phil Steele Preseason All-America Third Team (G)
Preseason All-SEC First Team (media) (OL)
Phil Steele Midseason All-SEC Second Team (OG)

A.J. JONES (TAMPA, FLA.)

Lott Trophy Watch List
SEC Coaches Preseason All-SEC Second Team (LB)
Phil Steele Preseason All-SEC Third Team (LB)

XAVIER NIXON (FAYETTEVILLE, N.C.)

Phil Steele Preseason All-SEC Third Team (OT)

MIKE POUNCEY (LAKELAND, FLA.)

Lombardi Award Watch List
Rimington Trophy Watch List
Outland Trophy Watch List
Sporting News Preseason First-Team All-America (OL)
NationalChamps.net Preseason First Team All-America (OL)
Lindy's Football Preview Preseason All-America First Team (C)
Phil Steele Preseason All-America Third Team (C)
CBSSports.com Preseason All-America Second Team (C)
NBCSports.com's 2010 preseason All-American Team (C)
Blue Ribbon Yearbook Preseason All-SEC (OL)
Phil Steele Preseason All-SEC First Team (C)
Preseason All-SEC First Team (media) (C)
SEC Coaches Preseason All-SEC First Team (C)
Preseason All-Southern Pigskin.com Team
SEC Offensive Line Player of the Week (Sept. 11)

CHRIS RAINEY

Hornung Award Watch List
Preseason All-SEC First Team (media) (AP)
SEC Coaches Preseason All-SEC Second Team (AP)
Phil Steele Preseason All-SEC Third Team (PR)


CALEB STURGIS

Lou Groza Award Watch List (K)
Phil Steele Preseason All-SEC Second Team (K)
SEC Coaches Preseason All-SEC Second Team (PK)

DEONTE THOMPSON (BELLE GLADE, FLA.)
Phil Steele Preseason All-SEC Third Team (WR)

JUSTIN TRATTOU (RAMSEY, N.J.)
Preseason All-SEC First Team (media) (DL)
Phil Steele Preseason All-SEC Fourth Team (DE)

Updated: Oct. 31, 2010



University of Florida Numerical Football Roster
As of October 5, 2010

#	NAME	POS	HT	WT	CL	EXP	HOMETOWN/HIGH SCHOOL/PREVIOUS SCHOOL
1	Janoris Jenkins	CB	5-11	184	JR	2L	Pahokee/Pahokee
2	Jeff Demps	RB	5-8	190	JR	2L	Winter Garden/South Lake
3	Chris Rainey	WR	5-9	178	RJR	2L	Lakeland/Lakeland
4	Andre Debose	WR	6-0	192	RFR	SQ	Sanford/Seminole
6	Jaye Howard	DT	6-3	302	RJR	2L	Apopka/Jones
6	Deonte Thompson	WR	5-11	203	RJR	2L	Belle Glade/Glades Central
7	Justin Williams	WR	6-1	205	RSR	3L	Folkston, Ga./Charlton County
7	Ronald Powell	DE	6-4	248	FR	HS	Moreno Valley, Calif./Rancho Verde
8	Trey Burton	QB	6-2	222	FR	HS	Venice/Venice Senior
8	Jeremy Brown	CB	5-10	184	RSO	SQ	Orlando/Boone
9	Carl Moore	WR	6-4	217	RSR	1L	Rancho Cordova, Calif./Cordova/Sierra CC
10	Will Hill	FS	6-1	207	JR	2L	West Orange, N.J./St. Peter's Preparatory
10	Tyler Murphy	QB	6-1	193	FR	HS	Wethersfield, Conn./Wethersfield
11	Jordan Reed	TE	6-3	240	RFR	SQ	New London, Conn./New London
12	John Brantley	QB	6-3	220	RJR	2L	Ocala/Trinity Catholic
13	Dee Finley	LB	6-2	222	SO	1L	Auburn, Ala./Auburn
14	Chandler Carr	QB	5-11	206	FR	HS	Ponte Vedra Beach/Bolles
14	Jaylen Watkins	CB	5-11	183	FR	HS	Cape Coral/Cape Coral
16	A.J. Jones	LB	6-1	226	RSR	3L	Tampa/Middleton
16	Christian Provancha	QB	6-6	204	FR	HS	Cocoa/Cocoa Beach
17	Chas Henry	P	6-3	215	SR	3L	Dallas, Ga./East Paulding
19	Caleb Sturgis	K	5-10	192	JR	2L	St. Augustine/St. Augustine
20	Malcolm Jones	RB	5-9	176	FR	HS	Fleming Island/Fleming Island
21	Brenden Bice	S	6-2	189	JR	HS	Londonderry, N.H./Londonderry
21	Emmanuel Moody	RB	5-11	215	RSR	2L	Coppell, Texas/Coppell/Southern Cal
22	Matt Elam	SS	5-10	202	FR	HS	Palm Beach Gardens/ William T. Dwyer
23	Mike Gillislee	RB	5-11	198	SO	1L	DeLand/DeLand
23	Chris Martin	LB	6-4	240	RFR	TR	Aurora, Colo./Grandview
24	Josh Evans	FS	6-1	195	SO	1L	Irvington, N.J./Irvington
25	Gideon Ajagbe	LB	6-2	212	FR	HS	Coconut Grove/Ransom Everglades
26	Lorenzo Edwards	LB	6-1	240	SR	2L	Orlando/Edgewater
27	Chris Dunkley	WR	5-11	174	FR	HS	Pahokee/Pahokee
28	Deandre Goins	RB	5-11	176	FR	HS	Dunedin/Dunedin Senior High
29	Solomon Schoonover	WR	6-3	209	SR	HS	Aventura/Hillel Community School
29	Joshua Shaw	CB	6-0	191	FR	HS	Palmdale, Calif./Palmdale
30	Jonathan Dowling	FS	6-3	184	FR	HS	Bradenton/Southeast
31	Brian Biada	CB	5-8	170	RFR	SQ	Naples/Gulf Coast
31	Cody Riggs	CB	5-9	166	FR	HS	Fort Lauderdale/St. Thomas Aquinas
32	Gerald Christian	TE	6-3	240	FR	HS	Palm Beach Gardens/ William T. Dwyer
33	Mack Brown	RB	5-10	193	FR	HS	Lithonia, Ga./King
33	Eugene Minchin	LB	6-2	192	SR	TR	Gainesville/Florida Virtual School/Santa Fe CC
34	Tim Clark	S	5-10	193	RFR	SQ	Wellborn/Branford
34	Lerentee McCray	DE	6-2	245	RSO	1L	Ocala/Dunnellon
35	Ahmad Black	SS	5-9	190	SR	2L	Lakeland/Lakeland
36	Moses Jenkins	CB	6-2	188	SR	3L	Coral Springs/Boyd H. Anderson
37	Ben Sams	LB	5-11	199	FR	HS	St. Petersburg/St. Petersburg
37	Brandon Sanders	CB	5-9	188	FR	HS	Ocala/Carver
38	Phillip Bellino	RB	5-10	195	FR	HS	Boca Raton/Pope John Paul II/Santa Fe CC
39	Newton Lizima	DB	6-0	178	JR	TR	Plantation/Plantation/Santa Fe CC
40	Brandon Hicks	LB	6-2	228	SR	3L	Jacksonville/Nathan Bedford Forrest
40	David Lerner	P	6-0	209	RSO	SQ	Gainesville/Buchholz
41	Miguel Carodine	S	5-10	210	RSR	SQ	Gainesville/P.K. Yonge
42	Eric Strack	K	5-10	167	RFR	SQ	Palm City/Martin County
42	Steven Wilks	FB	6-1	235	RJR	1L	Lakeland/Lakeland
43	Jelani Jenkins	LB	6-1	223	RFR	SQ	Olney, Md./Our Lady Good Counsel
44	Duke Lemmens	DE	6-3	250	SR	3L	Westlake Village, Calif./Oaks Christian
44	Jason Traylor	FB	5-10	233	JR	TR	West Melbourne/Melbourne/Brevard CC
45	Christian Estevez	LB	6-0	181	FR	HS	Palm City/Martin County
45	T.J. Pridemore	FB	6-1	247	RSO	1L	Gainesville, Ga./Buford
46	Drew Ferris	LS	6-0	207	FR	HS	Carlsbad, Calif./San Diego Jewish Academy
46	Michael Ross	FB	6-0	215	RSO	SQ	Boca Raton/West Boca Raton
47	Brandon Antwine	NT	6-0	290	RSR	3L	Garland, Texas/Garland
47	John Crofoot	K	5-11	150	RFR	SQ	Windemere/The First Academy
48	Neiron Ball	LB	6-2	222	FR	HS	Jackson, Ga./Jackson
49	Darrin Kitchens	LB	6-2	218	FR	HS	Homestead/Homestead

50	Cody Hampton	LS	5-11	220	RSO	SQ	St. Petersburg/Boca Ciega
50	Sam Robey	C	6-4	293	RSO	1L	Louisville, Ky./Trinity
51	Michael Taylor	LB	5-11	218	FR	HS	Atlanta, Ga./Westlake
52	Jonathan Bostic	LB	6-1	238	SO	1L	Wellington/Palm Beach Central
53	Scott Peek	LB	6-1	216	RSO	SQ	Tampa/Freedom
54	Christopher Guido	LS	6-2	230	RFR	SQ	Altamonte Springs/Lake Brantley
55	Mike Pouncey	C	6-4	310	SR	3L	Lakeland/Lakeland
57	Carl Johnson	G	6-5	355	RSR	3L	Durham, N.C./Southern
57	Samuel Johnson	DE	6-1	266	RSO	SQ	Eureka/Santa Fe CC
58	Nick Alajajian	C	6-4	295	RFR	SQ	Naples/Naples
58	Dominique Easley	DT	6-1	280	FR	HS	Staten Island, N.Y./Curtis
59	John Fairbanks	LS	6-4	284	RSR	2L	Celebration/Corona Del Mar
59	Osmanny Gomez	LB	6-3	205	FR	HS	Miami/Coral Reef
60	William Steinmann	T	6-5	272	JR	1L	Daytona Beach/Spruce Creek
61	Gary Beemer	DT	5-11	263	RSR	SQ	Valrico/Newsome
62	Tucker Blanton	T/G	6-6	340	FR	HS	Jacksonville/Providence
63	Cole Gilliam	G	6-4	315	RFR	SQ	Valrico/Durant
64	Kyle Koehne	T	6-5	300	RFR	SQ	Indianapolis, Ind./Cathedral
65	Glen Watson	DT	6-2	299	RSO	SQ	Pensacola/Escambia
66	James Wilson	G	6-3	315	RJR	2L	St. Augustine/Nease
67	Jon Halapio	G	6-3	312	RFR	SQ	St. Petersburg/St. Petersburg Catholic
68	Leon Orr	OL	6-4	315	FR	HS	New Port Richey/ Gulf
70	Shawn Schmieder	DT	6-4	275	RSR	SQ	Jacksonville/Bishop John J. Snyder
71	Matt Patchan	T	6-6	292	RSO	2L	Tampa/Armwood
72	Jonotthan Harrison	G	6-3	300	RFR	SQ	Groveland/South Lake
73	Xavier Nixon	T	6-5	300	SO	1L	Fayetteville, N.C./Jack Britt
73	Sharrif Floyd	DT	6-3	301	FR	HS	Philadelphia, Penn./George Washington
74	Maurice Hurt	G	6-3	320	RSR	3L	Milledgeville, Ga./Baldwin
75	Chaz Green	T	6-6	289	FR	HS	Tampa/Tampa Catholic
76	Marcus Gilbert	T	6-5	320	RSR	3L	Fort Lauderdale/St. Thomas Aquinas
77	Ian Silberman	T	6-5	285	FR	HS	Orange Park/Fleming Island
78	David Young	G	6-4	304	RSO	1L	Edwardsville, Ill./Edwardsville
80	Desmond Parks	TE	6-5	244	RFR	SQ	Greer, S.C./Greer
81	Robert Clark	WR	5-8	175	FR	HS	Palm Beach Gardens/William T. Dwyer
82	Omarius Hines	WR	6-0	219	RSO	1L	Coriscana, Texas/Coriscana
83	Solomon Patton	WR	5-9	175	FR	HS	Mobile, Ala./ Murphy
84	Quinton Dunbar	WR	6-2	170	FR	HS	Miami/Booker T. Washington
85	Frankie Hammond	WR	5-11	178	RSO	1L	Hollywood/Hallandale
85	Lynden Trail	DE	6-7	217	FR	HS	Miami/Booker T. Washington
86	William Hiler	TE	6-2	216	FR	HS	Tampa/Plant
87	Josh Postell	WR	6-3	222	RSO	SQ	Atlanta, Ga./Therrell
88	Michael McFarland	TE	6-6	237	FR	HS	Tampa/Blake
89	Stephen Alli	WR	6-5	220	RFR	SQ	Andover, N.H./Proctor Academy
90	Lawrence Marsh	NT	6-5	290	RSR	3L	Augusta, Ga./Josey
91	Earl Okine	DE	6-7	282	RSO	SQ	Gainesville/Gainesville
92	Terron Sanders	DT	6-1	309	RSR	2L	Bradenton/Southeast
93	Kedric Johnson	DE	6-4	230	RFR	SQ	Palmetto/Palmetto
94	Justin Trattou	DE	6-4	255	SR	3L	Ramsey, N.J./Don Bosco Prep
95	Hygens Succes	LB	5-10	204	SO	HS	Palm Beach/Glades Central
95	Francisco Velez	WR	5-9	178	FR	HS	Ocala/Trinity Catholic
96	William Green	DE	6-4	252	JR	2L	Hoover, Ala./Spain Park
97	Brad Phillips	K	5-9	178	FR	HS	Gainesville/Buchholz
98	Zachary Brust	K	6-1	168	JR	HS	Jacksonville/Stanton College Prep
99	Omar Hunter	NT	6-0	307	RSO	1L	Buford, Ga./Buford

QUARTERBACKS

12 - JOHN BRANTLEY

Junior (RS) • 6-3 • 220
Ocala, Fla. (Trinity Catholic)

Career:

Games (starts): 25 (8)

- A redshirt junior who has thrown for 2,104 yards and 16 touchdowns as a Gator.

2010 Season:

Games (starts): 8 (8)

- Is 145-of-233 on the season with 1,459 yards, six touchdowns, and a completion percentage of 62.0.
- Went 16-of-25 for 193 yards against Georgia, helping lead Florida to 450 yards of total offense, the Gators' second-highest offensive showing of the season.
- Also averaged 8.1 yards per pass against the Bulldogs, the highest output of the season, and completed multiple passes to six different receivers.
- Recorded career highs in rushing attempts (nine), passing attempts (39), and tied his career high in completions (24) against Mississippi State.
- Went 24-of-39 for 210 yards against Mississippi State.
- Went 16-of-24 for 154 yards against LSU, including a career-long 51-yard pass to Carl Moore in the fourth quarter.
- Went 16-of-31 for 202 yards against Alabama, including a career-high eight rushing attempts.
- Had a streak of 156 passes without an interception until the game against Kentucky. His last interception previously was against Vanderbilt in 2008.
- Went 24-for-35 for 248 yards and a touchdown, an 11-yard pass to Trey Burton in the first quarter against Kentucky.
- Completed 14 of 23 passes for 167 yards and a touchdown at Tennessee, a seven-yard pass to Frankie Hammond, Jr. that gave the Gators a 17-10 lead.
- Completed 18 of 31 passes for 172 yards and two touchdowns versus USE.
- Completed 17 of 25 passes for 113 yards and two touchdowns in the season opener.

Prior To This Season:

- See page 94 of the 2010 Florida Media Guide.

JB Career Passing Statistics

Year	Att	Comp	Yds	Pct	Int	TDs	LG	P.Eff
2008	28	18	235	.64	1	3	38	163.00
2009	48	36	410	.75	0	7	33	194.88
2010	233	145	1,459	.62	6	6	51	118.18
Totals	309	199	2,104	.64	7	16	51	134.15

JB Career Rushing Statistics (* games)

Year	No.	Yds	Avg.	TDs	Long
2008 *9	9	8	0.9	0	9
2009 *8	13	67	5.2	0	23
2010 *8	39	-70	-1.8	0	12
Totals	61	5	0.1	0	23

BRANTLEY'S CAREER HIGHS

Passing Att.: 39 (Mississippi State, 2010)
Completions: 24 (2x, last vs. Mississippi State, 2010)
Longest Pass: 51 (LSU, 2010)
Passing Yards: 248 (Kentucky, 2010)
Passing TDs: 3 (FIU, 2009)
Interceptions: 3 (Mississippi State, 2010)
Rushing Attempts: 9 (Mississippi State, 2010)
Rushing Yards: 40 (Charleston Southern, 2009)
Rushing TDs: None
Longest Rush: 23 (Charleston Southern, 2009)

13 - TREY BURTON

Freshman • 6-2 • 222
Venice, Fla. (Venice Senior)

2010 Season:

Games (starts): 8 (6)

- Has seen action at QB, FB, TE, WR and on special teams. Has started three games at WR, and one game at each TE, HB and FB.
- Has a team-high 10 rushing touchdowns on 49 carries and has gained 248 yards (5.1 avg.).
- Leads Florida with 11 total touchdowns.
- Has started six of eight games in which he appeared and is one of only four true freshmen to start this season.
- Leads the nation in touchdowns scored in a single game with six against Kentucky.
- Ranks fourth in the SEC with 10 rushing touchdowns.
- Ranks second on the Gators with 25 receptions for 150 yards (6.0 avg) and one TD.
- Is second on the team in rushing, with 49 rushes for 248 yards (5.1 avg) and 10 TD.
- Scored two rushing touchdowns against Georgia, including a one-yard scamper in the first quarter to put the Gators up 21-7, and a career-high 51-yard breakaway run to put the Gators ahead, 31-24.
- Recorded career highs in carries (17) and rushing yards (110) against Georgia. Also had 35 receiving yards.
- Accounted for a career-high 145 all-purpose yards against the Bulldogs.
- Recorded then-career highs in rushing yards (43), longest rush (16), and tied his career high in receptions (five) against Mississippi State.
- Started at wide receiver against LSU and had nine rushes for a team-high 36 yards and a touchdown, and three receptions. Also had a then-career-long rush against the Tigers, with a 13-yard carry in the fourth quarter to convert a 3rd-and-1 into a first down.
- Started at wide receiver against Alabama and had four receptions for 33 yards, including a career-long 21-yard reception, and four carries

against Alabama.

- Started at tight end against Kentucky and scored six touchdowns (5 rushing, 1 receiving), setting a new Florida record and becoming only the fourth player in SEC history to score 36 or more points. Burton is now tied for second in SEC history with points scored in a single game. The last player in conference history to score six touchdowns was Cadillac Williams in the Auburn vs. Mississippi State game in 2003.
- The previous freshman record was 24 points, set by DeShawn Wynn against Florida A&M in 2003.
- Completed first career passing attempt, a 42-yard completion to Omarius Hines.
- Set new career highs in every possible category against Kentucky.
- Scored on six of 10 touches against Kentucky.
- Started at wide receiver against Tennessee and scored a rushing touchdown in the fourth quarter. Also played as a fullback, wide receiver, H-back and on the kickoff coverage team.
- Gained 12 total yards on two rushes and two receptions in the UF victory over USE.
- With a two-yard rush against Miami University, became the first true freshman quarterback to score on opening day since 2007, when Cam Newton had a four-yard rush against Western Kentucky.
- Scored on his first snap at quarterback.

Prior To This Season:

- See page 132 of the 2010 Florida Media Guide.

TB Career Rushing Statistics (* games)

Year	No.	Yds	Avg.	TDs	Long
2010 *8	49	248	5.1	10	51
Totals	49	248	5.1	10	51

TB Career Receiving Statistics (* games)

Year	No.	Yds	Avg.	TDs	Long
2010 *8	25	150	6.0	1	21
Totals	25	150	6.0	1	21

TB Career Passing Statistics

Year	Att	Comp	Yds	Pct	Int	TDs	LG	P.Eff
2010	4	3	68	.75	1	0	42	167.80
Totals	4	3	68	.75	1	0	42	167.80

BURTON'S CAREER HIGHS

Rushing Attempts: 17 (Georgia, 2010)
Rushing Yards: 110 (Georgia, 2010)
Rushing TDs: 5 (Kentucky, 2010)
Longest Rush: 51 (Georgia, 2010)
Receptions: 5 (3x, last vs. Georgia, 2010)
Receiving Yards: 37 (Kentucky, 2010)
Receiving TDs: 1 (Kentucky, 2010)
Longest Reception: 21 (Alabama, 2010)
All-Purpose Yards: 145 (Georgia, 2010)

14 - CHANDLER CARR

Freshman • 5-11 • 206

Ponte Vedra Beach, Fla. (Bolles)

2010 Season:

Games (starts): 0 (0)

- Has not seen action so far this season in eight games.

Prior To This Season:

- See www.GatorZone.com

CC Career Passing Statistics

Year	Att	Comp	Yds	Pct	Int	TDs	LG	P.Eff
2010	-	-	-	--	0	0	0	
Totals	-	-	-	--	0	0	0	--

16 - TYLER MURPHY

Freshman • 6-1 • 193

Wethersfield, Conn. (Wethersfield)

2010 Season:

Games (starts): 0 (0)

- Has not seen action so far this season in eight games.

Prior To This Season:

- See page 133 of the 2010 Florida Media Guide.

TM Career Passing Statistics

Year	Att	Comp	Yds	Pct	Int	TDs	LG	P.Eff
2010	-	-	-	--	0	0	0	
Totals	-	-	-	--	0	0	0	--

16 - CHRISTIAN PROVANCHA

Freshman • 6-6 • 204

Cocoa, Fla. (Cocoa Beach)

2010 Season:

Games (starts): 0 (0)

- Has not seen action so far this season in eight games.

Prior To This Season:

- See www.GatorZone.com

CP Career Passing Statistics

Year	Att	Comp	Yds	Pct	Int	TDs	LG	P.Eff
2010	-	-	-	--	0	0	0	
Totals	-	-	-	--	0	0	0	--

RUNNING BACKS

38- PHILLIP BELLINO

Freshman • 5-11 • 195

Boca Raton, Fla.

(Pope John Paul II/Santa Fe College)

2009 Season:

Games (starts): 0 (0)

- Has not dressed in all but two (USF and Mississippi State) games this season.

Prior To This Season:

- See www.GatorZone.com

PB Career Rushing Statistics (* games)

Year	No.	Yds	Avg.	TDs	Long
2010 *0	0	0	--	0	0
Totals	0	0	--	0	0

33- MACK BROWN

Freshman • 5-10 • 193

Lithonia, Ga. (King)

2009 Season:

Games (starts): 3 (0)

- Has dressed for all eight games this year, appearing in three, including time at running back and special teams.
- Saw playing time in the win over Kentucky, while recording a tackle on special teams.
- Ran for 23 yards on his first three career carries (7.7 average) in the win vs. USF.

Prior To This Season:

- See page 132 of the 2010 Florida Media Guide

MB Career Rushing Statistics (* games)

Year	No.	Yds	Avg.	TDs	Long
2010 *3	3	23	7.7	0	13
Totals	3	23	7.7	0	13

BROWN'S CAREER HIGHS

Rushing Attempts: 3 (USF, 2010)

Rushing Yards: 23 (USF, 2010)

Rushing TDs: none

Longest Rush: 13 (USF, 2010)

#2 - JEFF DEMPS

Junior • 5-8 • 190

Winter Garden, Fla. (South Lake)

Career:

Games (starts): 35 (21)

- Since 1996, has twice as many 60-plus yard career rushes (four) than any other Gator.
- Ranked fifth in the nation in 2009 with 7.5 yards per carry avg. and finished second on the Gator

squad, first among running backs, this season with 745 rushing yards and seven touchdowns.

- Gained 605 rushing yards on 78 carries and seven touchdowns and was one of only 11 players in the country to have both a rushing and receiving touchdown of over 60 yards in 2008.

2010 Season:

Games (starts): 7 (4)

- One of only five players in the country with a rush of over 70 yards and a kick return of over 50 yards this season.
- Leads the Gators with 488 yards rushing on 78 carries for a 6.3-yard average and has scored twice.
- Averaging 69.7 yards per game.
- Sixth in the SEC with a team-leading 122.7 all-purpose yards per game, as of 10/23/10.
- Has returned eight kickoffs for 260 yards, an SEC-leading 32.5-yard average, with a long of 54 yards against USF. Already has three kick returns of over 40 yards.
- Named SEC Special Teams Player of the Week for his performance against USF.
- Ran for 38 yards and a touchdown on nine carries in the win over Georgia, while also catching two passes for 43 yards, including a team-high 40-yard pass.
- Snapped his streak of 33-straight games played to start his career by missing the LSU game, but ran for 36 yards on five carries the following week vs. Mississippi State.
- Ran for 47 yards on 11 carries in a start against Alabama.
- Ran for 57 yards on eight carries and caught three passes for two yards in the victory vs. Kentucky, while returning two kickoffs for 39 yards.
- Ran for a team-high 73 yards on a career-high 26 attempts in the win at Tennessee, the most by a Gator running back since Ciatrick Fason vs. Kentucky in 2004. Also led the team with 177 all-purpose yards, including two kick returns for 70 yards (35.0 average, longest of 43). Also caught three passes for 34 yards.
- Ran for a career-high 139 yards on 11 carries, and finished with a career-high 255 all-purpose yards in the win over USF. His 62-yard touchdown run made him the first player in the nation in 2010 to have two rushes on the season of more than 60 yards. The 139 yards were the most by a Florida running back since Chris Rainey ran for 142 vs. The Citadel in 2008. Ran back a career-high 95 yards on a career-high tying two kickoff returns, including a career-best 54-yard kickoff return.
- Graded out as a Champion vs. USF and was named co-offensive player of the game.
- Finished with a team-high 98 yards on eight carries against Miami University, including a career-long 72-yard touchdown run. Also matched his career high with four receptions (for four yards) and reeled off a 34-yard kickoff return.

Prior To This Season:

- See page 96-98 of the 2010 Florida Media Guide

JD Career Rushing Statistics (* games)

Year	No.	Yds	Avg.	TDs	Long
2008 *14	78	605	7.8	7	62
2009 *14	99	745	7.5	7	62
2010 *7	78	488	6.3	3	72
Totals	255	1838	7.2	17	72

JD Career Receiving Statistics (* games)

Year	No.	Yds	Avg.	TDs	Long
2008 *14	15	141	9.4	1	61
2009 *14	8	52	6.5	0	11
2010 *7	16	111	6.9	0	40
Totals	39	304	7.8	1	61

JD Career Punt Returns (* games)

Year	No.	Yds	Avg.	TDs	Long
2008 *14	2	37	18.5	0	27
2009 *14	0	0	--	0	0
2010 *7	0	0	--	0	0
Totals	2	37	18.5	0	27

JD Career Kickoff Returns (* games)

Year	No.	Yds	Avg.	TDs	Long
2008 *14	1	39	39.0	0	39
2009 *14	2	55	27.5	0	28
2010 *7	8	260	32.5	0	54
Totals	11	354	32.2	0	54

DEMPS' CAREER HIGHS

Rushing Attempts: 26 (Tennessee, 2010)

Rushing Yards: 139 (USF, 2010)

Rushing TDs: 2 (2x, last vs. Charleston Southern, 2009)

Longest Rush: 72 (Miami University, 2010)

Receptions: 4 (2x, last vs. Miami University, 2010)

Receiving Yards: 67 (Kentucky, 2008)

Longest Reception: 61 (Kentucky, 2008)

Receiving TDs: 1 (Kentucky, 2008)

Longest Reception: 61 (Kentucky, 2008)

Punt Blocks: 1 (2x, last vs. Kentucky, 2008)

Punt Returns: 1 (2x, last vs. Kentucky, 2008)

Punt Return Yards: 27 (Kentucky, 2008)

Longest Punt Return: 27 (Kentucky, 2008)

Kickoff Returns: 2 (4x, last vs. Kentucky, 2010)

Kickoff Return Yards: 95 (USF, 2010)

Longest Kickoff Return: 54 (USF, 2010)

23- MIKE GILLISLEE

Sophomore • 5-11 • 198

DeLand, Fla. (DeLand)

Career:

Games (starts): 20 (0)

- Averaged 8.6 yards per carry, with 267 yards on 31 carries during his freshman season in 2009, including leading all UF rushers in the 2010 Allstate Sugar Bowl with 78 yards on five carries.

2010 Season:

PLAYER UPDATES

Games (starts): 7 (0)

- Along with freshman teammate Trey Burton , has scored on 12 of 29 (41.4 percent) carries inside the red zone, the best duo percentage in the SEC (min 25 carries).
- Is a gunner on punt and kickoff coverage and also second on the depth chart returning kickoffs.
- Ranks third on Florida with four rushing touchdowns and second with 202 yards rushing (5.5 avg.), as of 10/23/10.
- Has five receptions his last two games after having two in his first 18 career games.
- Missed only his second career game vs. Georgia.
- Ran for 33 yards on six carries at home against Mississippi State.
- Finished with 20 yards on six carries vs. LSU, including a five-yard touchdown run with 4:34 remaining in the fourth quarter that moved the Gators in front.
- Set career highs in receptions (3), receiving yards (17), and longest reception (13) against LSU.
- Carried one time for six yards against Alabama.
- Ran for 32 yards on six carries in the win over Kentucky, while tying a career high with one reception.
- Scored a career-high two touchdowns and finished with 27 yards on a career-high eight carries in the road victory against Tennessee.
- Totaled 29 yards on four carries, including his first touchdown of the season, in the win vs. USE.
- Ran for 55 yards on six carries against Miami University in the season opener, including a 41-yard run. Also had a career-best and team-high 50-yard kickoff return.

Prior To This Season:

- See pages 100-101 of the 2010 Florida Media Guide

MG Career Rushing Statistics (* games)

Year	No.	Yds	Avg.	TDs	Long
2009 *13	31	267	8.6	1	52
2010 *7	37	202	5.5	4	41
Totals	68	469	6.9	5	52

MG Career Receiving Statistics (* games)

Year	No.	Yds	Avg.	TDs	Long
2009 *13	1	6	6.0	1	6
2010 *7	6	17	2.8	0	13
Totals	7	23	3.3	1	13

MG Career Kickoff Returns (* games)

Year	No.	Yds	Avg.	TDs	Long
2009 *13	0	0	--	0	0
2010 *7	4	114	28.5	0	50
Totals	4	114	28.5	0	50

GILLISLEE'S CAREER HIGHS

Rushing Attempts: 8 (Tennessee, 2010)

Rushing Yards: 78 (Cincinnati, 2009)

Rushing TDs: 2 (Tennessee, 2010)

Longest Rush: 52 (Cincinnati, 2009)

Receptions: 3 (LSU, 2010)

Receiving Yards: 17 (LSU, 2010)

Receiving TDs: 1 (Troy, 2009)

Longest Reception: 13 (LSU, 2010)

Kickoff Returns: 2 (last vs. Miami University, 2010)

Kickoff Return Yards: 65 (Miami University, 2010)

Longest Kickoff Return: 50 (Miami University, 2010)

20- MALCOLM JONES

Freshman • 5-9 • 176

Fleming Island, Fla. (Fleming Island)

2010 Season:

Games (starts): 0 (0)

- Has not dressed in the last six games.
- Dressed for the win over USE, but did not play.
- Suited up for the season opener vs. Miami University, but did not play.

Prior To This Season:

- See www.GatorZone.com

MJ Career Rushing Statistics (* games)

Year	No.	Yds	Avg.	TDs	Long
2010 *0	0	0	--	0	0
Totals	0	0	--	0	0

21 - EMMANUEL MOODY

Senior (RS) • 5-11 • 215

Coppell, Texas (Coppell/Southern Cal)

Career:

Games (starts): 29 (5)

- A versatile tailback who transferred from Southern California in 2007.
- Averaged 6.5 yards per carry and has totaled 378 yards on 58 attempts to rank third on the Gator squad among running backs in 2009.

2010 Season:

Games (starts): 7 (3)

- Has gained 162 yards on 48 carries (3.4 avg.).
- Missed his first game of the season in the win against Georgia.
- Registered his third start of the season at home against Mississippi State.
- Led the running backs with 34 yards on eight carries vs. LSU, and had a season-high three receptions for nine yards.
- Carried six times for three yards against Alabama.
- Ran for 46 yards on 10 attempts in the win vs. Kentucky, including a season-long carry of 19 yards.
- Gained 20 yards on five carries in the road victory against Tennessee.
- Made the third start of his career, rushing for 56 yards on a career-high 14 carries, in the win against USE.

RUNNING BACKS

- Graded out as a Champion vs. USE
- Rushed five times for five yards against Miami University.

Prior To This Season:

- See pages 117-118 of the 2010 Florida Media Guide

EM Career Rushing Statistics (* games)

Year	No.	Yds	Avg.	TDs	Long
2006 **	79	459	5.8	2	48
2008 *10	58	417	7.2	1	40
2009 *12	58	378	6.5	3	32
2010 *7	48	162	3.4	0	19
Totals	243	1416	5.8	6	48

*2006 at Southern California

EM Career Receiving Statistics (* games)

Year	No.	Yds	Avg.	TDs	Long
2008 *10	0	0	--	0	0
2009 *12	8	45	5.6	0	18
2010 *7	3	9	3.0	0	6
Totals	11	54	4.9	0	18

MOODY'S CAREER HIGHS

Rushing Attempts: 14 (USE, 2010)

Rushing Yards: 116 (The Citadel, 2008)

Rushing TDs: 2 (Cincinnati, 2009)

Longest Rush: 40 (The Citadel, 2008)

Receptions: 4 (Cincinnati, 2009)

Receiving Yards: 19 (Cincinnati, 2009)

Receiving TDs: None

Longest Reception: 18 (at Kentucky, 2009)

45- T.J. PRIDEMORE

Sophomore (RS) • 6-1 • 247

Gainesville, Ga. (Buford)

Career:

Games (starts): 22 (1)

- Fullback who recieved a medical hardship in 2008 and saw action in all 14 games in 2009.

2010 Season:

Games (starts): 8 (1)

- Fullback who is also a member of the field goal and extra point unit who has played in all eight games this season, including making his first career start against Miami University in the season opener.

Prior To This Season:

- See page 122 of the 2010 Florida Media Guide

TP Career Rushing Statistics (* games)

Year	No.	Yds	Avg.	TDs	Long
2010 *8	0	0	--	0	0
Totals	0	0	--	0	0

46- MICHAEL ROSS

Fullback

Sophomore (RS) • 6-0 • 215

Boca Raton, Fla. (West Boca Raton)

2010 Season:

Games (starts): 0 (0)

- Did not dress in the last seven games.
- Did not see game action against Miami University in the season opener.

Prior To This Season:

- See page 125 of the 2010 Florida Media Guide

MR Career Rushing Statistics (* games)

Year	No.	Yds	Avg.	TDs	Long
2010 *0	0	0	--	0	0
Totals	0	0	--	0	0

37- BEN SAMS

Running Back

Freshman • 5-11 • 199

St. Petersburg, Fla. (St. Petersburg)

2010 Season:

Games (starts): 0 (0)

- Did not dress in the last six games.
- Dressed for the win over USF, but did not play.
- Did not see game action against Miami University in the season opener.

Prior To This Season:

- See www.GatorZone.com

BS Career Rushing Statistics (* games)

Year	No.	Yds	Avg.	TDs	Long
2010 *0	0	0	--	0	0
Totals	0	0	--	0	0

42- STEVEN WILKS

Junior (RS) • 6-1 • 235

Lakeland, Fla. (Lakeland)

Career:

Games (starts): 10 (0)

- Fullback who made his collegiate debut against The Citadel in 2008 and played in six games in 2009.

2010 Season:

Games (starts): 3 (0)

- Has seen action in the last three games after being sidelined with an injury during UF's first five games.

Prior To This Season:

- See page 130 of the 2010 Florida Media Guide

SW Career Rushing Statistics (* games)

Year	No.	Yds	Avg.	TDs	Long
2010 *3	0	0	--	0	0
Totals	0	0	--	0	0

WIDE RECEIVERS

89 - STEPHEN ALLI

Freshman (RS) • 6-5 • 220

Andover, N.H. (Proctor Academy)

Career:

Games (starts): 8 (0)

- Dressed for six games but did not see action in 2009.
- Made collegiate debut in the first game of the 2010 season against Miami University.

2010 Season:

Games (starts): 8 (0)

- Saw action on special teams against Georgia, seeing action on the kickoff return and punt block units.
- Appeared on special teams against Mississippi State, seeing action on the punt block and kickoff return units.
- Saw action on special teams against LSU, making appearances on the punt block and kickoff return units.
- Recorded first career reception, snagging a two-yard pass in the fourth quarter at Alabama.
- Made collegiate debut against Miami University, and also saw action against USF, Tennessee, Kentucky, Alabama, LSU and Mississippi State.

Prior To This Season:

- See page 91 of the 2010 Florida Media Guide.

SA Career Receiving Statistics (* games)

Year	No.	Yds	Avg.	TDs	Long
2010 *8	1	2	2.0	0	2
Totals	1	2	2.0	0	2

ALLI'S CAREER HIGHS

Receptions: 1 (Alabama, 2010)

Receiving Yards: 2 (Alabama, 2010)

Receiving TDs: None

Longest Reception: 2 (Alabama, 2010)

81 - ROBERT CLARK

Freshman • 5-8 • 172

Palm Beach Gardens, Fla. (William T. Dwyer)

2010 Season:

Games (starts): 7 (0)

- Has seen action in seven games with catches vs. Mississippi State, Kentucky, Tennessee and USF.
- Did not see action against Georgia due to injury.
- Caught two passes for 21 yards against Mississippi State, including a 14-yard reception for a first down on 4th-and-3 in the second quarter.
- Recorded a solo tackle on kickoff return team

against LSU.

- Has three catches for 27 yards this season.
- Recorded four-yard reception against Kentucky.
- Recorded eight-yard reception against Tennessee, which put the Gators in the red zone.
- Recorded one reception against USF for a career-high 15 yards.
- Made collegiate debut against Miami University.

Prior To This Season:

- See page 132 of the 2010 Florida Media Guide.

RC Career Receiving Statistics (* games)

Year	No.	Yds	Avg.	TDs	Long
2010 *7	5	48	9.6	0	15
Totals	5	48	9.6	0	15

CLARK'S CAREER HIGHS

Receptions: 2 (Mississippi State, 2010)

Receiving Yards: 21 (Mississippi State, 2010)

Receiving TDs: none

Longest Reception: 15 (USF, 2010)

Tackles: 1 (LSU, 2010)

4 - ANDRE DEBOSE

Freshman (RS) • 6-0 • 192

Sanford, Fla. (Seminole)

2010 Season:

Games (starts): 6 (2)

- Has seven receptions for 69 yards (9.9 avg.) this season.
- Led the team in all-purpose yards for two-straight weeks against Alabama and LSU.
- Did not see action against Georgia due to injury.
- Had one catch for three yards against Mississippi State before an injury kept him out of the rest of the game.
- Scored first career touchdown against LSU, returning a kickoff 88 yards for a touchdown.
- Second UF freshman to return a kickoff for a touchdown (Bo Carroll vs. Arkansas, Oct. 4, 1997).
- Had 154 all-purpose yards against the Tigers, as well as one rush for nine yards.
- Andre Debose's kickoff return of 88 yards was the longest vs. LSU since at least 1996 and the third-longest return in the SEC this season.
- Andre Debose became the second Gator player since 1996 (Brandon James) to have 154-or-more return yards in a game.
- Led the Gators with 75 all-purpose yards at Alabama (45 yards on kick return, 30 yards receiving).
- Recorded two catches for 30 yards against Alabama, including a career-long 26-yard reception in the third quarter.
- Made first appearance on kickoff return team, returning two kicks for 45 yards.
- Made first career start against Kentucky, nabbing four receptions for 36 yards, all in the first half.

- Saw action against Tennessee.
- Made collegiate debut against USF.

Prior To This Season:

- See page 96 of the 2010 Florida Media Guide.

AD Career Receiving Statistics (* games)

Year	No.	Yds	Avg.	TDs	Long
2010 *6	7	69	9.9	0	26
Totals	7	69	9.9	0	26

AD Career Kickoff Returns (* games)

Year	No.	Yds	Avg.	TDs	Long
2010 *6	10	262	26.2	1	88
Totals	10	262	26.2	1	88

DEBOSE'S CAREER HIGHS

Receptions: 4 (Kentucky, 2010)

Receiving Yards: 36 (USF, 2010)

Receiving TDs: None

Longest Reception: 26 (Alabama, 2010)

Kick Returns: 5 (LSU, 2010)

Kick Return Yardage: 154 (LSU, 2010)

Longest Kick Return: 88 (LSU, 2010)

Rushing Attempts: 1 (LSU, 2010)

Rushing Yards: 9 (LSU, 2010)

84 - QUINTON DUNBAR

Freshman • 6-2 • 170

Miami, Fla. (Booker T. Washington)

2010 Season:

Games (starts): 2 (0)

- Made collegiate debut against Miami University and also saw action on special teams against LSU.

Prior To This Season:

- See page 132 of the 2010 Florida Media Guide.

QD Career Receiving Statistics (* games)

Year	No.	Yds	Avg.	TDs	Long
2010 *2	0	0	--	0	0
Totals	0	0	--	0	0

27 - CHRIS DUNKLEY

Freshman • 5-11 • 174

Pahokee, Fla. (Pahokee)

2010 Season:

Games (starts): 0 (0)

- Has yet to see action for the Gators in the first eight contests.

Prior To This Season:

- See page 133 of the 2010 Florida Media Guide.

PLAYER UPDATES

CD Career Receiving Statistics (* games)

Year	No.	Yds	Avg.	TDs	Long
2010 *0	0	0	--	0	0
Totals	0	0	--	0	0

85 - FRANKIE

HAMMOND, JR.

Sophomore (RS) • 5-11 • 178
Hollywood, Fla. (Hallendale)

Career:

Games (starts): 18 (3)

- Redshirt sophomore wide receiver who appeared in 11 games in 2009 after dressing but not seeing game action in any as a freshman in 2008.

2010 Season:

Games (starts): 6 (3)

- Has 11 catches for 150 yards (13.6 avg.) this season.
- Recorded three receptions for 46 yards against Georgia, including a 12-yard catch on 3rd-and-five to continue a drive that ended with a Chris Rainey 20-yard rushing touchdown to put the Gators on the scoreboard.
- Led the Gators in receiving yards against Mississippi State with five catches for 69 yards, both career highs.
- Had more catches against Mississippi State (five) than he did in the entire 2009 season (four).
- Caught the 2-point conversion to give Florida a 29-26 lead against LSU.
- Also saw action in loss against LSU, appearing on special teams for the punt unit.
- Had two receptions for 28 yards at Alabama, both in the second half.
- Made first career start against Kentucky and recorded two solo tackles on special teams.
- Caught a seven-yard touchdown pass in his first action of the 2010 season against Tennessee, that snapped a 10-10 tie late in the third quarter.

Prior To This Season:

- See pages 102-103 of the 2010 Florida Media Guide.

FH Career Receiving Statistics (* games)

Year	No.	Yds	Avg.	TDs	Long
2009 *11	4	57	14.3	1	31
2010 *6	11	150	13.6	1	23
Totals	15	207	13.8	2	31

FH Career Punt Returns (* games)

Year	No.	Yds	Avg.	TDs	Long
2009 *11	3	16	5.3	0	16
2010 *6	0	0	--	0	0
Totals	3	16	5.3	0	16

FH Career Kickoff Returns (* games)

Year	No.	Yds	Avg.	TDs	Long
2009 *11	1	23	23.0	0	23
2010 *6	0	0	--	0	0
Totals	1	23	23.0	0	23

HAMMOND'S CAREER HIGHS

Receptions: 5 (Mississippi State, 2010)
Receiving Yards: 46 (Georgia, 2010)
Receiving TDs: 1 (2x, last at Tennessee, 2010)
Longest Reception: 31 (FIU, 2009)
Punt Returns: 2 (Troy, 2009)
Punt Return Yardage: 16 (Charleston Southern, 2009)
Longest Punt Return: 16 (Charleston Southern, 2009)
Kick Returns: 1 (FSU, 2009)
Kick Return Yardage: 23 (FSU, 2009)
Longest Kick Return: 23 (FSU, 2009)

82 - OMARIUS HINES

Sophomore (RS) • 6-0 • 219
Corsicana, Texas (Corsicana)

Career:

Games (starts): 21 (3)

- Appeared in 13 games for the Gators as a redshirt freshman, seeing action in all but the LSU game.

2010 Season:

Games (starts): 8 (3)

- Fifth on the team with 14 receptions, good for 179 yards and a 12.8-yard average.
- Has caught at least one reception in every game this season, except LSU and Mississippi State.
- Tied his career high in receptions (four) against Georgia, receiving for 50 yards against the Bulldogs.
- Led the team in rushing for the first time in his career against Mississippi State, with six rushes for 58 yards and a touchdown, including a 31-yard rush in the fourth quarter.
- Rushing touchdown against Mississippi State was the first rushing touchdown of his career and third career score.
- Recorded a 10-yard rush in the loss against LSU.
- Had one rushing attempt, for 19 yards, and one reception for a total of 23 yards in the loss to Alabama.
- Recorded two catches for 55 yards against Kentucky, including a 42-yard reception thrown by Trey Burton.
- Recorded two catches for 15 yards against Tennessee and executed a fake punt that yielded 36 yards on a 4th down and 6 in the third quarter.

WIDE RECEIVERS

- Recorded his first career start against USF and had two catches for six yards.
- Scored his second-career touchdown and Florida's first of the 2010 season against Miami in the season opener on a 10-yard pass from John Brantley.

Prior To This Season:

- See page 107 of the 2010 Florida Media Guide.

OH Career Receiving Statistics (* games)

Year	No.	Yds	Avg.	TDs	Long
2009 *13	14	172	12.3	1	25
2010 *8	14	179	12.8	1	42
Totals	28	351	12.5	2	42

OH Career Rushing Statistics (* games)

Year	No.	Yds	Avg.	TDs	Long
2009 *13	0	0	--	0	0
2010 *8	10	121	12.1	1	36
Totals	10	121	12.1	1	36

HINES' CAREER HIGHS

Receptions: 4 (2x, last vs. Georgia, 2010)
Receiving Yards: 67 (Troy, 2009)
Receiving TDs: 1 (2x, last vs. Miami, 2010)
Longest Reception: 42 (Kentucky, 2010)
Rushing Attempts: 6 (Mississippi State, 2010)
Rushing Yards: 58 (Mississippi State, 2010)
Rushing TDs: 1 (Mississippi State, 2010)
Longest Rush: 36 (Tennessee, 2010)

9 - CARL MOORE

Senior (RS) • 6-4 • 217

Roseville, Calif. (Cordova/Sierra C.C.)

Career:

Games (starts): 21 (6)

- Appeared in all but one game for the Gators in 2008, his first season with the team, collecting 14 receptions for 184 yards and one touchdown. Did not play in 2009 due to a back injury.

2010 Season:

Games (starts): 8 (5)

- Ranks third on the team in receptions with 20, good for 296 yards and a 14.8-yard average per catch.
- Had at least two catches in the last six games before being held without a catch against Georgia.
- Saw action at wide receiver against Georgia.
- Had three receptions for 35 yards against Mississippi State.
- Completed his ninth-consecutive third-down reception against LSU on a 3rd and 9 catch for 24 yards in the first quarter. His streak ended in the third quarter with a six yard reception in the third quarter on 2nd and 11.

PLAYER UPDATES

- Eleven of his last 12 receptions have been for first downs.
- Had a career-high 51-yard reception in the fourth quarter. His previous long had been 28 yards against Miami in 2008. His 51-yard catch was the longest by an SEC team vs. LSU since Florida had a 70-yard pass against the Tigers in 2008.
- Had a career-high 95 receiving yards, besting his previous high of 72 yards against Tennessee this season
- Snagged two catches for 28 yards in the loss to Alabama.
- Recorded four catches for 72 yards against Kentucky.
- Recorded two catches for 26 yards against Tennessee.
- Had a career-high five catches for 40 yards and his second career touchdown in Florida's victory over USF on an 11-yard catch with 44 seconds remaining in the second quarter.
- Started at wide receiver in Florida's first three games versus Miami, USF and Tennessee.

Prior To This Season:

- See pages 118-119 of the 2010 Florida Media Guide.

CM Career Receiving Statistics (* games)

Year	No.	Yds	Avg.	TDs	Long
2008 *13	14	184	13.1	1	28
2009 *0	0	0	--	0	0
2010 *8	20	296	14.8	1	51
Totals	34	480	14.1	2	51

MOORE'S CAREER HIGHS

Receptions: 5 (USF, 2010)
Receiving Yards: 95 (LSU, 2010)
Receiving TDs: 1 (Alabama, 2008)
Longest Reception: 51 (LSU, 2010)

83 - SOLOMON PATTON

Freshman • 5-9 • 175
Mobile, Ala. (Murphy)

2010 Season:

Games (starts): 5 (0)

- Saw action on special teams against Georgia, recording two tackles against the Bulldogs.
- Appeared on punt block team against Mississippi State.
- Saw action on punt block team against LSU.
- Made debut on kickoff return team, recording a 23-yard return against Alabama.
- Made collegiate debut against Kentucky in the SEC home opener.
- Imitated Kentucky's versatile Randall Cobb in the week of practice leading up to the game with the Wildcats.

Prior To This Season:

- See page 133 of the 2010 Florida Media Guide.

SP Career Receiving Statistics (* games)

Year	No.	Yds	Avg.	TDs	Long
2010 *5	0	0	--	0	0
Totals	0	0	--	0	0

SP Career Kickoff Returns (* games)

Year	No.	Yds	Avg.	TDs	Long
2010 *5	1	23	23.0	0	23
Totals	1	23	23.0	0	23

PATTON'S CAREER HIGHS

Kick Returns: 1 (Alabama, 2010)
Kick Return Yardage: 23 (Alabama, 2010)
Longest Kick Return: 23 (Alabama, 2010)
Tackles: 2 (Georgia, 2010)

87 - JOSH POSTELL

Sophomore (RS) • 6-3 • 222
Atlanta, Ga. (Therrell)

Career:

Games (starts): 0 (0)

- A redshirt sophomore wide receiver who was a member of the scout team in 2009.

2010 Season:

Games (starts): 0 (0)

- Did not see action in Florida's first eight games.

Prior To This Season:

- See page 121 of the 2010 Florida Media Guide.

JP Career Receiving Statistics (* games)

Year	No.	Yds	Avg.	TDs	Long
2010 *0	0	0	--	0	0
Totals	0	0	--	0	0

3 - CHRIS RAINEY

Junior (RS) • 5-9 • 178
Lakeland, Fla. (Lakeland)

Career:

Games (starts): 36 (5)

- Has appeared in 36 games as a Gator and has made five starts, three coming in 2009. Saw action in all 14 games in 2009.

2010 Season:

Games (starts): 3 (2)

- Seventh on the squad with eight receptions for 43 yards (5.4 avg.) and has carried 20 times for 100 yards (5.0 avg.).
- Was the second-leading receiver on squad after first two games of the season.
- Returned to the lineup against Georgia and

WIDE RECEIVERS

totalled 241 all-purpose yards (148 on kick return, 84 rushing, nine receiving).

- Scored his first rushing touchdown of the year, a season-high 20-yard rush to put the Gators on the scoreboard, 7-0. Rushed a career-high 16 times for 84 yards and had two receptions for nine yards.
- Returned six kickoffs for a career-high 148 yards (24.7 avg) against the Bulldogs.
- Had one catch for 15 yards versus USF.
- Recorded the second receiving touchdown of his career on a 25-yard catch in the season opener versus Miami University on the 4th down in the fourth quarter.
- Has had 12 catches in his last three games since moving to the hybrid WR position after having just nine catches in his career before.

Prior To This Season:

- See pages 123-124 of the 2010 Florida Media Guide.

CR Career Rushing Statistics (* games)

Year	No.	Yds	Avg.	TDs	Long
2007 *5	1	10	10.0	0	10
2008 *14	84	652	7.8	4	75
2009 *14	89	575	6.5	5	76
2010 *3	20	100	5.0	1	20
Totals	194	1337	6.9	10	76

CR Career Receiving Statistics (* games)

Year	No.	Yds	Avg.	TDs	Long
2007 *5	0	0	--	0	0
2008 *14	3	37	12.3	0	16
2009 *14	10	161	16.1	1	33
2010 *3	8	43	5.4	1	25
Totals	21	241	11.5	2	33

CR Career Punt Returns (* games)

Year	No.	Yds	Avg.	TDs	Long
2007 *5	1	22	22.0	0	22
2008 *14	0	0	--	0	0
2009 *14	4	40	10.0	1	23
2010 *3	3	17	5.7	0	15
Totals	8	79	9.9	1	23

CR Career Kickoff Returns (* games)

Year	No.	Yds	Avg.	TDs	Long
2007 *5	1	39	39.0	0	39
2008 *14	1	6	6.0	0	6
2009 *14	5	144	28.8	0	51
2010 *3	6	148	24.7	0	45
Totals	13	337	25.9	0	51

RAINEY'S CAREER HIGHS

Rushing Attempts: 16 (Georgia, 2010)
Rushing Yards: 142 (The Citadel, 2008)
Rushing TDs: 1 (10x, last vs. Georgia, 2010)

PLAYER UPDATES

Longest Rush: 76 (Charleston Southern, 2009)
Receptions: 6 (Miami (OH), 2010)
Receiving Yards: 71 (Cincinnati, 2009)
Receiving TDs: 1 (2x, last vs. Miami, 2010)
Longest Reception: 33 (Cincinnati, 2009)
Punt Returns: 2 (Cincinnati, 2009)
Punt Return Yardage: 23 (at Kentucky, 2009)
Longest Punt Return: 23 (at Kentucky, 2009)
Punt Blocks: 1 (2x, last at Mississippi State, 2009)
Kickoff Returns: 4 (Cincinnati, 2009)
Kickoff Return Yardage: 148 (Georgia, 2010)
Longest Kickoff Return: 51 (Cincinnati, 2009)

6 - DEONTE THOMPSON

Junior (RS) • 5-11 • 203

Belle Glade (Glades Central)

Career:

Games (starts): 34 (20)

- Appeared in every game for the Gators in 2008
- In 2009, started in all 12 games he appeared in, after being forced to miss games versus Tennessee and Kentucky due to injury.

2010 Season:

Games (starts): 8 (8)

- Leads Florida with 27 catches for 389 yards (14.4 avg.).
- 20 of his 27 receptions have been for first down, a 74.1% reception average.
- Recorded two receptions for 36 yards, both for first down, including a clutch 21-yard snag on 3rd-and-19 to set the Gators up on the GA2 for Jeff Demps' two-yard touchdown rush, giving the Gators a 14-7 lead.
- Had two catches for 25 yards against Mississippi State, including one for a first down.
- Had two receptions for 20 yards against LSU.
- Had three receptions for a game-high 60 yards against Alabama, including a 24-yard catch in the first quarter.
- Had five receptions for 86 yards against Kentucky.
- Caught a team-high four passes and led UF with 55 yards against Tennessee.
- Three of his four receptions against Tennessee were for first downs.
- Had a career game versus USF with six receptions for 83 yards, all for first downs.
- Caught three passes, all for first downs, for 24 yards in Florida's season opener versus Miami University.

Prior To This Season:

- See page 127 of the 2010 Florida Media Guide.

DT Career Rushing Statistics (* games)

Year	No.	Yds	Avg.	TDs	Long
2008 *14	0	0	--	0	0
2009 *12	1	-2	-2.0	0	0
2010 *8	0	0	--	0	0
Totals	1	-2	-2.0	0	0

DT Career Receiving Statistics (* games)

Year	No.	Yds	Avg.	TDs	Long
2008 *14	18	269	14.9	3	46
2009 *12	24	343	14.3	4	77
2010 *8	27	389	14.4	0	30
Totals	69	1001	14.5	7	77

THOMPSON'S CAREER HIGHS

Receptions: 6 (USF, 2010)
Receiving Yards: 86 (Kentucky, 2010)
Receiving TDs: 2 (Troy, 2009)
Longest Reception: 77 (Arkansas, 2009)

7 - JUSTIN WILLIAMS

Senior (RS) • 6-1 • 205

Folkston, Ga. (Charlton County)

Career:

Games (starts): 42 (0)

- Returned to wide receiver in 2009 after a stint at safety in 2008 and plays an important role on special teams.

2010 Season:

Games (starts): 4 (0)

- Saw action on special teams against Georgia.
- Appeared on special teams against Mississippi State.
- Saw action against LSU, playing on special teams.
- Saw first action of the 2010 season in loss at Alabama, playing on special teams and at wide receiver.

Prior To This Season:

- See page 130 of the 2010 Florida Media Guide.

JW Career Receiving Statistics (* games)

Year	No.	Yds	Avg.	TDs	Long
2006 *0	0	0	--	0	0
2007 *12	0	0	--	0	0
2008 *14	0	0	--	0	0
2009 *12	6	50	8.3	2	16
2010 *4	0	0	--	0	0
Totals	6	50	8.3	2	16

WILLIAMS' CAREER HIGHS

Receptions: 2 (2x, last vs. Troy, 2009)
Receiving Yards: 16 (FIU, 2009)
Receiving TDs: 1 (2x, last FIU, 2009)
Longest Reception: 16 (FIU, 2009)

WIDE RECEIVERS

TIGHT ENDS

32 - GERALD CHRISTIAN

Freshman (HS) • 6-3 • 240

Palm Beach Gardens, Fla. (William T. Dwyer)

Career:

Games (starts): 3 (0)

- Enrolled at UF in January of 2010.

2010 Season:

Games (starts): 3 (0)

- Played in Florida's games versus Alabama and Georgia in the goal-line package.
- Saw action for the first time as a Gator in the season opener and had first road action at Tennessee.

Prior To This Season:

- See page 132 in the 2010 Florida Media Guide

GC Career Receiving Statistics (* games)

Year	No.	Yds	Avg.	TDs	Long
2010 *4	0	0	--	0	0
Totals	0	0	--	0	0

86 - WILL HILER

Freshman (HS) • 6-2 • 216

Tampa, Fla. (Plant)

Career:

Games (starts): 0 (0)

- Enrolled at UF in summer of 2010.

2010 Season:

Games (starts): 0 (0)

- Has yet to see game action for the Gators.

Prior To This Season:

- See www.gatorzone.com

WH Career Receiving Statistics (* games)

Year	No.	Yds	Avg.	TDs	Long
2010 *0	0	0	--	0	0
Totals	0	0	--	0	0

88 - MICHAEL McFARLAND

Freshman (HS) • 6-6 • 237

Tampa, Fla. (Blake)

Career:

Games (starts): 0 (0)

- Ranked a four-star prospect and No. 12 tight end in the country by Scout.com.

2010 Season:

Games (starts): 0 (0)

- Has yet to see game action for the Gators.

Prior To This Season:

- See Page 133 of the 2010 Florida Media Guide

MM Career Receiving Statistics (* games)

Year	No.	Yds	Avg.	TDs	Long
2010 *0	0	0	--	0	0
Totals	0	0	--	0	0

80 - DESMOND PARKS

RS Freshman (SQ) • 6-5 • 244

Greer, S.C. (Greer)

Career:

Games (starts): 2 (0)

- Has dressed for six Florida games during his tenure as a Gator and made his career debut in the 2010 season opener. A redshirt freshman who enrolled at UF in January of 2009.

2010 Season:

Games (starts): 2 (0)

- Saw action for the first time as a Gator in the games versus Miami University and USEF.

Prior To This Season:

- See page 120 in the 2010 Florida Media Guide

DP Career Receiving Statistics (* games)

Year	No.	Yds	Avg.	TDs	Long
2010 *2	0	0	--	0	0
Totals	0	0	--	0	0

11 - JORDAN REED

RS Freshman (SQ) • 6-3 • 240

New London, Conn. (New London)

Career:

Games (starts): 6 (3)

- Has played in seven games with three starts.

2010 Season:

Games (starts): 6 (3)

- Missed season opener with a knee injury.
- Has five catches for 64 yards (12.8 avg.) and gained 19 yards on five attempts (3.8 avg.).
- Earned a starting spot in the Gators' games versus Tennessee, Alabama and LSU.
- Had three rushes for 19 yards, including a 12-yard rush in UF's victory over Georgia.
- Had one catch for 11 yards in Florida's game versus Mississippi State.
- Recorded his first-career rushing touchdown on a one-yard run versus LSU. Also had one reception for 12 yards.
- Caught one pass for 17 yards in Florida's game versus Alabama.
- Saw time in Florida's victory over Kentucky.
- Had one reception for 22 yards in his first-career start in Florida's victory over Tennessee.
- Saw action for the first time as a Gator and had a two-yard touchdown reception for his first career catch against USF in the fourth quarter to complete the scoring.

Prior To This Season:

- See Page 124 in the 2010 Florida Media Guide

JR Career Receiving Statistics (* games)

Year	No.	Yds	Avg.	TDs	Long
2010 *6	5	64	12.8	1	22
Totals	5	64	12.8	1	22

JR Career Rushing Statistics (* games)

Year	No.	Yds	Avg.	TDs	Long
2010 *7	5	19	3.8	1	12
Totals	5	19	3.8	1	12

REED'S CAREER HIGHS

Receiving Touchdowns: 1 (vs. USF, 2010)

Receptions: 2 (at Tennessee, 2010)

Receiving Yards: 24 (at Tennessee, 2010)

Receiving TDs: 1 (at Tennessee, 2010)

Longest Reception: 22 (at Tennessee, 2010)

Rushing Touchdowns: 1 (vs. LSU, 2010)

Rushes: 3 (vs. Georgia, 2010)

Rushing Yards: 19 (vs. Georgia, 2010)

Longest Rush: 12 (vs. Georgia, 2010)

OFFENSIVE LINE

5 - NICK ALAJAJIAN

RS Freshman (SQ) • 6-4 • 295
Garland, Texas (Garland)

Career:

Games (starts): 14 (0)

- A redshirt freshman who enrolled at UF in January of 2009.

2010 Season:

Games (starts): 7 (0)

- Saw action in the season opener and in UF's special teams' field-goal unit in all eight games.

Prior To This Season:

- See Page 91 of the 2010 Florida Media Guide

76 - MARCUS GILBERT

RS Senior (3L) • 6-5 • 320
Fort Lauderdale, Fla. (St. Thomas Aquinas)

Career:

Games (starts): 46 (24)

- Has played in 47 games and made 25 career starts during his tenure as a Gator.

2010 Season:

Games (starts): 7 (7)

- Has played both tackle spots, starting at right tackle versus Tennessee and left tackle versus Miami, USF, Kentucky, Alabama and Georgia.
- Started in UF's games versus LSU, Mississippi State and Georgia at left tackle.
- Graded out a Champion in Florida's first four games.
- Graded out at 83 percent and recorded three knockdowns in the Gators' win over Miami University.

Prior To This Season:

- See page 100 in the 2010 Florida Media Guide

63 - COLE GILLIAM

RS Freshman (SQ) • 6-4 • 315
Valrico, Fla. (Durant)

Career:

Games (starts): 0 (0)

- Has dressed for five games during his tenure as a Gator, but has yet to make his collegiate debut.

2010 Season:

Games (starts): 0 (0)

- Has not seen time for the Gators this year.

Prior To This Season:

- See page 100 in the 2010 Florida Media Guide

75 - CHAZ GREEN

Freshman (HS) • 6-5 • 289
Tampa, Fla. (Tampa Catholic)

Career:

Games (starts): 0 (0)

- A four-star prospect who was rated the No. 6 offensive lineman in the nation according to Rivals.com

2010 Season:

Games (starts): 0 (0)

- Has not seen action in the Gators' first eight-games.

Prior To This Season:

- See Page 133 of the 2010 Florida Media Guide

67 - JON HALAPIO

RS Freshman (SQ) • 6-3 • 312
St. Petersburg, Fla. (St. Petersburg Catholic)

Career:

Games (starts): 9 (3)

- Has played in 10 games during his career as a Gator.

2010 Season:

Games (starts): 6 (3)

- Saw time in UF's win over Georgia.
- Was sidelined for the Mississippi State game with a finger injury.
- Started at right guard in the Gators' game versus LSU, his third start of the year.
- Saw time in Florida's game versus Alabama on the offensive line and on the field goal unit.
- Graded out a Champion in Florida's game versus Kentucky.
- Saw time in Florida's win at UT.
- Made his first career start in the season opener at right guard and started in UF's victory over USF.

Prior To This Season:

- See Page 102 of the 2010 Florida Media Guide

72 - JONOT'THAN HARRISON

RS Freshman (SQ) • 6-3 • 300
Groveland, Fla. (South Lake)

Career:

Games (starts): 7 (0)

- Made his career debut as a Gator versus Miami University in the season opener.

2010 Season:

Games (starts): 7 (0)

- Saw his first action as a Gator in the first eight games.
- Saw action on Florida's special teams on the field goal unit in its wins over Tennessee and Kentucky, at Alabama and versus LSU, Mississippi State and Georgia.

Prior To This Season:

- See Page 103 in the 2010 Florida Media Guide

74 - MAURICE HURT

RS Senior (3L) • 6-3 • 320
Milledgeville, Ga. (Baldwin)

Career:

Games (starts): 36 (13)

- Has started 14 games during his Florida career and played in 37 overall.
- Was one of three offensive players that graded out a Champion in UF's victory over the USF Bulls.

2010 Season:

Games (starts): 7 (7)

- Started at right tackle in five games and at right guard versus Alabama, LSU, Mississippi State and Georgia.
- Also contributed on UF's field-goal unit against LSU.
- Started and graded out a Champion in Florida's win versus Kentucky.
- Graded out a Champion in the Gators' win over Tennessee.

Prior To This Season:

- See Page 109 of the 2010 Florida Media Guide

57 - CARL JOHNSON

RS Senior (3L) • 6-5 • 355
Durham, N.C. (Southern)

Career:

Games (starts): 44 (28)

- Has played in 45 career games, earning starts

PLAYER UPDATES

in 29 contests.

2010 Season:

Games (starts): 6 (6)

- Started in seven of Florida's games.
- Started at left guard and graded out a Champion versus Kentucky.
- Started and graded out a Champion in UF's win over Tennessee.
- Started in the Gators' victory over USE, which was his season debut.

Prior To This Season:

- See Page 112 in the 2010 Florida Media Guide

64 - KYLE KOEHNE
RS Freshman (SQ) • 6-5 • 300
Indianapolis, Ind. (Cathedral)

Career:

Games (starts): 7 (0)

- Dressed in six games for the Gators his freshman season on campus, including the 2009 SEC Championship Game versus Alabama and the 2010 Allstate Sugar Bowl victory over Cincinnati.

2010 Season:

Games (starts): 7 (0)

- Played on Florida's field-goal unit in the Gators' games versus Tennessee, Kentucky, Alabama LSU, Mississippi State and Georgia.
- Saw action for the first time as a Gator in UF's season opener against Miami University.

Prior To This Season:

- See Page 114 of the 2010 Florida Media Guide

7 - XAVIER NIXON
Sophomore (1L) • 6-5 • 300
Fayetteville, N.C. (Jack Britt)

Career:

Games (starts): 16 (9)

- Has seen action in 17 games as a Gator, with 10 career starts.

2010 Season:

Games (starts): 6 (4)

- Has seen time at the tight end position and contributes on special teams on the field-goal unit.
- Started in Florida's games versus Alabama, Mississippi State and Georgia.
- Graded out a Champion in Florida's win over Kentucky.
- Started at left tackle versus Tennessee.

- Was sidelined for Florida's first game of the season, but saw action versus USE.

Prior To This Season:

- See Page 119 in the 2010 Florida Media Guide

68 - LEON ORR
Freshman (HS) • 6-4 • 315
New Port Richey, Fla. (Gulf)

Career:

Games (starts): 0 (0)

- A four-star prospect rated the No. 8 defensive tackle in the nation by Rivals.com

2010 Season:

Games (starts): 0 (0)

- Has not seen playing time in Florida's first eight games.

Prior To This Season:

- See Page 133 of the 2010 Florida Media Guide

71 - MATT PATCHAN
RS Sophomore (2L) • 6-6 • 292
Tampa, Fla. (Armwood)

Career:

Games (starts): 15 (1)

- Made 11 appearances as a true freshman on the defensive line, securing a start against Kentucky, but switched back to the offensive line during the spring of 2009.

2010 Season:

Games (starts): 0 (0)

- Was sidelined for Florida's first eight games.

Prior To This Season:

- See Page 120 of the 2010 Florida Media Guide

55 - MIKE POUNCEY
Senior (3L) • 6-4 • 310
Lakeland, Fla. (Lakeland)

Career:

Games (starts): 48 (39)

- Has seen action in 49 games at Florida, including 40 starts as a Gator.

2010 Season:

Games (starts): 7 (7)

OFFENSIVE LINE

- Has started at center in all eight games this season.

- Started and graded out a Champion in Florida's victory over UK.
- Graded out a Champion in Florida's win over Tennessee.
- Moved to center this year and has started in Florida's victories over Miami University, USF and Tennessee.
- Received co-offensive player of the game accolades after grading out a Champion at 95 percent in the Gators' victory over USE.
- Was selected as the SEC Offensive Lineman of the Week after the USE game.

Prior To This Season:

- See Page 122 in the 2010 Florida Media Guide

50 - SAM ROBEY
RS Sophomore (1L) • 6-4 • 293
Louisville, Ky. (Trinity)

Career:

Games (starts): 21 (0)

- Redshirt sophomore offensive lineman who has seen action in 21 games for the Gators during his tenure on campus.

2010 Season:

Games (starts): 6 (0)

- Played in the Gators' games versus Alabama, LSU and Mississippi State on the field goal unit.
- Saw time at center in Florida's win over Kentucky.
- Played on special teams in the goal-line package and field-goal team in Florida's victory over Tennessee.
- Saw first action of the season in Florida's victory over USE.

Prior To This Season:

- See Page 124 of the 2010 Florida Media Guide

77 - IAN SILBERMAN
Freshman (HS) • 6-5 • 285
Orange Park, Fla. (Fleming Island)

Career:

Games (starts): 1 (0)

- A four-star recruit and eighth-ranked offensive tackle according to Rivals.com.

2010 Season:

Games (starts): 1 (0)

- Saw first and only action as a Gator in the season opener.

Prior To This Season:

- See Page 134 of the 2010 Florida Media Guide

60 - WILLIAM STEINMANN**Junior (1L) • 6-5 • 272****Daytona Beach, Fla. (Spruce Creek)****Career:**

Games (starts): 12 (0)

- Junior offensive lineman who has seen action in 13 games during his career as a Gator.

2010 Season:

Games (starts): 6 (0)

- Played on special teams on Florida's field-goal unit in its victories over Tennessee, Kentucky and Georgia, at Alabama and versus LSU and Mississippi State.
- Saw time in Florida's victory over USF.

Prior To This Season:

- See Page 126 in the 2010 Florida Media Guide

66 - JAMES WILSON**RS Junior (2L) • 6-3 • 315****St. Augustine, Fla. (Nease)****Career:**

Games (starts): 26 (5)

- Redshirt junior offensive lineman who has played in 26 games at Florida, including five starts, after redshirting his first year on campus

2010 Season:

Games (starts): 2 (1)

- Did not play against Tennessee, Kentucky, Alabama, LSU, Mississippi State, or Georgia as he was sidelined with a knee injury.
- Made the start at left guard versus the Miami RedHawks and also saw time against USF.

Prior To This Season:

- See Page 130 of the 2010 Florida Media Guide

78 - DAVID YOUNG**RS Sophomore (1L) • 6-4 • 304****Edwardsville, Ill. (Edwardsville)****Career:**

Games (starts): 16 (0)

- A redshirt sophomore offensive lineman that has seen action in 16 games during his career as a Gator.

2010 Season:

Games (starts): 2 (0)

- Suffered a knee injury and has been sidelined for Florida's games versus Kentucky, Alabama, LSU, Mississippi State and Georgia.
- Saw time on the offensive line and on Florida's field goal unit in the season opener and in UF's victory over USF.

Prior To This Season:

- See Page 116 in the 2010 Florida Media Guide

DEFENSIVE LINE

47 - BRANDON ANTWINE

RS Senior (3L) • 6-0 • 290
Garland, Texas (Garland)

Career:

Games (starts): 30 (3)

- Four-year defensive tackle who has served as a backup.

2010 Season:

Games (starts): 4 (0)

- Has three solo tackles this season with one sack and one tackle for loss.
- Has been sidelined for the past three games against LSU, Mississippi State and Georgia.
- Had his first-career sack for a loss of five yards in Florida's win over Tennessee.

Prior To This Season:

- See Page 91 of the 2010 Florida Media Guide

BA Career Defensive Statistics (* games)

Year	UT-AT	TT	TFL	QBS	FF	FR	PD	INT
2006 *8	1-3	4	0.0	0.0	0	0	1	0
2007 *4	3-4	7	0.5	0.0	0	0	0	0
2008 *7	1-2	3	0.0	0.0	0	0	0	0
2009 *7	2-1	3	1.0	0.0	0	0	0	0
2010 *4	3-0	3	1.0	1.0	0	0	0	0
Totals	10-10	20	2.5	1.0	0	0	1	0

ANTWINE'S CAREER HIGHS

Tackles: 3 (Troy, 2007)

QB Sacks: 1 (Tennessee, 2010)

Forced Fumbles: None

Interceptions: None

61 - GARY BEEMER

RS Senior (SQ) • 5-11 • 263
Valrico, Fla. (Newsome)

Career:

Games (starts): 3 (0)

- A redshirt senior defensive lineman who enrolled at Florida in August of 2006 and walked on in March of 2008.

2010 Season:

Games (starts): 0 (0)

- Has not seen game action this season, but was named Defensive Scout Team Player of the Week after the Miami University game.

Prior To This Season:

- See page 92 in the 2010 Florida Media Guide

GB Career Defensive Statistics (* games)

Year	UT-AT	TT	TFL	QBS	FF	FR	PD	INT
2010 *0	0-0	0	0.0	0.0	0	0	0	0
Totals	0-0	0	0.0	0.0	0	0	0	0

58 - DOMINIQUE EASLEY

Freshman (HS) • 6-1 • 280
Staten Island, N.Y. (Curtis)

Career:

Games (starts): 4 (0)

- Ranked a five-star prospect and No. 2 defensive tackle in the country by both Scout.com and Rivals.com.

2010 Season:

Games (starts): 4 (0)

- Had one tackle in Florida's victory over Georgia.
- Recorded one tackle in his first game as a Gator on opening day and teamed up for a tackle in Florida's game versus Alabama.
- Did not see action in Florida's games versus LSU or Mississippi State.

Prior To This Season:

- See Page 133 in the 2010 Florida Media Guide

DE Career Defensive Statistics (* games)

Year	UT-AT	TT	TFL	QBS	FF	FR	PD	INT
2010 *4	1-2	3	0.0	0.0	0	0	0	0

EASLEY'S CAREER HIGHS

Tackles: 1 (2x, last vs. Alabama, 2010)

QB Sacks: None

Forced Fumbles: None

Interceptions: None

73 - SHARRIF FLOYD

Freshman (HS) • 6-3 • 301
Philadelphia, Pa. (George Washington)

Career:

Games (starts): 8 (1)

- Ranked a five-star prospect and No. 1 defensive tackle in the country by Scout.com.

2010 Season:

Games (starts): 8 (1)

- Has 11 tackles, seven assisted and four solo, with two for loss.
- Is one of seven true freshmen to play in every game and one of four true freshmen to make a start in 2010.
- Had two tackles in UF's win over Georgia.
- Teamed up for a tackle in Florida's game versus LSU.
- Recorded two tackles in the Gators' game versus Alabama.

- Recorded his first-career start in Florida's win over Kentucky. Had two tackles and teamed up for a tackle for a loss of one yard.
- Tallied one tackle for a loss of one yard versus USE.
- In his first game as a Gator in the season opener, he recorded three tackles and received a special mention from his coaches.

Prior To This Season:

- See Page 133 of the 2010 Florida Media Guide

SF Career Defensive Statistics (* games)

Year	UT-AT	TT	TFL	QBS	FF	FR	PD	INT
2010 *8	4-7	11	2.0	0.0	0	0	0	0
Totals	4-7	11	2.0	0.0	0	0	0	0

FLOYD'S CAREER HIGHS

Tackles: 3 (Miami, 2010)

QB Sacks: None

Forced Fumbles: None

Interceptions: None

96 - WILLIAM GREEN

Junior (2L) • 6-3 • 252
Hoover, Ala. (Spain Park)

Career:

Games (starts): 34 (1)

- Has collected 25 tackles (15 solo, 10 assisted), 7.0 tackles for loss, one quarterback sack and one punt block in his career.

2010 Season:

Games (starts): 8 (0)

- Has played in all eight games for the Gators in 2010.
- Four of his five tackles are solo and he has a pair of tackles for a loss of 13 yards.
- Recorded a tackle for a loss of five yards in UF's win over Georgia.
- Had a tackle in the Gators' game versus LSU and saw time on special teams on the punt, punt block and kickoff return units.
- Recorded two tackles in Florida's game versus Alabama.
- Recorded two unassisted tackles, including one for a loss of eight yards on UF's one-yard line.
- Played in the season opener and fielded a kickoff return for eight yards.

Prior To This Season:

- See page 132 in the 2010 Florida Media Guide

WG Career Defensive Statistics (* games)

Year	UT-AT	TT	TFL	QBS	FF	FR	PD	INT
2008 *12	4-3	7	2.0	1.0	0	0	0	0
2009 *14	6-6	12	3.0	0.0	0	0	0	0
2010 *8	5-1	6	2.0	0.0	0	0	0	0
Totals	15-10	25	7.0	1.0	0	0	0	0

PLAYER UPDATES

WG Career Punt Returns (* games)

Year	No.	Yds	Avg.	TDs	Long
2008 *12	1	23	23.0	0	0
2009 *14	0	0	--	0	0
2010 *8	0	0	--	0	0
Totals	1	23	23.0	0	0

WG Career Kickoff Returns (* games)

Year	No.	Yds	Avg.	TDs	Long
2008 *12	0	0	--	0	0
2009 *14	0	0	--	0	0
2010 *8	2	8	4.0	0	8
Totals	2	8	4.0	0	8

GREEN'S CAREER HIGHS

Tackles: 3 (2x, last vs. Troy, 2009)

QB Sacks: 1 (vs. The Citadel, 2008)

Forced Fumbles: None

Interceptions: None

Punt Blocks: 1 (Kentucky, 2008)

6 - JAYE HOWARD

RS Junior (2L) • 6-3 • 302

Apopka, Fla. (Jones)

Career:

Games (starts): 27 (11)

- Started at defensive end in Florida's victories over Tennessee and Kentucky, at Alabama and versus Mississippi State.
- Has collected 57 tackles (35 solo, 22 assisted), 11.5 tackles for loss, 5.5 quarterback sacks and a fumble recovery.

2010 Season:

Games (starts): 7 (7)

- Wore jersey number 62 at Alabama in tribute to former Gator Lamar Abel, a former walk-on who was part of the 2008 Florida National Championship team. Abel passed away on May 22, 2010.
- Has 20 tackles on the season and is second on the Gators with 6.0 tackles for loss.
- Was sidelined for UF's game versus Georgia with a right ankle injury.
- Contributed three tackles, including a half for a loss versus Mississippi State.
- Had five tackles, two for a loss of 11 yards and teamed up for a sack in the Gators' game versus LSU.
- Started and recorded one tackle in Florida's game versus Alabama.
- Was named the player of the game versus Kentucky for his three tackles and one tackle for loss.
- Recorded his first start of the season, had two sacks for a total loss of 12 yards and graded out a Champion versus Miami University.
- Was one of three SEC players to record the most (2) sacks in the first week.
- Only five players in all of college football had more sacks than Howard in the first week.

Prior To This Season:

- See Page 108 of the 2010 Florida Media Guide

JH Career Defensive Statistics (* games)

Year	UT-AT	TT	TFL	QBS	FF	FR	PD	INT
2008 *8	6-2	8	2.5	1.5	0	1	0	0
2009 *12	18-11	29	3.0	1.5	0	0	0	0
2010 *7	11-9	20	6.0	2.5	0	0	0	0
Totals	35-22	57	11.5	5.5	0	1	0	0

HOWARD'S CAREER HIGHS

Tackles: 10 (Alabama, 2009)

QB Sacks: 2.0 (Miami, 2010)

Forced Fumbles: None

Interceptions: None

99 - OMAR HUNTER

RS Sophomore (1L) • 6-0 • 307

Buford, Ga. (Buford)

Career:

Games (starts): 24 (15)

- Has collected 31 tackles, including 21 solo and 19 assisted, 2.5 tackles for loss, a pass breakup and a blocked field goal.

2010 Season:

Games (starts): 8 (4)

- Has 14 tackles in eight games this year.
- Also contributes to Florida's special teams on the punt and kick return units.
- Earned a starting spot in UF's win over Georgia.
- Recorded four tackles in the Gators' game versus Mississippi State.
- Had one tackle in Florida's game versus LSU.
- Started and recorded a tackle in the Gators' game versus Alabama.
- Recorded three tackles and one pass breakup and graded out a Champion versus Kentucky. Also blocked Florida's first kick of the season on a field-goal attempt in the fourth quarter.
- Started in Florida's victory over Tennessee.

Prior To This Season:

- See Page 108 in the 2010 Florida Media Guide

OH Career Defensive Statistics (* games)

Year	UT-AT	TT	TFL	QBS	FF	FR	PD	INT
2008 *2	0-0	0	0.0	0.0	0	0	0	0
2009 *14	8-9	17	2.0	0.0	0	0	0	0
2010 *8	4-10	14	0.5	0.0	0	0	1	0
Totals	12-19	31	2.5	0.0	0	0	1	0

HUNTER'S CAREER HIGHS

Tackles: 6 (Arkansas, 2009)

QB Sacks: None

Forced Fumbles: None

Interceptions: None

DEFENSIVE LINE

93 - KEDRIC JOHNSON

RS Freshman (SQ) • 6-4 • 230

Palmetto, Fla. (Palmetto)

Career:

Games (starts): 8 (0)

- A redshirt freshman defensive end who has played in eight games as a Gator.

2010 Season:

Games (starts): 8 (0)

- Has seen action in all eight games with one solo tackle in the first game.
- Has seen time on Florida's punt block, kickoff and kick return units.
- Collected two of the Gators' four quarterback hurries against the Vols.
- Played on kickoff coverage and kick return team in Florida's win over Tennessee.

Prior To This Season:

- See Page 112 of the 2010 Florida Media Guide

KJ Career Defensive Statistics (* games)

Year	UT-AT	TT	TFL	QBS	FF	FR	PD	INT
2010 *8	1-0	1	0.0	0.0	0	0	0	0
Totals	1-0	1	0.0	0.0	0	0	0	0

JOHNSON'S CAREER HIGHS

Tackles: 1 (Miami, 2010)

QB Sacks: None

Forced Fumbles: None

Interceptions: None

57 - SAMUEL JOHNSON

RS Sophomore (SQ) • 6-1 • 266

Eureka, Mo. (Eureka)

Career:

Games (starts): 0 (0)

- A redshirt sophomore defensive end who walked on to the team in September of 2009. Has dressed for four games as a Gator, but has yet to see game action.

2010 Season:

Games (starts): 0 (0)

- Did not see action in Florida's first eight games.

Prior To This Season:

- See Page 113 in the 2010 Florida Media Guide

SJ Career Defensive Statistics (* games)

Year	UT-AT	TT	TFL	QBS	FF	FR	PD	INT
2010 *0	0-0	0	0.0	0.0	0	0	0	0
Totals	0-0	0	0.0	0.0	0	0	0	0

PLAYER UPDATES

44 - DUKE LEMMENS

Senior (3L) • 6-3 • 250

Westlake Village, Calif. (Oaks Christian)

Career:

Games (starts): 40 (9)

- Has recorded 52 tackles, including 24 solo and 28 assisted, forced one fumble, recovered one fumble, owns 6.5 tackles for loss, 4.0 quarterback sacks and one quarterback hurry in his career.
- Was one of two defensive players that graded out a champion in Florida's victory over USF.

2010 Season:

Games (starts): 8 (8)

- Has started all eight games, contributing on the defensive line and in the linebacker position in 2010. He has recorded at least one tackle in every game.
- Has 29 tackles, 18 assisted and 11 solo, including 3.5 tackles for loss and a pair of sacks.
- Teamed up for a tackle in UF's win over Georgia.
- Contributed five tackles in Florida's game versus Mississippi State.
- Had five tackles and teamed up for a tackle-for-loss in the Gators' game versus LSU.
- Recorded a career and team-high eight tackles, one sack and one tackle for loss in Florida's game versus Alabama.
- Was named Florida's Defensive Player of the Game for his performance against Tennessee.
- Recorded two tackles and a quarterback hurry and graded out a Champion in UF's win over Kentucky, then a career-high five tackles and one sack for a loss of six yards in Florida's victory over Tennessee.
- Recorded two tackles, one for a three-yard loss, and recovered a fumble at UF's 12-yard line versus USF.

Prior To This Season:

- See Page 115 of the 2010 Florida Media Guide

DL Career Defensive Statistics (* games)

Year	UT-AT	TT	TFL	QBS	FF	FR	PD	INT
2007 *11	1-5	6	0.0	0.0	0	0	0	0
2008 *10	4-3	7	3.0	2.0	1	0	0	0
2009 *11	9-1	10	0.0	0.0	0	0	0	0
2010 *8	10-19	29	3.5	2.0	0	1	0	0
Totals	24-28	52	6.5	4.0	1	1	0	0

LEMMENS' CAREER HIGHS

Tackles: 8 (Alabama, 2010)

QB Sacks: 2.0 (LSU, 2008)

Forced Fumbles: 1 (LSU, 2008)

Interceptions: None

90 - LAWRENCE MARSH

RS Senior (3L) • 6-5 • 290

Augusta, Ga. (Josey)

Career:

Games (starts): 37 (16)

- Has 49 tackles, 22 solo and 27 assisted, owns 7.5 tackles for loss and 4.0 quarterback sacks.

2010 Season:

Games (starts): 6 (3)

- Has seen time in six games with eight tackles and earned a starting spot in UF's games versus USF, LSU and Mississippi State.
- Missed the games versus Tennessee and Kentucky after suffering an arm injury.

Prior To This Season:

- See Page 116 in the 2010 Florida Media Guide

LM Career Defensive Statistics (* games)

Year	UT-AT	TT	TFL	QBS	FF	FR	PD	INT
2007 *8	3-2	5	1.5	0.5	0	0	0	0
2008 *14	14-14	28	5.5	3.0	0	0	0	0
2009 *9	2-6	8	0.5	0.5	0	0	0	0
2010 *6	3-5	8	0.0	0.0	0	0	0	0
Totals	22-27	49	7.5	4.0	0	0	0	0

MARSH'S CAREER HIGHS

Tackles: 5 (Ole Miss, 2008)

QB Sacks: 2 (Hawaii, 2008)

Forced Fumbles: None

Interceptions: None

34 - LERENTEE McCRAY

RS Sophomore (1L) • 6-2 • 245

Ocala, Fla. (Dunnellon)

Career:

Games (starts): 16 (0)

- Made the switch from linebacker to defensive end in fall of 2009, has 12 tackles (10 solo, two assisted)

2010 Season:

Games (starts): 5 (0)

- Has played in five games with one tackle in Florida's victory over USF and one tackle for loss versus Kentucky.

Prior To This Season:

- See Page 117 of the 2010 Florida Media Guide

LM Career Defensive Statistics (* games)

Year	UT-AT	TT	TFL	QBS	FF	FR	PD	INT
2008 *8	5-0	5	0.0	0.0	0	0	0	0
2009 *3	4-1	5	0.0	0.0	0	0	0	0
2010 *5	1-1	2	0.5	0.0	0	0	0	0
Totals	10-2	12	0.5	0.0	0	0	0	0

DEFENSIVE LINE

McCRAY'S CAREER HIGHS

Tackles: 3 (Charleston Southern, 2009)

QB Sacks: None

Forced Fumbles: None

Fumble Recoveries: None

Interceptions: None

91 - EARL OKINE

RS Sophomore (SQ) • 6-7 • 282

Gainesville, Fla. (Gainesville)

Career:

Games (starts): 13 (0)

- A redshirt sophomore defensive end who has seen action in 13 games as a Gator defensive lineman.

2010 Season:

Games (starts): 8 (0)

- Has played in all eight games, recorded four total tackles and played on special teams on the punt block and field-goal units.
- Had one tackle, his first-career sack for five yards and one tackle for a five-yard loss against Kentucky.

Prior To This Season:

- See Page 119 of the 2010 Florida Media Guide

EO Career Defensive Statistics (* games)

Year	UT-AT	TT	TFL	QBS	FF	FR	PD	INT
2009 *5	2-0	2	0.0	0.0	0	0	0	0
2010 *8	3-1	4	1.0	1.0	0	0	0	0
Totals	5-1	6	1.0	1.0	0	0	0	0

OKINE'S CAREER HIGHS

Tackles: 2 (Charleston Southern, 2009)

QB Sacks: 1 (Kentucky, 2010)

Forced Fumbles: None

Interceptions: None

7 - RONALD POWELL

Freshman (HS) • 6-4 • 248

Moreno Valley, Calif. (Rancho Verde)

Career:

Games (starts): 8 (0)

- Ranked a five-star prospect, the No. 1 defensive end and the No. 1 overall prospect by Rivals.com.

2010 Season:

Games (starts): 8 (0)

- One of seven true freshmen to play in every game in 2010.
- Contributes on Florida's special teams on the kickoff, kickoff return and punt block units.
- Has had nine tackles through the first eight games.
- Had a career-high three tackles in UF's win over Georgia.
- Contributed two tackles in Florida's game versus

PLAYER UPDATES

Mississippi State.

- Recorded one tackle in the Gators' game at Alabama.
- Recorded his first-career sack for a loss of four yards and one tackle versus Tennessee.

Prior To This Season:

- See Page 134 of the 2010 Florida Media Guide

RP Career Defensive Statistics (* games)

Year	UT-AT	TT	TFL	QBS	FF	FR	PD	INT
2010 *8	7-2	9	1.5	1.0	0	0	0	0
Totals	7-2	9	1.5	1.0	0	0	0	0

POWELL'S CAREER HIGHS

Tackles: 2 (Mississippi State, 2010)

QB Sacks: None

Forced Fumbles: None

Interceptions: None

92 - TERRON SANDERS

RS Senior (2L) • 6-1 • 309

Bradenton, Fla. (Southeast)

Career:

Games (starts): 38 (24)

- Recorded 59 tackles with 23 solo and 36 assisted, including 8.5 tackles for loss, a pass deflection and a fumble recovery.

2010 Season:

Games (starts): 7 (4)

- Has totaled 15 tackles, seven assisted and eight solo.
- Also contributes on special teams on the punt unit.
- Earned a starting spot in UF's win over Georgia and recorded one tackle.
- Contributed three tackles versus Mississippi State.
- Had four tackles including one tackle for loss in the Gators' game versus LSU.
- Recorded a career-high five tackles in Florida's game versus Alabama.
- Had two tackles, including one for a loss of two yards, versus Tennessee.

Prior To This Season:

- See Page 125 in the 2010 Florida Media Guide

TS Career Defensive Statistics (* games)

Year	UT-AT	TT	TFL	QBS	FF	FR	PD	INT
2007 *5	3-1	4	1.0	0.0	0	0	0	0
2008 *14	8-13	21	4.0	0.0	0	1	0	0
2009 *12	6-13	19	2.0	0.0	0	0	1	0
2010 *7	6-9	15	1.5	0.0	0	0	1	0
Totals	23-36	59	8.5	0.0	0	1	2	0

SANDERS' CAREER HIGHS

Tackles: 5 (Alabama, 2010)

QB Sacks: None

Forced Fumbles: None

Interceptions: None

70 - SHAWN SCHMIEDER

RS Senior (SQ) • 6-4 • 275

Jacksonville, Fla. (Bishop John J. Snyder)

Career:

Games (starts): 12 (0)

- Saw time on special teams in the field-goal unit.
- A redshirt senior defensive lineman who enrolled at Florida in the summer of 2007 and walked on to the team in August of 2007.

2010 Season:

Games (starts): 7 (0)

- Has played on special teams in seven games in 2010.

Prior To This Season:

- See Page 126 of the 2010 Florida Media Guide

SS Career Defensive Statistics (* games)

Year	UT-AT	TT	TFL	QBS	FF	FR	PD	INT
2008 *3	0-0	0	0.0	0.0	0	0	0	0
2009 *2	0-0	0	0.0	0.0	0	0	0	0
2010 *7	0-0	0	0.0	0.0	0	0	0	0
Totals	0-0	0	0.0	0.0	0	0	0	0

85 - LYNDEN TRAIL

Freshman (HS) • 6-7 • 217

Miami, Fla. (Booker T. Washington)

Career:

Games (starts): 0 (0)

- Ranked a four-star prospect and No. 7 weakside defensive end in the country by Rivals.com.

2010 Season:

Games (starts): 0 (0)

- Has not seen any action yet this season.

Prior To This Season:

- See Page 134 of the 2010 Florida Media Guide

LT Career Defensive Statistics (* games)

Year	UT-AT	TT	TFL	QBS	FF	FR	PD	INT
2010 *0	0-0	0	0.0	0.0	0	0	0	0
Totals	0-0	0	0.0	0.0	0	0	0	0

94 - JUSTIN TRATTOU

Senior (3L) • 6-4 • 255

Ramsey, N.J. (Don Bosco Prep)

Career:

Games (starts): 47 (26)

- Has recorded 104 tackles (68 solo, 36 assisted),

DEFENSIVE LINE

22.0 tackles for loss, 7.5 sacks, three interceptions, one forced fumble, one fumble recovery and three pass deflections.

2010 Season:

Games (starts): 8 (8)

- Is third on the Gators with 40 tackles, 28 solo and leads the team with seven tackles for loss.
- Has a tackle for loss in six-consecutive games.
- Contributed eight tackles, seven solo and one tackle for loss in UF's win over Georgia.
- Matched his career-high with nine tackles, including 1.5 for loss versus Mississippi State.
- Had a career-high nine tackles, including one for loss against LSU.
- Recorded two tackles and a tackle for a loss of four yards in the Gators' game versus Alabama.
- Had three tackles and two tackles for a loss of two yards and graded out a Champion versus Kentucky.
- Was named one of Florida's defensive players of the game for his performance against Tennessee
- Teamed up for a sack for a loss of two yards in UF's win over Tennessee. Also recorded three tackles in the victory.
- Had three unassisted tackles and one interception for a 35-yard touchdown versus USF. His interception gave him three for his career, the eighth-most by a defensive end since 1996 and tied for first in the SEC for interception return touchdowns.
- Was one of two defensive players that graded out a Champion in Florida's victory over USF.
- Recorded one solo and two assisted tackles in the season opener, when he started at defensive end and graded out a Champion.

Prior To This Season:

- See Page 128 in the 2010 Florida Media Guide

JT Career Defensive Statistics (* games)

Year	UT-AT	TT	TFL	QBS	FF	FR	PD	INT
2007 *12	12-8	20	6.5	3.5	1	0	1	1
2008 *14	17-10	27	4.0	1.5	0	0	1	0
2009 *13	11-6	17	4.5	2.0	0	1	1	1
2010 *8	28-12	40	7.0	0.5	0	0	0	1
Totals	68-36	104	22.0	7.5	1	1	3	3

TRATTOU'S CAREER HIGHS

Tackles: 9 (2, last vs. Mississippi State, 2010)

QB Sacks: 2 (Florida Atlantic, 2007)

Forced Fumbles: 1 (Michigan, 2008)

Interceptions: 1 (3x, last USF, 2010)

65 - GLEN WATSON

RS Sophomore (SQ) • 6-2 • 299

Pensacola, Fla. (Escambia)

Career:

Games (starts): 2 (0)

- Has played in two games during his tenure as a

PLAYER UPDATES

Gator, but has not recorded any career tackles.

2010 Season:

Games (starts): 0 (0)

- Did not see any action in Florida's first six games.

Prior To This Season:

- See www.gatorzone.com

GW Career Defensive Statistics (* games)

Year	UT-AT	TT	TFL	QBS	FF	FR	PD	INT
2009 *2	0-0	0	0.0	0.0	0	0	0	0
2010 *0	0-0	0	0.0	0.0	0	0	0	0
Totals	0-0	0	0.0	0.0	0	0	0	0

DEFENSIVE LINE

LINEBACKERS

25 - GIDEON AJAGBE

Freshman • 6-2 • 212

Coconut Grove, Fla. (Ransom Everglades)

2010 Season:

Games (starts): 0 (0)

- Tore rotator cuff in preseason camp.

Prior To This Season:

- See page 132 of 2010 Florida Media Guide.

GA Career Defensive Statistics (* games)

Year	UT-AT	TT	TFL	QBS	FF	FR	PD	INT
2010 *0	0-0	0	0.0	0.0	0	0	0	0
Totals	0-0	0	0.0	0.0	0	0	0	0

48 - NEIRON BALL

Freshman (HS) • 6-2 • 222

Jackson, Ga. (Jackson)

Career:

Games (starts): 8 (0)

- Rated a four-star prospect by Scout.com and Rivals.com.

2010 Season:

Games (starts): 8 (0)

- Member of kickoff and kickoff return units who has seen action in all eight games.
- Has five tackles on the season, one unassisted and four assisted.
- Made one tackle vs. LSU.
- Collected one tackle vs. Kentucky.
- Had one solo tackle at Tennessee.
- Recorded the first two tackles of career vs. USE.
- Made collegiate debut against Miami University.

Prior To This Season:

- See Page 132 in the 2010 Florida Media Guide

NB Career Defensive Statistics (* games)

Year	UT-AT	TT	TFL	QBS	FF	FR	PD	INT
2010 *8	1-4	5	0.0	0.0	0	0	0	0
Totals	1-4	5	0.0	0.0	0	0	0	0

BALL'S CAREER HIGHS

Tackles: 2 (vs. USE, 2010)

QB Sacks: None

Forced Fumbles: None

Interceptions: None

52 - JONATHAN BOSTIC

Sophomore • 6-1 • 238

Wellington, Fla. (Palm Beach Central)

Career:

Games (starts): 20 (5)

- Has started in five games this season after seeing action in 12 games in 2009.

2010 Season:

Games (starts): 8 (5)

- Is the fourth-leading tackler on the Gators with 37, 21 solo and 16 assisted.
- Is tied for fourth in the SEC in interceptions and is tied for second nationally among linebackers for interceptions with three.
- Notched his first career solo sack vs. Georgia for a three-yard loss.
- Recorded eight tackles vs. Mississippi State, matching his career-high.
- Collected five tackles vs. LSU, which marks the fourth time he had made five or more tackles in a game this season and notched a half-sack.
- Made one tackle at Alabama.
- Had three tackles, a quarterback hit and his third interception of the season (second in as many games) vs. Kentucky.
- Graded out as a Champion vs. Tennessee.
- Led the Gators with a career-high eight tackles at Tennessee (five solo).
- Made a crucial interception in the red zone to end a second-quarter Tennessee drive, preserving a 7-3 Florida lead.
- Held the point of attack on Omarius Hines' 36-yard fake punt run vs. Tennessee.
- Registered six tackles vs. USF and his pressure forced a third-quarter Justin Trattou interception from USF QB B.J. Daniels.
- Recorded his first career start in the season opener at middle linebacker with five tackles and his first career interception.

Prior To This Season:

- See page 94 of 2010 Florida Media Guide.

JB Career Defensive Statistics (* games)

Year	UT-AT	TT	TFL	QBS	FF	FR	PD	INT
2009 *12	14-4	18	0.0	0.0	0	0	0	0
2010 *8	21-16	37	1.5	1.5	0	0	0	3
Totals	35-20	55	1.5	1.5	0	0	0	3

BOSTIC'S CAREER HIGHS

Tackles: 8 (2x-last Mississippi State, 2010)

QB Sacks: 1 (Georgia, 2010)

Forced Fumbles: None

Interceptions: 1 (3x-last vs. Kentucky, 2010)

26 - LORENZO EDWARDS

Senior • 6-1 • 240

Orlando, Fla. (Edgewater)

Career:

Games (starts): 40 (0)

- Top backup linebacker and has played a key role on special teams.

2010 Season:

Games (starts): 8 (0)

- Member of the starting kickoff return and punt units.
- Has seven tackles, six of which are solo.
- Was part of the linebacker rotation vs. Georgia in addition to his normal special teams' duties.
- Registered one tackle vs. Kentucky.
- Tallied two solo tackles vs. USF.
- Recorded four solo tackles in the season opener versus Miami.

Prior To This Season:

- See page 98 of 2010 Florida Media Guide.

LE Career Defensive Statistics (* games)

Year	UT-AT	TT	TFL	QBS	FF	FR	PD	INT
2007 *6	1-2	3	0.0	0.0	0	0	0	0
2008 *13	18-9	27	0.0	0.0	0	0	0	0
2009 *13	8-5	13	0.0	0.0	0	0	2	0
2010 *8	6-1	7	0.0	0.0	0	0	0	0
Totals	33-17	50	0.0	0.0	0	0	2	0

EDWARDS' CAREER HIGHS

Tackles: 9 (The Citadel, 2008)

QB Sacks: None

Forced Fumbles: None

Interceptions: None

13 DEE FINLEY

Sophomore • 6-2 • 222

Auburn, Ala. (Auburn)

Career:

Games (starts): 14 (0)

- True sophomore who has appeared in 14 games and recorded seven tackles playing special teams and backing up at safety.

2010 Season:

Games (starts): 4 (0)

- Had been a member of the starting kickoff and kickoff return units but has missed games vs. Mississippi State and Georgia after fracturing his collarbone in the LSU game.
- Played on the kickoff team vs. Tennessee, Kentucky, Alabama and LSU.
- Collected first tackle of the season at Alabama.
- Saw first action of the season on opening kickoff at Tennessee. Wore jersey #18 since both he and Trey Burton (#13) appeared on special teams.

Prior To This Season:

PLAYER UPDATES

- See page 99 of 2010 Florida Media Guide

DF Career Defensive Statistics (* games)

Year	UT-AT	TT	TFL	QBS	FF	FR	PD	INT
2009 *10	5-2	7	0.0	0.0	0	0	0	0
2010 *4	0-1	1	0.0	0.0	0	0	0	0
Totals	5-3	8	0.0	0.0	0	0	0	0

FINLEY'S CAREER HIGHS

Tackles: 2 (2x, last vs Florida State, 2009)

QB Sacks: None

Forced Fumbles: None

Interceptions: None

40 - BRANDON HICKS

Senior • 6-2 • 228

Jacksonville, Fla.

(Nathan Bedford Forrest)

Career:

Games (starts): 48 (11)

- Has recorded 95 total tackles in his career, along with nine and a half tackles for loss and eight QB sacks.
- Is the most experienced defensive player on the team with 48 games played.

2010 Season:

Games (starts): 8 (2)

- Has 16 tackles through eight games, seven of which are solo.
- Made second start of the season vs. Georgia in his hometown of Jacksonville.
- Started for the first time in 2010 vs. Mississippi State and recorded three assisted tackles.
- Made four tackles vs. LSU.
- Notched one tackle vs. Kentucky.
- Graded out as a Champion against Tennessee.
- Was the second-leading tackler for UF at Tennessee with six (four solo).
- Put pressure Tennessee quarterback Matt Simms, as he was credited with one and a half sacks and a quarterback hurry.
- His force on B.J. Daniels in the third quarter of the USF game caused a Justin Trattou interception that was returned for a touchdown.
- Had one solo tackle in the season opener vs. Miami University.

Prior To This Season:

- See pages 105-106 of 2010 Florida Media Guide.

BH Career Defensive Statistics (* games)

Year	UT-AT	TT	TFL	QBS	FF	FR	PD	INT
2007 *13	3-10	13	0.5	0.5	0	0	2	0
2008 *14	19-15	34	2.5	2.0	0	0	4	0
2009 *13	22-10	32	5.0	4.0	1	0	2	0
2010 *8	7-9	16	1.5	1.5	0	0	0	0
Totals	51-44	95	9.5	8.0	1	0	8	0

HICKS' CAREER HIGHS

Tackles: 7 (Florida State, 2009)

QB Sacks: 2 (2x, last at Tennessee, 2010)

Forced Fumbles: 1 (Florida State, 2009)

Interceptions: None

43 - JELANI JENKINS

Freshman (RS) • 6-1 • 223

Olney, Md. (Our Lady Good Counsel)

Career:

Games (starts): 10 (6)

- Notched two tackles, including one for a loss, in his collegiate debut against Charleston Southern to begin 2009 season.

2010 Season:

Games (starts): 8 (6)

- His 41 tackles on the season ranks second on UF's defense and is the most among SEC freshmen.
- His 32 tackles in SEC games ranks fourth on the Gators.
- Has had at least six tackles in five of Florida's eight games.
- Has started five games at weakside linebacker and one game at middle linebacker.
- Had four tackles (three solo) vs. Georgia and recorded the first pass break-up of his career, along with scooping up an Aaron Murray fumble and returning it 10 yards to set up Florida's second touchdown of the game.
- Tipped pass by UGA's Aaron Murray in overtime that was picked off by Will Hill.
- Made two tackles vs. Mississippi State.
- Registered six tackles and his first career interception which he returned 47 yards vs. LSU.
- Collected six tackles and added a quarterback hurry at Alabama.
- Set a career-high with eight tackles, including a tackle-for-loss, vs. Kentucky and graded out as a Champion.
- Earned SEC Freshman of the Week honors for his performance against Tennessee and graded out as a Champion.
- Matched his career-high with six tackles at Tennessee.
- Recorded his first career sack at Tennessee, which was initially ruled a safety until overturned by instant replay.
- Collected a then-career-high six tackles vs. USF.
- Notched three tackles in the season opener versus Miami, when he made his first career start at weakside linebacker.

Prior To This Season:

- See page 111 of 2010 Florida Media Guide.

LINEBACKERS

JJ Career Defensive Statistics (* games)

Year	UT-AT	TT	TFL	QBS	FF	FR	PD	INT
2009 *2	1-1	2	1.0	0.0	0	0	0	0
2010 *8	21-20	41	2.0	1.0	0	1	1	1
Totals	22-21	43	3.0	1.0	0	1	1	1

JENKINS' CAREER HIGHS

Tackles: 8 (vs. Kentucky, 2010)

QB Sacks: 1 (Tennessee, 2010)

Forced Fumbles: None

Interceptions: 1 (LSU, 2010)

16 - A.J. JONES

Senior (RS) • 6-1 • 226

Tampa, Fla. (Middleton)

Career:

Games (starts): 44 (38)

- Has collected 143 total tackles in his career, including 12.5 tackles-for-loss, four sacks and three interceptions.

2010 Season:

Games (starts): 8 (8)

- Tied for fifth on the Gators with 35 tackles, including 20 solo. Has three tackles-for-loss and has broken up three passes.
- Made three tackles vs. Georgia and added a pass break-up.
- Matched his season-high with seven tackles, including a tackle-for-loss vs. Mississippi State.
- Credited with four solo tackles vs. LSU, including a tackle-for-loss.
- Tallied four tackles at Alabama.
- Graded out as a Champion vs. Kentucky and was credited with four tackles and a pass break-up vs. Kentucky.
- Registered three tackles at Tennessee.
- Collected a season-high seven tackles vs. USF.
- Recorded three tackles, including one for a six-yard loss in the season opener versus Miami University.

Prior To This Season:

- See pages 113-114 of 2010 Florida Media Guide.

AJ Career Defensive Statistics (* games)

Year	UT-AT	TT	TFL	QBS	FF	FR	PD	INT
2007 *13	23-13	36	2.5	1.0	0	0	1	0
2008 *12	14-21	35	2.5	0.0	1	1	3	0
2009 *11	16-21	37	4.5	3.0	0	0	2	3
2010 *8	20-15	35	3.0	0.0	0	0	3	0
Totals	73-70	143	12.5	4.0	1	1	9	3

JONES' CAREER HIGHS

Tackles: 10 (at LSU, 2009)

QB Sacks: 1 (4x, last vs. Georgia, 2009)

Forced Fumbles: 1 (at Arkansas, 2008)

Interceptions: 2 (Georgia, 2009)

49 - DARRIN KITCHENS

Freshman • 6-2 • 218
Homestead, Fla. (Homestead)

2010 Season:

Games (starts): 7 (0)

- Saw action on the kickoff team vs. USF, at Tennessee, vs. Kentucky, at Alabama, vs. LSU, vs. Mississippi State and vs. Georgia.

Prior To This Season:

- See page 133 of 2010 Florida Media Guide.

DK Career Defensive Statistics (* games)

Year	UT-AT	TT	TFL	QBS	FF	FR	PD	INT
2010 *7	0-0	0	0.0	0.0	0	0	0	0
Totals	0-0	0	0.0	0.0	0	0	0	0

23 - CHRIS MARTIN

Freshman (RS) • 6-4 • 240
Aurora, Colo. (Grandview)

- Transferred from the University of California, Berkeley over the summer and will sit out until next season.

Prior To This Season:

- See www.GatorZone.com.

53 - SCOTT PEEK

Sophomore (RS) • 6-1 • 216
Tampa, Fla. (Freedom)

Career:

Games (starts): 0 (0)

- Reserve linebacker who has dressed for eight games but has not made his Gator debut.

2010 Season:

Games (starts): 0 (0)

- Did not see action in the first eight games but dressed for Miami (OH), USF, LSU and Mississippi State.

Prior To This Season:

- See pages 120-121 of 2010 Florida Media Guide.

SP Career Defensive Statistics (* games)

Year	UT-AT	TT	TFL	QBS	FF	FR	PD	INT
2010 *0	0-0	0	0.0	0.0	0	0	0	0
Totals	0-0	0	0.0	0.0	0	0	0	0

51 - MICHAEL TAYLOR

Freshman • 5-11 • 218
Atlanta, Ga. (Westlake)

2010 Season:

Games (starts): 0 (0)

- Did not see action in the first eight games but dressed for Miami (OH), USF and Kentucky.

Prior To This Season:

- See page 134 of 2010 Florida Media Guide.

MT Career Defensive Statistics (* games)

Year	UT-AT	TT	TFL	QBS	FF	FR	PD	INT
2010 *0	0-0	0	0.0	0.0	0	0	0	0
Totals	0-0	0	0.0	0.0	0	0	0	0

DEFENSIVE BACKS

31 - BRIAN BIADA

Freshman (RS) • 5-8 • 170
Naples, Fla. (Gulf Coast)

2010 Season:

Games (starts): 0 (0)

- Has worked with the scout team at cornerback but has not dressed for any game this season.

Prior To This Season:

- See page 92 of the 2010 Florida Media Guide.

BB Career Defensive Statistics (* games)

Year	UT-AT	TT	TFL	QBS	FF	FR	PD	INT
2010 *0	0-0	0	0.0	0.0	0	0	0	0
Totals	0-0	0	0.0	0.0	0	0	0	0

35 - AHMAD BLACK

Senior • 5-9 • 190
Lakeland, Fla. (Lakeland)

Career:

Games (starts): 43 (34)

- First in the SEC and tied for seventh nationally among active players with 11 career interceptions.
- Among active players, Black now ranks tied for fourth in the country in interceptions returned for touchdowns (2).
- Converted from cornerback to safety during the summer of 2008 and has started every game since the switch was made.
- Ranked second on the team in 2009 with 70 tackles.
- Intercepted seven passes in 2008, tying for the national lead.

2010 Season:

Games (starts): 8 (8)

- Named to the Phil Steele Midseason All-American Fourth Team and All-SEC First Team.
- Eighth in the country for defensive backs with a team-leading 72 tackles (fifth in the SEC, first among SEC defensive backs).
- Tied for second in the country for most interceptions in a game (2 vs. USF).
- Tied for fourth in the SEC and the team lead with three interceptions, along with three other Gator teammates (Jon Bostic, Jeremy Brown and Janoris Jenkins), while starting on the kickoff and punt coverage teams.
- Has at least six tackles in all but one game this year, and double-digit tackles in his last three games.
- Notched a team-high 12 tackles (two for loss), including a career high-tying one sack and one

forced fumble, in the overtime win in Jacksonville over Georgia.

- Recorded a team-high 10 tackles and a pass breakup against Mississippi State at home.
- Registered a career-high 13 tackles at home vs. LSU, along with his first career fumble recovery.
- Tallied a secondary-best seven tackles, along with his first career forced fumble against Alabama.
- Registered a secondary-high six tackles in the victory vs. Kentucky, grading out a Champion.
- Recorded four tackles, including one for loss, in the win over Tennessee.
- Recorded his second and third interceptions of the season, 10th and 11th of his career, both in the final minute of the second quarter against USF. Black previously intercepted two passes against Hawaii in 2008. The last time a Gator had intercepted two passes in a single game was A.J. Jones on Oct. 31, 2009, against Georgia.
- Tied a career high with two interceptions in the win against USF, while also recording eight tackles, leading the team for the second-straight week.
- Graded out as a Champion vs. USF and was named the defensive player of the game.
- Collected a career-high 12 tackles and returned an interception for 40 yards in the season opener vs. Miami University.
- Graded out as a Champion vs. Miami University

Prior To This Season:

- See pages 92-93 of the 2010 Florida Media Guide.

AB Career Defensive Statistics (* games)

Year	UT-AT	TT	TFL	QBS	FF	FR	PD	INT
2007 *7	6-1	7	0.0	0.0	0	0	0	0
2008 *14	27-32	59	0.5	0.0	0	0	5	7
2009 *14	36-34	70	2.5	1.0	0	0	5	1
2010 *8	49-23	72	5.0	1.0	2	1	2	3
Totals	118-90	208	8.0	2.0	2	1	12	11

BLACK'S CAREER HIGHS

Tackles: 13 (vs. LSU, 2010)

QB Sacks: 1 (2x, last vs. Georgia, 2010)

Fumble Recovery: 1 (vs. LSU, 2010)

Forced Fumbles: 1 (2x, last vs. Georgia, 2010)

Interceptions: 2 (2x, last vs. USF, 2010)

8 - JEREMY BROWN

Sophomore (RS) • 5-10 • 184
Orlando, Fla. (Boone)

2010 Season:

Games (starts): 8 (7)

- Tied for fourth in the SEC for passes defended (1.00 per game).
- Tied for fourth in the SEC and the team lead with three interceptions, along with three other Gator teammates (Ahmad Black, Jon Bostic and Janoris Jenkins), while starting on the kickoff and punt coverage teams.
- Has started the last seven games at one corner

spot after coming off the bench in the season opener as he battled an ankle sprain.

- Tallied one tackle in the overtime win against Georgia.
- Recorded one pass breakup and a tackle at home vs. LSU.
- Started against Alabama but did not record any stats.
- Recorded an interception for the second-straight week, taking it 52 yards for a touchdown in the win vs. Kentucky. Also recorded a pass breakup and a tackle in the victory, grading out a Champion.
- Picked off his second career interception, broke up a team-high two passes, and tallied two tackles in the victory against Tennessee.
- Picked off his second career interception, broke up a team-high two passes, and tallied two tackles in the victory against Tennessee.
- Registered two tackles again in the win over USF.
- Recorded two tackles and his first career interception against Miami University.
- Graded out as a Champion vs. Miami University.

Prior To This Season:

- See page 96 of the 2010 Florida Media Guide.

JB Career Defensive Statistics (* games)

Year	UT-AT	TT	TFL	QBS	FF	FR	PD	INT
2010 *8	5-4	9	0.0	0.0	0	0	5	3
Totals	5-4	9	0.0	0.0	0	0	5	3

BROWN'S CAREER HIGHS

Tackles: 2 (3x, last at Tennessee, 2010)

QB Sacks: None

Forced Fumbles: None

Interceptions: 1 (3x, last vs. Kentucky, 2010)

42 - MIGUEL CARODINE

Senior (RS) • 5-10 • 210
Gainesville, Fla. (P.K. Yonge)

2010 Season:

Games (starts): 1 (0)

- Has not dressed for the last seven games due to an injury.
- Started on the kickoff return unit and saw action on the punt return squad vs. Miami University.

Prior To This Season:

- See page 96 of the 2010 Florida Media Guide.

MC Career Defensive Statistics (* games)

Year	UT-AT	TT	TFL	QBS	FF	FR	PD	INT
2009 *3	1-0	1	0.0	0.0	0	0	0	0
2010 *1	0-0	0	0.0	0.0	0	0	0	0
Totals	1-0	1	0.0	0.0	0	0	0	0

CARODINE'S CAREER HIGHS

Tackles: 1 (Miami University, 2010)

QB Sacks: None

PLAYER UPDATES

Forced Fumbles: None
Interceptions: None

34 - TIM CLARK

Freshman (RS) • 5-10 • 193

Wellborn, Fla. (Branford)

2010 Season:

Games (starts): 0 (0)

- Has dressed in all but two games this year, but has yet to see game action.
- Named Defensive Scout Team Player of the Week vs. Miami University.

Prior To This Season:

- See www.GatorZone.com.

TC Career Defensive Statistics (* games)

Year	UT-AT	TT	TFL	QBS	FF	FR	PD	INT
2010 *0	0-0	0	0.0	0.0	0	0	0	0
Totals	0-0	0	0.0	0.0	0	0	0	0

30 - JONATHAN DOWLING

Freshman • 6-3 • 184

Bradenton, Fla. (Southeast)

2010 Season:

Games (starts): 2 (0)

- Has not dressed for the last three games.
- Dressed but did not see game action vs. Alabama.
- Saw action in the secondary in the win over Kentucky.
- Dressed but did not see game action in the wins vs. USF and Tennessee.
- Started on kickoff coverage vs. Miami University.

Prior To This Season:

- See page 132 of the 2010 Florida Media Guide.

JD Career Defensive Statistics (* games)

Year	UT-AT	TT	TFL	QBS	FF	FR	PD	INT
2010 *2	0-0	0	0.0	0.0	0	0	0	0
Totals	0-0	0	0.0	0.0	0	0	0	0

22 - MATT ELAM

Freshman • 5-10 • 202

Palm Beach Gardens, Fla. (William T. Dwyer)

2010 Season:

Games (starts): 8 (0)

- One of six freshmen to have played every game this season.
- A starter on kickoff coverage and kickoff returns all season.
- Has 15 tackles on the season, 11 of which are solo, and 1.5 tackles for loss.

- Registered a quarterback hurry vs. LSU, which led to an interception by teammate Jelani Jenkins.
- Recorded his first-career sack, along with five tackles, on the road at Alabama.
- Registered a career-high tying four tackles in the victory vs. Kentucky.
- Recorded the team's only fumble recovery in the win against Tennessee.
- Tied for the freshman team lead in tackles with two in the win over USF.
- Collected a freshman-high four tackles, while starting on the punt return squad, kick return squad, kickoff coverage team and field goal coverage team in the season opener against Miami University.
- Graded as a special mention Champion vs. Miami University.

Prior To This Season:

- See page 133 of the 2010 Florida Media Guide.

ME Career Defensive Statistics (* games)

Year	UT-AT	TT	TFL	QBS	FF	FR	PD	INT
2010 *8	11-4	15	1.5	1.0	0	1	0	0
Totals	11-4	15	1.5	1.0	0	1	0	0

ELAM'S CAREER HIGHS

Tackles: 4 (2x, last vs. Kentucky, 2010)

QB Sacks: 1 (vs. Alabama, 2010)

Forced Fumbles: None

Fumble Recovery: 1 (vs. Tennessee, 2010)

Interceptions: None

24 - JOSH EVANS

Sophomore • 6-1 • 195

Irvington, N.J. (Irvington)

Career:

Games (starts): 16 (2)

- True sophomore safety, totaled six tackles, including four solo, as a true freshman playing special teams and backing up at safety in 2009.

2010 Season:

Games (starts): 8 (2)

- Six of his nine tackles this season are solo.
- Has started on the kickoff return unit all season.
- Has seen action in all eight games, while starting the first two games vs. Miami University and USF.
- Recorded a tackle in the win over Georgia.
- Registered two tackles against Alabama.
- Saw time on defense and special teams in the triumph vs. Kentucky, tallying a career-high three tackles.
- Made his second-career start in the win over USF, tallying one tackle.
- Made his first career start and collected two tackles against Miami University.
- Graded as a special mention Champion vs. Miami University.

DEFENSIVE BACKS

Prior To This Season:

- See page 99 of the 2010 Florida Media Guide.

JE Career Defensive Statistics (* games)

Year	UT-AT	TT	TFL	QBS	FF	FR	PD	INT
2009 *8	4-2	6	0.0	0.0	0	0	0	0
2010 *8	6-3	9	0.0	0.0	0	0	0	0
Totals	10-5	15	0.0	0.0	0	0	0	0

EVANS' CAREER HIGHS

Tackles: 3 (vs. Kentucky, 2010)

QB Sacks: None

Forced Fumbles: None

Interceptions: None

10 - WILL HILL

Junior • 6-1 • 207

West Orange, N.J. (St. Peter's Prep)

Career:

Games (starts): 33 (11)

- Started five games in 2009, seeing time at both free and strong safety.
- Part-time starter and key special teams' force for the Gators who saw action in 13 games as a true freshman.

2010 Season:

Games (starts): 6 (6)

- Has started in all six games he has played in this season, recording 35 tackles (21 solo and 14 assisted).
- Starter on the punt coverage team the last five games.
- Had a career game in the win over Georgia, picking off two passes, including an 89-yard interception return in overtime, while registering six tackles. Collected his first interception of the season in the second quarter that set up a touchdown run by Trey Burton. Also foiled a two-point conversion attempt with a sliding catch in the end zone. His 89-yard return was the second-longest in the country this season (longest in SEC), the 14th-longest in the SEC since 1996 and tied for the longest by a Gator since 1996 (Tony George, 89, 1997).
- Tallied seven tackles at home vs. Mississippi State.
- Recorded a season-best nine tackles against LSU, including one for loss.
- Registered two tackles and a pass breakup vs. Alabama.
- Recorded five tackles in the victory over Kentucky.
- Made his first start of the season in the win at Tennessee, tallying a secondary-high six tackles along with his first career forced fumble.
- Did not see game action in the wins over Miami University and USF.

Prior To This Season:

PLAYER UPDATES

- See page 106-107 of the 2010 Florida Media Guide.

WH Career Defensive Statistics (* games)

Year	UT-AT	TT	TFL	QBS	FF	FR	PD	INT
2008 *13	29-19	48	1.5	0.0	0	0	1	2
2009 *14	31-11	42	1.5	1.5	0	0	1	0
2010 *6	21-14	35	1.0	0.0	1	0	1	2
Totals	81-44	125	4.0	1.5	1	0	3	4

HILL'S CAREER HIGHS

Tackles: 11 (vs. Kentucky, 2008)
QB Sacks: 1.5 (at South Carolina, 2009)
Forced Fumbles: 1 (at Tennessee, 2010)
Interceptions: 2 (vs. Georgia, 2010)

1 - JANORIS JENKINS

Junior • 5-11 • 184

Pahokee, Fla. (Pahokee)

Career:

Games (starts): 35 (32)

- Has started 31 of his first 34 games since debuting for the Orange and Blue as a freshman in 2008.

2010 Season:

Games (starts): 8 (7)

- Named to the Phil Steele Midseason All-SEC Second Team.
- Tied for second in the SEC in passes defended (1.12 per game).
- Tied for fourth in the SEC and the team lead with three interceptions, along with three other Gator teammates (Jon Bostic, Jeremy Brown and Ahmad Black), while starting on the kickoff and punt coverage teams.
- His 67-yard interception return for a touchdown vs. Miami University is the third-longest in the SEC in the 2010 season.
- Twenty of his 32 tackles are solo and he has one sack and four tackles for loss.
- Has been the starting punt returner all season, returning 12 punts for 95 yards (7.9 avg.), which is seventh in the SEC.
- Tallied three tackles and an interception on Georgia's first offensive play in the Gators' win over the Bulldogs.
- Recorded four tackles against Mississippi State, including one for loss.
- Tallied six tackles at home vs. LSU and had two punt returns for 10 yards.
- Recorded six tackles, including one for loss against Alabama. Also had two punt returns for six yards.
- Registered four solo tackles and a pass breakup in the victory vs. Kentucky, grading out as a Champion. Captured career highs in punt returns (3), punt return yards (38) and longest punt return (33).
- Tallied three tackles and a quarterback hurry in the win on the road against Tennessee.
- Recorded his second career sack and his seventh

career interception on back-to-back plays in the win against USF. Also returned his first-ever punt return for 30 yards.

- Graded out as a Champion vs. USF.
- Collected five tackles and scored his first career touchdown on a 67-yard interception return against Miami University, the sixth-longest UF interception return since 1996. Also led the team with three pass breakups and ranked second on the Gators with five tackles, all of which were solo.
- Graded out as a Champion vs. Miami University and was named honorable mention Jim Thorpe Defensive Back of the Week.

Prior To This Season:

- See pages 110-111 of the 2010 Florida Media Guide.

JJ Career Defensive Statistics (* games)

Year	UT-AT	TT	TFL	QBS	FF	FR	PD	INT
2008 *14	27-12	39	1.0	1.0	1	0	11	3
2009 *13	33-5	38	3.0	0.0	1	0	6	2
2010 *8	22-10	32	4.0	1.0	0	0	6	3
Totals	82-27	109	8.0	2.0	2	0	23	8

JJ Career Punt Returns (* games)

Year	No.	Yds	Avg.	TDs	Long
2008 *14	0	0	--	0	0
2009 *13	0	0	--	0	0
2010 *8	12	95	7.9	0	33
Totals	12	95	7.9	0	33

JENKINS' CAREER HIGHS

Tackles: 9 (LSU, 2008)
QB Sacks: 1 (2x, last vs. USF, 2010)
Forced Fumbles: 1 (2x, last vs. South Carolina, 2009)
Interceptions: 1 (8x, last vs. Georgia, 2010)
Punt Returns: 3 (Kentucky, 2010)
Punt Return Yards: 38 (Kentucky, 2010)
Longest Punt Return: 33 (Kentucky, 2010)

36 - MOSES JENKINS

Senior • 6-2 • 188

Coral Springs, Fla. (Boyd H. Anderson)

Career:

Games (starts): 24 (1)

- Backup cornerback and key member of several special teams' units.

2010 Season:

Games (starts): 1 (1)

- Dressed but did not participate in the win over Georgia after not dressing in the previous six games due to injury.
- Made first career start against Miami University in the season opener.

Prior To This Season:

- See page 111 of the 2010 Florida Media Guide.

DEFENSIVE BACKS

MJ Career Defensive Statistics (* games)

Year	UT-AT	TT	TFL	QBS	FF	FR	PD	INT
2007 *7	4-0	4	1.0	1.0	0	0	1	0
2008 *12	11-1	12	0.0	0.0	0	0	0	0
2009 *4	4-2	6	0.0	0.0	0	0	0	0
2010 *1	0-0	0	0.0	0.0	0	0	0	0
Totals	19-3	22	1.0	1.0	0	0	1	0

JENKINS' CAREER HIGHS

Tackles: 4 (The Citadel, 2008)
QB Sacks: 1 (Florida State, 2007)
Forced Fumbles: None
Interceptions: None

31 - CODY RIGGS

Freshman • 5-9 • 166

Ft. Lauderdale, Fla. (St. Thomas Aquinas)

2010 Season:

Games (starts): 8 (1)

- One of six freshmen to play in every game this season.
- The only freshman to start on the punt and kickoff coverage teams all season.
- Seven of his 10 tackles are solo and he has two pass breakups.
- Tallied a freshman game-high three solo tackles in the win over Georgia.
- Made his first career start in the win vs. Kentucky, recording a career-high four tackles and a pass breakup.
- Played gunner on the punt team and appeared at corner in the fourth quarter in the road victory vs. Tennessee.
- Registered one tackle and a pass breakup in the win over USF.
- Started on the kickoff coverage unit against Miami University and recorded two tackles.

Prior To This Season:

- See page 134 of the 2010 Florida Media Guide.

CR Career Defensive Statistics (* games)

Year	UT-AT	TT	TFL	QBS	FF	FR	PD	INT
2010 *8	7-3	10	0.0	0.0	0	0	2	0
Totals	7-3	10	0.0	0.0	0	0	2	0

RIGGS' CAREER HIGHS

Tackles: 4 (Kentucky, 2010)
QB Sacks: none
Forced Fumbles: none
Interceptions: none

31 - BRANDON SANDERS

Freshman • 5-9 • 188

Ocala, Fla. (Carver)

2010 Season:

Games (starts): 0 (0)

- Did not dress in the last six games.
- Dressed but did not see game action in the wins over Miami University and USF.

Prior To This Season:

- See www.GatorZone.com.

BS Career Defensive Statistics (* games)

Year	UT-AT	TT	TFL	QBS	FF	FR	PD	INT
2010 *0	0-0	0	0.0	0.0	0	0	0	0
Totals	0-0	0	0.0	0.0	0	0	0	0

29 - JOSHUA SHAW

Freshman • 6-0 • 191

Palmdale, Calif. (Palmdale)

2010 Season:

Games (starts): 3 (1)

- Did not dress for the first time all season in the win over Georgia.
- Dressed but did not see action in the last five games.
- Saw action against in the wins over Miami University and USE.

Prior To This Season:

- See page 134 of the 2010 Florida Media Guide.

JS Career Defensive Statistics (* games)

Year	UT-AT	TT	TFL	QBS	FF	FR	PD	INT
2010 *3	0-0	0	0.0	0.0	0	0	0	0
Totals	0-0	0	0.0	0.0	0	0	0	0

14 - JAYLEN WATKINS

Freshman • 5-11 • 183

Cape Coral, Fla. (Cape Coral)

2010 Season:

Games (starts): 5 (0)

- Has seen action in all but three games this season.
- Recorded a tackle against Kentucky.
- Dressed but did not see action in the road win against Tennessee.
- Recorded his first career tackle and pass breakup in the win over USE.
- Saw action against Miami University in the season opener.

Prior To This Season:

- See page 134 of the 2010 Florida Media Guide.

JW Career Defensive Statistics (* games)

Year	UT-AT	TT	TFL	QBS	FF	FR	PD	INT
2010 *5	2-0	2	0.0	0.0	0	0	1	0
Totals	2-0	2	0.0	0.0	0	0	1	0

WATKINS' CAREER HIGHS

Tackles: 1 (2x, last vs. Kentucky, 2010)

QB Sacks: None

Forced Fumbles: None

Interceptions: None

SPECIALISTS

98 - ZACHARY BRUST

Junior • 6-1 • 168

Jacksonville, Fla.

(Stanton College Prep)

Career:

Games (starts): 1 (0)

- A junior kicker who enrolled at Florida in August of 2007 and walked on in the fall of 2009.

2010 Season:

Games (starts): 1 (0)

- Saw first game action as kickoff specialist vs. Georgia.
- Totaled six kickoffs for 352 yards (58.7 avg.) and recorded his first career tackle vs. Georgia.

Prior To This Season:

- See www.GatorZone.com.

BRUST'S CAREER HIGHS

Kickoffs: 6 (Georgia, 2010)

Kickoff Yards: 352 (Georgia, 2010)

Kickoff Average: 58.7, 6 kicks (Georgia, 2010)

47 - JOHN CROFOOT

Freshman (RS) • 5-11 • 150

Windermere, Fla. (The First Academy)

Career:

Games (starts): 4 (0)

- Made collegiate debut at Alabama as a holder.
- With his first collegiate action at Alabama, he became the fourth member of his family to play football at an SEC school, as Ike was a long snapper and holder at South Carolina from 2003-06, Chas was a snapper at Auburn in 2004-05 and Clayton was a holder at Auburn in 2008-09.

2010 Season:

Games (starts): 4 (0)

- Saw first game action as a holder on both of Chas Henry's successful field-goal attempts at Alabama and performed the same duty vs. LSU, Mississippi State and Georgia.

Prior To This Season:

- See page 96 of 2010 Florida Media Guide.

59 - JOHN FAIRBANKS

Senior (RS) • 6-4 • 284

Celebration, Fla. (Corona del Mar)

Career:

Games (starts): 36 (0)

- Long snapper has played a key role on special

teams.

2010 Season:

Games (starts): 8 (0)

- Is the center on the field-goal unit.
- Has played in all eight games for the Gators.
- Made his season debut against Miami University.

Prior To This Season:

- See page 99 of the 2010 Florida Media Guide.

46 - DREW FERRIS

Freshman • 6-0 • 207

Carlsbad, Calif.

(San Diego Jewish Academy)

Career:

Games (starts): 0 (0)

2010 Season:

Games (starts): 0 (0)

- Did not see action in the first eight games but dressed for Miami (OH), USE, Kentucky, LSU and Mississippi State.

Prior To This Season:

- See www.GatorZone.com.

54 CHRISTOPHER GUIDO

Long Snapper

Freshman (RS) • 6-2 • 230

Altamonte Springs, Fla. (Lake Brantley)

Career:

Games (starts): 8 (0)

- A redshirt freshman long snapper who enrolled at Florida in June of 2009 and walked on in August of 2009.

2010 Season:

Games (starts): 8 (0)

- Has appeared in all eight games for the Gators.
- Picked up first career tackle at Tennessee.
- Made collegiate debut in the victory over the Miami RedHawks.

Prior To This Season:

- See page 102 of 2010 Florida Media Guide.

50 - CODY HAMPTON

Sophomore (RS) • 5-11 • 220

St. Petersburg, Fla. (Boca Ciega)

Career:

Games (starts): 0 (0)

- A redshirt sophomore long snapper who enrolled at Florida in June of 2008 and walked on in August of 2009.

2010 Season:

Games (starts): 0 (0)

- Did not see action in the first eight games but has dressed for Miami (OH) and USE.

Prior To This Season:

- See page 103 of Florida Media Guide.

17 - CHAS HENRY

Senior • 6-3 • 215

Dallas, Ga. (East Paulding)

Career:

Games (starts): 49 (0)

- Has appeared in 49 games over the last four seasons handling the punting duties for the Gators.
- Has averaged 43.2 yards per punt with 60 of 143 (42.0 percent) of his punts ending up inside the opponents' 20-yard line.
- Is 4-of-8 on field goal attempts with a long of 39 yards and has made all eight of his extra point attempts after taking over for injured kicker Caleb Sturgis.

2010 Season:

Games (starts): 8 (0)

- Named to Phil Steele's Midseason All-American Team as a Third-Team selection and is a First-Team selection on his Midseason All-SEC Team.
- Leads the SEC with 48.8 yards per punt and the Gators have allowed 79 return yards this season.
- Leads the SEC in net punt average (43.8).
- In Florida's six SEC games, Henry has averaged 50.7 yards a punt and 12 of his 23 punts have been 50 yards or more this season.
- 10 of his 28 punts have been inside the 20 and eight have been fair caught.
- Is 4-for-8 on field goal attempts this season, with two successful kicks against Alabama and Georgia.
- Is 8-for-8 on extra point conversions.
- Is one of three players nationally to have four 60+ punts this season along with Quinn Sharp (Oklahoma State) and Alonso Rojas (Kansas).
- Over his last four games, Henry has punted 20 times for 1,034 yards (51.7 avg.).
- Nailed a game-winning 37-yard field goal in overtime to defeat Georgia and was 2-of-3 on field goals, along with punting six times for 281 yards (46.8 avg.) while dropping two inside the 20.
- Punted four times for 188 yards (47.0 avg.) and had his first career kickoff--a 68-yarder in the third quarter vs. Mississippi State.
- Missed his lone field-goal attempt from 25 yards but his four punts went for 210 yards (52.5 avg.)

PLAYER UPDATES

and he placed one inside the 20 vs. LSU.

- Unleashed a career-high 75-yard punt which is tied for the fourth-longest punt in school history and averaged 62.3 yards on his three punts while also dropping two inside the 20 at Alabama.

- His 62.3 punt average at Alabama is the highest single-game total (min. two punts) in a game where the player also made multiple field goals since 1996.

- Converted the first two field-goal attempts of his career from 39 and 21 yards, respectively, at Alabama.

- Blasted a 59-yard punt in the second quarter vs. Kentucky and followed that with a then-season-high 61-yarder early in the third quarter. His three punts averaged 56.0 yards which was a single-game SEC-high at the time and the highest average for Urban Meyer as a head coach.

- Had four punts for 174 yards with a net average of 43.5 and landed two inside the 20 vs. USF.

- Had one punt for 27 yards against Miami University and it was not returned.

Prior To This Season:

- See pages 104-105 of the 2010 Florida Media Guide.

CH Career Punting Statistics (* games)

Year	No	Yds	Avg	Long	TB	FC	I20	Blk
2007 *13	37	1453	39.3	54	0	19	14	0
2008 *14	44	1908	43.4	67	8	10	21	0
2009 *14	34	1476	43.4	61	3	12	15	0
2010 *8	28	1366	48.8	75	3	7	10	0
Totals	143	6203	43.4	75	14	48	60	0

CH Career FG-PAT Statistics (* games)

Year	XPM	XPA	Pct	FGM	FGA	Pct	Long	Pts
2010 *8	8	8	1.00	4	8	.500	39	20
Totals	8	8	1.00	4	8	.500	39	20

CH Career Kickoff Stats (* games)

Year	No.	Yds	Avg.	TBs	OB
2010 *8	1	68	68.0	0	1
Totals	1	68	68.0	0	1

HENRY'S CAREER HIGHS

Longest Punt: 75 (Alabama, 2010)

Punting Yards: 319 (Miami, 2008)

Punts Attempted: 7 (Miami, 2008)

Punting Average: 62.3 (Alabama, 2010)

FG Attempted: 3 (Georgia, 2010)

FG Made: 2 (2x-last Georgia, 2010)

FG Long: 39 (Alabama, 2010)

Kickoffs: 1 (Mississippi State, 2010)

Kickoff Yards: 68 (vs. Mississippi State, 2010)

Kickoff Average: 68.0, 1 kick (vs. Mississippi State, 2010)

40 - DAVID LERNER

Sophomore (RS) • 6-0 • 209

Gainesville, Fla. (Buchholz)

Career:

Games (starts): 0 (0)

- Has not seen game action for Gators.

- Named to the SEC Academic Honor Roll in the fall of 2009.

2010 Season:

Games (starts): 0 (0)

- Did not see action in the first eight games but has dressed for Miami (OH), USF, Kentucky, LSU and Mississippi State.

Prior To This Season:

- See page 116 of 2010 Florida Media Guide.

97 - BRAD PHILLIPS

Freshman • 5-9 • 178

Gainesville, Fla. (Buchholz)

2010 Season:

Games (starts): 3 (0)

- Saw the first action of his career, as he handled kickoff duties for the Gators at Alabama and was in the same role vs. LSU and Mississippi State.

- Had one kickoff for 43 yards vs. Mississippi State before suffering an injury.

- His five kickoffs vs. LSU averaged 66.2 yards.

- His three kickoffs averaged 66.0 yards at Alabama.

Prior To This Season:

- See www.GatorZone.com.

BP Career Kickoff Stats (* games)

Year	No.	Yds	Avg.	TBs	OB
2010 *3	9	572	63.6	0	0
Totals	9	572	63.6	0	0

PHILLIPS' CAREER HIGHS

Kickoffs: 5 (vs. LSU, 2010)

Kickoff Yards: 331 (vs. LSU, 2010)

Kickoff Average: 66.2, 5 kicks (vs. LSU, 2010)

42 - ERIC STRACK

Freshman (RS) • 5-10 • 167

Palm City, Fla. (Martin County)

Career:

Games (starts): 0 (0)

- A redshirt freshman kicker who enrolled at Florida in June of 2009 and walked on in the summer of 2009.

2010 Season:

Games (starts): 0 (0)

- Did not see action in the first eight games.

Prior To This Season:

- See www.GatorZone.com.

SPECIALISTS

18 - CALEB STURGIS

Sophomore • 5-10 • 192

St. Augustine, Fla. (St. Augustine)

Career:

Games (starts): 32 (0)

- Has handled kickoff duties all last season and the first four games of this season and was the team's primary placekicker during the same time frame.

2010 Season:

Games (starts): 4 (0)

- Has been sidelined for the last four games with a back injury.

- Is 2-for-4 on field goals this season and is 19-for-21 on extra points.

- Went 6-for-7 on extra points and had two touchbacks vs. Kentucky.

- Was perfect 4-for-4 on extra points and made his only field goal attempt--a 44-yarder at Tennessee.

- Converted all five extra points and was 1-of-2 on field goals vs. USF, while also recording a tackle after a kickoff.

- Converted 4-of-5 extra-point attempts against Miami University, but missed a 44-yarder in the third quarter.

Prior To This Season:

- See pages 126-127 of the 2010 Florida Media Guide.

CS Career FG-PAT Statistics (* games)

Year	XPM	XPA	Pct	FGM	FGA	Pct	Long	Pts
2008 *14	2	2	1.00	0	0	0.0	0	2
2009 *14	44	47	.936	22	30	.733	56	110
2010 *4	19	21	.905	2	4	.500	44	25
Totals	65	70	.929	24	34	.706	56	137

CS Career Kickoff Stats (* games)

Year	No.	Yds	Avg.	TBs	OB
2008 *14	90	5733	63.7	12	8
2009 *14	99	6377	64.4	10	4
2010 *4	27	1765	65.4	4	2
Totals	216	13875	64.2	26	8

STURGIS' CAREER HIGHS

FG Attempted: 4 (3x, last at South Carolina, 2009)

FG Made: 3 (3x, last at Miss. St., 2009)

FG Long: 56 (vs. Georgia, 2009)

Kickoffs: 10 (3x, last vs. FIU, 2009)

Kickoff Yards: 658 (vs. The Citadel, 2008)

Kickoff Average: 69.2, 4 kicks (vs. Alabama, 2009)

2010 Florida Football
Florida Game Results (as of Oct 31, 2010)
All games

Date	Opponent		Score	Overall	Conference	Time	Attend
Sept 4, 2010	MIAMI	W	34-12	1-0	0-0	3:17	90178
Sep 11, 2010	USF	W	38-14	2-0	0-0	3:15	90612
* Sep 18, 2010	at Tennessee	W	31-17	3-0	1-0	3:19	102455
* Sep 25, 2010	KENTUCKY	W	48-14	4-0	2-0	3:13	90547
* Oct 02, 2010	at #1 Alabama	L	6-31	4-1	2-1	2:59	101821
* Oct 9, 2010	#12 LSU	L	29-33	4-2	2-2	3:25	90721
* Oct 16, 2010	MISSISSIPPI STATE	L	7-10	4-3	2-3	2:58	90517
* Oct 30, 2010	vs Georgia	Wo	34-31	5-3	3-3	3:52	84444

2010 Florida Football
Florida Overall Team Statistics (as of Oct 31, 2010)
All games

Team Statistics	UF	OPP
SCORING	227	162
Points Per Game	28.4	20.2
FIRST DOWNS	149	142
Rushing	58	66
Passing	79	64
Penalty	12	12
RUSHING YARDAGE	1226	1045
Yards gained rushing	1509	1216
Yards lost rushing	283	171
Rushing Attempts	298	276
Average Per Rush	4.1	3.8
Average Per Game	153.2	130.6
TDs Rushing	20	7
PASSING YARDAGE	1527	1479
Comp-Att-Int	148-237-7	123-229-16
Average Per Pass	6.4	6.5
Average Per Catch	10.3	12.0
Average Per Game	190.9	184.9
TDs Passing	6	11
TOTAL OFFENSE	2753	2524
Total Plays	535	505
Average Per Play	5.1	5.0
Average Per Game	344.1	315.5
KICK RETURNS: #-Yards	31-815	35-748
PUNT RETURNS: #-Yards	16-112	7-79
INT RETURNS: #-Yards	16-359	7-71
KICK RETURN AVERAGE	26.3	21.4
PUNT RETURN AVERAGE	7.0	11.3
INT RETURN AVERAGE	22.4	10.1
FUMBLES-LOST	21-8	7-4
PENALTIES-Yards	61-429	51-372
Average Per Game	53.6	46.5
PUNTS-Yards	28-1366	37-1571
Average Per Punt	48.8	42.5
Net punt average	43.8	37.3
TIME OF POSSESSION/Game	30:16	29:44
3RD-DOWN Conversions	42/104	42/108
3rd-Down Pct	40%	39%
4TH-DOWN Conversions	10/18	5/7
4th-Down Pct	56%	71%
SACKS BY-Yards	15-90	13-90
MISC YARDS	0	-27
TOUCHDOWNS SCORED	30	19
FIELD GOALS-ATTEMPTS	6-12	10-12
ON-SIDE KICKS	0-0	0-0
RED-ZONE SCORES	(27-36) 75%	(20-25) 80%
RED-ZONE TOUCHDOWNS	(23-36) 64%	(12-25) 48%
PAT-ATTEMPTS	(27-29) 93%	(16-16) 100%
ATTENDANCE	452575	204276
Games/Avg Per Game	5/90515	2/102138
Neutral Site Games		1/84444

Score by Quarters	1st	2nd	3rd	4th	OT	Total
Florida	14	80	61	69	3	227
Opponents	29	55	34	44	0	162

2010 Florida Football
Florida Overall Individual Statistics (as of Oct 31, 2010)
All games

Rushing	gp	att	gain	loss	net	avg	td	lg	avg/g
Demps, J.	7	78	520	32	488	6.3	3	72	69.7
Burton, T.	8	49	254	6	248	5.1	10	51	31.0
Gillislee, M.	7	37	202	0	202	5.5	4	41	28.9
Moody, E.	7	48	183	21	162	3.4	0	19	23.1
Hines, O.	8	10	123	2	121	12.1	1	36	15.1
Rainey, C.	3	20	110	10	100	5.0	1	20	33.3
Brown, M.	3	3	23	0	23	7.7	0	13	7.7
Reed, J.	7	5	20	1	19	3.8	1	12	2.7
Debose, A.	6	1	9	0	9	9.0	0	9	1.5
Clark, R.	7	1	0	2	-2	-2.0	0	0	-0.3
Brantley, J.	8	39	65	135	-70	-1.8	0	12	-8.8
TEAM	2	7	0	74	-74	-10.6	0	0	-37.0
Total	8	298	1509	283	1226	4.1	20	72	153.2
Opponents	8	276	1216	171	1045	3.8	7	33	130.6

Passing	gp	effic	comp-att-int	pct	yds	td	lg	avg/g
Brantley, J.	8	118.18	145-233-6	62.2	1459	6	51	182.4
Burton, T.	8	167.80	3-4-1	75.0	68	0	42	8.5
Total	8	119.02	148-237-7	62.4	1527	6	51	190.9
Opponents	8	109.84	123-229-16	53.7	1479	11	63	184.9

Receiving	gp	no.	yds	avg	td	lg	avg/g
Thompson, D.	8	27	389	14.4	0	30	48.6
Burton, T.	8	25	150	6.0	1	21	18.8
Moore, C.	8	20	296	14.8	1	51	37.0
Demps, J.	7	16	111	6.9	0	40	15.9
Hines, O.	8	14	179	12.8	1	42	22.4
Hammond, F.	6	11	150	13.6	1	23	25.0
Rainey, C.	3	8	43	5.4	1	25	14.3
Debose, A.	6	7	69	9.9	0	26	11.5
Gillislee, M.	7	6	17	2.8	0	13	2.4
Reed, J.	7	5	64	12.8	1	22	9.1
Clark, R.	7	5	48	9.6	0	15	6.9
Moody, E.	7	3	9	3.0	0	6	1.3
Alli, S.	8	1	2	2.0	0	2	0.2
Total	8	148	1527	10.3	6	51	190.9
Opponents	8	123	1479	12.0	11	63	184.9

Punt Returns	no.	yds	avg	td	lg
Jenkins, Ja.	12	95	7.9	0	33
Rainey, C.	3	17	5.7	0	15
Elam, M	1	0	0.0	0	0
Total	16	112	7.0	0	33
Opponents	7	79	11.3	0	41

Interceptions	no.	yds	avg	td	lg
Black, A.	3	42	14.0	0	40
Jenkins, Ja.	3	68	22.7	1	67
Brown, J.	3	56	18.7	1	52
Bostic, J.	3	9	3.0	0	10
Hill, W.	2	102	51.0	0	89
Trattou, J.	1	35	35.0	1	35
Jenkins, Je.	1	47	47.0	0	47
Total	16	359	22.4	3	89
Opponents	7	71	10.1	1	35

Kick Returns	no.	yds	avg	td	lg
Debose, A.	10	262	26.2	1	88
Demps, J.	8	260	32.5	0	54
Rainey, C.	6	148	24.7	0	45
Gillislee, M.	4	114	28.5	0	50
Green, W.	2	8	4.0	0	8
Patton, S.	1	23	23.0	0	23
Total	31	815	26.3	1	88
Opponents	35	748	21.4	0	51

Fumble Returns	no.	yds	avg	td	lg
Jenkins, Je.	1	10	10.0	0	10
Total	1	10	10.0	0	10
Opponents	1	6	6.0	0	6

2010 Florida Football
Florida Overall Individual Statistics (as of Oct 31, 2010)
All games

Scoring			PAT						
	td	fg	kick	rush	rcv	pass	dxp	saf	pts
Burton, T.	11	-	-	-	-	-	-	-	66
Sturgis, C	-	2-4	19-21	-	-	-	-	-	25
Gillislee, M.	4	-	-	-	-	-	-	-	24
Henry, C	-	4-8	8-8	-	-	-	-	-	20
Demps, J.	3	-	-	-	-	-	-	-	18
Reed, J.	2	-	-	-	-	-	-	-	12
Rainey, C.	2	-	-	-	-	-	-	-	12
Hines, O.	2	-	-	-	-	-	-	-	12
Hammond, F.	1	-	-	-	1	-	-	-	8
Moore, C.	1	-	-	-	-	-	-	-	6
Trattou, J.	1	-	-	-	-	-	-	-	6
Brown, J.	1	-	-	-	-	-	-	-	6
Jenkins, Ja.	1	-	-	-	-	-	-	-	6
Debose, A.	1	-	-	-	-	-	-	-	6
Brantley, J.	-	-	-	-	-	1-1	-	-	0
Total	30	6-12	27-29	-	1	1-1	-	-	227
Opponents	19	10-12	16-16	1-2	-	0-1	-	-	162

Total Offense	g	plays	rush	pass	total	avg/g
Brantley, J.	8	272	-70	1459	1389	173.6
Demps, J.	7	78	488	0	488	69.7
Burton, T.	8	53	248	68	316	39.5
Gillislee, M.	7	37	202	0	202	28.9
Moody, E.	7	48	162	0	162	23.1
Hines, O.	8	10	121	0	121	15.1
Rainey, C.	3	20	100	0	100	33.3
Brown, M.	3	3	23	0	23	7.7
Reed, J.	7	5	19	0	19	2.7
Debose, A.	6	1	9	0	9	1.5
Clark, R.	7	1	-2	0	-2	-0.3
TEAM	2	7	-74	0	-74	-37.0
Total	8	535	1226	1527	2753	344.1
Opponents	8	505	1045	1479	2524	315.5

Field Goals	fg	pct.	01-19	20-29	30-39	40-49	50-99	lg	blk
Sturgis, C	2-4	50.0	0-0	1-1	0-1	1-2	0-0	44	0
Henry, C	4-8	50.0	0-0	1-2	3-4	0-2	0-0	39	0

Punting	no.	yds	avg	lg	tb	fc	i20	50+	blk
Henry, C	28	1366	48.8	75	3	7	10	12	0
Total	28	1366	48.8	75	3	7	10	12	0
Opponents	37	1571	42.5	57	4	7	14	6	0

FG Sequence	Florida	Opponents
Miami	44	(33),(31),(31),(33)
USF	39,(22)	-
Tennessee	(44)	(49)
Kentucky	-	35
Alabama	(39),(21)	(28)
LSU	25	(45),(39)
Mississippi State	38,42	(31),40
Georgia	42,(34),(37)	(28)

Kickoffs	no.	yds	avg	tb	ob	retn	net	ydln
Sturgis, C	27	1765	65.4	4	2			
Phillips, B.	9	572	63.6	0	0			
Brust, Z.	6	352	58.7	0	0			
Henry, C	1	68	68.0	0	1			
Total	43	2757	64.1	4	3	21.4	44.9	25
Opponents	36	2278	63.3	4	1	26.3	38.4	31

Numbers in (parentheses) indicate field goal was made.

2010 Florida Football
Florida Overall Individual Statistics (as of Oct 31, 2010)
All games

<u>All Purpose</u>	<u>g</u>	<u>rush</u>	<u>rcv</u>	<u>pr</u>	<u>kr</u>	<u>ir</u>	<u>total</u>	<u>avg/g</u>
Demps, J.	7	488	111	0	260	0	859	122.7
Burton, T.	8	248	150	0	0	0	398	49.8
Thompson, D.	8	0	389	0	0	0	389	48.6
Debose, A.	6	9	69	0	262	0	340	56.7
Gillislee, M.	7	202	17	0	114	0	333	47.6
Rainey, C.	3	100	43	17	148	0	308	102.7
Hines, O.	8	121	179	0	0	0	300	37.5
Moore, C.	8	0	296	0	0	0	296	37.0
Moody, E.	7	162	9	0	0	0	171	24.4
Jenkins, Ja.	8	0	0	95	0	68	163	20.4
Hammond, F.	6	0	150	0	0	0	150	25.0
Hill, W.	6	0	0	0	0	102	102	17.0
Reed, J.	7	19	64	0	0	0	83	11.9
Brown, J.	8	0	0	0	0	56	56	7.0
Jenkins, Je.	8	0	0	0	0	47	47	5.9
Clark, R.	7	-2	48	0	0	0	46	6.6
Black, A.	8	0	0	0	0	42	42	5.2
Trattou, J.	8	0	0	0	0	35	35	4.4
Patton, S.	5	0	0	0	23	0	23	4.6
Brown, M.	3	23	0	0	0	0	23	7.7
Bostic, J.	8	0	0	0	0	9	9	1.1
Green, W.	8	0	0	0	8	0	8	1.0
Alli, S.	8	0	2	0	0	0	2	0.2
Brantley, J.	8	-70	0	0	0	0	-70	-8.8
TEAM	2	-74	0	0	0	0	-74	-37.0
Total	8	1226	1527	112	815	359	4039	504.9
Opponents	8	1045	1479	79	748	71	3422	427.8

2010 Florida Football
Florida Overall Defensive Statistics (as of Oct 31, 2010)
All games

##	Defensive Leaders	gp	Tackles				Sacks	Pass defense			Fumbles		blkd	
			ua	a	tot	tfl/yds		int-yds	brup	qbh	rcv-yds	ff	kick	saf
35	Black, A.	8	49	23	72	5.0-29	1.0-20	3-42	2	.	1-0	2	.	.
43	Jenkins, Je.	8	21	20	41	2.0-13	1.0-10	1-47	1	1	1-10	.	.	.
94	Trattou, J.	8	28	12	40	7.0-14	0.5-2	1-35
52	Bostic, J.	8	21	16	37	1.5-7	1.5-7	3-9	.	1
10	Hill, W.	6	21	14	35	1.0-1	.	2-102	1	.	.	1	.	.
16	Jones, A.	8	20	15	35	3.0-8	.	.	3
1	Jenkins, Ja.	8	22	10	32	4.0-17	1.0-6	3-68	6	1
44	Lemmens, D.	8	10	19	29	3.5-11	2.0-7	.	.	5	1-0	.	.	.
6H	Howard, J	7	11	9	20	6.0-30	2.5-16
40	Hicks, B.	8	7	9	16	1.5-7	1.5-7	.	.	1
22	Elam, M	8	11	4	15	1.5-3	1.0-1	.	.	1	1-0	.	.	.
92	Sanders, T.	7	6	9	15	1.5-2	.	.	1
99	Hunter, O.	8	4	10	14	0.5-4	.	.	1	.	.	.	1	.
73	Floyd, S.	8	4	7	11	2.0-3
31	Riggs, C.	8	7	3	10	.	.	.	2
24	Evans, J.	8	6	3	9
7P	Powell, R.	8	7	2	9	1.5-6	1.0-4
8B	Brown, J.	8	5	4	9	.	.	3-56	5
90	Marsh, L.	6	3	5	8
26	Edwards, L.	8	6	1	7
96	Green, W.	8	5	1	6	2.0-13
48	Ball, N.	8	1	4	5
81	Clark, R.	7	2	3	5
85	Hammond, F.	6	3	2	5
91	Okine, E.	8	3	1	4	1.0-5	1.0-5
47	Antwine, B.	4	3	.	3	1.0-5	1.0-5
23	Gillislee, M.	7	1	2	3
58	Easley, D.	4	1	2	3
14	Watkins, J.	5	2	.	2	.	.	.	1
8	Burton, T.	8	1	1	2
34	McCray, L.	5	1	1	2	0.5-1
83	Patton, S.	5	1	1	2
82	Hines, O.	8	1	.	1
98	Brust, Z.	1	1	.	1
93	Johnson, K.	8	1	.	1
17	Henry, C	8	1	.	1
33	Brown, M.	3	.	1	1
4	Debose, A.	6	1	.	1
76	Gilbert, M.	8	1	.	1
13	Finley, D.	4	.	1	1
54	Guido, C.	8	.	1	1
19	Sturgis, C	4	.	1	1
Total		8	299	217	516	46-179	15-90	16-359	23	10	4-10	3	1	.
Opponents		8	356	160	516	53-202	13-90	7-71	28	14	8-6	10	1	.

2010 Florida Football
Florida Individual Season/Career Statistics (as of Oct 31, 2010)
All games

SEASON										CAREER									
Rushing	gp	att	gain	loss	net	avg	td	lg	avg/g	gp	att	gain	loss	net	avg	td	lg	avg/g	
Demps, J.	7	78	520	32	488	6.3	3	72	69.7	35	255	1904	66	1838	7.2	17	72	52.5	
Burton, T.	8	49	254	6	248	5.1	10	51	31.0	8	49	254	6	248	5.1	10	51	31.0	
Gillislee, M.	7	37	202	0	202	5.5	4	41	28.9	20	68	469	0	469	6.9	5	52	23.5	
Moody, E.	7	48	183	21	162	3.4	0	19	23.1	29	164	997	40	957	5.8	4	40	33.0	
Hines, O.	8	10	123	2	121	12.1	1	36	15.1	21	10	123	2	121	12.1	1	36	5.8	
Rainey, C.	3	20	110	10	100	5.0	1	20	33.3	35	194	1388	51	1337	6.9	10	76	38.2	
Brown, M.	3	3	23	0	23	7.7	0	13	7.7	3	3	23	0	23	7.7	0	13	7.7	
Reed, J.	7	5	20	1	19	3.8	1	12	2.7	7	5	20	1	19	3.8	1	12	2.7	
Debose, A.	6	1	9	0	9	9.0	0	9	1.5	6	1	9	0	9	9.0	0	9	1.5	
Clark, R.	7	1	0	2	-2	-2.0	0	0	-0.3	7	1	0	2	-2	-2.0	0	0	-0.3	
Brantley, J.	8	39	65	135	-70	-1.8	0	12	-8.8	25	61	169	164	5	0.1	0	23	0.2	
TEAM	2	7	0	74	-74	-10.6	0	0	-37.0										
Total	8	298	1509	283	1226	4.1	20	72	153.2										
Opponents	8	276	1216	171	1045	3.8	7	33	130.6										
Passing	gp	effic	comp-att-int	pct	yds	td	lg	avg/g	gp	effic	comp-att-int	pct	yds	td	lg	avg/g			
Brantley, J.	8	118.18	145-233-6	62.2	1459	6	51	182.4	25	134.15	199-309-7	64.4	2104	16	51	84.2			
Burton, T.	8	167.80	3-4-1	75.0	68	0	42	8.5	8	167.80	3-4-1	75.0	68	0	42	8.5			
Total	8	119.02	148-237-7	62.4	1527	6	51	190.9											
Opponents	8	109.84	123-229-16	53.7	1479	11	63	184.9											
Receiving	gp	no.	yds	avg	td	lg	avg/g	gp	no.	yds	avg	td	lg	avg/g					
Thompson, D.	8	27	389	14.4	0	30	48.6	34	69	1001	14.5	7	77	29.4					
Burton, T.	8	25	150	6.0	1	21	18.8	8	25	150	6.0	1	21	18.8					
Moore, C.	8	20	296	14.8	1	51	37.0	21	34	480	14.1	2	51	22.9					
Demps, J.	7	16	111	6.9	0	40	15.9	35	39	304	7.8	1	61	8.7					
Hines, O.	8	14	179	12.8	1	42	22.4	21	28	351	12.5	2	42	16.7					
Hammond, F.	6	11	150	13.6	1	23	25.0	17	15	207	13.8	2	31	12.2					
Rainey, C.	3	8	43	5.4	1	25	14.3	35	21	241	11.5	2	33	6.9					
Debose, A.	6	7	69	9.9	0	26	11.5	6	7	69	9.9	0	26	11.5					
Gillislee, M.	7	6	17	2.8	0	13	2.4	20	7	23	3.3	1	13	1.1					
Reed, J.	7	5	64	12.8	1	22	9.1	7	5	64	12.8	1	22	9.1					
Clark, R.	7	5	48	9.6	0	15	6.9	7	5	48	9.6	0	15	6.9					
Moody, E.	7	3	9	3.0	0	6	1.3	29	11	54	4.9	0	18	1.9					
Alli, S.	8	1	2	2.0	0	2	0.2	8	1	2	2.0	0	2	0.2					
Total	8	148	1527	10.3	6	51	190.9												
Opponents	8	123	1479	12.0	11	63	184.9												
Total Offense	g	plays	rush	pass	total	avg/g	g	plays	rush	pass	total	avg/g							
Brantley, J.	8	272	-70	1459	1389	173.6	25	370	5	2104	2109	84.4							
Demps, J.	7	78	488	0	488	69.7	35	255	1838	0	1838	52.5							
Burton, T.	8	53	248	68	316	39.5	8	53	248	68	316	39.5							
Gillislee, M.	7	37	202	0	202	28.9	20	68	469	0	469	23.5							
Moody, E.	7	48	162	0	162	23.1	29	164	957	0	957	33.0							
Hines, O.	8	10	121	0	121	15.1	21	10	121	0	121	5.8							
Rainey, C.	3	20	100	0	100	33.3	35	194	1337	0	1337	38.2							
Brown, M.	3	3	23	0	23	7.7	3	3	23	0	23	7.7							
Reed, J.	7	5	19	0	19	2.7	7	5	19	0	19	2.7							
Debose, A.	6	1	9	0	9	1.5	6	1	9	0	9	1.5							
Clark, R.	7	1	-2	0	-2	-0.3	7	1	-2	0	-2	-0.3							
TEAM	2	7	-74	0	-74	-37.0													
Total	8	535	1226	1527	2753	344.1													
Opponents	8	505	1045	1479	2524	315.5													

2010 Florida Football
Florida Individual Season/Career Statistics (as of Oct 31, 2010)
All games

SEASON										CAREER									
Scoring	td	fg	PAT				dxd	saf	pts	td	fg	PAT				dxd	saf	pts	
			kick	rush	rcv	pass						kick	rush	rcv	pass				
Burton, T.	11	-	-	-	-	-	-	-	66	11	-	-	-	-	-	-	-	-	66
Sturgis, C.	-	2-4	19-21	-	-	-	-	-	25	-	24-34	65-70	-	-	-	-	-	-	137
Gillislee, M.	4	-	-	-	-	-	-	-	24	6	-	-	-	-	-	-	-	-	36
Henry, C.	-	4-8	8-8	-	-	-	-	-	20	-	4-8	8-8	-	-	-	-	-	-	20
Demps, J.	3	-	-	-	-	-	-	-	18	18	-	-	-	-	-	-	-	-	108
Rainey, C.	2	-	-	-	-	-	-	-	12	13	-	-	-	-	-	-	-	-	78
Reed, J.	2	-	-	-	-	-	-	-	12	2	-	-	-	-	-	-	-	-	12
Hines, O.	2	-	-	-	-	-	-	-	12	3	-	-	-	-	-	-	-	-	18
Hammond, F.	1	-	-	-	1	-	-	-	8	2	-	-	-	1	-	-	-	-	14
Jenkins, Ja.	1	-	-	-	-	-	-	-	6	1	-	-	-	-	-	-	-	-	6
Moore, C.	1	-	-	-	-	-	-	-	6	2	-	-	-	-	-	-	-	-	12
Debose, A.	1	-	-	-	-	-	-	-	6	1	-	-	-	-	-	-	-	-	6
Trattou, J.	1	-	-	-	-	-	-	-	6	1	-	-	-	-	-	-	-	-	6
Brown, J.	1	-	-	-	-	-	-	-	6	1	-	-	-	-	-	-	-	-	6
Brantley, J.	-	-	-	-	-	1-1	-	-	0	-	-	-	-	-	1-1	-	-	-	0
Total	30	6-12	27-29	-	1	1-1	-	-	227										
Opponents	19	10-12	16-16	1-2	-	0-1	-	-	162										

Punt Returns	no.	yds	avg	td	lg	no.	yds	avg	td	lg
Jenkins, Ja.	12	95	7.9	0	33	12	95	7.9	0	33
Rainey, C.	3	17	5.7	0	15	8	79	9.9	1	23
Elam, M.	1	0	0.0	0	0	1	0	0.0	0	0
Total	16	112	7.0	0	33					
Opponents	7	79	11.3	0	41					

Kick Returns	no.	yds	avg	td	lg	no.	yds	avg	td	lg
Debose, A.	10	262	26.2	1	88	10	262	26.2	1	88
Demps, J.	8	260	32.5	0	54	11	354	32.2	0	54
Rainey, C.	6	148	24.7	0	45	13	337	25.9	0	51
Gillislee, M.	4	114	28.5	0	50	4	114	28.5	0	50
Green, W.	2	8	4.0	0	8	2	8	4.0	0	8
Patton, S.	1	23	23.0	0	23	1	23	23.0	0	23
Total	31	815	26.3	1	88					
Opponents	35	748	21.4	0	51					

Interceptions	no.	yds	avg	td	lg	no.	yds	avg	td	lg
Bostic, J.	3	9	3.0	0	10	3	9	3.0	0	10
Black, A.	3	42	14.0	0	40	11	233	21.2	2	80
Jenkins, Ja.	3	68	22.7	1	67	8	91	11.4	1	67
Brown, J.	3	56	18.7	1	52	3	56	18.7	1	52
Hill, W.	2	102	51.0	0	89	4	155	38.8	0	89
Trattou, J.	1	35	35.0	1	35	3	88	29.3	1	53
Jenkins, Je.	1	47	47.0	0	47	1	47	47.0	0	47
Total	16	359	22.4	3	89					
Opponents	7	71	10.1	1	35					

Fumble Returns	no.	yds	avg	td	lg	no.	yds	avg	td	lg
Jenkins, Je.	1	10	10.0	0	10	1	10	10.0	0	10
Total	1	10	10.0	0	10					
Opponents	1	6	6.0	0	6					

2010 Florida Football
Florida Individual Season/Career Statistics (as of Oct 31, 2010)
All games

	SEASON								CAREER							
All Purpose	g	rush	rcv	pr	kr	ir	total	avg/g	g	rush	rcv	pr	kr	ir	total	avg/g
Demps, J.	7	488	111	0	260	0	859	122.7	35	1838	304	37	354	0	2533	72.4
Burton, T.	8	248	150	0	0	0	398	49.8	8	248	150	0	0	0	398	49.8
Thompson, D.	8	0	389	0	0	0	389	48.6	34	-2	1001	0	0	0	999	29.4
Debose, A.	6	9	69	0	262	0	340	56.7	6	9	69	0	262	0	340	56.7
Gillislee, M.	7	202	17	0	114	0	333	47.6	20	469	23	0	114	0	606	30.3
Rainey, C.	3	100	43	17	148	0	308	102.7	35	1337	241	79	337	0	1994	57.0
Hines, O.	8	121	179	0	0	0	300	37.5	21	121	351	0	0	0	472	22.5
Moore, C.	8	0	296	0	0	0	296	37.0	21	0	480	0	0	0	480	22.9
Moody, E.	7	162	9	0	0	0	171	24.4	29	957	54	0	0	0	1011	34.9
Jenkins, Ja.	8	0	0	95	0	68	163	20.4	35	0	0	95	0	91	186	5.3
Hammond, F.	6	0	150	0	0	0	150	25.0	17	0	207	16	23	0	246	14.5
Hill, W.	6	0	0	0	0	102	102	17.0	33	0	0	0	0	155	155	4.7
Reed, J.	7	19	64	0	0	0	83	11.9	7	19	64	0	0	0	83	11.9
Brown, J.	8	0	0	0	0	56	56	7.0	8	0	0	0	0	56	56	7.0
Jenkins, Je.	8	0	0	0	0	47	47	5.9	10	0	0	0	0	47	47	4.7
Clark, R.	7	-2	48	0	0	0	46	6.6	7	-2	48	0	0	0	46	6.6
Black, A.	8	0	0	0	0	42	42	5.2	43	0	0	0	0	233	233	5.4
Trattou, J.	8	0	0	0	0	35	35	4.4	47	0	0	0	0	88	88	1.9
Patton, S.	5	0	0	0	23	0	23	4.6	5	0	0	0	23	0	23	4.6
Brown, M.	3	23	0	0	0	0	23	7.7	3	23	0	0	0	0	23	7.7
Bostic, J.	8	0	0	0	0	9	9	1.1	20	0	0	0	0	9	9	0.4
Green, W.	8	0	0	0	8	0	8	1.0	35	0	0	23	8	0	31	0.9
Alli, S.	8	0	2	0	0	0	2	0.2	8	0	2	0	0	0	2	0.2
Brantley, J.	8	-70	0	0	0	0	-70	-8.8	25	5	0	0	0	0	5	0.2
TEAM	2	-74	0	0	0	0	-74	-37.0								
Total	8	1226	1527	112	815	359	4039	504.9								
Opponents	8	1045	1479	79	748	71	3422	427.8								

Field Goals	att	good	long	blkd	att	good	long	blkd
Henry, C	8	4	39	0	8	4	39	0
Sturgis, C	4	2	44	0	34	24	56	0
Total	12	6	44	0				
Opponents	12	10	49	1				

Punting	no.	yds	avg	lg	blk	no.	yds	avg	lg	blk
Henry, C	28	1366	48.8	75	0	143	6203	43.4	75	0
Total	28	1366	48.8	75	0					
Opponents	37	1571	42.5	57	0					

Kickoffs	no.	yds	avg	tb	ob	no.	yds	avg	tb	ob
Sturgis, C	27	1765	65.4	4	2	216	13875	64.2	26	14
Phillips, B.	9	572	63.6	0	0	9	572	63.6	0	0
Brust, Z.	6	352	58.7	0	0	6	352	58.7	0	0
Henry, C	1	68	68.0	0	1	1	68	68.0	0	1
Total	43	2757	64.1	4	3					
Opponents	36	2278	63.3	4	1					

2010 Florida Football
Florida Overall Team Statistics (as of Oct 31, 2010)
Conference games

Team Statistics	UF	OPP
SCORING	155	136
Points Per Game	25.8	22.7
FIRST DOWNS	116	110
Rushing	44	50
Passing	62	52
Penalty	10	8
RUSHING YARDAGE	876	797
Yards gained rushing	1049	915
Yards lost rushing	173	118
Rushing Attempts	230	215
Average Per Rush	3.8	3.7
Average Per Game	146.0	132.8
TDs Rushing	16	6
PASSING YARDAGE	1242	1185
Comp-Att-Int	113-181-7	91-160-8
Average Per Pass	6.9	7.4
Average Per Catch	11.0	13.0
Average Per Game	207.0	197.5
TDs Passing	2	10
TOTAL OFFENSE	2118	1982
Total Plays	411	375
Average Per Play	5.2	5.3
Average Per Game	353.0	330.3
KICK RETURNS: #-Yards	24-591	25-523
PUNT RETURNS: #-Yards	11-65	6-78
INT RETURNS: #-Yards	8-215	7-71
KICK RETURN AVERAGE	24.6	20.9
PUNT RETURN AVERAGE	5.9	13.0
INT RETURN AVERAGE	26.9	10.1
FUMBLES-LOST	11-5	5-3
PENALTIES-Yards	47-322	35-276
Average Per Game	53.7	46.0
PUNTS-Yards	23-1165	29-1238
Average Per Punt	50.7	42.7
Net punt average	44.7	37.7
TIME OF POSSESSION/Game	30:50	29:10
3RD-DOWN Conversions	34/79	33/81
3rd-Down Pct	43%	41%
4TH-DOWN Conversions	5/11	4/5
4th-Down Pct	45%	80%
SACKS BY-Yards	12-72	12-79
MISC YARDS	0	-27
TOUCHDOWNS SCORED	20	17
FIELD GOALS-ATTEMPTS	5-9	6-8
ON-SIDE KICKS	0-0	0-0
RED-ZONE SCORES	(20-27) 74%	(14-18) 78%
RED-ZONE TOUCHDOWNS	(17-27) 63%	(10-18) 56%
PAT-ATTEMPTS	(18-19) 95%	(14-14) 100%
ATTENDANCE	271785	204276
Games/Avg Per Game	3/90595	2/102138
Neutral Site Games		1/84444

Score by Quarters	1st	2nd	3rd	4th	OT	Total
Florida	14	52	40	46	3	155
Opponents	19	52	24	41	0	136

2010 Florida Football
Florida Overall Individual Statistics (as of Oct 31, 2010)
Conference games

Rushing	gp	att	gain	loss	net	avg	td	lg	avg/g
Demps, J.	5	59	274	23	251	4.3	1	18	50.2
Burton, T.	6	45	243	6	237	5.3	9	51	39.5
Hines, O.	6	10	123	2	121	12.1	1	36	20.2
Gillislee, M.	5	27	118	0	118	4.4	3	14	23.6
Moody, E.	5	29	111	8	103	3.6	0	19	20.6
Rainey, C.	1	16	89	5	84	5.2	1	20	84.0
Reed, J.	6	5	20	1	19	3.8	1	12	3.2
Debose, A.	5	1	9	0	9	9.0	0	9	1.8
Clark, R.	5	1	0	2	-2	-2.0	0	0	-0.4
TEAM	1	3	0	19	-19	-6.3	0	0	-19.0
Brantley, J.	6	34	62	107	-45	-1.3	0	12	-7.5
Total	6	230	1049	173	876	3.8	16	51	146.0
Opponents	6	215	915	118	797	3.7	6	30	132.8

Passing	gp	effic	comp-att-int	pct	yds	td	lg	avg/g
Brantley, J.	6	114.81	110-177-6	62.1	1174	2	51	195.7
Burton, T.	6	167.80	3-4-1	75.0	68	0	42	11.3
Total	6	115.98	113-181-7	62.4	1242	2	51	207.0
Opponents	6	129.71	91-160-8	56.9	1185	10	63	197.5

Receiving	gp	no.	yds	avg	td	lg	avg/g
Burton, T.	6	22	143	6.5	1	21	23.8
Thompson, D.	6	18	282	15.7	0	30	47.0
Moore, C.	6	15	256	17.1	0	51	42.7
Hammond, F.	6	11	150	13.6	1	23	25.0
Demps, J.	5	11	86	7.8	0	40	17.2
Hines, O.	6	9	124	13.8	0	42	20.7
Debose, A.	5	7	69	9.9	0	26	13.8
Gillislee, M.	5	6	17	2.8	0	13	3.4
Reed, J.	6	4	62	15.5	0	22	10.3
Clark, R.	5	4	33	8.2	0	14	6.6
Moody, E.	5	3	9	3.0	0	6	1.8
Rainey, C.	1	2	9	4.5	0	9	9.0
Alli, S.	6	1	2	2.0	0	2	0.3
Total	6	113	1242	11.0	2	51	207.0
Opponents	6	91	1185	13.0	10	63	197.5

Punt Returns	no.	yds	avg	td	lg
Jenkins, Ja.	11	65	5.9	0	33
Total	11	65	5.9	0	33
Opponents	6	78	13.0	0	41

Interceptions	no.	yds	avg	td	lg
Bostic, J.	2	10	5.0	0	10
Brown, J.	2	56	28.0	1	52
Hill, W.	2	102	51.0	0	89
Jenkins, Ja.	1	0	0.0	0	0
Jenkins, Je.	1	47	47.0	0	47
Total	8	215	26.9	1	89
Opponents	7	71	10.1	1	35

Kick Returns	no.	yds	avg	td	lg
Debose, A.	10	262	26.2	1	88
Rainey, C.	6	148	24.7	0	45
Demps, J.	4	109	27.2	0	43
Gillislee, M.	2	49	24.5	0	28
Green, W.	1	0	0.0	0	0
Patton, S.	1	23	23.0	0	23
Total	24	591	24.6	1	88
Opponents	25	523	20.9	0	51

Fumble Returns	no.	yds	avg	td	lg
Jenkins, Je.	1	10	10.0	0	10
Total	1	10	10.0	0	10
Opponents	0	0	0.0	0	0

2010 Florida Football
Florida Overall Individual Statistics (as of Oct 31, 2010)
Conference games

Scoring	td	fg	PAT				dxp	saf	pts
			kick	rush	rcv	pass			
Burton, T.	10	-	-	-	-	-	-	-	60
Henry, C	-	4-8	8-8	-	-	-	-	-	20
Gillislee, M.	3	-	-	-	-	-	-	-	18
Sturgis, C	-	1-1	10-11	-	-	-	-	-	13
Hammond, F.	1	-	-	-	1	-	-	-	8
Hines, O.	1	-	-	-	-	-	-	-	6
Debose, A.	1	-	-	-	-	-	-	-	6
Rainey, C.	1	-	-	-	-	-	-	-	6
Brown, J.	1	-	-	-	-	-	-	-	6
Demps, J.	1	-	-	-	-	-	-	-	6
Reed, J.	1	-	-	-	-	-	-	-	6
Brantley, J.	-	-	-	-	-	1-1	-	-	0
Total	20	5-9	18-19	-	1	1-1	-	-	155
Opponents	17	6-8	14-14	1-2	-	0-1	-	-	136

Total Offense	g	plays	rush	pass	total	avg/g
Brantley, J.	6	211	-45	1174	1129	188.2
Burton, T.	6	49	237	68	305	50.8
Demps, J.	5	59	251	0	251	50.2
Hines, O.	6	10	121	0	121	20.2
Gillislee, M.	5	27	118	0	118	23.6
Moody, E.	5	29	103	0	103	20.6
Rainey, C.	1	16	84	0	84	84.0
Reed, J.	6	5	19	0	19	3.2
Debose, A.	5	1	9	0	9	1.8
Clark, R.	5	1	-2	0	-2	-0.4
TEAM	1	3	-19	0	-19	-19.0
Total	6	411	876	1242	2118	353.0
Opponents	6	375	797	1185	1982	330.3

Field Goals	fg	pct.	01-19	20-29	30-39	40-49	50-99	lg	blk
Sturgis, C	1-1	100.0	0-0	0-0	0-0	1-1	0-0	44	0
Henry, C	4-8	50.0	0-0	1-2	3-4	0-2	0-0	39	0

Punting	no.	yds	avg	lg	tb	fc	i20	50+	blk
Henry, C	23	1165	50.7	75	3	5	8	11	0
Total	23	1165	50.7	75	3	5	8	11	0
Opponents	29	1238	42.7	53	4	5	12	4	0

FG Sequence	Florida	Opponents
Tennessee	(44)	(49)
Kentucky	-	35
Alabama	(39),(21)	(28)
LSU	25	(45),(39)
Mississippi State	38,42	(31),40
Georgia	42,(34),(37)	(28)

Kickoffs	no.	yds	avg	tb	ob	retn	net	ydln
Sturgis, C	14	917	65.5	2	1			
Phillips, B.	9	572	63.6	0	0			
Brust, Z.	6	352	58.7	0	0			
Henry, C	1	68	68.0	0	1			
Total	30	1909	63.6	2	2	20.9	44.9	25
Opponents	28	1807	64.5	3	1	24.6	41.3	28

Numbers in (parentheses) indicate field goal was made.

2010 Florida Football
Florida Overall Individual Statistics (as of Oct 31, 2010)
Conference games

<u>All Purpose</u>	<u>g</u>	<u>rush</u>	<u>rcv</u>	<u>pr</u>	<u>kr</u>	<u>ir</u>	<u>total</u>	<u>avg/g</u>
Demps, J.	5	251	86	0	109	0	446	89.2
Burton, T.	6	237	143	0	0	0	380	63.3
Debose, A.	5	9	69	0	262	0	340	68.0
Thompson, D.	6	0	282	0	0	0	282	47.0
Moore, C.	6	0	256	0	0	0	256	42.7
Hines, O.	6	121	124	0	0	0	245	40.8
Rainey, C.	1	84	9	0	148	0	241	241.0
Gillislee, M.	5	118	17	0	49	0	184	36.8
Hammond, F.	6	0	150	0	0	0	150	25.0
Moody, E.	5	103	9	0	0	0	112	22.4
Hill, W.	6	0	0	0	0	102	102	17.0
Reed, J.	6	19	62	0	0	0	81	13.5
Jenkins, Ja.	6	0	0	65	0	0	65	10.8
Brown, J.	6	0	0	0	0	56	56	9.3
Jenkins, Je.	6	0	0	0	0	47	47	7.8
Clark, R.	5	-2	33	0	0	0	31	6.2
Patton, S.	5	0	0	0	23	0	23	4.6
Bostic, J.	6	0	0	0	0	10	10	1.7
Alli, S.	6	0	2	0	0	0	2	0.3
TEAM	1	-19	0	0	0	0	-19	-19.0
Brantley, J.	6	-45	0	0	0	0	-45	-7.5
Total	6	876	1242	65	591	215	2989	498.2
Opponents	6	797	1185	78	523	71	2654	442.3

2010 Florida Football
Florida Overall Defensive Statistics (as of Oct 31, 2010)
Conference games

##	Defensive Leaders	gp	Tackles				Sacks	Pass defense			Fumbles		blkd	
			ua	a	tot	tfl/yds		int-yds	brup	qbh	rcv-yds	ff	kick	saf
35	Black, A.	6	37	15	52	3.5-25	1.0-20	.	2	.	1-0	2	.	.
10	Hill, W.	6	21	14	35	1.0-1	.	2-102	1	.	.	1	.	.
94	Trattou, J.	6	23	11	34	7.0-14	0.5-2
43	Jenkins, Je.	6	18	14	32	2.0-13	1.0-10	1-47	1	1	1-10	.	.	.
1	Jenkins, Ja.	6	16	10	26	2.0-7	.	1-0	2	1
44	Lemmens, D.	6	9	17	26	2.5-8	2.0-7	.	.	5
52	Bostic, J.	6	16	10	26	1.5-7	1.5-7	2-10	.	1
16	Jones, A.	6	15	10	25	2.0-2	.	.	2
92	Sanders, T.	6	6	9	15	1.5-2	.	.	1
40	Hicks, B.	6	6	8	14	1.5-7	1.5-7	.	.	1
6H	Howard, J	5	7	6	13	3.5-13	0.5-4
99	Hunter, O.	6	3	6	9	.	.	.	1	.	.	.	1	.
22	Elam, M	6	6	3	9	1.0-1	1.0-1	.	.	1	1-0	.	.	.
7P	Powell, R.	6	6	1	7	1.0-4	1.0-4
73	Floyd, S.	6	2	5	7	0.5-1
90	Marsh, L.	4	2	5	7
31	Riggs, C.	6	5	2	7	.	.	.	1
24	Evans, J.	6	4	2	6
85	Hammond, F.	6	3	2	5
8B	Brown, J.	6	4	1	5	.	.	2-56	4
96	Green, W.	6	3	1	4	1.0-5
48	Ball, N.	6	1	2	3
81	Clark, R.	5	1	2	3
91	Okine, E.	6	2	1	3	1.0-5	1.0-5
47	Antwine, B.	2	2	.	2	1.0-5	1.0-5
8	Burton, T.	6	1	1	2
83	Patton, S.	5	1	1	2
58	Easley, D.	3	1	1	2
82	Hines, O.	6	1	.	1
14	Watkins, J.	3	1	.	1
26	Edwards, L.	6	.	1	1
76	Gilbert, M.	6	1	.	1
17	Henry, C	6	1	.	1
98	Brust, Z.	1	1	.	1
13	Finley, D.	4	.	1	1
33	Brown, M.	1	.	1	1
4	Debose, A.	5	1	.	1
34	McCray, L.	3	.	1	1	0.5-1
54	Guido, C.	6	.	1	1
Total		6	227	165	392	34-121	12-72	8-215	15	10	3-10	3	1	.
Opponents		6	274	126	400	43-153	12-79	7-71	22	13	5-0	7	1	.

**2010 Florida Football
Florida Game Superlatives (as of Oct 31, 2010)
All games**

INDIVIDUAL GAME HIGHS

Rushes	26	Demps, J. at Tennessee (Sep 18, 2010)
Yards Rushing	139	Demps, J. vs USF (Sep 11, 2010)
TD Rushes	5	Burton, T. vs Kentucky (Sep 25, 2010)
Long Rush	72	Demps, J. vs Miami (Sept 4, 2010)
Pass attempts	39	Brantley, J. vs Mississippi State (Oct 16, 2010)
Pass completions	24	Brantley, J. vs Kentucky (Sep 25, 2010)
	24	Brantley, J. vs Mississippi State (Oct 16, 2010)
Yards Passing	248	Brantley, J. vs Kentucky (Sep 25, 2010)
TD Passes	2	Brantley, J. vs Miami (Sept 4, 2010)
	2	Brantley, J. vs USF (Sep 11, 2010)
Long Pass	51	Brantley, J. vs LSU (Oct 9, 2010)
Receptions	6	Rainey, C. vs Miami (Sept 4, 2010)
	6	Thompson, D. vs USF (Sep 11, 2010)
Yards Receiving	95	Moore, C. vs LSU (Oct 9, 2010)
TD Receptions	1	Hines, O. vs Miami (Sept 4, 2010)
	1	Rainey, C. vs Miami (Sept 4, 2010)
	1	Moore, C. vs USF (Sep 11, 2010)
	1	Reed, J. vs USF (Sep 11, 2010)
	1	Hammond, F. at Tennessee (Sep 18, 2010)
	1	Burton, T. vs Kentucky (Sep 25, 2010)
Long Reception	51	Moore, C. vs LSU (Oct 9, 2010)
Field Goals	2	Henry, C at Alabama (Oct 02, 2010)
	2	Henry, C vs Georgia (Oct 30, 2010)
Long Field Goal	44	Sturgis, C at Tennessee (Sep 18, 2010)
Punts	6	Henry, C vs Georgia (Oct 30, 2010)
Punting Avg	62.3	Henry, C at Alabama (Oct 02, 2010)
Long Punt	75	Henry, C at Alabama (Oct 02, 2010)
Long Punt Return	33	Jenkins, Ja. vs Kentucky (Sep 25, 2010)
Long Kickoff Return	88	Debose, A. vs LSU (Oct 9, 2010)
Tackles	13	Black, A. vs LSU (Oct 9, 2010)
Sacks	2.0	Howard, J vs Miami (Sept 4, 2010)
Tackles For Loss	2.5	Howard, J vs Miami (Sept 4, 2010)
Interceptions	2	Black, A. vs USF (Sep 11, 2010)
	2	Hill, W. vs Georgia (Oct 30, 2010)

2010 Florida Football
Florida Game Superlatives (as of Oct 31, 2010)
All games

TEAM GAME HIGHS

Rushes	50	vs Georgia (Oct 30, 2010)
Yards Rushing	251	vs USF (Sep 11, 2010)
Yards Per Rush	6.8	vs USF (Sep 11, 2010)
TD Rushes	5	vs Kentucky (Sep 25, 2010)
Pass attempts	39	vs Mississippi State (Oct 16, 2010)
Pass completions	25	vs Kentucky (Sep 25, 2010)
Yards Passing	290	vs Kentucky (Sep 25, 2010)
Yards Per Pass	8.1	vs Georgia (Oct 30, 2010)
TD Passes	2	vs Miami (Sept 4, 2010)
	2	vs USF (Sep 11, 2010)
Total Plays	77	vs Georgia (Oct 30, 2010)
Total Offense	466	vs Kentucky (Sep 25, 2010)
Yards Per Play	6.8	vs Kentucky (Sep 25, 2010)
Points	48	vs Kentucky (Sep 25, 2010)
Sacks By	6	at Tennessee (Sep 18, 2010)
First Downs	26	vs Kentucky (Sep 25, 2010)
Penalties	11	vs LSU (Oct 9, 2010)
Penalty Yards	69	vs LSU (Oct 9, 2010)
Turnovers	4	at Alabama (Oct 02, 2010)
Interceptions By	4	vs Miami (Sept 4, 2010)
	4	vs USF (Sep 11, 2010)

2010 Florida Football
Florida Game Superlatives (as of Oct 31, 2010)
All games

OPPONENT INDIVIDUAL GAME HIGHS

Rushes	28	Stevan Ridley, vs LSU (Oct 9, 2010)
Yards Rushing	107	DANIELS,BJ, vs USF (Sep 11, 2010)
TD Rushes	2	Mark Ingram, at Alabama (Oct 02, 2010)
	2	Jo. Jefferson, vs LSU (Oct 9, 2010)
Long Rush	33	MURRAY, Demetri, vs USF (Sep 11, 2010)
Pass attempts	44	DYSERT, Zac, vs Miami (Sept 4, 2010)
Pass completions	25	DYSERT, Zac, vs Miami (Sept 4, 2010)
Yards Passing	313	Aaron Murray, vs Georgia (Oct 30, 2010)
TD Passes	3	Aaron Murray, vs Georgia (Oct 30, 2010)
Long Pass	63	Aaron Murray, vs Georgia (Oct 30, 2010)
Receptions	11	ROBINSON, A., vs Miami (Sept 4, 2010)
Yards Receiving	114	Chris Matthews, vs Kentucky (Sep 25, 2010)
TD Receptions	2	Chris Matthews, vs Kentucky (Sep 25, 2010)
	2	T. Toliver, vs LSU (Oct 9, 2010)
Long Reception	63	Tavarres King, vs Georgia (Oct 30, 2010)
Field Goals	4	COOK, Trevor, vs Miami (Sept 4, 2010)
Long Field Goal	49	Lincoln, D., at Tennessee (Sep 18, 2010)
Punts	6	Heath Hutchins, vs Mississippi State (Oct 16, 2010)
Punting Avg	48.8	BROCKHAUS-KANN, vs USF (Sep 11, 2010)
Long Punt	57	BROCKHAUS-KANN, vs USF (Sep 11, 2010)
Long Punt Return	41	Julio Jones, at Alabama (Oct 02, 2010)
Long Kickoff Return	51	Brandon Boykin, vs Georgia (Oct 30, 2010)
Tackles	14	Reveiz, N., at Tennessee (Sep 18, 2010)
	14	Bacarri Rambo, vs Georgia (Oct 30, 2010)
Sacks	2.5	Chris White, vs Mississippi State (Oct 16, 2010)
Tackles For Loss	4.5	Drake Nevis, vs LSU (Oct 9, 2010)
	4.5	Chris White, vs Mississippi State (Oct 16, 2010)
Interceptions	1	Ridge Wilson, vs Kentucky (Sep 25, 2010)
	1	Dre Kirkpatrick, at Alabama (Oct 02, 2010)
	1	C.J. Mosley, at Alabama (Oct 02, 2010)
	1	Nico Johnson, at Alabama (Oct 02, 2010)
	1	Mo. Claiborne, vs LSU (Oct 9, 2010)
	1	Johnthan Banks, vs Mississippi State (Oct 16, 2010)
	1	Branden Smith, vs Georgia (Oct 30, 2010)

2010 Florida Football
Florida Game Superlatives (as of Oct 31, 2010)
All games

OPPONENT TEAM GAME HIGHS

Rushes	49	vs Mississippi State (Oct 16, 2010)
Yards Rushing	244	vs USF (Sep 11, 2010)
Yards Per Rush	6.3	vs USF (Sep 11, 2010)
TD Rushes	2	at Alabama (Oct 02, 2010)
	2	vs LSU (Oct 9, 2010)
Pass attempts	46	vs Miami (Sept 4, 2010)
Pass completions	26	vs Miami (Sept 4, 2010)
Yards Passing	313	vs Georgia (Oct 30, 2010)
Yards Per Pass	9.3	vs LSU (Oct 9, 2010)
TD Passes	3	vs Georgia (Oct 30, 2010)
Total Plays	71	vs LSU (Oct 9, 2010)
	71	vs Georgia (Oct 30, 2010)
Total Offense	439	vs Georgia (Oct 30, 2010)
Yards Per Play	6.2	vs Georgia (Oct 30, 2010)
Points	33	vs LSU (Oct 9, 2010)
Sacks By	3	vs LSU (Oct 9, 2010)
	3	vs Mississippi State (Oct 16, 2010)
	3	vs Georgia (Oct 30, 2010)
First Downs	23	vs Kentucky (Sep 25, 2010)
Penalties	9	vs Miami (Sept 4, 2010)
	9	at Tennessee (Sep 18, 2010)
Penalty Yards	61	vs LSU (Oct 9, 2010)
Turnovers	5	vs USF (Sep 11, 2010)
Interceptions By	3	at Alabama (Oct 02, 2010)

Florida Inside Opponent Red-Zone

Opponents Inside Florida Red-Zone

			Times	Times	Total		Rush	Pass	FGs	Failed to score inside RZ						
Date	Opponent	Score	In RZ	Scored	Pts	TDs	TDs	TDs	Made	FGA	Down	Int	Fumb	Half	Game	
Sept 4, 2010	MIAMI	W 34-12	4	4	12	0	0	0	4	0	0	0	0	0	0	
Sep 11, 2010	USF	W 38-14	3	2	14	2	1	1	0	0	0	0	1	0	0	
Sep 18, 2010	at Tennessee	W 31-17	1	0	0	0	0	0	0	0	0	1	0	0	0	
Sep 25, 2010	KENTUCKY	W 48-14	3	1	7	1	0	1	0	1	0	0	0	1	0	
Oct 02, 2010	at Alabama	L 6-31	4	4	24	3	2	1	1	0	0	0	0	0	0	
Oct 9, 2010	LSU	L 29-33	4	4	23	3	2	1	1	0	0	0	0	0	0	
Oct 16, 2010	MISSISSIPPI STATE	L 7-10	3	2	10	1	1	0	1	1	0	0	0	0	0	
Oct 30, 2010	vs Georgia	W 34-31	3	3	16	2	1	1	1	0	0	0	0	0	0	
Totals			25	20	106	12	7	5	8	2	0	1	1	1	0	
20 of 25 (80.0%)																

2010 Florida Football
Florida By-Quarter Statistics (as of Oct 31, 2010)
All games

3rd-Down Conversions

Date	Opponent	Score	Overall		1st Qtr		2nd Qtr		3rd Qtr		4th Qtr		Overtime	
Sept 4, 2010	MIAMI	W 34-12	3-12	25.0	1-4	25.0	1-1	100.0	0-4	0.0	1-3	33.3		
Sep 11, 2010	USF	W 38-14	5-13	38.5	1-3	33.3	1-4	25.0	0-1	0.0	3-5	60.0		
Sep 18, 2010	at Tennessee	W 31-17	8-14	57.1	2-4	50.0	1-2	50.0	3-5	60.0	2-3	66.7		
Sep 25, 2010	KENTUCKY	W 48-14	7-11	63.6	2-3	66.7	1-4	25.0	3-3	100.0	1-1	100.0		
Oct 02, 2010	at Alabama	L 6-31	3-13	23.1	1-2	50.0	0-5	0.0	2-4	50.0	0-2	0.0		
Oct 9, 2010	LSU	L 29-33	6-11	54.5	1-2	50.0	1-3	33.3	2-3	66.7	2-3	66.7		
Oct 16, 2010	MISSISSIPPI STATE	L 7-10	6-16	37.5	0-3	0.0	2-6	33.3	3-4	75.0	1-3	33.3		
Oct 30, 2010	vs Georgia	W 34-31	4-14	28.6	2-4	50.0	1-3	33.3	0-2	0.0	1-4	25.0	0-1	0.0
	Florida		42-104	40.4	10-25	40.0	8-28	28.6	13-26	50.0	11-24	45.8	0-1	0.0
	Opponents		42-108	38.9	11-28	39.3	11-31	35.5	9-20	45.0	11-28	39.3	0-1	0.0

4th-Down Conversions

Date	Opponent	Score	Overall		1st Qtr		2nd Qtr		3rd Qtr		4th Qtr		Overtime	
Sept 4, 2010	MIAMI	W 34-12	3-5	60.0	0-1	0.0	0-0	0.0	1-2	50.0	2-2	100.0		
Sep 11, 2010	USF	W 38-14	2-2	100.0	0-0	0.0	1-1	100.0	0-0	0.0	1-1	100.0		
Sep 18, 2010	at Tennessee	W 31-17	1-2	50.0	0-1	0.0	0-0	0.0	1-1	100.0	0-0	0.0		
Sep 25, 2010	KENTUCKY	W 48-14	1-1	100.0	1-1	100.0	0-0	0.0	0-0	0.0	0-0	0.0		
Oct 02, 2010	at Alabama	L 6-31	1-3	33.3	0-1	0.0	1-1	100.0	0-0	0.0	0-1	0.0		
Oct 9, 2010	LSU	L 29-33	0-0	0.0	0-0	0.0	0-0	0.0	0-0	0.0	0-0	0.0		
Oct 16, 2010	MISSISSIPPI STATE	L 7-10	2-4	50.0	0-1	0.0	1-2	50.0	0-0	0.0	1-1	100.0		
Oct 30, 2010	vs Georgia	W 34-31	0-1	0.0	0-0	0.0	0-0	0.0	0-1	0.0	0-0	0.0	0-0	0.0
	Florida		10-18	55.6	1-5	20.0	3-4	75.0	2-4	50.0	4-5	80.0	0-0	0.0
	Opponents		5-7	71.4	0-0	0.0	3-4	75.0	0-0	0.0	2-3	66.7	0-0	0.0

Time of Possession

Date	Opponent	Score	Overall		1st Qtr		2nd Qtr		3rd Qtr		4th Qtr		Overtime	
Sept 4, 2010	MIAMI	W 34-12	25:16		6:16		3:27		8:26		7:07			
Sep 11, 2010	USF	W 38-14	31:55		4:23		9:11		6:55		11:26			
Sep 18, 2010	at Tennessee	W 31-17	36:46		8:33		7:35		11:29		9:09			
Sep 25, 2010	KENTUCKY	W 48-14	30:05		8:40		6:18		10:53		4:14			
Oct 02, 2010	at Alabama	L 6-31	32:50		7:07		7:13		12:29		6:01			
Oct 9, 2010	LSU	L 29-33	25:52		6:49		5:07		7:45		6:11			
Oct 16, 2010	MISSISSIPPI STATE	L 7-10	28:46		5:20		10:51		7:33		5:02			
Oct 30, 2010	vs Georgia	W 34-31	30:38		7:49		7:16		5:10		10:23		0:00	
	Florida	Total	242:08		54:57		56:58		70:40		59:33		0:00	
		Avg.	30:16		6:52		7:07		8:50		7:26		0:00	
	Opponents	Total	237:52		65:03		63:02		49:20		60:27		0:00	
		Avg.	29:44		8:07		7:52		6:10		7:33		0:00	

2010 Florida Football
Florida Team Game-by-Game (as of Oct 31, 2010)
All games

TEAM STATISTICS

		Rushing				Receiving				Passing				Kick Returns				Punt Returns				tot		
Date	Opponent	no.	yds	td	lg	no.	yds	td	lg	cmp	att	int	yds	td	lg	no.	yds	td	lg	no.	yds	td	lg	off
Sept 4	MIAMI	31	99	2	72	17	113	2	25	17-25-0	113	2	25	5	129	0	50	2	15	0	15		212	
Sep 11	USF	37	251	2	62	18	172	2	23	18-31-0	172	2	23	2	95	0	54	3	32	0	30		423	
Sep 18	at Tennessee	49	150	3	36	14	167	1	24	14-23-0	167	1	24	2	70	0	43	2	6	0	4		317	
Sep 25	KENTUCKY	33	176	5	19	25	290	1	42	25-36-1	290	1	42	2	39	0	22	3	38	0	33		466	
Oct 02	at Alabama	31	79	0	19	16	202	0	26	16-32-3	202	0	26	5	117	0	28	2	6	0	8		281	
Oct 9	LSU	32	89	3	17	16	154	0	51	16-24-1	154	0	51	6	154	1	88	2	10	0	10		243	
Oct 16	MISSISSIPPI STATE	35	151	1	31	24	210	0	23	24-39-1	210	0	23	3	63	0	23	1	5	0	5		361	
Oct 30	vs Georgia	50	231	4	51	18	219	0	40	18-27-1	219	0	40	6	148	0	45	1	0	0	0		450	
Florida		298	1226	20	72	148	1527	6	51	148-237-7	1527	6	51	31	815	1	88	16	112	0	33		2753	
		276	1045	7	33	123	1479	11	63	123-229-16	1479	11	63	35	748	0	51	7	79	0	41		2524	

Games played: 8

Avg per rush: 4.1

Avg per catch: 10.3

Pass efficiency: 119.02

Kick ret avg: 26.3

Punt ret avg: 7.0

All purpose avg/game: 504.9

Total offense avg/gm: 344.1

Date	Opponent	Tackles				Sacks no-yds	Fumble		Pass Defense			Blkd kick	PAT Attempts			saf	pts
		ua	a	total	tfl-yds		ff	fr-yds	int-yds	qbh	brup		kick	rush	rcv		
Sept 4	MIAMI	38	28	66	8.0-40	2.0-12	0	0-0	4-106	0	4	0	4-5	0	0	0	34
Sep 11	USF	34	24	58	4.0-18	1.0-6	0	1-0	4-38	0	4	0	5-5	0	0	0	38
Sep 18	at Tennessee	32	28	60	8.0-38	6.0-34	1	1-0	2-4	4	2	0	4-4	0	0	0	31
Sep 25	KENTUCKY	42	22	64	6.0-13	1.0-5	0	0-0	2-62	2	5	1	6-7	0	0	0	48
Oct 02	at Alabama	35	25	60	4.0-8	2.0-2	1	0-0	0-0	2	1	0	0-0	0	0	0	6
Oct 9	LSU	45	36	81	7.0-20	1.0-8	0	1-0	1-47	1	2	0	3-3	0	1	0	29
Oct 16	MISSISSIPPI STATE	30	42	72	4.0-10	0.0-0	0	0-0	0-0	1	1	0	1-1	0	0	0	7
Oct 30	vs Georgia	43	12	55	5.0-32	2.0-23	1	1-10	3-102	0	4	0	4-4	0	0	0	34
Florida		299	217	516	46.0-179	15.0-90	3	4-10	16-359	10	23	1	27-29	0	1	0	227
		356	160	516	53.0-202	13.0-90	10	8-6	7-71	14	28	1	16-16	1	0	0	162

Date	Opponent	Punting										Field Goals			Kickoffs				
		no.	yds	avg	long	blkd	tb	fc	50+	i20		md-att	long	blkd	no.	yds	avg	tb	ob
Sept 4	MIAMI	1	27	27.0	27	0	0	0	0	0		0-1	0	0	6	383	63.8	0	0
Sep 11	USF	4	174	43.5	50	0	0	2	1	2		1-2	22	0	7	465	66.4	2	1
Sep 18	at Tennessee	3	131	43.7	47	0	0	0	0	2		1-1	44	0	6	395	65.8	0	0
Sep 25	KENTUCKY	3	168	56.0	61	0	1	1	2	0		0-0	0	0	8	522	65.2	2	1
Oct 02	at Alabama	3	187	62.3	75	0	0	0	3	2		2-2	39	0	3	198	66.0	0	0
Oct 9	LSU	4	210	52.5	58	0	1	1	3	1		0-1	0	0	5	331	66.2	0	0
Oct 16	MISSISSIPPI STATE	4	188	47.0	67	0	0	2	1	1		0-2	0	0	2	111	55.5	0	1
Oct 30	vs Georgia	6	281	46.8	61	0	1	1	2	2		2-3	37	0	6	352	58.7	0	0
Florida		28	1366	48.8	75	0	3	7	12	10		6-12	44	0	43	2757	64.1	4	3
		37	1571	42.5	57	0	4	7	6	14		10-12	49	1	36	2278	63.3	4	1

2010 Florida Football
Florida Opponent Game-by-Game (as of Oct 31, 2010)
All games

OPPONENT STATISTICS

Date	Opponent	Rushing				Receiving				Passing				Kick Returns				Punt Returns				tot off
		no.	yds	td	lg	no.	yds	td	lg	cmp-att-int	yds	td	lg	no.	yds	td	lg	no.	yds	td	lg	
Sept 4	MIAMI	22	4	0	9	26	208	0	19	26-46-4	208	0	19	6	125	0	27	0	0	0	0	212
Sep 11	USF	39	244	1	33	6	86	1	51	6-23-4	86	1	51	4	100	0	39	1	1	0	1	330
Sep 18	at Tennessee	23	29	0	12	19	259	2	49	19-31-2	259	2	49	6	114	0	25	1	2	0	2	288
Sep 25	KENTUCKY	28	99	0	13	22	253	2	42	22-41-2	253	2	42	5	102	0	24	1	21	0	21	352
Oct 02	at Alabama	34	170	2	30	12	103	1	19	12-18-0	103	1	19	3	58	0	23	1	41	0	41	273
Oct 9	LSU	47	161	2	25	16	224	2	38	16-24-1	224	2	38	5	138	0	32	1	0	0	0	385
Oct 16	MISSISSIPPI STATE	49	212	1	18	4	33	0	30	4-9-0	33	0	30	1	0	0	0	0	0	0	0	245
Oct 30	vs Georgia	34	126	1	19	18	313	3	63	18-37-3	313	3	63	5	111	0	51	2	14	0	16	439
Opponents		276	1045	7	33	123	1479	11	63	123-229-16	1479	11	63	35	748	0	51	7	79	0	41	2524
		298	1226	20	72	148	1527	6	51	148-237-7	1527	6	51	31	815	1	88	16	112	0	33	2753

Games played: 8
 Avg per rush: 3.8
 Avg per catch: 12.0
 Pass efficiency: 109.84
 Kick ret avg: 21.4
 Punt ret avg: 11.3
 All purpose avg/game: 427.8
 Total offense avg/gm: 315.5

Date	Opponent	Tackles				Sacks no-yds	Fumble		Pass Defense			Blkd kick	PAT Attempts			saf	pts
		ua	a	total	tfl-yds		ff	fr-yds	int-yds	qbh	brup		kick	rush	rcv		
Sept 4	MIAMI	40	14	54	7.0-31	0.0-0	2	3-6	0-0	0	1	0	0-0	0	0	0	12
Sep 11	USF	42	20	62	3.0-18	1.0-11	1	0-0	0-0	1	5	0	2-2	0	0	0	14
Sep 18	at Tennessee	36	40	76	7.0-24	1.0-8	1	2-0	0-0	2	3	0	2-2	0	0	0	17
Sep 25	KENTUCKY	46	12	58	3.0-8	1.0-4	0	0-0	1-0	1	4	1	2-2	0	0	0	14
Oct 02	at Alabama	42	20	62	8.0-25	1.0-8	1	1-0	3-44	9	8	0	4-4	0	0	0	31
Oct 9	LSU	46	10	56	9.0-31	3.0-20	2	1-0	1-15	0	3	0	3-3	0	0	0	33
Oct 16	MISSISSIPPI STATE	47	24	71	10.0-37	3.0-18	2	1-0	1-12	1	2	0	1-1	0	0	0	10
Oct 30	vs Georgia	57	20	77	6.0-28	3.0-21	1	0-0	1-0	0	2	0	2-2	1	0	0	31
Opponents		356	160	516	53.0-202	13.0-90	10	8-6	7-71	14	28	1	16-16	1	0	0	162
		299	217	516	46.0-179	15.0-90	3	4-10	16-359	10	23	1	27-29	0	1	0	227

Date	Opponent	Punting										Field Goals			Kickoffs				
		no.	yds	avg	long	blkd	tb	fc	50+	i20		md-att	long	blkd	no.	yds	avg	tb	ob
Sept 4	MIAMI	3	89	29.7	41	0	0	1	0	0		4-4	33	0	5	269	53.8	0	0
Sep 11	USF	5	244	48.8	57	0	0	1	2	2		0-0	0	0	3	202	67.3	1	0
Sep 18	at Tennessee	5	222	44.4	48	0	0	1	0	1		1-1	49	0	4	251	62.8	1	1
Sep 25	KENTUCKY	5	201	40.2	49	0	0	1	0	2		0-1	0	1	3	210	70.0	1	0
Oct 02	at Alabama	4	161	40.2	53	0	0	0	1	1		1-1	28	0	6	408	68.0	1	0
Oct 9	LSU	4	167	41.8	48	0	1	0	0	2		2-2	45	0	6	359	59.8	0	0
Oct 16	MISSISSIPPI STATE	6	260	43.3	50	0	2	0	1	3		1-2	31	0	3	189	63.0	0	0
Oct 30	vs Georgia	5	227	45.4	51	0	1	3	2	3		1-1	28	0	6	390	65.0	0	0
Opponents		37	1571	42.5	57	0	4	7	6	14		10-12	49	1	36	2278	63.3	4	1
		28	1366	48.8	75	0	3	7	12	10		6-12	44	0	43	2757	64.1	4	3

2010 Florida Football
Florida Team Game-by-Game Comparison (as of Oct 31, 2010)
All games

Opponent	Score	First Downs				Rushing Number-Yards	Passing		Total Offense Plays-Yards	Return Yards	Turn- Overs
		Total	Rush	Pass	Pen		Comp-Att-Int	Yards			
MIAMI	34 - 12	12 / 16	4 / 3	7 / 10	1 / 3	31-99 / 22-4	17-25-0 / 26-46-4	113 / 208	56-212 / 68-212	250 / 131	3 / 4
USF	38 - 14	21 / 16	10 / 13	10 / 2	1 / 1	37-251 / 39-244	18-31-0 / 6-23-4	172 / 86	68-423 / 62-330	165 / 101	0 / 5
Tennessee	31 - 17	18 / 11	6 / 3	11 / 8	1 / 0	49-150 / 23-29	14-23-0 / 19-31-2	167 / 259	72-317 / 54-288	80 / 116	2 / 3
KENTUCKY	48 - 14	26 / 23	11 / 7	14 / 13	1 / 3	33-176 / 28-99	25-36-1 / 22-41-2	290 / 253	69-466 / 69-352	139 / 123	1 / 2
Alabama	6 - 31	17 / 18	4 / 10	10 / 7	3 / 1	31-79 / 34-170	16-32-3 / 12-18-0	202 / 103	63-281 / 52-273	123 / 143	4 / 0
LSU	29 - 33	12 / 20	4 / 9	5 / 9	3 / 2	32-89 / 47-161	16-24-1 / 16-24-1	154 / 224	56-243 / 71-385	211 / 153	2 / 2
MISSISSIPPI STATE	7 - 10	20 / 16	9 / 14	10 / 1	1 / 1	35-151 / 49-212	24-39-1 / 4-9-0	210 / 33	74-361 / 58-245	68 / 12	2 / 0
Georgia	34 - 31	23 / 22	10 / 7	12 / 14	1 / 1	50-231 / 34-126	18-27-1 / 18-37-3	219 / 313	77-450 / 71-439	260 / 125	1 / 4
Totals	227 - 162	149 / 142	58 / 66	79 / 64	12 / 12	298-1226 / 276-1045	148-237-7 / 123-229-16	1527 / 1479	535-2753 / 505-2524	1296 / 904	15 / 20

Opponent	3rd Down Conversions	4th Down Conversions	Time of Possession	TOP Margin	Avg Yds/Rush	Avg Yds/Pass	Avg Yds/Play	Punting Number-Avg	Penalties Number-Yards	Sacks
MIAMI	3-12 / 4-15	3-5 / 1-2	25:16 / 34:44	-9:28	3.2 / 0.2	4.5 / 4.5	3.8 / 3.1	1-27.0 / 3-29.7	6-51 / 9-51	2 / 0
USF	5-13 / 5-12	2-2 / 0-0	31:55 / 28:05	3:50	6.8 / 6.3	5.5 / 3.7	6.2 / 5.3	4-43.5 / 5-48.8	8-56 / 7-45	1 / 1
Tennessee	8-14 / 2-13	1-2 / 1-2	36:46 / 23:14	13:32	3.1 / 1.3	7.3 / 8.4	4.4 / 5.3	3-43.7 / 5-44.4	5-25 / 9-54	6 / 1
KENTUCKY	7-11 / 5-14	1-1 / 1-1	30:05 / 29:55	0:10	5.3 / 3.5	8.1 / 6.2	6.8 / 5.1	3-56.0 / 5-40.2	9-65 / 7-44	1 / 1
Alabama	3-13 / 4-9	1-3 / 0-0	32:50 / 27:10	5:40	2.5 / 5.0	6.3 / 5.7	4.5 / 5.2	3-62.3 / 4-40.2	7-49 / 5-47	2 / 1
LSU	6-11 / 8-16	0-0 / 2-2	25:52 / 34:08	-8:16	2.8 / 3.4	6.4 / 9.3	4.3 / 5.4	4-52.5 / 4-41.8	11-69 / 6-61	1 / 3
MISSISSIPPI STATE	6-16 / 6-14	2-4 / 0-0	28:46 / 31:14	-2:28	4.3 / 4.3	5.4 / 3.7	4.9 / 4.2	4-47.0 / 6-43.3	6-60 / 6-45	0 / 3
Georgia	4-14 / 8-15	0-1 / 0-0	30:38 / 29:22	1:16	4.6 / 3.7	8.1 / 8.5	5.8 / 6.2	6-46.8 / 5-45.4	9-54 / 2-25	2 / 3
Totals	42-104 / 42-108	10-18 / 5-7	242:08 / 237:52	4:16	4.1 / 3.8	6.4 / 6.5	5.1 / 5.0	28-48.8 / 37-42.5	61-429 / 51-372	15 / 13

Note: Game totals are displayed in the format TEAM/OPPONENT for each category

2010 Florida Football
Florida Passing Game-by-Game (as of Oct 31, 2010)
All games

#12 Brantley, J.	Comp	Att	Int	Pct	Yards	TD	Long	Sacked	Effic
Miami	17	25	0	68.0	113	2	25	0-0	132.37
USF	18	31	0	58.1	172	2	23	1-11	125.96
Tennessee	14	23	0	60.9	167	1	24	1-8	136.21
Kentucky	24	35	1	68.6	248	1	30	1-4	131.81
Alabama	16	31	2	51.6	202	0	26	1-8	93.45
LSU	16	24	1	66.7	154	0	51	3-20	112.23
Mississippi State	24	39	1	61.5	210	0	23	3-18	101.64
Georgia	16	25	1	64.0	193	0	40	3-21	120.85
TOTALS	145	233	6	62.2	1459	6	51	13-90	118.18

#13 Burton, T.	Comp	Att	Int	Pct	Yards	TD	Long	Sacked	Effic
Kentucky	1	1	0	100.0	42	0	42	0-0	452.80
Alabama	0	1	1	0.0	0	0	0	0-0	-200.00
Georgia	2	2	0	100.0	26	0	23	0-0	209.20
TOTALS	3	4	1	75.0	68	0	42	0-0	167.80

2010 Florida Football
Florida Rushing/Receiving Game-by-Game (as of Oct 31, 2010)
All games

RUSHING	No-Yds/TD	MU	USF	UT	UK	UA	LSU	MS	GA
Demps, J. RB	78-488/3	8-98/1	11-139/1	26-73/0	8-57/0	11-47/0	DNP	5-36/0	9-38/1
Burton, T. QB	49-248/10	2-4/1	2-7/0	2-4/1	5-40/5	4-5/0	9-35/1	8-43/0	17-110/2
Gillislee, M. RB	37-202/4	6-55/0	4-29/1	8-27/2	6-32/0	1-6/0	6-20/1	6-33/0	DNP
Moody, E. RB	48-162/0	5-5/0	14-54/0	5-20/0	10-46/0	6-3/0	8-34/0	-	DNP
Hines, O. WR	10-121/1	-	-	1-36/0	-	1-19/0	1-10/0	6-58/1	1--2/0
Rainey, C. WR	20-100/1	3-1/0	1-15/0	DNP	DNP	DNP	DNP	DNP	16-84/1
Brown, M. RB	3-23/0	-	3-23/0	DNP	-	DNP	DNP	DNP	DNP
Reed, J. TE	5-19/1	DNP	-	-	-	-	2-0/1	-	3-19/0
Debose, A. WR	1-9/0	DNP	-	-	-	-	1-9/0	-	DNP
Clark, R. WR	1--2/0	-	-	-	-	-	-	1--2/0	DNP
Brantley, J. QB	39--70/0	3--9/0	2--16/0	4-9/0	4-1/0	8--1/0	5--19/0	9--17/0	4--18/0
TEAM	7--74/0	4--55/0	DNP	3--19/0	DNP	DNP	DNP	DNP	DNP

RECEIVING	No-Yds/TD	MU	USF	UT	UK	UA	LSU	MS	GA
Thompson, D. WR	27-389/0	3-24/0	6-83/0	4-55/0	5-86/0	3-60/0	2-20/0	2-25/0	2-36/0
Moore, C. WR	20-296/1	-	5-40/1	2-26/0	4-72/0	2-28/0	4-95/0	3-35/0	-
Hines, O. WR	14-179/1	3-49/1	2-6/0	2-15/0	2-55/0	1-4/0	-	-	4-50/0
Hammond, F. WR	11-150/1	DNP	DNP	1-7/1	-	2-28/0	-	5-69/0	3-46/0
Burton, T. QB	25-150/1	1-2/0	2-5/0	-	5-37/1	4-33/0	3-1/0	5-37/0	5-35/0
Demps, J. RB	16-111/0	4-4/0	1-21/0	3-34/0	3-2/0	-	DNP	3-7/0	2-43/0
Debose, A. WR	7-69/0	DNP	-	-	4-36/0	2-30/0	-	1-3/0	DNP
Reed, J. TE	5-64/1	DNP	1-2/1	1-22/0	-	1-17/0	1-12/0	1-11/0	-
Clark, R. WR	5-48/0	-	1-15/0	1-8/0	1-4/0	-	-	2-21/0	DNP
Rainey, C. WR	8-43/1	6-34/1	-	DNP	DNP	DNP	DNP	DNP	2-9/0
Gillislee, M. RB	6-17/0	-	-	-	1--2/0	-	3-17/0	2-2/0	DNP
Moody, E. RB	3-9/0	-	-	-	-	-	3-9/0	-	DNP
Alli, S. WR	1-2/0	-	-	-	-	1-2/0	-	-	-

2010 Florida Football
Florida Return Stats Game-by-Game (as of Oct 31, 2010)
All games

PUNT RETURNS	No-Yds	MU	USF	UT	UK	UA	LSU	MS	GA
Jenkins, Ja.	12-95	-	1-30	2-6	3-38	2-6	2-10	1-5	1-0
Rainey, C.	3-17	1-15	2-2	DNP	DNP	DNP	DNP	DNP	-
Elam, M	1-0	1-0	-	-	-	-	-	-	-

KICK RETURNS	No-Yds	MU	USF	UT	UK	UA	LSU	MS	GA
Debose, A.	10-262	DNP	-	-	-	2-45	5-154	3-63	DNP
Demps, J.	8-260	2-56	2-95	2-70	2-39	-	DNP	-	-
Rainey, C.	6-148	-	-	DNP	DNP	DNP	DNP	DNP	6-148
Gillislee, M.	4-114	2-65	-	-	-	2-49	-	-	DNP
Patton, S.	1-23	DNP	DNP	DNP	-	1-23	-	-	-
Green, W.	2-8	1-8	-	-	-	-	1-0	-	-

INT. RETURNS	No-Yds	MU	USF	UT	UK	UA	LSU	MS	GA
Jenkins, Ja.	3-68	1-67	1-1	-	-	-	-	-	1-0
Bostic, J.	3-9	1--1	-	1-0	1-10	-	-	-	-
Black, A.	3-42	1-40	2-2	-	-	-	-	-	-
Brown, J.	3-56	1-0	-	1-4	1-52	-	-	-	-
Hill, W.	2-102	DNP	DNP	-	-	-	-	-	2-102
Trattou, J.	1-35	-	1-35	-	-	-	-	-	-
Jenkins, Je.	1-47	-	-	-	-	-	1-47	-	-

FUMBLE RETURNS	No-Yds	MU	USF	UT	UK	UA	LSU	MS	GA
Jenkins, Je.	1-10	-	-	-	-	-	-	-	1-10

2010 Florida Football
Florida All-Purpose Yards Game-by-Game (as of Oct 31, 2010)
All games

ALL-PURPOSE YARDS	Total	MU	USF	UT	UK	UA	LSU	MS	GA
Demps, J.	859	158	255	177	98	47	DNP	43	81
Burton, T.	398	6	12	4	77	38	36	80	145
Thompson, D.	389	24	83	55	86	60	20	25	36
Debose, A.	340	DNP	-	-	36	75	163	66	DNP
Gillislee, M.	333	120	29	27	30	55	37	35	DNP
Rainey, C.	308	50	17	DNP	DNP	DNP	DNP	DNP	241
Hines, O.	300	49	6	51	55	23	10	58	48
Moore, C.	296	-	40	26	72	28	95	35	-
Moody, E.	171	5	54	20	46	3	43	-	DNP
Jenkins, Ja.	163	67	31	6	38	6	10	5	-
Hammond, F.	150	DNP	DNP	7	-	28	-	69	46
Hill, W.	102	DNP	DNP	-	-	-	-	-	102
Reed, J.	83	DNP	2	22	-	17	12	11	19
Brown, J.	56	-	-	4	52	-	-	-	-
Jenkins, Je.	47	-	-	-	-	-	47	-	-
Clark, R.	46	-	15	8	4	-	-	19	DNP
Black, A.	42	40	2	-	-	-	-	-	-
Trattou, J.	35	-	35	-	-	-	-	-	-
Patton, S.	23	DNP	DNP	DNP	-	23	-	-	-
Brown, M.	23	-	23	DNP	-	DNP	DNP	DNP	DNP
Bostic, J.	9	-1	-	-	10	-	-	-	-
Green, W.	8	8	-	-	-	-	-	-	-
Alli, S.	2	-	-	-	-	2	-	-	-
Brantley, J.	-70	-9	-16	9	1	-1	-19	-17	-18
TEAM	-74	-55	-	-19	-	-	-	-	-

All games

Total Tackles	UA-A	Total	MU	USF	UT	UK	UA	LSU	MS	GA
Black, A. SS	49-23	72	8-4	4-4	4-0	5-1	4-3	8-5	6-4	10-2
Jenkins, Je. LB	21-20	41	1-2	2-4	2-4	6-2	4-2	2-4	1-1	3-1
Trattou, J. DE	28-12	40	2-1	3-0	1-2	3-0	2-0	6-3	4-5	7-1
Bostic, J. LB	21-16	37	2-3	3-3	5-3	1-2	1-0	4-1	4-4	1-0
Hill, W.	21-14	35	DNP	DNP	3-3	4-1	2-0	5-4	2-5	5-1
Jones, A. LB	20-15	35	1-2	4-3	2-1	2-2	2-2	4-0	2-5	3-0
Jenkins, Ja. CB	22-10	32	5-0	1-0	2-1	4-0	3-3	4-2	1-3	2-1
Lemmens, D. DE	10-19	29	0-1	1-1	1-4	0-2	5-3	1-4	2-3	0-1
Howard, J DT	11-9	20	3-2	1-1	0-1	3-0	0-1	2-3	2-1	DNP
Hicks, B. LB	7-9	16	1-0	0-1	4-2	0-1	-	2-2	0-3	-
Sanders, T. DT	6-9	15	DNP	-	2-0	-	1-4	2-2	1-2	0-1
Elam, M	11-4	15	3-1	2-0	-	3-1	3-2	-	-	-
Hunter, O.	4-10	14	0-4	1-0	-	1-2	1-0	0-1	1-3	-
Floyd, S. DT	4-7	11	1-2	1-0	-	0-2	1-1	0-1	-	1-1
Riggs, C. CB	7-3	10	1-1	1-0	-	2-2	-	-	-	3-0
Brown, J. CB	5-4	9	1-1	0-2	1-1	1-0	-	1-0	-	1-0
Evans, J.	6-3	9	1-1	1-0	-	3-0	1-1	-	-	0-1
Powell, R. DE	7-2	9	0-1	1-0	1-0	-	1-0	-	2-0	2-1
Marsh, L.	3-5	8	1-0	-	DNP	DNP	-	1-2	1-3	-
Edwards, L. LB	6-1	7	4-0	2-0	-	0-1	-	-	-	-
Green, W. DE	5-1	6	-	2-0	-	-	1-1	1-0	-	1-0
Ball, N. LB	1-4	5	-	0-2	1-0	0-1	-	0-1	-	-
Clark, R.	2-3	5	-	1-1	0-2	-	-	1-0	-	DNP
Hammond, F.	3-2	5	DNP	DNP	1-2	2-0	-	-	-	-
Okine, E. DE	3-1	4	1-0	-	-	1-0	1-0	0-1	-	-
Antwine, B.	3-0	3	1-0	-	1-0	DNP	1-0	DNP	DNP	DNP
Easley, D. DT	1-2	3	0-1	DNP	-	DNP	0-1	DNP	DNP	1-0
Gillislee, M.	1-2	3	0-1	1-1	-	-	-	-	-	DNP
Burton, T.	1-1	2	-	-	1-1	-	-	-	-	-
Watkins, J. CB	2-0	2	-	1-0	DNP	1-0	-	-	DNP	DNP
McCray, L. DE	1-1	2	-	1-0	DNP	0-1	-	DNP	DNP	-
Patton, S.	1-1	2	DNP	DNP	DNP	-	-	-	-	1-1
Guido, C.	0-1	1	-	-	0-1	-	-	-	-	-
Gilbert, M.	1-0	1	-	-	-	-	-	1-0	-	-
Hines, O.	1-0	1	-	-	-	-	-	-	-	1-0
Brown, M.	0-1	1	-	-	DNP	0-1	DNP	DNP	DNP	DNP
Debose, A.	1-0	1	DNP	-	-	-	-	-	1-0	DNP
Finley, D. LB	0-1	1	DNP	DNP	-	-	0-1	-	DNP	DNP
Sturgis, C	0-1	1	-	0-1	-	-	DNP	DNP	DNP	DNP
Henry, C	1-0	1	-	-	-	-	1-0	-	-	-
Johnson, K. DE	1-0	1	1-0	-	-	-	-	-	-	-
Brust, Z.	1-0	1	DNP	DNP	DNP	DNP	DNP	DNP	DNP	1-0

2010 Florida Football
Florida Tackle For Loss Game-by-Game (as of Oct 31, 2010)
All games

TACKLES FOR LOSS	UA-A	Total	MU	USF	UT	UK	UA	LSU	MS	GA
Trattou, J. DE	6-2	7.0	-	-	0.5-2	2.0-2	1.0-4	1.0-1	1.5-3	1.0-2
Howard, J. DT	4-4	6.0	2.5-17	-	-	1.0-1	-	2.0-11	0.5-1	DNP
Black, A. SS	4-2	5.0	1.5-4	-	1.0-2	-	-	0.5-1	-	2.0-22
Jenkins, Ja. CB	4-0	4.0	1.0-4	1.0-6	-	-	1.0-2	-	1.0-5	-
Lemmens, D. DE	2-3	3.5	-	1.0-3	1.0-6	-	1.0-1	0.5-1	-	-
Jones, A. LB	3-0	3.0	1.0-6	-	-	-	-	1.0-1	1.0-1	-
Floyd, S. DT	1-2	2.0	0.5-1	1.0-1	-	0.5-1	-	-	-	-
Jenkins, Je. LB	2-0	2.0	-	-	1.0-10	1.0-3	-	-	-	-
Green, W. DE	2-0	2.0	-	1.0-8	-	-	-	-	-	1.0-5
Sanders, T. DT	1-1	1.5	DNP	-	1.0-2	-	-	0.5-0	-	-
Powell, R. DE	1-1	1.5	0.5-2	-	1.0-4	-	-	-	-	-
Elam, M	1-1	1.5	0.5-2	-	-	-	1.0-1	-	-	-
Bostic, J. LB	1-1	1.5	-	-	-	-	-	0.5-4	-	1.0-3
Hicks, B. LB	1-1	1.5	-	-	1.5-7	-	-	-	-	-
Antwine, B.	1-0	1.0	-	-	1.0-5	DNP	-	DNP	DNP	DNP
Hill, W.	0-2	1.0	DNP	DNP	-	-	-	1.0-1	-	-
Okine, E. DE	1-0	1.0	-	-	-	1.0-5	-	-	-	-
McCray, L. DE	0-1	0.5	-	-	DNP	0.5-1	-	DNP	DNP	-
Hunter, O.	0-1	0.5	0.5-4	-	-	-	-	-	-	-

2010 Florida Football
Florida Sacks Game-by-Game (as of Oct 31, 2010)
All games

SACKS	UA-A	Total	MU	USF	UT	UK	UA	LSU	MS	GA
Howard, J DT	2-1	2.5	2.0-12	-	-	-	-	0.5-4	-	DNP
Lemmens, D. DE	1-2	2.0	-	-	1.0-6	-	1.0-1	-	-	-
Bostic, J. LB	1-1	1.5	-	-	-	-	-	0.5-4	-	1.0-3
Hicks, B. LB	1-1	1.5	-	-	1.5-7	-	-	-	-	-
Okine, E. DE	1-0	1.0	-	-	-	1.0-5	-	-	-	-
Elam, M	1-0	1.0	-	-	-	-	1.0-1	-	-	-
Powell, R. DE	1-0	1.0	-	-	1.0-4	-	-	-	-	-
Jenkins, Ja. CB	1-0	1.0	-	1.0-6	-	-	-	-	-	-
Black, A. SS	1-0	1.0	-	-	-	-	-	-	-	1.0-20
Antwine, B.	1-0	1.0	-	-	1.0-5	DNP	-	DNP	DNP	DNP
Jenkins, Je. LB	1-0	1.0	-	-	1.0-10	-	-	-	-	-
Trattou, J. DE	0-1	0.5	-	-	0.5-2	-	-	-	-	-

2010 Florida Football
Florida Fumbles Game-by-Game (as of Oct 31, 2010)
All games

FUMBLES	No-Lost	MU	USF	UT	UK	UA	LSU	MS	GA
Brantley, J. QB	7-1	2-0	2-0	-	-	2-1	1-0	-	-
TEAM	4-1	3-1	DNP	1-0	DNP	DNP	DNP	DNP	DNP
Demps, J. RB	3-2	-	-	2-1	-	-	DNP	1-1	-
Moody, E. RB	2-1	1-0	-	-	-	-	1-1	-	DNP
Rainey, C. WR	1-1	1-1	-	DNP	DNP	DNP	DNP	DNP	-
Debose, A. WR	1-0	DNP	-	-	-	1-0	-	-	DNP
Burton, T. QB	1-0	-	-	-	-	-	-	-	1-0
Jenkins, Ja.	1-1	-	-	1-1	-	-	-	-	-
Gillislee, M. RB	1-1	1-1	-	-	-	-	-	-	DNP

FUMBLES FORCED	Number	MU	USF	UT	UK	UA	LSU	MS	GA
Black, A.	2	-	-	-	-	1	-	-	1
Hill, W.	1	DNP	DNP	1	-	-	-	-	-

FUMBLES RECOVERED	Number	MU	USF	UT	UK	UA	LSU	MS	GA
Lemmens, D.	1	-	1	-	-	-	-	-	-
Black, A.	1	-	-	-	-	-	1	-	-
Elam, M	1	-	-	1	-	-	-	-	-
Jenkins, Je.	1	-	-	-	-	-	-	-	1

2010 Florida Football
Florida Games Played (as of Oct 31, 2010)
All games

##	PLAYER	GP-GS	MU	USF	UT	UK	UA	LSU	MS	GA
5A	Alajajian, N.	8/-	XXX	XXX	XXX	XXX	XXX	XXX	XXX	XXX
89	Alli, S.	8/-	XXX	XXX	XXX	XXX	XXX	XXX	XXX	XXX
47	Antwine, B.	4/-	XXX	XXX	XXX	...	XXX
48	Ball, N.	8/-	XXX	XXX	XXX	XXX	XXX	XXX	XXX	XXX
35	Black, A.	8/8	START	START	START	START	START	START	START	START
52	Bostic, J.	8/5	START	START	START	START	START	XXX	XXX	XXX
12	Brantley, J.	8/8	START	START	START	START	START	START	START	START
8	Brown, J.	8/7	XXX	START	START	START	START	START	START	START
33	Brown, M.	3/-	XXX	XXX	...	XXX
98	Brust, Z.	1/-	XXX
13	Burton, T.	8/6	XXX	START	START	START	START	START	XXX	START
41	Carodine, M.	1/-	XXX
32	Christian, G.	4/-	XXX	...	XXX	...	XXX	XXX
81	Clark, R.	7/-	XXX	XXX	XXX	XXX	XXX	XXX	XXX	...
4C	Crofoot, J.	4/-	XXX	XXX	XXX	XXX
4	Debose, A.	6/2	...	XXX	XXX	START	XXX	XXX	START	...
2	Demps, J.	7/4	START	XXX	START	START	START	...	XXX	XXX
30	Dowling, J.	2/-	XXX	XXX
84	Dunbar, Q.	2/-	XXX	XXX
58	Easley, D.	4/-	XXX	...	XXX	...	XXX	XXX
26	Edwards, L.	8/-	XXX	XXX	XXX	XXX	XXX	XXX	XXX	XXX
22	Elam, M.	8/-	XXX	XXX	XXX	XXX	XXX	XXX	XXX	XXX
24	Evans, J.	8/2	START	START	XXX	XXX	XXX	XXX	XXX	XXX
59	Fairbanks, J.	8/-	XXX	XXX	XXX	XXX	XXX	XXX	XXX	XXX
1F	Finley, D.	4/-	XXX	XXX	XXX	XXX
73	Floyd, S.	8/1	XXX	XXX	XXX	START	XXX	XXX	XXX	XXX
76	Gilbert, M.	8/8	START	START	START	START	START	START	START	START
23	Gillislee, M.	7/-	XXX	XXX	XXX	XXX	XXX	XXX	XXX	...
96	Green, W.	8/-	XXX	XXX	XXX	XXX	XXX	XXX	XXX	XXX
54	Guido, C.	8/-	XXX	XXX	XXX	XXX	XXX	XXX	XXX	XXX
67	Halapio, J.	7/3	START	START	XXX	XXX	XXX	START	...	XXX
85	Hammond, F.	6/3	XXX	START	XXX	XXX	START	START
72	Harrison, J.	8/-	XXX	XXX	XXX	XXX	XXX	XXX	XXX	XXX
17	Henry, C.	8/-	XXX	XXX	XXX	XXX	XXX	XXX	XXX	XXX
40	Hicks, B.	8/2	XXX	XXX	XXX	XXX	XXX	XXX	START	START
10	Hill, W.	6/6	START	START	START	START	START	START
82	Hines, O.	8/3	XXX	START	XXX	XXX	XXX	XXX	START	START
6H	Howard, J	7/7	START	START	START	START	START	START	START	...
99	Hunter, O.	8/4	START	XXX	START	XXX	START	XXX	XXX	START
74	Hurt, M.	8/8	START	START	START	START	START	START	START	START
1	Jenkins, Ja.	8/7	START	START	START	XXX	START	START	START	START
43	Jenkins, Je.	8/6	START	START	XXX	START	XXX	START	START	START
36	Jenkins, M.	1/1	START
57	Johnson, C.	7/7	...	START	START	START	START	START	START	START
93	Johnson, K.	8/-	XXX	XXX	XXX	XXX	XXX	XXX	XXX	XXX
16	Jones, A.	8/8	START	START	START	START	START	START	START	START
49	Kitchens, D.	7/-	...	XXX	XXX	XXX	XXX	XXX	XXX	XXX

2010 Florida Football
Florida Games Played (as of Oct 31, 2010)
All games

##	PLAYER	GP-GS	MU	USF	UT	UK	UA	LSU	MS	GA
64	Koehne, K.	8/-	XXX	XXX	XXX	XXX	XXX	XXX	XXX	XXX
44	Lemmens, D.	8/8	START	START	START	START	START	START	START	START
90	Marsh, L.	6/3	XXX	START	XXX	START	START	XXX
34	McCray, L.	5/-	XXX	XXX	...	XXX	XXX	XXX
21	Moody, E.	7/3	XXX	START	XXX	XXX	XXX	START	START	...
9	Moore, C.	8/5	START	START	START	XXX	START	START	XXX	XXX
7N	Nixon, X.	7/5	...	XXX	START	START	START	XXX	START	START
91	Okine, E.	8/-	XXX	XXX	XXX	XXX	XXX	XXX	XXX	XXX
80	Parks, D.	2/-	XXX	XXX
83	Patton, S.	5/-	XXX	XXX	XXX	XXX	XXX
97	Phillips, B.	3/-	XXX	XXX	XXX	...
55	Pouncey, M.	8/8	START	START	START	START	START	START	START	START
7P	Powell, R.	8/-	XXX	XXX	XXX	XXX	XXX	XXX	XXX	XXX
45	Pridemore, T.J.	8/1	START	XXX	XXX	XXX	XXX	XXX	XXX	XXX
3	Rainey, C.	3/2	START	XXX	START
11	Reed, J.	7/3	...	XXX	START	XXX	START	START	XXX	XXX
31	Riggs, C.	8/1	XXX	XXX	XXX	START	XXX	XXX	XXX	XXX
50	Robey, S.	6/-	...	XXX	XXX	XXX	XXX	XXX	XXX	...
92	Sanders, T.	7/4	...	XXX	START	XXX	START	START	XXX	START
70	Schmieder, S.	7/-	XXX	...	XXX	XXX	XXX	XXX	XXX	XXX
29	Shaw, J.	2/-	XXX	XXX
77	Silberman, I.	1/-	XXX
60	Steinmann, W.	7/-	...	XXX	XXX	XXX	XXX	XXX	XXX	XXX
19	Sturgis, C	4/-	XXX	XXX	XXX	XXX
6	Thompson, D.	8/8	START	START	START	START	START	START	START	START
94	Trattou, J.	8/8	START	START	START	START	START	START	START	START
14	Watkins, J.	5/-	XXX	XXX	...	XXX	XXX	XXX
42	Wilks, S.	3/-	XXX	XXX	XXX
7	Williams, J.	4/-	XXX	XXX	XXX	XXX
66	Wilson, J.	2/1	START	XXX
78	Young, D.	2/-	XXX	XXX

RED ZONE ANALYSIS (20 AND INSIDE)

SPECIAL TEAMS TACKLES

FLORIDA						Failed			
Opponent	No.	TDs	FG	Score Pct.	TD Pct.	TO	Dwn.	EOQ	MFG
Miami (OH)	5	3	0	.600	.600	1	0	0	1
USF	4	3	1	1.000	.750	0	0	0	0
at Tennessee	4	4	0	1.000	.750	0	0	0	0
Kentucky	6	6	0	1.000	1.000	0	0	0	0
at Alabama	4	0	1	.250	.000	2	1	0	0
LSU	4	3	0	.750	.750	0	0	0	1
Miss. State	3	1	0	.333	.333	1	0	0	1
vs. Georgia	6	3	2	.833	.500	0	0	0	1
at Vanderbilt									
South Carolina									
Appalachian State									
at Florida State									
TOTAL	36	23	4	.750	.639	4	1	0	4
OPPONENTS						Failed			
Team	No.	TDs	FG	Score Pct.	TD Pct.	TO	Dwn.	EOQ	MFG
Miami (OH)	4	0	4	1.000	.000	0	0	0	0
USF	3	2	0	.667	.667	1	0	0	0
at Tennessee	1	0	0	.000	.000	1	0	0	0
Kentucky	3	1	0	.333	.333	0	0	1	1
at Alabama	4	3	1	1.000	.750	0	0	0	0
LSU	4	3	1	1.000	.750	0	0	0	0
Miss. State	3	1	1	.667	.333	0	0	0	1
vs. Georgia	3	2	1	1.000	.667	0	0	0	0
at Vanderbilt									
South Carolina									
Appalachian State									
at Florida State									
TOTAL	25	12	8	.800	.480	2	0	1	2
TO: Turnover; Dwn.: Loss of possession on downs; EOQ: End of quarter/half/game; MFG: Missed/blocked Field Goal									

PLAYER	UA	A	TT
Black	4	4	8
Ball	0	5	5
Hammond	3	2	5
R. Clark	1	3	4
Gillislee	1	2	3
Hill	1	2	3
Je. Jenkins	2	1	3
Riggs	1	2	3
Burton	1	1	2
Edwards	2	0	2
Elam	1	1	2
Hicks	2	0	2
Patton	1	1	2
M. Brown	0	1	1
Finley	0	1	1
Guido	0	1	1
Henry	1	0	1
Johnson	1	0	1
Sturgis	0	1	1
Brust	1	0	1

FUMBLE CHART

Player	Rushes	Receptions	Punt Ret.	Kickoff Ret.	Consec. Touches*	Career High Touches+	Season High Touches!
Alli	0	1	0	0	1	1	1
Brantley	39	0	0	0	39	128	39
Burton	49	25	0	0	16	52	52
Brown, M.	3	0	0	0	3	3	3
Brown, J.	3	0	0	0	3	3	3
R. Clark	1	5	0	0	5	5	5
Debose	1	7	0	10	16	16	8
Demps	78	16	0	8	11	140	30
Elam	0	0	1	0	1	1	1
Gillislee	37	6	0	4	47	47	47
W. Green	0	0	0	2	2	2	2
Hammond, Jr.	0	11	0	0	14	14	11
Hines	10	14	0	0	41	41	24
Ja. Jenkins	0	0	12	0	12	12	12
Moody	48	3	0	0	7	72	40
Moore, C.	0	20	0	0	34	34	20
Patton	0	0	0	1	1	1	1
Rainey	20	8	3	6	27	151	28
Reed	5	5	0	0	10	10	10
Thompson	0	27	0	0	66	66	24
Williams, J.	0	0	0	0	7	7	--

*Current streak without a fumble; + Career-high touches without a fumble; ! Season-high touches without a fumble

POINTS OFF TURNOVERS				PLAYS PER DRIVE			
FLORIDA Miami Univ.				FLORIDA			
				Opponent	Off. Plays	Drives	Avg.
USF	Interception (Ja. Jenkins)	Returned 67 yards for TD	Miami Univ.	56	13	4.3	
	Interception (Black)	Rushing TD T. Burton (2 yds)	USF	68	12	5.7	
	Interception (Brown)	Passing TD J. Brantley to C. Rainey (25 yds)	at Tennessee	72	13	5.5	
at Tennessee	Interception (Black)	Passing TD J. Brantley to C. Moore (11 yds)	Kentucky	69	11	6.3	
	Fumble Recovery (Lemmens)	Rushing TD J. Demps (62 yds)	at Alabama	63	10	6.3	
	Interception (Trattou)	Returned 35 yards for TD	LSU	56	12	4.7	
Kentucky	Interception (Ja. Jenkins)	Passing TD J. Brantley to J. Reed (2 yds)	Miss. State	74	10	7.4	
	Interception (Bostic)	Rushing TD M. Gillislee (5 yds)	vs. Georgia	77	15	5.1	
at Alabama	Interception (Brown)	Returned 52 yards for TD	at Vanderbilt				
			South Carolina				
LSU	Interception (Je. Jenkins)	Rushing TD J. Reed (1 yd)	Appalachian State				
	Fumble Recovery (Black)	Rushing TD T. Burton (1 yd)	at Florida State				
Miss. State vs. Georgia			TOTALS:	535	96	5.6	
	Fumble Recovery (Je. Jenkins)	Rushing TD J. Demps (2 yds)	OPPONENT				
	Interception (Hill)	Rushing TD T. Burton (1 yd)	Opponent	Off. Plays	Drives	Avg.	
at Vanderbilt	Interception (Hill)	Field Goal C. Henry (37 yds)-GW in OT	Miami Univ.	68	13	5.2	
			USF	62	13	4.8	
			at Tennessee	54	12	4.5	
South Carolina			Kentucky	69	12	5.8	
			at Alabama	52	11	4.7	
Appalachian State			LSU	71	12	5.9	
			Miss. State	58	11	5.3	
at Florida State			vs. Georgia	71	15	4.7	
			at Vanderbilt				
TOTALS: 20 Turnovers (14 Scores)		13 TD, 1 FG	93 Points	South Carolina			
OPPONENTS				Appalachian State			
Miami Univ.				at Florida State			
	Fumble Recovery (Hinkel)	Field Goal, T. Cook (33 yds)		TOTALS:			
USF				505	99	5.1	
at Tennessee	Fumble Recovery (Johnson)	Passing TD M. Simms to J. Hunter (35 yds)					
Kentucky	Interception (Johnson)	Rushing TD M. Ingram (8 yds)					
	Interception (Kirkpatrick)	Passing TD M. Maze to M. Williams (19 yds)					
	Interception (Mosley)	Returned 35 yards for TD					
at Alabama							
LSU	Fumble Recovery (Mathieu)	Field Goal, J. Jasper (39 yds)					
	Interception (Claiborne)	Rushing TD J. Jefferson (3 yds)					
Miss. State							
	Interception (Banks)	Rushing TD C. Relf (6 yds)					
vs. Georgia							
at Vanderbilt							
South Carolina							
Appalachian State							
at Florida State							
TOTALS: 15 Turnovers (8 Scores)		6 TD, 2 FG	47 Points				

OFFENSIVE TOUCHDOWN BREAKDOWN					
YARDS	No. of TD	No. of TD Drives	POSS.TIME	TD Drives	Plays on TD Drive
1-10	18	11	0:01-0:30	2	1: 0
11-20	4	3	0:31-1:00	2	2: 3
21-30	1	2	1:01-1:30	1	3: 2
31-40	0	2	1:31-2:00	3	4: 2
41-50	0	1	2:01-3:00	7	5: 6
51-60	1	4	3:01-4:00	1	6: 2
61-70	1	1	4:01-5:00	3	7: 1
71-80	1	1	5:01-6:00	5	8: 0
81-90	0	1	6:01-7:00	0	9: 2
91-99	0	0	7:01+	1	10: 2
			OT	0	11+: 6
Total TD Drive Time: 79:08 / 4697 seconds					
Total Offensive TD: 26					
Average TD Time: 3:01					
Shortest TD Drive Time: 0:10 (vs. Georgia, Burton 1-yd run, 2 plays, 41 yards)					
Longest TD Drive Time: 7:22 (vs. USF, Brantley 2-yd pass to Reed, 13 plays, 57 yards)					
Most Plays on TD Drive: 13 (2x, last vs. Mississippi State, Hines, 5-yd rush, 13 plays, 80 yards)					
Fewest Plays on TD Drive: 2 (2x, last vs. Miami University, Demps 76-yd run, 2 plays, 75 yards)					

SEASON/CAREER STARTS

OFFENSE	2010	2009	2008	2007	TOT.	STR.
Mike Pouncey, OL	8	14	14	0	36	36
Carl Johnson, OL	7	14	8	0	29	7
Marcus Gilbert, OL	8	14	2	1	25	22
Jeff Demps, RB	4	12	5	0	21	0
Deonte Thompson, WR	8	12	0	0	20	18
Maurice Hurt, OL	8	5	0	1	14	8
Xavier Nixon, OL	5	5	0	0	10	2
John Brantley, QB	8	0	0	0	8	8
Carl Moore, WR	5	0	1	0	6	0
Trey Burton, HB	6	0	0	0	6	1
James Wilson, OL	1	4	0	0	5	0
Emmanuel Moody, RB	3	2	0	0	5	2
Chris Rainey, RB/WR	2	3	0	0	5	1
Jon Halapio, OL	3	0	0	0	3	0
Jordan Reed, TE	3	0	0	0	3	0
Frankie Hammond, Jr., WR	3	0	0	0	3	3
Omarius Hines, TE	3	0	0	0	3	2
Andre Debose, WR	2	0	0	0	2	1
T.J. Pridemore, FB	1	0	0	0	1	0

DEFENSE	2010	2009	2008	2007	TOT.	STR.
A.J. Jones, LB	8	11	9	9	37	8
Ahmad Black, FS	8	12	14	0	34	11
Janoris Jenkins, CB	7	13	12	0	31	4
Justin Trattou, DT	8	4	13	1	25	10
Terron Sanders, DT	4	8	12	0	23	1
Lawrence Marsh, DT	3	0	13	0	15	2
Omar Hunter, DT	4	11	0	0	15	1
Brandon Hicks, LB	2	3	6	0	11	2
Will Hill, S	6	5	0	0	11	7
Jaye Howard, DT	7	4	0	0	11	0
Duke Lemmens, DE	8	1	0	0	9	8
Jeremy Brown, CB	7	0	0	0	7	7
Jelani Jenkins, LB	6	0	0	0	6	3
Jonathan Bostic, LB	5	0	0	0	5	0
Mike Pouncey, DT	0	0	0	4	4	0
Brandon Antwine, DT	0	1	1	1	3	0
Josh Evans, S	2	0	0	0	2	0
William Green, DE	0	1	0	0	1	0
Moses Jenkins, CB	1	0	0	0	1	0
Matt Patchan, DT	0	0	1	0	1	0

Note: Some starts may be at positions other than the ones listed.

NON-OFFENSIVE SCORES

FLORIDA - 4

Ja. Jenkins, 67-yard INT return TD vs. Miami University
 Trattou, 35-yard INT return TD vs. South Florida
 Brown, 52-yard INT return TD vs. Kentucky
 Debose, 88-yd Kick return TD vs. LSU

TOTALS: 3 INT, 0 PR, 1 KR, 0 Safeties

OPPONENTS - 1

Mosley, Alabama, 35-yard INT return TD

TOTALS: 1 INT, 0 PR, 0 KR, 0 Safeties

100-YARD GAMES

100+ Yard Receiving Games

Player	2010	2009	2008	2007	Career
--------	------	------	------	------	--------

TOTAL

100+ Yard Rushing Games

Player	2010	2009	2008	2007	Career
Demps	1	1	2	0	4
Rainey	0	0	2	0	2
Burton	1	0	0	0	1
Moody	0	0	1	0	1
TOTAL	2	1	5	0	8

200/300-YARD GAMES

200+ Yard Passing Games

	2010	Career
Brantley	3	3
Opponent	2	--

300+ Yard Passing Games

	2010	Career
Brantley	0	0
Opponent	1	--

WHAT HAPPENS ON FIRST DOWN

Team	Plays	Yards	Avg.	Rush	Yards	Avg.	Pct.	Pass	Yards	Avg.	Pct.
FLORIDA	231	1,056	4.6	142	625	4.4	61.5	89	431	4.8	38.5
Opponents	221	1,170	5.3	125	543	4.3	56.6	96	627	6.5	43.4

THIRD DOWN CONVERSIONS

3rd down and ...	1	2	3	4	5	6	7	8	9	10	11	12	13	14	15+	Total	Pct.
FLORIDA	1-1	0-0	0-1	0-1	1-2	0-0	0-2	1-2	0-0	0-1	0-0	0-2	0-0	0-1	1-1	4-14	.286
Georgia	0-0	1-2	1-2	1-2	1-1	0-1	0-0	0-0	1-2	0-1	0-0	1-1	0-1	0-0	0-0	6-13	.462
UF TOTALS	7-10	2-4	3-10	1-6	3-8	6-11	5-9	5-11	4-6	2-10	1-3	0-4	0-1	0-2	3-10	42-104	.404
OPPONENT	8-10	8-9	6-9	1-5	5-8	2-10	2-9	3-9	2-5	1-11	0-3	2-5	0-4	0-0	0-6	40-106	.377
UF Percentage	.700	.500	.300	.167	.375	.545	.556	.455	.667	.200	.333	.000	.000	.000	.300		
Opp. Percentage	.800	.889	.667	.200	.625	.200	.222	.333	.400	.091	.000	.400	.000	.000	.000		

BIG PLAYS (20+ YARDS)

Runs +20 (8 runs for 339 yards):

1. J. Demps.....	72 yards (TD) vs. Miami University
2. M. Gillislee	41 yards vs. Miami University
3. J. Demps.....	62 yards (TD) vs. USF
4. J. Demps.....	26 yards vs. USF
5. O. Hines	36 yards vs. Tennessee
6. O. Hines	31 yards vs. Mississippi State
7. C. Rainey	20 yards (TD) vs. Georgia
8. T. Burton.....	51 yards (TD) vs. Georgia

Receiving +20 (21 catches for 546 yards):

1. O. Hines.....	21 yards vs. Miami University
2. C. Rainey	25 yards (TD) vs. Miami University
3. D. Thompson.....	23 yards vs. USF
4. D. Thompson.....	21 yards vs. USF
5. J. Reed	22 yards vs. Tennessee
6. D. Thompson.....	24 yards vs. Tennessee
7. D. Thompson.....	20 yards vs. Kentucky
8. D. Thompson.....	30 yards vs. Kentucky
9. C. Moore.....	20 yards vs. Kentucky
10. C. Moore.....	24 yards vs. Kentucky
11. O. Hines.....	42 yards vs. Kentucky
12. D. Thompson	21 yards vs. Alabama
13. T. Burton.....	21 yards vs. Alabama
14. A. Debose.....	26 yards vs. Alabama
15. D. Thompson	24 yards vs. Alabama
16. C. Moore.....	24 yards vs. LSU
17. C. Moore.....	51 yards vs. LSU
18. F. Hammond	23 yards vs. Mississippi State
19. D. Thompson	21 yards vs. Georgia
20. J. Demps.....	40 yards vs. Georgia
21. O. Hines.....	23 yards vs. Georgia

Kick Returns +30/Punt Returns +20 (10 returns for 454 yards):

1. J. Demps.....	34 yards (KR) vs. Miami University
2. M. Gillislee	50 yards (KR) vs. Miami University
3. J. Demps.....	41 yards (KR) vs. USF
4. Ja. Jenkins	30 yards (PR) vs. USF
5. J. Demps.....	54 yards (KR) vs. USF
6. J. Demps.....	43 yards (KR) vs. Tennessee
7. Ja. Jenkins	33 yards (PR) vs. Kentucky
8. A. Debose	88 yards (KR, TD) vs. LSU
9. C. Rainey	36 yards (KR) vs. Georgia
10. C. Rainey	45 yards (KR) vs. Georgia

Defensive Returns +20 (6 returns for 330 yards):

1. A. Black.....	40 yards (INT) vs. Miami University
2. Ja. Jenkins	67 yards (INT, TD) vs. Miami University
3. J. Trattou	35 yards (INT, TD) vs. USF
4. J. Brown.....	52 yards (INT, TD) vs. Kentucky
5. Je. Jenkins	47 yards (INT) vs. LSU
6. W. Hill	89 yards (INT) vs. Georgia

TOTAL: 45 plays for 1,669 yards (37.1 avg.)

OPPONENT BIG PLAYS

Run (20+)	4 for 109 yards
Receiving (20+).....	19 for 634 yards
Kick Returns (30+).....	4 for 152 yards
Punt Returns (20+)	2 for 62 yards
Defensive Returns	1 for 35 yards (INT, TD)
TOTAL:.....	29 for 941 yards (32.4 avg.)

GAME-BY-GAME STARTERS

OFFENSE

Game	LT	LG	C	RG	RT	TE/WR	QB	RB/FB/WR	WR/RB	WR	WR
Miami Univ.	M. Gilbert	J. Wilson	M. Pouncey	J. Halapio	M. Hurt	C. Rainey	J. Brantley	T. Pridemore	J. Demps	C. Moore	D. Thompson
USF	M. Gilbert	C. Johnson	M. Pouncey	J. Halapio	M. Hurt	O. Hines	J. Brantley	T. Burton	E. Moody	C. Moore	D. Thompson
at Tennessee	X. Nixon	C. Johnson	M. Pouncey	M. Hurt	M. Gilbert	J. Reed	J. Brantley	T. Burton	J. Demps	C. Moore	D. Thompson
Kentucky	M. Gilbert	C. Johnson	M. Pouncey	M. Hurt	X. Nixon	T. Burton	J. Brantley	A. Debose	J. Demps	F. Hammond	D. Thompson
at Alabama	M. Gilbert	C. Johnson	M. Pouncey	M. Hurt	X. Nixon	J. Reed	J. Brantley	T. Burton	J. Demps	C. Moore	D. Thompson
LSU	M. Gilbert	C. Johnson	M. Pouncey	J. Halapio	M. Hurt	J. Reed	J. Brantley	T. Burton	E. Moody	C. Moore	D. Thompson
Miss. State	M. Gilbert	C. Johnson	M. Pouncey	M. Hurt	X. Nixon	O. Hines	J. Brantley	A. Debose	E. Moody	F. Hammond	D. Thompson
vs. Georgia	M. Gilbert	C. Johnson	M. Pouncey	M. Hurt	X. Nixon	O. Hines	J. Brantley	T. Burton	C. Rainey	F. Hammond	D. Thompson
at Vanderbilt											
South Carolina											
Appalachian State											
at Florida State											

DEFENSE

Game	DE	DT	DT/DE	DE/DB	SLB	MLB	WLB	CB	SS	FS	CB
Miami Univ.	J. Trattou	O. Hunter	J. Howard	D. Lemmens	A. Jones	J. Bostic	Je. Jenkins	Ja. Jenkins	A. Black	J. Evans	M. Jenkins
USF	J. Trattou	L. Marsh	J. Howard	D. Lemmens	A. Jones	J. Bostic	Je. Jenkins	Ja. Jenkins	A. Black	J. Evans	J. Brown
at Tennessee	J. Trattou	O. Hunter	T. Sanders	J. Howard	D. Lemmens	J. Bostic	A. Jones	Ja. Jenkins	A. Black	W. Hill	J. Brown
Kentucky	J. Trattou	J. Howard	S. Floyd	D. Lemmens	A. Jones	J. Bostic	Je. Jenkins	C. Riggs	A. Black	W. Hill	J. Brown
at Alabama	J. Trattou	O. Hunter	T. Sanders	J. Howard	D. Lemmens	J. Bostic	A. Jones	Ja. Jenkins	A. Black	W. Hill	J. Brown
LSU	J. Trattou	L. Marsh	T. Sanders	J. Howard	D. Lemmens	Je. Jenkins	A. Jones	Ja. Jenkins	A. Black	W. Hill	J. Brown
Miss. State	J. Trattou	L. Marsh	J. Howard	D. Lemmens	A. Jones	Je. Jenkins	B. Hicks	Ja. Jenkins	A. Black	W. Hill	J. Brown
vs. Georgia	J. Trattou	O. Hunter	T. Sanders	D. Lemmens	A. Jones	Je. Jenkins	B. Hicks	Ja. Jenkins	A. Black	W. Hill	J. Brown
at Vanderbilt											
South Carolina											
Appalachian State											
at Florida State											

KICKOFF STATISTICS

Team	No.	TD	TB	Avg. KO	Net	Avg. Start	OB
UF	43	0	4	64.1	44.9	31 yd line	3
Opp.	36	1	4	63.3	38.4	25 yd line	1

FIELD POSITION

	Florida	Opponents
Drives Started	96	99
Cum. Starting Yardline	3120	2997
Avg. Starting Field Position	F25	O31
Times Started Inside Own 20	27	26
Drives Started in Opp. Territory	22	14

THE LAST TIME...

By Florida:

40 RUSHING ATTEMPTS: 41, Errict Rhett vs. Georgia, Oct. 30, 1993 (219 games)
200 YARDS RUSHING: 210, Ciatrick Fason vs. Kentucky, Sept. 25, 2004 (84 games)
300 YARDS RUSHING: 316, Emmitt Smith vs. New Mexico, Oct. 21, 1989 (267 games)
2+ PLAYERS WITH 100+ YARDS RUSHING: Tim Tebow (109 yds) and Percy Harvin (122 yds), Jan. 8, 2009 (BCS National Championship) (22 games)
5 TDs RUSHING: 5, Trey Burton vs. Kentucky, Sept. 25, 2010 (4 games)
3 TDs RECEIVING: Riley Cooper vs. Western Carolina, Nov. 11, 2006 (52 games)
5+ TDs PASSING: 6, Chris Leak vs. South Carolina, Nov. 13, 2004 (78 games)
20+ PASSES COMPLETED: 24, John Brantley vs. Mississippi State, Oct. 16, 2010 (1 game)
30+ PASSES COMPLETED: 31, Tim Tebow vs. Cincinnati, Jan. 1, 2010 (Sugar Bowl) (8 games)
40+ PASSES ATTEMPTED: 40, Chris Leak vs. Iowa, Jan. 2, 2006 (62 games)
300+ YARDS PASSING: 482, Tim Tebow vs. Cincinnati, Jan. 1, 2010 (Sugar Bowl) (8 games)
BACK-TO-BACK 300 YARDS PASSING: Tim Tebow, at South Carolina & vs. Florida Atlantic, 2007 (38 games)
9-STRAIGHT GAMES WITH 300 YARDS PASSING: Rex Grossman, Marshall-South Carolina, 2001 (116 games)
10+ RECEPTIONS: 13, Percy Harvin vs. Ole Miss, Sept. 27, 2008 (32 games)
150+ RECEIVING YARDS: 181, Riley Cooper vs. Cincinnati, Jan. 1, 2010 (Sugar Bowl) (8 games)
2+ PLAYERS WITH 100+ YARDS RECEIVING: Riley Cooper (181 yds) and Aaron Hernandez (111 yds), Jan. 1, 2010 (Sugar Bowl) (8 games)
10+ PLAYS OF 20+ YARDS IN A GAME: 13 vs. Cincinnati (9 offensive, four kickoff returns) Jan. 1, 2010 (Sugar Bowl) (8 games)
KICKOFF RETURN FOR A TD: 88 yards, Andre Debose vs. LSU, Oct. 9, 2010 (2 games)
PUNT RETURN FOR A TD: 78 yards, Brandon James at Tennessee, Sept. 20, 2008 (33 games)
150+ RETURN YARDS: 154, Andre Debose vs. LSU, Oct. 9, 2010 - 154 kickoff ret. (2 games)
LIMITED AN OPPONENT TO UNDER 100 YARDS TOTAL OFFENSE: 82 vs. Ohio State, Jan. 8, 2007 (49 games)
LIMITED AN OPPONENT TO UNDER 50 YARDS PASSING: 35 vs. Ohio State, Jan. 8, 2007 (49 games)
LIMITED AN OPPONENT TO UNDER 50 YARDS RUSHING: 29 vs. Tennessee, Sept. 18, 2010 (5 games)
INTERCEPTION RETURN FOR A TD: 52 yards, Jeremy Brown vs. Kentucky, (4 games)
2+ INTERCEPTIONS RETURNED FOR A TD: 2, vs. Hawaii, Aug. 30, 2008; Major Wright 32-yd return for TD, Ahmad Black 80-yd return for TD (35 games)
INTERCEPTED PAT RETURNED FOR A DEFENSIVE EXTRA POINT: Keiwan Ratliff vs. Kentucky, Sept. 28, 2002 (107 games)
MULTIPLE DEFENSIVE TOUCHDOWNS: 2, vs. Hawaii, Aug. 30, 2008, Major Wright 32-yd interception return; Ahmad Black 80-yd interception return (35 games)
2+ INTERCEPTIONS IN A GAME: 2, Will Hill vs. Georgia, Oct. 30, 2010 (0 games)
2+ INTERCEPTIONS IN BACK-TO-BACK GAMES: Ryan Smith - 2 vs. Alabama, Sept. 30, 2006 & 2 vs. LSU Oct. 7, 2006 (57 games)
3+ PLAYERS WITH AN INTERCEPTION: 4 vs. USF, Sept. 11, 2010 - Ahmad Black (2x), Janoris Jenkins and Justin Trattou (6 games)
FUMBLE RETURN FOR A TD: 18 yards, Dustin Doe vs. Tennessee, Sept. 15, 2007 (46 games)
FUMBLE RECOVERED IN THE ENDZONE FOR A TD: Wondy Pierre-Louis vs. Arkansas, Dec. 2, 2006 (50 games)
FLORIDA RECORDED A SAFETY: Sept. 6, 2008 vs. Miami; blocked punt by Jeff Demps went out the back of the endzone, team safety (34 games)
BLOCKED A PUNT: Chris Rainey, at Mississippi State, Oct. 24, 2009 (15 games)
BLOCKED A FIELD GOAL: Omar Hunter vs. Kentucky, Sept. 25, 2010 (4 games)
BLOCKED A PAT: Team Block at Florida State, Nov. 28, 2008 (23 games)
BLOCKED A PUNT FOR A TD: Blocked and recovered in the endzone by Chris Rainey, Sept. 26, 2009 at Kentucky (18 games)
BLOCKED FG RETURNED FOR A TD: Blocked by Marcus Thomas, returned by Reggie Lewis, 52 yards vs. Florida State, Nov. 26, 2005 (64 games)
BLOCKED PAT RETURNED FOR A DEFENSIVE EXTRA POINT: Blocked by Marcus Thomas, returned by Dee Webb, vs. South Carolina, Nov. 12, 2005 (50 games)
BLOCKED 2 KICKS IN A GAME (ANY COMBINATION: PUNT, FG, PAT): 2 at Vanderbilt, Nov. 8, 2008: Carlos Dunlap blocked two punts (27 games)
BLOCKED 3 KICKS IN A GAME (ANY COMBINATION: PUNT, FG, PAT): 3 vs. Kentucky, Oct. 25, 2008: William Green blocked punt, Jeffery Demps blocked punt, Joe Haden blocked field goal (29 games)
BLOCKED 2 PUNTS IN A GAME: 2 at Vanderbilt, Nov. 8, 2008: Carlos Dunlap blocked two punts (27 games)
BLOCKED 2 FIELD GOALS IN A GAME: Nov. 11, 2006 vs. South Carolina: 1 - Ray McDonald, 1 - Jarvis Moss (53 games)
PLAYER BLOCKED 2 KICKS IN A GAME (ANY COMBINATION: PUNT, FG, PAT): 2 at Vanderbilt, Nov. 8, 2008: Carlos Dunlap, two punts (27 games)
50+ YARD FIELD GOAL: 56 yards, Caleb Sturgis vs. Georgia, Oct. 31, 2009 (14 games)
MISSED A PAT: Caleb Sturgis vs. Kentucky, Sept. 25, 2010 (4 games)
MISSED A FIELD GOAL: Missed from 42 yards, Chas Henry vs. Georgia, Oct. 30, 2010 (0 games)
PLAYER PLAYED BOTH WAYS: Earl Okine, vs. Miami University, Sept. 4, 2010; played defensive line and tight end in goal line (7 games)
PLAYER STARTED BOTH WAYS: Keiwan Ratliff vs. Florida State, Nov. 30, 2002; Ratliff played cornerback and wide receiver (100 games)
WR or RB THREW A TD PASS: Andre Caldwell vs. Arkansas (SEC Championship), Dec. 2, 2006 (50 games)
TD BY AN OFFENSIVE LINEMAN: Thomas Moody vs. South Carolina, Nov. 11, 2000; Moody scored on a six-yard reception (128 games)
PLAYER SCORED A TD RUSHING & RECEIVING IN A GAME: Trey Burton vs. Kentucky, Sept. 25, 2010, (4 games)
4 FRESHMEN SCORED A TD IN A GAME: Nov. 18, 2006 vs. Western Carolina - Riley Cooper 3 receiving, Tim Tebow 2 rushing, Jarrod Fayson 1 rushing, Brandon James 1 punt return (52 games)
SCORED A TD ON THE FIRST THREE POSSESSIONS OF A GAME: Nov. 22, 2008 vs. The Citadel (25 games)
SCORED A TD ON THE FIRST FOUR POSSESSIONS OF A GAME: Nov. 22, 2008 vs. The Citadel (25 games)
SCORED A TD ON THE FIRST SEVEN POSSESSIONS OF A GAME: Nov. 22, 2008 vs. The Citadel (25 games)
PLAYER FORCED A FUMBLE AND RECOVERED A FUMBLE IN A GAME: Jermaine Cunningham, vs. Troy, Sept. 12, 2009 (20 games)
RECORDED A SHUTOUT: Nov. 18, 2006 defeated Western Carolina, 62-0 (52 games)
HELD TIME OF POSSESSION FOR OVER 40 MINUTES IN A GAME: 40:48 vs. Ohio State, Jan 8, 2007 (49 games)
FORCED AN OPPONENT TO HAVE 5 DRIVES FOR NEGATIVE YARDAGE IN A GAME: 5 vs. Ohio State, Jan. 8, 2007 (49 games)

THE LAST TIME...

By an Opponent:

30 RUSHING ATTEMPTS: 32, Mike Hart, Michigan, Jan. 1, 2008 (Capital One Bowl) (36 games)
100 YARDS RUSHING: 103, Derrick Locke, Kentucky, Sept. 25, 2010 (4 games)
200 YARDS RUSHING: 204, Willis McGahee, Miami, Sept. 7, 2002 (111 games)
3 RUSHING TDs: Cory Boyd, South Carolina, Nov. 10, 2007 (38 games)
20+ PASSES COMPLETED: 21, Mike Hartline, Kentucky, Sept. 25, 2010 (4 games)
30+ PASSES COMPLETED: 35, Andre Woodson, Kentucky, Oct. 20, 2007 (41 games)
40+ PASSES ATTEMPTED: 44, Zac Dysert, Miami University, Sept. 4, 2010 (7 games)
300+ YARDS PASSING: 313, Aaron Murray, Georgia, Oct. 30, 2010 (0 games)
400+ YARDS PASSING: 415, Andre Woodson, Kentucky, Oct. 20, 2007 (42 games)
300+ YARDS TOTAL OFFENSE: 349, Chad Henne, Michigan, Jan. 1, 2008 (Capital One Bowl) (Chad Henne passed for 373 and rushed for -24) (36 games)
100+ YARDS RECEIVING: 108, Orson Charles, Georgia, Oct. 30, 2010 (0 games)
150+ YARDS RECEIVING: 153, Adrian Arrington, Michigan, Jan. 1, 2008 (Capital One Bowl) (35 games)
2+ PLAYERS WITH 100+ YARDS RECEIVING: Orson Charles (108) and Tavarres King (104), Georgia, Oct. 30, 2010 (0 games)
BLOCKED KICK RETURNED FOR A TD: 78, Devin Hester, Miami (Chick-Fil-A Peach Bowl), Dec. 31, 2004 (75 games)
50+ YARD FIELD GOAL: 50, Matt Boshier, Miami, Sept. 6, 2008 (34 games)
KICKOFF RETURN FOR A TD: 93, Ted Ginn, Jr., Ohio State (BCS NC Game), Jan. 8, 2007 (59 games)
PUNT RETURN FOR A TD: 72, Roscoe Parrish, Miami (Chick-Fil-A Peach Bowl), Dec. 31, 2004 (75 games)
FAKE PUNT FOR A TD: 57, Tim Sesley, SW Louisiana, Nov. 6, 1993 (219 games)
FAKE FIELD GOAL FOR A TD: 11, Chris Matthews, Kentucky, Sept. 25, 2010 (4 games)
INTERCEPTION RETURN FOR A TD: 35-yard return, C.J. Mosley, Alabama, Oct. 2, 2010 (3 games)
3+ INTERCEPTIONS: 3, Corey Webster, LSU, Oct. 12, 2002 (106 games)
FUMBLE RETURN FOR A TD: 36, Darlron Spread, Vanderbilt, Nov. 3, 2007 (40 games)
BLOCKED PUNT: Team Block, Auburn, Oct. 14, 2006 (56 games)
BLOCKED PUNT RETURN FOR A TOUCHDOWN: Tre Smith, Auburn, Oct. 14, 2006 (56 games)
BLOCKED FIELD GOAL FOR A TOUCHDOWN: Thomas Carroll, Miami, Dec. 31, 2004 (Chick-Fil-A Peach Bowl); Carroll blocked the Matt Leach kick and Devin Hester returned it 78-yards for a TD (75 games)
BLOCKED PAT RETURNED FOR A DEFENSIVE EXTRA POINT: Wayne Williams, LSU, Oct. 6, 1990 (258 games)
FLORIDA PLAYER TACKLED FOR A SAFETY: Chris Leak vs. South Carolina, Nov. 15, 2003 (89 games)
FLORIDA PLAYER INTENTIONALLY TAKES A SAFETY: Bobby Kane vs. Kentucky, kicked ball out of endzone on botched punt, Oct. 25, 2008 (29 games)
FLORIDA PLAYER ALLOWS A SAFETY BY PENALTY: Bobby Kane vs. Kentucky, kicked ball out of endzone on botched punt, Oct. 25, 2008 (29 games)
MISSED A FIELD GOAL: Craig McIntosh, Kentucky, Sept. 25, 2010, (4 games)
MISSED A PAT: Leigh Tiffin, Alabama, Dec. 5, 2009 (9 games)
BLOCKED A PAT: Matt Roark, Kentucky, Sept. 25, 2010 (4 games)