



AUBURN TIGERS

2008 FOOTBALL



GAME 6

#13/14/13 AUBURN (4-1, 2-1 SEC) vs. #19/19/19 VANDERBILT (4-0, 2-0 SEC)

OCTOBER 4, 2008 • 5:00 PM CT • TV: ESPN

VANDERBILT STADIUM (39,773) • NASHVILLE, TN



QUICK FACTS

COACHES:

Tommy Tuberville (Southern Arkansas, 1976)
 Auburn Record.....84-34 (10th year)
 vs. Vanderbilt5-0
 Overall Record109-54 (14th year)
 vs. Vanderbilt9-0

Bobby Johnson (Clemson, 1973)
 Vanderbilt Record 24-50 (7th year)
 vs. Auburn0-3
 Overall Record84-86 (15th year)
 vs. Auburn0-3

SERIES:

AU leads, 20-19-1
 at AuburnAU leads, 8-0
 at Nashville.....VU leads, 10-7
 at Neutral SitesVU leads, 9-5-1
 at Birmingham, ALTied, 4-4-1
 at Jacksonville, FLVU leads, 1-0
 at Montgomery, AL.....VU leads, 4-1
 Last Meeting.....AU 35, VU 7
 Oct. 6, 2007 in Auburn
 Current Streak.....AU, 13

RANKINGS:

Auburn13th AP/14th USA Today/13th Harris
 Vanderbilt.....19th AP/19th USA Today/19th Harris

TELEVISION:

ESPN (Live)

Play-by-play.....Brent Musberger
 AnalystKirk Herbstreit
 SidelinesLisa Salters

RADIO:

The Auburn Network provides radio coverage to over 50 stations that cover the Southeast. Rod Bramblett (play-by-play), Stan White (color), Quentin Riggins (sideline), Paul Ellen (studio) and Andy Burcham (locker room) provide gameday analysis.

SATELLITE RADIOXM Radio 201
 LOCALLYWKKR-FM (97.7)

INTERNET:

Live audio & statswww.auburntigers.com

THE GAME

Auburn visits Vanderbilt for the first time since 2003 in a battle of nationally-ranked teams. Auburn has won the last 13 games in the series, but Saturday's game will mark the first time the Tigers have ever faced a nationally-ranked Vanderbilt squad. Auburn, which has a nine-game winning streak against schools from the state of Tennessee, will be playing its fourth straight nationally-televised game.

AUBURN HEADLINES

- ▶ Auburn has not lost to Vanderbilt since the 1955 Gator Bowl.
- ▶ Auburn is 12-5 against nationally-ranked teams since the 2004 season.
- ▶ Auburn has the nation's third-best record over the past five seasons in games away from home with an 18-4 mark (.818), including a 15-3 mark in SEC road games.
- ▶ Auburn has won 16 of its last 17 games when wearing all white uniforms.
- ▶ Auburn will be part of the ESPN GameDay location for the second time this season and 10th time overall. The Tigers are 5-4 when playing in GameDay's on-site game.
- ▶ Auburn leads the nation in opponents' third-down conversion percentage, surrendering just 11 first downs in 76 attempts (14.5 percent).
- ▶ Auburn ranks fifth nationally in scoring defense (10.6), 11th in total defense (246.0), 12th in pass defense (153.8) and 18th in rushing defense (92.2).
- ▶ Auburn has is one of just seven teams - and two teams that have played five games - that has allowed just one or no rushing touchdowns this season.
- ▶ Auburn has held two of its three SEC opponents to less than 100 yards passing, and ranks third nationally allowing just 4.63 yards per pass attempt.
- ▶ Auburn has outscored its opponents 62-9 in the first half this season.
- ▶ Sen'Derrick Marks leads the SEC and ranks tied for 15th nationally with eight tackles for loss.
- ▶ Antonio Coleman leads the SEC with four sacks and ranks second behind Marks in tackles for loss with seven.
- ▶ Robert Dunn ranks sixth nationally in punt returns (21.4).
- ▶ Rodgeriquis Smith needs one reception to become the seventh player in Auburn history with 100 career receptions.
- ▶ Auburn has two players with more than 1,500 career rushing yards on the squad. Ben Tate has rushed for 1,688 career yards and Brad Lester has 1,574 career rushing yards.
- ▶ Auburn has won five straight games decided by four points or less, including two this season, and is 17-5 under Tommy Tuberville in games decided by four points or less.

AUBURN (4-1, 2-1 SEC)

Date	Opponent	Score/Time
Aug. 30	LOUISIANA-MONROE	W, 34-0
Sept. 6	SOUTHERN MISS [Raycom]	W, 27-13
Sept. 13	at Mississippi State [ESPN2]	W, 3-2
Sept. 20	#6/6 LSU [ESPN]	L, 21-26
Sept. 27	TENNESSEE [CBS]	W, 14-12
Oct. 4	at #19/19/19 Vanderbilt [ESPN] 5 p.m.	
Oct. 11	ARKANSAS	TBA
Oct. 23	at West Virginia [ESPN]	6:30 p.m.
Nov. 1	at Ole Miss	TBA
Nov. 8	TENNESSEE-MARTIN	1:30 p.m.
Nov. 15	GEORGIA	TBA
Nov. 29	at Alabama	TBA

All times Central

VANDERBILT (4-0, 2-0 SEC)

Date	Opponent	Score/Time
Aug. 30	at Miami (Ohio)	W, 34-13
Sept. 6	#24/24 S. CAROLINA [ESPN]	W, 24-17
Sept. 13	RICE	W, 38-21
Sept. 20	at Ole Miss	W, 23-17
Oct. 4	#13/14/13 AUBURN [ESPN] 5 p.m.	
Oct. 11	at Mississippi State	TBA
Oct. 18	at Georgia	TBA
Oct. 25	DUKE	TBA
Nov. 8	FLORIDA	TBA
Nov. 15	at Kentucky	TBA
Nov. 22	TENNESSEE	TBA
Nov. 29	at Wake Forest	TBA

All times Central

2008 Auburn Football Game Notes

STATISTICAL COMPARISON

AUBURN VS. VANDERBILT 2008 STATISTICS

	<u>AU</u>	<u>VU</u>
Scoring Offense	19.8	29.8
Total Offense	329.4	282.8
First Downs	17.2	16.3
Rushing Yards	156.2	202.0
Passing Yards	173.2	80.8
Time of Possession	30:38	31:03
3rd Down Pct.	29%	38%
Scoring Defense	10.6	17.0
Yards Allowed	246.0	364.2
Rushing Yards Allowed	92.2	124.2
Passing Yards Allowed	153.8	240.0

STATISTICAL LEADERS

2008 STATISTICS

RUSHING YARDS

AUBURN	VANDERBILT
Ben Tate.....393	Jared Hawkins.....314
Brad Lester174	Chris Nickson.....270
Kodi Burns84	Sean Walker.....85
Eric Smith74	Jamie Graham.....48

PASSING YARDS

AUBURN	VANDERBILT
Chris Todd815	Chris Nickson.....292
Kodi Burns51	Mackenzi Adams31

RECEPTIONS

AUBURN	VANDERBILT
Rodgeriquis Smith15	Sean Walker.....9
Robert Dunn.....15	Jamie Graham6
Montez Billings12	Three tied with4

POINTS SCORED

AUBURN	VANDERBILT
Wes Byrum27	Bryant Hahnfeldt35
Robert Dunn.....18	Chris Nickson30
Ben Tate.....12	Jared Hawkins24
Seven tied with6	Sean Walker.....12

TACKLES

AUBURN	VANDERBILT
Jeraud Powers25	Patrick Benoist37
Zac Etheridge23	Ryan Hamilton30
Mike McNeil.....21	Myron Lewis26
Three tied with.....20	Chris Marve.....26

INTERCEPTIONS

AUBURN	VANDERBILT
Four tied with.....1	Ryan Hamilton3
	Reshard Langford.....2
	D.J. Moore2

AUBURN-VANDERBILT SERIES NOTES

Auburn has won 13 straight in the series since Vanderbilt's last victory in the 1955 Gator Bowl ... The Tigers have won the last six meetings in Nashville since Vanderbilt's last win in 1950 ... Vanderbilt won eight consecutive games in the series from 1929 to 1950 ... Auburn has averaged 36.4 points during its 13-game winning streak against Vanderbilt ... The Tigers have held Vanderbilt to 10 points or less in nine of the 13 victories ... Auburn has rushed for over 200 yards in nine of the last 13 meetings, and had at least four rushing touchdowns in six of those 13 games, including the last two ... Vanderbilt has averaged just 106.6 yards passing per game in the last 10 meetings.

VANDERBILT QUICK HITTERS

Vanderbilt is shooting for its first 5-0 start since 1943 ... The Commodores are nationally ranked for the first time since 1984 ... Vanderbilt is 2-0 in the SEC for just the third time since 1956 ... The Commodores have intercepted 10 passes and have not thrown a single one ... Vanderbilt ranks No. 1 in the nation in turnover margin (+2.25) ... The Commodores are tied for the national lead in fewest penalties with 11 ... Vanderbilt is 116th out of 119 teams in passing offense (80.8) ... The Commodores have outscored their opponents 51-10 in the second half this season ... D.J. Moore leads the nation in punt returns, averaging 29.0 yards per return ... Ryan Hamilton's three interceptions leads the SEC ... Patrick Benoist is averaging 9.3 tackles per game, which is No. 2 in the SEC.

TENNESSEE TIGERS

The 2008 Auburn roster includes two players who hail from the state of Tennessee. Sophomore OL Mike Berry is from Antioch, while redshirt freshman OL A.J. Greene is from Madison.

ALABAMA COMMODORES

Vanderbilt has 12 players on its roster from the state of Alabama. Commodores from Alabama include: OL Joey Bailey (Trussville), DE John Burrow (Morris), DB Joel Caldwell (Hoover), LB Dexter Daniels (Brantley), DT James Elledge (Birmingham), LB Davis Flowers (Dothan), TE Justin Green (Troy), LB Chris Johnson (Birmingham), S Reshard Langford (Tanner), QB Chris Nickson (Brundidge), DB Sean Richardson (Linden) and QB Larry Smith (Prattville).

ON THIS DATE

Auburn is 12-3-1 all-time on Oct. 4 and has won four in a row. The Tigers last played on Oct. 4 in 2003, when unranked Auburn upset No. 7 Tennessee in Jordan-Hare Stadium, 28-21. Another memorable Oct. 4 win came on a Friday night in Miami in 1974, when No. 11 Auburn won 3-0 against the Hurricanes. The Tigers haven't lost on Oct. 4 since 1975 when Virginia Tech turned the trick.

IN OCTOBER

Auburn is 287-144-18 (.659) all-time in the month of October, including a 23-13 mark under Tommy Tuberville. The Tigers are 23-7 in their last 30 games in October.

VS. RANKED TEAMS

Auburn is 20-19 against nationally-ranked teams during the Tommy Tuberville era, including a 12-5 record since the 2004 season. The Tigers have beaten at least one nationally-ranked team during each of Tuberville's previous nine seasons on the Plains.

VS. TEAMS RANKED 19TH

Auburn has a 6-4-1 record all-time against teams ranked No. 19 in the Associated Press poll, including a 2-0 mark under Tommy Tuberville. No. 24 Auburn won 24-17 at Georgia in 2001, and unranked Auburn won at Ole Miss, 35-27, in 2000 in the Tigers' two games against No. 19 teams during the Tuberville era. Auburn is 4-2-1 against No. 19 teams when Auburn is also ranked, and 2-2 when the Tigers are not ranked.

GAMEDAY AT AUBURN GAME

ESPN's College GameDay Built by Home Depot featuring Chris Fowler, Kirk Herbstreit, Lee Corso and Desmond Howard will be in Nashville this weekend for the Auburn-Vanderbilt game. It will mark the second time this season that the GameDay crew covered an Auburn game, as the group was in Auburn for the LSU game Sept. 20.

It will be the 10th time that Auburn has played in GameDay's on-site game. The Tigers are 5-4 in GameDay contests, including a 2-2 mark in games away from home. In 2004, GameDay was in attendance for Auburn's wins against Tennessee in Knoxville and in the SEC Championship game.

Listed are Auburn's all-time appearances on GameDay.

Date	Result	Game (Site)
Sept. 20, 2008	L, 21-26	vs. LSU (Auburn)
Sept. 16, 2006	W, 27-17	vs. Florida (Auburn)
Dec. 4, 2004	W, 38-28	vs. Tennessee (Atlanta)
Nov. 13, 2004	W, 24-6	vs. Georgia (Auburn)
Oct. 2, 2004	W, 34-10	at Tennessee (Knoxville)
Oct. 18, 1997	L, 10-24	vs. Florida (Auburn)
Nov. 23, 1996	L, 23-24	vs. Alabama (B'ham)
Nov. 18, 1995	W, 31-27	vs. Alabama (Auburn)
Nov. 19, 1994	L, 14-21	vs. Alabama (B'ham)

ROAD WARRIORS

Over the past five seasons, Auburn has the nation's third-best record in games played away from home (road or neutral site games). The Tigers are 18-4 (.818) since the start of the 2004 season outside of Jordan-Hare Stadium, trailing only Texas (24-4, .857) and USC (24-5, 828). In SEC games, Auburn is 15-3 against SEC teams outside of Auburn since the 2004 season.

2008 Auburn Football Game Notes

WINNING IN WHITE

Auburn has won 16 of its last 17 games when wearing all white uniforms, including this season's road opener at Mississippi State. The Tigers had not lost when wearing white jerseys during the entire 2004-07 seasons, until Georgia broke the 15-game winning streak in white in Athens last November. The Tigers went 5-0 in all white uniforms in 2004, 3-0 in 2005, 4-0 in 2006 and 3-1 in 2007. The streak includes the 2004 SEC Championship game against Tennessee, a 2007 AT&T Cotton Bowl Classic victory over Nebraska and last year's home victory over Vanderbilt when the team wore all white to honor the 1957 national championship team. Auburn also has road wins at Alabama (twice), Ole Miss (twice), Arkansas (twice), Mississippi State (twice), Florida, Georgia, Tennessee, South Carolina and Kentucky during that span.

THIRD DOWN DOMINATION

Auburn's defense has been spectacular on third downs this season, as the Tigers lead the nation in opponent third-down conversions. Auburn opponents have converted just 11-of-76 third downs for 14.5 percent, while the second-best mark in the country is Tulane at 20.9 percent. ULM was just 2-of-18 on third downs in the opener, Auburn limited Southern Miss to just 1-of-14 on third downs Sept. 6, Mississippi State was 0-of-14 Sept. 13, LSU was 4-of-14 Sept. 20 and Tennessee was 4-of-16 last Saturday.

Auburn went more than eight quarters earlier this year without allowing a third-down conversion. From a Southern Miss conversion in the first quarter until LSU converted in the second quarter Sept. 20, the Tigers had played 28 straight third downs without allowing a first down.

Auburn's defense has been particularly stingy in the second and fourth quarters, with opponents converting 2-of-22 (9.1 percent) in the second period and 2-of-20 (10 percent) in the final period. Forcing third and long has been the key, as 43 of the 76 attempts (56.6 percent) have come with seven or more yards needed for a first down.

DEFENSE SHINING

Under first-year defensive coordinator Paul Rhoads, Auburn's defense has been stellar in areas beyond third-down conversions. The Tigers are ranked in the top 20 nationally in several other defensive categories, including scoring defense (10.6, 5th), pass efficiency defense (95.23, 9th), total defense (246.0, 11th), pass defense (153.8, 12th), tackles for loss (7.4, 17th) and rushing defense (92.2, 18th).

NOT GIVING UP GROUND

Not only does Auburn's defense rank 18th nationally against the run (92.2 yards per game), but the Tigers have allowed just one rushing touchdown this season. There are only three teams nationally that have not allowed a rushing

touchdown and four other squads that have allowed only one touchdown on the ground, and six of those seven teams have played four or fewer games while the Tigers have played five.

SECONDARY TO NONE

Auburn's secondary has been solid despite a lack of depth this season, as the Tigers rank 12th defensively in pass defense (153.8) and ninth in pass efficiency defense (95.23). The Tigers are allowing only 4.63 yards per pass attempt, which is the third best mark in the nation, behind only Arizona (3.86) and Georgia Tech (4.53).

Auburn has held three of its five opponents to 136 or fewer yards passing, including two that failed to reach 100. Tennessee threw for just 67 yards last Saturday, and Mississippi State had 78 yards through the air Sept. 13.

Auburn opponents should be ready for more of the same in the future, as there are no seniors in the group of starters or top reserves.

HIGH MARKS

Junior All-American candidate Sen'Derrick Marks has been a terror on the defensive line for the Auburn defense. Marks leads the SEC and ranks tied for 15th nationally with eight tackles for loss, including two sacks. Marks, who has started all 31 games since the start of the 2006 season, now has 28 tackles for loss during his career.

COLEMAN LIGHTING UP QBs

Junior defensive end Antonio Coleman has four sacks in Auburn's first five games to lead the SEC, and his seven tackles for loss ranks second behind Sen'Derrick Marks. Coleman, who also has a team-high seven quarterback hurries this year, now has 12.5 sacks during his career, and needs three more to crack Auburn's career top 10.

SUCCESS FROM THE FIRST START

Sophomore Josh Bynes filled in for Tray Blackmon as the starting middle linebacker last Saturday against Tennessee, and his first start was a memorable one. Bynes led the team with 11 tackles (six solo, five assists), becoming the first Auburn player this season to record a double-digit tackle effort.

FIRST-HALF SCORING DIFFERENTIAL

Auburn has outscored its opponents 62-9 in the first half, having allowed just three field goals in the first half this season. The second quarter had been particularly good to Auburn, which has outscored its opponents 41-6 in the period. Auburn has not scored more than 21 points in any other quarter.

Auburn played nearly the first seven quarters of its season without allowing a point, surrendering its first score of the season with just 2:33 left in the third quarter against Southern Miss after going 102:27 without being scored upon.

SEC SUCCESS

Auburn has won 28 of its last 35 Southeastern Conference games and 29 of its last 36 games against SEC schools, including the 2004 SEC Championship game victory over Tennessee. Auburn's success against conference schools dates back to more than just the past five seasons, as since the start of the 2000 season, the Tigers have the second-best record among the 12 league schools in regular season conference games, just a half game behind LSU. The following are the combined conference records of the 12 SEC schools from 2000-08.

	W-L	Pct.
LSU	49-17	.742
Auburn	49-18	.731
Florida	47-19	.712
Georgia	46-20	.697
Tennessee	44-22	.667
Arkansas	32-33	.492
Alabama	32-34	.485
South Carolina	30-36	.455
Ole Miss	25-41	.379
Kentucky	15-49	.234
Mississippi State	15-51	.227
Vanderbilt	11-55	.167

TIGERS SINCE 2000

Since the start of the 2000 season, Auburn has one of the best records in all of the Football Bowl Subdivision. The Tigers' record of 79-29 (.738) ranks 10th among all 119 programs. The list of the top 20 programs since 2000 in terms of winning percentage follows:

	W-L	Pct.
1. Boise State	89-16	.848
2. Texas	89-17	.840
3. Oklahoma	86-17	.835
4. Ohio State	85-21	.802
5. LSU	86-22	.796
6. USC	83-22	.790
7. Georgia	84-24	.778
8. Virginia Tech	83-25	.769
9. Miami (Fla.)	78-25	.757
10. Auburn	79-28	.738
11. TCU	76-27	.738
12. Louisville	76-28	.731
13. Florida	77-29	.726
14. Michigan	75-29	.721
15. Boston College	74-31	.705
16. Oregon	71-33	.683
17. West Virginia	70-33	.680
18. Tennessee	72-34	.679
19. Wisconsin	72-35	.673
20. Utah	68-33	.673

2008 Auburn Football Game Notes

ROAD RULERS SINCE 2004

Auburn has been one of the nation's best road teams since 2004, posting the county's fifth-best record in road games, and the third-best in road and neutral site games.

Top Ten Road Records Since 2004

1. Texas	16-2 (.889)
2. Virginia Tech	18-3 (.857)
3. USC	20-4 (.833)
Georgia	15-3 (.833)
5. Auburn	14-3 (.824)
6. Boise State	17-5 (.773)
7. Ohio State	15-5 (.750)
8. West Virginia	17-6 (.739)
9. Oklahoma	11-5 (.688)
10. Michigan	13-6 (.684)

Top Ten Road & Neutral Site Records Since 2004

1. Texas	24-4 (.857)
2. USC	24-5 (.828)
3. Auburn	18-4 (.818)
4. Georgia	21-6 (.778)
5. West Virginia	20-7 (.741)
6. LSU	18-7 (.720)
Boise State	18-7 (.720)
8. Virginia Tech	20-8 (.714)
9. Ohio State	17-7 (.708)
10. Louisville	17-9 (.654)

NAILBITER MAGIC

As Auburn's victories this season over Mississippi State and Tennessee have demonstrated, Auburn has had tremendous success in tight ball games under head coach Tommy Tuberville. The Tigers have a record of 17-5 in games decided by four points or less during the Tuberville era, and have won their last five and eight of their last nine. Since the 2000 season, Auburn is 7-0 in games decided by just one or two points.

BOUNCING BACK

It should come as no surprise that Auburn rebounded from a loss to LSU to beat Tennessee last Saturday. Over the past five seasons, the Tigers are now 9-1 in their first game played after a loss. The Tigers have had just one two-game losing streak in the past five seasons, dropping games to South Florida and Mississippi State early last season.

RUNNING BACK U.

Auburn is continuing its tradition of producing high-caliber running backs, with two backs on the squad that have over 1,500 career rushing yards. Junior Ben Tate leads the team with 393 yards rushing and ranks 18th in Auburn history with 1,688 career yards. Senior Brad Lester had 174 yards this season and has pushed his career total to 1,574, which ranks 21st. They were the first pair of Auburn running backs to enter a season with more than 1,000 yards rushing each since Carnell Williams and Ronnie Brown in 2004.

TOP TEN RECEIVER

Senior Rodgeriqu Smith shares the team lead with 15 receptions for 166 yards this season, and now ranks in the top 10 in school history in both receptions and receiving yards. His 99 career catches ranks tied for seventh, and his 1,432 receiving yards ranks 10th. He needs just one more catch to become just the seventh player in school history with 100 career receptions.

SPREADING IT AROUND

Auburn had 11 different players catch passes Sept. 6 vs. Southern Miss, marking the most players to catch a pass in a game for Auburn since 2005 against Ole Miss. The Tigers have already had 14 different players catch passes this season, including 10 players with multiple receptions.

DYNAMITE DEBUT

Chris Todd completed 21-of-31 passes for 248 yards in his first career start for Auburn Sept. 6 vs. Southern Miss. It marked the most yards passing by an Auburn quarterback since Brandon Cox threw for 251 yards against Arkansas State in 2006. Todd completed 7-of-9 passes for 90 yards in the first 10 minutes of the

game, surpassing Auburn's entire passing yardage total from the season opener.

Todd threw for a career-best 250 yards Sept. 20 against LSU, tossing a go-ahead 15-yard touchdown to Robert Dunn with 6:40 left in the game.

DUNN DEAL

Robert Dunn currently ranks sixth nationally in punt returns, averaging 21.4 yards per return. In the season opener against Louisiana-Monroe, Dunn snapped an Auburn streak of 144 consecutive games and 374 punt returns without a touchdown, which was the longest streak in the nation, by returning a kick 66 yards for a score.

Dunn, who was only 10 years old the last time Auburn had a punt return for a touchdown, appeared to accomplish the feat again Sept. 6 against Southern Miss, but what would have been a 65-yard return for a score was reduced to 47 yards due to a block in the back at the 18-yard line that occurred 5 yards behind Dunn, who was about to cruise into the end zone.

Dunn, who has had five of his nine returns this season go for at least 17 yards, finished the Southern Miss game with 103 punt return yards, becoming the first Tiger to have more than 100 punt return yards in a game since Joe Walkins against Ball State on Sept. 1, 2001.

DURST CONTINUING TO EXCEL

Redshirt freshman Clinton Durst, who burst onto the scene in the spring and was the Special Teams MVP of the A-Day game after averaging 48.3 yards on three punts, ranks second in the SEC and 18th nationally, averaging 43.7 yards per punt this year with nine punts placed inside the 20-yard line. His kicks, which have included six fair catches, have helped Auburn rank second in the SEC in net punting at 37.3 yards per kick.

Durst joins an impressive stable of young kickers that also includes sophomore punter Ryan Shoemaker, who was a first-team preseason All-SEC selection this season after averaging 42.4 yards per punt last year, before being supplanted as Auburn's punter by Durst.

Auburn's group of young kickers also includes sophomore kicker Wes Byrum, who led Auburn in scoring last year with 86 points, including 17 field goals which is tied for third most in a single season in school history. He made game-winning field goals in the closing seconds at Florida and at Arkansas last season.

In addition, sophomore Patrick Tatum averaged 43.4 yards on 16 punts last season while Shoemaker was out with an injury, and sophomore Morgan Hull has also handled the kickoff duties part-time in each of the last two seasons.

2008 Auburn Football Game Notes

FIRST TIMERS

Auburn has had 21 players play in their first collegiate games at Auburn this season, including 12 true freshmen. The true freshmen that have seen action this season include: DB Harry Adams, WR Darvin Adams, DB Drew Cole, DB D'Antoine Hood, WR Philip Pierrelouis, LB Spencer Pybus, DL Jomarcus Savage, RB Eric Smith, TE Vance Smith, DB Christian Thompson, DB Neiko Thorpe and WR Derek Winter. Others who have played in their first games at Auburn include: WR Quindarius Carr, OL Jared Cooper, H Clayton Crofoot, RB John Douglas, P Clinton Durst, RB Ryan Hastie, LB Adam Herring, DB Mike Slade, and QB Chris Todd.

IN THE POLLS

For the sixth consecutive year, Auburn was nationally ranked to begin the season, and the Tigers are currently ranked 13th in the *Associated Press* Poll and the Harris Interactive poll, and 14th in the USA Today Coaches Poll.

This season marked the first time since the 1986-91 seasons that Auburn was ranked at the start of six consecutive seasons. The Tigers, then at No. 10, were also ranked in the top 10 of the AP Preseason Poll for the third time since 2003. The Tigers were the preseason No. 6 team in 2003 and ranked No. 4 in the initial 2006 poll.

NO SHUTOUTS ALLOWED

Auburn has scored in 68 consecutive games, which is the second-longest streak in school history. The Tigers have not been shut out since a 23-0 loss to USC to open the 2003 season. It will be a while before Auburn could challenge the school record. The Tigers scored in 149 straight games from Oct. 4, 1980 through Nov. 14, 1992.

SHUTOUT CITY

Auburn shut out Louisiana-Monroe in the season opener, 34-0, for its first shutout since a 27-0 win against Arkansas State on Nov. 4, 2006. It marked the ninth shutout by Auburn during the Tommy Tuberville era, and was the first shutout in a season opener since a 31-0 victory over ULM in the 2004 opener.

Auburn's nine shutouts since the 2000 season are tied with LSU for the most in the SEC during that span. No other SEC school has more than four shutouts since 2000.

TUBERVILLE IN TENTH SEASON

Tommy Tuberville is in his tenth season at Auburn in 2008 and his 14th as a head coach in the Southeastern Conference. Tuberville has the third-longest tenure in the SEC (second-longest active streak) behind Phillip Fulmer of Tennessee and Steve Spurrier of South Carolina, who will each coach his 16th season in the league this year.

Tuberville has amassed a record of 84-34 in his 10 seasons at Auburn and an overall mark of 109-54. He has led the Tigers to eight straight bowl appearances.

Tuberville is fourth all-time at Auburn in wins, and is the fourth-longest tenured coach in school history.

TUBERVILLE PASSES DYE

Auburn's 14-12 victory over Tennessee Sept. 27 moved head coach Tommy Tuberville ahead of Pat Dye in all-time winning percentage as Auburn head coach. Dye finished his 12-year career at Auburn with a record of 99-39-4 for a winning percentage of .711. Tuberville now has a record of 84-34 on the Plains, giving him a winning percentage of .712.

TUBERVILLE'S TOP 10

In recognition of Tommy Tuberville's 10th season at Auburn, Auburn fans had the opportunity to vote for the 10 biggest wins during the Tommy Tuberville era this summer on www.auburntigers.com. More than 4,500 votes were cast, and the results were as follows:

No. 10	Auburn 17, Alabama 10	11/24/07
No. 9	Auburn 34, Tennessee 10	10/2/04
No. 8	Auburn 7, LSU 3	9/16/06
No. 7	Auburn 28, Alabama 18	11/19/05
No. 6	Auburn 17, Alabama 7	11/23/02
No. 5	Auburn 31, Georgia 30	11/12/05
No. 4	Auburn 27, Florida 17	10/14/06
No. 3	Auburn 20, Florida 17	9/29/07
No. 2	Auburn 10, LSU 9	9/18/04
No. 1	Auburn 23, Florida 20	10/13/01

14 AND COUNTING

In his 14th year as a head coach, Tommy Tuberville has five assistant coaches who have been with him all 14 years. That group includes: defensive tackles coach Don Dunn, running backs/special teams coach Eddie Gran, wide receivers coach Greg Knox, offensive line coach Hugh Nall and defensive ends coach Terry Price.

NEW LOOKS ON "O" AND "D"

Both the Auburn offense and defense have new looks this season, as the Tigers have new offensive and defensive coordinators. Tony Franklin joined the squad as offensive coordinator/quarterbacks coach prior to the Chick-fil-A Bowl last season, and in just eight practices, installed a portion of his spread offense and helped Auburn amass 423 yards of offense on 90 plays during a 23-20 overtime victory over Clemson.

Paul Rhoads joined the staff as defensive coordinator/secondary coach in January after eight seasons in that position at Pittsburgh. His Panthers ranked fifth nationally in total defense (297.7) and third in pass defense (167.3) in 2007.

AROUND THE SEC

SEC STANDINGS

Eastern Division

	SEC		Overall	
	W	L	W	L
Vanderbilt	2	0	4	0
Georgia	1	1	4	1
Florida	1	1	3	1
Kentucky	0	0	4	0
South Carolina	0	2	3	2
Tennessee	0	2	1	3

Western Division

	SEC		Overall	
	W	L	W	L
Alabama	2	0	5	0
LSU	2	0	4	0
Auburn	2	1	4	1
Ole Miss	1	1	3	2
Arkansas	0	1	2	2
Mississippi State	0	2	1	4

LAST WEEK'S RESULTS

Saturday, Sept. 27

Ole Miss 31, FLORIDA 30
 AUBURN 14, Tennessee 12
 TEXAS 52, Arkansas 10
 KENTUCKY 41, Western Kentucky 3
 SOUTH CAROLINA 26, UAB 13
 LSU 34, Mississippi State 24
 Alabama 41, GEORGIA 30

Home team in CAPS

THIS WEEK'S SCHEDULE

Saturday, Oct. 4

Florida at Arkansas, 11:30 am CT [Raycom]
 South Carolina at Ole Miss, 1 pm CT
 Kentucky at Alabama, 2:30 pm CT [CBS]
 Auburn at Vanderbilt, 5 pm CT [ESPN]
 Northern Illinois at Tennessee, 7 pm ET

2008 Auburn Football Game Notes

AUBURN IN THE SEC/NCAA STATS

(Through games played 9/27)

TEAM	SEC	NCAA
Opponent 3rd-Down Conv. (14.5)	1st	1st
Scoring Defense (10.6)	2nd	5th
Tackles For Loss (7.4)	2nd	17th
Net Punting (37.33)	2nd	31st
Punt Returns (21.4)	3rd	6th
Pass Def. Efficiency (95.23)	3rd	9th
Sacks By (2.4)	3rd	28th
Red Zone Defense (66.7)	T3rd	T20th
Opponent First Downs (13.4)	4th	8th
Total Defense (246.0)	4th	11th
Pass Defense (153.8)	4th	12th
Kickoff Coverage (43.2)	5th	
Rushing Defense (92.2)	6th	18th
Sacks Allowed (1.4)	6th	46th
Time Of Possession (30:38)	6th	48th
Penalties (54.2)	7th	66th
Rushing Offense (156.2)	8th	56th
Turnover Margin (-0.6)	8th	T93rd
Opponent Penalties (41.8)	9th	
Field Goals (.556)	9th	
Total Offense (329.4)	10th	90th
First Downs (17.2)	10th	T93rd
Scoring Offense (19.8)	10th	97th
Passing Offense (173.2)	10th	97th
Pass Efficiency (105.18)	11th	99th
Red Zone Offense (66.7)	11th	T105th
Kickoff Return (18.3)	12th	99th
Third-Down Conversions (29.3)	12th	112th

INDIVIDUAL

	SEC	NCAA
S. Marks, Tackles For Loss (1.6)	1st	T15th
A. Coleman, Sacks (0.8)	1st	T18th
C. Durst, Punting (43.7)	2nd	18th
A. Coleman, Tackles For Loss (1.4)	2nd	T26th
R. Dunn, Punt Returns (21.4)	4th	6th
B. Tate, Rushing (78.6)	5th	58th
T. Blackmon, Sacks (0.5)	T6th	T74th
C. Todd, Total Offense (157.6)	8th	92nd
W. Byrum, Field Goals (1.0)	T9th	T57th
C. Todd, Pass Efficiency (111.82)	10th	91st

THE SENIOR CLASS

Head Coach Tommy Tuberville has a senior class that includes 16 players at Auburn in 2008. The Tigers' group of 16 seniors is the fourth most during the Tuberville era. The largest group of seniors was 21 in 2006, while the 2004 group had 18 and last year's squad had 17. During Tuberville's tenure, Auburn's other senior classes have consisted of: 15 in 2005, 13 in 2003, 15 in 2002, 10 in 2001, 14 in 2000 and 14 in 1999.

The 2008 seniors include: C Jason Bosley, RB Tristan Davis, DT Tez Doolittle, WR Robert Dunn, LB Chris Evans, OL Tyrone Green, LB Courtney Harden, TE Bryan Harris, FB Ryan Hastie, LB Merrill Johnson, RB Brad Lester, WR Charles Olatunji, DS Robert Shiver, WR Rodgeriqu Smith, WR James Swinton and DB Jonathan Vickers.

FIFTH-YEAR SENIORS GO FOR NEW MARK

Auburn's group of fifth-year seniors has a chance to match last year's fifth-year seniors as the only classes to win 50 games in five years. With 42 wins in the previous four seasons, the Tigers need eight wins to reach 50 victories over the past five seasons, and nine wins to surpass that class as the winningest five-year class in school history. Members of the squad that have been at Auburn since 2004 are Tristan Davis, Tez Doolittle, Tyrone Green, Courtney Harden, Merrill Johnson, Brad Lester, James Swinton and Jonathan Vickers.

SENIOR SEASON AGAIN

The 2008 season marks the third straight year that Auburn has had a player repeating his senior season due to injury on the squad. Tez Doolittle is back for his second stint as a senior after missing last year with an Achilles injury. In 2007, Cole Bennett repeated his senior season after breaking his ankle during the third game of the 2006 season. David Irons was granted a sixth year of eligibility prior to the 2006 season due to a season-ending knee injury he suffered in the 2004 preseason.

IRON MEN

Of Auburn's 16 seniors, eight have seen time in more than 30 games during their careers. Courtney Harden leads the group, having played in 39 of a possible 43 games over the past four seasons, and is followed closely by Merrill Johnson (38), Rodgeriqu Smith (38), Robert Dunn (37), Tyrone Green (35), Brad Lester (34), Chris Evans (34) and Robert Shiver (31). Green, Smith and Shiver are the only three members of the senior class to have played in all 31 games over the past three seasons.

STARTS STREAKS

Junior Sen'Derrick Marks currently own the longest starting streak on the squad, having started all 31 games over the past three seasons. No other player has a starting streak that dates back to the 2006 season. Rodgeriqu Smith had started 28 straight games until the Sept. 13 contest at Mississippi State.

Four other players have started all 18 games dating back to the start of the 2007 season. Seniors Jason Bosley and Tyrone Green, junior Jerraud Powers and sophomore Lee Ziemba have all started every game since last season.

POSITION CHANGES

A number of players have changed positions since last season.

Junior Sen'Derrick Marks moved back to defensive tackle, where he started all 13 games as a freshman before starting every game as a defensive end last year.

Sophomore Mario Fannin, who played running back last season, splits out as a wide receiver in Auburn's new spread offense this year.

Sophomore tackles Lee Ziemba moved from right tackle to left tackles, switching spots Ryan Pugh, who in turn has changed places with Jason Bosley the last two games, moving to center while Bosley plays right tackle.

Junior Gabe McKenzie, who had played tight end during each of his first three seasons at Auburn, switched to defensive end Aug. 19 during preseason camp, and A.J. Greene moved from defensive end to the offensive line Sept. 10.

TIGER GRADS

Auburn began the season with eight graduates on the roster.

The Tiger graduates include: OL Jason Bosley (finance), RB Tristan Davis (criminology), DL Tez Doolittle (criminology), OL Tyrone Green (criminology), LB Courtney Harden (criminology), LB Merrill Johnson (criminology), WR Rodgeriqu Smith (business administration) and WR James Swinton (public administration).

Listed are the top 10 programs in terms of number of players who have completed their bachelor's degrees prior to the start of the 2008 season.

1. Miami (Fla.).....13
2. Boston College10
- Virginia Tech10
4. Maryland9
5. Auburn8
- Clemson8
- Pittsburgh.....8
8. Arizona State7
- Memphis.....7
- Ohio State.....7
- Penn State.....7

2008 Auburn Football Game Notes

TIGER PROS

Auburn has demonstrated a proficiency for placing players in the National Football League. Auburn had 27 players listed on opening day NFL rosters, which was tied for 12th most of any college in the nation. The Seattle Seahawks have the most former Tigers, with five former Auburn players on the roster, while the Washington Redskins have four.

WHEN SCORING 20+ POINTS

Under Tommy Tuberville, Auburn is 68-8 when scoring 20 or more points in a game, including a 65-7 mark in the regular season. Dating back to 1995, Auburn is 89-15 when scoring 20 or more points in a game.

30+ POINTS EQUALS VICTORY

Under Tommy Tuberville, Auburn is 45-0 when scoring 30 or more points in a game. Auburn has won 50 consecutive games when scoring 30 or more points.

The last time the Tigers lost when registering at least 30 points was a 56-49, four overtime loss to Georgia in 1996.

In the last 23 years, Auburn is 119-2 when scoring 30 points.

OFFENSE BY THE NUMBERS

Auburn's offense lost three-year starting quarterback Brandon Cox, but still returned nearly all of its leading rushers and receivers, as well as players responsible for more than 90 percent of their points scored in 2007.

Category	2007	Returning	Percent
Passing Yards	2,317	145	6.3%
Rushing Yards	2,040	2,099	102.9%
Receptions	204	168	82.4%
Receiving Yards	2,317	1,873	80.8%
Scoring	315	1284	90.2%
Touchdowns	38	33	86.8%
Total Offense	4,357	2,244	51.5%
All-Purpose Yards	5,809	5,087	87.6%

OFFENSIVE LINE EXPERIENCED

The offensive line was a concern for Auburn entering the 2007 season after the Tigers lost four senior starters from the 2006 squad. But three true freshmen joined a pair of juniors in the starting lineup beginning with the season's fourth game, and the Tigers went on to win eight of their last 10 contests. Inexperience is far from an issue this season as the entire group returns for 2008, although sophomore guard Chaz Ramsey has been battling a back injury. Senior center Jason Bosley and senior guard Tyrone Green anchor the group after starting every game last year, while sophomore Lee Ziemba has switched from right tackle to left tackle after also starting every game in 2007 as a true freshman. Sophomore Ryan Pugh, who started the final 10 games last year, switches from left to right tackle, and junior Byron Isom has moved into the other guard slot for Ramsey.

GONE ON D

Defensively in 2008, Auburn is replacing four starters from last year's squad that led the SEC and ranked sixth in the nation in scoring defense (16.9), including two interior linemen and two members of the secondary. Defensive tackles Josh Thompson and Pat Sims combined for 104 tackles including 16 for losses, while safety Eric Brock and cornerback Patrick Lee ranked fifth and sixth on the team with 59 and 55 tackles, respectively. In addition, NFL draft picks Quentin Groves and Jonathan Wilhite were seniors in 2007.

However, three of the top four leading tacklers return in sophomore safety Zac Etheridge (65), senior linebacker Chris Evans (64) and junior cornerback Jerraud Powers (63). Powers also shared the team lead with four interceptions.

Other key returners include juniors Antonio Coleman and Sen'Derrick Marks on the defensive line. Coleman had team highs of 18.5 tackles for loss and 8.5 sacks, while Marks was named to several preseason All-America teams.

Other returning starters are junior linebacker Tray Blackmon and sophomore linebacker Craig Stevens.

In addition to ranking sixth in the nation in scoring defense, the 2007 Auburn defense also ranked sixth nationally in total defense (297.9) and pass defense (173.2).

AUBURN BY THE NUMBERS

The Tigers return 46 lettermen from last season, including 22 on offense, 20 on defense and four specialists. Auburn returns eight starters on offense and seven on defense.

Auburn's roster of 113 players includes 16 seniors, 18 juniors, 35 sophomores, 15 redshirt freshmen and 29 freshmen. The underclassmen (79) represent 69.9 percent of the Tigers' roster.

A number of walk-ons joined the program after the first day of classes on August 18.

SCORING FROM ALL SIDES

Auburn achieved a rare feat during the opener against Louisiana-Monroe, scoring touchdowns on offense, defense and special teams. The Tigers scored on a fumble return for a touchdown by Michael Goggans on their first defensive play, then added a punt return for a score by Robert Dunn later in the first quarter. When Brad Lester rushed for a touchdown in the third quarter, it marked the first time Auburn scored touchdowns in all three facets of the game since during a 73-7 victory over ULM in 2003.

AUBURN IN 2008 BY THE NUMBERS

CATEGORY	2008
Record.....	4-1
SEC	2-1
West	1-1
East.....	1-0
Non-Conference	2-0
Home	3-1
Away	1-0
Neutral	0-0
Day	2-0
Night (5 p.m. or later)	2-1
TV Games	3-1
CBS.....	1-0
ESPN	0-1
ESPN2	1-0
Raycom	1-0
Scoring First.....	4-0
Opponent Scoring First	0-1
Leading at Half	4-1
Trailing at Half	0-0
Tied at Half	0-0
Leading after Third.....	4-0
Trailing after Third	0-1
Tied after Third.....	0-0
Overtime Games	0-0
Scoring less than 20 pts.....	2-0
Scoring 20+ points	2-1
Scoring 30+ points	1-0
Allowing less than 20 pts.	4-0
Allowing 20+ points	0-1
Allowing 30+ points	0-0
Rushing for less than 100 yds.....	1-1
Rushing for over 100 yds.	3-0
Rushing for 200+ yds.....	1-0
Passing for 200+ yds.	1-1
Passing for 300+ yds.	0-0
Totalling less than 300 yds.....	1-0
300+ yds. of total offense	3-1
400+ yds. of total offense	1-0
Allowing less than 100 yds. rushing.....	3-0
Allowing less than 300 yds. total off.	3-0
Allowing 300+ yds. total offense	1-1
Having 100-yd. rusher	1-0
Opp. have 100-yd. rusher.....	0-1
No turnovers	0-0
Less than 3 turnovers	2-1
3 or more turnovers	2-0
No takeaways	0-0
3 or more takeaways	1-0
More than 30:00 of possession	3-0
Less than 30:00 of possession	1-1

2008 Auburn Football Game Notes

TIGERS TOUGH ON TOP TEN

Auburn has won nine of its last 13 games against teams ranked in the *Associated Press* top 10. The Tigers have won five of their last eight against top-ten teams and six of their last seven at home.

Last year, Auburn won at No. 4 Florida, 20-17, and in 2006, the Tigers beat No. 3 LSU (7-3) and No. 2 Florida (27-17). In 2005, Auburn posted victories at No. 9 Georgia (31-30) and against No. 8 Alabama (28-18). In 2004, Auburn defeated No. 5 LSU (10-9), No. 10 Tennessee (34-10), No. 8 Georgia (24-6) and No. 9 Virginia Tech (16-13) in the NOKIA Sugar Bowl.

Three of the four losses against top-10 teams since the 2004 season have come in close calls against LSU - in overtime in 2005 by a 20-17 score, by a 30-24 score in 2007 when LSU scored on a 22-yard pass play with just one second left, and 26-21 this year when LSU scored a TD with 1:03 remaining.

During the Tommy Tuberville era, Auburn is 15-13 in games played against top 10 teams, and is 15-8 dating back to a 23-20 upset of No. 1-ranked Florida Oct. 13, 2001.

Dating back to the 2002 season, Auburn has played 22 games against top 10 teams.

JORDAN-HARE STADIUM

Now in its 69th year as home to the Auburn football team, Jordan-Hare Stadium is the nation's ninth-largest on-campus stadium, with a capacity of 87,451 fans. The Tigers are 263-65-7 (.796) at Jordan-Hare Stadium, including a 49-11 (.817) mark since 2000. AU went 7-0 at home in both 2000 and 2004, and posted a 6-1 mark in 2005.

UNDER THE LIGHTS AT JORDAN-HARE

Auburn has been tough to beat in night games at Jordan-Hare Stadium, including a season-opening victory over Louisiana-Monroe this year. The Tigers have accumulated a record of 15-3 since the 2000 season in home games starting at 6 p.m. or later. That stretch includes a 4-1 record against ranked opponents, with wins over No. 1 Florida in 2001, No. 2 Florida in 2006, No. 7 Tennessee in 2003 and No. 14 Georgia in 2000.

OVER TWENTY MILLION SERVED

Auburn surpassed the 20 million mark in all-time total attendance at Jordan-Hare Stadium during the game against Louisiana-Monroe. The Tigers, now in their 69th season at Jordan-Hare Stadium, have drawn 20,248,566 fans. It took 51 seasons for Auburn to draw its first 10 million fans, but took just 18 more to draw the second 10 million. The Tigers surpassed 10 million fans during the fourth home game of the 1990 season - a 56-6 victory over Vanderbilt on Oct. 13.

TIGERS ON CSS

Comcast/Charter Sports Southeast (CSS) will broadcast encore presentations of Auburn football, every Sunday at 6 p.m. ET/5 p.m. CT with Andy Burcham handling play-by-play duties and Cole Cubelic doing color commentary. CSS will also air the Auburn Football Review every Tuesday at 5 p.m. ET/4 p.m. CT and the Auburn Football Preview every Friday at 4:30 p.m. ET/3:30 p.m. CT.

CSS is a 24-hour regional sports network serving approximately 5.8 million households across 12 Southeastern states.

DID YOU KNOW?

Linebacker Courtney Harden and defensive tackle Jermarcus Ricks are brothers ... Brad Lester was a high school teammates of the Atlanta Braves' Jeff Francoeur ... Walter McFadden's older brother Bryant plays for the Pittsburgh Steelers ... Clinton Durst was recommend to the Auburn staff by former Auburn and PGA golfer Buddy Gardner ... Neiko Thorpe's last name was Lipscomb until he had it legally changed to his father's last name this summer.

2008 Auburn Football Game Notes

CAREER STATS VS. VANDERBILT

Player	PASSING			
	C-A-I	TD	Yds	Yds/Gm
Kodi Burns	0-1-0	0	0	0.0

Player	RUSHING			
	No.	Yds	Avg.	TD
Ben Tate	9	96	10.7	1
Brad Lester	13	77	5.9	2
Mario Fannin	11	54	4.9	1
Kodi Burns	3	4	1.3	0

Player	RECEIVING			
	No	Yds	Avg.	TD
Mario Fannin	3	26	8.7	0
Roderiquis Smith	3	23	7.7	1
Montez Billings	2	36	18.0	0
Robert Dunn	1	33	33.0	0
Tommy Trott	1	16	16.0	0
Tim Hawthorne	1	12	12.0	0
Ben Tate	1	7	7.0	0

Player	DEFENSIVE		Misc.
	UA+A	= Total	
Chris Evans	5+9	= 14	
Sen'Derrick Marks	3+7	= 10	0.5 TFL, Blk
Mike McNeil	4+5	= 9	0.5 TFL
Jerraud Powers	5+1	= 6	TFL
Zac Etheridge	3+3	= 6	0.5 TFL, PBU
Antoine Carter	2+1	= 3	Sack, 2 QBH
Antonio Coleman	2+1	= 3	Sack, 4 QBH
Merrill Johnson	0+3	= 3	
Craig Stevens	1+1	= 2	
Tommy Trott	1+0	= 1	
Robert Shiver	1+0	= 1	
Ben Tate	1+0	= 1	
Michael Goggans	1+0	= 1	
Roderiquis Smith	1+0	= 1	
Brent Slusher	1+0	= 1	
Ryan Shoemaker	0+1	= 1	
Courtney Harden	0+1	= 1	

THE LAST MEETING

VANDERBILT 7
AUBURN 35

October 6, 2007

Jordan-Hare Stadium (82,657) • Auburn, Ala.

Scoring on its first three possessions en route to a 35-7 victory over Vanderbilt, head coach Tommy Tuberville earned his 100th career victory.

On the opening drive, the Tigers marched 80 yards on nine plays and finished with a 4-yard touchdown by Ben Tate. The Commodores had to settle for three-and-out on their second drive, giving the Tigers the ball back less than a minute after the score.

Auburn responded with a 74-yard, seven-play drive that ended with Brandon Cox connecting with Roderiquis Smith in the end zone, putting the Tigers up 14-0 with 3:07 remaining in the first quarter. Cox finished the quarter 7-of-7 for 58 yards and a TD.

The Tigers opened the second quarter with the ball on the Vanderbilt 43. It only took two plays for Auburn to score again as Mario Fannin ran for 21 yards and a 22-yard touchdown on back-to-back carries.

Less than five minutes later, Brad Lester, who returned to the lineup for the first time this season, rushed over the Vanderbilt defense for a 17-yard score. The Tigers ended the half up 28-0 and outgained Vanderbilt 324-66 in the half. Auburn's defense allowed the Commodores just five first downs in the half.

SCORING SUMMARY

Vanderbilt	0	0	7	—	7
Auburn	14	14	7	0	— 35

AU—Tate 4 yard run (Byrum kick), 7:02, 1st
AU—Smith 2 pass from Cox (Byrum kick), 2:55, 1st
AU—Fannin 22 run (Byrum kick), 14:24, 2nd
AU—Lester 17 run (Byrum kick), 3:29, 2nd
AU—Lester 5 run (Byrum kick), 8:57, 3rd
VU—Jackson-Garrison 1 run (Hahnfeldt kick), 4:57, 4th

TEAM STATISTICS

	VU	AU
First Downs	17	19
Rushes-Yards	38-133	39-239
Passing Yards	88	165
Comp-Att-Int	12-31-1	14-18-1
Total Yards	69-221	57-404
Punts-Avg.	6-36.3	5-41.6
Fumbles/Lost	0-0	0-0
Penalties-Yards	7-45	11-87
3rd Down Conv.	3-of-13	6-of-11
Time of Possession	31:52	28:08

INDIVIDUAL STATISTICS

RUSHING: (VU) Jackson-Garrison 13-45 (TD), Hawkins 6-41, Jennings 9-35, Kovalcheck 1-10, Adams 4-4, Reeves 2-3, Nickson 3-(-5); (AU) Tate 9-96 (TD), Lester 13-77 (2TD), Fannin 11-54, Stewart 2-15, Burns 3-4, Cox 1-(-7).
PASSING: (VU) Nickson 5-16-0, 38, Adams 4-9-1, 24, Kovalcheck 3-6-0, 26; (AU) Cox 14-17-1, 165 (TD), Burns 0-1-0, 0.
RECEIVING: (VU) Bennett 4-31, Anderson 2-14, Walker 2-10, Washington 1-12, Green 1-8, Smith 1-7, Jennings 1-6; (AU) Fannin 3-26, Smith 3-23 (TD), Billings 2-36, Dunn 1-33, Trott 1-16, Hawthorne 1-12, Stewart 1-9, Tate 1-7, Bennett 1-3.

The Tiger trio of tailbacks finished the game with 227 yards on the ground and three touchdowns. Tate led the charge with 96 yards and a score, while Lester had 77 yards and two TDs. Fannin finished with 54 yards and a TD on the ground and 26 yards on three catches in the air.

The Commodores used three quarterbacks during the game. Starter Chris Nickson finished the first half completing just five of 16 passes for 38 yards and was replaced by backup Mackenzi Adams. Adams didn't fare much better, connecting on four of nine for 24 yards. Richard Kovalcheck saw action in the final offensive series and completed three passes on six attempts for 26 yards.

The Tigers defense held Vanderbilt to 133 total yards on the ground and 88 in the air.

Once again, the Tigers played without four defensive starters, including defensive end Quentin Groves, who had played in 43 straight games.

2008 Auburn Football Game Notes

AUBURN-VANDERBILT SERIES RESULTS

(Auburn leads, 20-19-1)

1912: AU, 27-13	at Auburn	Oct. 12	1951: AU, 24-14	at Auburn	Sept. 29
1893: AU, 30-10	at Montgomery, AL	Nov. 6	1955: VU, 25-13	at Jacksonville, FL	Dec. 31
1894: VU, 20-4	at Montgomery, AL	Nov. 4		[Gator]	
1895: VU, 9-6	at Nashville	Nov. 9	1978: AU, 49-7	at Nashville	Oct. 14
1901: VU, 41-0	at Montgomery, AL	Nov. 8	1979: AU, 52-35	at Auburn	Oct. 13
1905: VU, 54-0	at Nashville	Nov. 4	1986: AU, 31-9	at Nashville	Oct. 11
1909: VU, 17-0	at Nashville	Oct. 23	1987: AU, 48-15	at Auburn	Oct. 10
1912: Tie, 7-7	at Birmingham, AL	Nov. 23	1990: AU, 56-6	at Auburn	Oct. 13
1913: AU, 13-6	at Birmingham, AL	Nov. 15	1991: AU, 24-22	at Nashville	Oct. 12
1914: AU, 6-0	at Birmingham, AL	Nov. 14	1992: AU, 31-7	at Auburn	Oct. 3
1915: VU, 17-0	at Birmingham, AL	Nov. 13	1993: AU, 14-10	at Nashville	Oct. 2
1916: VU, 20-9	at Birmingham, AL	Nov. 18	2000: AU, 33-0	at Auburn	Sept. 30
1917: AU, 31-7	at Nashville	Nov. 17	2001: AU, 24-21	at Nashville	Sept. 29
1918: VU, 21-0	at Birmingham, AL	Nov. 16	2002: AU, 31-6	at Auburn	Sept. 14
1919: VU, 7-6	at Nashville	Oct. 25	2003: AU, 45-7	at Nashville	Sept. 13
1920: AU, 56-6	at Birmingham, AL	Oct. 23	2007: AU, 35-7	at Auburn	Oct. 6
1924: VU, 13-0	at Nashville	Nov. 1			
1925: AU, 10-9	at Birmingham, AL	Nov. 14		at Auburn: AU leads, 8-0	
1929: VU, 41-2	at Birmingham, AL	Oct. 19		at Nashville: VU leads, 10-7	
1930: VU, 27-0	at Nashville	Nov. 22		at Neutral Sites: VU leads, 9-5-1	
1934: VU, 7-6	at Nashville	Oct. 20		at Birmingham, AL: Tied, 4-4-1	
1946: VU, 19-0	at Montgomery, AL	Nov. 2		at Jacksonville, FL: VU leads, 1-0	
1947: VU, 28-0	at Nashville	Nov. 1		at Montgomery, AL: VU leads, 4-1	
1948: VU, 47-0	at Montgomery, AL	Oct. 29			
1949: VU, 26-7	at Nashville	Oct. 29			
1950: VU, 41-0	at Nashville	Sept. 30			

GAME-BY-GAME STATISTICS

Since 1978

Date	Site	Result	Attend	Rank		AU				Passing				Tot Off				VU				Tot Off					
				AU	VU	FD	No	Yds	TD	C-	A-	I	Yds	TD	No	Yds	FD	No	Yds	TD	C-	A-	I	Yds	TD	No	Yds
10/14/1978	Nashville, TN	W, 49-7	30,394	--	--	23	63	381	7	1	6	1	6	0	69	387	18	50	181	0	9	19	1	97	0	69	278
10/13/1979	Auburn	W, 52-35	47,900	18	--	16	45	438	6	7	12	1	55	1	57	493	23	72	313	4	8	13	1	112	1	85	425
10/11/1986	Nashville, TN	W, 31-9	40,378	7	--	12	--	251	3	9	14	1	120	0	--	371	24	--	76	0	18	44	3	242	0	--	318
10/10/1987	Auburn	W, 48-15	79,500	5	--	22	41	141	4	16	20	0	329	2	61	470	21	45	147	2	13	25	2	135	0	70	282
10/13/1990	Auburn	W, 56-6	79,269	6	--	27	42	231	4	20	27	3	287	2	69	518	12	43	76	0	7	18	1	81	0	61	157
10/12/1991	Nashville, TN	W, 24-22	32,772	--	--	15	43	256	3	10	18	0	125	0	61	381	16	55	186	3	7	16	2	183	0	71	369
10/3/1992	Auburn	W, 31-7	58,229	--	--	16	46	232	3	10	17	0	128	1	63	360	7	37	67	1	6	18	1	72	0	55	139
10/2/1993	Nashville, TN	W, 14-10	40,527	23	--	18	36	85	1	12	20	0	145	0	56	230	13	53	217	1	1	4	1	7	0	57	224
9/30/2000	Auburn	W, 33-0	84,276	19	--	15	33	154	0	16	33	1	227	3	66	381	10	29	65	0	15	34	0	87	0	63	152
9/29/2001	Nashville, TN	W, 24-21	39,366	--	--	13	28	107	2	17	24	0	247	1	52	354	18	37	168	2	20	43	1	162	1	80	330
9/13/2002	Auburn	W, 31-6	76,127	--	--	19	37	224	2	14	20	0	154	0	57	378	19	42	163	0	13	24	2	127	0	66	290
9/13/2003	Nashville, TN	W, 45-7	37,703	--	--	23	54	219	4	17	26	0	264	2	80	483	13	35	97	0	11	23	1	124	1	58	221
10/6/2007	Auburn	W, 35-7	82,657	--	--	19	39	239	4	14	18	1	165	1	57	404	17	38	133	1	12	31	1	88	0	69	221

2008 Auburn Honors and Awards

TRAY BLACKMON

- ▶ *Lindy's* Preseason First-Team All-SEC
- ▶ Preseason Second-Team All-SEC
- ▶ Preseason Coaches Second-Team All-SEC
- ▶ Phil Steele's Preseason Third-Team All-SEC

JASON BOSLEY

- ▶ SEC Offensive Lineman of the Week (Sept. 8)
- ▶ Rimington Trophy Watch List

WES BYRUM

- ▶ *Sporting News* Preseason First-Team All-SEC
- ▶ *Athlon* Preseason First-Team All-SEC
- ▶ Preseason Second-Team All-SEC

ANTONIO COLEMAN

- ▶ Bronko Nagurski Trophy Watch List
- ▶ *Sporting News* Preseason First-Team All-SEC
- ▶ Preseason Second-Team All-SEC
- ▶ *Athlon* Preseason Second-Team All-SEC
- ▶ Phil Steele's Preseason Second-Team All-SEC
- ▶ Preseason Coaches Third-Team All-SEC

TRISTAN DAVIS

- ▶ Phil Steele's Preseason Fourth-Team All-SEC

TYRONNE GREEN

- ▶ Lombardi Award Watch List
- ▶ *Lindy's* Preseason Second-Team All-American
- ▶ Preseason Second-Team All-SEC
- ▶ Preseason Coaches Second-Team All-SEC
- ▶ *Lindy's* Preseason Second-Team All-SEC
- ▶ *Athlon* Preseason Second-Team All-SEC

BRAD LESTER

- ▶ Doak Walker Award Watch List

SEN'DERRICK MARKS

- ▶ Walter Camp Award Watch List
- ▶ Outland Trophy Watch List
- ▶ Lombardi Award Watch List
- ▶ Bronko Nagurski Trophy Watch List
- ▶ *Sports Illustrated* Preseason All-American
- ▶ Playboy Preseason All-American
- ▶ *Lindy's* Preseason First-Team All-American
- ▶ *Sporting News* Preseason Third-Team All-American
- ▶ Preseason First-Team All-SEC
- ▶ Preseason Coaches First-Team All-SEC
- ▶ *Sporting News* Preseason First-Team All-SEC
- ▶ *Lindy's* Preseason First-Team All-SEC
- ▶ *Blue Ribbon* Preseason First-Team All-SEC
- ▶ *Athlon* Preseason Third-Team All-SEC
- ▶ Phil Steele's Preseason Third-Team All-SEC

JERRAUD POWERS

- ▶ Preseason Second-Team All-SEC
- ▶ Preseason Coaches Second-Team All-SEC
- ▶ *Lindy's* Preseason Second-Team All-SEC
- ▶ *Athlon* Preseason Third-Team All-SEC

CHAZ RAMSEY

- ▶ Phil Steele's Preseason Fourth-Team All-SEC

AAIRON SAVAGE

- ▶ Phil Steele's Preseason Third-Team All-SEC

RYAN SHOEMAKER

- ▶ Ray Guy Award Watch List
- ▶ Preseason First-Team All-SEC
- ▶ Preseason Coaches First-Team All-SEC
- ▶ *Sporting News* Preseason First-Team All-SEC
- ▶ Phil Steele's Preseason First-Team All-SEC
- ▶ *Lindy's* Preseason Second-Team All-SEC
- ▶ *Athlon* Preseason Second-Team All-SEC

RODGERIQUUS SMITH

- ▶ Phil Steele's Preseason Fourth-Team All-SEC

BEN TATE

- ▶ Doak Walker Award Watch List
- ▶ Preseason Second-Team All-SEC
- ▶ Preseason Coaches Second-Team All-SEC
- ▶ *Athlon* Preseason Second-Team All-SEC
- ▶ Phil Steele's Preseason Third-Team All-SEC

LEE ZIEMBA

- ▶ Preseason Second-Team All-SEC
- ▶ Preseason Coaches Second-Team All-SEC
- ▶ Phil Steele's Preseason Second-Team All-SEC

COACHES' AWARDS

LOUISIANA-MONROE

OffenseTommy Trott
 DefenseMichael Goggans
 Special TeamsSpencer Pybus
 Scout OffenseAndrew Parmer
 Scout DefenseCameron Henderson

SOUTHERN MISS

Offense.....Jason Bosley
 DefenseJerraud Powers
 Special TeamsRobert Dunn
 Scout Offense.....Anthony Jemison
 Scout DefenseJacob Shirey

MISSISSIPPI STATE

OffenseMontez Billings
 DefenseTray Blackmon
 Special TeamsJerraud Powers
 Scout OffenseMichael Gibson
 Scout DefenseWade Christopher

TENNESSEE

OffenseBen Tate
 DefenseJosh Byner
 Special TeamsSpencer Pybus
 Scout OffenseBarrett Trotter
 Scout DefenseJeremy Flowers

Auburn's 2008 Opponents/Polls

<p>LOUISIANA-MONROE (1-3, 0-1 Sun Belt)</p> <p>Aug. 30 at #10/11 Auburn L, 0-34 Sept. 6 at Arkansas L, 27-28 Sept. 13 ALABAMA A&M W, 37-15 Sept. 20 at Tulane L, 10-24 Oct. 4 LOUISIANA-LAFAYETTE 6 p.m. Oct. 11 at Arkansas State 6 p.m. Oct. 18 NORTH TEXAS 6 p.m. Oct. 25 FLORIDA ATLANTIC 6 p.m. Nov. 1 TROY 6 p.m. Nov. 8 at Middle Tennessee 2:30 p.m. Nov. 15 at Ole Miss TBA Nov. 22 at Florida International 6 p.m.</p> <p>SOUTHERN MISS (2-2, 0-1 C-USA)</p> <p>Aug. 30 LOUISIANA-LAFAYETTE W, 51-21 Sept. 6 at #9/10 Auburn [Raycom] L, 13-27 Sept. 13 at Arkansas State W, 27-24 Sept. 20 MARSHALL [CSS] L, 27-34 Oct. 4 UTEP 6 p.m. Oct. 11 BOISE STATE [CBSCS] 7 p.m. Oct. 18 at Rice 2 p.m. Oct. 25 at Memphis [CBSCS] 7 p.m. Nov. 1 UAB [CSS] 7 p.m. Nov. 8 at UCF 2:30 p.m. Nov. 15 EAST CAROLINA 2 p.m. Nov. 29 at SMU 2 p.m.</p> <p>MISSISSIPPI STATE (1-4, 0-2 SEC)</p> <p>Aug. 30 at Louisiana Tech [ESPN2] L, 14-22 Sept. 6 SOUTHEASTERN LOUISIANA W, 34-10 Sept. 13 #9/9 AUBURN [ESPN2] L, 2-3 Sept. 20 at Georgia Tech [Raycom] L, 7-38 Sept. 27 at #5/6 LSU [ESPN2] L, 24-34 Oct. 11 VANDERBILT TBA Oct. 18 at Tennessee TBA Oct. 25 MIDDLE TENNESSEE TBA Nov. 1 KENTUCKY TBA Nov. 15 at Alabama TBA Nov. 22 ARKANSAS TBA Nov. 28 at Ole Miss [Raycom] 11:30 a.m.</p> <p>LSU (4-0, 2-0 SEC)</p> <p>Aug. 30 APPALACHIAN STATE [ESPN] W, 41-13 Sept. 13 NORTH TEXAS W, 41-3 Sept. 20 at #10/9 Auburn [ESPN] W, 26-21 Sept. 27 MISSISSIPPI STATE [ESPN2] W, 34-24 Oct. 11 at Florida TBA Oct. 18 at South Carolina TBA Oct. 25 GEORGIA TBA Nov. 1 TULANE 7 p.m. Nov. 8 ALABAMA TBA Nov. 15 TROY 7 p.m. Nov. 22 OLE MISS TBA Nov. 28 at Arkansas [CBS] 1:30 p.m.</p>	<p>TENNESSEE (1-3, 0-2 SEC)</p> <p>Sept. 1 at UCLA [ESPN] L, 24-27 (OT) Sept. 13 UAB [Raycom] W, 35-3 Sept. 20 #4/4 FLORIDA [CBS] L, 6-30 Sept. 27 at #15/16 Auburn [CBS] L, 12-14 Oct. 4 NORTHERN ILLINOIS 7 p.m. Oct. 11 at Georgia TBA Oct. 18 MISSISSIPPI STATE TBA Oct. 25 ALABAMA TBA Nov. 1 at South Carolina TBA Nov. 8 WYOMING TBA Nov. 22 at Vanderbilt TBA Nov. 29 KENTUCKY TBA</p> <p>VANDERBILT (4-0, 2-0 SEC)</p> <p>Aug. 30 at Miami (Ohio) W, 34-13 Sept. 6 #24/24 S. CAROLINA [ESPN] W, 24-17 Sept. 13 RICE W, 38-21 Sept. 20 at Ole Miss W, 23-17 Oct. 4 #13/14/13 AUBURN [ESPN] 5 p.m. Oct. 11 at Mississippi State TBA Oct. 18 at Georgia TBA Oct. 25 DUKE TBA Nov. 8 FLORIDA TBA Nov. 15 at Kentucky TBA Nov. 22 TENNESSEE TBA Nov. 29 at Wake Forest TBA</p> <p>ARKANSAS (2-2, 0-1 SEC)</p> <p>Aug. 30 WESTERN ILLINOIS W, 28-24 Sept. 6 LOUISIANA-MONROE W, 28-27 Sept. 20 #9/13 ALABAMA [Raycom] L, 14-49 Sept. 27 at #7/7 Texas [ABC] L, 10-52 Oct. 4 #12/13/11 FLORIDA [Raycom] 11:30 a.m. Oct. 11 at Auburn TBA Oct. 18 at Kentucky TBA Oct. 25 OLE MISS TBA Nov. 1 TULSA 1 p.m. Nov. 8 at South Carolina TBA Nov. 22 at Mississippi State TBA Nov. 28 LSU [CBS] 1:30 p.m.</p> <p>WEST VIRGINIA (2-2, 0-0 Big East)</p> <p>Aug. 30 VILLANOVA W, 48-21 Sept. 6 at East Carolina [ESPN] L, 3-24 Sept. 18 at Colorado [ESPN] L, 14-17 (OT) Sept. 27 MARSHALL W, 27-3 Oct. 4 RUTGERS 12 p.m. Oct. 11 SYRACUSE TBA Oct. 23 AUBURN [ESPN] 7:30 p.m. Nov. 1 at Connecticut TBA Nov. 8 CINCINNATI TBA Nov. 22 at Louisville TBA Nov. 28 at Pitt [ABC] TBA Dec. 6 SOUTH FLORIDA [ESPN/ESPN2] TBA</p>	<p>OLE MISS (3-2, 1-1 SEC)</p> <p>Aug. 30 MEMPHIS W, 41-24 Sept. 6 at #20/20 Wake Forest [ABC/ESPN2] L, 28-30 Sept. 13 SAMFORD W, 34-10 Sept. 20 VANDERBILT L, 17-23 Sept. 27 at #4/4 Florida [Raycom] W, 31-30 Oct. 4 SOUTH CAROLINA 1 p.m. Oct. 18 at Alabama TBA Oct. 25 at Arkansas TBA Nov. 1 AUBURN TBA Nov. 15 LOUISIANA-MONROE TBA Nov. 22 at LSU TBA Nov. 28 MISSISSIPPI STATE [Raycom] 11:30 a.m.</p> <p>TENNESSEE-MARTIN (4-1, 2-0 OVC)</p> <p>Aug. 30 at #19/21 South Florida L, 7-56 Sept. 6 BAKER W, 56-0 Sept. 11 CONCORDIA W, 87-21 Sept. 20 at Austin Peay W, 31-17 Sept. 27 at Murray State W, 63-38 Oct. 4 TENNESSEE STATE 2 p.m. Oct. 9 EASTERN ILLINOIS 6 p.m. Oct. 16 at Tennessee Tech 7 p.m. Oct. 23 JACKSONVILLE STATE 6:30 p.m. Nov. 8 at Auburn 1:30 p.m. Nov. 15 at Southeast Missouri 1 p.m. Nov. 22 EASTERN KENTUCKY 12 p.m.</p> <p>GEORGIA (4-1, 1-1 SEC)</p> <p>Aug. 30 GEORGIA SOUTHERN W, 45-21 Sept. 6 CENTRAL MICHIGAN [FSN] W, 56-17 Sept. 13 at South Carolina W, 14-7 Sept. 20 at Arizona State [ABC] W, 27-10 Sept. 27 #8/10 ALABAMA [ESPN] L, 31-40 Oct. 11 TENNESSEE TBA Oct. 18 VANDERBILT TBA Oct. 25 at LSU TBA Nov. 1 vs. Florida TBA Nov. 8 at Kentucky TBA Nov. 15 at Auburn TBA Nov. 29 GEORGIA TECH TBA</p> <p>ALABAMA (5-0, 2-0 SEC)</p> <p>Aug. 30 vs. #9/9 Clemson [ABC] W, 34-10 Sept. 6 TULANE W, 20-6 Sept. 13 WESTERN KENTUCKY W, 41-7 Sept. 20 at Arkansas [Raycom] W, 49-14 Sept. 27 at #3/3 Georgia [ESPN] W, 41-30 Oct. 4 KENTUCKY [CBS] 2:30 p.m. Oct. 18 OLE MISS TBA Oct. 25 at Tennessee TBA Nov. 1 ARKANSAS STATE TBA Nov. 8 at LSU TBA Nov. 15 MISSISSIPPI STATE TBA Nov. 29 AUBURN TBA</p>
---	--	--

<p>ASSOCIATED PRESS TOP 25 POLL</p> <table border="1" style="width: 100%; border-collapse: collapse;"> <thead> <tr> <th>Rk</th> <th>School (1st)</th> <th>Record</th> <th>Pts.</th> <th>Prv.</th> </tr> </thead> <tbody> <tr><td>1.</td><td>Oklahoma (43)</td><td>4-0</td><td>1,599</td><td>2</td></tr> <tr><td>2.</td><td>Alabama (21)</td><td>5-0</td><td>1,565</td><td>8</td></tr> <tr><td>3.</td><td>LSU</td><td>4-0</td><td>1,466</td><td>5</td></tr> <tr><td>4.</td><td>Missouri (1)</td><td>4-0</td><td>1,453</td><td>6</td></tr> <tr><td>5.</td><td>Texas</td><td>4-0</td><td>1,362</td><td>7</td></tr> <tr><td>6.</td><td>Penn State</td><td>5-0</td><td>1,252</td><td>12</td></tr> <tr><td>7.</td><td>Texas Tech</td><td>4-0</td><td>1,105</td><td>10</td></tr> <tr><td>8.</td><td>BYU</td><td>4-0</td><td>1,098</td><td>11</td></tr> <tr><td>9.</td><td>USC</td><td>2-1</td><td>1,087</td><td>1</td></tr> <tr><td>10.</td><td>South Florida</td><td>5-0</td><td>1,035</td><td>13</td></tr> <tr><td>11.</td><td>Georgia</td><td>4-1</td><td>1,018</td><td>3</td></tr> <tr><td>12.</td><td>Florida</td><td>3-1</td><td>914</td><td>4</td></tr> <tr><td>13.</td><td>Auburn</td><td>4-1</td><td>860</td><td>15</td></tr> <tr><td>14.</td><td>Ohio State</td><td>4-1</td><td>829</td><td>14</td></tr> <tr><td>15.</td><td>Utah</td><td>5-0</td><td>713</td><td>17</td></tr> <tr><td>16.</td><td>Kansas</td><td>3-1</td><td>650</td><td>18</td></tr> <tr><td>17.</td><td>Boise State</td><td>3-0</td><td>549</td><td>19</td></tr> <tr><td>18.</td><td>Wisconsin</td><td>3-1</td><td>520</td><td>9</td></tr> <tr><td>19.</td><td>Vanderbilt</td><td>4-0</td><td>459</td><td>21</td></tr> <tr><td>20.</td><td>Virginia Tech</td><td>4-1</td><td>290</td><td>NR</td></tr> <tr><td>21.</td><td>Oklahoma State</td><td>4-0</td><td>277</td><td>NR</td></tr> <tr><td>22.</td><td>Fresno State</td><td>3-1</td><td>232</td><td>25</td></tr> <tr><td>23.</td><td>Oregon</td><td>4-1</td><td>199</td><td>NR</td></tr> <tr><td>24.</td><td>Connecticut</td><td>5-0</td><td>126</td><td>NR</td></tr> <tr><td>25.</td><td>Wake Forest</td><td>3-1</td><td>107</td><td>16</td></tr> </tbody> </table> <p>OTHERS RECEIVING VOTES Maryland 46, Michigan St. 42, Kentucky 40, Ball St. 38, Northwestern 32, Tulsa 32, TCU 30, Illinois 24, N. Carolina 21, Florida St. 14, Mississippi 13, Georgia Tech 10, Cal 5, Nebraska 5, Boston College 3, Oregon St. 3, Colorado 2.</p>	Rk	School (1st)	Record	Pts.	Prv.	1.	Oklahoma (43)	4-0	1,599	2	2.	Alabama (21)	5-0	1,565	8	3.	LSU	4-0	1,466	5	4.	Missouri (1)	4-0	1,453	6	5.	Texas	4-0	1,362	7	6.	Penn State	5-0	1,252	12	7.	Texas Tech	4-0	1,105	10	8.	BYU	4-0	1,098	11	9.	USC	2-1	1,087	1	10.	South Florida	5-0	1,035	13	11.	Georgia	4-1	1,018	3	12.	Florida	3-1	914	4	13.	Auburn	4-1	860	15	14.	Ohio State	4-1	829	14	15.	Utah	5-0	713	17	16.	Kansas	3-1	650	18	17.	Boise State	3-0	549	19	18.	Wisconsin	3-1	520	9	19.	Vanderbilt	4-0	459	21	20.	Virginia Tech	4-1	290	NR	21.	Oklahoma State	4-0	277	NR	22.	Fresno State	3-1	232	25	23.	Oregon	4-1	199	NR	24.	Connecticut	5-0	126	NR	25.	Wake Forest	3-1	107	16	<p>USA TODAY COACHES TOP 25 POLL</p> <table border="1" style="width: 100%; border-collapse: collapse;"> <thead> <tr> <th>Rk</th> <th>School (1st)</th> <th>Record</th> <th>Pts.</th> <th>Prv.</th> </tr> </thead> <tbody> <tr><td>1.</td><td>Oklahoma (57)</td><td>4-0</td><td>1,520</td><td>2</td></tr> <tr><td>2.</td><td>LSU (1)</td><td>4-0</td><td>1,399</td><td>6</td></tr> <tr><td>3.</td><td>Missouri</td><td>4-0</td><td>1,398</td><td>5</td></tr> <tr><td>4.</td><td>Alabama (2)</td><td>5-0</td><td>1,350</td><td>10</td></tr> <tr><td>5.</td><td>Texas (1)</td><td>4-0</td><td>1,310</td><td>7</td></tr> <tr><td>6.</td><td>Penn State</td><td>5-0</td><td>1,146</td><td>12</td></tr> <tr><td>7.</td><td>BYU</td><td>4-0</td><td>1,054</td><td>11</td></tr> <tr><td>8.</td><td>Texas Tech</td><td>4-0</td><td>1,047</td><td>9</td></tr> <tr><td>9.</td><td>USC</td><td>2-1</td><td>990</td><td>1</td></tr> <tr><td>10.</td><td>Georgia</td><td>4-1</td><td>888</td><td>3</td></tr> <tr><td>10.</td><td>South Florida</td><td>5-0</td><td>888</td><td>14</td></tr> <tr><td>12.</td><td>Ohio State</td><td>4-1</td><td>854</td><td>13</td></tr> <tr><td>13.</td><td>Florida</td><td>3-1</td><td>832</td><td>4</td></tr> <tr><td>14.</td><td>Auburn</td><td>4-1</td><td>776</td><td>16</td></tr> <tr><td>15.</td><td>Utah</td><td>5-0</td><td>684</td><td>17</td></tr> <tr><td>16.</td><td>Kansas</td><td>3-1</td><td>555</td><td>18</td></tr> <tr><td>17.</td><td>Wisconsin</td><td>3-1</td><td>521</td><td>8</td></tr> <tr><td>18.</td><td>Boise State</td><td>3-0</td><td>446</td><td>20</td></tr> <tr><td>19.</td><td>Vanderbilt</td><td>4-0</td><td>351</td><td>25</td></tr> <tr><td>20.</td><td>Oregon</td><td>4-1</td><td>286</td><td>22</td></tr> <tr><td>21.</td><td>Fresno State</td><td>3-1</td><td>280</td><td>24</td></tr> <tr><td>22.</td><td>Oklahoma State</td><td>4-0</td><td>229</td><td>NR</td></tr> <tr><td>23.</td><td>Connecticut</td><td>5-0</td><td>180</td><td>NR</td></tr> <tr><td>24.</td><td>Virginia Tech</td><td>4-1</td><td>161</td><td>NR</td></tr> <tr><td>25.</td><td>Wake Forest</td><td>3-1</td><td>148</td><td>15</td></tr> </tbody> </table> <p>OTHERS RECEIVING VOTES Northwestern 90, Michigan St. 88, Kentucky 86, Ball St. 43, Maryland 40, Tulsa 38, Florida St. 31, TCU 25, Cal 20, Georgia Tech 18, Illinois 14, Nebraska 8, Oregon St. 6, Clemson 5, North Carolina 5, Notre Dame 3, Cincinnati 2, Duke 1, Mississippi 1.</p>	Rk	School (1st)	Record	Pts.	Prv.	1.	Oklahoma (57)	4-0	1,520	2	2.	LSU (1)	4-0	1,399	6	3.	Missouri	4-0	1,398	5	4.	Alabama (2)	5-0	1,350	10	5.	Texas (1)	4-0	1,310	7	6.	Penn State	5-0	1,146	12	7.	BYU	4-0	1,054	11	8.	Texas Tech	4-0	1,047	9	9.	USC	2-1	990	1	10.	Georgia	4-1	888	3	10.	South Florida	5-0	888	14	12.	Ohio State	4-1	854	13	13.	Florida	3-1	832	4	14.	Auburn	4-1	776	16	15.	Utah	5-0	684	17	16.	Kansas	3-1	555	18	17.	Wisconsin	3-1	521	8	18.	Boise State	3-0	446	20	19.	Vanderbilt	4-0	351	25	20.	Oregon	4-1	286	22	21.	Fresno State	3-1	280	24	22.	Oklahoma State	4-0	229	NR	23.	Connecticut	5-0	180	NR	24.	Virginia Tech	4-1	161	NR	25.	Wake Forest	3-1	148	15	<p>HARRIS POLL</p> <table border="1" style="width: 100%; border-collapse: collapse;"> <thead> <tr> <th>Rk</th> <th>School (1st)</th> <th>Record</th> <th>Pts.</th> <th>Prv.</th> </tr> </thead> <tbody> <tr><td>1.</td><td>Oklahoma (102)</td><td>4-0</td><td>2,835</td><td>n/a</td></tr> <tr><td>2.</td><td>LSU (3)</td><td>4-0</td><td>2,637</td><td>n/a</td></tr> <tr><td>3.</td><td>Alabama (7)</td><td>5-0</td><td>2,601</td><td>n/a</td></tr> <tr><td>4.</td><td>Missouri (1)</td><td>4-0</td><td>2,524</td><td>n/a</td></tr> <tr><td>5.</td><td>Texas (1)</td><td>4-0</td><td>2,455</td><td>n/a</td></tr> <tr><td>6.</td><td>Penn State</td><td>5-0</td><td>2,102</td><td>n/a</td></tr> <tr><td>7.</td><td>USC</td><td>2-1</td><td>1,997</td><td>n/a</td></tr> <tr><td>8.</td><td>Texas Tech</td><td>4-0</td><td>1,933</td><td>n/a</td></tr> <tr><td>9.</td><td>BYU</td><td>4-0</td><td>1,904</td><td>n/a</td></tr> <tr><td>10.</td><td>Georgia</td><td>4-1</td><td>1,831</td><td>n/a</td></tr> <tr><td>11.</td><td>Florida</td><td>3-1</td><td>1,744</td><td>n/a</td></tr> <tr><td>12.</td><td>South Florida</td><td>5-0</td><td>1,657</td><td>n/a</td></tr> <tr><td>13.</td><td>Auburn</td><td>4-1</td><td>1,506</td><td>n/a</td></tr> <tr><td>14.</td><td>Ohio State</td><td>4-1</td><td>1,482</td><td>n/a</td></tr> <tr><td>15.</td><td>Utah</td><td>5-0</td><td>1,195</td><td>n/a</td></tr> <tr><td>16.</td><td>Wisconsin</td><td>3-1</td><td>973</td><td>n/a</td></tr> <tr><td>17.</td><td>Kansas</td><td>3-1</td><td>966</td><td>n/a</td></tr> <tr><td>18.</td><td>Boise State</td><td>3-0</td><td>808</td><td>n/a</td></tr> <tr><td>19.</td><td>Vanderbilt</td><td>4-0</td><td>704</td><td>n/a</td></tr> <tr><td>20.</td><td>Fresno State</td><td>3-1</td><td>493</td><td>n/a</td></tr> <tr><td>21.</td><td>Oregon</td><td>4-1</td><td>476</td><td>n/a</td></tr> <tr><td>22.</td><td>Virginia Tech</td><td>4-1</td><td>350</td><td>n/a</td></tr> <tr><td>23.</td><td>Oklahoma State</td><td>4-0</td><td>299</td><td>n/a</td></tr> <tr><td>24.</td><td>Connecticut</td><td>5-0</td><td>286</td><td>n/a</td></tr> <tr><td>25.</td><td>Wake Forest</td><td>3-1</td><td>223</td><td>n/a</td></tr> </tbody> </table> <p>OTHERS RECEIVING VOTES Mich. St. 187, N'western 165, Maryland 98, TCU 77, Kentucky 73, Fla St. 66, Tulsa 59, Illinois 55, Ga. Tech 43, N. Carolina 41, Ball St. 36, Cal 31, Boston Col. 25, Notre Dame 18, Nebraska 16, Clemson 15, Colorado 15, E. Carolina 10, Michigan 10, Ole Miss 9, Oregon St. 7, Arizona 6, Duke 3, W. Virginia 3, Tennessee 1.</p>	Rk	School (1st)	Record	Pts.	Prv.	1.	Oklahoma (102)	4-0	2,835	n/a	2.	LSU (3)	4-0	2,637	n/a	3.	Alabama (7)	5-0	2,601	n/a	4.	Missouri (1)	4-0	2,524	n/a	5.	Texas (1)	4-0	2,455	n/a	6.	Penn State	5-0	2,102	n/a	7.	USC	2-1	1,997	n/a	8.	Texas Tech	4-0	1,933	n/a	9.	BYU	4-0	1,904	n/a	10.	Georgia	4-1	1,831	n/a	11.	Florida	3-1	1,744	n/a	12.	South Florida	5-0	1,657	n/a	13.	Auburn	4-1	1,506	n/a	14.	Ohio State	4-1	1,482	n/a	15.	Utah	5-0	1,195	n/a	16.	Wisconsin	3-1	973	n/a	17.	Kansas	3-1	966	n/a	18.	Boise State	3-0	808	n/a	19.	Vanderbilt	4-0	704	n/a	20.	Fresno State	3-1	493	n/a	21.	Oregon	4-1	476	n/a	22.	Virginia Tech	4-1	350	n/a	23.	Oklahoma State	4-0	299	n/a	24.	Connecticut	5-0	286	n/a	25.	Wake Forest	3-1	223	n/a
Rk	School (1st)	Record	Pts.	Prv.																																																																																																																																																																																																																																																																																																																																																																																																				
1.	Oklahoma (43)	4-0	1,599	2																																																																																																																																																																																																																																																																																																																																																																																																				
2.	Alabama (21)	5-0	1,565	8																																																																																																																																																																																																																																																																																																																																																																																																				
3.	LSU	4-0	1,466	5																																																																																																																																																																																																																																																																																																																																																																																																				
4.	Missouri (1)	4-0	1,453	6																																																																																																																																																																																																																																																																																																																																																																																																				
5.	Texas	4-0	1,362	7																																																																																																																																																																																																																																																																																																																																																																																																				
6.	Penn State	5-0	1,252	12																																																																																																																																																																																																																																																																																																																																																																																																				
7.	Texas Tech	4-0	1,105	10																																																																																																																																																																																																																																																																																																																																																																																																				
8.	BYU	4-0	1,098	11																																																																																																																																																																																																																																																																																																																																																																																																				
9.	USC	2-1	1,087	1																																																																																																																																																																																																																																																																																																																																																																																																				
10.	South Florida	5-0	1,035	13																																																																																																																																																																																																																																																																																																																																																																																																				
11.	Georgia	4-1	1,018	3																																																																																																																																																																																																																																																																																																																																																																																																				
12.	Florida	3-1	914	4																																																																																																																																																																																																																																																																																																																																																																																																				
13.	Auburn	4-1	860	15																																																																																																																																																																																																																																																																																																																																																																																																				
14.	Ohio State	4-1	829	14																																																																																																																																																																																																																																																																																																																																																																																																				
15.	Utah	5-0	713	17																																																																																																																																																																																																																																																																																																																																																																																																				
16.	Kansas	3-1	650	18																																																																																																																																																																																																																																																																																																																																																																																																				
17.	Boise State	3-0	549	19																																																																																																																																																																																																																																																																																																																																																																																																				
18.	Wisconsin	3-1	520	9																																																																																																																																																																																																																																																																																																																																																																																																				
19.	Vanderbilt	4-0	459	21																																																																																																																																																																																																																																																																																																																																																																																																				
20.	Virginia Tech	4-1	290	NR																																																																																																																																																																																																																																																																																																																																																																																																				
21.	Oklahoma State	4-0	277	NR																																																																																																																																																																																																																																																																																																																																																																																																				
22.	Fresno State	3-1	232	25																																																																																																																																																																																																																																																																																																																																																																																																				
23.	Oregon	4-1	199	NR																																																																																																																																																																																																																																																																																																																																																																																																				
24.	Connecticut	5-0	126	NR																																																																																																																																																																																																																																																																																																																																																																																																				
25.	Wake Forest	3-1	107	16																																																																																																																																																																																																																																																																																																																																																																																																				
Rk	School (1st)	Record	Pts.	Prv.																																																																																																																																																																																																																																																																																																																																																																																																				
1.	Oklahoma (57)	4-0	1,520	2																																																																																																																																																																																																																																																																																																																																																																																																				
2.	LSU (1)	4-0	1,399	6																																																																																																																																																																																																																																																																																																																																																																																																				
3.	Missouri	4-0	1,398	5																																																																																																																																																																																																																																																																																																																																																																																																				
4.	Alabama (2)	5-0	1,350	10																																																																																																																																																																																																																																																																																																																																																																																																				
5.	Texas (1)	4-0	1,310	7																																																																																																																																																																																																																																																																																																																																																																																																				
6.	Penn State	5-0	1,146	12																																																																																																																																																																																																																																																																																																																																																																																																				
7.	BYU	4-0	1,054	11																																																																																																																																																																																																																																																																																																																																																																																																				
8.	Texas Tech	4-0	1,047	9																																																																																																																																																																																																																																																																																																																																																																																																				
9.	USC	2-1	990	1																																																																																																																																																																																																																																																																																																																																																																																																				
10.	Georgia	4-1	888	3																																																																																																																																																																																																																																																																																																																																																																																																				
10.	South Florida	5-0	888	14																																																																																																																																																																																																																																																																																																																																																																																																				
12.	Ohio State	4-1	854	13																																																																																																																																																																																																																																																																																																																																																																																																				
13.	Florida	3-1	832	4																																																																																																																																																																																																																																																																																																																																																																																																				
14.	Auburn	4-1	776	16																																																																																																																																																																																																																																																																																																																																																																																																				
15.	Utah	5-0	684	17																																																																																																																																																																																																																																																																																																																																																																																																				
16.	Kansas	3-1	555	18																																																																																																																																																																																																																																																																																																																																																																																																				
17.	Wisconsin	3-1	521	8																																																																																																																																																																																																																																																																																																																																																																																																				
18.	Boise State	3-0	446	20																																																																																																																																																																																																																																																																																																																																																																																																				
19.	Vanderbilt	4-0	351	25																																																																																																																																																																																																																																																																																																																																																																																																				
20.	Oregon	4-1	286	22																																																																																																																																																																																																																																																																																																																																																																																																				
21.	Fresno State	3-1	280	24																																																																																																																																																																																																																																																																																																																																																																																																				
22.	Oklahoma State	4-0	229	NR																																																																																																																																																																																																																																																																																																																																																																																																				
23.	Connecticut	5-0	180	NR																																																																																																																																																																																																																																																																																																																																																																																																				
24.	Virginia Tech	4-1	161	NR																																																																																																																																																																																																																																																																																																																																																																																																				
25.	Wake Forest	3-1	148	15																																																																																																																																																																																																																																																																																																																																																																																																				
Rk	School (1st)	Record	Pts.	Prv.																																																																																																																																																																																																																																																																																																																																																																																																				
1.	Oklahoma (102)	4-0	2,835	n/a																																																																																																																																																																																																																																																																																																																																																																																																				
2.	LSU (3)	4-0	2,637	n/a																																																																																																																																																																																																																																																																																																																																																																																																				
3.	Alabama (7)	5-0	2,601	n/a																																																																																																																																																																																																																																																																																																																																																																																																				
4.	Missouri (1)	4-0	2,524	n/a																																																																																																																																																																																																																																																																																																																																																																																																				
5.	Texas (1)	4-0	2,455	n/a																																																																																																																																																																																																																																																																																																																																																																																																				
6.	Penn State	5-0	2,102	n/a																																																																																																																																																																																																																																																																																																																																																																																																				
7.	USC	2-1	1,997	n/a																																																																																																																																																																																																																																																																																																																																																																																																				
8.	Texas Tech	4-0	1,933	n/a																																																																																																																																																																																																																																																																																																																																																																																																				
9.	BYU	4-0	1,904	n/a																																																																																																																																																																																																																																																																																																																																																																																																				
10.	Georgia	4-1	1,831	n/a																																																																																																																																																																																																																																																																																																																																																																																																				
11.	Florida	3-1	1,744	n/a																																																																																																																																																																																																																																																																																																																																																																																																				
12.	South Florida	5-0	1,657	n/a																																																																																																																																																																																																																																																																																																																																																																																																				
13.	Auburn	4-1	1,506	n/a																																																																																																																																																																																																																																																																																																																																																																																																				
14.	Ohio State	4-1	1,482	n/a																																																																																																																																																																																																																																																																																																																																																																																																				
15.	Utah	5-0	1,195	n/a																																																																																																																																																																																																																																																																																																																																																																																																				
16.	Wisconsin	3-1	973	n/a																																																																																																																																																																																																																																																																																																																																																																																																				
17.	Kansas	3-1	966	n/a																																																																																																																																																																																																																																																																																																																																																																																																				
18.	Boise State	3-0	808	n/a																																																																																																																																																																																																																																																																																																																																																																																																				
19.	Vanderbilt	4-0	704	n/a																																																																																																																																																																																																																																																																																																																																																																																																				
20.	Fresno State	3-1	493	n/a																																																																																																																																																																																																																																																																																																																																																																																																				
21.	Oregon	4-1	476	n/a																																																																																																																																																																																																																																																																																																																																																																																																				
22.	Virginia Tech	4-1	350	n/a																																																																																																																																																																																																																																																																																																																																																																																																				
23.	Oklahoma State	4-0	299	n/a																																																																																																																																																																																																																																																																																																																																																																																																				
24.	Connecticut	5-0	286	n/a																																																																																																																																																																																																																																																																																																																																																																																																				
25.	Wake Forest	3-1	223	n/a																																																																																																																																																																																																																																																																																																																																																																																																				

2008 Auburn Depth Chart

Pronunciation Guide		Offense		Defense	
2 Aairon Savage DB AIR-un	RB	1 Brad Lester (5-11, 197, Sr.) --OR-- 44 Ben Tate (5-11, 216, Jr.) 9 Tristan Davis (5-10, 212, Sr.) --OR-- 32 Eric Smith (5-10, 232, Fr.)	DE	52 Antonio Coleman (6-3, 250, Jr.) 45 Antoine Carter (6-4, 252, So.)	
19 Neil Caudle QB CAW-dull	QB	12 Chris Todd (6-4, 217, Jr.) 18 Kodi Burns (6-2, 205, So.) 19 Neil Caudle (6-3, 199, So.)	NG	99 Tez Doolittle (6-3, 283, Sr.) 93 Mike Blanc (6-4, 290, So.)	
25 D'Antoine Hood DB duh-AN-twon	X	80 Rodgeriquis Smith (6-1, 195, Sr.) 16 James Swinton (6-0, 180, Sr.) 27 Mario Fannin (5-11, 225, So.)	DT	94 Sen'Derrick Marks (6-2, 296, Jr.) 91 Jake Ricks (6-4, 300, Jr.) 98 Zach Clayton (6-3, 290, So.)	
49 Michael Goggans DE GAH-guns	H	3 Robert Dunn (6-0, 174, Sr.) 81 Terrell Zachery (6-1, 205, So.) 87 Derek Winter (6-0, 199, Fr.)	DE	49 Michael Goggans (6-3, 259, So.) 83 Gabe McKenzie (6-5, 253, Jr.)	
50 Ryan Pugh OL PYEW	LT	73 Lee Ziemba (6-8, 285, So.) 66 Mike Berry (6-3, 312, So.)	LB	46 Craig Stevens (6-3, 221, So.) 56 Courtney Harden (6-1, 230, Sr.)	
57 Byron Isom DL buh-RONEYE-some	LG	71 Tyronne Green (6-2, 307, Sr.) 79 Jared Cooper (6-4, 291, RFr.)	LB	10 Tray Blackmon (6-0, 216, Jr.) 17 Josh Bynes (6-2, 230, So.) 31 Adam Herring (6-1, 213, RFr.)	
71 Tyronne Green OG ty-ROAN	C	50 Ryan Pugh (6-4, 284, So.) 68 Jason Bosley (6-4, 273, Sr.)	LB	59 Chris Evans (6-0, 218, Sr.) --OR-- 55 Merrill Johnson (6-0, 210, Sr.)	
73 Lee Ziemba OL ZIM-bah	RG	57 Byron Isom (6-3, 291, So.) 53 Bart Eddins (6-4, 289, So.) 78 Darrell Roseman (6-4, 275, So.)	FS	4 Zac Etheridge (6-0, 206, So.) 11 Mike Slade (6-3, 192, RFr.)	
80 Rodgeriquis Smith WR rod-REE-guez	RT	68 Jason Bosley (6-4, 273, Sr.) 50 Ryan Pugh (6-4, 280, So.) 75 Andrew McCain (6-6, 295, Jr.)	SS	26 Mike McNeil (6-2, 204, So.) 24 Jonathan Vickers (6-3, 204, Sr.) 33 Christian Thompson (6-1, 186, Fr.)	
82 Phillip Pierre-Louis WR pee-AIR LOO-iss	Y	5 Tommy Trott (6-5, 242, Jr.) 13 Tim Hawthorne (6-3, 209, So.) 92 Vance Smith (6-2, 245, Fr.)	LC	8 Jerraud Powers (5-10, 192, Jr.) 25 D'Antoine Hood (5-10, 184, Fr.)	
85 Quindarius Carr WR quin-DARE-ee-us	Z	84 Montez Billings (6-2, 186, Jr.) 85 Quindarius Carr (6-1, 176, RFr.) 89 Darvin Adams (6-3, 178, Fr.)	RC	6 Walter McFadden (6-0, 177, Jr.) 15 Neiko Thorpe (6-2, 171, Fr.)	
86 John Cubelic WR CUBE-eh-lic					
93 Mike Blanc DE BLAHNK					
Tommy Tuberville TUB-er-ville					
Special Teams					
	PK	18 Wes Byrum (6-2, 214, So.) 37 Morgan Hull (6-3, 189, So.)	PR	3 Robert Dunn (6-0, 174, Sr.) 8 Jerraud Powers (5-10, 192, Jr.)	
	P	97 Clinton Durst (6-1, 190, RFr.) 21 Ryan Shoemaker (6-0, 186, So.) 22 Patrick Tatum (6-2, 216, So.)	KOR	27 Mario Fannin (5-11, 225, So.) & 9 Tristan Davis (5-10, 212, Sr.)	
	DS	60 Robert Shiver (6-3, 225, Sr.) 61 Josh Harris (6-1, 220, RFr.)		1 Brad Lester (5-11, 197, Sr.) & 44 Ben Tate (5-11, 216, Jr.) --OR-- 3 Robert Dunn (6-0, 174, Sr.)	
	H	96 Clayton Crofoot (6-6, 186, Jr.) 19 Neil Caudle (6-3, 199, So.)			

2008 Auburn Football Game Recaps

GAME 1	LOUISIANA-MONROE	0
	#10 AUBURN	34
	August 30, 2008	
Jordan-Hare Stadium (87,451) • Auburn, Ala.		

No. 10 Auburn scored touchdowns on defense, special teams and offense and Ben Tate rushed for 115 yards as the Tigers dominated in a 34-0 season-opening victory over Louisiana-Monroe under the lights in Jordan-Hare Stadium. It marked the first time since the 2003 season that the Tigers were able to punch the ball into the end zone on all three sides of the ball.

On the first defensive play of the game for Auburn, Antonio Coleman broke through ULM's offensive line to sack quarterback Kinsmon Lancaster and force a fumble. Sophomore Michael Goggans recovered the fumble and dashed nine yards into the end zone for the touchdown, the first of his career.

Robert Dunn closed out the first quarter with a 66-yard punt return for a touchdown to put the Tigers ahead 14-0. Dunn's punt return for a touchdown was the first for Auburn since Robert Baker returned a punt 79 yards for a touchdown against South Carolina in 1996, snapping the nation's longest streak without returning a punt for a touchdown. The Tigers had played 144 consecutive games without a punt return for a touchdown.

Following a special teams fumble recovery by freshman Spencer Pybus to start the second half, the Tigers went 30 yards in three plays on a 19-yard rush by Mario Fannin and a pair of rushes by Brad Lester, including a 3-yard run around the right side for a touchdown.

Tate's 115 yards on the ground was his fourth career 100-yard rushing game. A 49-yard left side run late in the second quarter was the longest of the junior's career, surpassing his career long of 44 yards set in 2007 against Vanderbilt. The 49-yard run was also the longest of the game for the Tigers.

Auburn finished the game with 321 yards rushing, its most since 2005 against Kentucky when the Tigers posted 338.

Quarterback Chris Todd capped off the scoring with a 3-yard touchdown pass to Chris Slaughter midway through the fourth quarter. It marked the first touchdowns at Auburn for each player.

Senior Rodgeriquis Smith finished the game with 57 yards receiving on five catches to lead the passing attack.

Wes Byrum added a pair of field goals, from 33 and 19 yards out, to give the sophomore 19 career field goals.

SCORING SUMMARY		
Louisiana-Monroe	0	0 0 0 — 0
Auburn	14	3 10 7 — 34
AU—Goggans 9 fumble recovery (Byrum kick), 12:08, 1st AU—Dunn 66 punt return (Byrum kick), 00:04, 1st AU—Byrum 33 field goal, 1:16, 2nd AU—Lester 3 run (Byrum kick), 14:08, 3rd AU—Byrum 19 field goal, 00:24, 3rd AU—Slaughter 3 pass from Todd (Byrum kick), 6:49, 4th		
TEAM STATISTICS		
	ULM	AU
First Downs	12	19
Rushes-Yards	30-84	46-321
Passing Yards	136	85
Comp-Att-Int	20-38-0	13-27-1
Total Plays-Yards	68-220	73-406
Punts-Avg.	11-39.3	7-43.4
Fumbles/Lost	2/2	0/0
Penalties-Yards	4-20	7-55
3rd Down Conv.	2-of-18	5-of-15
Time of Possession	31:09	28:51
INDIVIDUAL STATISTICS		
RUSHING: (ULM) Goodin 15-39, Lancaster 11-33, McCoy 1-7, Lovett 3-5; (AU) Tate 13-115, Burns 6-69, Smith 9-66, Lester 14-52 (TD), Fannin 2-21, Todd 2(-2).		
PASSING: (ULM) Lancaster 20-38-0, 136; (AU) Todd 9-18-1, 70 (TD), Burns 4-9, 15.		
RECEIVING: (ULM) Zacharie 8-61, McCoy 5-10, McCall 3-25, Goodin 2-24, Ambrose 2-16; (AU) R.Smith 5-57, Slaughter 4-13 (TD), Carr 1-6, Tate 1-5, Swinton 1-4, Fannin 1-0.		

In his debut as defensive coordinator, Paul Rhoads' defense became the first since 2006 to hold an opponent scoreless. The last time that Auburn blanked an opponent was Nov. 4, 2006, against Arkansas State.

The defense held ULM to just 220 yards of offense, and the Warhawks were just 2-of-18 on third-down conversions.

The Tigers had 19 players see action in their first collegiate games at Auburn.

With the win, Auburn owns the all-time series against ULM, 7-0.

GAME 2	SOUTHERN MISS	13
	#9 AUBURN	27
	September 6, 2008	
Jordan-Hare Stadium (87,451) • Auburn, Ala.		

No. 9 Auburn had a trio of players rush for touchdowns as the Tigers routed Southern Miss, 27-13, in front of another sellout crowd of 87,451 at Jordan-Hare Stadium.

After two first quarter fumbles in the red zone, Ben Tate got the Tigers on the board with a 1-yard left end rush for a touchdown early in the second quarter. Quarterback Chris Todd connected with Rodgeriquis Smith for a 21-yard reception and Brad Lester moved the ball to the 1-yard line to set up the Tate touchdown.

Following the Golden Flashes' next possession, Auburn marched 76 yards down the field with Todd hitting Mario Fannin for 18 yards, Terrell Zachery for 17 yards and Montez Billings for 13 yards. Tristan Davis capped off the drive with a 13-yard touchdown run on his first carry since the 2005 Iron Bowl against Alabama. Davis' score was his first since 2005 at Kentucky and gave Auburn a 14-0 lead at the half.

Wes Byrum knocked in a career-long 52-yard field goal on Auburn's first drive of the third quarter. His previous career-long was from 49 yards out, which he nailed last season against Southern Florida. It also marked the first time that an Auburn placekicker had hit a 50-plus yard field goal since John Vaughn in 2006.

Kodi Burns rushed into the end zone from 1-yard out for Auburn's final touchdown to give the Tigers a commanding 24-0 lead midway through the third quarter. The score was result of a 12-play, 75-yard move down the field with Todd completing 21-yard and 20-yard passes to Tate and Davis, respectively. Tate added a 13-yard rush to set up the touchdown.

Auburn allowed its first points of the season at the 2:33 mark in the third quarter. The Golden Eagles, capitalizing on an interception, were able to get into the end zone on a 1-yard pass from Austin Davis to Shawn Nelson. The Tigers had held their opponents scoreless for the first 102:27 of the season before allowing a point.

After another USM touchdown, Byrum added a 23-yard field goal to close out the Tigers' scoring efforts in the fourth quarter.

For the second straight game, Auburn limited its opponent to under 100 yards on the ground. The Golden Flashes were only able to muster 37 yards rushing on 27 attempts.

SCORING SUMMARY		
Southern Miss	0	6 7 — 13
Auburn	14	10 3 — 27
AU—Tate 1 run (Byrum kick), 13:10, 2nd AU—Davis 13 run (Byrum kick), 8:23, 2nd AU—Byrum 52 field goal, 12:38, 3rd AU—Burns 1 run (Byrum kick), 6:49, 3rd USM—Nelson 1 pass from Davis, 2:33, 3rd USM—Nelson 17 pass from Davis (Barefoot kick), 11:48, 4th AU—Byrum 23 field goal, 7:06, 4th		
TEAM STATISTICS		
	USM	AU
First Downs	20	22
Rushes-Yards	27-37	41-132
Passing Yards	268	248
Comp-Att-Int	33-50-2	21-34-1
Total Plays-Yards	77-305	75-380
Punts-Avg.	8-40.0	5-44.2
Fumbles-Lost	4-1	5-3
Penalties-Yards	8-76	6-53
3rd Down Conv.	1-of-14	4-of-12
Time of Possession	29:40	30:20
INDIVIDUAL STATISTICS		
RUSHING: (USM) Fletcher 13-29, Kirksey 2-8, Davis 12-0; (AU) Tate 15-71 (TD), Lester 12-45, Davis 2-15 (TD), E.Smith 2-8, Dunn 2-6, Fannin 1-3, Burns 2(-1) (TD), Todd 2(-11).		
PASSING: (USM) Davis 33-50-2, 268 (2TD); (AU) Todd 21-31-0, 0-3-1.		
RECEIVING: (USM) Nelson 12-118 (2TD), Brown 8-88, Fletcher 6-57, Parham 3-13, Morgan 2(-1), Baptiste 2(-7); (AU) Tate 3-51, Trott 3-44, Billings 3-30, Fannin 3-22, Dunn 2-21, Lester 2-13, R.Smith 1-21, Davis 1-20, Zachery 1-17, Carr 1-8, E.Smith 1-1.		

Three Tigers recorded sacks in the game. Tray Blackmon and Zach Clayton each registered a sack and Antonio Coleman had his second sack in as many games.

After gaining only 85 yards through the air against Louisiana-Monroe in the season opener, quarterback Chris Todd completed 21-of-31 passes for 248 yards. In all, 11 different Auburn receivers caught passes in the game, marking the most Tigers to catch passes in a single game since 2005 against Ole Miss.

Robert Dunn set a new career-high in punt return yards with 103.

With the win, Auburn now leads the all-time series against Southern Miss 17-5 and has won the last three meetings.

2008 Auburn Football Game Recaps

GAME 3	#9 AUBURN	3
	MISSISSIPPI STATE	2
	September 13, 2008 Davis-Wade Stadium (52,911) • Starkville, Miss.	

A second quarter Wes Byrum field goal held as No. 9 Auburn won its SEC opener 3-2 on the road against Mississippi State. The Tigers improved to 3-0, while MSU slipped to 1-2.

Byrum put the only points on the board for the Tigers with a 35-yard field goal midway through the second quarter for a 3-0 lead. Byrum capped off an eight play, 39-yard drive that was highlighted by Montez Billings' 30-yard reception and an 11-yard rush by Brad Lester. The Tigers stood at the Bulldogs' 11-yard line, but were flagged for back-to-back false starts and forced to kick the field goal.

Byrum looked to put Auburn up by a pair of field goals as the half closed out, but sent the ball wide left from 42 yards out.

For the third straight week, Auburn shut out its opponent in the first half. Mississippi State was only able to generate two drives in double digits, 12 and 22 yards, and was held within its own territory for the entire half.

The opening of the third quarter looked bleak for the Tigers, with the Bulldogs recovering a fumble on Auburn's first play from scrimmage. Antonio Coleman responded by sacking MSU quarterback Wesley Carroll for a 7-yard loss. It was Coleman's third sack in as many games. An Auburn pass interference penalty gave the Bulldogs a first down, but the Tiger defense held and forced a 38-yard field goal attempt by Adam Carlson. A bad snap threw off the timing and Carlson was short on his attempt.

Two drives later, the Auburn defense came up big by holding MSU on an attempt to convert on fourth-and-one. Turning the ball over on downs, the Tigers started the drive from their own 37-yard line. Ben Tate rushed for 15 yards and Chris Todd connected with Montez Billings for a 31-yard completion to put the Tigers in the red zone at the 7-yard line. Unable to push into the end zone for the touchdown, Byrum faced a 22-yard field goal but missed wide left for the second time in the game.

Mississippi State's only points came at the 7:05 mark in the fourth quarter when an Auburn holding penalty in the end zone resulted in a safety.

On MSU's ensuing possession, Tray Blackmon stopped the Bulldogs short on another fourth-and-one at Auburn's 41-yard line.

Walter McFadden shut the door on any further attempts by MSU to score by picking Carroll at the Auburn 18-yard line with 2:18 left in the game. It was the first interception of the season for McFadden and the second of his career.

The Auburn defense limited the Bulldogs to 116 yards of total offense, the fewest yards allowed since holding Kentucky to 110 yards of total offense in 2004. Mississippi State did not convert a third or fourth down, going 0-14 and 0-3, respectively.

SCORING SUMMARY			
Auburn	3	0	0 - 3
Mississippi State	0	0	2 - 2
AU—Byrum 35 field goal, 7:38, 2nd MS—Team safety, 7:05, 4th			
TEAM STATISTICS			
	AU	MSU	
First Downs	14	6	
Rushes-Yards	45-161	30-38	
Passing Yards	154	78	
Comp-Att-Int	14-26-0	10-25-1	
Total Plays-Yards	71-315	55-116	
Punts-Avg.	8-40.2	10-38.1	
Fumbles-Lost	3-3	1-0	
Penalties-Yards	12-94	4-23	
3rd Down Conv.	3-of-16	0-of-14	
Time of Possession	32:13	27:47	
INDIVIDUAL STATISTICS			
RUSHING: (AU) Tate 20-92, Lester 9-51, Davis 5-29, Fannin 1-12; Todd 7-(-19) (MSU) Ducre 16-49, Dixon 7-5, McRae 1-(-1), Carroll 5-(-14).			
PASSING: (AU) Todd 14-26-0, 154; (MSU) Carroll 10-25-1, 78.			
RECEIVING: (AU) Billings 3-68, Dunn 3-37, R.Smith 2-8, Lester 2-6, Tate 2-5, Carr 1-28, Fannin 1-2; (MSU) Riley 3-26, Bell 2-25, McRae 2-15, Ducre 2-11, Hoskins 1-1).			

Seven Auburn defensive players logged tackles for loss, including two each from Merrill Johnson and Tez Dootittle.

A pair of running backs, Brad Lester and Tate, reach 1,500 career rushing yards. They became the 22nd and 23rd players, respectively, to accomplish the feat in Auburn football history.

The Tigers recorded 315 yards of total offense, but were unable to score a touchdown. It was the first time since 1974 that Auburn won a game by only scoring three points, beating Miami (Fl.) 3-0.

GAME 4	#6 LSU	26
	#10 AUBURN	21
	September 20, 2008 Jordan-Hare Stadium (87,451) • Auburn, Ala.	

Jarrett Lee's 18-yard touchdown pass to Brandon LaFell with 1:03 left in the fourth quarter lifted No. 6 LSU over No. 10 Auburn, 26-21, in a dramatic SEC West showdown in front of a sellout crowd under the lights at Jordan-Hare Stadium.

True to tradition, the game was a back and forth battle with four lead changes, and came down to the final seconds on the clock. For the first time in nine meetings, the road team left town out with the win.

LSU took a 3-0 lead in the first quarter on a Colt David 46-yard field goal, but Auburn jumped ahead on its first series of the second quarter. Quarterback Chris Todd connected with Tim Hawthorne for a 29-yard completion to spark the Tiger drive, and Ben Tate followed with a 16-yard rush around the right side. After a defensive pass interference call, Tate rushed up the middle for a 1-yard touchdown run for a 7-3 lead.

The Bayou Bengals had a chance to bring the game within one, but David missed a 50-yard field goal attempt.

Auburn added to its lead on Gabe McKenzie's 24-yard interception return for a touchdown. McKenzie, who started his junior campaign as a tight end and before switching to the defensive side of the ball, recorded his first interception and first career defensive touchdown. Heading into halftime, Auburn held a 14-3 advantage on the Bayou Bengals.

On its first possession of the second half, LSU's Lee hit Chris Mitchell for 39 yards and the touchdown to put the score at 14-10 in favor of Auburn.

Following a Todd interception, LSU moved 89 yards on four plays with three passes exceeding 20 yards. The drive was capped off by a halfback pass from Keiland Williams to Demetrius Byrd from 22 yards out as time expired in the third quarter to take a 17-14 lead into the final quarter.

LSU extended its lead on a David field goal from 32 yards out to go up 20-14 with 8:27 left.

Auburn stormed back on the ensuing possession. Starting on its own 26-yard line, Todd again found Hawthorne for a 58-yard gain. Tate rushed for three yards before Todd connected with Robert Dunn in the end zone for the touchdown to regain the lead, 21-20.

The Auburn defense forced LSU to go three-and-out on its next possession, but Auburn was unable to move the ball in response and was forced to punt.

With four minutes left on the clock and working from its own 46-yard line, LSU picked up three first downs to move to the Auburn 18-yard line to set up the game-deciding touchdown.

Hawthorne finished the game as Auburn's leading receiver with 87 yards through the air. His 58-yard catch midway through the fourth quarter was Auburn's longest play from scrimmage through four games and it was the longest of Hawthorne's career.

Todd finished the game with 250 yards passing, including a touchdown pass.

The Auburn defense allowed LSU to convert just 4-of-14 third-down attempts.

SCORING SUMMARY			
LSU	3	0	14 9 - 26
Auburn	0	14	0 7 - 21
LSU—David 46 field goal, 2:02, 1st AU—Tate 1 run (Byrum kick), 8:56, 2nd AU—McKenzie 24 interception (Byrum kick), 1:31, 2nd LSU—C.Mitchell 39 pass from Lee (David kick), 6:28, 3rd LSU—Byrd 22 pass from Williams (David kick), 0:00, 3rd LSU—David 32 field goal, 8:27, 4th AU—Dunn 15 pass from Todd (Byrum kick), 6:40, 4th LSU—LaFell 18 pass from Lee (Lee pass failed), 1:03, 4th			
TEAM STATISTICS			
	LSU	AU	
First Downs	20	16	
Rushes-Yards	38-178	36-70	
Passing Yards	220	250	
Comp-Att-Int	14-29-1	17-32-2	
Total Plays-Yards	67-398	68-320	
Punts-Avg.	6-48.3	7-35.4	
Fumbles-Lost	3-0	1-0	
Penalties-Yards	5-55	2-10	
3rd Down Conv.	4-of-14	4-of-14	
Time of Possession	31:00	29:00	
INDIVIDUAL STATISTICS			
RUSHING: (LSU) Scott 21-132, Hatch 10-40, Williams 2-8, Johnson 2-4, Murphy 2-(-4); (AU) Tate 19-45 (TD), Lester 7-26, Todd 10-(-1).			
PASSING: (LSU) Lee 11-22-1, 182 (2TD), Hatch 2-6-0, 16, Williams 1-1-0, 22 (TD); (AU) Todd 17-32-2, 250 (TD).			
RECEIVING: (LSU) LaFell 4-92 (TD), Byrd 3-38 (TD), J.Mitchell 2-16, Scott 2-15, C.Mitchell 1-39 (TD) Dickson 1-16, Murphy 1-4; (AU) R.Smith 5-73, Dunn 4-60 (TD), Billings 3-26, Hawthorne 2-87, Lester 2-2, Tate 1-2.			

2008 Auburn Football Game Notes

GAME
5

TENNESSEE 12
#15 **AUBURN** 14

September 27, 2008

Jordan-Hare Stadium (87,451) • Auburn, Ala.

No. 15 Auburn scored on both the offensive and defensive sides of the ball as the Tigers defeated SEC foe Tennessee 14-12 in front of a capacity crowd at Jordan-Hare Stadium. The Tigers improved to 4-1 and 2-1 in league action.

It was the first meeting between Auburn and Tennessee since the 2004 season. Auburn's win gave the Tigers a 26-21-3 all-time series lead and for the first time since 1961-64, Auburn won four straight against the Volunteers.

Auburn got on the board on its second drive of the first quarter with Chris Todd connecting with Robert Dunn in the end zone from 18 yards out. The 11-play, 69-yard drive saw Ben Tate rush for 25 yards on three carries and Todd find Tommy Trott and Dunn for receptions of six and 14 yards, respectively.

Tennessee closed the gap on the Tigers with a pair of Daniel Lincoln field goals in the second quarter to bring the game within a point at 7-6. Lincoln knocked in field goals from 47 and 35 yards.

Jake Ricks would put the Tigers up 14-6 before heading in for halftime on a fumble by Volunteer quarterback Jonathan Crompton on his own goal line. Ricks jumped on the ball in the end zone for his first career touchdown.

Auburn looked to tack on another score before the half closed out as Tiger quarterback Kodi Burns conducted a 10-play drive that covered 46 yards, but a Wes Byrum field goal attempt from 35 yards was wide left.

The third quarter was a back-and-forth grind between both teams. Auburn started its third drive of the quarter from its own 2-yard line and was able to put together three-straight first downs. A Tennessee personal foul pushed the Tigers into Volunteer territory, but a pass by Todd was picked off and returned for 38 yards.

Tennessee converted the interception into points at the start of the fourth quarter with a Montario Hardesty 2-yard touchdown run, the first rushing touchdown surrendered this season by the Auburn defense. Down by two, 14-12, the Volunteers attempted a two-point conversion with a Crompton pass, but failed.

The Tiger defense was key during the entire fourth quarter, limiting Tennessee to 14 yards of total offense and four possessions that resulted in three-and-outs.

Dunn finished the game leading the receiving unit with 54 yards on six catches to set a new career high. Fannin had a trio of catches for 29 yards. Trott and Montez Billings each had three receptions and recorded 19 and 16 yards, respectively.

On the ground, Tate logged 70 yards on 19 carries and Fannin added 18 yards on four carries. Burns carried the ball eight times for 16 yards.

Todd finished the game 14-of-23 for 93 yards, with a single pick and touchdown pass.

Josh Bynes made his first career start at linebacker and tallied a career-high 11 tackles. He became the first Auburn player this season to have double-digit tackles in a game.

Antonio Coleman registered his fourth sack of the season by taking down Crompton for a loss of four yards. Auburn's defense had six tackles for 19 yards lost against Tennessee.

SCORING SUMMARY

Tennessee0	6	0	6	— 12
Auburn7	7	0	0	— 14

AU—Dunn 18 pass from Todd (Byrum kick), 5:44, 1st
UT—Lincoln 47 field goal, 3:43, 2nd
UT—Lincoln 35 field goal, 3:03, 2nd
AU—Ricks 0 fumble recovery (Byrum kick), 7:06, 2nd
UT—Hardesty 2 run (Crompton pass failed), 4:44, 4th

TEAM STATISTICS

	UT	AU
First Downs	9	15
Rushes-Yards	33-124	38-97
Passing Yards	67	129
Comp-Att-Int	8-24-0	18-28-1
Total Plays-Yards	57-191	67-226
Punts-Avg.	10-39.9	9-43.7
Fumbles-Lost	1-1	1-0
Penalties-Yards	3-35	9-59
3rd Down Conv.	4-of-16	6-of-18
Time of Possession	27:15	32:45

INDIVIDUAL STATISTICS

RUSHING: (UT) Hardesty 10-35 (TD), Foster 8-30, Jones 4-25, Creer 4-19, Crompton 7-15; (AU) Tate 19-70, Fannin 4-18, Burns 8-16, Todd 2-6, E.Smith 2-0, Dunn 1(-7).

PASSING: (UT) Crompton 8-23-0, 67, Jones 0-1-0, 0; (AU) Todd 14-23-1, 93 (TD), Burns 4-6-0, 36, Dunn 0-0-0, 0.

RECEIVING: (UT) Jones 1-14, Rogers 1-14, Creer 1-9, Stocker 1-8, Briscoe 1-7, Taylor 1-6, Hardesty 1-5, Foster 1-4; (AU) Dunn 6-54 (TD), Fannin 3-29, Trott 3-19, Billings 3-16, R.Smith 2-7, Tate 1-4.

Noting Head Coach Tommy Tuberville

Tuberville Era Records

Jordan-Hare Stadium	53-15
Away	25-15
Neutral	6-4
SEC	51-24
West.....	31-16
East	20-8
Non-conference	30-9
Natural grass	78-32
Artificial turf	5-2
Overtime games	4-3
Day games	52-18
Night games.....	31-15
August	2-1
September	34-8
October	23-13
November	19-7
December/January	6-5
TV Games	54-32
ABC.....	2-5
CBS	12-9
ESPN.....	19-13
ESPN2	7-0
Raycom (LFS/JP).....	13-7
Fox.....	1-0
AU scores first.....	66-5
Opponent scores first.....	18-29
Leading at Half	69-7
Trailing at Half	11-26
Tied at Half	4-1
Leading after Third	75-8
Trailing after Third.....	6-26
Tied after Third.....	3-0
Overtime Games.....	3-3
Scoring less than 20 pts.	14-26
Scoring 20+ points	69-8
Scoring 30+ points	45-0
Allowing less than 20 pts.	64-5
Allowing 20+ points.....	20-29
Allowing 30+ points.....	3-13
Rushing for less than 100 yds.	12-20
Rushing for over 100 yds.	73-14
Rushing for 200+ yds.	34-3
Passing for 200+ yds.	41-11
Passing for 300+ yds.	6-2
Totalling less than 300 yds.	18-20
300+ yds. of total offense.....	66-14
400+ yds. of total offense.....	39-3
500+ yds. of total offense.....	12-0
Allowing less than 100 yds. rushing	46-4
Allowing less than 300 yds. total off.	48-5
Allowing 300+ yds. total offense	35-29
Having 100-yd. rusher	45-6
Opp. have 100-yd. rusher	13-20
AU outrushes opponent.....	72-9
AU is outrushed	12-25
AU outpasses opponent	49-14
AU is outpassed	34-20
Equal passing.....	1-0
vs. AP Top 5.....	4-1
vs. AP Top 10	15-13
vs. AP Top 25	20-19

- ▶ Has directed Auburn to 84 overall wins, good for fourth in school history. Auburn has won 71 percent of its games under Tuberville, ranking him eighth in school history.
- ▶ Directed Auburn to a 49-18 mark in the league since 2000, which is the second-best mark in the Southeastern Conference.
- ▶ Won 100th career game on Oct. 6, 2007 in 35-7 win over Vanderbilt.
- ▶ Has won 29 of last 36 SEC games and 30 of last 37 against SEC opponents.
- ▶ Led last seven teams to bowl games, including New Year's Day bowl in four of the last six years. Has won four of last five bowl games and has won five bowl games, which is tied for second most in school history with Shug Jordan, and one behind Pat Dye (6).
- ▶ Led Auburn to its best season ever in 2004 as the Tigers won a school-record 13 games and captured the Southeastern Conference and NOKIA Sugar Bowl titles.
- ▶ Named the 2004 AFCA, Associated Press, Paul "Bear" Bryant, Walter Camp and SEC Coach of the Year. Was also named the 1997 Associated Press SEC Coach of the Year.
- ▶ Guided Auburn to the 2004 Southeastern Conference Championship. Tuberville has led Auburn to at least a share of the Western Division title in five of his seven seasons.
- ▶ Directed Auburn to 15 wins over AP Top 10 teams since the start of the 2002 season.
- ▶ Led Auburn to 53 wins in last 67 games (79 percent) and 48 of the last 58 (83 percent), which included 15 straight from 2003-04.
- ▶ Auburn's 15-game win streak from 2003-04 marked Tuberville's longest winning streak as a head coach.
- ▶ Directed the Tigers to seven SEC road wins of 20-plus points since 2002, including three in 2004.
- ▶ In 22 previous years coaching at the Division I level, has been part of 20 winning seasons, including three national championships.
- ▶ Led AU to at least one victory against an AP top 10 team in a school-record seven consecutive seasons.
- ▶ Coached 62 players that have been drafted in the NFL, including 33 at Auburn.
- ▶ Coached 14 first-round NFL Draft picks, including the 1991 first overall pick, Russell Maryland, and four 2004 first-round draft picks (Ronnie Brown, Carnell Williams, Carlos Rogers and Jason Campbell).
- ▶ Eight former players have played in the NFL Pro Bowl, including Jessie Armstead, Jerome Brown, Rudi Johnson, Ray Lewis, Russell Maryland, Marcus McNeill, Warren Sapp and Marcus Washington.
- ▶ Is 20-5 in his career in games decided by three points or less.
- ▶ Auburn is 9-4 in its last 13 games against top 10 opponents in the AP poll.
- ▶ Won a school-record eight straight SEC road games from 2005-07, and currently has won 14 of last 17 games against SEC opponents outside of Auburn.
- ▶ Has won 75 of last 82 regular-season games when scoring 20 points or more.
- ▶ Finished in AP top 10 in two of the previous four years.
- ▶ Only team in country to defeat 2006 National Champion Florida, and only coach to defeat two teams in final top five in country (No. 1 Florida, No. 3 LSU) in 2006.
- ▶ First Auburn coach ever to win six straight over Alabama.
- ▶ Third all-time in Iron Bowl victories (7), behind Bear Bryant (19) and Ralph "Shug" Jordan (9).
- ▶ Only coach ever to win four consecutive games at Bryant-Denny Stadium in Tuscaloosa.

Tuberville's Head Coaching Record

Year	School	W-L	SEC	Notes
1995	Ole Miss	6-5	3-5 (5th W)	
1996	Ole Miss	5-6	2-6 (5th W)	
1997	Ole Miss	8-4	4-4 (3rd W)	Music City Bowl
1998	Ole Miss	6-5	3-5 (4th W)	Independence Bowl
1999	Auburn	5-6	2-6 (5th W)	
2000	Auburn	9-4	6-2 (1st W)	SEC West Champs; Citrus Bowl
2001	Auburn	7-5	5-3 (1st W)	SEC West Co-Champs; Peach Bowl
2002	Auburn	9-4	5-3 (1st W)	SEC West Co-Champs; Capital One Bowl Champs
2003	Auburn	8-5	5-3 (3rd W)	Music City Bowl Champs
2004	Auburn	13-0	8-0 (1st W)	SEC Champions; NOKIA Sugar Bowl Champs
2005	Auburn	9-3	7-1 (1st W)	SEC West Co-Champs; Capital One Bowl
2006	Auburn	11-2	6-2 (2nd W)	AT&T Cotton Bowl Champs
2007	Auburn	9-4	6-3 (2nd W)	Chick-fil-A Bowl Champs
2008	Auburn	4-1	2-1	
Totals	12 Years	109-54	64-44	
Auburn		84-34	52-24	
Ole Miss		25-20	12-20	

Auburn Superlatives Under Tommy Tuberville

MOST POINTS

1.	73 vs. Louisiana-Monroe	11-1-03
2.	63 vs. Ball State	9-17-05
3.	56 vs. Western Carolina	9-7-02
4.	55 vs. New Mexico State	9-22-07
5.	52 vs. Louisiana Tech	10-9-04
	52 vs. Louisiana-Monroe	11-9-02

FEWEST POINTS ALLOWED

1.	0 vs. Louisiana-Monroe	8-30-08
	0 vs. Arkansas State	11-4-06
	0 at Mississippi State	9-9-06
	0 vs. Mississippi State	9-10-05
	0 vs. Louisiana-Monroe	9-4-04
	0 vs. Western Carolina	9-7-02
	0 vs. Ball State	9-1-01
	0 vs. Vanderbilt	9-30-00
	0 at Alabama	11-18-00

MOST FIRST DOWNS

1.	37 vs. Western Carolina	9-7-02
2.	33 vs. The Citadel	9-25-04
3.	31 vs. Tennessee	12-4-04
4.	29 vs. Louisiana Tech	10-20-01
	29 vs. Western Kentucky	9-27-03

FEWEST FIRST DOWNS ALLOWED

1.	5 vs. Ball State	9-1-01
2.	6 at Mississippi State	9-13-01
3.	7 vs. Western Kentucky	9-27-03
	7 vs. South Carolina	10-1-05
5.	8 at Alabama	11-18-00
	8 vs. The Citadel	9-25-04

MOST RUSHING ATTEMPTS

1.	62 at Georgia	11-10-01
2.	57 vs. Tennessee	10-4-03
3.	56 vs. Mississippi State	10-18-03
4.	54 vs. Syracuse	9-28-02
5.	53 at Arkansas	10-13-07

FEWEST RUSHING ATT., OPPONENT

1.	16 by Kansas State	9-1-07
	16 by Tennessee	10-4-03
3.	17 by La Tech	10-21-00
4.	18 by Florida	10-13-01
5.	21 by LSU	9-18-99

MOST RUSHING YARDS

1.	405 vs. Mississippi State	10-18-03
2.	390 vs. Ball State	9-17-05
3.	388 at Kentucky	11-5-05
4.	345 vs. Western Carolina	9-7-02
5.	321 vs. Louisiana-Monroe	8-30-08

FEWEST RUSHING YARDS ALLOWED

1.	-36 vs. Florida	10-13-01
2.	-27 vs. Central Florida	11-6-99
3.	4 vs. Tennessee	10-4-03
4.	23 at Alabama	11-18-00
	23 vs. Louisiana-Monroe	11-1-03
	23 vs. Ole Miss	10-29-05

MOST PASSES ATTEMPTED

1.	48 vs. Louisiana Tech	10-20-01
2.	44 vs. Georgia Tech	9-3-05
3.	43 vs. Clemson [Chick-fil-A]	12-31-07
	43 at Florida	12-2-00
5.	41 at LSU	10-22-05

MOST PASSES COMPLETED

1.	28 vs. Louisiana Tech	10-20-01
	28 vs. Michigan	1-1-01
3.	27 vs. Tennessee	12-4-04
4.	26 vs. Clemson [Chick-fil-A]	12-31-07
	26 vs. Alabama	11-20-99

FEWEST PASSES ATT., OPPONENT

1.	10 by Arkansas	10-7-06
2.	15 by The Citadel	9-25-04
	15 by Arkansas	10-12-02
	15 by Syracuse	9-22-01
5.	16 by Arkansas	10-27-01

FEWEST PASSES COMP., OPPONENT

1.	5 by Mississippi State	9-15-07
	5 by Ball State	9-1-01
3.	6 by The Citadel	9-25-04
	6 by Syracuse	9-22-01
5.	7 by Arkansas	10-7-06

MOST PASSING YARDS

1.	416 vs. Georgia	11-13-99
2.	394 vs. Michigan	1-1-00
3.	381 vs. Louisiana Tech	10-20-01
4.	374 vs. Tennessee	12-4-04
5.	359 vs. The Citadel	9-25-04

FEWEST PASSING YARDS ALLOWED

1.	32 by Ball State	9-1-01
2.	41 by Mississippi State	9-15-07
3.	66 by Arkansas	10-12-02
4.	67 by Tennessee	9-27-08
5.	69 by Tennessee	12-4-04

MOST TOTAL OFFENSE

1.	621 vs. Western Carolina	9-7-02
2.	593 vs. The Citadel	9-25-04
3.	589 at Kentucky	11-5-05
4.	572 vs. Ball State	9-17-05
5.	567 vs. Western Kentucky	9-27-03
6.	559 vs. Tennessee	12-4-04

FEWEST TOTAL YARDS ALLOWED

1.	92 vs. Ball State	9-1-01
2.	110 vs. Kentucky	10-23-04
3.	116 at Mississippi State	9-13-08
3.	135 at Alabama	11-18-00
4.	151 vs. Louisiana-Monroe	11-1-03
5.	152 vs. Vanderbilt	9-30-00

PUNTING AVERAGE (MIN. OF 4)

1.	50.8 at So. California	9-2-02
2.	50.5 at Vanderbilt	9-30-00
3.	50.2 at Alabama	11-18-06
4.	50.0 vs. Louisiana Tech	10-20-01
5.	49.3 vs. North Carolina	12-31-01

MOST TIME OF POSSESSION

1.	39:31 vs. Tennessee	12-4-04
2.	38:58 at Georgia	11-10-01
3.	37:52 at Ole Miss	10-28-06
4.	37:45 at Alabama	11-18-00
5.	36:43 vs. Florida	10-14-06

Auburn Superlatives Under Tommy Tuberville

Auburn Team Superlatives

Points Scored	73	vs. Louisiana-Monroe (11/1/03)
Low	0	vs. USC (8/30/03)
First Downs	37	vs. Tennessee (10/2/99)
Low	7	vs. Western Carolina (11/9/02)
Rushing Plays	62	at Mississippi State (10/7/00)
Low	19	at Georgia (11/10/01)
Net Rushing Yards	405	at Mississippi State (10/7/00)
Low	1	vs. Mississippi State (10/18/03)
Passes Attempted	48	vs. Florida (10/16/99)
Low	13	vs. Louisiana Tech (10/20/01)
Passes Completed	28	vs. Mississippi State (10/6/01)
Low	4	vs. Louisiana Tech (10/20/01)
Had Intercepted	4	vs. Georgia (11/11/06); vs. Georgia Tech (9/3/05); vs. Louisiana Tech (10/20/01); at Tennessee (10/2/99)
Low	0	36 times
Net Passing Yards	416	vs. Georgia (11/13/99)
Low	35	vs. Georgia (11/11/06)
Total Offensive Plays	90	vs. Clemson (12/31/07)
Low	37	vs. Georgia (11/11/06)
Total Net Offense	621	vs. Western Carolina (11/9/02)
Low	164	three times
Fumbles	5	vs. Southern Miss (9/6/08)
Low	0	vs. Florida (10/14/01)
Fumbles Lost	4	21 times
Low	0	at Syracuse (9/22/01)
Penalties	13	34 times
Low	1	at Florida (10/19/02)
Penalty Yards	112	vs. Mississippi State (9/10/05)
Low	10	at Ole Miss (9/9/00)
		vs. Mississippi State (9/10/05)

Auburn Individual Superlatives

Rushing Attempts	41	Carnell Williams at Georgia (11/10/01)
Net Rushing Yards	249	Rudi Johnson vs. La. Tech (10/21/00)
Rushing TDs	6	Carnell Williams vs. Miss. State (10/18/03)
Pass Attempts	48	Daniel Cobb vs. La. Tech (10/20/01)
Pass Completions	28	Daniel Cobb vs. La. Tech (10/20/01)
Had Intercepted	4	Brandon Cox at Georgia (11/10/07)
	4	Brandon Cox vs. Georgia (11/11/06)
	4	Brandon Cox vs. Georgia Tech (9/3/05)
	4	Daniel Cobb vs. La. Tech (10/20/01)
	4	Jeff Klein at Tennessee (10/2/99)
Net Passing Yards	416	Ben Leard at Georgia (11/13/99)
Passing TDs	5	Daniel Cobb vs. La. Tech (10/20/01)
Receptions	10	Ronney Daniels vs. UCF (11/6/99)
Receiving Yards	249	Ronney Daniels vs. UCF (11/6/99)
TD Receptions	2	11 times, last by Rod Smith vs. New Mexico St. (9/22/07)
Punts	10	Damon Duval vs. Miss. State (10/7/00)
Punt Average	54.7	Kody Bliss vs. La.-Monroe (11/1/03)
Punts Inside 20	4	Clinton Durst vs. La.-Monroe (8/30/08)
	4	Patrick Tatum vs. New Mex St. (9/22/07)
	4	Kody Bliss vs. LSU (9/16/06), at Georgia (11/15/03), vs. USC (8/30/03)
Punt Returns	7	Tre Smith vs. South Carolina (10/1)
	7	Roderick Hood vs. W. Carolina (9/7/02)
Punt Return Yards	109	Joe Walkins vs. Ball State (9/1/01)
Kickoff Returns	6	Carnell Williams vs. La. Tech (10/20/01)
Kickoff Return Yards	150	Carnell Williams vs. La. Tech (10/20/01)
FG Attempts	6	John Vaughn at LSU (10/22/05)
FG Made	4	John Vaughn vs. Florida (10/14/06)
	4	John Vaughn vs. Washington St. (9/2/06)
Interceptions	4	Junior Rosegreen at Tennessee (10/2/04)
Interception Yards	93	Walter McFadden vs. Tennessee Tech (11/3/07)

Auburn Individual Long Plays

Rushing	80	C. Williams vs. Alabama (11/22/03) [TD]
Passing	87	J. Campbell/S. Daniels vs. La. Tech (10/9/04) [TD]
Receiving	87	Silas Daniels vs. La. Tech (10/9/04) [TD]
Field Goal	57	Philip Yost vs. W. Kentucky (9/27/03)
Punt	71	Damon Duval vs. N. Illinois (9/23/00)
Punt Return	66	Robert Dunn vs. Louisiana-Monroe (8/30/08) [TD]
Kickoff Return	100	Tim Carter vs. LSU (9/16/00) [TD]
Interception Return	93	Walter McFadden vs. Tenn. Tech (11/3/07) [TD]

Opponent Team Superlatives

Points Scored	45	Georgia (11/10/07)
Low	0	nine times
First Downs	29	Louisiana Tech (10/21/00)
Low	5	Ball State (9/1/01)
Rushing Plays	52	South Florida (9/8/07)
Low	16	Syracuse (9/22/01)
Net Rushing Yards	328	Kansas State (9/1/07)
Low	36	Tennessee (10/4/03)
Passes Attempted	69	Alabama (11/17/01)
Low	10	Florida (10/14/01)
Passes Completed	47	LSU (9/18/99)
Low	5	Arkansas (10/7/06)
Had Intercepted	5	Louisiana Tech (10/21/00)
Low	0	Mississippi State (9/15/07)
Net Passing Yards	433	Ball State (9/1/01)
Low	32	two times, last at Tenn. (10/2/04)
Total Offensive Plays	90	30 times
Low	44	Louisiana Tech (10/21/00)
Total Net Offense	549	Ball State (9/1/01)
Low	92	Tennessee (12/4/04)
Fumbles	5	Alabama (11/17/01)
Low	0	Ball State (9/1/01)
Fumbles Lost	4	South Carolina (10/1/05)
Low	0	22 times
Penalties	16	Mississippi State (9/13/02)
Low	2	46 times
	2	Kansas State (9/1/07)
	2	Ole Miss (10/28/06)
	2	Washington State (9/2/06)
	2	Ball State (9/17/05)
	2	Alabama (11/18/00)
Penalty Yards	141	Alabama (11/18/00)
Low	7	Kansas State (9/1/07)
		Alabama (11/18/00)

Opponent Individual Superlatives

Rushing Attempts	33	Shaun Alexander (Alabama), 11/20/99
Net Rushing Yards	241	Fred Talley (Arkansas), 10/12/02
Rushing TDs	3	James Munro (Syracuse), 9/22/01
	3	Shaun Alexander (Alabama), 11/20/99
Pass Attempts	65	Luke McCown (La. Tech.), 10/21/00
Pass Completions	47	Luke McCown (La. Tech.), 10/21/00
Had Intercepted	5	Luke McCown (La. Tech.), 10/21/00
Net Passing Yards	433	Luke McCown (La. Tech.), 10/21/00
Passing TDs	5	Rex Grossman (Florida), 10/14/00
Receptions	15	James Jordan (La. Tech.), 10/21/00
Receiving Yards	203	Charles Lee (UCF), 11/6/99
TD Receptions	3	Chris Collins (Ole Miss), 11/2/02
	3	Jabar Gaffney (Florida), 10/14/00
Punts	10	eight players
Punt Average	50.3	Jonathan Kilger (Georgia), 11/11/00
Punts Inside 20	5	Chad Cunningham (Tennessee), 9/27/08
Punt Returns	7	Ronald Hatcher (Vanderbilt), 9/30/00
Punt Return Yards	96	Deuce McAllister (Ole Miss), 9/9/00
Kickoff Returns	5	Carlos Thomas (S. Carolina), 10/1/05
	5	Felix Jones (Arkansas), 10/15/05
Kickoff Return Yards	162	Brandon Brooks (Alabama), 11/22/03)
FG Attempts	4	three times
FG Made	4	Billy Bennett (Georgia), 11/11/00
	4	Jeff Chandler (Florida), 10/16/99
Interceptions	3	Deon Grant (Tennessee), 10/2/99
Interception Yards	99	Odell Thurman (Georgia), 11/15/03

Opponent Individual Long Plays

Rushing	83	C.J. Spiller (Clemson), 12/27/07 [TD]
Passing	83	V. Penn/C. Lee (UCF), 11/6/99
Field Goal	49	Brandon Coutu (Georgia), 11/12/05
Punt	73	Blake McAdams (Mississippi State), 9/15/07
Punt Return	87	Deuce McAllister (Ole Miss), 9/9/00
Kickoff Return	96	Brandon Brooks (Alabama), 11/22/03 [TD]
Interception Return	99	Odell Thurman (Georgia), 11/15/03 [TD]

2008 Auburn Football Player Sketches



MIKE BERRY #66
OL
6-3 · 306 · So. · 1L
Antioch, Tenn. (Brentwood Academy)
Pre-Business

2008 — Has seen time in every game this season ... Saw limited action against Louisiana-Monroe, grading at 86 percent overall on 19 snaps ... Graded at 78 percent overall on nine offensive snaps with two pancake blocks and one rodeo block ... Has three rodeo blocks and two pancake blocks on the season.



MONTEZ BILLINGS #84
WR
6-2 · 183 · Jr. · 2L
Pelham, Ala. (Pelham)
Public Administration

2008 — Did not play against Louisiana-Monroe due to injury ... Started vs. Southern Miss and tied for team lead with three catches (for 30 yards) ... Led Tigers with 68 yards receiving on three catches in victory on the road at Mississippi State ... Matched season-high with three catches vs. LSU for 26 yards ... Hauled in three passes for 16 yards in win vs. Tennessee.

BILLINGS' CAREER RECEIVING STATS

YEAR	G/GS	NO	YDS	AVG	TD	LP/OPPONENT
2006	11/0	3	47	15.7	0	21/Arkansas State
2007	12/9	28	321	11.5	1	31/LSU
2008	4/4	12	140	11.7	0	31/Mississippi State
Totals	27/13	43	508	11.9	1	31 (2x, last vs. Miss. St., 9/13/08)

BILLINGS' CAREER GAME HIGH STATS

	No.	Opponent	Date
Receptions	6	LSU	10/20/07
Rec. Yards	78	LSU	10/20/07
Rec. TDs	1	LSU	10/20/07

BILLINGS' GAME-BY-GAME STATS

DATE	OPPONENT	REC	YDS	AVG	TD
9/1/07	KANSAS STATE				DID NOT PLAY
9/8/07	SOUTH FLORIDA	1	5	5.0	0
9/15/07	MISSISSIPPI STATE	0	0	0.0	0
9/22/07	NEW MEXICO STATE	0	0	0.0	0
9/29/07	* at Florida	3	56	18.7	0
10/6/07	* VANDERBILT	2	36	18.0	0
10/13/07	* at Arkansas	5	31	6.2	0
10/20/07	* at LSU	6	78	13.0	1
10/27/07	* OLE MISS	2	22	11.0	0
11/3/07	* TENNESSEE TECH	2	44	22.0	0
11/10/07	* at Georgia	3	21	7.0	0
11/24/07	* ALABAMA	3	15	5.0	0
12/31/07	* vs. Clemson (Chick-fil-A)	1	13	13	0

DATE	OPPONENT	REC	YDS	AVG	TD
8/30/08	LOUISIANA-MONROE				DID NOT PLAY
9/6/08	* SOUTHERN MISS	3	30	10.0	0
9/13/08	* MISSISSIPPI STATE	3	68	22.7	0
9/20/08	* LSU	3	26	8.7	0
9/27/08	* TENNESSEE	3	16	5.3	
10/4/08	at Vanderbilt				
10/11/08	ARKANSAS				
10/23/08	at West Virginia				
11/1/08	at Ole Miss				
11/8/08	TENNESSEE-MARTIN				
11/15/08	GEORGIA				
11/29/08	at Alabama				



TRAY BLACKMON #10
LB
6-0 · 211 · Jr. · 2L
LaGrange, Ga. (LaGrange)
Undecided

2008 — Second Team Preseason Media All-SEC ... Second Team Preseason Coaches All-SEC ... Phil Steele's Preseason Third Team All-SEC ... Started vs. Louisiana-Monroe and registered two tackles and one QB hurry in limited action ... Made eighth consecutive regular season game start vs. Southern Miss ... Racked up one sack (minus 2 yards) to go with three total tackles vs. Golden Eagles ... Led Tigers with six tackles, five solo, in road win vs. Mississippi State ... Also had one TFL for minus 6 yards vs. Mississippi State ... Tied for team lead with eight tackles vs. LSU ... Did not play vs. Tennessee due to injury.

BLACKMON'S CAREER DEFENSIVE STATS

YEAR	G/GS	TT	UT	AT	TFL-YDS	QBS-YDS	FF/FR	PD	I/YDS
2006	6/4	18	14	4	2.5-7	0.5-3	0/3	0	0/0
2007	9/9	45	26	19	0.5-2	0.0-0	0/0	2	1/49
2008	4/4	19	12	7	2.0-8	1.0-2	0/0	0/0	0/0
Totals	19/17	82	52	30	5.0-17	1.5-5	0/3	2	1/49

BLACKMON'S CAREER GAME HIGH STATS

	No.	Opponent	Date
Tackles	9	2x (last vs. Ole Miss)	10/27/07
Tackles for loss	1.5	Ole Miss	10/28/06
Sacks	1.0	Southern Miss	9/6/08

BLACKMON'S GAME-BY-GAME STATS

DATE	OPPONENT	TT	UT	AT	TFL-YDS	INT-YDS
9/2/06	WASHINGTON STATE					DID NOT PLAY
9/9/06	at Mississippi State					DID NOT PLAY
9/16/06	LSU					DID NOT PLAY
9/23/06	BUFFALO					DID NOT PLAY
9/28/06	at South Carolina					DID NOT PLAY
10/7/06	ARKANSAS					DID NOT PLAY
10/14/06	FLORIDA	0	0	0	0.0-0	0-0
10/21/06	* TULANE	1	1	0	0.0-0	0-0
10/28/06	at Ole Miss	5	4	1	1.5-5	0-0
11/4/06	* ARKANSAS STATE	2	2	0	1.0-2	0-0
11/11/06	* GEORGIA	4	3	1	0.0-0	0-0
11/18/06	* at Alabama	6	4	2	0.0-0	0-0
1/1/07	vs. Nebraska (Cotton)					DID NOT PLAY

2008 Auburn Football Player Sketches

DATE	OPPONENT	TT	UT	AT	PD	INT-YDS
9/1/07	* KANSAS STATE	3	1	2	1	1-49
9/8/07	SOUTH FLORIDA					DID NOT PLAY
9/15/07	MISSISSIPPI STATE					DID NOT PLAY
9/22/07	NEW MEXICO STATE					DID NOT PLAY
9/29/07	* at Florida	2	0	2	0	0-0
10/6/07	VANDERBILT					DID NOT PLAY
10/13/07	* at Arkansas	9	6	3	0	0-0
10/20/07	* at LSU	3	3	0	0	0-0
10/27/07	* OLE MISS	9	4	5	0	0-0
11/03/07	* TENNESSEE TECH	5	2	3	0	0-0
11/10/07	* at Georgia	3	3	0	0	0-0
11/24/07	* ALABAMA	7	4	3	0	0-0
12/31/07	vs. Clemson (Chick-fil-A)	4	3	1	0	0-0

DATE	OPPONENT	TT	UT	AT	TFL-YDS	QBS-YDS
8/30/08	* LOUISIANA-MONROE	2	1	1	0	0-0
9/6/08	* SOUTHERN MISS	3	2	1	1.0-2	1.0-2
9/13/08	* MISSISSIPPI STATE	6	5	1	1.0-6	0.0-0
9/20/08	* LSU	8	4	4	0.0-0	0.0-0
9/27/08	TENNESSEE					DID NOT PLAY
10/4/08	at Vanderbilt					
10/11/08	ARKANSAS					
10/23/08	at West Virginia					
11/1/08	at Ole Miss					
11/8/08	TENNESSEE-MARTIN					
11/15/08	GEORGIA					
11/29/08	at Alabama					

DATE	OPPONENT	TT	UT	AT	TFL-YDS	QBS-YDS
8/30/08	* LOUISIANA-MONROE	0	0	0	0.0-0	0.0-0
9/6/08	* SOUTHERN MISS	4	2	2	0.5-0	0.0-0
9/13/08	* MISSISSIPPI STATE	3	2	1	0.0-0	0.0-0
9/20/08	* LSU	0	0	0	0.0-0	0.0-0
9/27/08	TENNESSEE	1	0	1	0.0-0	0.0-0
10/4/08	at Vanderbilt					
10/11/08	ARKANSAS					
10/23/08	at West Virginia					
11/1/08	at Ole Miss					
11/8/08	TENNESSEE-MARTIN					
11/15/08	GEORGIA					
11/29/08	at Alabama					



JASON BOSLEY #68
OL
6-4 · 274 · Sr. · 3L
Huntsville, Ala. (Grissom)
Finance

CAREER — Has played in 27 career games, starting 21.
SPRING 2008 — Received Top Grade Point Average Award and the Pat Dye Leadership Award by the coaching staff following spring drills.

2008 — Started at center in season opener vs. Louisiana-Monroe, grading 95 percent overall (59 plays) with one cockroach block, six pancake blocks and six rodeo blocks ... Made his first career start at right tackle and graded 94 percent overall on 70 plays vs. Southern Miss ... Had five rodeo blocks and two cockroach blocks vs. USM ... Played 76 snaps vs. Mississippi State, grading overall at 82 percent ... Had nine rodeo and three cockroach blocks vs. MSU ... Graded at 88 percent overall on 70 snaps vs. LSU ... Had three rodeo and six cockroach blocks vs. LSU ... Has 12 cockroach blocks, six pancake blocks and 23 rodeo blocks for the season.



MIKE BLANC #93
DL
6-4 · 290 · So. · 1L
Pompano Beach, Fla. (Deerfield Beach)
Undecided

2008 — Earned first career start in season opener vs. Louisiana-Monroe ... Started and notched four tackles vs. Southern Miss ... Also had a half a TFL for no gain vs. USM ... Finished with three tackles, two solo, in win vs. Mississippi State ... Had two QB hurries vs. LSU ... Had one assisted tackle vs. Tennessee.

BLANC'S CAREER DEFENSIVE STATS

YEAR	G/GS	TT	UT	AT	TFL-YDS	QBS-YDS	FF/FR	PD	I/YDS
2007	11/0	6	3	3	0.0-0	0.0-0	0/0	0	0-0
2008	5/4	8	4	4	0.5-0	0.0-0	0/0	0	0-0
Totals	16/4	14	7	7	0.5-0	0.0-0	0/0	0	0-0

BLANC'S GAME-BY-GAME STATS

DATE	OPPONENT	TT	UT	AT	TFL-YDS	QBS-YDS
9/1/07	KANSAS STATE	1	1	0	0	0-0
9/8/07	SOUTH FLORIDA	0	0	0	0	0-0
9/15/07	MISSISSIPPI STATE	1	1	0	0	0-0
9/22/07	NEW MEXICO STATE	0	0	0	0	0-0
9/29/07	at Florida					DID NOT PLAY
10/6/07	VANDERBILT	2	0	2	0	0-0
10/13/07	at Arkansas	0	0	0	0	0-0
10/20/07	at LSU	0	0	0	0	0-0
10/27/07	OLE MISS	1	0	1	0	0-0
11/03/07	TENNESSEE TECH	1	1	0	0	0-0
11/10/07	at Georgia	0	0	0	0	0-0
11/24/07	ALABAMA					DID NOT PLAY
12/31/08	vs. Clemson (Chick-fil-A)	0	0	0	0	0-0



KODI BURNS #18
QB
6-1 · 206 · So. · 1L
Fort Smith, Ark. (Northside)
Undecided

SPRING 2008 — Received the Offensive MVP Award for A-Day after completing 14-of-21 passes for 142 yards and one touchdown.

2008 — Started season opener vs. Louisiana-Monroe ... Was second on team in rushing vs. ULM with 69 yards on six carries (11.5 avg./c) before leaving game with lower leg injury in third quarter ... Saw limited action vs. Southern Miss due to injury ... Had a 1-yard touchdown run vs. the Golden Eagles in the third quarter ... Hit 4-of-6 passes for 36 yards, including crucial third down conversion of 10 yards on third down to seal victory vs. Tennessee ... Also rushed eight times for 16 yards vs. Vols.

BURNS' CAREER PASSING STATS

YEAR	G/GS	CMP	ATT	PCT	YDS	INT	TD	LP/OPPONENT
2007	9/1	10	26	38.5	145	1	2	58/New Mexico State
2008	3/1	8	18	44.4	51	1	0	16/Tennessee
Totals	12/2	18	44	41.0	196	2	2	58/New Mexico State

BURNS' CAREER RUSHING STATS

YEAR	G/GS	NO	YDS	AVG	TD	LP/OPPONENT
2007	9/1	54	203	3.8	3	18/Mississippi State
2008	3/1	16	84	5.3	1	23/Louisiana-Monroe
Totals	12/2	70	287	4.1	4	23/Louisiana-Monroe

2008 Auburn Football Player Sketches

BURN'S CAREER GAME HIGH STATS

	No.	Opponent	Date
Completions	8	Mississippi State	9/15/07
Pass Attempts	12	Mississippi State	9/15/07
Pass Yards	65	Mississippi State	9/15/07
Pass TDs	1	2x (last vs. Clemson)	12/31/07
Interceptions	1	Mississippi State	9/15/07
Rush Attempts	22	Mississippi State	9/15/07
Rush Yards	87	Mississippi State	9/15/07
Rush TDs	1	3x (last vs. Clemson)	12/31/07

BURNS' GAME-BY-GAME PASSING STATS

DATE	OPPONENT	CMP	ATT	YDS	INT	TD
9/1/07	KANSAS STATE			DID NOT PLAY		
9/8/07	SOUTH FLORIDA			DID NOT PLAY		
9/15/07	MISSISSIPPI STATE	8	12	65	1	0
9/22/07	* NEW MEXICO STATE	1	5	58	0	1
9/29/07	at Florida	0	0	0	0	0
10/6/07	VANDERBILT	0	1	0	0	0
10/13/07	at Arkansas	0	0	0	0	0
10/20/07	at LSU	0	0	0	0	0
10/27/07	OLE MISS	0	0	0	0	0
11/03/07	TENNESSEE TECH	0	4	0	0	0
11/10/07	at Georgia			DID NOT PLAY		
11/24/07	ALABAMA			DID NOT PLAY		
12/31/07	vs. Clemson (Chick-fil-A)	1	4	22	0	1

DATE	OPPONENT	CMP	ATT	YDS	INT	TD
8/30/08	* LOUISIANA-MONROE	4	9	15	0	0
9/6/08	SOUTHERN MISS	0	3	0	1	0
9/13/08	MISSISSIPPI STATE			DID NOT PLAY		
9/20/08	LSU			DID NOT PLAY		
9/27/08	TENNESSEE	4	6	36	0	0
10/4/08	at Vanderbilt					
10/11/08	ARKANSAS					
10/23/08	at West Virginia					
11/1/08	at Ole Miss					
11/8/08	TENNESSEE-MARTIN					
11/15/08	GEORGIA					
11/29/08	at Alabama					



JOSH #17
BYNES LB
 6-2 · 230 · So. · 1L
 Lauderdale Lakes, Fla. (Boyd Anderson)
 Undecided

2008 — Tied for second on team with six tackles in season opener vs. Louisiana-Monroe ... Recorded one stop (assisted) vs. Southern Miss ... Had two solo tackles vs. Mississippi ... Played, but did not record a tackle vs. LSU ... Made first career start vs. Tennessee and led team with 11 total tackles, six solo ... Also had one QB hurry vs. Vols ... His 11 tackles vs. UT were two more than season total of nine entering the game.

BYNES' CAREER DEFENSIVE STATS

YEAR	G/GS	TT	UT	AT	TFL-YDS	QBS-YDS	FF/FR	PD	IYDS
2007	5/0	10	8	2	2.0-4	0.0-0	1/0	0	0-0
2008	5/1	20	9	11	0.0-0	0.0-0	0/0	0	0.0
Totals	10/1	30	17	13	2.0-4	0.0-0	0/0	0	0.0

BYNES' GAME-BY-GAME STATS

DATE	OPPONENT	TT	UT	AT	TFL-YDS	QBS-YDS
8/30/08	LOUISIANA-MONROE	6	1	5	0.0-0	0.0-0
9/6/08	SOUTHERN MISS	1	0	1	0.0-0	0.0-0
9/13/08	MISSISSIPPI STATE	2	2	0	0.0-0	0.0-0
9/20/08	LSU	0	0	0	0.0-0	0.0-0
9/27/08	* TENNESSEE	11	6	5	0.0-0	0.0-0
10/4/08	at Vanderbilt					
10/11/08	ARKANSAS					
10/23/08	at West Virginia					
11/1/08	at Ole Miss					
11/8/08	TENNESSEE-MARTIN					
11/15/08	GEORGIA					
11/29/08	at Alabama					



WES #18
BYRUM K
 6-1 · 209 · So. · 1L
 Ft. Lauderdale, Fla. (St. Thomas Aquinas)
 Undecided

CAREER — Has connected on two game-winning field goals, at Florida and at Arkansas, both in 2007 ... Is 12-of-15 on FGA of 35 yards or less.

2008 — *Second Team Preseason Media All-SEC ... Athlon Sports Preseason First Team All-SEC ...* Connected on 2-of-3 field goal attempts in season opener vs. Louisiana-Monroe ... Also had four kickoffs vs. ULM with a 66.8 yard average ... Hit both FG attempts vs. Southern Miss including a career-long of 52 yards ... Also made good from 23 yards out vs. Golden Eagles ... Averaged 63.5 yards on two kickoffs vs. USM ... Went 1-of-3 on FG attempts vs. Mississippi State, converting on 35-yard attempt for Auburn's only points in 3-2 win ... Averaged 61.3 yards on three KO's vs. Mississippi State ... Did not attempt a FG vs. LSU, but was 3-for-3 on PAT tries ... Hit only PAT try vs. UT, but missed 35 yard FG attempt.

BYRUM'S CAREER KICKING STATS

YEAR	FG-A	Pct.	0-19	20-29	30-39	40-49	50+	PAT	Pts
2007	17-23	73.9	0-0	5-5	9-10	3-8	0-0	35-36	86
2008	5-9	55.6	1-1	1-2	2-4	0-1	1-1	11-11	25

BYRUM'S CAREER GAME HIGH STATS

	No.	Opponent	Date
FG Attempts	5	Arkansas	10/13/07
FGs Made	3	3x (last vs. Arkansas)	10/13/07

2008 Field Goal Sequence (Made/Missed):

LOUISIANA-MONROE: 33, 32, 19

SOUTHERN MISS: 52, 23

at Mississippi State: 35, 42, 22

LSU: ---

TENNESSEE: 35

at Vanderbilt:

ARKANSAS:

at West Virginia:

at Ole Miss:

UT-Martin:

GEORGIA:

at Alabama:

2008 Auburn Football Player Sketches



QUINDARIUS #85
CARR WR
 6-1 · 175 · RFr. · RS
 Huntsville, Ala. (Huntsville)
 Undecided

2008 — Hauled in first career reception, for 6 yards, in season opener vs. Louisiana-Monroe ... Had one catch for eight yards vs. Southern Miss ... Had one catch for 28 yards vs. Mississippi State ... Saw playing time, but did not have a reception vs. LSU or Tennessee.

CARR'S CAREER RECEIVING STATS

YEAR	G/GS	NO	YDS	AVG	TD	LP/OPPONENT
2008	5/0	3	42	14.0	0	28/Mississippi State

CARR'S GAME-BY-GAME RECEIVING STATS

DATE	OPPONENT	REC	YDS	AVG	TD
8/30/08	LOUISIANA-MONROE	1	6	6.0	0
9/6/08	SOUTHERN MISS	1	8	8.0	0
9/13/08	MISSISSIPPI STATE	1	28	28.0	0
9/20/08	LSU	0	0	0.0	0
9/27/08	TENNESSEE				
10/4/08	at Vanderbilt				
10/11/08	ARKANSAS				
10/23/08	at West Virginia				
11/1/08	at Ole Miss				
11/8/08	TENNESSEE-MARTIN				
11/15/08	GEORGIA				
11/29/08	at Alabama				



ANTOINE #45
CARTER DE
 6-4 · 254 · So. · 1L
 Ft. Lauderdale, Fla. (Dillard)
 Undecided

2008 — Registered one QB hurry and two total tackles in season opener vs. Louisiana-Monroe ... Had one solo tackle vs. Southern Miss ... In limited action, had one QB hurry in win vs. Mississippi State ... Recorded one solo tackle and one QB hurry vs. LSU ... Turned in strong game vs. Tennessee, with 1.5 TFLs (minus 1 yard) including half a sack and two QB hurries ... Finished with three total tackles vs. Vols.

CARTER'S CAREER DEFENSIVE STATS

YEAR	G/GS	TT	UT	AT	TFL-YDS	QBS-YDS	FF/FR	PD	I/YDS
2007	13/0	16	8	8	4.0-23	1.5-16	0/0	1	0/0
2008	5/0	7	4	3	1.5-1	0.5-0	0/0	0	0/0
Totals	18/0	23	12	11	5.5-24	2.0-16	0/0	1	0/0

CARTER'S CAREER GAME HIGH STATS

	No.	Opponent	Date
Tackles	4	New Mexico State	9/22/07
Tackles for loss	1.5	3x (last vs. Tennessee)	9/27/08
Sacks	1.0	South Florida	9/8/07

CARTER'S GAME-BY-GAME STATS

DATE	OPPONENT	TT	UT	AT	TFL-YDS	QBS-YDS
9/1/07	KANSAS STATE	0	0	0	0.0-0	0.0-0
9/8/07	SOUTH FLORIDA	3	2	1	1.0-11	1.0-11
9/15/07	MISSISSIPPI STATE	0	0	0	0.0-0	0.0-0
9/22/07	NEW MEXICO STATE	4	2	2	1.5-6	0.0-0
9/29/07	at Florida	0	0	0	0.0-0	0.0-0
10/6/07	VANDERBILT	3	1	2	1.5-6	0.5-5
10/13/07	at Arkansas	0	0	0	0.0-0	0.0-0
10/20/07	at LSU	2	1	1	0.0-0	0.0-0
10/27/07	OLE MISS	0	0	0	0.0-0	0.0-0
11/03/07	TENNESSEE TECH	2	0	2	0.0-0	0.0-0
11/10/07	at Georgia	0	0	0	0.0-0	0.0-0
11/24/07	ALABAMA	0	0	0	0.0-0	0.0-0
12/31/07	Clemson (Chick-fil-A)	2	2	0	0.0-0	0.0-0

DATE	OPPONENT	TT	UT	AT	TFL-YDS	QBS-YDS
8/30/08	LOUISIANA-MONROE	2	1	1	0.0-0	0.0-0
9/6/08	SOUTHERN MISS	1	1	0	0.0-0	0.0-0
9/13/08	MISSISSIPPI STATE	0	0	0	0.0-0	0.0-0
9/20/08	LSU	1	1	0	0.0-0	0.0-0
9/27/08	TENNESSEE	3	1	2	1.5-0	0.5-0
10/4/08	at Vanderbilt					
10/11/08	ARKANSAS					
10/23/08	at West Virginia					
11/1/08	at Ole Miss					
11/8/08	TENNESSEE-MARTIN					
11/15/08	GEORGIA					
11/29/08	at Alabama					



NEIL #19
CAUDLE QB
 6-3 · 199 · So. · SQ
 Hoover, Ala. (Spain Park)
 Building Science

2008 — Saw limited snaps in first game vs. Louisiana-Monroe.

CAUDLE'S CAREER PASSING STATS

YEAR	G/GS	CMP	ATT	PCT	YDS	INT	TD	LP/OPPONENT
2007	1/0	0	3	.000	---	1	---	---
2008	1/0	0	0	.000	---	0	---	---
Totals	2/0	0	3	.000	---	1	---	---



ZACH #98
CLAYTON DL
 6-3 · 288 · So. · 1L
 Opelika, Ala. (Opelika)
 Pre-Business

2008 — Registered a pair of solo TFLs (-4 yards) in season opener vs. Louisiana-Monroe ... Had one tackle, a 6-yard sack against Southern Miss ... Sack vs. USM was the first of career ... Picked up two solo tackles against Mississippi State ... Had one solo tackle vs. LSU ... Did not play vs. Tennessee.

CLAYTON'S CAREER DEFENSIVE STATS

YEAR	G/GS	TT	UT	AT	TFL-YDS	QBS-YDS	FF/FR	PD	I/YDS
2007	10/0	8	4	4	0.5-2	0.0-0	0/0	0	0-0
2008	4/0	6	6	0	3.0-10	1.0-6	0/0	0	0-0
Totals	14/0	14	10	4	3.5-12	1.0-6	0/0	0	0/0

2008 Auburn Football Player Sketches

CLAYTON'S GAME-BY-GAME STATS

DATE	OPPONENT	TT	UT	AT	TFL-YDS	QBS-YDS
8/30/08	LOUISIANA-MONROE	2	2	0	2.0-4	0-0
9/6/08	SOUTHERN MISS	1	1	0	1.0-6	1.0-6
9/13/08	MISSISSIPPI STATE	2	2	0	0.0-0	0.0-0
9/20/08	LSU	1	1	0	0.0-0	0.0-0
9/27/08	TENNESSEE	DID NOT PLAY				
10/4/08	at Vanderbilt					
10/11/08	ARKANSAS					
10/23/08	at West Virginia					
11/1/08	at Ole Miss					
11/8/08	TENNESSEE-MARTIN					
11/15/08	GEORGIA					
11/29/08	at Alabama					



DREW #20
COLE DB
 5-11 · 172 · Fr. · HS
 Picayune, La. (HS)
 Undecided

2008 — Totaled two assisted tackles in season opener vs. Louisiana-Monroe ... Had one solo stop vs. Southern Miss ... Has seen action in four game on special teams.

COLE'S CAREER DEFENSIVE STATS

YEAR	G/GS	TT	UT	AT	TFL-YDS	QBS-YDS	FF/FR	PD	I/YDS
2008	4/0	3	1	2	0.0-0	0.0-0	0/0	0	0-0



ANTONIO #52
COLEMAN DE
 6-2 · 252 · Jr. · 2L
 Mobile, Ala. (Williamson)
 Criminology

CAREER — Has registered at least one tackle for loss in 14 of his last 20 games played and two or more TFLs in seven of last 18 games ... Is three sacks shy of moving into tie for 10th in career sacks with Stanley McClover (2004-05) with 15.5.

2008 — *Second Team Preseason Media All-SEC ... Athlon Sports Preseason Second Team All-SEC ... Phil Steele's Preseason Second Team All-SEC ... Named to Chuck Bednarik Award Preseason Watch List ...* In season opener vs. Louisiana-Monroe, registered two TFLs (-7), one QB sack (-5), two QB hurries and one forced fumble that was returned for a TD by Michael Goggans ... Recorded a sack, a QB hurry and six total tackles in victory against Southern Miss ... Had one tackle, a 7-yard QB sack vs. Mississippi State ... Registered three tackles, two solo, including 1.5 TFLs for minus three yards vs. LSU ... Also had four QB hurries vs. LSU ... Had four total tackles, three solo, including 1.5 TFLs (minus 7 yards) and 1.0 sacks (minus 4 yards) vs. Tennessee ... Has at least one TFL in six straight games dating back to 2007 ... Currently leads the SEC in sacks per game (0.80), second in SEC in TFLs per game (1.40).

COLEMAN'S CAREER DEFENSIVE STATS

YEAR	G/GS	TT	UT	AT	TFL-YDS	QBS-YDS	FF/FR	PD	I/YDS
2006	13/0	18	14	4	1.0-3	0.0-0	0/0	0	0/0
2007	13/8	38	29	9	18.5-84	8.5-54	1/1	3	0/0
2008	5/5	19	12	7	7.0-32	4.0-24	1/0	0	0/0
Totals	31/13	75	55	20	26.5-119	12.5-78	2/1	3	0/0

COLEMAN'S CAREER GAME HIGH STATS

	No.	Opponent	Date
Tackles	8	Georgia	11/10/07
Tackles for loss	4.0	Georgia	11/10/07
Sacks	2.0	Ole Miss	10/27/07

COLEMAN'S GAME-BY-GAME STATS

DATE	OPPONENT	TT	UT	AT	TFL-YDS	QBS-YDS
9/2/06	WASHINGTON STATE	3	3	0	0.0-0	0.0-0
9/9/06	at Mississippi State	1	1	0	0.0-0	0.0-0
9/16/06	LSU	0	0	0	0.0-0	0.0-0
9/23/06	BUFFALO	1	0	1	0.0-0	0.0-0
9/28/06	at South Carolina	1	0	1	0.0-0	0.0-0
10/7/06	ARKANSAS	0	0	0	0.0-0	0.0-0
10/14/06	FLORIDA	2	1	1	0.0-0	0.0-0
10/21/06	TULANE	0	0	0	0.0-0	0.0-0
10/28/06	at Ole Miss	1	0	1	0.0-0	0.0-0
11/4/06	ARKANSAS STATE	2	2	0	0.0-0	0.0-0
11/11/06	GEORGIA	2	2	0	0.0-0	0.0-0
11/18/06	at Alabama	2	2	0	1.0-3	0.0-0
1/1/07	vs. Nebraska (Cotton)	3	3	0	0.0-0	0.0-0

DATE	OPPONENT	TT	UT	AT	TFL-YDS	QBS-YDS
9/1/07	KANSAS STATE	0	0	0	0.0-0	0.0-0
9/8/07	SOUTH FLORIDA	3	2	1	1.0-12	1.0-12
9/15/07	MISSISSIPPI STATE	2	2	0	1.0-4	1.0-4
9/22/07	NEW MEXICO STATE	5	3	2	2.0-4	1.0-2
9/29/07	at Florida	2	1	1	0.0-0	0.0-0
10/6/07	* VANDERBILT	3	2	1	2.0-7	0.0-0
10/13/07	* at Arkansas	3	3	0	2.0-15	1.0-9
10/20/07	* at LSU	4	3	1	2.0-3	0.0-0
10/27/07	* OLE MISS	4	3	1	3.0-18	2.0-12
11/3/07	* TENNESSEE TECH	0	0	0	0.0-0	0.0-0
11/10/07	* at Georgia	8	8	0	4.0-15	1.0-9
11/24/07	* ALABAMA	2	1	1	0.0-0	0.0-0
12/31/07	vs. Clemson (Chick-fil-A)	2	1	1	1.5-6	1.5-6

DATE	OPPONENT	TT	UT	AT	TFL-YDS	QBS-YDS
8/30/08	* LOUISIANA-MONROE	5	4	1	2.0-7	1.0-5
9/6/08	* SOUTHERN MISS	6	2	4	1.0-8	1.0-8
9/13/08	* MISSISSIPPI STATE	1	1	0	1.0-7	1.0-7
9/20/08	* LSU	3	2	1	1.5-3	0.0-0
9/27/08	* TENNESSEE	4	3	1	1.5-7	1.0-4
10/4/08	at Vanderbilt					
10/11/08	ARKANSAS					
10/23/08	at West Virginia					
11/1/08	at Ole Miss					
11/8/08	TENNESSEE-MARTIN					
11/15/08	GEORGIA					
11/29/08	at Alabama					



CLAYTON #96
CROFOOT DS
 6-3 · 185 · Jr. · SQ
 Orlando, Fla. (The First Academy)
 Business Management

2008 — Holder on all field goal and PAT attempts ... Has held successfully to help Tigers go 11-for-11 on PAT attempts this year and 5-of-9 FG attempts.

2008 Auburn Football Player Sketches



TRISTAN #9
DAVIS RB
 5-10 · 211 · Sr. · 3L
 East Point, Ga. (Tri-Cities)
 Criminology



TEZ #99
DOOLITTLE DL
 6-3 · 280 · Sr. · 2L
 Opelika, Ala. (Opelika)
 Criminology

2008 — Phil Steele's Preseason Honorable Mention All-SEC ... Did not play in season opener vs. Louisiana-Monroe due to injury ... Saw first action of season against Southern Miss ... Had two rushes for 15 yards with a 13-yard TD run vs. Golden Eagles ... The TD run was his first since the 2005 season (Nov. 5, vs. Kentucky) ... Also hauled in one pass for 20 yards vs. USM ... In limited action, ran for 29 yards on five carries vs. Mississippi State ... Also had one kickoff return for 35 yards vs. Mississippi State ... In first start of the season, returned three kickoffs for 40 yards in limited action vs. LSU ... Did not play vs. Tennessee after sustaining a concussion vs. LSU.

2008 — Returned after missing entire 2007 season (achilles) and tied career-high with three tackles in season opener vs. Louisiana-Monroe ... Also had one tackle for loss (-4) vs. Warhawks ... Logged time, but did not record a tackle vs. Southern Miss ... Had a career-best 2.0 TFLs for minus 2 yards in win vs. Mississippi State ... Set career high with four tackles vs. LSU ... Also had half a sack for minus 3 yards vs. LSU ... Earned first career start vs. Tennessee, making two tackles (one solo) and one QB hurry.

DAVIS IN THE AUBURN RECORD BOOKS

Season	Davis' Numbers	Rank
Kickoff Return Yardage	713 (2006)	1st
Kickoff Returns	28 (2006)	T-1st
Kickoff Return Average	27.0 (2006)	4th

DAVIS' CAREER RUSHING STATS

YEAR	G/GS	NO	YDS	AVG	TD	LP/OPPONENT
2005	12/0	11	209	19.0	2	75/Kentucky
2006	12/2	0	0	0.0	0	--
2007	3/0	0	0	0.0	0	--
2008	3/1	7	44	6.3	1	13/2x, last vs. Miss. State 9/13/08
Totals	30/3	18	253	14.0	3	75/Kentucky

DAVIS' CAREER KICK RETURN STATS

YEAR	G	NO	YDS	AVG	TD	LP/OPPONENT
2005	12/0	0	0	0.0	0	--
2006	12/2	28	756	27.0	0	58/Florida
2007	3/0	3	42	14.0	0	23/Florida
2008	3/1	5	89	17.8	0	35/Mississippi State
Totals	30/3	36	887	24.6	0	58/Florida

DAVIS' CAREER GAME HIGH STATS

	No.	Opponent	Date
Tackles	4	2x (last vs. Alabama)	11/18/06
Interceptions	NA		
Rush Attempts	8	Kentucky	11/5/05
Rush Yards	162	Kentucky	11/5/05
Rush TDs	1	3x (last vs. Southern Miss)	9/6/08
Kickoff Returns	5	2x (last vs. Georgia)	11/11/06
Kick Ret. Yds.	129	Georgia	11/11/06
Kick Ret. TDs	NA		

DAVIS RUSHING GAME-BY-GAME STATS

DATE	OPPONENT	ATT	YDS	Avg.	TD	TD Runs	
8/30/08	LOUISIANA-MONROE	DID NOT PLAY					
9/6/08	SOUTHERN MISS	2	15	7.5	1	13	
9/13/08	MISSISSIPPI STATE	5	29	5.8	0	---	
9/20/08	* LSU	0	0	0.0	0	---	
9/27/08	TENNESSEE						
10/4/08	at Vanderbilt						
10/11/08	ARKANSAS						
10/23/08	at West Virginia						
11/1/08	at Ole Miss						
11/8/08	TENNESSEE-MARTIN						
11/15/08	GEORGIA						
11/29/08	at Alabama						

DOOLITTLE'S CAREER DEFENSIVE STATS

YEAR	G/GS	TT	UT	AT	TFL-YDS	QBS-YDS	FF/FR	PD	I/YDS
2004	3/0	3	3	0	0.0-0	0.0-0	0/0	0	0-0
2005	8/0	7	4	3	1.5-5	1.5-5	0/0	0	0-0
2006	11/0	9	6	3	1.5-2	0.0-0	0/0	0	0-0
2008	5/1	11	6	5	3.5-9	0.5-3	0/0	0	0-0
Totals	27/1	30	19	11	6.5-16	2.0-8	0/0	0	0-0

DOOLITTLE'S GAME-BY-GAME STATS

DATE	OPPONENT	TT	UT	AT	TFL-YDS	QBS-YDS
9/2/06	WASHINGTON STATE	0	0	0	0.0-0	0.0-0
9/9/06	at Mississippi State	3	1	2	0.0-0	0.0-0
9/16/06	LSU	DID NOT PLAY				
9/23/06	BUFFALO	1	0	1	0.5-1	0.0-0
9/28/06	at South Carolina	DID NOT PLAY				
10/7/06	ARKANSAS	1	1	0	0.0-0	0.0-0
10/14/06	FLORIDA	0	0	0	0.0-0	0.0-0
10/21/06	TULANE	1	1	0	0.0-0	0.0-0
10/28/06	at Ole Miss	0	0	0	0.0-0	0.0-0
11/4/06	ARKANSAS STATE	2	2	0	1.0-1	0.0-0
11/11/06	GEORGIA	1	1	0	0.0-0	0.0-0
11/18/06	at Alabama	0	0	0	0.0-0	0.0-0
1/1/07	vs. Nebraska (Cotton)	0	0	0	0.0-0	0.0-0

DATE	OPPONENT	TT	UT	AT	TFL-YDS	QBS-YDS
8/30/08	LOUISIANA-MONROE	3	2	1	1.0-4	0.0-0
9/6/08	SOUTHERN MISS	0	0	0	0.0-0	0.0-0
9/13/08	MISSISSIPPI STATE	2	2	0	2.0-2	0.0-0
9/20/08	LSU	4	1	3	0.5-3	0.5-3
9/27/08	* TENNESSEE	2	1	1	0.0-0	0.0-0
10/4/08	at Vanderbilt					
10/11/08	ARKANSAS					
10/23/08	at West Virginia					
11/1/08	at Ole Miss					
11/8/08	TENNESSEE-MARTIN					
11/15/08	GEORGIA					
11/29/08	at Alabama					

2008 Auburn Football Player Sketches



ROBERT **#3**
DUNN **WR**
 6-0 · 177 · Sr. · 3L
 Augusta, Ga. (Laney)
 Psychology

2008 — In season opener vs. Louisiana-Monroe, returned second punt of the game 66 yards for a touchdown ... It was the first punt return for score of career and the longest punt return of career ... First punt return for TD by an AU player since 1996 ... Against Southern Miss, had 130 yards of total offense with 103 coming on punt returns (4/25.8 ypr) ... Also hauled in two passes for 21 yards vs. USM ... Had first start of season and tied for team high three catches vs. Mississippi State ... Had 37 yards receiving with long of 20 vs. MSU ... Had two punt returns for 22 yards vs. MSU ... Had best game of season with four catches for career-best 60 yards including a 15-yard TD grab vs. LSU ... TD catch gave Auburn a late fourth quarter lead vs. LSU ... Hauled in career-high six catches (54 yards) vs. Tennessee ... Also had 18-yard TD catch vs. Vols ... Has 10 catches for 114 yards (11.4) with two TD's in the last two games.

DUNN'S CAREER RECEIVING STATS

YEAR	G/GS	NO	YDS	AVG	TD	LP/OPPONENT
2005	8/0	2	29	14.5	0	23/Mississippi State
2006	13/0	5	52	10.4	0	14/LSU
2007	11/3	19	211	11.1	2	33/Vanderbilt
2008	5/3	15	172	11.5	2	29/LSU
Totals	37/6	41	464	11.3	4	33/Vanderbilt

DUNN'S CAREER PUNT RETURN STATS

YEAR	G	NO	YDS	AVG	TD	LP/OPPONENT
2005	8/0	5	36	7.2	0	12/Mississippi State
2006	13/0	22	120	5.5	0	35/Buffalo
2007	11/3	32	301	9.4	0	57/Kansas State
2008	5/3	9	193	21.4	1	66/Louisiana-Monroe
Totals	37/6	68	650	9.6	1	66/Louisiana-Monroe

DUNN'S CAREER GAME HIGH STATS

	No.	Opponent	Date
Receptions	6	Tennessee	9/27/08
Rec. Yards	60	LSU	9/20/08
Rec. TDs	2	Tennessee Tech	11/3/07
Punt Returns	8	Arkansas	10/13/07
Punt Ret. Yds.	74	Kansas State	9/1/07

DUNN'S GAME-BY-GAME RECEIVING STATS

DATE	OPPONENT	REC	YDS	AVG	TD
9/2/06	WASHINGTON STATE	0	0	0.0	0
9/9/06	at Mississippi State	0	0	0.0	0
9/16/06	LSU	1	14	14.0	0
9/23/06	BUFFALO	0	0	0.0	0
9/28/06	at South Carolina	1	8	8.0	0
10/7/06	ARKANSAS	0	0	0.0	0
10/14/06	FLORIDA	1	14	14.0	0
10/21/06	TULANE	0	0	0.0	0
10/28/06	at Ole Miss	2	16	8.0	0
11/4/06	ARKANSAS STATE	0	0	0.0	0
11/11/06	GEORGIA	0	0	0.0	0
11/18/06	at Alabama	0	0	0.0	0
1/1/07	vs. Nebraska (Cotton)	0	0	0.0	0

DATE	OPPONENT	REC	YDS	AVG	TD
9/1/07	KANSAS STATE	1	6	6.0	0
9/8/07	SOUTH FLORIDA	2	15	7.5	0
9/15/07	* MISSISSIPPI STATE	2	6	3.0	0
9/22/07	* NEW MEXICO STATE	3	26	8.7	0
9/29/07	at Florida	0	0	0.0	0
10/6/07	VANDERBILT	1	33	33.0	0
10/13/07	at Arkansas	1	30	30.0	0
10/20/07	at LSU			DID NOT PLAY	
10/27/07	OLE MISS			DID NOT PLAY	
11/3/07	TENNESSEE TECH	3	42	14.0	2
11/10/07	at Georgia	1	14	14.0	0
11/24/07	ALABAMA	0	0	0.0	0
12/31/07	vs. Clemson (Chick-fil-A)	5	39	7.8	0

DATE	OPPONENT	REC	YDS	AVG	TD
8/30/08	LOUISIANA-MONROE	0	0	0.0	0
9/6/08	SOUTHERN MISS	2	21	10.0	0
9/13/08	* MISSISSIPPI STATE	3	37	12.3	0
9/20/08	* LSU	4	60	15.0	1
9/27/08	* TENNESSEE	6	54	9.0	1
10/4/08	at Vanderbilt				
10/11/08	ARKANSAS				
10/23/08	at West Virginia				
11/1/08	at Ole Miss				
11/8/08	TENNESSEE-MARTIN				
11/15/08	GEORGIA				
11/29/08	at Alabama				



CLINTON **#97**
DURST **P**
 6-2 · 190 · RFr. · RS
 Destin, Fla. (Ft. Walton Beach)
 Marketing

SPRING 2008 — Named Special Teams MVP of A-Day game after averaging 48.3 yards on three punts with a long punt of 55 yards.

2008 — Punted seven times in season opener vs. Louisiana-Monroe, marking his first game of organized football ... Averaged 43.4 yards per kick vs. ULM with a long of 58 and four punts pinned inside the 20-yard line ... Punted five times for 44.2 ypk average with a long of 53 yards vs. Southern Miss ... Punted a career-high seven times for a 43.6 ypk average vs. Mississippi State ... Had three punts inside the 20-yard line and one touchback vs. MSU ... Did not play vs. LSU ... Punted nine times for 43.7 avg. vs. Tennessee ... Pinned two punts inside the 20-yard line and had a long of 51 yards vs. Vols ... Currently fourth in SEC and 17th in NCAA with 43.7 ypp average.

DURST'S CAREER PUNTING STATS

YEAR	G	NO	YDS	AVG	IN20	LP/OPPONENT
2008	4	28	1223	43.7	9	58/Louisiana-Monroe



BART **#53**
EDDINS **OL**
 6-4 · 287 · So. · 1L
 Montgomery, Ala. (Trinity Presbyterian)
 Pre-Business

2008 — Saw limited action in season opener vs. Louisiana-Monroe, grading 89 percent on 16 snaps ... Logged limited snaps vs. Southern Miss.

2008 Auburn Football Player Sketches



ZAC #4
ETHERIDGE SS
 5-11 · 210 · So. · 1L
 Troy, Ala. (Charles Henderson)
 Public Administration



CHRIS #59
EVANS LB
 6-0 · 220 · Sr. · 3L
 Prichard, Ala. (Blount)
 Business (Information Systems)

2008 — Started season opener vs. Louisiana-Monroe and recorded three tackles, two solo ... Snagged first career interception, coming in fourth quarter vs. Southern Miss ... Also had five tackles, two solo, vs. Golden Eagles ... Broke up one pass and had one solo tackle vs. Mississippi State ... Matched career high and tied for team best with eight tackles, three solo, vs. LSU ... Had six tackles, two solo, with 1.0 TFL for minus 6 yards vs. Tennessee.

ETHERIDGE'S CAREER DEFENSIVE STATS

YEAR	G/GS	TT	UT	AT	TFL-YDS	QBS-YDS	FF/FR	PD	INT-YDS
2006	3/0	0	0	0	0.0-0	0.0-0	0/0	0	0-0
2007	12/12	65	39	26	1.5-7	0.5-6	2/1	5	0-0
2008	5/5	23	10	13	1.0-6	0.0-0	0/0	1	1-0
Totals	20/17	88	49	39	2.5-13	0.5-6	2/1	6	1-0

ETHERIDGE'S CAREER GAME HIGH STATS

	No.	Opponent	Date
Tackles	8	3x (last vs. LSU)	9/20/08
Interceptions	1	vs. Southern Miss	9/06/08

ETHERIDGE'S GAME-BY-GAME STATS

DATE	OPPONENT	TT	UT	AT	PD	INT-YDS
9/1/07	* KANSAS STATE	8	6	2	1	0-0
9/8/07	* SOUTH FLORIDA	6	3	3	1	0-0
9/15/07	* MISSISSIPPI STATE	4	1	3	0	0-0
9/22/07	* NEW MEXICO STATE	5	4	1	1	0-0
9/29/07	* at Florida	6	3	3	0	0-0
10/6/07	* VANDERBILT	4	2	2	0	0-0
10/13/07	* at Arkansas	3	1	2	1	0-0
10/20/07	* at LSU	6	5	1	0	0-0
10/27/07	* OLE MISS	4	2	2	0	0-0
11/3/07	TENNESSEE TECH					DID NOT PLAY
11/10/07	* at Georgia	5	3	2	1	0-0
11/24/07	* ALABAMA	6	3	3	0	0-0
12/31/07	vs. Clemson (Chick-fil-A)	8	6	2	0	0-0

DATE	OPPONENT	TT	UT	AT	PD	INT-YDS
8/30/08	* LOUISIANA-MONROE	3	2	1	0	0-0
9/6/08	* SOUTHERN MISS	5	2	3	0	1-0
9/13/08	* MISSISSIPPI STATE	1	1	0	1	0-0
9/20/08	* LSU	8	3	5	0	0-0
9/27/08	* TENNESSEE	6	2	4	0	0-0
10/4/08	at Vanderbilt					
10/11/08	ARKANSAS					
10/23/08	at West Virginia					
11/1/08	at Ole Miss					
11/8/08	TENNESSEE-MARTIN					
11/15/08	GEORGIA					
11/29/08	at Alabama					

SPRING 2008 — Named the Most Improved Linebacker by the coaching staff following spring drills.

2008 — Had two pass break-ups to go along with three total tackles, two solo, in season opener vs. Louisiana-Monroe ... Against Southern Miss, had one pass break-up and four tackles ... Registered three solo tackles in win at Mississippi State in first start of season ... Had season-high five tackles, with three solo, vs. LSU ... Recorded five tackles, three solo, with 1.0 TFL for minus 2 yards vs. Tennessee ... Has at least one tackle in 18 straight games.

EVANS' CAREER DEFENSIVE STATS

YEAR	G/GS	TT	UT	AT	TFL-YDS	QBS-YDS	FF/FR	PD	I/YDS
2005	10/0	13	7	6	0.5-2	0.0-0	0/0	0	0/0
2006	8/0	2	1	1	0.0-0	0.0-0	0/0	0	0/0
2007	13/9	64	36	28	0.5-2	0.0-0	0/0	5	1/19
2008	5/1	20	12	8	1.0-2	0.0-0	0/0	3	0/0
Totals	36/10	99	56	43	2.0-6	0.0-0	0/0	8	1/19

EVAN'S CAREER GAME HIGH STATS

	No.	Opponent	Date
Tackles	8	Kansas State	9/1/07

EVANS' GAME-BY-GAME STATS


DATE	OPPONENT	TT	UT	AT	TFL-YDS	INT-YDS
9/3/05	GEORGIA TECH					DID NOT PLAY
9/10/05	MISSISSIPPI STATE	3	3	0	0.0-0	0-0
9/17/05	BALL STATE	1	1	0	0.0-0	0-0
9/24/05	W. KENTUCKY	3	2	1	0.0-0	0-0
10/1/05	SOUTH CAROLINA	4	1	3	0.0-0	0-0
10/15/05	at Arkansas	0	0	0	0.0-0	0-0
10/22/05	at LSU					DID NOT PLAY
10/29/05	OLE MISS	0	0	0	0.0-0	0-0
11/5/05	at Kentucky	0	0	0	0.0-0	0-0
11/12/05	at Georgia	2	0	2	0.5-2	0-0
11/19/05	ALABAMA	0	0	0	0.0-0	0-0
1/2/06	vs. Wisconsin (Capital One)	0	0	0	0.0-0	0-0

DATE	OPPONENT	TT	UT	AT	TFL-YDS	INT-YDS
9/2/06	WASHINGTON STATE	0	0	0	0.0-0	0-0
9/9/06	at Mississippi State	0	0	0	0.0-0	0-0
9/16/06	LSU					DID NOT PLAY
9/23/06	BUFFALO	0	0	0	0.0-0	0-0
9/28/06	at South Carolina					DID NOT PLAY
10/7/06	ARKANSAS					DID NOT PLAY
10/14/06	FLORIDA					DID NOT PLAY
10/21/06	TULANE	0	0	0	0.0-0	0-0
10/28/06	at Ole Miss	0	0	0	0.0-0	0-0
11/4/06	ARKANSAS STATE	2	1	1	0.0-0	0-0
11/11/06	GEORGIA					DID NOT PLAY
11/18/06	at Alabama	0	0	0	0.0-0	0-0
1/1/07	vs. Nebraska (Cotton)	0	0	0	0.0-0	0-0

2008 Auburn Football Player Sketches

DATE	OPPONENT	TT	UT	AT	TFL-YDS	INT-YDS
9/1/07	KANSAS STATE	1	1	0	0.5-2	1-19
9/8/07	* SOUTH FLORIDA	14	5	9	0.0-0	0-0
9/15/07	* MISSISSIPPI STATE	8	4	4	0.0-0	0-0
9/22/07	* NEW MEXICO STATE	2	1	1	0.0-0	0-0
9/29/07	at Florida	4	3	1	0.0-0	0-0
10/6/07	* VANDERBILT	6	4	2	0.0-0	0-0
10/13/07	* at Arkansas	5	3	2	0.0-0	0-0
10/20/07	* at LSU	7	4	3	0.0-0	0-0
10/27/07	* OLE MISS	6	3	3	0.0-0	0-0
11/3/07	* TENNESSEE TECH	5	3	2	0.0-0	0-0
11/10/07	* at Georgia	1	0	1	0.0-0	0-0
11/24/07	ALABAMA	4	4	0	0.0-0	0-0
12/31/07	vs. Clemson (Chick-fil-A)	1	1	0	0.0-0	0-0

DATE	OPPONENT	TT	UT	AT	PD	INT-YDS
8/30/08	LOUISIANA-MONROE	3	2	1	2	0-0
9/6/08	SOUTHERN MISS	4	1	3	1	0-0
9/13/08	* MISSISSIPPI STATE	3	3	0	0	0-0
9/20/08	LSU	5	3	2	0	0-0
9/27/08	* TENNESSEE	5	3	2	0	0-0
10/4/08	at Vanderbilt					
10/11/08	ARKANSAS					
10/23/08	at West Virginia					
11/1/08	at Ole Miss					
11/8/08	TENNESSEE-MARTIN					
11/15/08	GEORGIA					
11/29/08	at Alabama					



MARIO FANNIN

5-11 · 222 · So. · 1L
Hampton, Ga. (Lovejoy)
Undecided

#27

WR

2008 — Saw limited action in season opener vs. Louisiana-Monroe after shoulder surgery during the summer ... Had two carries for 21 yards vs. Warhawks ... Caught three passes for 22 yards (long of 18) against Southern Miss ... Started first game of season and rushed one time for 12 yards and had one catch for 2 yards at Mississippi State ... Saw limited action vs. LSU ... Led team with 88 all-purpose yards vs. Tennessee ... Had three catches for 29 yards and four rushes for 18 yards vs. Vols ... Also returned two kicks for 41 yards vs. UT.

FANNIN'S CAREER RUSHING STATS

YEAR	G/GS	NO	YDS	AVG	TD	LP/OPPONENT
2006	3/0	0	0	0.0	0	--
2007	13/2	84	448	5.3	5	67/New Mexico State
2008	5/0	8	54	6.8	0	19/Louisiana-Monroe
Totals	21/2	92	502	5.5	5	67/New Mexico State

FANNIN'S CAREER KOR STATS

YEAR	G	NO	YDS	AVG	TD	LP/OPPONENT
2006	3/0	0	0	0.0	0	--
2007	13/2	19	399	21.0	0	40/Mississippi State
2008	5/0	3	65	21.7	0	24/Southern Miss
Totals	21/2	22	444	20.2	0	40/Mississippi State

FANNIN'S CAREER RECEIVING STATS

YEAR	G/GS	NO	YDS	AVG	TD	LP/OPPONENT
2006	3/0	0	0	0.0	0	--
2007	13/2	18	176	9.8	2	22/Clemson
2008	5/0	8	53	6.6	0	18/Southern Miss
Totals	21/2	26	229	8.8	2	22/Clemson


FANNIN'S CAREER GAME HIGH STATS

	No.	Opponent	Date
Rush Attempts	15	New Mexico State	9/22/07
Rush Yards	103	New Mexico State	9/22/07
Rush TDs	3	New Mexico State	9/22/07
Receptions	5	Clemson	12/31/07
Rec. Yards	53	Clemson	12/31/07
Kickoff Returns	5	Mississippi State	9/15/07
Kick Ret. Yds.	110	Mississippi State	9/15/07

FANNIN'S GAME-BY-GAME RUSHING STATS

DATE	OPPONENT	ATT	YDS	Avg.	TD	TD Runs
9/1/07	KANSAS STATE	0	0	0.0	0	---
9/8/07	SOUTH FLORIDA	14	62	4.4	1	4
9/15/07	MISSISSIPPI STATE	7	40	5.7	0	---
9/22/07	NEW MEXICO STATE	15	103	6.9	3	1, 5, 67
9/29/07	at Florida	13	62	4.8	0	---
10/6/07	* VANDERBILT	11	54	4.9	1	22
10/13/07	at Arkansas	3	9	3.0	0	---
10/20/07	at LSU	0	0	0.0	0	---
10/27/07	OLE MISS	4	48	12.0	0	---
11/3/07	TENNESSEE TECH	14	52	3.7	0	---
11/10/07	at Georgia	0	0	0.0	0	---
11/24/07	ALABAMA	0	0	0.0	0	---
12/31/07	* vs. Clemson (Chick-fil-A)	3	18	6.0	0	---

DATE	OPPONENT	ATT	YDS	Avg.	TD	TD Runs
8/30/08	LOUISIANA-MONROE	2	21	10.5	0	---
9/6/08	SOUTHERN MISS	1	3	3.0	0	---
9/13/08	* MISSISSIPPI STATE	1	12	12.0	0	---
9/20/08	LSU	0	0	0.0	0	---
9/27/08	TENNESSEE	4	18	4.5	0	---
10/4/08	at Vanderbilt					
10/11/08	ARKANSAS					
10/23/08	at West Virginia					
11/1/08	at Ole Miss					
11/8/08	TENNESSEE-MARTIN					
11/15/08	GEORGIA					
11/29/08	at Alabama					



MICHAEL GOGGANS

6-3 · 252 · So. · 1L
Alexander City, Ala. (Benjamin Russell)
Undecided

#49

DE

SPRING 2008 — Named the Most Improved Defensive Lineman by the coaching staff following spring drills.

2008 — Earned first career start in season opener vs. Louisiana-Monroe ... Recovered forced fumble (Antonio Coleman) and returned it 9 yards for first touchdown of game ... Registered two tackles vs. Warhawks ... Against Southern Miss, had four solo tackles with a TFL (minus 2 yards) and a QB hurry ... Recorded three tackles, including one TFL for minus 3 yards and one QB hurry in win at Mississippi State ... Had one QB hurry and one solo tackle vs. LSU ... Against Tennessee, had three tackles and one QB hurry.

GOGGAN'S CAREER DEFENSIVE STATS

YEAR	G/GS	TT	UT	AT	TFL-YDS	QBS-YDS	FF/FR	PD	I/YDS
2007	13/0	9	4	5	2.0-3	1.0-2	0/1	0	0-0
2008	5/5	13	8	5	8.0-5	0.0-0	0/1	0	0-0
Totals	18/5	22	12	10	4.0-8	1.0-2	0/2	0	0-0

GOGGAN'S CAREER GAME HIGH STATS

	No.	Opponent	Date
Tackles	4	Vanderbilt	10/6/07
Tackles for loss	2.0	Vanderbilt	10/6/07
Sacks	1.0	Vanderbilt	10/6/07

2008 Auburn Football Player Sketches

GOGGAN'S GAME-BY-GAME STATS

DATE	OPPONENT	TT	UT	AT	TFL-YDS	QBS-YDS
9/1/07	KANSAS STATE	0	0	0	0.0-0	0.0-0
9/8/07	SOUTH FLORIDA	1	1	0	0.0-0	0.0-0
9/15/07	MISSISSIPPI STATE	0	0	0	0.0-0	0.0-0
9/22/07	NEW MEXICO STATE	0	0	0	0.0-0	0.0-0
9/29/07	at Florida	1	0	1	0.0-0	0.0-0
10/6/07	VANDERBILT	4	2	2	2.0-3	1.0-2
10/13/07	at Arkansas	0	0	0	0.0-0	0.0-0
10/20/07	at LSU	0	0	0	0.0-0	0.0-0
10/27/07	OLE MISS	1	0	1	0.0-0	0.0-0
11/3/07	TENNESSEE TECH	1	1	0	0.0-0	0.0-0
11/10/07	at Georgia	1	0	1	0.0-0	0.0-0
11/24/07	ALABAMA	0	0	0	0.0-0	0.0-0
12/31/07	vs. Clemson (Chick-fil-A)	0	0	0	0.0-0	0.0-0

DATE	OPPONENT	TT	UT	AT	TFL-YDS	QBS-YDS
8/30/08	* LOUISIANA-MONROE	2	1	1	0.0-0	0.0-0
9/6/08	* SOUTHERN MISS	4	4	0	1.0-2	0.0-0
9/13/08	* MISSISSIPPI STATE	3	2	1	1.0-3	0.0-0
9/20/08	* LSU	1	1	0	0.0-0	0.0-0
9/27/08	* TENNESSEE	3	0	3	0.0-0	0.0-0
10/4/08	at Vanderbilt					
10/11/08	ARKANSAS					
10/23/08	at West Virginia					
11/1/08	at Ole Miss					
11/8/08	TENNESSEE-MARTIN					
11/15/08	GEORGIA					
11/29/08	at Alabama					



TYRONNE GREEN #71 OL
6-2 · 309 · Sr. · 3L
Pensacola, Fla. (Woodham)
Criminology

CAREER — Played in 35 career games, including 18 starts.

2008 — *Second Team Preseason Coaches' All-SEC ... Second Team Preseason Media All-SEC ... Lindy's Preseason Second Team All-American ... Athlon Sports Preseason Second Team All-SEC ...* Started season opener vs. Louisiana-Monroe, grading at 87 percent overall on 56 snaps ... Had nine rodeo blocks vs. ULM ... Graded at 91 percent overall on 71 snaps vs. Southern Miss with 10 rodeo blocks, four pancake blocks and three cockroach blocks ... Led Tigers with 92 percent overall grade on 75 snaps vs. Mississippi State ... Had 14 rodeo, two pancake and two cockroach blocks vs. MSU ... Graded at 92 percent overall on 70 snaps vs. LSU ... Had 11 rodeo, one cockroach and 1.5 pancake blocks vs. LSU ... Has five cockroach blocks, 7.5 pancake blocks and 44 rodeo blocks for the season.



COURTNEY HARDEN #56 LB
6-0 · 235 · Sr. · 3L
Leighton, Ala. (Colbert County)
Criminology

2008 — Broke up one pass and recorded four tackles in season opener vs. Louisiana-Monroe ... Had one assisted tackle vs. Southern Miss ... Saw playing time, but did not record a tackle vs. LSU and Tennessee.

HARDEN'S CAREER DEFENSIVE STATS

YEAR	G/GS	TT	UT	AT	TFL-YDS	QBS-YDS	FF/FR	PD	I/YDS
2005	9/0	6	3	3	0.0-0	0.0-0	0/1	1	0-0
2006	13/0	5	1	4	0.0-0	0.0-0	0/0	0	0-0
2007	12/0	15	8	7	0.0-0	0.0-0	0/0	0	0-0
2008	5/0	5	4	1	0.0-0	0.0-0	0/0	1	0/0
Totals	39/0	31	16	15	0.0-0	0.0-0	0/1	2	0/0

HARDEN'S CAREER GAME HIGH STATS

No.	Opponent	Date
6	New Mexico State	9/22/07

HARDEN'S GAME-BY-GAME STATS

DATE	OPPONENT	TT	UT	AT	TFL-YDS	INT-YDS
9/1/07	KANSAS STATE	0	0	0	0.0-0	0-0
9/8/07	SOUTH FLORIDA	1	0	1	0.0-0	0-0
9/15/07	MISSISSIPPI STATE	5	3	2	0.0-0	0-0
9/22/07	NEW MEXICO STATE	6	4	2	0.0-0	0-0
9/29/07	at Florida	0	0	0	0.0-0	0-0
10/6/07	VANDERBILT	2	0	2	0.0-0	0-0
10/13/07	at Arkansas	0	0	0	0.0-0	0-0
10/20/07	at LSU	0	0	0	0.0-0	0-0
10/27/07	OLE MISS	0	0	0	0.0-0	0-0
11/3/07	TENNESSEE TECH	1	1	0	0.0-0	0-0
11/10/07	at Georgia				DID NOT PLAY	
11/24/07	ALABAMA	0	0	0	0.0-0	0-0
12/31/07	vs. Clemson (Chick-fil-A)	0	0	0	0.0-0	0-0

DATE	OPPONENT	TT	UT	AT	TFL-YDS	INT-YDS
8/30/08	LOUISIANA-MONROE	4	0	4	0.0-0	0-0
9/6/08	SOUTHERN MISS	1	0	1	0.0-0	0-0
9/13/08	MISSISSIPPI STATE	0	0	0	0.0-0	0-0
9/20/08	LSU	0	0	0	0.0-0	0-0
9/27/08	TENNESSEE	0	0	0	0.0-0	0-0
10/4/08	at Vanderbilt					
10/11/08	ARKANSAS					
10/23/08	at West Virginia					
11/1/08	at Ole Miss					
11/8/08	TENNESSEE-MARTIN					
11/15/08	GEORGIA					
11/29/08	at Alabama					



TIM HAWTHORNE #13 WR
6-3 · 208 · So. · 1L
Homewood, Ala. (Homewood)
Pre-Business

2008 — Played, but did not catch a pass against Louisiana-Monroe and Southern Miss ... Saw limited action in SEC opener vs. Mississippi State ... Had career-best day with two catches for 87 yards vs. LSU ... Also had career long catch of 58 yards vs. LSU that surpassed his career receiving total entering the game by 11 yards.

HAWTHORNE'S CAREER RECEIVING STATS

YEAR	G/GS	NO	YDS	AVG	TD	LP/OPPONENT
2007	13/3	4	47	11.8	0	8/New Mexico State
2008	5/0	2	87	43.5	0	58/LSU
Totals	18/3	6	134	22.3	0	58/LSU

HAWTHORNE'S CAREER GAME HIGH STATS

No.	Opponent	Date
2	LSU	9/20/08
87	LSU	9/20/08

2008 Auburn Football Player Sketches

HAWTHORNE'S GAME-BY-GAME STATS

DATE	OPPONENT	REC	YDS	AVG	TD
9/1/07	KANSAS STATE	0	0	0.0	0
9/8/07	SOUTH FLORIDA	0	0	0.0	0
9/15/07	* MISSISSIPPI STATE	0	0	0.0	0
9/22/07	NEW MEXICO STATE	1	4	4.0	0
9/29/07	at Florida	0	0	0.0	0
10/6/07	* VANDERBILT	1	12	12.0	0
10/13/07	at Arkansas	0	0	0.0	0
10/20/07	at LSU	0	0	0.0	0
10/27/07	OLE MISS	0	0	0.0	0
11/3/07	* TENNESSEE TECH	1	19	19.0	0
11/10/07	at Georgia	0	0	0.0	0
11/24/07	ALABAMA	0	0	0.0	0
12/31/07	vs. Clemson (Chick-fil-A)	1	12	12.0	0

DATE	OPPONENT	REC	YDS	AVG	TD
8/30/08	LOUISIANA-MONROE	0	0	0.0	0
9/6/08	SOUTHERN MISS	0	0	0.0	0
9/13/08	MISSISSIPPI STATE	0	0	0.0	0
9/20/08	LSU	2	87	43.5	0
9/27/08	TENNESSEE	0	0	0.0	0
10/4/08	at Vanderbilt				
10/11/08	ARKANSAS				
10/23/08	at West Virginia				
11/1/08	at Ole Miss				
11/8/08	TENNESSEE-MARTIN				
11/15/08	GEORGIA				
11/29/08	at Alabama				



ADAM HERRING #31 LB
 6-1 · 219 · RFr. · RS
 Springdale, Ark. (Shiloh Christian)
 Undecided

2008 — Played but did not record a tackle in season opener vs. Louisiana-Monroe ... Saw playing time vs. Southern Miss and in SEC opener vs. Mississippi State ... Had one special teams tackle vs. LSU.



D'ANTOINE HOOD #25 DB
 5-10 · 184 · Fr. · HS
 Phenix City, Ala. (Central-Phenix HS)
 Undecided

2008 — Recorded three tackles, one solo, in season opener vs. Louisiana-Monroe ... Had one solo tackle vs. Southern Miss ... Played, but did not record a tackle vs. Mississippi State and LSU ... Saw limited time vs. Tennessee.

HOOD'S CAREER DEFENSIVE STATS

YEAR	G/GS	TT	UT	AT	TFL-YDS	QBS-YDS	FF/FR	PD	INT-YDS
2008	5/0	4	2	2	0.0-0	0.0-0	0/0	0	0-0

HOOD'S GAME-BY-GAME STATS

DATE	OPPONENT	TT	UT	AT	PD	INT-YDS
8/30/08	LOUISIANA-MONROE	3	1	2	0	0-0
9/6/08	SOUTHERN MISS	1	1	0	0	0-0
9/13/08	MISSISSIPPI STATE	0	0	0	0	0-0
9/20/08	LSU	0	0	0	0	0-0
9/27/08	TENNESSEE	0	0	0	0	0-0
10/4/08	at Vanderbilt					
10/11/08	ARKANSAS					
10/23/08	at West Virginia					
11/1/08	at Ole Miss					
11/8/08	TENNESSEE-MARTIN					
11/15/08	GEORGIA					
11/29/08	at Alabama					



MORGAN HULL #37 K
 6-2 · 192 · So. · SQ
 Decatur, Ala. (Austin)
 Biomedical Science

2008 — Had three kickoffs in season opener vs. Louisiana-Monroe ... Averaged 68.0 yards per kickoff with one touchback vs. ULM ... Kicked off four times with a 65.0 ypk average and one touchback against Southern Miss ... Averaged 51.2 yards on four kickoffs vs. LSU ... Had three kickoffs vs. Tennessee, averaging 64.3 ypk.



BYRON ISOM #57 OL
 6-3 · 294 · So. · 1L
 Jonesboro, Ga. (Lovejoy)
 Undecided

SPRING 2008 — Named the Most Improved Lineman by the coaching staff following spring drills.

2008 — Earned first career start in season opener vs. Louisiana-Monroe, grading at 87 percent overall on 59 snaps ... Graded 83 percent overall on 76 snaps vs. Southern Miss with 10 rodeo blocks ... Played 75 snaps, grading overall at 88 percent vs. Mississippi State ... Had 11 rodeo, 4.5 pancake and three cockroach blocks vs. MSU ... Graded at 84 percent overall on 70 snaps vs. LSU with nine rodeo, five cockroach and two pancake blocks ... Has 12 cockroach blocks, 8.5 pancake blocks and 35 rodeo blocks this season.

2008 Auburn Football Player Sketches



MERRILL JOHNSON #55
LB
 6-0 · 206 · Sr. · 3L
 Butler, Ala. (Choctaw County)
 Criminology

2008 — Started season opener vs. Louisiana-Monroe and registered three solo tackles with one sack (minus 6 yards) and one forced fumble (first of career) ... Tied for second on team with six tackles vs. Southern Miss ... Had 1.0 TFL for minus 1 yard in road win vs. Mississippi State ... Also had one QB hurry vs. MSU ... Recorded five tackles, four solo, with one pass break-up and one TFL for minus one yard vs. LSU ... Had three tackles, one solo, vs. Tennessee.

JOHNSON'S CAREER DEFENSIVE STATS

YEAR	G/GS	TT	UT	AT	TFL-YDS	QBS-YDS	FF/FR	PD	I/YDS
2005	11/0	21	11	10	1.0-1	0.0-0	0/0	0	0/0
2006	13/6	35	20	15	3.0-17	1.0-10	0/0	0	0/0
2007	9/4	19	10	9	0.0-0	0.0-0	0/0	0	0/0
2008	5/3	18	11	7	3.0-8	1.0-6	1/0	1	0/0
Totals	38/13	93	52	41	7.0-26	2.0-16	1/0	1	0/0

JOHNSON'S CAREER GAME HIGH STATS

	No.	Opponent	Date
Tackles	9	Ball State	9/17/05
Tackles for loss	2.0	Mississippi State	9/13/08
Sacks	1.0	2x (last vs. ULM)	8/30/08

JOHNSON'S GAME-BY-GAME STATS

DATE	OPPONENT	TT	UT	AT	TFL-YDS	INT-YDS	
9/3/05	GEORGIA TECH	DID NOT PLAY					
9/10/05	MISSISSIPPI STATE	0	0	0	0.0-0	0-0	
9/17/05	BALL STATE	9	7	2	1.0-1	0-0	
9/24/05	W. KENTUCKY	4	1	3	0.0-0	0-0	
10/1/05	SOUTH CAROLINA	3	0	3	0.0-0	0-0	
10/15/05	at Arkansas	0	0	0	0.0-0	0-0	
10/22/05	at LSU	0	0	0	0.0-0	0-0	
10/29/05	OLE MISS	3	1	2	0.0-0	0-0	
11/5/05	at Kentucky	1	1	0	0.0-0	0-0	
11/12/05	at Georgia	1	1	0	0.0-0	0-0	
11/19/05	ALABAMA	0	0	0	0.0-0	0-0	
1/2/06	vs. Wisconsin (Capital One)	0	0	0	0.0-0	0-0	

DATE	OPPONENT	TT	UT	AT	TFL-YDS	INT-YDS
9/2/06	WASHINGTON STATE	4	3	1	0.0-0	0-0
9/9/06	at Mississippi State	5	4	1	0.0-0	0-0
9/16/06	* LSU	5	3	2	1.0-4	0-0
9/23/06	* BUFFALO	7	4	3	1.0-3	0-0
9/28/06	* at South Carolina	2	1	1	0.0-0	0-0
10/7/06	* ARKANSAS	0	0	0	0.0-0	0-0
10/14/06	FLORIDA	0	0	0	0.0-0	0-0
10/21/06	TULANE	2	0	2	0.0-0	0-0
10/28/06	* at Ole Miss	1	0	1	0.0-0	0-0
11/4/06	ARKANSAS STATE	6	2	4	1.0-10	0-0
11/11/06	GEORGIA	0	0	0	0.0-0	0-0
11/18/06	at Alabama	0	0	0	0.0-0	0-0
1/1/07	* vs. Nebraska (Cotton)	3	3	0	0.0-0	0-0

DATE	OPPONENT	TT	UT	AT	TFL-YDS	INT-YDS
9/1/07	* KANSAS STATE	2	1	1	0.0-0	0-0
9/8/07	* SOUTH FLORIDA	3	0	3	0.0-0	0-0
9/15/07	MISSISSIPPI STATE	DID NOT PLAY				
9/22/07	NEW MEXICO STATE	DID NOT PLAY				
9/29/07	at Florida	DID NOT PLAY				
10/6/07	VANDERBILT	DID NOT PLAY				
10/13/07	at Arkansas	0	0	0	0.0-0	0-0
10/20/07	at LSU	0	0	0	0.0-0	0-0
10/27/07	OLE MISS	1	1	0	0.0-0	0-0
11/3/07	TENNESSEE TECH	5	4	1	0.0-0	0-0
11/10/07	at Georgia	3	3	0	0.0-0	0-0
11/24/07	* ALABAMA	3	0	3	0.0-0	0-0
12/31/07	* vs. Clemson (Chick-fil-A)	2	1	1	0.0-0	0-0

DATE	OPPONENT	TT	UT	AT	TFL-YDS	INT-YDS
8/30/08	* LOUISIANA-MONROE	3	3	0	1.0-6	0-0
9/6/08	* SOUTHERN MISS	6	2	4	0.0-0	0-0
9/13/08	MISSISSIPPI STATE	2	2	0	2.0-6	0-0
9/20/08	* LSU	5	4	1	1.0-1	0-0
9/27/08	TENNESSEE	3	2	1	0.0-0	0-0
10/4/08	at Vanderbilt					
10/11/08	ARKANSAS					
10/23/08	at West Virginia					
11/1/08	at Ole Miss					
11/8/08	TENNESSEE-MARTIN					
11/15/08	GEORGIA					
11/29/08	at Alabama					



BRAD LESTER #1
RB
 5-11 · 187 · Sr. · 3L
 Lilburn, Ga. (Parkview)
 Adult Education

CAREER — Tied for ninth in AU history with 18 rushing touchdowns ... Needs five rushing TD's to move into tie for eighth with Reggie Ware (1984-87) with 23 ... Is 20th all-time at Auburn in career rushing yards with 1,574 ... Is 45 yards shy of tying Curtis Kuykendall for 19th with 1,619 yards.

2008 — Started and rushed 14 times for 52 yards with one touchdown in season opener vs. Louisiana-Monroe ... TD came on 3-yard run in third quarter ... Rushed 12 times for 45 yards against Southern Miss ... Also had two catches for 13 yards vs. USM ... Rushed nine times for 51 yards vs. Mississippi State before leaving due to injury ... Had 26 yards rushing on seven carries to go along with two receptions vs. LSU ... Did not play vs. Tennessee.

LESTER'S CAREER RUSHING STATS

YEAR	G/GS	NO	YDS	AVG	TD	LP/OPPONENT
2004	3/0	10	21	2.1	0	11/The Citadel
2005	8/1	52	339	6.5	5	70/Ball State
2006	12/2	104	510	4.9	9	33/Florida
2007	7/5	125	530	4.2	3	17/Vanderbilt
2008	4/4	42	174	4.1	1	15/Mississippi State
Totals	34/12	333	1574	4.7	18	70/Ball State

LESTER'S CAREER KOR STATS

YEAR	G	NO	YDS	AVG	TD	LP/OPPONENT
2004	3/0	3	75	25.0	0	32/Mississippi State
2005	8/1	4	196	49.0	1	93/Ball State
2006	12/2	6	158	26.3	0	68/Arkansas
2007	7/5	6	96	16.0	0	22/Arkansas
2008	4/4	0	0	0.0	0	--
Totals	34/12	19	525	27.6	1	93/Ball State

2008 Auburn Football Player Sketches

LESTER'S CAREER RECEIVING STATS

YEAR	G/GS	NO	YDS	AVG	TD	LP/OPPONENT
2004	3/0	0	0	0.0	0	--
2005	8/1	3	52	17.3	1	38/Western Kentucky
2006	12/2	6	87	14.5	1	36/Tulane
2007	7/5	10	82	8.2	0	18/LSU
2008	4/4	6	21	4.1	0	13/Southern Miss
Totals	34/12	25	242	9.7	2	38/Western Kentucky

LESTER'S CAREER GAME HIGH STATS

	No.	Opponent	Date
Rush Attempts	23	Ole Miss	10/27/07
Rush Yards	98	Alabama	11/24/07
Rush TDs	2	5x (last vs. Vanderbilt)	10/6/07
Receptions	5	LSU	10/20/07
Rec. Yards	56	LSU	10/20/07
Rec. TDs	1	2x (last vs. Washington State)	9/2/06
Kickoff Returns	3	Arkansas	10/7/06
Kick Ret. Yds.	100	Arkansas	10/7/06

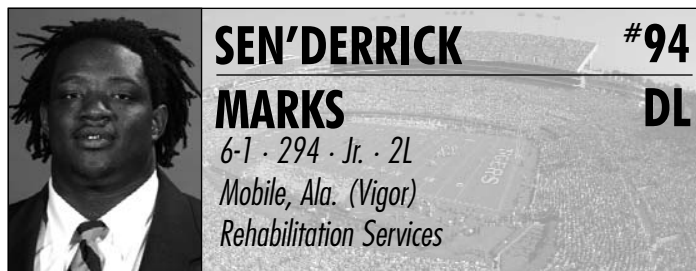
LESTER'S GAME-BY-GAME RUSHING STATS

DATE	OPPONENT	ATT	YDS	Avg.	TD	TD Runs
9/3/05	GEORGIA TECH	0	0	0.0	0	--
9/10/05	MISSISSIPPI STATE	6	34	5.7	1	6
9/17/05	BALL STATE	7	91	13.0	2	1, 3
9/24/05	W. KENTUCKY	10	64	6.4	0	--
10/1/05	SOUTH CAROLINA	13	53	4.1	2	1, 4
10/15/05	* at Arkansas	7	32	4.6	0	--
10/22/05	at LSU			DID NOT PLAY		
10/29/05	OLE MISS			DID NOT PLAY		
11/5/05	at Kentucky			DID NOT PLAY		
11/12/05	at Georgia	2	34	17.0	0	--
11/19/05	ALABAMA			DID NOT PLAY		
12/2/06	vs. Wisconsin (Capital One)	7	31	4.4	0	--

DATE	OPPONENT	ATT	YDS	Avg.	TD	TD Runs
9/2/06	WASHINGTON STATE	6	37	6.2	1	12
9/9/06	at Mississippi State	5	40	8.0	2	2, 20
9/16/06	LSU	2	0	0.0	0	--
9/23/06	* BUFFALO	18	83	4.6	2	2, 4
9/28/06	at South Carolina	0	0	0.0	0	--
10/7/06	ARKANSAS	4	28	7.0	0	--
10/14/06	FLORIDA	17	94	5.5	0	--
10/21/06	* TULANE	6	23	3.8	1	2
10/28/06	at Ole Miss	14	49	3.5	1	6
11/4/06	ARKANSAS STATE	12	62	5.2	0	--
11/11/06	GEORGIA	5	40	8.0	1	21
11/18/06	at Alabama	15	54	3.6	1	12
1/1/07	vs. Nebraska (Cotton)			DID NOT PLAY		

DATE	OPPONENT	ATT	YDS	Avg.	TD	TD Runs
9/1/07	KANSAS STATE			DID NOT PLAY		
9/8/07	SOUTH FLORIDA			DID NOT PLAY		
9/15/07	MISSISSIPPI STATE			DID NOT PLAY		
9/22/07	NEW MEXICO STATE			DID NOT PLAY		
9/29/07	at Florida			DID NOT PLAY		
10/6/07	VANDERBILT	13	77	5.9	2	17, 5
10/13/07	* at Arkansas	21	89	4.2	0	---
10/20/07	* at LSU	16	68	4.2	0	---
10/27/07	* OLE MISS	23	96	4.2	1	1
11/3/07	TENNESSEE TECH			DID NOT PLAY		
11/10/07	* at Georgia	16	45	2.8	0	---
11/24/07	* ALABAMA	22	98	4.5	0	---
12/31/07	vs. Clemson (Chick-fil-A)	14	57	4.1	0	---

DATE	OPPONENT	ATT	YDS	Avg.	TD	TD Runs
8/30/08	* LOUISIANA-MONROE	14	52	3.7	1	3
9/6/08	* SOUTHERN MISS	12	45	3.8	0	---
9/13/08	* MISSISSIPPI STATE	9	51	5.7	0	---
9/20/08	* LSU	7	26	3.7	0	---
9/27/08	TENNESSEE			DID NOT PLAY		
10/4/08	at Vanderbilt					
10/11/08	ARKANSAS					
10/23/08	at West Virginia					
11/1/08	at Ole Miss					
11/8/08	TENNESSEE-MARTIN					
11/15/08	GEORGIA					
11/29/08	at Alabama					



CAREER — Has made 31 consecutive starts, which is the longest active streak on the team.

2008 — *Playboy Preseason All-America ... Lindy's Preseason First Team All-American ... Named to Outland Trophy and Nagurski watch lists ... Second Team Preseason Media All-SEC ... Second Team Preseason Coaches All-SEC ... Athlon Sports Preseason Third Team All-SEC ... Phil Steele's Preseason Third Team All-SEC ... Blue Ribbon College Football Yearbook Preseason All-SEC Team ...* Started and registered two TFLs (minus 5 yards) for only two tackles of the game vs. Louisiana-Monroe ... Had a QB hurry and 1.5 TFLs (minus 5 yards) including four tackles vs. Southern Miss ... Had 2.0 TFLs (minus 8 yards) to go with four total tackles vs. Mississippi State ... Turned in strong performance vs. LSU with seven tackles, three solo, and 1.5 sacks for minus 6 yards ... His 1.5 sacks tied his career best set vs. Washington State in 2006 ... Had two tackles, 1.0 TFL for minus 3 yards and half a sack for minus 1 yard vs. Tennessee ... Also had two pass break-ups and one QB hurry vs. Vols ... Currently leads the in SEC in TFLs per game (1.60).

MARKS' CAREER DEFENSIVE STATS

YEAR	G/GS	TT	UT	AT	TFL-YDS	QBS-YDS	FF/FR	PD	I/YDS
2005	3/0	1	1	0	0.0-0	0.0-0	0/0	0	0/0
2006	13/13	38	26	12	11.0-32	3.5-13	1/3	2	0/0
2007	13/13	43	20	23	9.0-35	2.0-15	1/1	3	1/8
2008	5/5	19	11	8	8.0-27	2.0-7	0/0	0	0/0
Totals	34/31	101	58	43	28.0-94	7.5-35	2/4	5	1/8

MARKS' CAREER GAME HIGH STATS

	No.	Opponent	Date
Tackles	10	South Florida	9/1/07
Tackles for loss	2.5	2x (last vs. Southern Miss)	9/6/08
Sacks	1.5	2x (last vs. LSU)	9/20/08

MARKS' GAME-BY-GAME STATS

DATE	OPPONENT	TT	UT	AT	TFL-YDS	QBS-YDS
9/2/06	* WASHINGTON STATE	3	2	1	1.5-2	1.5-2
9/9/06	* at Mississippi State	3	3	0	1.0-5	1.0-5
9/16/06	* LSU	2	1	1	0.5-1	0.0-0
9/23/06	* BUFFALO	3	2	1	1.0-6	1.0-6
9/28/06	* at South Carolina	3	3	0	1.0-3	0.0-0
10/7/06	* ARKANSAS	3	2	1	0.0-0	0.0-0
10/14/06	* FLORIDA	3	2	1	0.0-0	0.0-0
10/21/06	* TULANE	2	2	0	0.0-0	0.0-0
10/28/06	* at Ole Miss	2	1	1	1.5-3	0.0-0
11/4/06	* ARKANSAS STATE	0	0	0	0.0-0	0.0-0
11/11/06	* GEORGIA	4	2	2	1.0-3	0.0-0
11/18/06	* at Alabama	5	3	2	1.0-6	0.0-0
1/1/07	* vs. Nebraska (Cotton)	5	3	2	2.5-3	0.0-0

DATE	OPPONENT	TT	UT	AT	TFL-YDS	QBS-YDS
9/1/07	* KANSAS STATE	0	0	0	0.0-0	0.0-0
9/8/07	* SOUTH FLORIDA	10	3	7	0.5-1	0.0-0
9/15/07	* MISSISSIPPI STATE	5	3	2	1.0-1	0.0-0
9/22/07	* NEW MEXICO STATE	3	2	1	1.0-1	0.0-0
9/29/07	* at Florida	4	2	2	2.0-10	0.0-0
10/6/07	* VANDERBILT	2	0	2	0.5-3	0.0-0
10/13/07	* at Arkansas	2	1	1	0.0-0	0.0-0
10/20/07	* at LSU	5	4	1	2.0-13	1.0-11
10/27/07	* OLE MISS	2	1	1	0.0-0	0.0-0
11/3/07	* TENNESSEE TECH	1	0	1	0.0-0	0.0-0
11/10/07	* at Georgia	4	3	1	0.0-0	0.0-0
11/24/07	* ALABAMA	2	0	2	0.5-4	0.5-4
12/31/07	* vs. Clemson (Chick-fil-A)	3	1	2	1.5-2	0.5-0

2008 Auburn Football Player Sketches

DATE	OPPONENT	TT	UT	AT	TFL-YDS	QBS-YDS
8/30/08	* LOUISIANA-MONROE	2	2	0	2.0-5	0.0-0
9/6/08	* SOUTHERN MISS	4	3	1	1.5-5	0.0-0
9/13/08	* MISSISSIPPI STATE	3	2	1	1.0-3	0.0-0
9/20/08	* LSU	7	3	4	1.5-6	1.5-6
9/27/08	* TENNESSEE	2	0	2	1.0-3	0.5-1
10/4/08	at Vanderbilt					
10/11/08	ARKANSAS					
10/23/08	at West Virginia					
11/1/08	at Ole Miss					
11/8/08	TENNESSEE-MARTIN					
11/15/08	GEORGIA					
11/29/08	at Alabama					



ANDREW **#75**
McCAIN **OT**
6-6 · 288 · Jr. · 2L
Birmingham, Ala. (Briarwood Christian)
Chemistry

2008 — Played 18 snaps in season opener vs. Louisiana-Monroe with one rodeo block ... Got in on six snaps vs. Southern Miss ... Saw limited action vs. Mississippi State and LSU ... Saw playing time vs. Tennessee.



WALTER **#6**
McFADDEN **DB**
6-0 · 178 · Jr. · 2L
Pompano Beach, Fla. (Ely)
Public Administration

SPRING 2008 — Named the Most Improved Defensive Back by the coaching staff following spring drills.

2008 — Earned first career start in season opener vs. Louisiana-Monroe ... Did not register a tackle vs. Warhawks ... Had one TFL (minus five yards), a pass break-up and five tackles against Southern Miss ... Four of five tackles vs. USM were solo ... Intercepted first pass of season with less than three minutes remaining in game to seal victory at Mississippi State ... Also had four solo tackles vs. MSU ... Broke up two passes and had one solo tackle vs. LSU ... Currently tied for fifth in SEC in passes defended per game (1.00).

McFADDEN'S CAREER DEFENSIVE STATS

YEAR	G/GS	TT	UT	AT	TFL-YDS	QBS-YDS	FF/FR	PD	INT-YDS
2006	11/0	2	2	0	0.0-0	0.0-0	0/0	0	0-0
2007	13/0	10	5	5	1.0-4	0.0-0	0/0	1	1-93
2008	5/5	10	9	1	1.0-5	0.0-0	0/0	4	1-0
Totals	29/5	22	16	6	2.0-9	0.0-0	0/0	5	2-93

McFADDEN'S CAREER GAME HIGH STATS

	No.	Opponent	Date
Tackles	5	Southern Miss	9/6/08
Interceptions	1	2x (last vs. Mississippi St.)	9/13/08

McFADDEN'S GAME-BY-GAME STATS

DATE	OPPONENT	TT	UT	AT	PD	INT-YDS
9/1/07	KANSAS STATE	1	0	1	0	0-0
9/8/07	SOUTH FLORIDA	0	0	0	0	0-0
9/15/07	MISSISSIPPI STATE	0	0	0	0	0-0
9/22/07	NEW MEXICO STATE	1	1	0	0	0-0
9/29/07	at Florida	0	0	0	0	0-0
10/6/07	VANDERBILT	2	1	1	0	0-0
10/13/07	at Arkansas	0	0	0	0	0-0
10/20/07	at LSU	1	1	0	0	0-0
10/27/07	OLE MISS	1	0	1	0	0-0
11/3/07	TENNESSEE TECH	0	0	0	0	1-93
11/10/07	at Georgia	0	0	0	0	0-0
11/24/07	ALABAMA	0	0	0	0	0-0
12/31/07	vs. Clemson (Chick-fil-A)	4	2	2	1	0-0

DATE	OPPONENT	TT	UT	AT	PD	INT-YDS
8/30/08	* LOUISIANA-MONROE	0	0	0	0	0-0
9/6/08	* SOUTHERN MISS	5	4	1	1	0-0
9/13/08	* MISSISSIPPI STATE	4	4	0	1	1-0
9/20/08	* LSU	1	1	0	2	0-0
9/27/08	* TENNESSEE	0	0	0	0	0-0
10/4/08	at Vanderbilt					
10/11/08	ARKANSAS					
10/23/08	at West Virginia					
11/1/08	at Ole Miss					
11/8/08	TENNESSEE-MARTIN					
11/15/08	GEORGIA					
11/29/08	at Alabama					



GABE **#83**
McKENZIE **DE**
6-4 · 254 · Jr. · 2L
Mobile, Ala. (Davidson)
Criminology

2008 — Switched from tight end to defensive end during preseason camp ... Registered two tackles, one solo, in season opener vs. Louisiana-Monroe ... Recorded two solo tackles against Southern Miss ... Had two tackles in win at Mississippi State ... Against LSU, picked off a pass and returned it 24 yards for a TD to give AU 14-3 lead ... Also had a half a TFL for minus 1 yard vs. LSU.

McKENZIE'S CAREER DEFENSIVE STATS

YEAR	G/GS	TT	UT	AT	TFL-YDS	QBS-YDS	FF/FR	PD	I/YDS
2008	5/0	7	4	3	0.5-1	0.0-0	0/0	0	1/24

McKENZIE'S CAREER RECEIVING STATS

YEAR	G/GS	NO	YDS	AVG	TD	LPI/OPPONENT
2006	13/0	13	137	10.5	1	25/South Carolina
2007	13/0	13	117	9.0	2	20/Kansas State
Totals	26/0	26	254	9.7	3	25/South Carolina

McKENZIE'S GAME-BY-GAME STATS

DATE	OPPONENT	TT	UT	AT	TFL-YDS	QBS-YDS
8/30/08	LOUISIANA-MONROE	2	1	1	0.0-0	0.0-0
9/6/08	SOUTHERN MISS	2	2	0	0.0-0	0.0-0
9/13/08	MISSISSIPPI STATE	2	1	1	0.0-0	0.0-0
9/20/08	LSU	1	0	1	0.5-1	0.0-0
9/27/08	TENNESSEE	0	0	0	0.0-0	0.0-0
10/4/08	at Vanderbilt					
10/11/08	ARKANSAS					
10/23/08	at West Virginia					
11/1/08	at Ole Miss					
11/8/08	TENNESSEE-MARTIN					
11/15/08	GEORGIA					
11/29/08	at Alabama					

2008 Auburn Football Player Sketches



MIKE #26
McNEIL S
 6-2 · 201 · So. · 1L
 Mobile, Ala. (W.P. Davidson)
 Undecided



JERRAUD #8
POWERS DB
 5-9 · 191 · Jr. · 2L
 Decatur, Ala. (Decatur)
 Public Administration

2008 — Made first career start in season opener vs. Louisiana-Monroe, but did not record a tackle ... Registered six tackles, two solo, against Southern Miss ... Recorded first career sack (minus 4 yards) in win at Mississippi State ... Finished with two solo tackles vs. MSU ... Tied for team lead with eight tackles, seven solo, vs. LSU ... Also had one TFL for minus 3 yards vs. LSU ... Third on team in tackles vs. Tennessee with five stops, two solo.

McNEIL'S CAREER DEFENSIVE STATS

YEAR	G/GS	TT	UT	AT	TFL-YDS	QBS-YDS	FF/FR	PD	I/YDS
2007	13/0	35	22	13	0.5-1	0.0-0	0/0	0	0/0
2008	5/5	21	13	8	2.0-7	1.0-4	0/0	0	0/0
Totals	18/5	56	35	21	2.5-8	1.0-4	0/0	0	0/0

McNEIL'S CAREER GAME HIGH STATS

	No.	Opponent	Date
Tackles	9	South Florida	9/8/07

McNEIL'S GAME-BY-GAME STATS

DATE	OPPONENT	TT	UT	AT	PD	INT-YDS
9/1/07	KANSAS STATE	1	0	1	0	0-0
9/8/07	SOUTH FLORIDA	9	4	5	0	0-0
9/15/07	MISSISSIPPI STATE	2	1	1	0	0-0
9/22/07	NEW MEXICO STATE	2	2	0	0	0-0
9/29/07	at Florida	3	3	0	0	0-0
10/6/07	VANDERBILT	4	2	2	0	0-0
10/13/07	at Arkansas	0	0	0	0	0-0
10/20/07	at LSU	5	3	2	0	0-0
10/27/07	OLE MISS	1	0	1	0	0-0
11/3/07	TENNESSEE TECH	6	4	2	0	0-0
11/10/07	at Georgia	0	0	0	0	0-0
11/24/07	ALABAMA	1	0	1	0	0-0
12/31/07	vs. Clemson (Chick-fil-A)	1	1	0	0	0-0

DATE	OPPONENT	TT	UT	AT	PD	INT-YDS
8/30/08	* LOUISIANA-MONROE	0	0	0	0	0-0
9/6/08	* SOUTHERN MISS	6	2	4	0	0-0
9/13/08	* MISSISSIPPI STATE	2	2	0	0	0-0
9/20/08	* LSU	8	7	1	0	0-0
9/27/08	* TENNESSEE	5	2	3	0	0-0
10/4/08	at Vanderbilt					
10/11/08	ARKANSAS					
10/23/08	at West Virginia					
11/1/08	at Ole Miss					
11/8/08	TENNESSEE-MARTIN					
11/15/08	GEORGIA					
11/29/08	at Alabama					

2008 — *Second Team Preseason Media All-SEC ... Second Team Preseason Coaches' All-SEC ... Athlon Sports Preseason Third Team All-SEC ...* Started and finished tied for second most tackles on team in season opener vs. Louisiana-Monroe ... Had six stops, three solo, with one pass break-up ... Led team with career-high eight tackles, six solo, vs. Southern Miss ... Had one INT, first of season, and a QB hurry vs. USM ... Broke up one pass and had four solo tackles at Mississippi State ... Registered four tackles, three solo, with one PBU vs. LSU ... Had three tackles, one solo, vs. Tennessee ... Has at least one PBU in four of last six games dating back to 2007 ... Currently tied for ninth in SEC in passes defended per game (0.80).

POWERS' CAREER DEFENSIVE STATS

YEAR	G/GS	TT	UT	AT	TFL-YDS	QBS-YDS	FF/FR	PD	I/YDS
2006	13/0	26	20	6	1.0-2	0.0-0	0/1	4	0/0
2007	13/13	63	47	16	4.0-9	0.0-0	0/1	8	4/35
2008	5/5	25	17	8	0.0-0	0.0-0	0/0	3	1/0
Totals	31/18	114	84	30	5.0-11	0.0-0	0/2	15	5/35

POWERS' CAREER GAME HIGH STATS

	No.	Opponent	Date
Tackles	8	Southern Miss	9/6/08
Interceptions	1	5x (last vs. Southern Miss)	9/6/08

POWERS' GAME-BY-GAME STATS

DATE	OPPONENT	TT	UT	AT	PD	INT-YDS
9/2/06	WASHINGTON STATE	1	1	0	0	0-0
9/9/06	at Mississippi State	1	1	0	0	0-0
9/16/06	LSU	4	4	0	0	0-0
9/23/06	BUFFALO	1	0	1	0	0-0
9/28/06	at South Carolina	4	3	1	1	0-0
10/7/06	ARKANSAS	0	0	0	0	0-0
10/14/06	FLORIDA	1	1	0	0	0-0
10/21/06	TULANE	4	3	1	1	0-0
10/28/06	at Ole Miss	1	1	0	0	0-0
11/4/06	ARKANSAS STATE	2	2	0	1	0-0
11/11/06	GEORGIA	3	1	2	0	0-0
11/18/06	at Alabama	3	3	0	0	0-0
11/1/07	vs. Nebraska (Cotton)	1	0	1	1	0-0

DATE	OPPONENT	TT	UT	AT	PD	INT-YDS
9/1/07	* KANSAS STATE	5	4	1	2	0-0
9/8/07	* SOUTH FLORIDA	6	5	1	0	0-0
9/15/07	* MISSISSIPPI STATE	5	2	3	1	0-0
9/22/07	* NEW MEXICO STATE	6	3	3	0	0-0
9/29/07	* at Florida	7	4	3	1	0-0
10/6/07	* VANDERBILT	0	0	0	0	0-0
10/13/07	* at Arkansas	4	4	0	0	1-3
10/20/07	* at LSU	6	5	1	0	0-0
10/27/07	* OLE MISS	3	2	1	0	0-0
11/3/07	* TENNESSEE TECH	5	5	0	0	1-12
11/10/07	* at Georgia	4	4	0	0	1-20
11/24/07	* ALABAMA	6	4	2	0	1-0
12/31/07	* vs. Clemson (Chick-fil-A)	6	5	1	1	0-0

2008 Auburn Football Player Sketches

DATE	OPPONENT	TT	UT	AT	PD	INT-YDS
8/30/08	* LOUISIANA-MONROE	6	3	3	1	0-0
9/6/08	* SOUTHERN MISS	8	6	2	0	1-0
9/13/08	* MISSISSIPPI STATE	4	4	0	1	0-0
9/20/08	* LSU	4	3	1	1	0-0
9/27/08	* TENNESSEE	3	1	2	0	0-0
10/4/08	at Vanderbilt					
10/11/08	ARKANSAS					
10/23/08	at West Virginia					
11/1/08	at Ole Miss					
11/8/08	TENNESSEE-MARTIN					
11/15/08	GEORGIA					
11/29/08	at Alabama					



CHAZ #76
RAMSEY OL
 6-4 · 282 · So. · 1L
 Madison, Miss. (Madison)
 Undecided

2008 — Phil Steele's Preseason Honorable Mention All-SEC ... Has not played due to back surgery.

RYAN #50
PUGH OL
 6-4 · 278 · So. · 1L
 Hoover, Ala. (Hoover)
 Undecided

2008 — Has started every game this season In season opener vs. Louisiana-Monroe, grading at 88 percent on 74 snaps with three cockroach blocks, two pancake blocks and six rodeo blocks ... Graded at 89 percent overall on 76 snaps vs. Southern Miss ... Started at center and had 16 rodeo blocks, four cockroach blocks and one pancake blocks vs. USM ... Started second game at center, grading 88 percent overall on 75 snaps vs. Mississippi State ... Had 4.5 pancake blocks and 10 rodeo blocks vs. MSU ... Graded at 91 percent on 70 snaps vs. LSU with 10 rodeo, one cockroach and one pancake block vs. LSU ... Has 42 rodeo blocks, eight cockroach blocks and 8.5 pancake blocks for the season.



JAKE #91
RICKS DL
 6-4 · 300 · Jr. · 2L
 Muscle Shoals, Ala. (Colbert County)
 Criminology

2008 — Registered two tackles, including one tackle for loss (minus 4 yards) in season opener vs. Louisiana-Monroe ... Saw playing time vs. Southern Miss but did not record a tackle ... Limited playing time vs. Mississippi State and LSU ... Recovered a fumble in the end zone for a touchdown in 14-12 win vs. Tennessee.

SPENCER #39
PYBUS LB
 6-0 · 207 · Fr. · HS
 Dothan, Ala. (Northview)
 Undecided

2008 — Has played in every game this season Had one solo tackle and one fumble recovery in first collegiate game vs. Louisiana-Monroe ... Had a QB hurry vs. LSU ... Logged significant time vs. Tennessee, recording three tackles with one solo stop.

PYBUS' CAREER DEFENSIVE STATS

YEAR	G/GS	TT	UT	AT	TFL-YDS	QBS-YDS	FF/FR	PD	I/YDS
2008	5/0	4	2	2	0.0-0	0.0-0	0/1	0	0-0

PYBUS' GAME-BY-GAME STATS

DATE	OPPONENT	TT	UT	AT	TFL-YDS	QBS-YDS
8/30/08	LOUISIANA-MONROE	1	1	0	0.0-0	0.0-0
9/6/08	SOUTHERN MISS	0	0	0	0.0-0	0.0-0
9/13/08	MISSISSIPPI STATE	0	0	0	0.0-0	0.0-0
9/20/08	LSU	0	0	0	0.0-0	0.0-0
9/27/08	TENNESSEE	3	1	2	0.0-0	0.0-0
10/4/08	at Vanderbilt					
10/11/08	ARKANSAS					
10/23/08	at West Virginia					
11/1/08	at Ole Miss					
11/8/08	TENNESSEE-MARTIN					
11/15/08	GEORGIA					
11/29/08	at Alabama					

RICKS' CAREER DEFENSIVE STATS

YEAR	G/GS	TT	UT	AT	TFL-YDS	QBS-YDS	FF/FR	PD	I/YDS
2006	6/0	1	0	1	0.5-2	0.0-0	0/1	0	0/0
2007	13/0	8	5	3	2.0-3	0.0-0	0/0	0	0/0
2008	5/0	2	1	1	1.0-4	0.0-0	0/1	0	0/0
Totals	24/0	11	6	5	3.5-9	0.0-0	0/2	0	0/0

RICKS' CAREER GAME HIGH STATS

	No.	Opponent	Date
Tackles	2	3x (last vs. ULM)	8/30/08
Tackles for loss	1.0	3x (last vs. ULM)	8/30/08

RICKS' GAME-BY-GAME STATS

DATE	OPPONENT	TT	UT	AT	TFL-YDS	QBS-YDS
9/1/07	KANSAS STATE	0	0	0	0.0-0	0.0-0
9/8/07	SOUTH FLORIDA	0	0	0	0.0-0	0.0-0
9/15/07	MISSISSIPPI STATE	2	2	0	1.0-2	0.0-0
9/22/07	NEW MEXICO STATE	0	0	0	0.0-0	0.0-0
9/29/07	at Florida	0	0	0	0.0-0	0.0-0
10/6/07	VANDERBILT	0	0	0	0.0-0	0.0-0
10/13/07	at Arkansas	2	1	1	0.0-0	0.0-0
10/20/07	at LSU	1	0	1	0.0-0	0.0-0
10/27/07	OLE MISS	1	0	1	0.0-0	0.0-0
11/3/07	TENNESSEE TECH	1	0	1	0.0-0	0.0-0
11/10/07	at Georgia	1	1	0	1.0-1	0.0-0
11/24/07	ALABAMA	0	0	0	0.0-0	0.0-0
12/31/07	vs. Clemson (Chick-fil-A)	0	0	0	0.0-0	0.0-0

DATE	OPPONENT	TT	UT	AT	TFL-YDS	QBS-YDS
8/30/08	LOUISIANA-MONROE	2	1	1	1.0-4	0.0-0
9/6/08	SOUTHERN MISS	0	0	0	0.0-0	0.0-0
9/13/08	MISSISSIPPI STATE	0	0	0	0.0-0	0.0-0
9/20/08	LSU	0	0	0	0.0-0	0.0-0
9/27/08	TENNESSEE	0	0	0	0.0-0	0.0-0
10/4/08	at Vanderbilt					
10/11/08	ARKANSAS					
10/23/08	at West Virginia					
11/1/08	at Ole Miss					
11/8/08	TENNESSEE-MARTIN					
11/15/08	GEORGIA					
11/29/08	at Alabama					

2008 Auburn Football Player Sketches



ROBERT #60
SHIVER DS
 6-3 · 222 · Sr. · 2L
 Thomasville, Ga. (Brookwood)
 Marketing

2008 — Has played in every game ... Deep snapper for field goals, PATs and punts.



RYAN #4
SHOEMAKER P
 6-0 · 187 · So. · 1L
 Birmingham, Ala. (Oak Mountain)
 Undecided

2008 — First Team Preseason Media All-SEC ... First Team Preseason Coaches' All-SEC ... Athlon's Preseason Second Team All-SEC ... Phil Steele's Preseason First Team All-SEC ... Against LSU, punted seven times for 35.4 average per kick ... Put two punts inside the 20 and had a long of 51 vs. LSU.

SHOEMAKER'S CAREER PUNTING STATS

YEAR	G	NO	YDS	AVG	IN20	LP/OPPONENT
2007	12	49	2080	42.4	16	62/New Mexico State
2008	1	7	248	35.4	2	51/LSU
Totals	13	56	2328	41.6	18	62/New Mexico State

SHOEMAKER'S CAREER GAME HIGH STATS

	No.	Opponent	Date
Punts	8	Clemson	12/31/07
IN 20	2	9x (last vs. LSU)	9/20/08

SHOEMAKER'S GAME-BY-GAME STATS

DATE	OPPONENT	NO	YDS	AVG	IN20	Long
9/1/07	KANSAS STATE	6	256	42.7	2	53
9/8/07	SOUTH FLORIDA	2	105	52.5	0	53
9/15/07	MISSISSIPPI STATE	DID NOT PLAY				
9/22/07	NEW MEXICO STATE	1	62	62.0	0	62
9/29/07	at Florida	5	225	45.0	2	54
10/6/07	VANDERBILT	5	208	41.6	2	54
10/13/07	at Arkansas	3	113	37.7	0	46
10/20/07	at LSU	5	210	42.0	2	53
10/27/07	OLE MISS	3	129	43.0	2	58
11/3/07	TENNESSEE TECH	4	208	52.0	2	64
11/10/07	at Georgia	3	119	44.2	0	44
11/24/07	ALABAMA	4	136	34.0	2	47
12/31/07	vs. Clemson (Chick-fil-A)	8	309	38.6	2	53

DATE	OPPONENT	NO	YDS	AVG	IN20	Long
8/30/08	LOUISIANA-MONROE	DID NOT PLAY				
9/6/08	SOUTHERN MISSISSIPPI	DID NOT PLAY				
9/13/08	at Mississippi State	DID NOT PLAY				
9/20/08	LSU	7	248	35.4	2	51
9/27/08	TENNESSEE	DID NOT PLAY				
10/4/08	at Vanderbilt					
10/11/08	ARKANSAS					
10/23/08	at West Virginia					
11/1/08	at Ole Miss					
11/8/08	TENNESSEE-MARTIN					
11/15/08	GEORGIA					
11/29/08	at Alabama					



MIKE #11
SLADE DB
 6-2 · 188 · RFr. · RS
 Tallahassee, Fla. (Lincoln)
 Undecided

2008 — Recorded three tackles in season opener vs. Louisiana-Monroe ... Saw action vs. Southern Miss but did not record a tackle ... Had one solo tackle at Mississippi State ... Played, but did not record a tackle vs. LSU and Tennessee.

SLADE' CAREER DEFENSIVE STATS

YEAR	G/GS	TT	UT	AT	TFL-YDS	QBS-YDS	FF/FR	PD	I/YDS
2008	5/0	4	1	3	0.0-0	0.0-0	0/0	0	0/0

SLADE' GAME-BY-GAME STATS

DATE	OPPONENT	TT	UT	AT	PD	INT-YDS
8/30/08	LOUISIANA-MONROE	3	0	3	0	0-0
9/6/08	SOUTHERN MISS	0	0	0	0	0-0
9/13/08	MISSISSIPPI STATE	1	1	0	0	0-0
9/20/08	LSU	0	0	0	0	0-0
9/27/08	TENNESSEE	0	0	0	0	0-0
10/4/08	at Vanderbilt					
10/11/08	ARKANSAS					
10/23/08	at West Virginia					
11/1/08	at Ole Miss					
11/8/08	TENNESSEE-MARTIN					
11/15/08	GEORGIA					
11/29/08	at Alabama					



CHRIS #23
SLAUGHTER WR
 6-3 · 179 · So. · 1L
 Fort Valley, Ga. (Peach County/Hargrave Prep)
 Undecided

2008 — Hauled in four catches for 13 yards with one touchdown in season opener vs. Louisiana-Monroe ... TD was first of career and came on 3-yard pass from Chris Todd.

SLAUGHTER'S CAREER RECEIVING STATS

YEAR	G/GS	NO	YDS	AVG	TD	LP/OPPONENT
2007	12/0	3	19	6.3	0	9/New Mexico State
2008	2/0	4	13	3.3	1	8/Louisiana-Monroe
Totals	14/0	7	32	4.6	1	9/New Mexico State

SLAUGHTER'S GAME-BY-GAME STATS

DATE	OPPONENT	REC	YDS	AVG	TD
8/30/08	LOUISIANA-MONROE	4	13	3.3	1
9/6/08	SOUTHERN MISS	DID NOT PLAY			
9/13/08	MISSISSIPPI STATE	DID NOT PLAY			
9/20/08	LSU	DID NOT PLAY			
9/27/08	TENNESSEE	0	0	0.0	0
10/4/08	at Vanderbilt				
10/11/08	ARKANSAS				
10/23/08	at West Virginia				
11/1/08	at Ole Miss				
11/8/08	TENNESSEE-MARTIN				
11/15/08	GEORGIA				
11/29/08	at Alabama				

2008 Auburn Football Player Sketches



ERIC SMITH #32
RB
 5-10 · 232 · Fr. · HS
 Seffner, Fla. (Armwood HS)
 Undecided

2008 — In first collegiate game, rushed nine times for 66 yards vs. Louisiana-Monroe ... Averaged 7.3 yards per carry vs. Warhawks with a long rush of 19 yards ... Earned first career start and had two rushes for eight yards vs. Southern Miss ... Saw limited time vs. Mississippi State and LSU ... Rushed twice for one yard vs. Tennessee.

SMITH'S CAREER RUSHING STATS

YEAR	G/GS	NO	YDS	AVG	TD	LP/OPPONENT
2008	5/1	13	75	5.8	0	19/Louisiana-Monroe

SMITH'S GAME-BY-GAME STATS

DATE	OPPONENT	ATT	YDS	Avg.	TD	TD Runs
8/30/08	LOUISIANA-MONROE	9	66	7.3	0	---
9/6/08	* SOUTHERN MISS	2	8	4.0	0	---
9/13/08	MISSISSIPPI STATE	0	0	0.0	0	---
9/20/08	LSU	0	0	0.0	0	---
9/27/08	TENNESSEE	2	1	0.5	0	---
10/4/08	at Vanderbilt					
10/11/08	ARKANSAS					
10/23/08	at West Virginia					
11/1/08	at Ole Miss					
11/8/08	TENNESSEE-MARTIN					
11/15/08	GEORGIA					
11/29/08	at Alabama					



RODGERIQUUS SMITH #80
WR
 6-0 · 194 · Sr. · 3L
 Snellville, Ga. (South Gwinnett)
 Business Administration

CAREER — Has caught a pass in 29 consecutive regular season games with two or more catches in 22 of last 29 ... Is 10th all-time at Auburn in receiving yards with 1,432 ... Is 14 yards shy of tying Ronney Daniels (1999-2000) for ninth with 1,446 yards ... Is tied for tied for eighth all-time in receptions with 99 ... Needs three catches to tie Greg Taylor (1987-90) for sixth with 102 ... Had streak of 28 consecutive starts snapped vs. Mississippi State.

2008 — *Phil Steele's Preseason Honorable Mention All-SEC* ... Caught a team-high five passes for 57 yards with a long of 33 yards in season opener vs. Louisiana-Monroe ... Had one grab for 21 yards against Southern Miss ... Hauled in two passes for eight yards in win at Mississippi State ... Did not start vs. MSU, snapping streak of 28 games dating back to 2006 ... Matched season-high of five catches for season-best 73 yards vs. LSU ... Caught two passes for seven yards vs. Tennessee.

SMITH'S CAREER RECEIVING STATS

YEAR	G/GS	NO	YDS	AVG	TD	LP/OPPONENT
2005	7/0	6	109	18.2	0	38/Mississippi State
2006	13/13	26	452	17.4	4	62/Mississippi State
2007	13/13	52	705	13.6	5	58/New Mexico State
2008	5/3	15	166	11.1	0	33/Louisiana-Monroe
Totals	38/29	99	1,432	14.5	9	62/Mississippi State

SMITH'S CAREER GAME HIGH STATS

	No.	Opponent	Date
Receptions	9	Florida	9/29/07
Rec. Yards	111	Ole Miss	10/27/07
Rec. TDs	2	New Mexico State	9/22/07

SMITH'S GAME-BY-GAME STATS

DATE	OPPONENT	REC	YDS	AVG	TD
9/3/05	GEORGIA TECH				DID NOT PLAY
9/10/05	MISSISSIPPI STATE	1	38	38.0	0
9/17/05	BALL STATE	2	21	10.5	0
9/24/05	W. KENTUCKY	2	30	15.0	0
10/1/05	SOUTH CAROLINA	1	20	20.0	0
10/15/05	at Arkansas	0	0	0.0	0
10/22/05	at LSU				DID NOT PLAY
10/29/05	OLE MISS	0	0	0.0	0
11/5/05	at Kentucky	0	0	0.0	0
11/12/05	at Georgia				DID NOT PLAY
11/19/05	ALABAMA				DID NOT PLAY
1/2/06	vs. Wisconsin (Capital One)				DID NOT PLAY

DATE	OPPONENT	REC	YDS	AVG	TD
9/2/06	* WASHINGTON STATE	2	47	23.5	0
9/9/06	* at Mississippi State	2	85	42.5	1
9/16/06	* LSU	1	17	17.0	0
9/23/06	* BUFFALO	1	14	14.0	0
9/28/06	* at South Carolina	2	37	18.5	0
10/7/06	* ARKANSAS	4	64	16.0	1
10/14/06	* FLORIDA	3	33	11.0	0
10/21/06	* TULANE	2	4	2.0	0
10/28/06	* at Ole Miss	4	46	11.5	1
11/4/06	* ARKANSAS STATE	1	16	16.0	0
11/11/06	* GEORGIA	1	34	34.0	1
11/18/06	* at Alabama	3	55	18.3	0
1/1/07	* vs. Nebraska (Cotton)	0	0	0.0	0

DATE	OPPONENT	REC	YDS	AVG	TD
9/1/07	* KANSAS STATE	1	55	55.0	0
9/8/07	* SOUTH FLORIDA	3	34	11.3	0
9/15/07	* MISSISSIPPI STATE	4	78	19.5	0
9/22/07	* NEW MEXICO STATE	3	86	28.7	2
9/29/07	* at Florida	9	102	11.3	0
10/6/07	* VANDERBILT	3	23	7.7	1
10/13/07	* at Arkansas	4	19	4.8	0
10/20/07	* at LSU	6	56	9.3	1
10/27/07	* OLE MISS	8	111	13.8	1
11/3/07	* TENNESSEE TECH	2	29	18.0	0
11/10/07	* at Georgia	2	21	10.5	0
11/24/07	* ALABAMA	3	46	15.3	0
12/31/07	* vs. Clemson (Chick-fil-A)	4	45	11.2	0

DATE	OPPONENT	REC	YDS	AVG	TD
8/30/08	* LOUISIANA-MONROE	5	57	11.4	0
9/6/08	* SOUTHERN MISS	1	21	21.0	0
9/13/08	MISSISSIPPI STATE	2	8	4.0	0
9/20/08	LSU	5	73	14.6	0
9/27/08	* TENNESSEE	2	7	3.5	0
10/4/08	at Vanderbilt				
10/11/08	ARKANSAS				
10/23/08	at West Virginia				
11/1/08	at Ole Miss				
11/8/08	TENNESSEE-MARTIN				
11/15/08	GEORGIA				
11/29/08	at Alabama				

2008 Auburn Football Player Sketches



CRAIG STEVENS #46
LB
 6-2 · 222 · So. · 1L
 Tallahassee, Fla. (Lincoln)
 Pre-Business

2008 — Started season opener vs. Louisiana-Monroe and recorded one pass break-up and three tackles, two solo ... Registered four tackles, three solo, and one fumble recovery against Southern Miss ... Returned fumble 6 yards ... Had four tackles, with three solo, in win at Mississippi State ... Had season-best five tackles, two solo, vs. LSU ... Broke up a pass and had three solo tackles, and one assisted stop, vs. Tennessee.

STEVENS' CAREER DEFENSIVE STATS

YEAR	G/GS	TT	UT	AT	TFL-YDS	QBS-YDS	FF/FR	PD	I/YDS
2006	3/0	6	3	3	1.0-1	0.0-0	0/0	0	0/0
2007	10/8	35	20	15	0.0-0	0.0-0	1/0	1	0/0
2008	5/5	20	13	7	0.0-0	0.0-0	0/1	2	0/0
Totals	18/13	61	36	25	1.0-1	0.0-0	1/1	3	0/0

STEVENS' CAREER GAME HIGH STATS

	No.	Opponent	Date
Tackles	6	2x (last vs. Arkansas)	10/13/07

STEVENS' GAME-BY-GAME STATS

DATE	OPPONENT	TT	UT	AT	TFL-YDS	QBS-YDS
9/1/07	KANSAS STATE	3	1	2	0.0-0	0-0
9/8/07	SOUTH FLORIDA	2	1	1	0.0-0	0-0
9/15/07	* MISSISSIPPI STATE	3	1	2	0.0-0	0-0
9/22/07	* NEW MEXICO STATE	6	3	3	0.0-0	0-0
9/29/07	* at Florida	4	2	2	0.0-0	0-0
10/6/07	* VANDERBILT	5	4	1	0.0-0	0-0
10/13/07	* at Arkansas	6	5	1	0.0-0	0-0
10/20/07	* at LSU	2	1	1	0.0-0	0-0
10/27/07	* OLE MISS	2	1	1	0.0-0	0-0
11/3/07	TENNESSEE TECH				DID NOT PLAY	
11/10/07	at Georgia				DID NOT PLAY	
11/24/07	ALABAMA				DID NOT PLAY	
12/31/07	* vs. Clemson (Chick-fil-A)	2	1	1	0.0-0	0-0

DATE	OPPONENT	TT	UT	AT	TFL-YDS	QBS-YDS
8/30/08	* LOUISIANA-MONROE	3	2	1	0.0-0	0.0-0
9/6/08	* SOUTHERN MISS	4	3	1	0.0-0	0.0-0
9/13/08	* MISSISSIPPI STATE	4	3	1	0.0-0	0.0-0
9/20/08	* LSU	5	2	3	0.0-0	0.0-0
9/27/08	* TENNESSEE	4	3	1	0.0-0	0.0-0
10/4/08	at Vanderbilt					
10/11/08	ARKANSAS					
10/23/08	at West Virginia					
11/1/08	at Ole Miss					
11/8/08	TENNESSEE-MARTIN					
11/15/08	GEORGIA					
11/29/08	at Alabama					



JAMES SWINTON #16
WR
 6-0 · 178 · Sr. · 2L
 Tucker, Ga. (Tucker)
 Public Administration

2008 — Earned first career start in season opener vs. Louisiana-Monroe ... Hauled in one pass for 4-yards vs. Warhawks ... Did not play vs. Southern Miss ... Limited play-

ing time vs. Mississippi State.

SWINTON'S CAREER RECEIVING STATS

YEAR	G/GS	NO	YDS	AVG	TD	LP/OPPONENT
2005	4/0	1	11	11.0	0	11/Ball State
2006	7/0	1	12	12.0	0	12/Buffalo
2007	9/0	1	16	16.0	0	16/Kansas State
2008	2/1	1	4	4.0	0	4/ULM
Totals	22/1	4	43	10.8	0	16/Kansas State

SWINTON'S CAREER GAME HIGH STATS

	No.	Opponent	Date
Receptions	1	4x (last vs. ULM)	8/30/08
Rec. Yards	16	Kansas State	9/1/07

SWINTON'S GAME-BY-GAME STATS

DATE	OPPONENT	REC	YDS	AVG	TD
8/30/08	* LOUISIANA-MONROE	1	4	4.0	0
9/6/08	SOUTHERN MISS				DID NOT PLAY
9/13/08	MISSISSIPPI STATE	0	0	0.0	0
9/20/08	LSU				DID NOT PLAY
9/27/08	TENNESSEE				DID NOT PLAY
10/4/08	at Vanderbilt				
10/11/08	ARKANSAS				
10/23/08	at West Virginia				
11/1/08	at Ole Miss				
11/8/08	TENNESSEE-MARTIN				
11/15/08	GEORGIA				
11/29/08	at Alabama				



BEN TATE #44
RB
 5-11 · 215 · Jr. · 2L
 Newark, Md. (Snow Hill)
 Criminology

CAREER — Four 100-yard rushing games, including one 150-yard rushing game (156 vs. Tulane, 2006) ... 33rd player in AU history to record 1,000 yards rushing ... 18th on career rushing list with 1,688 yards ... Needs 15 yards to tie Jimmy Sidle (1962-64) for 17th with 1,703 yards and 47 yards to tie Tommie Agee (1983-86) for 16th with 1,735 yards.

2008 — *Second Team Preseason Media All-SEC ... Second Team Preseason Coaches' All-SEC ... Athlon Sports Preseason Second Team All-SEC ... Phil Steele's Preseason Third Team All-SEC ... Named to Maxwell Award Preseason Watch List ...* Picked up fourth-career 100-yard rushing effort with 115 yards on 13 carries vs. Louisiana-Monroe ... Averaged 8.8 yards per carry and had a career-long run of 49 yards vs. Warhawks ... Recorded 122 yards total offense vs. Southern Miss ... Had 71 yards rushing on 15 carries and 51 yards receiving on three catches vs. USM ... Scored on 1-yard run vs. Golden Eagles ... Ran for a game-high 92 yards on 20 carries in win at Mississippi State ... Had long run of 39 yards late in fourth quarter to help AU run out clock vs. MSU ... Led team with 45 yards rushing on 19 carries with a TD vs. LSU ... TD run came from 1-yard out ... Ran for 70 yards on 19 carries and had one 4-yard catch vs. Tennessee.

TATE'S CAREER RUSHING STATS

YEAR	G/GS	NO	YDS	AVG	TD	LP/OPPONENT
2006	9/0	54	392	7.3	3	42/Buffalo
2007	13/7	202	903	4.5	8	44/Vanderbilt
2008	5/1	86	393	4.6	2	49/Louisiana-Monroe
Totals	27/8	342	1,688	4.9	13	49/Louisiana-Monroe

2008 Auburn Football Player Sketches

TATE'S CAREER GAME HIGH STATS

	No.	Opponent	Date
Rush Attempts	26	Tulane	10/21/06
Rush Yards	156	Tulane	10/21/06
Rush TDs	2	Buffalo	9/23/06

TATE'S GAME-BY-GAME RUSHING STATS

DATE	OPPONENT	ATT	YDS	Avg.	TD	TD Runs
9/2/06	WASHINGTON STATE	0	0	0.0	0	--
9/9/06	at Mississippi State	4	1	0.3	0	--
9/16/06	LSU			DID NOT PLAY		
9/23/06	BUFFALO	7	114	16.3	2	42, 28
9/28/06	at South Carolina			DID NOT PLAY		
10/7/06	ARKANSAS			DID NOT PLAY		
10/14/06	FLORIDA			DID NOT PLAY		
10/21/06	TULANE	26	156	6.0	1	1
10/28/06	at Ole Miss	0	0	0.0	0	--
11/4/06	ARKANSAS STATE	11	93	8.5	0	--
11/11/06	GEORGIA	2	5	2.5	0	--
11/18/06	at Alabama	0	0	0.0	0	--
1/1/07	vs. Nebraska (Cotton)	4	23	5.8	0	--

DATE	OPPONENT	ATT	YDS	Avg.	TD	TD Runs
9/1/07	* KANSAS STATE	23	82	3.6	0	--
9/8/07	* SOUTH FLORIDA	14	61	4.4	0	--
9/15/07	* MISSISSIPPI STATE	15	91	6.1	1	28
9/22/07	* NEW MEXICO STATE	21	111	5.3	1	2
9/29/07	* at Florida	20	65	3.3	1	3
10/6/07	* VANDERBILT	9	96	10.7	1	4
10/13/07	at Arkansas	23	91	4.0	0	--
10/20/07	* at LSU	10	17	1.7	0	--
10/27/07	OLE MISS	15	72	4.8	0	--
11/3/07	* TENNESSEE TECH	14	35	2.5	1	2
11/10/07	at Georgia	13	58	4.5	1	7
11/24/07	ALABAMA	11	77	7.0	1	3
12/31/07	vs. Clemson (Chick-fil-A)	14	47	3.4	1	1

DATE	OPPONENT	ATT	YDS	Avg.	TD	TD Runs
8/30/08	LOUISIANA-MONROE	13	115	8.8	0	---
9/6/08	SOUTHERN MISS	15	71	4.7	1	1
9/13/08	MISSISSIPPI STATE	20	92	4.6	0	---
9/20/08	LSU	19	45	2.4	1	1
9/27/08	* TENNESSEE	19	70	3.7	0	---
10/4/08	at Vanderbilt					
10/11/08	ARKANSAS					
10/23/08	at West Virginia					
11/1/08	at Ole Miss					
11/8/08	TENNESSEE-MARTIN					
11/15/08	GEORGIA					
11/29/08	at Alabama					



NEIKO #15
THORPE DB
 6-2 · 171 · Fr. · HS
 Tucker, Ga. (HS)
 Undecided

2008 — In first collegiate action, led Tigers with seven tackles including five solo vs. Louisiana-Monroe ... Also broke up two passes vs. Warhawks ... Forced a fumble and had one solo tackle vs. Southern Miss ... Had two solo tackles vs. LSU ... Recorded four total tackles, three solo, against Tennessee.

THORPE' CAREER DEFENSIVE STATS

YEAR	G/GS	TT	UT	AT	TFL-YDS	QBS-YDS	FF/FR	PD	I/YDS
2008	5/0	10	8	2	0.0-0	0.0-0	1/0	2	0/0

THORPE'S GAME-BY-GAME STATS

DATE	OPPONENT	TT	UT	AT	PD	INT-YDS
8/30/08	LOUISIANA-MONROE	7	5	2	2	0-0
9/6/08	SOUTHERN MISS	1	1	0	0	0-0
9/13/08	MISSISSIPPI STATE	0	0	0	0	0-0
9/20/08	LSU	2	2	0	0	0-0
9/27/08	TENNESSEE	4	3	1	0	0-0
10/4/08	at Vanderbilt					
10/11/08	ARKANSAS					
10/23/08	at West Virginia					
11/1/08	at Ole Miss					
11/8/08	TENNESSEE-MARTIN					
11/15/08	GEORGIA					
11/29/08	at Alabama					



CHRIS #12
TODD QB
 6-4 · 219 · Jr. · TR
 Elizabethtown, Ky (Elizabethtown/Hutchinson CC)
 Business Finance

2008 — Threw for a team-high 70 yards on 9-of-18 passing in first game of season vs. Louisiana-Monroe ... Threw for only passing touchdown of the game, connecting with Chris Slaughter on a 3-yard scoring strike vs. Warhawks ... Had long completion of 33 yards vs. ULM ... Earned first start and threw for 248 yards vs. Southern Miss ... Completed 21-of-31 passes (68 percent) with a long of 27 yards vs. Golden Eagles ... Hit 14-of-26 passes for 154 yards in win on the road vs. Mississippi State ... Threw for 250 yards on 17-of-32 (53 percent) passing with a TD vs. LSU ... TD pass came on 15-yard connection with Robert Dunn Completed 14-of-23 passes (60.1) for 93 yards with one TD vs. Tennessee TD pass was from 18 yards out to Robert Dunn ... Currently seventh in SEC in passing yards per game (163.0), 10th in pass efficiency (111.0) and eighth in total offense (157.6 ypg).

TODD'S CAREER PASSING STATS

YEAR	G/GS	CMP	ATT	PCT	YDS	INT	TD	LP/OPPONENT
2008	5/4	75	130	57.7	815	4	3	58/LSU

TODD'S GAME-BY-GAME STATS

DATE	OPPONENT	CMP	ATT	YDS	INT	TD
8/30/08	LOUISIANA-MONROE	9	18	70	1	1
9/6/08	* SOUTHERN MISS	21	31	248	0	0
9/13/08	* MISSISSIPPI STATE	14	26	154	0	0
9/20/08	* LSU	17	32	250	2	1
9/27/08	* TENNESSEE	14	23	93	1	1
10/4/08	at Vanderbilt					
10/11/08	ARKANSAS					
10/23/08	at West Virginia					
11/1/08	at Ole Miss					
11/8/08	TENNESSEE-MARTIN					
11/15/08	GEORGIA					
11/29/08	at Alabama					



TOMMY #5
TROTT TE
 6-5 · 242 · Jr. · 2L
 Montgomery, Ala. (Trinity Presbyterian)
 Public Administration

2008 — Started at tight end in season opener vs. Louisiana-Monroe but did not have a reception vs. Warhawks ... Hauled in three passes for 44 yards vs. Southern Miss ... Tied career-high with three catches (19 yards) vs. Tennessee.

2008 Auburn Football Player Sketches

TROTT'S CAREER RECEIVING STATS

YEAR	G/GS	NO	YDS	AVG	TD	LP/OPPONENT
2006	2/0	0	0	0.0	0	-
2006	13/9	10	94	9.4	2	27/Tulane
2007	13/2	4	35	8.8	0	16/Vanderbilt
2008	5/5	6	63	10.5	0	24/Southern Miss
Totals	33/16	20	192	9.6	2	27/Tulane

TROTT'S CAREER GAME HIGH STATS

	No.	Opponent	Date
Receptions	3	3x (last vs. Tennessee)	9/27/08
Rec. Yards	44	Southern Miss	9/6/08
Rec. TDs	1	2x (last vs. Tulane)	10/21/06

TROTT'S GAME-BY-GAME STATS

DATE	OPPONENT	REC	YDS	AVG	TD
9/2/06	WASHINGTON STATE	0	0	0.0	0
9/9/06	at Mississippi State	0	0	0.0	0
9/16/06	LSU	1	2	2.0	0
9/23/06	* BUFFALO	0	0	0.0	0
9/28/06	* at South Carolina	3	31	10.3	1
10/7/06	* ARKANSAS	2	-1	-2.0	0
10/14/06	* FLORIDA	1	14	14.0	0
10/21/06	* TULANE	1	27	27.0	1
10/28/06	* at Ole Miss	2	21	10.5	0
11/4/06	* ARKANSAS STATE	0	0	0.0	0
11/11/06	* GEORGIA	0	0	0.0	0
11/18/06	* at Alabama	0	0	0.0	0
1/1/07	* vs. Nebraska (Cotton)	0	0	0.0	0

DATE	OPPONENT	REC	YDS	AVG	TD
9/1/07	* KANSAS STATE	1	8	8.0	0
9/8/07	SOUTH FLORIDA	0	0	0.0	0
9/15/07	MISSISSIPPI STATE	0	0	0.0	0
9/22/07	NEW MEXICO STATE	0	0	0.0	0
9/29/07	at Florida	0	0	0.0	0
10/6/07	VANDERBILT	1	16	16.0	0
10/13/07	at Arkansas	0	0	0.0	0
10/20/07	at LSU	0	0	0.0	0
10/27/07	* OLE MISS	0	0	0.0	0
11/3/07	TENNESSEE TECH	1	9	9.0	0
11/10/07	at Georgia	0	0	0.0	0
11/24/07	ALABAMA	0	0	0.0	0
12/31/07	vs. Clemson (Chick-fil-A)	1	4	4.0	0

DATE	OPPONENT	REC	YDS	AVG	TD
8/30/08	* LOUISIANA-MONROE	0	0	0.0	0
9/6/08	* SOUTHERN MISS	3	44	14.7	0
9/13/08	* MISSISSIPPI STATE	0	0	0.0	0
9/20/08	* LSU	0	0	0.0	0
9/27/08	* TENNESSEE	3	19	6.3	0
10/4/08	at Vanderbilt				
10/11/08	ARKANSAS				
10/23/08	at West Virginia				
11/1/08	at Ole Miss				
11/8/08	TENNESSEE-MARTIN				
11/15/08	GEORGIA				
11/29/08	at Alabama				



TERRELL #81
ZACHERY WR
 6-1 · 210 · So. · SQ
 Wadley, Ala. (Wadley)
 Undecided

SPRING 2008 — Named the Most Improved Skill Player by the coaching staff following spring drills.

2008 — Saw playing time vs. Louisiana-Monroe in opener, but did not have a reception ... Had one catch for 17 yards vs. Southern Miss.

ZACHERY'S CAREER RECEIVING STATS

YEAR	G/GS	NO	YDS	AVG	TD	LP/OPPONENT
2008	5/0	1	17	17.0	0	17/Southern Miss



LEE #73
ZIEMBA OL
 6-8 · 290 · So. · 1L
 Rogers, Ark. (Rogers)
 Undecided

Career — Has started 18 consecutive games on the offensive line.

2008 — *Second Team Preseason Media All-SEC ... Second Team Preseason Coaches' All-SEC ... Phil Steele's Preseason Second Team All-SEC ...* Started at left tackle in season opener vs. Louisiana-Monroe, grading at 91 percent on 61 plays ... Played 74 snaps vs. Southern Miss, grading at 92 percent ... Had nine cockroach blocks, three pancake blocks and 12 rodeo blocks vs. Southern Miss ... Graded 83 percent overall on 77 snaps vs. Mississippi State ... Had 12 rodeo blocks, five cockroach blocks and six pancake blocks vs. MSU ... Graded at 75 percent overall on 71 snaps vs. LSU with nine rodeo, two cockroach and half a pancake blocks ... Has 21 cockroach blocks, 9.5 pancake blocks and 41 rodeo blocks on the season.



JONATHAN #17
VICKERS DB
 6-2 · 208 · Sr. · 2L
 Athens, Ala. (Athens)
 Elementary Education

2008 — Saw limited action against Louisiana-Monroe in season opener and against Southern Miss and Mississippi State ... Saw playing time vs. LSU and Tennessee.

Auburn Career Records Update

Punt Returns

Player	Seasons	Avg	Yards	Ret
1. Thomas Bailey	1991-94	9.4	1170	125
2. Trey Gainous	1983-86	9.1	951	105
3. Shane Wasden	1988-90	8.7	717	82
4. Tre Smith	2002-06	8.4	644	77
5. Robert Dunn	2005-pres.	9.6	650	68
6. Roderick Hood	2000-02	11.2	571	51
7. Mike Fuller	1973-74	17.7	883	50
8. Robert Baker	1995-96	9.7	463	48
9. Joe Cribbs	1976-79	7.6	328	43
Clifton Robinson	1997-00	7.1	307	43

Punt Return Yardage

Player	Seasons	Ret	Avg	Yards
1. Thomas Bailey	1991-94	125	9.4	1170
2. Trey Gainous	1983-86	105	9.1	951
3. Mike Fuller	1973-74	50	17.7	883
4. Shane Wasden	1988-90	82	8.7	717
5. Robert Dunn	2005-pres.	68	9.6	650
6. Tre Smith	2002-06	77	8.4	644
7. Roderick Hood	2000-02	51	11.2	571
8. Jimmy Carter	1965-67	38	12.4	473
9. Robert Baker	1995-96	48	9.7	463
10. Lionel James	1981-83	25	15.8	394

Kickoff Returns

Player	Seasons	Avg	Yards	Ret
1. Thomas Bailey	1991-94	20.5	1520	74
2. James Brooks	1977-80	25.4	1726	68
3. Robert Baker	1995-96	21.3	979	46
4. Markeith Cooper	1996-99	23.9	1077	45
5. Roderick Hood	2000-02	19.9	874	44
6. Tim Carter	1998-01	23.9	956	40
7. Devin Aromashodu	2002-05	22.6	860	38
8. Tristan Davis	2005-pres.	24.6	887	36
9. Brent Fullwood	1983-86	22.1	706	32
10. Carnell Williams	2001-04	21.0	609	29

Kickoff Return Yardage

Player	Seasons	Ret	Avg	Yards
1. James Brooks	1977-80	68	25.4	1726
2. Thomas Bailey	1991-94	74	20.5	1520
3. Markeith Cooper	1996-99	45	23.9	1077
4. Robert Baker	1995-96	46	21.3	979
5. Tim Carter	1998-01	40	23.9	956
6. Tristan Davis	2005-pres.	36	24.6	887
7. Roderick Hood	2000-02	44	19.9	874
8. Devin Aromashodu	2002-05	38	22.6	860
9. Brent Fullwood	1983-86	32	22.1	706
10. Rick Neel	1973-75	26	25.9	673

Kickoff Return Average (Min. 20 returns)

Player	Seasons	Ret	Yards	Avg
1. Rick Neel	1973-75	26	673	25.88
2. James Brooks	1977-80	68	1726	25.38
3. Tristan Davis	2005-pres.	36	887	24.64
4. Markeith Cooper	1996-99	45	1077	23.93
5. Tim Carter	1998-01	40	956	23.90
6. Joe Cribbs	1976-79	22	507	23.05
7. Devin Aromashodu	2002-05	38	860	22.63
8. Herbert Casey	1989-91	21	473	22.52
9. Mike Fuller	1973-74	21	472	22.48
10. Brent Fullwood	1983-86	32	706	22.06

Rushing Yardage

Player	Seasons	Att	Avg	Yards
1. Bo Jackson	1982-85	650	6.62	4303
2. Carnell Williams	2001-04	741	5.17	3831
3. James Brooks	1977-80	621	5.67	3523
4. Joe Cribbs	1976-79	657	5.13	3368
5. Stephen Davis	1993-95	488	5.76	2811

13. Secdrick McIntyre	1973-76	462	4.31	1992
14. Fob James	1952-55	317	6.03	1913
15. Phil Gargis	1973-76	456	4.13	1884
16. Tommie Agee	1983-86	356	4.87	1735
17. Jimmy Sidle	1962-64	326	5.22	1703
18. Ben Tate	2006-pres.	342	4.94	1688
19. Joe Childress	1953-55	321	5.19	1667
20. Curtis Kuykendall	1944-45	217	7.46	1619
21. Brad Lester	2004-pres.	333	4.73	1574
22. Rudi Johnson	2000	324	4.84	1567
23. Terry Henley	1970-72	343	4.47	1534
23. Tommy Lorino	1956-58	227	6.55	1486
25. Monk Gafford	1940-42	221	6.40	1414
26. Mitzi Jackson	1973-75	243	5.65	1373
27. William Andrews	1976-78	267	5.04	1347
28. Ed Dyas	1958-60	261	4.97	1298
29. Tom Bryan	1964-66	265	4.32	1144
30. George Peoples	1978-81	239	4.54	1085
31. Tucker Frederickson	1962-64	260	4.15	1079
32. Bobby Hoppe	1955-57	194	5.56	1078
33. Charlie Hataway	1951-53	282	3.74	1055

Rushing Touchdowns

Player	Seasons	Att	Yards	Avg	TD
1. Carnell Williams	2001-04	741	3831	5.17	45
2. Bo Jackson	1982-85	650	4303	6.62	43
3. Joe Cribbs	1976-79	657	3368	5.13	34
4. Stephen Davis	1993-95	488	2811	5.76	30
5. Ronnie Brown	2000-04	513	2707	5.28	29
6. Brent Fullwood	1983-86	390	2789	7.15	24
James Brooks	1977-80	621	3523	5.67	24
8. Reggie Ware	1984-87	231	768	3.32	23
9. Brad Lester	2004-pres.	326	1548	4.75	18
James Bostic	1991-93	396	2084	5.26	18
Pat Sullivan	1969-71	151	560	3.71	18
Fob James	1952-55	317	1913	6.03	18
Travis Tidwell	1946-49	440	1006	2.29	18

Receptions

Player	Seasons	Yards	Avg	Rec
1. Courtney Taylor	2003-06	2098	13.71	153
2. Karsten Bailey	1995-98	2174	14.49	150
3. Terry Beasley	1969-71	2507	17.78	141
4. Tyrone Goodson	1993-97	2283	16.79	136
5. Frank Sanders	1991-94	1998	16.51	121
6. Greg Taylor	1987-90	1217	11.93	102
7. Rodgeriqus Smith	2004-pres.	1432	14.46	99
Freddy Weygand	1984-88	1946	19.66	99
9. Ben Obomanu	2002-05	1313	13.54	97
10. Thomas Bailey	1991-94	1243	13.37	93
Lawyer Tillman	1985-88	1808	19.44	93
12. Clifton Robinson	1997-00	1167	12.82	91
13. Ronney Daniels	1999-00	1446	16.07	90
14. Freddie Hyatt	1965-67	1396	15.86	88
15. Willie Gosha	1993-96	1048	12.33	85

Auburn Career Records Update

Receiving Yardage

Player	Seasons	Rec	Yards
1. Terry Beasley.....	1969-71	141	2507
2. Tyrone Goodson.....	1993-97	136	2283
3. Karsten Bailey.....	1995-98	150	2174
4. Courtney Taylor.....	2003-06	153	2098
5. Frank Sanders.....	1991-94	121	1998
6. Freddy Weygand.....	1984-88	99	1946
7. Lawyer Tillman.....	1985-88	93	1808
8. Byron Franklin.....	1977-80	74	1573
9. Ronney Daniels.....	1999-00	90	1446
10. Rodgeriqus Smith.....	2004-pres.	99	1432
11. Freddie Hyatt.....	1965-67	88	1396
12. Devin Aromashodu.....	2002-05	71	1333
13. Alexander Wright.....	1986-89	56	1320
14. Ben Obomanu.....	2002-05	97	1313
15. Thomas Bailey.....	1991-94	93	1243
16. Greg Taylor.....	1987-90	102	1217
17. Clifton Robinson.....	1997-00	91	1167
18. Tim Christian.....	1966-68	78	1126
19. Willie Gosha.....	1993-96	85	1048
20. Marcel Willis.....	1999-02	81	1022
21. Jimmy Phillips.....	1955-57	52	1012

2008 Auburn Football Statistics

RECORD.....	OVERALL	HOME	AWAY	NEUTRAL
ALL GAMES	4-1	3-1	1-0	0-0
CONFERENCE	2-1	1-1	1-0	0-0
NON-CONFERENCE	2-0	2-0	0-0	0-0

DATE	OPPONENT	W/L	SCORE	ATTEND
08/30/2008	ULM	W	34-0	87,451
09/06/2008	SOUTHERN MISS	W	27-13	87,451
09/13/2008	at Mississippi State*	W	3-2	52,911
09/20/2008	LSU*	L	21-26	87,451
09/27/2008	TENNESSEE*	W	14-12	87,451

TEAM STATISTICS	AU	OPP
SCORING	99	53
Points Per Game	19.8	10.6
FIRST DOWNS	86	67
Rushing	41	25
Passing	38	37
Penalty	7	5
RUSHING YARDAGE	781	461
Yards gained rushing	912	591
Yards lost rushing	131	130
Rushing Attempts	206	158
Average Per Rush	3.8	2.9
Average Per Game	156.2	92.2
TDs Rushing	5	1
PASSING YARDAGE	866	769
Att-Comp-Int	148-83-5	166-85-4
Average Per Pass	5.9	4.6
Average Per Catch	10.4	9.0
Average Per Game	173.2	153.8
TDs Passing	3	5
TOTAL OFFENSE	1647	1230
Total Plays	354	324
Average Per Play	4.7	3.8
Average Per Game	329.4	246.0
KICK RETURNS: #-Yards	10-183	19-406
PUNT RETURNS: #-Yards	9-193	16-104
INT RETURNS: #-Yards	4-24	5-46
KICK RETURN AVERAGE	18.3	21.4
PUNT RETURN AVERAGE	21.4	6.5
INT RETURN AVERAGE	6.0	9.2
FUMBLES-LOST	10-6	11-4
PENALTIES-Yards	36-271	24-209
Average Per Game	54.2	41.8
PUNTS-Yards	36-1488	45-1822
Average Per Punt	41.3	40.5
Net punt average	37.3	34.0
TIME OF POSSESSION/Game	30:38	29:22
3RD-DOWN Conversions	22/75	11/76
3rd-Down Pct	29%	14%
4TH-DOWN Conversions	2/4	4/9
4th-Down Pct	50%	44%
SACKS BY-Yards	12-54	7-47
MISC YARDS	0	0
TOUCHDOWNS SCORED	12	6
FIELD GOALS-ATTEMPTS	5-9	4-9
ON-SIDE KICKS	0-0	1-1
RED-ZONE SCORES	12-18 67%	6-9 67%
RED-ZONE TOUCHDOWNS	8-18 44%	4-9 44%
PAT-ATTEMPTS	12-12 100%	3-3 100%
ATTENDANCE	349804	52911
Games/Avg Per Game	4/87451	1/52911
Neutral Site Games	0/0	

SCORE BY QUARTERS	1st	2nd	3rd	4th	Total
Auburn	21	41	20	17	99
Opponents	3	6	20	24	53

RUSHING	GP	Att	Gain	Loss	Net	Avg	TD	Long	Avg/G
Ben Tate5	86	427	34	393	4.6	2	49	78.6
Brad Lester4	42	183	9	174	4.1	1	15	43.5
Kodi Burns3	16	91	7	84	5.2	1	23	28.0
Eric Smith5	13	76	2	74	5.7	0	19	14.8
Mario Fannin5	8	54	0	54	6.8	0	19	10.8
Tristan Davis3	7	44	0	44	6.3	1	13	14.7
Robert Dunn5	3	6	7	-1	-0.3	0	6	-0.2
TEAM3	8	0	14	-14	-1.8	0	0	-4.7
Chris Todd5	23	31	58	-27	-1.2	0	8	-5.4
Total5	206	912	131	781	3.8	5	49	156.2
Opponents5	158	591	130	461	2.9	1	31	92.2

PASSING	G	Effic	Att-Cmp-Int	Pct	Yds	TD	Lng	Avg/G
Chris Todd5	111.82	75-130-4	57.7	815	3	58	163.0
Kodi Burns3	57.13	8-18-1	44.4	51	0	16	17.0
Robert Dunn5	0.00	0-0-0	0.0	0	0	0	0.0
Total5	105.16	83-148-5	56.1	866	3	58	173.2
Opponents5	95.24	85-166-4	51.2	769	5	39	153.8

RECEIVING	G	No.	Yds	Avg	TD	Long	Avg/G
Robert Dunn5	15	172	11.5	2	29	34.4
Rodgeriquis Smith5	15	166	11.1	0	33	33.2
Montez Billings4	12	140	11.7	0	31	35.0
Ben Tate5	8	67	8.4	0	27	13.4
Mario Fannin5	8	53	6.6	0	18	10.6
Tommy Trott5	6	63	10.5	0	24	12.6
Brad Lester4	6	21	3.5	0	13	5.2
Chris Slaughter2	4	13	3.2	1	8	6.5
Quindarius Carr5	3	42	14.0	0	28	8.4
Tim Hawthorne5	2	87	43.5	0	58	17.4
Tristan Davis3	1	20	20.0	0	20	6.7
Terrell Zachery5	1	17	17.0	0	17	3.4
James Swinton3	1	4	4.0	0	4	1.3
Eric Smith5	1	1	1.0	0	1	0.2
Total5	83	866	10.4	3	58	173.2
Opponents5	85	769	9.0	5	39	153.8

PUNT RETURNS	No.	Yds	Avg	TD	Long
Robert Dunn9	193	21.4	1	66
Total9	193	21.4	1	66
Opponents16	104	6.5	0	40

INTERCEPTIONS	No.	Yds	Avg	TD	Long
Jerraud Powers1	0	0.0	0	0
Gabe McKenzie1	24	24.0	1	24
Zac Etheridge1	0	0.0	0	0
Walter McFadden1	0	0.0	0	0
Total4	24	6.0	1	24
Opponents5	46	9.2	0	38

KICK RETURNS	No.	Yds	Avg	TD	Long
Tristan Davis5	89	17.8	0	35
Mario Fannin3	65	21.7	0	24
Ben Tate1	11	11.0	0	11
Philip Pierre-Louis1	18	18.0	0	18
Total10	183	18.3	0	35
Opponents19	406	21.4	0	38

FUMBLE RETURNS	No.	Yds	Avg	TD	Long
Michael Goggans1	9	9.0	1	9
Craig Stevens1	6	6.0	0	6
Jake Ricks0	0	0.0	1	0
Total2	15	7.5	2	9
Opponents0	0	0.0	0	0

2008 Auburn Football Statistics

SCORING	TD	FGs	PATs					Saf	Points
			Kick	Rush	Rcv	Pass	DXP		
Wes Byrum	.0	5-9	12-12	0-0	0	0-0	0	0	27
Robert Dunn	.3	0-0	0-0	0-0	0	0-0	0	0	18
Ben Tate	.2	0-0	0-0	0-0	0	0-0	0	0	12
Brad Lester	.1	0-0	0-0	0-0	0	0-0	0	0	6
Chris Slaughter	.1	0-0	0-0	0-0	0	0-0	0	0	6
Tristan Davis	.1	0-0	0-0	0-0	0	0-0	0	0	6
Jake Ricks	.1	0-0	0-0	0-0	0	0-0	0	0	6
Kodi Burns	.1	0-0	0-0	0-0	0	0-0	0	0	6
Gabe McKenzie	.1	0-0	0-0	0-0	0	0-0	0	0	6
Michael Goggans	.1	0-0	0-0	0-0	0	0-0	0	0	6
Total	.12	5-9	12-12	0-0	0	0-0	0	0	99
Opponents	.6	4-9	3-3	0-0	0	0-3	0	1	53

TOTAL OFFENSE	G	Plays	Rush	Pass	Total	Avg/G
Chris Todd	.5	153	-27	815	788	157.6
Ben Tate	.5	86	393	0	393	78.6
Brad Lester	.4	42	174	0	174	43.5
Kodi Burns	.3	34	84	51	135	45.0
Eric Smith	.5	13	74	0	74	14.8
Mario Fannin	.5	8	54	0	54	10.8
Tristan Davis	.3	7	44	0	44	14.7
Robert Dunn	.5	3	-1	0	-1	-0.2
TEAM	.3	8	-14	0	-14	-4.7
Total	.5	354	781	866	1647	329.4
Opponents	.5	324	461	769	1230	246.0

FIELD GOALS	FGM-FGA	Pct	01-19	20-29	30-39	40-49	50-99	Lg	Blk
Wes Byrum	5-9	55.6	1-1	1-2	2-4	0-1	1-1	52	0

FG SEQUENCE	Auburn	OPPONENTS
ULM	(33),32,(19)	39,45
Southern Miss	(52),(23)	44
Mississippi State	(35),42,22	38
LSU	(46), 50, (32)	-
Tennessee	35	(47), (35)

Numbers in (parentheses) indicate field goal was made.

PUNTING	No.	Yds	Avg	Long	TB	FC	I20	Blkd
Clinton Durst	.28	1223	43.7	58	2	6	9	1
Ryan Shoemaker	.7	248	35.4	51	0	1	2	0
TEAM	.1	17	17.0	17	0	0	0	0
Total	.36	1488	41.3	58	2	7	11	1
Opponents	.45	1822	40.5	59	5	13	13	0

KICKOFFS	No.	Yds	Avg	TB	OB	Retn	Net	YdLn
Morgan Hull	.14	862	61.6	2	1			
Wes Byrum	.9	578	64.2	0	1			
Total	.23	1440	62.6	2	2	406	43.2	26
Opponents	.14	879	62.8	4	0	183	44.0	26

ALL PURPOSE	G	Rush	Rec	PR	KOR	IR	Tot	Avg/G
Ben Tate	.5	393	67	0	11	0	471	94.2
Robert Dunn	.5	-1	172	193	0	0	364	72.8
Brad Lester	.4	174	21	0	0	0	195	48.8
Mario Fannin	.5	54	53	0	65	0	172	34.4
Rodgeriquis Smith	.5	0	166	0	0	0	166	33.2
Tristan Davis	.3	44	20	0	89	0	153	51.0
Montez Billings	.4	0	140	0	0	0	140	35.0
Tim Hawthorne	.5	0	87	0	0	0	87	17.4
Kodi Burns	.3	84	0	0	0	0	84	28.0
Eric Smith	.5	74	1	0	0	0	75	15.0
Tommy Trott	.5	0	63	0	0	0	63	12.6
Quindarius Carr	.5	0	42	0	0	0	42	8.4
Gabe McKenzie	.5	0	0	0	0	24	24	4.8
Philip Pierre-Louis	.1	0	0	0	18	0	18	18.0
Terrell Zachery	.5	0	17	0	0	0	17	3.4
Chris Slaughter	.2	0	13	0	0	0	13	6.5
James Swinton	.3	0	4	0	0	0	4	1.3
TEAM	.3	-14	0	0	0	0	-14	-4.7
Chris Todd	.5	-27	0	0	0	0	-27	-5.4
Total	.5	781	866	193	183	24	2047	409.4
Opponents	.5	461	769	104	406	46	1786	357.2

2008 Auburn Football Statistics

Defensive Statistics

DEFENSIVE LEADERS	GP	-----Tackles-----			TFL/Yds	-Sacks- No-Yards	-----Pass Def-----			----Fumbles----		Bikd Kick	Saf
		Solo	Ast	Total			Int-Yds	BrUp	QBH	Rcv-Yds	FF		
8 Jeraud Powers	.5	17	8	25	.	.	1-0	3	1
4 Zac Etheridge	.5	10	13	23	1.0-6	.	1-0	1
26 Mike McNeil	.5	13	8	21	2.0-7	1.0-4
46 Craig Stevens	.5	13	7	20	.	.	.	2	.	1-6	.	.	.
59 Chris Evans	.5	12	8	20	1.0-2	.	.	3
17 Josh Bynes	.5	9	11	20	1
10 Tray Blackmon	.4	12	7	19	2.0-4	2.0-4	.	.	1
94 S. Marks	.5	11	8	19	8.0-27	2.0-7	.	2	2
52 Antonio Coleman	.5	12	7	19	7.0-32	4.0-24	.	.	7	.	1	.	.
55 Merrill Johnson	.5	12	6	18	3.0-8	1.0-6	.	1	2	.	1	.	.
15 Neiko Thorpe	.5	11	3	14	.	.	.	2	.	.	1	.	.
49 Michael Goggans	.5	8	5	13	2.0-5	.	.	.	4	1-9	.	.	.
99 Tez Doolittle	.5	6	5	11	3.5-9	0.5-3	.	.	1
6 Walter McFadden	.5	9	1	10	1.0-5	.	1-0	4
93 Mike Blanc	.5	4	4	8	0.5-0	.	.	.	2
83 Gabe McKenzie	.5	4	3	7	0.5-1	.	1-24
45 Antoine Carter	.5	4	3	7	1.5-1	0.5-0	.	.	5
98 Zach Clayton	.4	6	.	6	3.0-10	1.0-6
56 Courtney Harden	.5	.	5	5	.	.	.	1
60 Robert Shiver	.5	3	2	5
25 D'Antoine Hood	.5	2	2	4
11 Mike Slade	.5	1	3	4
39 Spencer Pybus	.5	2	2	4	1	1-0	.	.	.
20 Drew Cole	.4	1	2	3
89 Darvin Adams	.5	1	1	2
91 Jake Ricks	.5	1	1	2	1.0-4	1-0	.	.	.
32 Eric Smith	.5	1	.	1
3 Robert Dunn	.5	1	.	1
50 Ryan Pugh	.5	1	.	1
31 Adam Herring	.5	1	.	1
5 Tommy Trott	.5	1	.	1
80 R. Smith	.5	1	.	1
44 Ben Tate	.5	.	1	1
18 Kodi Burns	.3	1	.	1
Total	.5	191	126	317	37-121	12-54	4-24	19	27	4-15	3	.	.
Opponents	.5	211	134	345	36.0-123	7-47	5-46	15	35	6-0	6	1	1

Special Teams Tackles

SPECIAL TEAMS	-----Tackles-----		
	Solo	Ast	Total
60 Robert Shiver	3	2	5
15 Neiko Thorpe	3	1	4
8 Jeraud Powers	2	2	4
52 Antonio Coleman	2	1	3
55 Merrill Johnson	2	1	3
20 Drew Cole	1	2	3
11 Mike Slade	1	1	2
39 Spencer Pybus	1	1	2
59 Chris Evans	1	1	2
89 Darvin Adams	1	1	2
56 Courtney Harden	0	2	2
6 Walter McFadden	1	0	1
25 D'Antoine Hood	1	0	1
26 Mike McNeil	1	0	1
31 Adam Herring	1	0	1
32 Eric Smith	1	0	1
50 Ryan Pugh	1	0	1
4 Zac Etheridge	0	1	1
10 Tray Blackmon	0	1	1
44 Ben Tate	0	1	1

2008 Scoring Summaries

Plays	Yards	TOP	Qtr	Scoring Play
LOUISIANA-MONROE				
--	--	--	1	M. Goggans 9-yard fumble recovery
--	--	--	1	R. Dunn 66-yard punt return
8	63	2:14	2	W. Byrum 33-yard field goal
3	30	0:52	3	B. Lester 3-yard run
12	77	4:15	3	W. Byrum 19-yard field goal
8	78	3:11	4	C. Slaughter 3-yard pass from C. Todd
SOUTHERN MISS				
6	26	2:04	2	B. Tate 1-yard run
7	76	2:34	2	T. Davis 13-yard run
4	-2	0:46	3	W. Byrum 52-yard field goal
12	75	3:17	3	K. Burns 1-yard run
10	70	4:42	4	W. Byrum 23-yard field goal
MISSISSIPPI STATE				
8	39	3:14	2	W. Byrum 35-yard field goal
LSU				
8	69	2:46	2	B. Tate 1-yard run
--	--	--	2	G. McKenzie 24-yard interception return
5	74	1:47	4	R. Dunn 15-yard pass from C. Todd
TENNESSEE				
11	69	5:44	1	R. Dunn 18-yard pass from C. Todd
--	--	--	2	J. Ricks 0-yard fumble recovery

Average Scoring Drive: Plays: 7.8 Yards: 57.2 Time: 2:53

2008 Starting Lineups

Offense

	WR	TE	LT	LG	C	RG	RT	WR	WR	QB	TB
LOUISIANA-MONROE	R. Smith	Trott	Ziamba	Green	Bosley	Isom	Pugh	Douglas (RB)	Swinton	Burns	Lester
SOUTHERN MISS	R. Smith	Trott	Ziamba	Green	Pugh	Isom	Bosley	E. Smith (RB)	Billings	Todd	Lester
at Mississippi State	Fannin	Trott	Ziamba	Green	Pugh	Isom	Bosley	Dunn	Billings	Todd	Lester
LSU	Dunn	Trott	Ziamba	Green	Pugh	Isom	Bosley	Davis (RB)	Billings	Todd	Lester
TENNESSEE	R. Smith	Trott	Ziamba	Green	Pugh	Isom	Bosley	Dunn	Billings	Todd	Tate
at Vanderbilt											
ARKANSAS											
at West Virginia											
at Ole Miss											
UT-MARTIN											
GEORGIA											
at Alabama											

Defense

	LE	DT	NG	RE	LB	LB	LB	CB	SS	FS	CB
LOUISIANA-MONROE	Goggans	Marks	Blanc	Coleman	Stevens	Blackmon	Johnson	McFadden	McNeil	Etheridge	Powers
SOUTHERN MISS	Goggans	Marks	Blanc	Coleman	Stevens	Blackmon	Johnson	McFadden	McNeil	Etheridge	Powers
at Mississippi State	Goggans	Marks	Blanc	Coleman	Stevens	Blackmon	Evans	McFadden	McNeil	Etheridge	Powers
LSU	Goggans	Marks	Blanc	Coleman	Stevens	Blackmon	Johnson	McFadden	McNeil	Etheridge	Powers
TENNESSEE	Goggans	Marks	Doolittle	Coleman	Stevens	Bynes	Evans	McFadden	McNeil	Etheridge	Powers
at Vanderbilt											
ARKANSAS											
at West Virginia											
at Ole Miss											
UT-MARTIN											
GEORGIA											
at Alabama											

2008 Game-By-Game Team Statistics

Game	Score	First Downs		Rushing No-Yds-TD	Passing			Total Off. PI-Yds	Punts No-Avg	Fum. F/L	Penalties No-Yds	3rd Dns	Time of Poss
		Tot	Ru-Pa-Pe		C-A-I	Yds	TD						
Louisiana-Monroe at Auburn	0 34	12 19	3-8-1 16-3-0	30-84-0 46-321-1	20-38-0 13-27-1	136 85	0 1	68-220 73-406	11-39.3 7-43.4	2/2 0/0	4-20 7-55	2-18 5-15	31:09 28:51
Southern Miss at Auburn	13 27	20 22	4-14-2 5-15-2	27-37-0 41-132-3	33-50-2 21-34-1	268 248	2 0	77-305 75-380	8-40.0 5-44.2	4/1 5/3	8-76 6-53	1-14 4-12	29:40 30:20
at Mississippi State Auburn	2 3	6 14	1-4-1 9-5-0	30-38-0 45-161-0	10-25-1 14-26-0	78 154	0 0	55-116 71-315	10-38.1 8-40.2	1/0 3/3	4-23 12-94	0-14 3-16	27:47 32:13
LSU at Auburn	26 21	20 16	11-9-0 6-7-3	38-178-0 36-70-1	14-29-1 17-32-2	220 250	3 1	67-398 68-320	6-48.3 7-35.7	3/0 1/0	5-55 2-10	4-14 4-14	31:00 29:00
Tennessee at Auburn	12 14	9 15	6-2-1 5-8-2	33-124-1 38-97-0	8-24-0 18-29-1	67 129	0 1	57-191 67-226	10-39.9 9-43.7	1/1 1/0	3-35 9-59	4-16 6-18	27:15 32:45
at Vanderbilt Auburn													
Arkansas at Auburn													
at West Virginia Auburn													
at Ole Miss Auburn													
Tennessee-Martin at Auburn													
Georgia at Auburn													
at Alabama Auburn													

Miscellaneous Statistics

Average Time of Possession (by Quarter)

	<u>1</u>	<u>2</u>	<u>3</u>	<u>4</u>	<u>Total</u>
AUBURN	7:46	6:57	8:17	7:36	30:37
Opponent	7:13	8:02	6:42	7:23	29:22

Third Down Conversions (by Quarter)

	<u>1</u>	<u>2</u>	<u>3</u>	<u>4</u>	<u>Total</u>
AUBURN	7 of 19	4 of 17	5 of 20	6 of 19	22 of 75
<i>Pct.</i>	36.8	23.5	25.0	31.6	29.3
Opponents	3 of 17	2 of 22	4 of 17	2 of 20	11 of 76
<i>Pct.</i>	17.6	9.1	23.5	10.0	14.5

Third Down Conversions (by Yardage)

<u>Yards to go</u>	<u>1-3</u>	<u>4-6</u>	<u>7-10</u>	<u>11+</u>	<u>Total</u>
AUBURN	8 of 15	5 of 16	6 of 18	3 of 26	22 of 75
<i>Pct.</i>	53.3	31.3	33.3	11.5	29.3
Opponents	4 of 12	3 of 21	2 of 28	2 of 15	11 of 76
<i>Pct.</i>	33.3	14.3	7.1	13.3	14.5

Turnovers

Takeaways — 8, Giveaways — 11
 Difference — -3
 Points Off TOs — AU 28, Opp. 20
 Points Off TOs/Game — AU 5.6, Opp. 4.0

Kickoffs

Kickoffs — 23
 Hull — 14 KO, 2 TB, 1 OB
 Byrum — 9 KO, 0 TB, 1 OB
 Touchbacks — 2
 Out of Bounds — 2
 Opp. Returns — 19 for 406 yards (21.4)
 On-side kicks — 0-for-0

Red Zone

AU Scores/Times in Red Zone: 12/18 (.667)
 AU TDs/Times in Red Zone: 8/18 (.444)
 Scores (12): 8 TD, 4 FG
 Non-Scores (6): 3 Missed FG, 2 Fumbles, Downs
 Opp. Scores/Times in Red Zone: 6/9 (.667)
 Opp. TDs/Times in Red Zone: 4/9 (.444)
 Scores (6): 4 TD, 2 FG
 Non-Scores (3): 2 Missed FG, Downs

2008 Game-By-Game Individual Statistics

Rushing

<u>No.-Yds, TD</u>	<u>#18 Burns</u>	<u>#9 Davis</u>	<u>#27 Fannin</u>	<u>#1 Lester</u>	<u>#32 Smith</u>	<u>#44 Tate</u>	<u>#12 Todd</u>
LOUISIANA-MONROE	6-69, 0	DNP	2-21, 0	14-52, 1	9-66, 0	13-115, 0	2-(-2), 0
SOUTHERN MISS	2-(-1), 1	2-15, 1	1-3, 0	12-45, 0	2-8, 0	15-71, 1	2-(-11), 0
at Mississippi State	DNP	5-29, 0	1-12, 0	9-51, 0	0-0, 0	20-92, 0	7-(-19), 0
LSU	DNP	0-0, 0	0-0, 0	7-26, 0	0-0, 0	19-45, 1	10-(-1), 0
TENNESSEE	8-16, 0	DNP	4-18, 0	DNP	2-0, 0	19-70, 0	2-6, 0
at Vanderbilt							
ARKANSAS							
at West Virginia							
at Ole Miss							
TENNESSEE-MARTIN							
GEORGIA							
at Alabama							

Receiving

<u>No.-Yds, TD</u>	<u>#84 Billings</u>	<u>#3 Dunn</u>	<u>#27 Fannin</u>	<u>#13 Hawthorne</u>	<u>#23 Slaughter</u>	<u>#80 Smith</u>	<u>#5 Trott</u>
LOUISIANA-MONROE	DNP	0-0, 0	1-0, 0	0-0, 0	4-13, 1	5-57, 0	0-0, 0
SOUTHERN MISS	3-30, 0	2-21, 0	3-22, 0	0-0, 0	DNP	1-21, 0	3-44, 0
at Mississippi State	3-68, 0	3-37, 0	1-2, 0	0-0, 0	DNP	2-8, 0	0-0, 0
LSU	3-26, 0	4-60, 1	0-0, 0	2-87, 0	DNP	5-73, 0	0-0, 0
TENNESSEE	3-16, 0	6-54, 1	3-29, 0	0-0, 0	0-0, 0	2-7, 0	3-19, 0
at Vanderbilt							
ARKANSAS							
at West Virginia							
at Ole Miss							
TENNESSEE-MARTIN							
GEORGIA							
at Alabama							

<u>No.-Yds, TD</u>	<u>#85 Carr</u>	<u>#82 Swinton</u>	<u>#1 Lester</u>	<u>#44 Tate</u>
LOUISIANA-MONROE	1-6, 0	1-4, 0	0-0, 0	1-5, 0
SOUTHERN MISS	1-8, 0	DNP	2-13, 0	3-51, 0
at Mississippi State	1-28, 0	0-0, 0	2-6, 0	2-5, 0
LSU	0-0, 0	0-0, 0	2-2, 0	1-2, 0
TENNESSEE	0-0, 0	DNP	DNP	1-4, 0
at Vanderbilt				
ARKANSAS				
at West Virginia				
at Ole Miss				
TENNESSEE-MARTIN				
GEORGIA				
at Alabama				

Passing

<u>C-A-Yds-Int, TD</u>	<u>#18 Burns</u>	<u>#12 Todd</u>
LOUISIANA-MONROE	4-9-15-0, 0	9-18-70-1, 1
SOUTHERN MISS	0-3-0-1, 0	21-31-248-0, 0
at Mississippi State	DNP	14-26-154-0, 0
LSU	DNP	17-32-250-2, 1
TENNESSEE	4-6-36-0, 0	14-23-93-1, 1
at Vanderbilt		
ARKANSAS		
at West Virginia		
at Ole Miss		
TENNESSEE-MARTIN		
GEORGIA		
at Alabama		

Field Goals

<u>Made. (Missed)</u>	<u>#18 Byrum</u>
LOUISIANA-MONROE	33, (32), 19
SOUTHERN MISS	52, 23
at Mississippi State	35, (42), (22)
LSU	--
TENNESSEE	(35)
at Vanderbilt	
ARKANSAS	
at West Virginia	
at Ole Miss	
TENNESSEE-MARTIN	
GEORGIA	
at Alabama	

Punting

<u>No.-Avg. In 20</u>	<u>#21 Shoemaker</u>	<u>#97 Durst</u>
LOUISIANA-MONROE	DNP	7-43.4, 4
SOUTHERN MISS	DNP	5-44.2, 0
at Mississippi State	DNP	7-43.6, 3
LSU	7-35.4, 2	DNP
TENNESSEE	DNP	9-43.7, 2
at Vanderbilt		
ARKANSAS		
at West Virginia		
at Ole Miss		
TENNESSEE-MARTIN		
GEORGIA		
at Alabama		

2008 Game-By-Game Individual Statistics

Defensive Linemen

<u>Solo+Ast=Total</u>	<u>#93 Blanc</u>	<u>#98 Clayton</u>	<u>#52 Coleman</u>	<u>#49 Goggans</u>	<u>#94 Marks</u>	<u>#83 McKenzie</u>	<u>#91 Ricks</u>
LOUISIANA-MONROE	0+0=0	2+0=2	4+1=5	1+1=2	2+0=2	1+1=2	1+1=2
SOUTHERN MISS	2+2=4	1+0=1	2+4=6	4+0=4	3+1=4	2+0=2	0+0=0
at Mississippi State	2+1=3	2+0=2	1+0=1	2+1=3	3+1=4	1+1=2	0+0=0
LSU	0+0=0	1+0=1	2+1=3	1+0=1	3+4=7	0+1=1	0+0=0
TENNESSEE	0+1=1	DNP	3+1=4	0+3=3	0+2=2	0+0=0	0+0=0
at Vanderbilt							
ARKANSAS							
at West Virginia							
at Ole Miss							
TENNESSEE-MARTIN							
GEORGIA							
at Alabama							

Linebackers

<u>Solo+Ast=Total</u>	<u>#10 Blackmon</u>	<u>#17 Bynes</u>	<u>#59 Evans</u>	<u>#56 Harden</u>	<u>#55 Johnson</u>	<u>#46 Stevens</u>
LOUISIANA-MONROE	1+1=2	1+5=6	2+1=3	0+4=4	3+0=3	2+1=3
SOUTHERN MISS	2+1=3	0+1=1	1+3=4	0+1=1	2+4=6	3+1=4
at Mississippi State	5+1=6	2+0=2	3+0=3	0+0=0	1+0=1	3+1=4
LSU	4+4=8	0+0=0	3+2=5	0+0=0	4+1=5	2+3=5
TENNESSEE	DNP	6+5=11	3+2=5	0+0=0	2+1=3	3+1=4
at Vanderbilt						
ARKANSAS						
at West Virginia						
at Ole Miss						
TENNESSEE-MARTIN						
GEORGIA						
at Alabama						

Defensive Backs

<u>Solo+Ast=Total</u>	<u>#4 Etheridge</u>	<u>#25 Hood</u>	<u>#6 McFadden</u>	<u>#26 McNeil</u>	<u>#8 Powers</u>	<u>#15 Thorpe</u>
LOUISIANA-MONROE	2+1=3	1+2=3	0+0=0	0+0=0	3+3=6	5+2=7
SOUTHERN MISS	2+3=5	1+0=1	4+1=5	2+4=6	6+2=8	1+0=1
at Mississippi State	1+0=1	0+0=0	4+0=4	2+0=2	4+0=4	0+0=0
LSU	3+5=8	0+0=0	1+0=1	7+1=8	3+1=4	2+0=2
TENNESSEE	2+4=6	0+0=0	0+0=0	2+3=5	1+2=3	3+1=4
at Vanderbilt						
ARKANSAS						
at West Virginia						
at Ole Miss						
TENNESSEE-MARTIN						
GEORGIA						
at Alabama						

Others

<u>Solo+Ast=Total</u>	<u>#45 Carter</u>	<u>#20 Cole</u>	<u>#99 Doolittle</u>	<u>#39 Pybus</u>	<u>#11 Slade</u>
LOUISIANA-MONROE	1+1=2	0+2=2	2+1=3	1+0=1	0+3=3
SOUTHERN MISS	1+0=1	1+0=1	0+0=0	0+0=0	0+0=0
at Mississippi State	0+0=0	0+0=0	2+0=2	0+0=0	1+0=1
LSU	1+0=1	0+0=0	1+3=4	0+0=0	0+0=0
TENNESSEE	1+2=3	DNP	1+1=2	1+2=3	0+0=0
at Vanderbilt					
ARKANSAS					
at West Virginia					
at Ole Miss					
TENNESSEE-MARTIN					
GEORGIA					
at Alabama					

2008 Player Participation

Player	Pos.	2008 Games Played	2008 Starts	Career Games Played	Career Starts	Consec. Career Starts	Player	Pos.	2008 Games Played	2008 Starts	Career Games Played	Career Starts	Consec. Career Starts
Darvin Adams	WR	5	-	5	-	-	Eric Smith	RB	5	-	5	-	-
Harry Adams	DB	3	-	3	-	-	Rodgeriquis Smith	WR	5	3	38	29	1
Brian Anyadike	RB	-	-	2	-	-	Vance Smith	TE	5	-	5	-	-
Mike Berry	OL	5	-	11	3	-	Craig Stevens	LB	5	5	18	13	6
Montez Billings	WR	4	4	26	13	4	James Swinton	WR	3	1	24	1	-
Tray Blackmon	LB	4	4	19	17	-	Ben Tate	RB	5	1	27	8	1
Mike Blanc	DL	5	4	17	4	-	Patrick Tatum	P	-	-	7	-	-
Jason Bosley	OL	5	5	28	22	18	Christian Thompson	DB	5	-	5	-	-
Kodi Burns	QB	3	1	12	2	-	Neiko Thorpe	DB	5	-	5	-	-
Josh Bynes	LB	5	1	10	1	1	Jackson Timmerman	OL	1	-	2	-	-
Wes Byrum	K	5	-	18	-	-	Chris Todd	QB	5	4	5	4	4
Quindarius Carr	WR	5	-	5	-	-	Tommy Trott	TE	5	5	33	16	5
Antoine Carter	DE	5	-	18	-	-	Jonathan Vickers	DB	5	-	8	-	-
Neil Caudle	QB	1	-	2	-	-	Ryan Williams	DB	-	-	6	-	-
Wade Christopher	LB	-	-	2	-	-	Terrell Zachery	WR	5	-	6	-	-
Zach Clayton	DT	4	-	14	-	-	Lee Ziemba	OT	5	5	18	18	18
Drew Cole	DB	4	-	4	-	-							
Antonio Coleman	DE	5	5	31	12	5							
Jared Cooper	OL	1	-	1	-	-							
Clayton Crofoot	H	5	-	5	-	-							
John Cubelic	WR	-	-	1	-	-							
Tristan Davis	RB	3	1	30	3	1							
Tez Doolittle	DT	5	1	27	1	1							
John Douglas	RB	1	1	1	1	-							
Robert Dunn	WR	5	3	37	6	3							
Clinton Durst	P	4	-	4	-	-							
Bart Eddins	OL	5	-	8	-	-							
Zac Etheridge	SS	5	5	20	17	8							
Chris Evans	LB	5	2	34	11	1							
Mario Fannin	RB	5	1	21	3	-							
Michael Goggans	DE	5	5	18	5	5							
Tyronne Green	OL	5	5	35	18	18							
Courtney Harden	LB	5	-	39	-	-							
Ryan Hastie	RB	1	-	1	-	-							
Tim Hawthorne	WR	5	-	18	3	-							
Adam Herring	LB	5	-	5	-	-							
D'Antoine Hood	DB	5	-	5	-	-							
Morgan Hull	K	4	-	6	-	-							
Byron Isom	OL	5	5	8	5	5							
Merrill Johnson	LB	5	3	38	13	-							
Brad Lester	RB	4	4	34	12	-							
Sen'Derrick Marks	DE	5	5	34	31	31							
Andrew McCain	OL	5	-	20	-	-							
Walter McFadden	DB	5	5	29	5	5							
Gabe McKenzie	TE	5	-	31	-	-							
Mike McNeil	DB	5	5	18	5	5							
Philip Pierre-Louis	WR	1	-	1	-	-							
Jerraud Powers	DB	5	5	31	18	18							
Ryan Pugh	OL	5	5	13	12	8							
Spencer Pybus	LB	5	-	5	-	-							
Chaz Ramsey	OL	-	-	10	10	10							
Jake Ricks	DT	5	-	24	-	-							
Aairon Savage	FS	-	-	19	15	-							
Jomarcus Savage	DL	1	-	1	-	-							
Robert Shiver	DS	5	-	31	-	-							
Ryan Shoemaker	P	1	-	13	-	-							
Mike Slade	DB	5	-	5	-	-							
Chris Slaughter	WR	2	-	14	-	-							
Brent Slusher	LB	-	-	2	-	-							

Top Ten Career Games Played (Active)

1. Courtney Harden 39
2. Merrill Johnson 38
3. Rodgeriquis Smith 38
4. Robert Dunn 37
5. Tyronne Green 35
6. Chris Evans 34
7. Brad Lester 34
8. Sen'Derrick Marks 34
9. Tommy Trott 33
10. Antonio Coleman 31
11. Gabe McKenzie 31
12. Jerraud Powers 31
13. Robert Shiver 30

Top Ten Career Games Started (Active)

1. Sen'Derrick Marks 31
2. Rodgeriquis Smith 29
3. Jason Bosley 22
4. Tyronne Green 18
5. Jerraud Powers 18
6. Lee Ziemba 18
7. Tray Blackmon 17
8. Zac Etheridge 17
9. Tommy Trott 16
10. Aairon Savage 15

Top Five Consecutive Starts (Active)

1. Sen'Derrick Marks 31
2. Jason Bosley 18
3. Tyronne Green 18
4. Jerraud Powers 18
5. Lee Ziemba 18

2008 Superlatives

Auburn Team Superlatives

Points Scored	34	vs. ULM (8/30)
Low	3	at Mississippi State (9/13)
First Downs	22	vs. Southern Miss (9/6)
Low	14	at Mississippi State (9/13)
Rushing Plays	46	vs. ULM (8/30)
Low	36	vs. LSU (9/20)
Net Rushing Yards	321	vs. ULM (8/30)
Low	70	vs. LSU (9/20)
Passes Attempted	34	vs. Southern Miss (9/6)
Low	26	at Mississippi State (9/13)
Passes Completed	21	vs. Southern Miss (9/6)
Low	13	vs. ULM (8/30)
Had Intercepted	2	vs. LSU (9/20)
Low	0	at Mississippi State (9/13)
Net Passing Yards	250	vs. LSU (9/20)
Low	85	vs. ULM (8/30)
Total Offensive Plays	75	vs. Southern Miss (9/6)
Low	67	vs. Tennessee (9/27)
Total Net Offense	406	vs. ULM (8/30)
Low	226	vs. Tennessee (9/27)
Fumbles	5	vs. Southern Miss (9/6)
Low	0	vs. ULM (8/30)
Fumbles Lost	3	vs. Southern Miss (9/6)
Low	0	at Mississippi State (9/13) three times
Penalties	12	at Mississippi State (9/13)
Low	2	vs. LSU (9/20)
Penalty Yards	94	at Mississippi State (9/13)
Low	20	vs. LSU (9/20)

Auburn Individual Superlatives

Rushing Attempts	20	by Ben Tate at Mississippi State (9/13)
Net Rushing Yards	115	by Ben Tate vs. ULM (8/30)
Rushing TDs	1	five times
		last by Ben Tate vs. LSU (9/20)
Pass Attempts	32	by Chris Todd vs. LSU (9/20)
Pass Completions	21	by Chris Todd vs. Southern Miss (9/6)
Had Intercepted	2	by Chris Todd vs. LSU (9/20)
Net Passing Yards	250	by Chris Todd vs. LSU (9/20)
Passing TDs	1	three times
		last by Chris Todd vs. Tennessee (9/27)
Receptions	6	by Robert Dunn vs. Tennessee (9/27)
Receiving Yards	87	by Tim Hawthorne vs. LSU (9/20)
TD Receptions	1	three times
		last by Robert Dunn vs. Tennessee (9/27)
Punts	9	by Clinton Durst vs. Tennessee (9/27)
Punt Average	44.2	by Clinton Durst vs. Southern Miss (9/6)
Punts Inside 20	4	by Clinton Durst vs. ULM (8/30)
Punt Returns	4	by Robert Dunn vs. Southern Miss (9/6)
Punt Return Yards	103	by Robert Dunn vs. Southern Miss (9/6)
Kickoff Returns	3	by Tristan Davis vs. LSU (9/20)
Kickoff Return Yards	41	by Mario Fannin vs. Tennessee (9/27)
FG Attempts	3	by Wes Byrum vs. ULM (8/30)
		by Wes Byrum at Mississippi St. (9/13)
FG Made	2	by Wes Byrum vs. ULM (8/30)
		by Wes Byrum vs. Southern Miss (9/6)
Interceptions	1	four times
		last by Gabe McKenzie vs. LSU (9/20)
Interception Yards	24	by Gabe McKenzie vs. LSU (9/20)

Auburn Individual Long Plays

Rushing	49	by Ben Tate vs. ULM (8/30)
Passing	58	by Chris Todd vs. LSU (9/20)
Receiving	58	by Tim Hawthorne vs. LSU (9/20)
Field Goal	52	by Wes Byrum vs. Southern Miss (9/6)
Punt	58	by Clinton Durst vs. ULM (8/30)
Punt Return	66	by Robert Dunn vs. ULM (8/30)
Kickoff Return	35	by Tristan Davis at Mississippi St. (9/13)
Interception Return	24	by Gabe McKenzie vs. LSU (9/20)

Opponent Team Superlatives

Points Scored	26	by LSU (9/20)
Low	0	by ULM (8/30)
First Downs	20	by Southern Miss (9/6)
		by LSU (9/20)
Low	6	by Mississippi State (9/13)
Rushing Plays	38	by LSU (9/20)
Low	27	by Southern Miss (9/6)
Net Rushing Yards	178	by LSU (9/20)
Low	37	by Southern Miss (9/6)
Passes Attempted	50	by Southern Miss (9/6)
Low	24	by Tennessee (9/27)
Passes Completed	33	by Southern Miss (9/6)
Low	8	by Tennessee (9/27)
Had Intercepted	2	by Southern Miss (9/6)
Low	0	by ULM (8/30)
		by Tennessee (9/27)
Net Passing Yards	268	by Southern Miss (9/6)
Low	67	by Tennessee (9/27)
Total Offensive Plays	77	by Southern Miss (9/6)
Low	55	by Mississippi State (9/13)
Total Net Offense	398	by LSU (9/20)
Low	116	by Mississippi State (9/13)
Fumbles	4	by Southern Miss (9/6)
Low	1	by Tennessee (9/27)
Fumbles Lost	2	by ULM (8/30)
Low	0	by Mississippi State (9/13)
		by LSU (9/20)
Penalties	8	by Southern Miss (9/6)
Low	3	by Tennessee (9/27)
Penalty Yards	76	by Southern Miss (9/6)
Low	20	by ULM (8/30)

Opponent Individual Superlatives

Rushing Attempts	21	by Charles Scott of LSU (9/20)
Net Rushing Yards	132	by Charles Scott of LSU (9/20)
Rushing TDs	1	by Montario Hardesty of Tennessee (9/27)
Pass Attempts	50	by Austin Davis of Southern Miss (9/6)
Pass Completions	33	by Austin Davis of Southern Miss (9/6)
Had Intercepted	2	by Austin Davis of Southern Miss (9/6)
Net Passing Yards	268	by Austin Davis of Southern Miss (9/6)
Passing TDs	2	by Austin Davis of Southern Miss (9/6)
		by Jarrett Lee of LSU (9/20)
Receptions	12	by Shawn Nelson of Southern Miss (9/6)
Receiving Yards	118	by Shawn Nelson of Southern Miss (9/6)
TD Receptions	2	by Shawn Nelson of Southern Miss (9/6)
Punts	10	three times
		last by Chad Cunningham of Tennessee (9/27)
Punt Average	48.3	by Brady Dalfrey of LSU (9/20)
Punts Inside 20	5	by Chad Cunningham of Tennessee (9/27)
Punt Returns	5	by Gerald Jones of Tennessee (9/27)
Punt Return Yards	68	by Gerald Jones of Tennessee (9/27)
Kickoff Returns	4	by Luther Ambrose of ULM (8/30)
Kickoff Return Yards	89	by Luther Ambrose of ULM (8/30)
FG Attempts	3	by Colt David of LSU (9/20)
FG Made	2	by Colt David of LSU (9/20)
		by Daniel Lincoln of Tennessee (9/27)
Interceptions	2	by Chris Hawkins of LSU (9/20)
Interception Yards	38	by Dennis Rogan of Tennessee (9/27)

Opponent Individual Long Plays

Rushing	31	by Charles Scott of LSU (9/20)
Passing	39	by Jarrett Lee of LSU (9/20)
Receiving	39	by Chris Mitchell of LSU (9/20)
Field Goal	47	by Daniel Lincoln of Tennessee (9/27)
Punt	59	by Brady Dalfrey of LSU (9/20)
Punt Return	40	by Gerald Jones of Tennessee (9/27)
Kickoff Return	38	by Derek Pegues of Mississippi State (9/13)
Interception Return	38	by Dennis Rogan of Tennessee (9/27)

2008 Plays Of 20+ Yards

Yards	Type	Player(s)	Opponent	Qtr.
58	pass	Tim Hawthorne from Chris Todd	LSU	4th
49	run	Ben Tate	ULM	2nd
39	run	Ben Tate	Mississippi State	4th
33	pass	Rodgeriquis Smith from Chris Todd	ULM	4th
31	pass	Montez Billings from Chris Todd	Mississippi State	3rd
30	pass	Montez Billings from Chris Todd	Mississippi State	2nd
30	pass	Rodgeriquis Smith from Chris Todd	LSU	1st
29	pass	Tim Hawthorne from Chris Todd	LSU	2nd
29	pass	Robert Dunn from Chris Todd	LSU	3rd
27	pass	Ben Tate from Chris Todd	Southern Miss	1st
24	pass	Tommy Trott from Chris Todd	Southern Miss	1st
23	run	Kodi Burns	ULM	3rd
23	pass	Rodgeriquis Smith from Chris Todd	LSU	4th
21	pass	Rodgeriquis Smith from Chris Todd	Southern Miss	2nd
21	pass	Ben Tate from Chris Todd	Southern Miss	3rd
20	pass	Tristan Davis from Chris Todd	Southern Miss	3rd
20	run	Ben Tate	Southern Miss	4th
20	pass	Robert Dunn from Chris Todd	Mississippi State	3rd

Play Breakdown

BY PLAY

Pass.....	14
Run	4

BY GAME

Louisiana-Monroe	3
Southern Miss	6
at Mississippi State	4
LSU	5
Tennessee	0
at Vanderbilt	-
Arkansas	-
at West Virginia	-
at Ole Miss	-
Tennessee-Martin.....	-
Georgia.....	-
at Alabama	-

BY QUARTER

1st	3
2nd.....	4
3rd	6
4th	5

RUSHING

Ben Tate	3
Kodi Burns.....	1

PASSING

Chris Todd	14
------------------	----

RECEIVING

Rodgeriquis Smith	4
Montez Billings	2
Robert Dunn	2
Tim Hawthorne	2
Ben Tate	2
Tristan Davis	1
Tommy Trott.....	1

The Last Time ...

An Auburn Team

Had 35 First Downs... vs. Western Carolina, 2002 (37)
Had 30 First Downs... vs. Tennessee, 2004 (31)
Had 400 yards rushing... vs. Mississippi State, 2003 (405)
Had 300 yards rushing... vs. Louisiana-Monroe, 2008 (321)
Had 50 or more rushing attempts... vs. Arkansas, 2005 (52)
Had six or more rushing TDs... at Kentucky, 2005 (6)
Had five or more rushing TDs... vs. New Mexico State, 2007 (5)
Had four or more rushing TDs... vs. Vanderbilt, 2007 (4)
Had 350 or more yards passing... vs. Tennessee, 2004 (374)
Had 300 or more yards passing... vs. Georgia Tech, 2005 (342)
Had 50 or more pass attempts... vs. Mississippi State, 1997 (54)
Had 30 or more pass completions... vs. Arkansas, 1995 (34)
Had five TDs passing... vs. Louisiana Tech, 2001 (5)
Had four TDs passing... vs. Louisiana Tech, 2004 (4)
Had three TDs passing... vs. Tulane, 2006 (3)
Had 500 or more yards total offense... at Georgia, 2005 (506)
Had 80 or more total plays... vs. Clemson [Chick-fil-A], 2007 (90)
Scored 70 or more points... vs. Louisiana-Monroe, 2003 (73)
Scored 60 or more points... vs. Ball State, 2005 (63)
Scored 50 or more points... vs. New Mexico State, 2007 (55)
Scored 40 or more points... vs. New Mexico State, 2007 (55)
Had five or more fumbles... vs. Southern Miss (5)
Did not commit a turnover... at LSU, 2007
Had 200-yard rusher and 100-yard receiver in a game... vs. Syracuse, 2002 (Carnell Williams [202 rush] and Marcel Willis [113 receiving])
Had 150-yard rusher and 150-yard receiver in a game... at Arkansas, 2001 (Carnell Williams [177 rush] and Tim Carter [156 receiving])
Had 100-yard receiver and 100-yard rusher in a game... at Ole Miss, 2006 (Kenny Irons [106 rush], Courtney Taylor [108 rec])
Had two 100-yard rushers in a game... vs. New Mexico State, 2007 (Ben Tate [111] and Mario Fannin [103])
Had two 150-yard rushers in a game... vs. Mississippi State, 2003 (Brandon Jacobs [182] and Carnell Williams [164])
Had three 100-yard rushers in a game ... vs. Maryland, 1983 (Tommie Agee [219], Lionel James [115] and Bo Jackson [105])
Had two 100-yard receivers in a game... vs. LSU, 1999 (Ronney Daniels [120] and Markeith Cooper [105])
Had a 60-yard run and a 60-yard pass in a game ... vs. Alabama, 2003 (Carnell Williams 80 rush, Jason Campbell to Ben Obomanu 64 pass)
Had three players with 2 rushing TDs... vs. Louisiana-Monroe, 2003 (Carnell Williams [2], Brandon Jacobs [2], Tre Smith [2])
Had two players with seven or more catches in a game ... Courtney Taylor vs. Alabama, 2003 (7), Silas Daniels vs. Alabama, 2003 (7)
Scored a touchdown on offense, defense and special teams... vs. Louisiana-Monroe, 2008 (2 offense [1 pass, 1 rush], 1 defense [fumble return], 1 special team [punt return])
Scored on the first offensive play ... vs. Alabama, 2003 (Carnell Williams, 80 yard run)
Returned a punt for a TD... vs. Louisiana-Monroe, 2008 (Robert Dunn) [66 yards]
Returned a kickoff for a TD... vs. Ball State, 2005 (Brad Lester) [93 yards]
Returned three Interceptions for TDs... vs. LSU, 1994 (Ken Alvis, Fred Smith, Brian Robinson)
Returned two Interceptions for TDs... vs. LSU, 1994 (Ken Alvis, Fred Smith, Brian Robinson)
Returned an Interception for a TD... vs. LSU, 2008 (Gabe McKenzie) [24]
Returned two fumbles for TDs... vs. Vanderbilt, 2002 (Spencer Johnson, Karlos Dansby)
Returned a fumble for a TD... vs. Tennessee, 2008 (Jake Ricks) [0]
Blocked a punt ... vs. Florida, 2006 (Jeraud Powers)
Blocked two punts... vs. La-Monroe, 2003 (3 - Justin Fetsko [2], Donnay Young)
Blocked three punts ... vs. La-Monroe, 2003 (3 - Justin Fetsko [2], Donnay Young)
Returned a blocked punt for a TD... vs. Florida, 2006 (Tre Smith)
Blocked a field goal ... at Florida, 2007 (Seri'Derrick Marks)
Blocked two field goals in a game... at Georgia, 2001 (Alton Moore, 2)
Blocked a PAT attempt ... vs. Georgia, 2006 (Jonathan Palmer)
Blocked two PAT attempt ... vs. LSU, 1998 (Charles Dorsey, 2)
Missed a kicking PAT... vs. New Mexico State, 2007 (Wes Byrum)
Had a punt blocked... at Mississippi State, 2008 (Clinton Durst)
Had a field goal blocked... vs. New Mexico State, 2007 (Wes Byrum)
Had a successful on-side kick... at South Carolina, 2006 (Matt Clark/Jeraud Powers)
Was held scoreless... vs. Southern California, 2003 (0-23)
Was held scoreless at Jordan-Hare Stadium... vs. Southern California, 2003 (0-23)

Held an opponent scoreless... vs. Louisiana-Monroe, 2008 (34-0)
Held an opponent scoreless at Jordan-Hare Stadium... vs. La-Monroe, 2008 (34-0)
Held an opponent to five or less first downs... vs. Ball State, 2001 (5)
Held an opponent to 10 or less first downs... vs. Tennessee, 2008 (9)
Intercepted five or more passes... at Tennessee, 2004 (5)
Intercepted four or more passes... at Tennessee, 2004 (5)
Held an opponent to 300 or less yards total offense... vs. Tennessee, 2008 (191)
Held an opponent to 200 or less yards total offense... vs. Tennessee, 2008 (191)
Held an opponent to 150 or less yards total offense... at Mississippi State, 2008 (116)
Held an opponent to 100 or less yards total offense... vs. Ball State, 2001 (92)
Held an opponent to 100 or less yards rushing... at Mississippi State, 2008 (38)
Held an opponent to 50 or less yards rushing... at Mississippi State, 2008 (38)
Held an opponent to negative yards rushing... vs. Florida, 2001 (-36)
Held an opponent to 100 or less yards passing... vs. Tennessee, 2008 (67)
Held an opponent without a touchdown... at Mississippi State, 2008
Scored a safety... vs. Florida, 2006 (Team)
Scored on a fake field goal... vs. Vanderbilt, 2000 (Duval pass to Diamond)
Scored an offensive two-point conversion ... at Alabama, 2006 (Lee Guess pass from Carl Stewart)
Scored two or more offensive two-point conversions... vs. Florida, 2002 [2]
Scored a defensive two-point conversion... vs. LSU, 1998 (Brad Ware)
Had 10 or more penalties... vs. Vanderbilt, 2007 (11)
Had 100 or more penalty yards... at Ole Miss, 2000 (112)
Had 35 minutes time of possession... vs. Ole Miss, 2007 (36:23)
Was involved in a game that ended in a tie... vs. Georgia, 1994 (23-23)
Was involved in an overtime game... vs. Clemson [Chick-fil-A], 2007 (23-20 win)
Won a game without scoring an offensive touchdown ... at Miss. State, 2008 (3-2)

An Auburn Player

Rushed 40 times in a game... Carnell Williams vs. Syracuse, 2002 (40)
Rushed 35 times in a game... Kenny Irons at Georgia, 2005 (37)
Rushed 30 times in a game... Kenny Irons at Arkansas, 2005 (33)
Rushed for 200 yards in a game... Kenny Irons at LSU, 2005 (218)
Rushed for 150 yards in a game... Ben Tate vs. Tulane, 2006 (156)
Rushed for 100 yards in a game... Ben Tate vs. Louisiana-Monroe, 2008 (115)
Rushed for 100 yards in five consecutive games... Kenny Irons vs. Alabama (103), at Georgia (179), at Kentucky (103), vs. Ole Miss (101), at LSU (218), 2005
Rushed for 100 yards in four consecutive games... Kenny Irons vs. Alabama (103), at Georgia (179), at Kentucky (103), vs. Ole Miss (101)
Rushed for 100 yards in three consecutive games... Kenny Irons vs. Alabama (103), at Georgia (179), at Kentucky (103), 2005
Rushed for 100 yards in consecutive games... Kenny Irons vs. Alabama (103), at Georgia (179), 2005
Rushed for 150 yards in three consecutive games... Carnell Williams vs. Tennessee (185), at Arkansas (150), vs. Mississippi State (164), 2003
Rushed for 150 yards in consecutive games... Kenny Irons at Arkansas (182), at LSU (218), 2005
Rushed for 4 or more TDs in a game... Carnell Williams vs. Mississippi State, 2003 (6)
Rushed for 3 or more TDs in a game... Mario Fannin vs. New Mexico State, 2007 (3)
Rushed for 2 or more TDs in four consecutive games... Carnell Williams vs. Western Carolina (2), vs. Vanderbilt (2), at Miss. State (2), vs. Syracuse (2), 2002
Rushed for 2 or more TDs in three consecutive games... Ronnie Brown at Florida (2), vs. LSU (2), at Ole Miss (3), 2002
Passed for 400 yards in a game... Ben Leard at Georgia, 1999 (416)
Passed for 300 yards in a game... Brandon Cox vs. Georgia Tech, 2005 (342)
Attempted 50 passes in a game... Dameyune Craig vs. Mississippi State, 1997 (54)
Attempted 40 passes in a game... Brandon Cox at LSU, 2005 (40)
Threw five TDs in a game... Daniel Cobb vs. Louisiana Tech, 2001 (5)
Threw four TDs in a game... Daniel Cobb vs. Louisiana Tech, 2001 (5)
Threw three TDs in a game... Brandon Cox vs. Tulane, 2006 (3)
Had 400 yards total offense in a game... Jason Campbell vs. Tennessee, 2004 (431)
Had 300 yards total offense in a game... Brandon Cox, vs. Georgia Tech 2005 (311)
Accounted for four or more TDs in a game... Carnell Williams vs. Mississippi State, 2003 (6)
Accounted for three or more TDs in a game... Mario Fannin vs. New Mexico St., 2007 (3)
Caught 15 passes in a game... Willie Goshua vs. Arkansas, 1995 (17)
Caught 10 or more passes in a game... Ronney Daniels vs. Central Florida, 1999 (10)
Caught seven or more passes in a game... Rod Smith vs. Ole Miss, 2007 (8)
Had 200 or more yards receiving in a game... Ronney Daniels at Georgia, 1999 (249)
Had 150 or more yards receiving in a game... Ben Obomanu vs. Ole Miss, 2003 (150)

The Last Time ...

Had 100 or more yards receiving in a game... Rod Smith vs. Ole Miss (111)
Had 100 yards receiving in consecutive games... Courtney Taylor at Ole Miss (108); vs. Arkansas State (116), 2006
Caught four or more TD passes in a game... Alexander Wright vs. Pacific, 1987 (4)
Caught three or more TD passes in a game... Alexander Wright vs. Pacific, 1987 (4)
Caught two or more TD passes in a game... Robert Dunn vs. Tennessee Tech, 2007 (2)
Scored 15 or more points kicking... John Vaughn vs. Washington State, 2006 (16)
Scored 10 or more points kicking... Wes Byrum vs. Louisiana-Monroe, 2008 (10)
Kicked five or more field goals in a game... Jaret Holmes vs. UAB, 1996 (5)
Kicked four or more field goals in a game... John Vaughn vs. Florida, 2006 (4)
Had 100 punt return yards in a game... Robert Dunn vs. Southern Miss, 2008 (103)
Scored four or more TDs... Carnell Williams vs. Mississippi State, 2003 (6 rush)
Scored three or more TDs... Mario Fannin vs. New Mexico State, 2007 (3 rush)
Scored a rushing and receiving TD in a game... Carl Stewart vs. Nebraska [AT&T Cotton], 2007
Had an 80-yard run... Carnell Williams vs. Alabama, 2003 (80)
Had a 70-yard run... Tristan Davis at Kentucky, 2005 (75)
Had a 60-yard run... Mario Fannin vs. New Mexico State, 2007 (67)
Completed an 80-yard pass... Jason Campbell to Silas Daniels vs. Louisiana Tech, 2004 (87)
Completed a 70-yard pass... Jason Campbell to Silas Daniels vs. Louisiana Tech, 2004 (87)
Completed a 60-yard pass... Brandon Cox to Devin Aromashodu at Georgia, 2005 (62)
Kicked a field goal of 50 or more yards... Wes Byrum vs. Southern Miss, 2008 (52)
Kicked a field goal of 50 or more yards in consecutive games... John Vaughn, 2006; at Mississippi State (55), vs. Washington State (52)
Kicked two field goals of 50 or more yards in a game... Win Lyle vs. Tennessee, 1987 [55, 52]
Had a 70-yard punt... Kody Bliss vs. Tulane, 2006 (71)
Had a 60-yard punt... Ryan Shoemaker vs. New Mexico State, 2007 (67)
Blocked a field goal in a game... Sen'Derrick Marks at Florida, 2007
Blocked two field goals in a game... Alton Moore at Georgia, 2001
Blocked a PAT attempt ... Charles Dorsey vs. LSU, 1998 (2)
Blocked two PAT attempts ... Charles Dorsey vs. LSU, 1998 (2)
Blocked a punt in a game... Jerraud Powers vs. Florida, 2006
Blocked two punts in a game... Justin Fetsko vs. Louisiana-Monroe, 2003 (2)
Intercepted three or more passes in a game... Junior Rosegreen at Tennessee, 2004 (4)
Intercepted two or more passes in a game... Jonathan Wilhite vs. New Mexico State, 2007 (2)
Intercepted a pass in consecutive games... Jerraud Powers, 2007; at Georgia; vs. Alabama, 2007
Intercepted a pass in three consecutive games... Jerraud Powers, 2007; vs. Tennessee Tech, at Georgia; vs. Alabama
Recovered two fumbles in a game... Sen'Derrick Marks at Alabama, 2006 (2)
Forced two fumbles in a game... Quentin Groves at Alabama, 2006 (2)

An Auburn Opponent

Scored 50 or more points... Georgia, 1996 (56) [4 OT]
Scored 40 or more points... Arkansas, 2001 (42)
Had 350 or more yards rushing... Arkansas, 2002 (426)
Had 300 or more yards rushing... Arkansas, 2002 (426)
Had 250 or more yards rushing... Arkansas, 2006 (279)
Had 50 or more rushing attempts... South Florida, 2007 (52)
Had 400 yards passing... Louisiana Tech, 2000 (433)
Had 350 yards passing... Tennessee, 2003 (355)
Had 300 yards passing... LSU, 2007 (319)
Had 50 or more pass attempts... Kansas State, 2007 (57)
Had 40 or more pass attempts... Kansas State, 2007(57)
Had 30 or more pass completions... Kansas State, 2007 (32)
Had 25 or more pass completions... Kentucky, 2005 (26)
Had four or more TDs passing... Florida, 2000 [SEC Championship] (4)
Had three or more TDs passing... LSU, 2007 (3)
Had five passes intercepted... Tennessee, 2004 (5)
Had four passes intercepted... LSU, 2002 (4)
Had 600 yards total offense... Florida, 1996 (625)
Had 500 yards total offense... Wisconsin, 2006 [Capital One] (548)
Had 400 yards total offense... at Georgia, 2007 (417)
Had five or more fumbles... South Carolina, 2005 (5)
Lost four or more fumbles... at Mississippi State, 2002 (4)
Returned a punt for a TD... LSU, 2005 (Skyler Green, 66 yards)
Returned a kickoff for a TD... Alabama, 2003 (Brandon Brooks, 96 yards)

Returned an interception for a TD... Mississippi State, 2007 (Derek Pegues) (20 yards)
Returned a fumble for a TD... Arkansas, 1997 (C.J. McLain) (52 yards)
Blocked an Auburn punt... Mississippi State, 2008
Blocked an Auburn field goal... New Mexico State, 2007 (Mark Pole)
Held Auburn to 300 yards total offense... Alabama, 2007 (282)
Held Auburn to 200 yards total offense... Nebraska [AT&T Cotton], 2007 (178)
Held Auburn below 100 yards rushing... Tennessee, 2008 (97)
Held Auburn below 50 yards rushing... Georgia Tech, 2003 (40)
Held Auburn to negative yards rushing... Tennessee, 1997 (-15)
Held Auburn below 100 yards passing... Louisiana-Monroe, 2008 (85)
Held Auburn to 10 or less first downs... Georgia, 2006 (9)
Had 10 or more penalties... Arkansas, 2007 (10)
Had 100 or more yards in penalties... Arkansas, 2007 (100)
Had two 100-yard rushers in a game... Arkansas, 2006 [Darren McFadden, 145; Felix Jones, 104]
Had two 100-yard receivers in a game... Tulane, 2006 [Preston Brown, 139; Damarcus Davis, 126]
Had a 100-yard rusher and a 100-yard receiver... Tulane, 2006 [Matt Forte, 117; Preston Brown, 139 rec.; Damarcus Davis, 126 rec.]
Had a 100-yard rusher and two 100-yard receivers... Tulane, 2006 [Matt Forte, 117; Preston Brown, 139 rec.; Damarcus Davis, 126 rec.]
Did Not Have a Turnover ... vs. South Florida, 2007
Scored a safety... Mississippi State, 2008 (Ryan Pugh holding penalty)
Scored a two-point conversion... Alabama, 2005
Had 35 minutes time of possession... Georgia, 2006 (38:12)

An Opposing Player

Rushed for 200 yards in a game... Brian Calhoun, Wisconsin, 2006 (213)
Rushed for 150 yards in a game... Brian Calhoun, Wisconsin, 2006 (213)
Rushed for 100 yards in a game... Charles Scott, LSU, 2008 (132)
Passed for 400 yards in a game... Luke McCown, La. Tech, 2000 (433)
Passed for 350 yards in a game... Casen Clausen, Tennessee, 2003 (355)
Passed for 300 yards in a game... Matt Flynn, LSU, 2007 (319)
Attempted 50 passes in a game... Josh Freeman, Kansas State, 2007 (57)
Attempted 40 passes in a game... Chase Holbrook, New Mexico State, 2007 (40)
Completed 25 passes in a game... Chase Holbrook, New Mexico State, 2007 (29)
Threw three or more TD passes in a game... Matt Mauck, LSU, 2003 (3)
Had 400 yards total offense... Luke McCown, La. Tech, 2000 (436)
Had 350 yards total offense... Matt Flynn, LSU, 2007 (353)
Accounted for 3 or more TDs... Matt Flynn, LSU, 2007 (3)
Caught 10 or more passes... Shawn Nelson, Southern Miss, 2008 (12)
Caught seven or more passes... Shawn Nelson, Southern Miss, 2008 (12)
Had 100 yards receiving... Shawn Nelson, Southern Miss, 2008 (118)
Had 200 yards receiving... Charles Lee, Central Florida, 1999 (203)
Caught three or more TD passes... Chris Collins, Ole Miss, 2002 (3)
Scored three TDs... Chris Collins, Ole Miss, 2002 (3 receiving)
Had a 90-yard run... Guy Minor, LSU, 1936 (90)
Had an 80-yard run... C.J. Spiller, Clemson [Chick-fil-A], 2007 (83) [TD]
Had a 70-yard run... C.J. Spiller, Clemson [Chick-fil-A], 2007 (83) [TD]
Had a 60-yard run... C.J. Spiller, Clemson [Chick-fil-A], 2007 (83) [TD]
Completed an 80-yard pass... Bryan Randall to Josh Morgan, Virginia Tech, 2004 (80) [TD]
Completed a 70-yard pass... Bryan Randall to Josh Morgan, Virginia Tech, 2004 (80) [TD]
Completed a 60-yard pass... Andre' Woodson to Rafael Little, Kentucky, 2005 (65)
Kicked a 50-yard field goal... Steve Lindsey, Ole Miss, 1997 (52)
Had a 70-yard punt... Blake McAdams, Mississippi State, 2007 (73)
Had a 60-yard punt... Blake McAdams, Mississippi State, 2007 (73)
Made three or more FGs ... Colt David, LSU, 2007 (3)