

2008 REVIEW


2008 STATISTICS.....	120-134
TEAM STATISTICS	120
RESULTS/ATTENDANCE.....	120
INDIVIDUAL STATISTICS	120-123
OFFENSIVE GAME-BY-GAME STATS	122
DEFENSIVE LEADERS.....	124-125
DEFENSIVE GAME-BY-GAME STATS ..	124-125
2008 GAME STARTERS	126
TEAM STAT COMPARISONS.....	127-129
GAME RECAPS	130-134
INDIVIDUAL, TEAM HIGHS.....	134

2008 STATISTICS

2008 Team Comparison Statistics

SCORE (QUARTER)	1ST	2ND	3RD	4TH	OT	TOTAL
VANDERBILT	61	61	62	65	-	249
OPPONENTS	88	86	44	37	-	255

	<u>VANDERBILT</u>	<u>OPPONENTS</u>
SCORING	249	255
POINTS PER GAME	19.2	19.6
FIRST DOWNS	192	229
RUSHING	93	120
PASSING	72	102
PENALTY	27	7
RUSHING YARDAGE	1737	1881
YARDS GAINED RUSHING	2135	2234
YARDS LOST RUSHING	398	353
RUSHING ATTEMPTS	471	491
AVERAGE PER RUSH	3.7	3.8
AVERAGE PER GAME	133.6	144.7
TDs RUSHING	13	13
PASSING YARDAGE	1594	2274
ATT-COMP-INT	319-157-12	362-193-20
AVERAGE PER PASS	5.0	6.3
AVERAGE PER CATCH	10.2	11.8
AVERAGE PER GAME	122.6	174.9
TDs PASSING	14	15
TOTAL OFFENSE	3331	4155
TOTAL PLAYS	790	853
AVERAGE PER PLAY	4.2	4.9
AVERAGE PER GAME	256.2	319.6
KICK RETURNS: #-YARDS	49-961	47-1050
PUNT RETURNS: #-YARDS	32-320	30-125
INT RETURNS: #-YARDS	20-272	12-146
KICK RETURN AVERAGE	19.6	22.3
PUNT RETURN AVERAGE	10.0	4.2
INT RETURN AVERAGE	13.6	12.2
FUMBLES-LOST	24-9	28-10
PENALTIES-YARDS	56-473	79-669
AVERAGE PER GAME	36.4	51.5
PUNTS-YARDS	82-3177	69-2731
AVERAGE PER PUNT	38.7	39.6
NET PUNT AVERAGE	35.8	33.8
TIME OF POSSESSION/GAME	29:50	30:10
3RD-DOWN CONVERSIONS	58/184	66/180
3RD-DOWN PCT	32%	37%
4TH-DOWN CONVERSIONS	6/12	8/16
4TH-DOWN PCT	50%	50%
SACKS BY-YARDS	29-191	27-187
MISC YARDS	2	75
TOUCHDOWNS SCORED	30	32
FIELD GOALS-ATTEMPTS	13-18	11-20
ON-SIDE KICKS	0-0	0-0
RED-ZONE SCORES	31-35 89%	30-41 73%
RED-ZONE TOUCHDOWNS	23-35 66%	21-41 51%



Chris Nickson

2008 Game Results

DATE	OPPONENT	W/L, SCORE	OVERALL	CONF.	TIME	ATTN.
10/28	at Miami	W, 34-13	1-0-0	0-0-0	3:23	18398
9/4	S. CAROLINA	W, 24-17	2-0-0	1-0-0	3:10	36850
9/13	RICE	W, 38-21	3-0-0	1-0-0	3:03	37370
9/20	at Ole Miss	W, 23-17	4-0-0	2-0-0	3:12	51281
10/4	AUBURN	W, 14-13	5-0-0	3-0-0	3:05	38773
10/11	at Miss. State	L, 14-17	5-1-0	3-1-0	3:00	43619
10/18	at Georgia	L, 14-24	5-2-0	3-2-0	3:09	92746
10/25	DUKE	L, 7-10	5-3-0	3-2-0	3:14	38270
11/8	FLORIDA	L, 14-42	5-4-0	3-3-0	3:07	39773
11/15	at Kentucky	W, 31-24	6-4-0	4-3-0	3:16	65595
11/22	TENNESSEE	L, 10-20	6-5-0	4-4-0	3:12	38725
11/29	at Wake Forest	L, 10-23	6-6-0	4-4-0	3:20	25902
12/31	Boston College/MCB	W, 16-14	7-6-0	4-4-0	3:16	54250

2008 Individual Offensive Leaders

PASSING	GP	EFF.	ATT-COMP-INT	PCT	YARDS	TD	LONG	AVG/G
•Mackenzi Adams	12	97.17	77-156-8	49.4	882	5	79	73.5
Chris Nickson	12	100.14	61-127-3	48.0	545	8	49	45.4
•Larry Smith	2	100.96	19-34-1	55.9	167	1	51	83.5
TEAM		0.00	0-1-0	0.0	0	0	0	0.0
•Jamie Graham	12	0.00	0-1-0	0.0	0	0	0	0.0
VANDERBILT	13	98.15	157-319-12	49.2	1594	14	79	122.6
Opponents.....	13	108.71	193-362-20	53.3	2274	15	56	174.9

RUSHING	GP	ATT	GAIN	LOSS	NET	AVG	TD	LONG	AVG/G
•Jared Hawkins	12	139	623	30	593	4.3	4	40	49.4
Chris Nickson	12	128	689	147	542	4.2	6	59	45.2
•Mackenzi Adams	12	62	240	104	136	2.2	0	23	11.3
•Jamie Graham	12	21	119	12	107	5.1	1	27	8.9
Sean Walker	13	16	116	17	99	6.2	1	29	7.6
Jeff Jennings	9	34	105	25	80	2.4	1	16	8.9
D.J. Moore	13	9	76	0	76	8.4	0	24	5.8
•Gaston Miller	10	24	73	21	52	2.2	0	7	5.2
•Larry Smith	2	17	54	14	40	2.4	0	8	20.0
•Kennard Reeves	10	8	37	2	35	4.4	0	13	3.5
•Udom Umoh	13	1	3	0	3	3.0	0	3	0.2
TEAM	12	0	26	-26	-2.2	0	0	0	-2.6
VANDERBILT	13	471	2135	398	1737	3.7	13	59	133.6
Opponents.....	13	491	2234	353	1881	3.8	13	31	144.7

2008 STATISTICS



RECEIVING

	GP	No.	YARDS	AVG	TD	LONG	AVG/G
Sean Walker	13	36	520	14.4	3	79	40.0
•Brandon Barden	13	28	209	7.5	4	31	16.1
•Jamie Graham	12	17	125	7.4	3	18	10.4
•Justin Wheeler	13	16	145	9.1	1	18	11.2
•Jared Hawkins	12	16	121	7.6	1	39	10.1
George Smith	9	13	142	10.9	0	17	15.8
Jeff Jennings	9	10	57	5.7	0	18	6.3
D.J. Moore	13	7	143	20.4	2	54	11.0
•Austin Monahan	4	4	45	11.2	0	18	11.2
•Gaston Miller	10	3	31	10.3	0	16	3.1
•Udom Umoh	13	3	29	9.7	0	16	2.2
•Keenard Reeves	10	2	16	8.0	0	15	1.6
•Chris Reinert	3	1	13	13.0	0	13	4.3
•Alex Washington	7	1	-2	-2.0	0	0	-0.3
VANDERBILT	13	157	1594	10.2	14	79	122.6
Opponents.....	13	193	2274	11.8	15	56	174.9

TOTAL OFFENSE

	GP	PLAYS	RUSH	PASS	TOTAL	AVG/G
Chris Nickson	12	255	542	545	1087	90.6
•MacKenzi Adams	12	218	136	882	1018	84.8
Jared Hawkins	12	139	593	0	593	49.4
•Larry Smith	2	51	40	167	207	103.5
•Jamie Graham	12	22	107	0	107	8.9
Sean Walker	13	16	99	0	99	7.6
Jeff Jennings	9	34	80	0	80	8.9
D.J. Moore	13	9	76	0	76	5.8
•Gaston Miller	10	24	52	0	52	5.2
•Kennard Reeves	10	8	35	0	35	3.5
•Udom Umoh	13	1	3	0	3	0.2
TEAM		13	-26	0	-26	-2.6
VANDERBILT	13	790	1737	1594	3331	256.2
Opponents.....	13	853	1881	2274	4155	319.6

ALL-PURPOSE

	GP	RUSH	REC	PR	KOR	RET	TOTAL	AVG
D.J. Moore	13	76	143	244	407	56	926	71.2
Sean Walker	13	99	520	0	237	0	856	65.8
•Jared Hawkins	12	593	121	0	0	0	714	59.5
Chris Nickson	12	542	0	0	0	0	542	45.2
•Jamie Graham	12	107	125	54	0	0	286	23.8
•Gaston Miller	10	52	31	0	189	0	272	27.2
•Brandon Barden	13	0	209	0	0	0	209	16.1
•Justin Wheeler	13	0	145	0	0	0	145	11.2
George Smith	9	0	142	0	0	0	142	15.8
Jeff Jennings	9	80	57	0	0	0	137	15.2
•MacKenzi Adams	12	136	0	0	0	0	136	11.3
Josh Allen	13	0	0	0	125	0	125	9.6
•Ryan Hamilton	13	0	0	0	0	103	103	7.9
Reshard Langford	13	0	0	0	0	75	75	5.8
•Kennard Reeves	10	35	16	0	0	0	51	5.1
•Austin Monahan	4	0	45	0	0	0	45	11.2
Darlon Spread	7	0	0	0	0	41	41	5.9
•Larry Smith	2	40	0	0	0	0	40	20.0
•Udom Umoh	13	3	29	0	0	0	32	2.5
•John Cole	1	0	0	22	0	0	22	22.0
•Chris Reinert,Chris	3	0	13	0	0	0	13	4.3
Matt Bubis	12	0	0	0	2	0	2	0.2
Jake Bradford	13	0	0	0	1	0	1	0.1
•Alex Washington	7	0	-2	0	0	0	-2	-0.3
•Myron Lewis	13	0	0	0	0	-3	-3	-0.2
TEAM		-26	0	0	0	0	-26	-2.6
VANDERBILT	13	1737	1594	320	961	272	4884	375.7
Opponents.....	13	1881	2274	125	1050	146	5476	421.2

2008 Scoring Leaders

SCORING	PATs									Pts
	TDs	FGs	KICK	RUSH	REC	PASS	DXP	SAF		
Bryant Hahnfeldt	0	13-18	30-30	0-0	0	0-0	0	0	69	
Chris Nickson	6	0-0	0-0	0-0	0	0-0	0	0	36	
• Jared Hawkins	5	0-0	0-0	0-0	0	0-0	0	0	30	
Sean Walker	4	0-0	0-0	0-0	0	0-0	0	0	24	
• Jamie Graham	4	0-0	0-0	0-0	0	0-0	0	0	24	
• Brandon Barden	4	0-0	0-0	0-0	0	0-0	0	0	24	
D.J. Moore	2	0-0	0-0	0-0	0	0-0	0	0	12	
• Ryan Hamilton	1	0-0	0-0	0-0	0	0-0	0	0	6	
• Sean Richardson	1	0-0	0-0	0-0	0	0-0	0	0	6	
• Justin Wheeler	1	0-0	0-0	0-0	0	0-0	0	0	6	
Jeff Jennings	1	0-0	0-0	0-0	0	0-0	0	0	6	
Reshard Langford	1	0-0	0-0	0-0	0	0-0	0	0	6	
VANDERBILT	30	13-18	30-30	0-0	0	0-0	0	0	249	
Opponents.....	32	11-20	30-32	0-0	0	0-0	0	0	255	

2008 Special Teams Statistics

KICKOFF RETURNS

	No.	Yds	Avg	TD	LONG
D.J. Moore	21	407	19.4	0	39
•Gaston Miller	10	189	18.9	0	31
Sean Walker	10	237	23.7	0	38
Josh Allen	6	125	20.8	0	33
Matt Bubis	1	2	2.0	0	2
Jake Bradford	1	1	1.0	0	1
VANDERBILT	49	961	19.6	0	39
Opponents.....	47	1050	22.3	1	98

PUNT RETURNS

	No.	Yds	Avg	TD	LONG
D.J. Moore	17	244	14.4	0	91
•Jamie Graham	11	54	4.9	0	15
•Alex Washington	2	0	0.0	0	2
•John Cole	2	22	11.0	0	13
VANDERBILT	32	320	10.0	0	91
Opponents.....	30	125	4.2	0	23

PUNTING

	No.	Yds	Avg	LONG	TB	FC	I-20	BLK
•Brett Upson	68	2730	40.1	60	6	11	21	2
TEAM	5	64	12.8	36	0	0	0	3
VANDERBILT	73	2794	38.3	60	6	11	21	5
Opponents.....	61	2413	39.6	59	4	11	23	0

FIELD GOALS

	FGM-FGA	%	1-29	30-39	40-49	50+	LgBLK
Hahnfeldt, Bryant	13-18	72.2	2-2	6-7	5-9	0-0	482

FIELD GOAL SEQUENCE

	VANDERBILT	OPPONENT
Miami (Ohio)	(42), (32)	(37), (29)
South Carolina	(19)	(41), 42, 48
Rice	(48)	-
Ole Miss	(34), (31), (40)	(20), 47
Auburn	40, 49	-
Mississippi State	-	(33)
Georgia	-	40, 37, (39)
Duke	34, 43	50, 43, (42)
Florida	-	-
Kentucky	42, (39)	(25)
Tennessee	(31)	(25), 56, (24)
Wake Forest	(33)	(42), 52
Boston College	(42), (26), (45)	-

Numbers in (parentheses) indicate successful field goals.



INDIVIDUAL OFFENSE



Mackenzi Adams

PASSING

Att-Comp-Yds-TD-INT	•Mackenzi Adams	Chris Nickson	•Larry Smith
@ Miami (Ohio)	-	16-9-91-1-0	DNP
South Carolina	-	13-8-90-1-0	DNP
Rice	-	16-7-71-0-0	DNP
@ Ole Miss	5-3-31-0-0	7-6-40-1-0	DNP
Auburn	23-13-153-2-0	8-3-4-0-1	DNP
@ Mississippi State	9-5-47-0-1	10-3-15-0-1	DNP
@ Georgia	32-16-131-2-2	-	DNP
Duke	31-14-210-1-2	-	DNP
Florida	8-5-47-0-1	14-7-67-2-0	DNP
@ Kentucky	DNP	27-15-155-3-0	DNP
Tennessee	38-18-192-0-1	5-1-(-4)-0-1	DNP
@ Wake Forest	10-3-71-0-1	8-2-16-0-0	17-9-46-1-1
vs. Boston College/MCB	-	3-0-0-0-0	17-10-121-0-0
TOTALS	156-77-882-5-8	127-61-545-8-3	34-19-167-1-1

RUSHING

RUSHING	#-Yds/TD	Miami	USC	Rice	Ole Miss	Auburn	MSU	Georgia	Duke	Florida	Ky.	Tenn.	WF	BC
• Jared Hawkins	139-593/4	13-51/1	17-84/1	20-107/1	17-72/0	6-8/0	6-11/0	13-63/0	11-45/0	11-46/0	15-84/1	2-9/0	DNP	8-13/0
Chris Nickson	128-542/6	20-166/2	16-17/1	13-85/2	7-2/0	5-40/0	12-7/1	1-(-5)/0	DNP	10-39/0	20-118/0	9-(-7)/0	7-23/0	8-57/0
• Mackenzi Adams	62-136/0	2-3/0	-	-	10-28/0	13-54/0	2-(-3)/0	4-26/0	14-29/0	7-7/0	DNP	9-4/0	1-(-12)/0	-
• Jamie Graham	21-107/1	-	2-11/0	1-27/1	3-10/0	1-1/0	-	1-8/0	2-5/0	2-18/0	DNP	-	7-33/0	2-(-6)/0
Sean Walker	14-99/1	2-26/0	1-29/0	1-5/1	3-25/0	1-8/0	2-15/0	1-5/0	2-(-1)/0	1-(-7)/0	-	-	1-2/0	1-(-8)/0
Jeff Jennings	34-80/1	2-(-15)/0	DNP	DNP	DNP	2-2/0	4-15/1	4-3/0	1-2/0	5-37/0	6-15/0	7-19/0	3-2/0	DNP
D.J. Moore	9-76/0	-	-	2-37/0	-	-	-	2-14/0	1-2/0	-	-	1-0/0	2-20/0	1-3/0
• Gaston Miller	24-52/0	10-41/0	4-(-5)/0	6-12/0	1-(-6)/0	DNP	DNP	-	DNP	3-10/0	-	-	-	-
• Larry Smith	17-40/0	DNP	DNP	DNP	DNP	DNP	DNP	DNP	DNP	DNP	DNP	DNP	7-15/0	10-25/0
• Kennard Reeves	8-35/0	DNP	DNP	-	-	DNP	-	-	-	-	-	-	6-33/0	2-2/0
• Udom Umoh	1-3/0	-	-	-	-	1-3/0	-	-	-	-	-	-	-	-
Team Rush	12-(-26)/0	1-(-3)/0	1-(-1)/0	DNP	DNP	3-(-10)/0	DNP	-	1-(-1)/0	-	2-(-4)/0	-	-	4-(-7)/0

RECEIVING

RECEIVING

	#-Yds/TD	Miami	USC	Rice	Ole Miss	Auburn	MSU	Georgia	Duke	Florida	Ky.	Tenn.	WF	BC
Sean Walker	36-520/3	2-53/1	-	4-40/0	3-12/0	4-66/0	2-27/0	2-18/0	6-138/1	3-32/1	1-2/0	3-30/0	4-34/0	2-68/0
• Brandon Barden	28-209/4	1-11/0	1-31/1	2-22/0	-	4-20/1	2-9/0	3-16/0	5-53/0	-	4-20/1	3-16/0	2-7/1	1-4/0
• Justin Wheeler	16-145/1	1-4/0	2-17/0	-	1-9/0	5-52/1	2-23/0	1-8/0	-	-	-	2-25/0	2-7/0	-
D.J. Moore	7-143/2	-	-	-	-	-	-	-	-	-	3-51/2	2-32/0	2-60/0	-
George Smith	13-142/0	DNP	DNP	DNP	DNP	2-21/0	-	2-27/0	-	1-17/0	1-12/0	5-46/0	1-4/0	1-15/0
• Jamie Graham	17-125/3	1-0/0	3-21/0	-	2-19/0	-	-	4-36/2	-	3-22/1	DNP	-	2-20/0	2-7/0
• Jared Hawkins	16-121/1	1-0/0	-	1-9/0	1-9/1	-	1-4/0	3-23/0	2-11/0	3-16/0	4-49/0	-	DNP	-
Jeff Jennings	10-57/0	1-5/0	DNP	DNP	DNP	1--2/0	1--1/0	1-3/0	1-8/0	-	2-21/0	3-23/0	-	DNP
• Austin Monahan	4-45/0	1-5/0	1-18/0	-	2-22/0	DNP	DNP	DNP	DNP	DNP	DNP	DNP	DNP	DNP
• Gaston Miller	3-31/0	-	1-3/0	-	-	DNP	DNP	-	DNP	1-12/0	-	1-16/0	-	-
• Udom Umoh	3-29/0	-	-	-	-	-	-	-	-	-	-	-	-	3-29/0
• Kennard Reeves	2-16/0	DNP	DNP	-	-	DNP	-	-	-	1-15/0	-	-	1-1/0	-
• Chris Reinert	1-13/0	1-13/0	-	DNP	DNP	DNP	DNP	DNP	DNP	DNP	DNP	DNP	DNP	DNP

PUNT RETURNS

#-Yds	Miami	USC	Rice	Ole Miss	Auburn	MSU	Georgia	Duke	Florida	Ky.	Tenn.	WF	BC
D.J. Moore	17-244	3-98	2-21	2-84	-	1-25	3-20	2--3	2-1	1--3	1-1	-	-
• Jamie Graham	11-54	-	-	-	1-0	3-21	-	2-15	1--2	-	DNP	1-6	3-14
• John Cole	2-22	2-22	DNP	DNP	DNP	DNP	DNP	DNP	DNP	DNP	DNP	DNP	DNP
• Alex Washington	2-0	DNP	DNP	DNP	DNP	DNP	-	-	DNP	-	1--2	-	1-2

KO RETURNS

#-Yds	Miami	USC	Rice	Ole Miss	Auburn	MSU	Georgia	Duke	Florida	Ky.	Tenn.	WF	BC
D.J. Moore	21-407	-	2-39	2-54	1-17	3-45	3-62	2-25	2-32	4-90	-	2-43	-
Sean Walker	10-237	4-84	-	1-31	2-56	-	1-22	2-44	-	-	-	-	-
• Gaston Miller	10-189	-	-	-	-	DNP	DNP	-	DNP	2-40	4-67	1-16	1-31
Josh Allen	6-125	-	-	-	-	-	1-18	-	-	-	1-28	1-33	3-46
Matt Bubis	1-2	-	-	1-2	-	-	-	-	DNP	-	-	-	-
Jake Bradford	1-1	-	-	-	-	-	-	-	-	1-1	-	-	-

2008 DEFENSIVE STATS



Patrick Benoist



Chris Marve

2008 REVIEW


#	Name	GP	Tackles			TFL/Yds	Sacks No-Yards	Pass Def		QBH	Fumbles		Blocked	
			Solo	Ast	Total			Int-Yds	BrUp		Rcv-Yds	FF	Kick	Safety
30	• Patrick Benoist	13	48	61	109	6.5-21	2.0-14	.	5	4	1-0	.	.	.
13	• Chris Marve	13	56	49	105	6.5-26	3.0-22	.	.	3	2-0	4	.	.
2	• Ryan Hamilton	13	51	53	104	4.5-6	1.0-1	4-103	1	2	3-0	1	.	.
33	Reshard Langford	13	49	27	76	2.5-5	.	3-75	3	.	.	1	.	.
5	• Myron Lewis	13	51	25	76	7.0-59	5.0-50	5--3	6	1	.	2	.	.
17	D.J. Moore	13	30	28	58	4.5-23	1.0-8	6-56	7	.	1-0	1	.	.
56	• Greg Billinger	13	17	30	47	4.5-25	2.5-17	.	3	2	.	.	1	.
96	• Steven Stone	13	19	23	42	7.5-27	5.0-23	.	.	2	.	1	.	.
74	• T.J. Greenstone	13	16	17	33	6.0-11	.	.	.	1	1-0	.	.	.
49	• John Stokes	13	19	12	31	4.0-9
90	• Broderick Stewart	11	16	13	29	9.5-51	5.0-34	.	2	4	.	3	.	.
11	• Brent Trice	13	11	11	22	3.5-17	2.5-15	.	1	1	1-0	1	.	.
91	• Theron Kadri	11	6	13	19
59	• Adam Smotherman	13	11	5	16	2.0-7	2.0-7	.	.	2
20	Jared Fagan	12	8	6	14
42	• Tim Fugger	9	8	6	14	1	.	.
6	Darlon Spead	7	5	6	11	1.0-2	.	1-41	2
38	• Sean Richardson	12	3	8	11	1-0	.	.	.
29	• Joel Caldwell	13	5	6	11
23	• Udom Umoh	13	3	7	10
14	Josh Allen	13	9	1	10	.	.	1-0	2
52	• Nate Campbell	13	3	5	8
19	• Casey Hayward	13	3	5	8	.	.	.	3	.	.	1	.	.
45	• Chris Johnson	13	2	5	7
46	• Austin Newton	13	3	2	5
16	Alan Strong	12	2	2	4
89	• Terrell Brannon	11	2	2	4	0.5-0	.	.	1	1
44	• Michael Garcia	12	1	2	3
8	Bryant Hahnfeldt	13	1	2	3
24	• Rich Tompkins	2	1	1	2
25	• Jamie Graham	12	.	2	2
51	• Davis Flowers	2	.	1	1
VANDERBILT		13	460	436	896	70-289	29-191	20-272	36	23	10-0	16	1	0
Opponents.....		13	468	353	821	84.0-339	27-187	12-146	31	26	9-13	10	7	0



DEFENSIVE STATISTICS



Reshard Langford



Myron Lewis

TACKLES

	Solo-Assisted-Total	Miami	USC	Rice	Ole Miss	Auburn	MSU	Georgia	Duke	Florida	Ky.	Tenn.	WF	BC
• Patrick Benoist	48-61-109	2-3-5	6-9-15	4-6-10	4-3-7	6-7-13	7-2-9	4-2-6	2-3-5	6-2-8	1-4-5	1-9-10	3-4-7	2-7-9
• Chris Marve	56-49-105	4-2-6	2-4-6	1-2-3	7-4-11	3-7-10	5-3-8	6-2-8	10-6-16	3-3-6	2-3-5	3-6-9	5-2-7	5-5-10
• Ryan Hamilton	51-53-104	2-3-5	4-4-8	4-7-11	4-2-6	4-6-10	3-2-5	4-2-6	4-5-9	5-8-13	4-0-4	6-10-16	4-1-6	3-3-6
• Myron Lewis	51-25-76	6-2-8	3-0-3	5-5-10	4-1-5	3-1-4	6-0-6	3-2-5	4-2-6	4-4-8	5-2-7	3-2-5	3-2-5	2-2-4
Reshard Langford	49-27-76	3-4-7	2-4-6	5-2-7	4-1-5	1-2-3	9-1-10	2-1-3	5-4-9	3-1-4	1-0-1	5-3-8	3-1-4	6-3-9
D.J. Moore	30-28-58	3-2-5	1-3-4	1-3-4	2-0-2	2-4-6	1-2-3	5-1-6	2-1-3	2-4-6	3-1-4	4-4-8	2-1-3	2-2-4
• Greg Billinger	17-30-47	-	3-3-6	0-4-4	1-4-5	0-2-2	2-2-4	3-2-5	0-3-3	1-0-1	1-2-3	1-4-5	2-0-2	3-4-7
• Steven Stone	19-23-42	1-0-1	2-4-6	0-2-2	3-4-7	1-2-3	1-0-1	1-2-3	2-1-3	2-1-3	0-5-5	0-1-1	5-0-5	1-1-2
• T.J. Greenstone	16-17-33	3-1-4	0-1-1	-	0-4-4	2-1-3	3-1-4	0-2-2	2-2-4	1-2-3	-	2-1-3	0-1-1	3-1-4
• John Stokes	19-12-31	1-0-1	1-2-3	1-0-1	0-1-1	2-0-2	1-1-2	2-1-3	1-1-2	3-1-4	0-1-1	3-2-5	4-1-5	0-1-1
• Broderick Stewart	16-13-29	1-0-1	0-1-1	0-2-2	2-2-4	2-1-3	1-1-2	3-1-4	5-0-5	0-1-1	2-0-2	0-4-4	DNP	DNP
• Brent Trice	11-11-22	-	-	2-2-4	0-1-1	1-1-2	3-0-3	1-1-2	0-1-1	-	2-0-2	0-3-3	2-0-2	0-2-2
• Theron Kadri	6-13-19	1-0-1	1-1-2	0-2-2	-	2-2-4	-	0-1-1	DNP	-	DNP	1-4-5	1-3-4	-
• Adam Smotherman	11-5-16	-	1-0-1	-	0-1-1	1-1-2	4-0-4	1-1-2	-	-	-	-	2-0-2	2-2-4
Jared Fagan	8-6-14	0-1-1	3-0-3	5-4-9	-	-	-	0-1-1	-	-	-	DNP	-	-
• Tim Fugger	8-6-14	DNP	DNP	DNP	-	-	-	1-1-2	4-0-4	-	1-2-3	1-0-1	1-2-3	0-1-1
• Joel Caldwell	5-6-11	2-2-4	-	1-0-1	0-1-1	1-0-1	1-0-1	-	-	-	0-1-1	-	0-2-2	-
• Sean Richardson	3-8-11	-	0-1-1	1-0-1	0-2-2	-	-	0-1-1	0-1-1	1-0-1	1-1-2	0-1-1	0-1-1	-
Darlon Spead	5-6-11	1-2-3	0-2-2	DNP	DNP	DNP	DNP	DNP	DNP	1-0-1	2-0-2	-	-	1-2-3
Josh Allen	9-1-10	1-0-1	-	1-0-1	1-0-1	2-0-2	2-0-2	-	-	1-1-1	-	-	-	1-0-1
• Nate Campbell	3-5-8	1-0-1	0-2-2	0-1-1	-	1-0-1	-	-	1-0-1	-	-	-	0-1-1	0-1-1
• Casey Hayward	3-5-8	0-1-1	-	-	1-1-2	-	-	1-0-1	-	-	1-0-1	-	-	0-3-3
• Austin Newton	3-2-5	-	-	-	1-0-1	1-0-1	-	-	-	1-0-1	-	0-1-1	-	-
• Teriall Brannon	2-2-4	-	-	-	0-1-1	0-1-1	-	-	-	DNP	-	-	1-0-1	1-0-1
• Michael Garcia	1-2-3	0-2-2	-	-	-	-	1-0-1	-	-	-	-	-	DNP	DNP


INTERCEPTIONS/RETURN YARDS

	INTs/Yds.	Miami	USC	Rice	Ole Miss	Auburn	MSU	Georgia	Duke	Florida	Ky.	Tenn.	WF	BC
D.J. Moore	6-56	1-1	-	1-31	-	-	-	1-0	-	1-24	2-0	-	-	-
• Myron Lewis	5-(-3)	1-0	-	-	-	1-(-5)	-	1-1	-	-	-	1-1	-	1-0
Reshard Langford	3-75	-	1-33	-	1-0	-	-	-	-	-	-	1-42	-	-
• Ryan Hamilton	4-103	-	-	-	3-103	-	-	-	-	-	-	-	-	1-0
Darlon Spead	1-41	-	1-41	DNP	DNP	DNP	DNP	DNP	DNP	-	-	-	-	-
Josh Allen	1-0	1-0	-	-	-	-	-	-	-	-	-	-	-	-


DEFENSIVE STATISTICS



2008 REVIEW



Ryan Hamilton



D.J. Moore

FUMBLES FORCED/FUMBLES RECOVERED

	FF/FR	Miami	USC	Rice	Ole Miss	Auburn	MSU	Georgia	Duke	Florida	Ky.	Tenn.	WF	BC
• Chris Marve	4 / 2	-	-	-	1/0	-	-	-	1/0	1/0	-	1/1	0/1	-
• Broderick Stewart	3 / 0	-	-	-	-	1/0	-	-	2/0	-	-	-	DNP	DNP
• Myron Lewis	2 / 0	-	-	-	-	-	-	-	1/0	-	-	-	1/0	-
• Casey Hayward	1 / 0	-	-	-	1/0	-	-	-	-	-	-	-	-	-
• Brent Trice	1 / 1	-	-	1/1	-	-	-	-	-	-	-	-	-	-
• D.J. Moore	1 / 1	1/0	-	-	0/1	-	-	-	-	-	-	-	-	-
• Tim Fugger	1 / 0	DNP	DNP	DNP	-	-	-	1/0	-	-	-	-	-	-
• Ryan Hamilton	1 / 3	-	1/1	-	0/1	-	-	-	-	0/1	-	-	-	-
• Reshard Langford	1 / 0	-	-	-	-	-	-	-	-	1/0	-	-	-	-
• Steven Stone	1 / 0	-	-	-	-	-	-	-	-	-	-	-	1/0	-
• Patrick Benoist	0 / 1	-	-	-	-	-	-	-	-	-	-	-	0/1	-
• T.J. Greenstone	0 / 1	-	-	-	-	-	-	-	0/1	-	-	-	-	-
• Sean Richardson	0 / 1	-	-	-	-	-	-	-	-	-	-	-	-	0/1

TACKLES FOR LOSS/SACKS

	TFL/SACKS	Miami	USC	Rice	Ole Miss	Auburn	MSU	Georgia	Duke	Florida	Ky.	Tenn.	WF	BC
• Broderick Stewart	9.5/5.0	1-9/1-9	-	-	-	2-15/1-8	1.5-6/5-2	1-2/0	2-15/2-15	-	1-3/	1-1/	DNP	DNP
• Steven Stone	7.5/5.0	-	1-2/1-2	-	2-5/1-3	1-4/1-4	-	-	1-6/1-6	-	.5-1/0	-	2-9/1-8	-
• Myron Lewis	7.0/5.0	-	-	2-17/2-17	-	2-13/1-11	-	-	1-10/1-10	1-12/1-12	-	1-7/0	-	-
• Patrick Benoist	6.5/2.0	-	2-8/1-6	1-1/0	.5-1/0	2-10/1-8	-	-	-	-	-	-	1-1/0	-
• Chris Marve	6.5/3.0	1-10/1-10	1-1/0	-	-	-	-	-	2.5-8/1-6	-	-	2-7/1-6	-	-
• T.J. Greenstone	6.0/ -	2-2/0	.5-2/0	-	-	.5-0/0	1.5-5/0	.5-0/0	-	-	-	-	-	1-2/0
• Greg Billinger	4.5/2.5	-	2-15/2-15	-	-	.5-1/0	.5-2/5-2	1-6/0	-	-	.5-1/0	-	-	-
• Ryan Hamilton	4.5/1.0	-	-	-	-	2-2/1-1	-	-	.5-0/0	-	2-4/0	-	-	-
• D.J. Moore	4.5/1.0	1-8/1-8	1-2/0	-	-	-	-	-	-	-	-	2.5-13/0	-	-
• John Stokes	4.0/ -	-	-	-	-	-	1.5-3/0	.5-1/0	-	-	-	1-3/0	1-2/0	-
• Brent Trice	3.5/2.5	-	-	1-4/1-4	-	-	1-10/1-10	1-2/0	-	-	-	.5-1/5-1	-	-
• Reshard Langford	2.5/ -	-	.5-0/0	-	-	-	-	1-4/0	-	1-1/0	-	-	-	-
• Adam Smotherman	2.0/2.0	-	-	-	-	-	2-7/2-7	-	-	-	-	-	-	-
• Darlron Spead	1.0/ -	1-2/0	-	DNP	DNP	DNP	DNP	DNP	DNP	-	-	-	-	-
• Teriall Brannon	0.5/ -	-	-	-	.5-0/0	-	-	-	-	DNP	-	-	-	-



2008 STARTERS

OFFENSIVE STARTERS

	WR	WR	LT	LG	C	RG	RT	TE	QB	TB	WR
@ Miami (Ohio)	Walker	Graham	Lauer	Custer	Vierling	Bailey	Welch	Monahan	Nickson	Jennings	Wheeler
South Carolina	Walker	Graham	Lauer	Custer	Vierling	Bailey	Welch	Monahan	Nickson	Hawkins	Wheeler
Rice	Walker	Graham	Lauer	Custer	Vierling	Bailey	Welch	Monahan	Nickson	Hawkins	Wheeler
@ Ole Miss	Walker	Graham	Lauer	Custer	Vierling	Bailey	Welch	Barden	Nickson	Hawkins	Wheeler
Auburn	Walker	Smith	Lauer	Custer	Vierling	Bailey	Welch	Barden	Nickson	Hawkins	Wheeler
@ Miss. State	Walker	Smith	Lauer	Custer	Vierling	Forte	Welch	Barden	Nickson	Hawkins	Graham
@ Georgia	Walker	Smith	Fischer	Custer	Vierling	Hensley	Welch	Barden	Adams	Hawkins	Graham
Duke	Walker	Smith	Fischer	Custer	Vierling	Hensley	Welch	Barden	Adams	Hawkins	Wheeler
Florida	Walker	Graham	Fischer	Custer	Vierling	Hensley	Welch	Barden	Adams	Hawkins	Wheeler
@ Kentucky	Walker	Smith	Lauer	Fischer	Vierling	Hensley	Welch	Barden	Nickson	Hawkins	Wheeler
Tennessee	Walker	Smith	Lauer	Fischer	Vierling	Hensley	Welch	Barden	Nickson	Jennings	Graham
@ Wake Forest	Bradford (TE)	Smith	Lauer	Fischer	Vierling	Hensley	Welch	Barden	Nickson	Graham	Wheeler
Boston College/MCB	Walker	Smith	Lauer	Fischer	Vierling	Hensley	Welch	Barden	Smith	Hawkins	Wheeler

DEFENSIVE STARTERS

	DE	DT	DT	DE	OLB	MLB	OLB	CB	FS	SS	CB
@ Miami (Ohio)	Stone	Billinger	Smotherman	Stewart	Stokes	Marve	Benoist	Moore	Hamilton	Langford	Lewis
South Carolina	Stone	Billinger	Greenstone	Stewart	Stokes	Marve	Benoist	Moore	Hamilton	Langford	Lewis
Rice	Stone	Billinger	Smotherman	Stewart	Allen (NB)	Marve	Benoist	Moore	Hamilton	Langford	Lewis
@ Ole Miss	Stone	Billinger	Greenstone	Stewart	Allen (NB)	Marve	Benoist	Moore	Hamilton	Langford	Lewis
Auburn	Stone	Billinger	Smotherman	Stewart	Stokes	Marve	Benoist	Moore	Hamilton	Langford	Lewis
@ Miss. State	Stone	Billinger	Smotherman	Stewart	Stokes	Marve	Benoist	Moore	Hamilton	Langford	Lewis
@ Georgia	Stone	Billinger	Smotherman	Stewart	Fagan (NB)	Marve	Benoist	Moore	Hamilton	Langford	Lewis
Duke	Stone	Billinger	Smotherman	Stewart	Stokes	Marve	Benoist	Moore	Hamilton	Langford	Lewis
Florida	Stone	Billinger	Smotherman	Stewart	Stokes	Spead (NB)	Benoist	Moore	Hamilton	Langford	Lewis
@ Kentucky	Stone	Billinger	Smotherman	Stewart	Stokes	Marve	Benoist	Moore	Hamilton	Langford	Lewis
Tennessee	Stone	Billinger	Smotherman	Stewart	Stokes	Marve	Benoist	Moore	Hamilton	Langford	Lewis
@ Wake Forest	Stone	Billinger	Smotherman	Kadri	Stokes	Marve	Benoist	Moore	Hamilton	Langford	Lewis
Boston College/MCB	Stone	Billinger	Smotherman	Brannon	Stokes	Marve	Benoist	Moore	Hamilton	Langford	Lewis

GAME-BY-GAME COMPARISONS (NOTE: GAME TOTALS ARE DISPLAYED IN THE FORMAT TEAM/OPPONENT FOR EACH CATEGORY)

OPPONENT	SCORE	1ST DOWNS	RUSHING	PASSING	PASS YDS	PLAYS-TOTAL YDS	RET. YDS	TOs
@ Miami (Ohio)	34-13	17/17	50-269/25-96	9-16-0/19-42-3	91/244	66-360/67-340	205/168	2/3
South Carolina	24-17	15/18	41-135/29-92	8-13-0/23-39-2	90/233	54-225/68-325	134/120	1/3
Rice	38-21	22/23	43-273/34-108	7-16-0/25-40-1	71/299	59-344/74-407	202/55	0/2
@ Ole Miss	23-17	11/16	41-131/40-201	9-12-0/12-25-4	71/184	53-202/65-385	176/221	2/6
Auburn	14-13	15/15	32-106/44-110	16-31-1/10-22-1	157/98	63-263/66-208	86/72	1/1
@ Miss. State	14-17	7/16	26-45/50-166	8-20-2/12-22-0	62/81	46-107/72-247	104/72	2/0
@ Georgia	14-24	14/25	26-114/40-231	16-32-2/13-23-2	131/194	58-245/63-425	100/59	2/2
Duke	7-10	15/15	32-81/36-28	14-31-2/21-36-0	210/222	63-291/72-250	31/36	3/1
Florida	14-42	15/24	39-150/38-231	12-22-1/15-21-1	114/191	61-264/59-422	152/93	1/2
@ Kentucky	31-24	21/12	43-213/24-97	15-27-0/11-26-2	155/144	70-368/50-241	94/120	1/2
Tennessee	10-20	16/15	28-25/51-222	19-44-2/4-9-2	188/21	72-213/60-243	141/195	3/3
@ Wake Forest	10-23	16/16	34-116/42-158	14-35-2/13-21-0	133/173	69-249/63-331	79/61	3/2
Boston College/MCB	16-14	8/17	36-79/38-141	10-20-0/15-36-2	121/190	56-200/74-331	49/62	0/3
VU/OPP Totals	249-255	192/229	471-1737/491-1881	157-319-12/193-362-20	1594/2274	790-3331/853-4155	1553/1334	21/30

2008 STAT COMPARISONS



GAME-BY-GAME COMPARISONS (NOTE: GAME TOTALS ARE DISPLAYED IN THE FORMAT TEAM/OPPONENT FOR EACH CATEGORY)

	3RD DOWN	4TH DOWN	TIME POSS	MARGIN	Yds/RUSH	Yds/PASS	Yds/PLAY	PUNTING	PEN. Yds
@ Miami (Ohio)	8-15/4-15	0-1/1-2	32:43/27:17	5:26	5.4/3.8	5.7/5.8	5.5/5.1	4-40.2/5-48.4	25/45
South Carolina	2-10/6-15	0-0/1-1	30:02/29:58	0:04	3.3/3.2	6.9/6.0	4.2/4.8	6-34.7/4-44.8	35/51
Rice	5-10/7-14	0-0/2-3	30:53/29:07	1:46	6.3/3.2	4.4/7.5	5.8/5.5	4-38.2/4-39.2	35/15
@ Ole Miss	3-13/5-14	0-0/0-1	30:36/29:24	1:12	3.2/5.0	5.9/7.4	3.8/5.9	7-44.1/3-33.7	20/82
Auburn	6-17/5-16	0-0/1-2	30:03/29:57	0:06	3.3/2.5	5.1/4.5	4.2/3.2	8-39.1/9-40.6	37/81
@ Mississippi State	1-10/9-18	0-0/0-0	23:48/36:12	-12:24	1.7/3.3	3.1/3.7	2.3/3.4	8-42.1/8-29.2	65/45
@ Georgia	5-14/1-8	0-1/0-0	27:34/32:26	-4:52	4.4/5.8	4.1/8.4	4.2/6.7	7-44.6/4-44.0	31/47
Duke	7-17/6-18	0-1/0-1	28:20/31:40	-3:20	2.5/0.8	6.8/6.2	4.6/3.5	6-29.7/7-38.7	33/68
Florida	5-14/5-8	1-2/0-0	32:41/27:19	5:22	3.8/6.1	5.2/9.1	4.3/7.2	5-30.0/2-39.5	80/70
@ Kentucky	7-15/1-10	1-1/2-4	39:18/20:42	18:36	5.0/4.0	5.7/5.5	5.3/4.8	4-42.0/4-41.8	41/57
Tennessee	4-17/4-13	2-3/0-0	24:46/35:14	-10:28	0.9/4.4	4.3/2.3	3.0/4.1	7-37.6/6-37.5	42/29
@ Wake Forest	4-17/6-14	2-3/0-0	28:17/31:43	-3:26	3.4/3.8	3.8/8.2	3.6/5.3	7-34.6/5-43.4	29/45
Boston College/MCB	1-15/7-17	0-0/1-2	28:52/31:08	-2:16	2.2/3.7	6.1/5.3	3.6/4.5	9-42.6/8-39.8	0/34
VU/OPP Totals	58-184/66-180	6-12/8-16	387:53/392:07	-4:14	3.7/3.8	5.0/6.3	4.2/4.9	82-38.7/69-39.6	473/669

THIRD DOWN CONVERSIONS

	SCORE	OVERALL	1ST QTR	2ND QTR	3RD QTR	4TH QTR
@ Miami (Ohio)	W, 34-13	8-15 (53.3%)	4-5 (80.0%)	2-4 (50.0%)	0-2 (0.0%)	2-4 (50.0%)
South Carolina	W, 24-17	2-10 (20.0%)	0-3 (0.0%)	1-3 (33.3%)	0-1 (0.0%)	1-3 (33.3%)
Rice	W, 38-21	5-10 (50.0%)	1-4 (25.0%)	1-1 (100.0%)	1-2 (50.0%)	2-3 (66.7%)
@ Ole Miss	W, 23-17	3-13 (23.1%)	2-3 (66.7%)	0-3 (0.0%)	1-3 (33.3%)	0-4 (0.0%)
Auburn	W, 14-13	6-17 (35.3%)	0-3 (0.0%)	3-4 (75.0%)	2-4 (50.0%)	1-6 (16.7%)
at Mississippi State	L, 14-17	1-10 (10.0%)	0-2 (0.0%)	0-3 (0.0%)	0-3 (0.0%)	1-2 (50.0%)
at Georgia	L, 14-24	5-14 (35.7%)	0-2 (0.0%)	3-5 (60.0%)	1-3 (33.3%)	1-4 (25.0%)
Duke	L, 7-10	7-17 (41.2%)	1-3 (33.3%)	0-4 (0.0%)	1-3 (33.3%)	5-7 (71.4%)
Florida	L, 14-42	5-14 (35.7%)	0-4 (0.0%)	1-3 (33.3%)	3-3 (100.0%)	1-4 (25.0%)
at Kentucky	W, 31-24	7-15 (46.7%)	3-5 (60.0%)	3-6 (50.0%)	0-1 (0.0%)	1-3 (33.3%)
Tennessee	L, 10-20	4-17 (23.5%)	0-3 (0.0%)	1-4 (25.0%)	2-5 (40.0%)	1-5 (20.0%)
at Wake Forest	L, 10-23	4-17 (23.5%)	1-4 (25.0%)	0-4 (0.0%)	2-4 (50.0%)	1-5 (20.0%)
Boston College/MCB	W, 16-14	1-15 (6.7%)	0-3 (0.0%)	0-3 (0.0%)	1-4 (25.0%)	0-5 (0.0%)
VANDERBILT		58-184 (31.5%)	12-44 (27.3%)	15-47 (31.9%)	14-38 (36.8%)	17-55 (30.9%)
Opponents		66-180 (36.7%)	17-40 (42.5%)	21-47 (44.7%)	17-47 (36.2%)	11-46 (23.9%)

FOURTH DOWN CONVERSIONS

	SCORE	OVERALL	1ST QTR	2ND QTR	3RD QTR	4TH QTR
@ Miami (Ohio)	34-13	0-1 (0.0%)	0-0 (0.0%)	0-0 (0.0%)	0-0 (0.0%)	0-1 (0.0%)
South Carolina	24-17	0-0 (0.0%)	0-0 (0.0%)	0-0 (0.0%)	0-0 (0.0%)	0-0 (0.0%)
Rice	38-21	0-0 (0.0%)	0-0 (0.0%)	0-0 (0.0%)	0-0 (0.0%)	0-0 (0.0%)
@ Ole Miss	23-17	0-0 (0.0%)	0-0 (0.0%)	0-0 (0.0%)	0-0 (0.0%)	0-0 (0.0%)
Auburn	14-13	0-0 (0.0%)	0-0 (0.0%)	0-0 (0.0%)	0-0 (0.0%)	0-0 (0.0%)
@ Miss. State	14-17	0-0 (0.0%)	0-0 (0.0%)	0-0 (0.0%)	0-0 (0.0%)	0-0 (0.0%)
@ Georgia	14-24	0-1 (0.0%)	0-0 (0.0%)	0-0 (0.0%)	0-0 (0.0%)	0-1 (0.0%)
Duke	7-10	0-1 (0.0%)	0-0 (0.0%)	0-0 (0.0%)	0-0 (0.0%)	0-1 (0.0%)
Florida	14-42	1-2 (50.0%)	0-0 (0.0%)	0-0 (0.0%)	0-0 (0.0%)	1-2 (50.0%)
@ Kentucky	31-24	1-1 (100.0%)	1-1 (100.0%)	0-0 (0.0%)	0-0 (0.0%)	0-0 (0.0%)
Tennessee	10-20	2-3 (66.7%)	0-0 (0.0%)	0-0 (0.0%)	1-1 (100.0%)	1-2 (50.0%)
@ Wake Forest	10-23	2-3 (66.7%)	0-0 (0.0%)	0-0 (0.0%)	0-0 (0.0%)	2-3 (66.7%)
Boston College/MCB	16-14	0-0 (0.0%)	0-0 (0.0%)	0-0 (0.0%)	0-0 (0.0%)	0-0 (0.0%)
VANDERBILT		6-12 (50.0%)	1-1 (100.0%)	0-0 (0.0%)	1-1 (100.0%)	4-10 (40.0%)
Opponents		8-16 (50.0%)	0-2 (0.0%)	4-5 (80.0%)	3-5 (60.0%)	1-4 (25.0%)



2008 STAT COMPARISONS

TIME OF POSSESSION

OPPONENT	SCORE	OVERALL	1ST QTR	2ND QTR	3RD QTR	4TH QTR
@ Miami (Ohio)	34-13	32:43	8:38	6:44	6:13	11:08
South Carolina	24-17	30:02	8:49	7:15	4:23	9:35
Rice	38-21	23:56	8:18	6:53	6:18	2:27
@ Ole Miss	23-17	30:36	7:49	7:24	7:47	7:36
Auburn	14-13	30:03	5:58	8:18	8:17	7:30
@ Mississippi State	14-17	23:48	3:46	9:05	4:37	6:20
@ Georgia	14-24	27:34	8:21	7:58	5:41	5:34
Duke	7-10	28:20	8:25	4:18	6:14	9:23
Florida	14-42	32:41	7:18	7:20	8:35	9:28
@ Kentucky	31-24	39:18	11:47	13:03	6:39	7:49
Tennessee	10-20	24:46	7:19	5:55	5:49	5:43
@ Wake Forest	10-23	28:17	6:19	6:53	9:01	6:04
Boston College/Music City	16-14	28:52	7:54	4:41	6:55	9:22
Vanderbilt		387:53	100:41	95:47	86:29	104:56
Avg.		29:50	7:44	7:22	6:39	8:04
Opponents		392:07	94:19	99:13	108:31	90:04
Avg.		30:09	7:15	7:37	8:20	6:55

VANDERBILT—INSIDE OPPONENT 20-YARD LINE

OPPONENT	Inside		TOTAL PTS	RUSH TDs	PASS TDs	FG ATT.	FG MADE	FG-M	----- FAILED INSIDE 20 -----					GM
	SCORE	20							SCORED	Downs	INT	FUMB	HALF	
@ Miami (Ohio)	34-13	6	6	34	3	1	2	2	0	0	0	0	0	0
South Carolina	24-17	3	3	17	2	0	1	1	0	0	0	0	0	0
Rice	38-21	5	4	28	4	0	0	0	0	0	0	0	0	1
@ Ole Miss	23-17	3	3	13	0	1	2	2	0	0	0	0	0	0
Auburn	14-13	2	2	14	0	2	0	0	0	0	0	0	0	0
@ Mississippi St.	14-17	2	2	14	2	0	0	0	0	0	0	0	0	0
@ Georgia	14-24	2	2	14	2	0	2	0	0	0	0	0	0	0
@ Duke	7-10	1	0	0	0	0	0	0	1	0	0	0	0	0
Florida	14-42	3	2	14	2	0	2	0	0	1	0	0	0	0
@ Kentucky	31-24	3	3	21	3	1	2	0	0	0	0	0	0	0
Tennessee	10-20	2	1	3	0	0	0	1	0	0	0	0	1	0
@ Wake Forest	10-23	2	2	10	0	1	1	1	0	0	0	0	0	0
Boston College/Music City	16-14	1	1	3	0	0	1	1	0	0	0	0	0	0
Totals		35	31	185	22	13	12	8	1	1	0	0	2	0

Vanderbilt Yearly Totals: 31-35 (88.6%)

OPPONENTS—INSIDE VANDERBILT 20-YARD LINE

OPPONENT	SCORE	Inside		TOTAL PTS	RUSH TDs	PASS TDs	FG ATT.	FG MADE	FGA	----- FAILED INSIDE 20 -----				HALF	GM
		20	SCORED							Downs	INT	FUMB			
@ Miami (Ohio)	34-13	3	2	6	0	0	2	2	0	0	1	0	0	0	
South Carolina	24-17	2	2	14	0	2	0	0	0	0	0	0	0	0	
Rice	38-21	3	2	14	2	0	0	0	0	0	1	0	0	0	
@ Ole Miss	23-17	3	1	3	0	0	1	1	0	1	0	1	0	0	
Auburn	14-13	2	1	7	0	1	0	0	0	1	0	0	0	0	
@ Mississippi State	14-17	4	3	17	2	0	1	1	0	0	0	0	1	0	
@ Georgia	14-24	4	3	21	3	1	2	0	1	0	0	0	0	0	
Duke	7-10	4	1	3	0	0	0	1	1	1	0	1	0	0	
Florida	14-42	5	4	28	4	2	2	0	0	0	0	1	0	0	
@ Kentucky	31-24	3	3	17	2	2	0	1	0	0	0	0	0	0	
Tennessee	10-20	3	3	13	1	1	0	2	0	0	0	0	0	0	
@ Wake Forest	10-23	4	4	23	3	0	1	1	0	0	0	0	0	0	
Boston College/Music City	16-14	1	1	7	0	1	0	0	0	0	0	0	0	0	
Totals		41	30	173	12	9	9	9	2	3	2	3	1	0	

Vanderbilt's Opponent Yearly Totals: 30 of 41 (73.2%)

THE LAST TIME...



VANDERBILT INDIVIDUALS

THE LAST TIME...	PLAYER, DATE
... Player Scored Three TDs	Ca. Jackson-Garrison (3, vs. Ole Miss) 9/15/2007
... Player Scored Four TDs or more	Earl Bennett (5, vs. Kentucky) 11/12/2005
... QB passes for three TDs	Chris Nickson (3, vs. Kentucky) 11/15/2008
... QB passes for five TDs	Jay Cutler (5, vs. Kentucky) 11/12/2005
... QB passed for 200+ yards	Mackenzi Adams (210, vs. Duke) 10/25/2008
... QB passed for 300+ yards	Chris Nickson (446, @ Kentucky) 11/11/2006
... QB passed for 400+ yards	Chris Nickson (446, @ Kentucky) 11/11/2006
... Had 70-yard (+) catch	Adams to Sean Walker (79, vs. Duke) 10/25/2008
... Rushed for 100+ yards	Chris Nickson (118, vs. Kentucky) 11/15/2008
... Rushed for 200+ yards	Frank Mordica (321, vs. Air Force) 11/18/1978
... Rushed for 300+ yards	Frank Mordica (321, vs. Air Force) 11/18/1978
... Rushed for 3 (+) TDs	Ca. Jackson-Garrison (3, vs. Ole Miss) 9/15/2007
... Had 70-yard (+) rush	Ca. Jackson-Garrison (71, vs. Arkansas) 9/10/2005
... Receiver had 100+ yards	Sean Walker (138, vs. Duke) 10/25/2008
... Receiver had 200+ yards	Earl Bennett (223, vs. Richmond) 9/1/2007
... Had three (+) TD receptions	Earl Bennett (3, vs. Richmond) 9/1/2007
... Returned Kickoff for TD	Jimmy Williams (96, @ Kentucky) 11/13/1998
... Returned Punt for TD	Matt Stewart (24, vs. Florida) 11/4/2000
... Returned INT for TD	Reshard Langford (42, vs. Tennessee) 11/22/2008
... Had 200 all-purpose yards	D.J. Moore (206, vs. Rice) 9/13/2008
... Returned Fumble for TD	Darlon Spead (36, @ Florida) 11/3/2007
... Kicked three or more FGs	Bryant Hahnfeldt (3, @ Ole Miss) 9/20/2008
... Kicked 50-yard (+) FG	Bryant Hahnfeldt (51, vs. Temple) 9/30/2006
... Had 70-yard (+) punt	Abtin Iranmanesh (80, vs. Georgia) 10/18/2003
... Blocked opponent punt	Darlon Spead (@ Kentucky) 11/11/2006
... Returned blocked punt for a TD	Matt Stewart (24, vs. Florida, 11/4/2000)
... Blocked opponent field goal	Greg Billinger (vs. So. Carolina) 9/4/2008
... Blocked a PAT attempt	vs. Tennessee, 11/17/2007
... Scored on safety	Team (@ Navy) 9/25/2004

VANDERBILT TEAM

THE LAST TIME...	OPPONENT, DATE
... Achieved 30 (+) first downs in game	30 (vs. Kentucky) 11/10/2007
... Topped 500 Yards in Total Offense	621 (@ Kentucky) 11/11/2006
... Topped 600 Yards in Total Offense	621 (@ Kentucky) 11/11/2006
... 400 yards passing	446 (vs. Kentucky) 11/11/2006
... 300 yards passing	333 (vs. Wake Forest) 11/24/2007
... Rushed for more than 200 yards	213 (vs. Kentucky) 11/15/2008
... Rushed for more than 300 yards	344 (vs. Furman) 9/7/2002
... Rushed for more than 400 yards	415 (vs. Georgia) 10/15/1994
... Scored 40-49 points	41 (vs. Richmond) 9/1/2007
... Scored 50-59 points	51 (vs. Chattanooga) 9/6/2003
... Scored 60+ points	63 (vs. Davidson) 11/22/1969
... Held an opponent under 100 total yards	93 (Chattanooga) 9/6/2003
... Held an opponent between 100-200 total yards	173 (vs. East. Mich.) 9/29/07
... Held opponent under 50 rushing yards	28 (vs. Duke) 10/25/2008
... Held opponent to 51-100 rushing yards	97 (vs. Kentucky) 11/15/2008
... Held opponent under 100 passing yards	81 (@ Miss. State) 10/11/2008
... Held opponent scoreless	58-0 (vs. The Citadel) 10/9/1999
... Held FBS opponent scoreless	45-0 (vs. Virginia Tech) 11/13/1982

OPPONENT INDIVIDUALS

THE LAST TIME A VU OPPONENT...	PLAYER (TEAM) DATE
... Player scored three TDs	Justin Boyles (4, vs. Duke) 10/28/2006
... Player scored four TDs or more	Justin Boyles (4, vs. Duke) 10/28/2006
... QB passes for three TDs	Tim Tebow (3, vs. Florida) 11/8/2008
... QB passes for four TDs	Andre Woodson (4, @ Kentucky) 11/11/2006
... QB passes for five TDs	Jared Lorenzen (6, vs. Kentucky) 11/11/2001
... QB passed for 200+ yards	T. Lewis (222, vs. Duke) 10/25/2008
... QB passed for 300+ yards	Andre Woodson (450, @ Kentucky) 11/11/2006
... QB passed for 400+ yards	Andre Woodson (450, @ Kentucky) 11/11/2006
... Had 70-yard (+) catch	Eli Manning (78, vs. Ole Miss) 9/21/2002
... RB rushed for 100+ yards	Knowson Moreno (172, @ Georgia) 10/18/2008
... RB rushed for 200+ yards	Arian Foster (223, @ Tennessee) 11/19/2005
... Rushed for three (+) TDs	Justin Boyle (4, Duke) 10/28/2006
... Had 70-yard (+) rush	LaMarcus Coker (87, Tennessee) 11/18/2006
... Receiver had 100+ yards	A.J. Green (132, @ Georgia) 10/18/2008
... Receiver had 200+ yards	Craig Yeast (269, @ Kentucky) 11/13/1998
... Had three (+) TD receptions	Sidney Rice (3, South Carolina) 10/22/2005
... Returned VU Kickoff for TD	Mike Wallace (98, @ Ole Miss) 9/20/2008
... Returned VU Punt for TD	Mike Espy (51, vs. Ole Miss) 9/17/2005
... Returned VU INT for TD	Eric Berry (45, vs. Tennessee) 11/22/2008
... Returned VU Fumble for TD	Ali Highsmith (22, vs. LSU) 10/8/2005
... Kicked three or more FGs	Leigh Tiffin (3, vs. Alabama) 9/8/2007
... Kicked 50-yard (+) FG	Ryan Succup (55, vs. South Carolina) 10/21/2006
... Blocked VU punt	C. Dunlap (2, vs. Florida) 11/8/2008
... Returned blocked punt for a TD	Casinious Moore (0, Auburn) 9/30/2000
... Blocked VU field goal	Myron Pryor (vs. Kentucky) 11/15/2008
... Returned blocked FG for a TD	David Jones (57, vs. Kentucky) 11/15/2008
... Scored on VU safety	Chase Pittman (vs. LSU) 10/8/2005

OPPONENT TEAM


THE LAST TIME A VU OPPONENT...	TEAM, DATE
... Achieved 30 (+) first downs in game	32 (vs. Ole Miss) 12/1/2001
... Topped 500 Yards in Total Offense	597 (@ Kentucky) 11/11/2006
... Topped 600 Yards in Total Offense	606 (@ Georgia) 10/19/2002
... Rushed for more than 200 yards	231 (vs. Florida) 11/8/2008
... Rushed for more than 300 yards	342 (vs. Navy) 10/11/2003
... Rushed for more than 400 yards	406 (@ Tennessee) 11/26/1994
... Scored 40-49 points	42 (vs. Florida) 11/8/2008
... Scored 50-59 points	56 (vs. Kentucky) 11/10/2001
... Scored 60+ points	71 (@ Florida) 11/3/2001
... Held VU under 50 rushing yards	25 (vs. Tennessee) 11/22/2008
... Held VU to 51-100 rushing yards	81 (vs. Duke) 10/25/2008
... Held VU under 100 passing yards	62 (@ Miss. State) 10/11/2008
... Held Vanderbilt under 200 total yards	107 (@ Miss. State) 10/11/2008
... Held VU scoreless	0-48 (@ Tennessee) 11/22/2003



GAME RECAPS

Vanderbilt (34) at Miami of Ohio (13)

Oxford, Ohio • Aug. 28, 2008 • ESPN2



GAME 1

Chris Nickson rushed for a career-high 166 yards and two touchdowns and passed for another TD to lead Vanderbilt to a 34-13 victory over Miami of Ohio in the opener for both teams Thursday night.

An interception and a punt return by D.J. Moore lead to 10 Vanderbilt points during a six-minute span of the first quarter as the Commodores pulled away.

Miami's only lead Thursday night came on a 37-yard field goal by Nathan Parseghian early in the first quarter.

Vanderbilt went ahead 7-3 when Nickson and Sean Walker hooked up for a 49-yard completion and then a 4-yard touchdown.

Moore's interception on the RedHawks' ensuing possession led to a field goal by Bryant Hahnfeldt. Moore later returned a punt 91 yards to the Miami 1, and Nickson plunged in from there to put the 'Dores on top 17-3.

After the RedHawks answered, Vanderbilt countered in just three plays, including a 59-yard run by Nickson and a 14-yard touchdown run by Nickson.

	1	2	3	4	FINAL	RECORD
VANDERBILT	17	10	0	7	34	1-0
MIAMI	3	7	3	0	13	0-1

FIRST QUARTER: MIAMI—Parseghian 37-yd. field goal, 11:08. VANDERBILT—Walker from Nickson 4-yd. pass (Hahnfeldt kick) :11. VU—Hahnfeldt 42-yd. field goal, 6:23. VANDERBILT—Nickson 1-yd. run (Hahnfeldt kick) :11.

SECOND QUARTER: MIAMI—Harris from Raudabaugh 30-yd. pass (Parseghian kick) 6:58. VANDERBILT—Nickson 14-yd. run (Hahnfeldt kick) 5:33. VANDERBILT—Hahnfeldt 32-yd. field goal :14.

THIRD QUARTER: MIAMI—Parseghian 29-yd. field goal 6:42.

FOURTH QUARTER: VANDERBILT—Hawkins 3-yd. run (Hahnfeldt kick) 5:40.

STATISTICS

	VANDERBILT	MIAMI
FIRST DOWNS	17	17
NET YARDS RUSHING	269	96
NET YARDS PASSING	91	244
COMPLETIONS-ATTEMPTS-INT	9-16-0	19-42-3
TOTAL OFFENSE #-YARDS	66-360	67-340
PENALTIES: #-YARDS	2-25	7-45
AVERAGE YARDS PER PUNT	40.2	48.4
PUNT RETURNS: #-YARDS-TD	5-120-0	2-9-0
KICKOFF RETURNS: #-Yds-TD	4-84-0	7-159-0
INTERCEPTIONS: #-Yds-TD	3-1-0	0-0-0
FUMBLE RETURNS: #-Yds-TD	0-0-0	0-0-0
POSSESSION TIME	32:43	27:17
3RD DOWN CONVERSIONS	8 OF 15	4 OF 15
4TH DOWN CONVERSIONS	0 OF 1	1 OF 2
RED-ZONE SCORES-CHANCES	6-6	2-3
SACKS BY: #-YARDS	3-27	2-11

RUSHING: VANDERBILT—Nickson 20-166; Hawkins 13-51; Miller 10-41; Walker 2-26; Adams 2-3; Team 1-(-3); Jennings 2-(-15). MIAMI—Merriweather 10-59; Rogers 2-32; Bratton 7-13; Raudabaugh 6-(-8).

PASSING: VANDERBILT—Nickson 9-16-0-91. MIAMI—Raudabaugh 19-41-3-244; Team 0-1-0-0.

RECEIVING: VANDERBILT—Walker 2-53; Reinart 1-13; Barden 1-11; Jennings 1-5; Monahan 1-5; Wheeler 1-4; Hawkins 1-0; Graham 1-0. MIAMI—Harris 4-52; Wood 4-45; O'Connell 3-61; Robinson 2-34; Rogers 2-13; Crabtree 2-11; Givens 1-15; Bratton 1-13.

#24 So. Carolina (17) at Vanderbilt (24)

Vanderbilt Stadium, Nashville, Tenn. • Sept. 4, 2008 • ESPN2



GAME 2

Chris Nickson threw for a touchdown and ran for another as Vanderbilt beat a ranked opponent on its own field Thursday night, topping No. 24 South Carolina 24-17 in the SEC opener for both teams.

The Commodores (2-0) recorded their first victory over a ranked team in Vanderbilt Stadium since Sept. 19, 1992, a 31-9 win over then-No. 25 Ole Miss.

This win was very sweet for Vanderbilt, which lost its first 14 games against Steve Spurrier as he coached Duke, Florida and South Carolina. Now the Commodores have won two straight against the Ol' Ball Coach.

South Carolina (1-1) had survived four interceptions in shutting out North Carolina

State 34-0 last week. The Gamecocks couldn't escape their mistakes against Vanderbilt, and Spurrier wasn't happy.

Vanderbilt picked off two of Chris Smelley's passes and sacked him four times, recovered a punt that bounced off a South Carolina player and blocked a field goal. South Carolina's lone touchdown was due to Vanderbilt's only turnover, which the Gamecocks recovered at the Commodores' 20 in the first quarter.

	1	2	3	4	FINAL	RECORD
SOUTH CAROLINA	7	3	0	7	17	1-1, 0-1
VANDERBILT	0	3	14	7	24	2-0, 1-0

FIRST QUARTER: USC—McKinley from Smelley 19-yd. pass (Succop kick) 6:00.

SECOND QUARTER: VANDERBILT—Hahnfeldt 19-yd. field goal 4:32. USC—Succop 41-yd. field goal :00.

THIRD QUARTER: VANDERBILT—Barden from Nickson 31-yd. pass (Hahnfeldt kick) 10:14. VANDERBILT—Nickson 1-yd. run (Hahnfeldt kick) 3:53.

FOURTH QUARTER: VANDERBILT—Hawkins 13-yd. run (Hahnfeldt kick) 9:28. USC—Brown from Smelley 5-yd. pass (Succop kick) 7:39.

STATISTICS

	SOUTH CAROLINA	VANDERBILT
FIRST DOWNS	18	15
RUSHES-YARDS (NET)	29-92	41-135
PASSING YDS (NET)	233	90
PASSES ATT-COMP-INT	39-23-2	13-8-0
TOTAL OFFENSE PLAYS-YARDS	68-325	54-225
FUMBLE RETURNS-YARDS	0-0	0-0
PUNT RETURNS-YARDS	2-5	2-21
KICKOFF RETURNS-YARDS	4-115	2-39
INTERCEPTION RETURNS-YARDS	0-0	2-74
PUNTS (#-Avg)	4-44.8	6-34.7
FUMBLES-LOST	2-1	1-1
PENALTIES-YARDS	8-51	4-35
POSSESSION TIME	29:58	30:02
THIRD-DOWN CONVERSIONS	6 OF 15	2 OF 10
FOURTH-DOWN CONVERSIONS	1 OF 1	0 OF 0
RED-ZONE SCORES-CHANCES	2-2	3-3
SACKS BY: #-YARDS	2-10	4-23

RUSHING: USC—Davis 18-80; Rank 4-6; Smelley 6-3; DiMarco 1-3. VANDERBILT—Hawkins 17-84; Walker 1-29; Nickson 16-17; Graham 2-11; Team 1-(-1); Miller 4-(-5).


PASSING: USC—Smelley 23-39-2-233. VANDERBILT—Nickson 8-13-0-90.

RECEIVING: USC—Cook 8-111; LeCorn 4-40; Brown 3-27; McKinley 3-23; Brown 2-19; Davis 2-5; DiMarco 1-8. VANDERBILT—Graham 3-21; Wheeler 2-17; Barden 1-31; Monahan 1-18; Miller 1-3.

GAME RECAPS

Rice (21) at Vanderbilt (38)

Vanderbilt Stadium, Nashville (37,370) • Sept. 13, 2008



GAME 3

Junior Jared Hawkins rushed for 107 yards and Vanderbilt held the high-powered Rice offense scoreless in the second half in a 38-21 victory.

The Commodores snapped a 21-21 halftime tie on Jamie Graham's 27-yard touchdown run with 11:41 left in the third quarter. A third-quarter field goal and Chris Nickson's 1-yard touchdown run in the fourth quarter helped Vanderbilt improve to 3-0 for only the third time since 1984.

D.J. Moore had 138 yards in return yardage, including a 67-yard punt return to the Rice 1-yard line to set up the final touchdown. The teams combined for six touch-

downs and 447 yards of offense in the first half.

Hawkins, from a Houston suburb, established a single-game career high for rushing yards. He also gave Vanderbilt its winning margin on a seven-yard touchdown rush.

The Commodores slowed Owl quarterback Chase Clement after intermission, holding Rice scoreless in the second half.

	1	2	3	4	FINAL	RECORD
RICE	14	7	0	0	21	2-1, 2-0
VANDERBILT	7	14	10	7	38	3-0, 1-0

FIRST QUARTER: RICE—Dillard from Clement 26-yd. pass (Fangmeier kick) 9:47. VANDERBILT—Walker 5-yd. run 4:22. RICE—Clement 3-yd. run (Fangmeier kick).

SECOND QUARTER: VANDERBILT—Nickson 14-yd. run (Hahnfeldt kick) 8:20; RICE—Casey 2-yd. run (Fangmeier kick) 3:19. VANDERBILT—Hawkins 7-yd. run (Hahnfeldt kick) :15.

THIRD QUARTER: VANDERBILT—Graham 27-yd. run (Hahnfeldt kick) 11:41. VANDERBILT—Hahnfeldt 48-yd. field goal 3:43.

FOURTH QUARTER: VANDERBILT—Nickson 1-yd. run (Hahnfeldt kick) 10:00.

STATISTICS

	RICE	VANDERBILT
FIRST DOWNS	23	22
RUSHES-YARDS (NET)	34-108	43-273
PASSING YDS (NET)	299	71
PASSES ATT-COMP-INT	40-25-1	16-7-0
TOTAL OFFENSE #-YARDS	74-407	59-344
FUMBLE RETURNS-YARDS	0-0	0-0
PUNT RETURNS-YARDS	1-(-1)	2-84
KICKOFF RETURNS-YARDS	3-56	4-87
INTERCEPTION RETURNS-YARDS	0-0	1-31
PUNTS: #-AVERAGE	4-39.2	4-38.2
FUMBLES-LOST	1-1	0-0
PENALTIES-YARDS	3-15	3-35
POSSESSION TIME	29:07	23:56
3RD-DOWN CONVERSIONS	7 OF 14	5 OF 10
4TH-DOWN CONVERSIONS	2 OF 3	0 OF 0
RED-ZONE SCORES-CHANCES	0-0	0-0
SACKS BY: #-YARDS	1-13	3-21


RUSHING: RICE—Ugokwe 13-63; Clement 15-27; Casey 4-11; Randolph 1-8; team 1-(-1). VANDERBILT—Hawkins 20-107; Nickson 13-85; Moore 2-37; Graham 1-27; Miller 6-12; Walker 1-5.

PASSING: RICE—Clement 25-39-1-299; Casey 0-1-0. VANDERBILT—Nickson 7-16-0-71.

RECEIVING: RICE—Casey 12-115; Dillard 7-105; Smither 3-40; Randolph 3-39. VANDERBILT—Walker 4-40; Barden 2-22; Hawkins 1-9.

Vanderbilt (23) at Ole Miss (17)

Vaught-Hemingway Stadium, Oxford, MS (51,281) • Sept. 20, 2008



GAME 4

Safety Ryan Hamilton tied a school record with three interceptions, scored a touchdown on an interception return, and saved a score with a goal-line tackle to help the Commodores defeat Ole Miss 23-17 in Oxford.

The Commodores intercepted four Ole Miss quarterback Jevan Snead's passes to put themselves in position to be ranked for the first time since 1984 by surviving an early and odd Rebels' scoring flurry.

Vanderbilt moved to 4-0 for just the fourth time since World War II.

But the Commodores (2-0 Southeastern Conference) needed a pair of goal-line stands and a final interception as time expired to win.

The Rebels (2-2, 0-1) appeared as if they might run away early after forcing a fumble deep in Vanderbilt territory with a 10-0 lead. But Hamilton stepped in front of Snead's pass and returned it 79 yards for a score.

His second interception of Snead and 23-yard return helped set up a field goal that rallied Vanderbilt to a 17-17 halftime tie. The Commodores could only manage two more Bryant Hahnfeldt field goals in the second half, but Hamilton and the defense made it stand up.

	1	2	3	4	FINAL	RECORD
VANDERBILT	14	3	0	6	23	4-0, 2-0
OLE MISS	17	0	0	0	17	2-2, 0-1

FIRST QUARTER: OLE MISS—Shene 20-yd. field goal 5:10. OLE MISS—Jerry 13-yd. fumble recovery (Shene kick) 4:54. VANDERBILT—Hamilton 79-yd. interception return (Hahnfeldt kick) 4:32. OLE MISS—Wallace 98-yd. kickoff return (Shene kick) 4:17. VANDERBILT—Hawkins from Nickson 9-yd. pass (Hahnfeldt kick) 1:17.

SECOND QUARTER: VANDERBILT—Hahnfeldt 34-yd. field goal 1:48.

FOURTH QUARTER: VANDERBILT—Hahnfeldt 31-yd. field goal 14:48. VANDERBILT—Hahnfeldt 40-yd. field goal :31.

STATISTICS

	VANDERBILT	OLE MISS
FIRST DOWNS	11	16
RUSHES-YARDS (NET)	41-131	40-201
PASSING YDS (NET)	71	184
PASSES ATT-COMP-INT	12-9-0	25-12-4
TOTAL OFFENSE PLAYS-YARDS	53-202	65-385
FUMBLE RETURNS-YARDS	0-0	1-13
PUNT RETURNS-YARDS	1-0	2-6
KICKOFF RETURNS-YARDS	3-73	6-202
INTERCEPTION RETURNS-YARDS	4-103	0-0
PUNTS (#-Avg)	7-44.1	3-33.7
FUMBLES-LOST	3-2	4-2
PENALTIES-YARDS	2-20	7-82
POSSESSION TIME	30:36	29:24
THIRD-DOWN CONVERSIONS	3 OF 13	5 OF 14
FOURTH-DOWN CONVERSIONS	0 OF 0	0 OF 1
RED-ZONE SCORES-CHANCES	3-3	1-3
SACKS BY: #-YARDS	1-3	1-5

RUSHING: VANDERBILT—Hawkins 17-72; Adams 10-28; Walker 3-25; Graham 3-10; Nickson 7-2; Miller 1-(-6). OLE MISS—Eason 12-88; Bolden 8-45; McCluster 7-44; Davis 7-25; Snead 6-(-1).


PASSING: VANDERBILT—Nickson 6-7-0-40; Adams 3-5-0-31. OLE MISS—Snead 12-25-4-184.

RECEIVING: VANDERBILT—Walker 3-12; Monahan 2-22; Graham 2-19; Wheeler 1-9; Hawkins 1-9. OLE MISS—McCluster 7-132; Wallace 3-36; Hodge 2-16.

GAME RECAPS

#13 Auburn (13) at #19 Vanderbilt (14)

Vanderbilt Stadium, Nashville (39,773) • Oct. 4, 2008 • ESPN



GAME 5

Quarterback Mackenzi Adams came off the bench and threw for 153 yards and two touchdowns, leading No. 19 Vanderbilt to a victory over No. 13 Auburn 14-13 Saturday night in front of a capacity crowd and ESPN national audience.

The Commodores moved to 5-0 overall for the first time since 1943. Vanderbilt also improved to 3-0 in the Southeastern Conference for only the third time ever – and the first time since 1950.

The win also keeps Vanderbilt atop the SEC East while also snapping a 13-game skid to Auburn (4-2, 2-2). It was Vandy's first win in the series since the 1955 Gator Bowl, and the

fewest points Auburn has scored in this series since that bowl game.

The difference in the game was Auburn kicker Wes Byrum's missed extra point in the first quarter, but Vandy outgained the Tigers on offense by a 263-208 total yardage margin.

A Commodore defense that led the SEC in sacks coming in added five more, all by different players. Vanderbilt sacked the Auburn quarterback twice inside the final 4:00 to force the Tigers to punt away with 2:51 left. The game was sealed by a late interception by cornerback Myron Lewis.

	1	2	3	4	FINAL	RECORD
AUBURN	13	0	0	0	13	4-2, 2-2
VANDERBILT	0	7	7	0	14	5-0, 3-0

FIRST QUARTER: AUBURN—Smith from Todd 7-yd. pass (Byrum kick) 4:09. AUBURN—Fannin from Todd 28-yd. pass (Byrum kick failed) 3:09.

SECOND QUARTER: VANDERBILT—Wheeler from Adams 15-yd. pass (Hahnfeldt kick) :39.

THIRD QUARTER: VANDERBILT—Barden from Adams 1-yd. pass (Hahnfeldt kick) 7:09.

STATISTICS

	AUBURN	VANDERBILT
FIRST DOWNS	15	15
RUSHES-YARDS (NET)	44-110	32-106
PASSING YDS (NET)	98	157
PASSES ATT-COMP-INT	22-10-1	31-16-1
TOTAL OFFENSE: #-YARDS	66-208	63-263
FUMBLE RETURNS-YARDS	0-0	0-0
PUNT RETURNS-YARDS	2-8	4-46
KICKOFF RETURNS-YARDS	3-64	3-45
INTERCEPTION RETURNS-YARDS	1-0	1-(-5)
PUNTS (#-Avg)	9-40.6	8-39.1
FUMBLES-LOST	2-0	1-0
PENALTIES-YARDS	11-81	5-37
POSSESSION TIME	29:57	30:03
3RD DOWN CONVERSIONS	5 OF 16	6 OF 17
4TH DOWN CONVERSIONS	1 OF 2	0 OF 0
RED-ZONE SCORES-CHANCES	1-2	2-2
SACKS BY: #-YARDS	1-10	5-32

RUSHING: AUBURN—Tate 27-108; Lester 2-12; Fannin 3-8; Davis 1-0; team 1-(-1); Burns 4-(-6); Todd 6-(-11). VANDERBILT—Adams 13-54; Nickson 5-40; Hawkins 6-8; Walker 1-8; Umoh 1-3; Jennings 2-2; Graham 1-1; team 3-(-10).

PASSING: AUBURN—Todd 8-16-1-70; Burns 2-6-0-28.

VANDERBILT—Adams 13-23-0-153; Nickson 3-8-1-4.

RECEIVING: AUBURN—Smith 4-18; Fannin 3-56; Tate 1-9; Trott 1-8; Slaughter 1-7.

VANDERBILT—Wheeler 5-52; Walker 4-66; Barden 4-20; Smith 2-21; Jennings 1-(-2).

#13 Vanderbilt (14) at Miss. State (17)

Scott Field, Starkville, MS (43,619) • Oct. 11, 2008



GAME 6

Mississippi State handed Vanderbilt its first loss of the season, derailing the Commodores 17-14 with a pair of second-half interceptions and a smothering defense.

Vanderbilt, the fourth ranked team to fall to the Bulldogs under Head Coach Sylvester Croom, was looking to go 6-0.

Before the game, the 'Dores led the nation in turnover margin, were second in interceptions and had outscored opponents 58-10 in the second half.

This time, though, it was the Bulldogs who held all the key advantages. They rallied from a 7-3 halftime deficit. They held the

Commodores to 107 yards of total offense.

The Commodore offense directed by Chris Nickson struggled for virtually the entire game. Held to less than 50 total yards through three quarters, Vanderbilt produced its only scoring drive of length early in the fourth quarter after Mackenzi Adams relieved Nickson. The game was sealed by a late MSU interception.

	1	2	3	4	FINAL	RECORD
VANDERBILT	0	7	0	7	14	5-1, 3-1
MISS. STATE	3	0	7	7	17	2-4, 1-2

FIRST QUARTER: MSU—Carlson 33-yd. field goal 9:16.

SECOND QUARTER: VANDERBILT—Nickson 1-yd. run (Hahnfeldt kick) :19.

THIRD QUARTER: MSU—Henderson 4-yd. pass from Lee (Carlson kick) 8:09.

FOURTH QUARTER: MSU—Ducre 3-yd. run (Carlson kick) 13:27.

VANDERBILT—Jennings 2-yd. run (Hahnfeldt kick) 8:45.

STATISTICS

	VANDERBILT	MISS. STATE
FIRST DOWNS	7	16
RUSHES-YARDS (NET)	26-45	50-166
PASSING YDS (NET)	62	81
PASSES ATT-COMP-INT	20-8-2	22-12-0
TOTAL OFFENSE: #-YARDS	46-107	72-247
FUMBLE RETURNS-YARDS	0-0	0-0
PUNT RETURNS-YARDS	3-20	2-23
KICKOFF RETURNS-YARDS	4-84	2-22
INTERCEPTION RETURNS-YARDS	0-0	2-27
PUNTS (#-Avg)	8-42.1	8-29.2
FUMBLES-LOST	0-0	2-0
PENALTIES-YARDS	10-65	7-45
POSSESSION TIME	23:48	36:12
3RD DOWN CONVERSIONS	1 OF 10	9 OF 18
4TH DOWN CONVERSIONS	0 OF 0	0 OF 0
RED-ZONE SCORES-CHANCES	2-2	3-4
SACKS BY: #-YARDS	3-17	3-25

RUSHING: VANDERBILT—Walker 2-15; Jennings 4-15; Hawkins 6-11; Nickson 12-7; Adams 2-(-3). MSU—Dixon 27-107; Ducre 8-40; Lee 9-29; Hart 1-4; Hoskins 1-3; team 4-(-17).

PASSING: VANDERBILT—Nickson 3-10-1-15; Adams 5-9-1-47; Graham 0-1-0-0. MSU—Lee 12-22-0-81.

RECEIVING: VANDERBILT—Walker, Sean 2-27; Wheeler 2-23; Barden 2-9; Hawkins 1-4; Jennings 1-(-1). MSU—McRae 5-39; Henderson 2-11; Stallworth 2-11; Smith 1-11; Hoskins 1-7; Riley 1-2.

GAME RECAPS

#22 Vanderbilt (14) at #10 Georgia (24)

Sanford Stadium, Athens, GA (92,746) • Oct. 18, 2008 • LP TV



GAME 7

Bulldog All-America tailback Knowshon Moreno rushed for a season-high 172 yards and Georgia freshman receiver A.J. Green had 132 yards receiving, but 10th-ranked Georgia struggled for a 24-14 home victory over No. 22 Vanderbilt.

Georgia quarterback Matthew Stafford threw two touchdown passes for the Bulldogs, who twice built a pair of 14-point leads and held a commanding 425-245 lead in total yards.

Vanderbilt was trying to earn its second consecutive victory at Sanford Stadium.

The Commodores still had a chance, though, late in the fourth quarter until

Bulldog kicker Blair Walsh sealed the victory with 39-yard field goal with 17 seconds left. Quarterback Mackenzi Adams, who replaced Chris Nickson as Vanderbilt's starting quarterback this week, threw a pair of touchdown passes to redshirt freshman receiver Jamie Graham

The Commodores (5-2, 3-2) lost their second in a row.

Vanderbilt forced a pair of interceptions by Stafford, but also allowed a pair of interceptions that stopped potential scoring drives.

	1	2	3	4	FINAL	RECORD
VANDERBILT	0	7	7	0	14	5-2, 3-2
GEORGIA	7	7	7	3	24	6-1, 3-1

FIRST QUARTER: GEORGIA—Green from Stafford 17-yd. pass (Walsh kick) 1:04.

SECOND QUARTER: GEORGIA—Massaquoi from Stafford 9-yd. pass (Walsh kick) 2:45.

VANDERBILT—Graham from Adams 18-yd. pass (Hahnfeldt kick) :22.

THIRD QUARTER: GEORGIA—Moreno 11-yd. run (Walsh kick) 12:12.

VANDERBILT—Graham from Adams 8-yd. pass (Hahnfeldt kick) 6:20.

FOURTH QUARTER: GEORGIA—Walsh 39 yd field goal, :17.

STATISTICS	VANDERBILT	GEORGIA
FIRST DOWNS	14	25
RUSHES-YARDS (NET)	26-114	40-231
PASSING YDS (NET)	131	194
PASSES ATT-COMP-INT	32-16-2	23-13-2
TOTAL OFFENSE: #-YARDS	58-245	63-425
FUMBLE RETURNS-YARDS	0-0	0-0
PUNT RETURNS-YARDS	4-12	0-0
KICKOFF RETURNS-YARDS	5-87	3-59
INTERCEPTION RETURNS-YARDS	2-1	2-0
PUNTS (#-AVG)	7-44.6	4-44.0
FUMBLES-LOST	2-0	1-0
PENALTIES-YARDS	3-31	5-47
POSSESSION TIME	27:34	32:26
3RD DOWN CONVERSIONS	5 OF 14	1 OF 8
4TH DOWN CONVERSIONS	0 OF 1	0 OF 0
RED-ZONE SCORES-CHANCES	2-2	3-4
SACKS BY: #-YARDS	0-0	0-0


RUSHING: VANDERBILT—Hawkins 13-63; Adams 4-26; Moore 2-14; Graham 1-8; Walker 1-5; Jennings 4-3; Nickson 1-(-5). GEORGIA—Moreno 23-172; King 11-40; Chapas 2-14; Stafford 2-6; Southerland 1-0; team 1-(-1).

PASSING: VANDERBILT—Adams 16-32-2-131. GEORGIA—Stafford 13-23-2-194.

RECEIVING: VANDERBILT—Graham, 4-36; Hawkins 3-23; Barden 3-16; Smith 2-27; Walker 2-18; Wheeler 1-8; Jennings 1-3. GEORGIA—Green 7-132; Massaquoi 2-19; Chapas 1-13; Harris 1-12; Moreno 1-10; Moore 1-8.

Duke (10) at Vanderbilt (7)

Vanderbilt Stadium, Nashville (38,270) • Oct. 25, 2008



GAME 8

Nick Maggio kicked a 42-yard field goal in the third quarter after missing his first two attempts, and Duke made that stand in beating Vanderbilt 10-7 on Saturday.

Duke (4-3) snapped a six-game skid in this series, while the Commodores (5-3) lost their third straight game trying to become bowl eligible for the first time since 1982 after opening the season with five straight wins.

Vanderbilt found little offense for much of the game, falling behind 10-0 at halftime only to manage a fourth quarter rally that fell just short.

Commodore quarterback Mackenzi Adams hooked up with senior receiver Sean Walker for a 79-yard touchdown strike – the longest career effort for both players – to narrow the Blue Devil margin to 10-7 early in the fourth quarter. Duke sealed the victory with 38 seconds left as the Dores had one last try, but defensive back Chris Rwabukamba picked off a Commodore pass attempt at the Vanderbilt 1-yard line.

Vanderbilt also struggled with turnovers and special teams after entering the game among the nation's best in both categories. The Commodores also committed three costly turnovers.

	1	2	3	4	FINAL	RECORD
DUKE	0	7	3	0	10	4-3, 1-2
VANDERBILT	0	0	0	7	7	5-3, 3-2

SECOND QUARTER: DUKE—Jackson 22-yd. pass from Lewis (Maggio kick) :54.

THIRD QUARTER: DUKE—Maggio 42-yd. field goal, 5:13.

FOURTH QUARTER: VANDERBILT—Walker from Adams 79-yd. pass (Hahnfeldt kick) 13:20.

STATISTICS	DUKE	VANDERBILT
FIRST DOWNS	15	15
RUSHES-YARDS (NET)	36-28	32-81
PASSING YDS (NET)	222	210
PASSES ATT-COMP-INT	36-21-0	31-14-2
TOTAL OFFENSE: #-YARDS	72-250	63-291
FUMBLE RETURNS-YARDS	0-0	0-0
PUNT RETURNS-YARDS	3-17	3-(-1)
KICKOFF RETURNS-YARDS	1-20	2-32
INTERCEPTION RETURNS-YARDS	2-(-1)	0-0
PUNTS (#-AVG)	7-38.7	6-29.7
FUMBLES-LOST	5-1	2-1
PENALTIES-YARDS	7-68	3-33
POSSESSION TIME	31:40	28:20
3RD DOWN CONVERSIONS	6 OF 18	7 OF 17
4TH DOWN CONVERSIONS	0 OF 1	0 OF 1
RED-ZONE SCORES-CHANCES	1-4	0-1
SACKS BY: #-YARDS	4-19	5-37

RUSHING: DUKE—Hollingsworth 10-39; Jackson 10-29; Asack 3-6; Harris 3-1; team-(-4); Lewis, 9-(-43). VANDERBILT—Hawkins 11-45; Adams 14-29; Graham 2-5; Moore 1-2; Jennings 1-2; Walker 2-(-1); team 1-(-1).


PASSING: DUKE—Lewis 21-36-0-222. VANDERBILT—Adams 14-31-2-210.

RECEIVING: DUKE—Riley 9-83; Williams 4-39; Jackson 3-74; Varner 2-12; Robinson 1-6; Bell 1-5; Hollingsworth 1-0. VANDERBILT—Walker 6-138; Barden 5-53; Hawkins 2-11; Jennings 1-8.

GAME RECAPS

#5 Florida (42) at Vanderbilt (14)

Vanderbilt Stadium, Nashville (39,773) • Nov. 8, 2008 • ESPN2



GAME 9

Tim Tebow threw for three touchdowns and ran for two more, and the No. 5 Gators defeated Vanderbilt 42-14 in clinching the SEC Eastern Division title for the second time in three years.

The Gators (8-1, 6-1) answered the question of whether they would have a letdown coming off their emotional 49-10 win over Georgia by scoring on each of their first four possessions, Ahmad Black intercepted a pass and defensive end Carlos Dunlap got his hand on two punts in building a 35-0 margin at intermission.

Tebow was splendid in limited duty, leading touchdown scoring drives on all six possessions he directed in the game played before a national TV audience.

These teams played at night for the first time since 1982 largely because Vanderbilt had a chance to force a tie atop the SEC East by beating the Gators.

Chris Nickson directed a pair of Commodore scoring drives in the second half in relief of junior Mackenzi Adams.

	1	2	3	4	FINAL	RECORD
FLORIDA	21	14	7	0	42	8-1, 6-1
VANDERBILT	0	0	7	7	14	5-4, 3-3

FIRST QUARTER: FLORIDA— Murphy from Tebow 12-yd. pass (Phillips kick) 8:49.

FLORIDA— Tebow 26-yd. run (Phillips kick) 4:50. FLORIDA— Tebow 8-yd. run (Phillips kick) 1:46.

SECOND QUARTER: FLORIDA— Cooper from Tebow 11-yd. pass (Phillips kick) 12:01.

FLORIDA— Nelson from Tebow 41-yd. pass (Phillips kick) :08.

THIRD QUARTER: FLORIDA— Harvin 1-yd. run. (Phillips kick) 9:39. VANDERBILT— Graham from Nickson 2-yd. pass (Hahnfeldt kick) 1:04.

FOURTH QUARTER: VANDERBILT— Walker from Nickson 14-yd. pass (Hahnfeldt kick) 5:07.

STATISTICS

	FLORIDA	VANDERBILT
FIRST DOWNS	24	15
RUSHES-YARDS (NET)	38-231	39-150
PASSING YDS (NET)	191	114
PASSES ATT-COMP-INT	21-15-1	22-12-1
TOTAL OFFENSE: #-YARDS	59-422	61-264
PUNT RETURNS-YARDS	3-26	1--3
KICKOFF RETURNS-YARDS	3-67	7-131
INTERCEPTION RETURNS-YARDS	1-0	1-24
PUNTS (#-AVG)	2-39.5	5-30.0
FUMBLES-LOST	2-1	2-0
PENALTIES-YARDS	7-70	9-80
POSSESSION TIME	27:19	32:41
3RD DOWN CONVERSIONS	5 OF 8	5 OF 14
4TH DOWN CONVERSIONS	0 OF 0	1 OF 2
RED-ZONE SCORES-CHANCES	4-5	2-3
SACKS BY: #-YARDS	1-10	1-12

RUSHING: FLORIDA—Tebow 11-88; Harvin 9-60; Moody 7-48; Rainey 5-27; Demps, J. 4-19; Brantley 2-(-11). VANDERBILT—Hawkins 11-46; Nickson 10-39; Jennings 5-37; Graham 2-18; Miller 3-10; Adams 7-7; Walker 1-(-7).

PASSING: FLORIDA—Tebow 12-17-0-171; Brantley 3-4-1-20. VANDERBILT—Nickson 7-14-0-67; Adams 5-8-1-47.

RECEIVING: FLORIDA—Moore 4-31; Murphy 3-39; Harvin 3-32; Hernandez 2-23; Nelson 1-41; Thompson 1-14; Cooper, R. 1-11. VANDERBILT—Walker 3-32; Graham 3-22; Hawkins 3-16; Smith 1-17; Reeves 1-15; Miller 1-12.

Vanderbilt (31) at Kentucky (24)

Commonwealth Stadium, Lexington, KY (65,595) • Nov. 15, 2008 • ESPN2



GAME 10

D.J. Moore scored touchdowns on his first two career receptions and added two critical interceptions, and Vanderbilt beat Kentucky 31-24 to gain bowl eligibility for the first time in 26 years.

Twice in the last three seasons, the Commodores (6-4, 4-3) could have ended their postseason drought by beating a Kentucky team that had long joined them at the bottom of the SEC standings.

The Wildcats (6-5, 2-5) therefore were perhaps an appropriate victim for the Commodores' fourth SEC win — a total they last reached in their Hall of Fame Bowl

season of 1982, their previous postseason appearance. Another victory against in-state rival Tennessee on Saturday would match Vanderbilt's record for SEC wins, set in 1935 when the conference was in its infancy.

While Kentucky and Vanderbilt have achieved limited success in recent years, never have they appeared in the same postseason.

Chris Nickson, starting in place of Mackenzi Adams, completed 15 of 27 passes for a season-high 155 yards and three touchdowns.

	1	2	3	4	FINAL	RECORD
VANDERBILT	14	10	0	7	31	6-4, 4-3
KENTUCKY	0	7	10	7	24	6-5, 2-5

FIRST QUARTER: VANDERBILT—Moore from Nickson 25-yd. pass (Hahnfeldt kick) 9:31.

VANDERBILT— Moore from Nickson 18-yd. pass (Hahnfeldt kick) 2:00.

SECOND QUARTER: KENTUCKY— Jones 57-yd. blocked FG return (Seiber kick) 8:45.

VANDERBILT— Barden from Nickson 1-yd. pass (Hahnfeldt kick) 2:49.

VANDERBILT— Hahnfeldt 39-yd. field goal :02.

THIRD QUARTER: KENTUCKY— Dixon 3-yd. run (Seiber kick) 10:00.

KENTUCKY— 25-yd. field goal, Seiber 2:37.

FOURTH QUARTER: VANDERBILT— Hawkins 4-yd. run (Hahnfeldt kick);

KENTUCKY— Cobb 10-yd. run (Seiber) 8:22.

STATISTICS

	VANDERBILT	KENTUCKY
FIRST DOWNS	21	12
RUSHES-YARDS (NET)	43-213	24-97
PASSING YDS (NET)	155	144
PASSES ATT-COMP-INT	27-15-0	26-11-2
TOTAL OFFENSE: #-YARDS	70-368	50-241
FUMBLE RETURNS-YARDS	0-0	0-0
PUNT RETURNS-YARDS	2--1	2-19
KICKOFF RETURNS-YARDS	5-95	5-101
INTERCEPTION RETURNS-YARDS	2-0	0-0
PUNTS (#-AVG)	4-42.0	4-41.8
FUMBLES-LOST	5-1	1-0
PENALTIES-YARDS	4-41	5-57
POSSESSION TIME	39:18	20:42
3RD DOWN CONVERSIONS	7 OF 15	1 OF 10
4TH DOWN CONVERSIONS	1 OF 1	2 OF 4
RED-ZONE SCORES-CHANCES	3-3	3-3
SACKS BY: #-YARDS	0-0	1-12

RUSHING: VANDERBILT—Nickson 20-118; Hawkins 15-84; Jennings 6-15; team 2-(-4). KENTUCKY—Cobb 15-72; Masthay 1-17; Dixon 6-6; Adeyemi 1-5; Smith 1-(-3).


PASSING: VANDERBILT—Nickson 15-27-0-155. KENTUCKY—Cobb 11-26-2-144.

RECEIVING: VANDERBILT—Hawkins 4-49; Barden 4-20; Moore 3-51; Jennings 2-21; Smith 1-12; Walker 1-2. KENTUCKY—Adams 4-61; McCaskill 2-20; Smith 2-17; Lanxter 2-12; Grinter 1-34.

GAME RECAPS

Tennessee (20) at Vanderbilt (10)

Vanderbilt Stadium, Nashville (38,725) • Nov. 22, 2008 • LP TV



GAME 11

Vol safety Eric Berry returned his seventh interception of the season for a touchdown to help Tennessee beat the Commodores 20-10 in the Vanderbilt home finale.

The win helped Tennessee (4-7, 2-5) avoid a school-worst eight losses for at least one week. Vanderbilt (6-5, 4-4) missed a chance to achieve seven wins in a season for the first time since 1982.

By halftime, Tennessee had 122 yards of offense compared to Vanderbilt's 25 and overall, all but 21 of Tennessee's 243 total yards on offense were on the ground.

When a 31-yard field goal by Bryant Hahnfeldt and a 41-yard interception return for a touchdown by Reshard Langford cut Tennessee's lead to 20-10 in the third quarter, the Commodores appeared poised for yet another comeback push.

While the Commodore offense struggled, the defense played well for much of the game. Besides Langford's interception, safety Ryan Hamilton posted a career-high 16 tackles while linebacker Chris Marve added eight tackles including two for loss.

	1	2	3	4	FINAL	RECORD
TENNESSEE	0	20	0	0	20	4-7, 3-4
VANDERBILT	0	0	10	0	10	6-5, 4-4

SECOND QUARTER: TENNESSEE—Hardesty 8-yd. run (Lincoln kick), 11:25; TENNESSEE—Lincoln 25-yd. field goal, 7:35; TENNESSEE—Berry 45-yd. interception return (Lincoln kick) 5:56; TENNESSEE—Lincoln 24-yd. field goal, :04.

THIRD QUARTER: VANDERBILT—Hahnfeldt 31-yd. field goal 11:07; VANDERBILT—Langford 42-yd. interception return (Hahnfeldt kick) 4:20.

STATISTICS

	TENNESSEE	VANDERBILT
FIRST DOWNS	15	16
RUSHES-YARDS (NET)	51-222	28-25
PASSING YDS (NET)	21	188
PASSES ATT-COMP-INT	9-4-2	44-19-2
TOTAL OFFENSE: #-YARDS	60-243	72-213
FUMBLE RETURNS-YARDS	0-0	0-0
PUNT RETURNS-YARDS	2-2	1-6
KICKOFF RETURNS-YARDS	3-79	4-92
INTERCEPTION RETURNS-YARDS	2-114	2-43
PUNTS (#-Avg)	6-37.5	7-37.6
FUMBLES-LOST	1-1	2-1
PENALTIES-YARDS	6-29	5-42
POSSESSION TIME	35:14	24:46
3RD DOWN CONVERSIONS	4 OF 13	4 OF 17
4TH DOWN CONVERSIONS	0 OF 0	2 OF 3
RED-ZONE SCORES-CHANCES	3-3	1-2
SACKS BY: #-YARDS	6-40	2-7

RUSHING: TENNESSEE—Creer 13-80; Foster 11-53; Hardesty 7-41; Coleman 7-17; Jones 6-11; Berry 4-11; Cooper 2-6; Crompton 1-3. VANDERBILT—Jennings 7-19; Hawkins 2-9; Adams 9-4; Moore 1-0; Nickson 9-(-7).

PASSING: TENNESSEE—Coleman 4-8-1-21; Crompton 0-1-1-0.


VANDERBILT—Adams 18-38-1-192; Nickson 1-5-1-(-4); team 0-1-0-0.

RECEIVING: TENNESSEE—Rogers 1-7; Jones 1-7; Cooper 1-5; Moore 1-2.

VANDERBILT—Smith 5-46; Walker 3-30; Jennings 3-23; Barden 3-16; Moore 2-32; Wheeler 2-25; Miller 1-16.

Vanderbilt (10) at Wake Forest (23)

BB&T Field, Winston-Salem, NC (25,902) • Nov. 29, 2008 • ESPN2



GAME 12

Wake Forest cornerback Alphonso Smith's record-tying 20th career interception set up Rich Belton's game-clinching touchdown run, and the Deacs beat Vanderbilt 23-10.

Brandon Pendergrass and Kevin Harris also had touchdowns for the Demon Deacons (7-5).

Redshirt freshman Larry Smith made his college debut in the second half for Vanderbilt (6-6), throwing a 5-yard touchdown pass to Brandon Barden on fourth down on the first play of the fourth quarter to cut Wake's lead to 17-10.

But Smith, throwing from his own end zone, was intercepted by Alphonso Smith with 4:14 left. Playing in his final home game, Smith tied former North Carolina cornerback Dre' Bly's Atlantic Coast Conference career interception record. Belton's 4-yard run two plays later sealed the Deacon win.

A persistent rain, wind and a temperature dipping into the upper 30s led to a half-filled stadium and plenty of sloppiness in a game involving two teams that came in mired in late-season slumps.

	1	2	3	4	FINAL	RECORD
VANDERBILT	3	0	0	7	10	6-6, 4-4
WAKE FOREST	3	7	7	6	23	7-5, 4-4

FIRST QUARTER: VANDERBILT—Hahnfeldt 33-yd FG, 7:40; WAKE FOREST—Swank 42-yd FG, 1:52.

SECOND QUARTER: WAKE FOREST—Pendergrass 6-yd run (Swank PAT), 10:39.

THIRD QUARTER: WAKE FOREST—Harris 8-yd run (Swank PAT), 7:02.

FOURTH QUARTER: VANDERBILT—Barden 5-yd pass from Smith (Hahnfeldt PAT), 14:55; WAKE FOREST—Belton 4 yd run (Swank PAT failed), 3:12.

STATISTICS

	VANDERBILT	WAKE FOREST
FIRST DOWNS	16	16
RUSHES-YARDS (NET)	34-116	42-158
PASSING YDS (NET)	133	173
PASSES ATT-COMP-INT	35-14-2	21-13-0
TOTAL OFFENSE: #-YARDS	69-249	63-331
FUMBLE RETURNS-YARDS	0-0	0-0
PUNT RETURNS-YARDS	1-2	4-25
KICKOFF RETURNS-YARDS	4-77	3-30
INTERCEPTION RETURNS-YARDS	0-0	2-6
PUNTS (#-Avg)	7-34.6	5-43.4
FUMBLES-LOST	2-1	3-2
PENALTIES-YARDS	6-29	3-45
POSSESSION TIME	28:17	31:43
3RD DOWN CONVERSIONS	4 OF 17	6 OF 14
4TH DOWN CONVERSIONS	2 OF 3	0 OF 0
RED-ZONE SCORES-CHANCES	2-2	4-4
SACKS BY: #-YARDS	1-8	3-20

RUSHING: VANDERBILT—Jamie Graham 7-33; Kennard Reeves 6-33; Chris Nickson 7-23; DJ Moore 2-20; Larry Smith 7-15; Sean Walker 1-2; Jeff Jennings 3-2; Mackenzi Adams 1-(-12). WAKE FOREST—Pendergrass 10-45; Harris 7-36; Belton 5-28; Boldin 4-23; Adams 9-21; Skinner 4-9; Team 3-(-4).

PASSING: VANDERBILT—Larry Smith 9-17-1-46; Mackenzi Adams 3-10-1-71; Chris Nickson 2-8-0-16. WAKE FOREST—Skinner 13-20-0-173; Pendergrass 0-1-0-0.

RECEIVING: VANDERBILT—Sean Walker 4-34; DJ Moore 2-60; Jamie Graham 2-20; Justin Wheeler 2-7; Brandon Barden 2-7; George Smith 1-4; Kennard Reeves 1-1. WAKE FOREST—Boldin 8-73; Adams 2-34; Williams 1-27; Pendergrass 1-22; Harris 1-17.

MUSIC CITY BOWL RECAP

#24 Boston College (14) at Vanderbilt (16)

Gaylord Hotels Music City Bowl, LP Field, Nashville (54,250) • Dec. 31, 2008 • ESPN



GAME 13

GAYLORD HOTELS MUSIC CITY BOWL

Vanderbilt won a bowl game for the first time in exactly 53 years, with Bryant Hahnfeldt kicking a 45-yard field goal with 3:26 left Wednesday for a 16-14 win over #24 Boston College in the Gaylord Hotels Music City Bowl held on New Year's Eve in Nashville's LP Field.

The Commodores hadn't played in a bowl since 1982 – the SEC's longest drought. The victory gave Vanderbilt (7-6) its first winning season since that season. This is just the fourth time in the past 50 years that Vanderbilt has won seven games in a season.

It was the second bowl victory by the Commodores in team history: the first coming in the 1955 Gator Bowl.

Boston College (9-5) entered the game having captured eight straight bowl games, the nation's longest active streak.

The Eagles got the ball twice after

Hahnfeldt's third field goal. They had to punt the first time, then cornerback Myron Lewis picked off Dominique Davis with 1:36 left.

Vanderbilt scored its lone touchdown when freshman safety Sean Richardson fell on a Commodore punt that bounced off the knee of BC's Paul Anderson with 10:35 left in the third quarter.

The Commodores played musical chairs at quarterback, giving redshirt freshman Larry Smith his first career start.

Hahnfeldt, a Nashville product playing his final game as a Commodore, matched a single-game career high with the three field goals. The Commodores also forced two interceptions while allowing none.

	1	2	3	4	FINAL	RECORD
BOSTON COLLEGE	0	7	0	7	14	9-5, 5-3
VANDERBILT	6	0	7	3	16	7-6, 4-4

FIRST QUARTER: VANDERBILT–Hahnfeldt 42-yd FG, 11:02; VANDERBILT–Hahnfeldt 26-yd FG, 6:31. **SECOND QUARTER:** BOSTON COLLEGE–Harris 4-yd pass from Davis (Aponavicius PAT), 1:27. **THIRD QUARTER:** VANDERBILT–Richardson 0-yd fumble recovery (Hahnfeldt PAT), 10:35. **FOURTH QUARTER:** BOSTON COLLEGE–Larmond 55-yd pass from Davis (Aponavicius PAT), 6:38; VANDERBILT–Hahnfeldt 45-yd FG, 3:26.

STATISTICS

	BOSTON COLLEGE	VANDERBILT
FIRST DOWNS	17	8
RUSHES-YARDS (NET)	38-141	36-79
PASSING YDS (NET)	190	121
PASSES ATT-COMP-INT	36-15-2	20-10-0
TOTAL OFFENSE: #-YARDS	74-331	56-200
FUMBLE RETURNS-YARDS	0-0	0-0
PUNT RETURNS-YARDS	5--14	3-14
KICKOFF RETURNS-YARDS	4-76	2-35
INTERCEPTION RETURNS-YARDS	0-0	2-0
PUNTS (#-Avg)	8-39.8	9-42.6
FUMBLES-LOST	3-1	1-0
PENALTIES-YARDS	3-34	0-0
POSSESSION TIME	31:08	28:52
3RD DOWN CONVERSIONS	7 OF 17	1 OF 15
4TH DOWN CONVERSIONS	1 OF 2	0 OF 0
RED-ZONE SCORES-CHANCES	1-1	1-1
SACKS BY: #-YARDS	1-3	0-0

RUSHING: BOSTON COLLEGE–Harris 15-68; Haden 17-40; Davis 6-33. VANDERBILT–Chris Nickson 8-57; Larry Smith 10-25; Jared Hawkins 8-13; DJ Moore 1-3; Kennard Reeves 2-2; Jamie Graham 2-minus 6; TEAM 4-(-7); Sean Walker 1-(-8).

PASSING: BOSTON COLLEGE–Davis 15-36-2-190.

VANDERBILT–Larry Smith 10-17-0-121; Chris Nickson 0-3-0-0.

RECEIVING: BOSTON COLLEGE–Harris 5-25; Purvis 4-29; Robinson 3-40; Larmond 1-55; Jarvis 1-30; Momah 1-11. VANDERBILT–Udom Udom 3-29; Sean Walker 2-68; Jamie Graham 2-7; George Smith 1-15; Brandon Barden 1-4; Alex Washington 1-(-2).

2008 VANDERBILT SCORING DRIVES

OPPONENT	PLAYS	YARDS	TIME	CULMINATING PLAY	OPPONENT	PLAYS	YARDS	TIME	CULMINATING PLAY
Miami	8	71	3:02	Walker 4-yd pass from Nickson (Hahnfeldt PAT)	Auburn	8	68	2:52	Barden 1-yd pass from Adams (Hahnfeldt PAT)
Miami	4	-5	1:28	Hahnfeldt 42-yd FG	Miss. State	7	17	3:21	Nickson 1-yd run (Hahnfeldt PAT)
Miami	3	1	1:14	Nickson 1-yd run (Hahnfeldt PAT)	Miss. State	10	57	5:04	Jennings 2-yd run (Hahnfeldt PAT)
Miami	3	66	1:20	Nickson 14-yd run (Hahnfeldt PAT)	Georgia	8	75	2:18	Graham 18-yd pass from Adams (Hahnfeldt PAT)
Miami	7	50	1:55	Hahnfeldt 32-yd FG	Georgia	4	26	1:28	Graham 8-yd pass from Adams (Hahnfeldt PAT)
Miami	11	71	5:56	Hawkins 3-yd run (Hahnfeldt PAT)	Duke	4	91	1:41	Walker 79-yd pass from Adams (Hahnfeldt PAT)
USC	9	28	4:50	Hahnfeldt 48-yd FG	Florida	15	81	8:35	Graham 2-yd pass from Nickson (Hahnfeldt PAT)
USC	1	31	:07	Barden 31-yd pass from Nickson (Hahnfeldt PAT)	Florida	14	87	7:28	Walker 14-yd pass from Nickson (Hahnfeldt PAT)
USC	5	58	1:40	Nickson 1-yd run (Hahnfeldt PAT)	Kentucky	10	84	5:29	Moore 25-yd pass from Nickson (Hahnfeldt PAT)
USC	8	68	4:12	Hawkins 13-yd run (Hahnfeldt PAT)	Kentucky	10	80	5:41	Moore 18-yd pass from Nickson (Hahnfeldt PAT)
Rice	4	35	2:02	Walker 5-yd run (Hahnfeldt PAT)	Kentucky	3	21	1:30	Barden 1-yd pass from Nickson (Hahnfeldt PAT)
Rice	7	68	3:42	Nickson 14-yd run (Hahnfeldt PAT)	Kentucky	6	34	0:56	Hahnfeldt 39-yd FG
Rice	7	60	3:04	Hawkins 7-yd run (Hahnfeldt PAT)	Kentucky	6	68	3:15	Hawkins 4 yd run (Hahnfeldt PAT)
Rice	3	42	:54	Graham 27-yd run (Hahnfeldt PAT)	Tennessee	14	53	3:53	Hahnfeldt 31 yd field goal
Rice	13	61	5:24	Hahnfeldt 48-yd FG	Tennessee	--	--	--	Langford 42-yd INT return (Hahnfeldt PAT)
Rice	1	1	:02	Nickson 1-yd run (Hahnfeldt PAT)	Wake Forest	4	4	1:00	Hahnfeldt 33-yd FG
Ole Miss	--	--	--	Hamilton 79-yd INT return (Hahnfeldt PAT)	Wake Forest	14	69	6:59	Barden 5-yd pass from Smith (Hahnfeldt PAT)
Ole Miss	6	43	2:50	Hawkins 9-yd pass from Nickson (Hahnfeldt PAT)	Boston Coll.	7	34	3:05	Hahnfeldt 42-yd FG
Ole Miss	5	20	2:50	Hahnfeldt 34-yd FG	Boston Coll.	5	57	2:46	Hahnfeldt 26-yd FG
Ole Miss	9	37	3:41	Hahnfeldt 31-yd FG	Boston Coll.	--	--	--	Richardson 0-yd fumble recovery (Hahnfeldt PAT)
Ole Miss	6	57	2:09	Hahnfeldt 40-yd FG	Boston Coll.	7	48	3:12	Hahnfeldt 45-yd FG
Auburn	6	30	3:02	Wheeler 15yd pass from Adams (Hahnfeldt PAT)					