



# 2012 STATISTICS

## TEAM STATISTICS

SCORE (QUARTER)	1ST	2ND	3RD	4TH	OT	TOTAL
<b>VANDERBILT</b>	67	132	124	67	0	390
<b>OPPONENTS</b>	43	71	48	81	0	243

### VANDERBILT OPPONENTS

<b>SCORING</b>	<b>390</b>	<b>243</b>
Points Per Game	29.3	18.2
<b>FIRST DOWNS</b>	<b>246</b>	<b>236</b>
Rushing	114	107
Passing	109	113
Penalty	23	16
<b>RUSHING YARDAGE</b>	<b>2162</b>	<b>1848</b>
Yards gained rushing	2531	2247
Yards lost rushing	369	399
Rushing Attempts	524	482
Average Per Rush	4.1	3.8
Average Per Game	166.3	142.2
TDs Rushing	25	17
<b>PASSING YARDAGE</b>	<b>2774</b>	<b>2493</b>
Comp-Att-Int	207-350-5	232-432-11
Average Per Pass	7.9	5.8
Average Per Catch	13.4	10.7
Average Per Game	213.4	191.8
TDs Passing	17	7
<b>TOTAL OFFENSE</b>	<b>4936</b>	<b>4341</b>
Total Plays	874	914
Average Per Play	5.6	4.7
Average Per Game	379.7	333.9
<b>KICK RETURNS: #-Yards</b>	<b>40-874</b>	<b>53-1050</b>
<b>PUNT RETURNS: #-Yards</b>	<b>35-366</b>	<b>20-214</b>
<b>INT RETURNS: #-Yards</b>	<b>11-320</b>	<b>5-89</b>
<b>KICK RETURN AVERAGE</b>	<b>21.9</b>	<b>19.8</b>
<b>PUNT RETURN AVERAGE</b>	<b>10.5</b>	<b>10.7</b>
<b>INT RETURN AVERAGE</b>	<b>29.1</b>	<b>17.8</b>
<b>FUMBLES-LOST</b>	<b>25-13</b>	<b>25-7</b>
<b>PENALTIES-Yards</b>	<b>77-584</b>	<b>89-716</b>
Average Per Game	44.9	55.1
<b>PUNTS-Yards</b>	<b>61-2719</b>	<b>79-3159</b>
Average Per Punt	44.6	40.0
Net punt average	39.4	33.8
<b>TIME OF POSSESSION/Game</b>	<b>30:11</b>	<b>29:49</b>
<b>3RD-DOWN Conversions</b>	<b>63/188</b>	<b>71/207</b>
3rd-Down Pct	34%	34%
<b>4TH-DOWN Conversions</b>	<b>17/30</b>	<b>9/27</b>
4th-Down Pct	57%	33%
<b>SACKS BY-Yards</b>	<b>31-196</b>	<b>24-179</b>
<b>MISC YARDS</b>	<b>0</b>	<b>11</b>
<b>TOUCHDOWNS SCORED</b>	<b>47</b>	<b>27</b>
<b>FIELD GOALS-ATTEMPTS</b>	<b>20-24</b>	<b>18-21</b>
<b>ON-SIDE KICKS</b>	<b>0-0</b>	<b>0-2</b>
<b>RED-ZONE SCORES</b>	<b>(38-50) 76%</b>	<b>(33-39) 85%</b>
<b>RED-ZONE TOUCHDOWNS</b>	<b>(25-50) 50%</b>	<b>(17-39) 44%</b>
<b>PAT-ATTEMPTS</b>	<b>(46-47) 98%</b>	<b>(23-23) 100%</b>
<b>ATTENDANCE</b>	<b>227,161</b>	<b>322,248</b>
Games/Avg Per Game	6/37,860	6/53,708
Neutral Site Games	1/55,801	

## GAME RESULTS

DATE	OPPONENT	W/L SCORE	OVERALL	CONF.	TIME	ATTN.
8/30	South Carolina	L, 17-13	0-1	0-1	3:15	38,393
9/8	at Northwestern	L, 23-13	0-2	0-1	3:15	31,644
9/15	Presbyterian	W, 58-0	1-2	0-1	3:03	35,491
9/22	at Georgia	L, 48-3	1-3	0-2	3:15	92,746
10/6	at Missouri	W, 19-15	2-3	1-2	3:21	66,250
10/13	Florida	L, 31-17	2-4	1-3	3:28	40,350
10/20	Auburn	W, 17-13	3-4	2-3	3:10	40,350
10/27	UMass	W, 49-7	4-4	2-3	3:13	32,227
11/3	at Kentucky	W, 40-0	5-4	3-3	2:57	44,902
11/10	at Ole Miss	W, 27-26	6-4	4-3	3:46	60,572
11/17	Tennessee	W, 41-18	7-4	5-3	3:38	40,350
11/24	at Wake Forest	W, 55-21	8-4	5-3	3:08	26,134
12/31	N.C. State	W, 38-24	9-4	5-3	3:20	55,801

## INDIVIDUAL STATISTICS

PASSING	GP	EFF.	ATT-COMP-INT	PCT	YARDS	TD	LONG	AVG/G
Jordan Rodgers	12	139.1	191-319-5	59.9	2539	15	78	211.6
• A. Carta-Samuels	6	139.1	14-25-0	56.0	208	1	38	34.7
Zac Stacy	13	75.4	1-4-0	25.0	24	0	24	1.8
• Wesley Tate	13	455.2	1-1-0	100.0	3	1	3	0.2
TEAM	11	0.00	0-1-0	0.0	0	0	0	0.0
<b>Vanderbilt Totals</b>	<b>13</b>	<b>138.9</b>	<b>207-350-5</b>	<b>59.1</b>	<b>2774</b>	<b>17</b>	<b>78</b>	<b>213.4</b>
Opponents	13	102.4	232-432-11	53.7	2493	7	85	191.8

RUSHING	GP	ATT	GAIN	LOSS	NET	AVG	TD	LONG	AVG/G
Zac Stacy	13	207	1198	57	1141	5.5	10	90	87.8
• Brian Kimbrow	13	66	432	19	413	6.3	3	74	31.8
• Wesley Tate	13	107	419	43	376	3.5	8	25	28.9
Warren Norman	8	21	78	3	75	3.6	1	12	9.4
Jordan Rodgers	12	91	276	205	71	0.8	2	25	5.9
• Jordan Matthews	13	3	65	4	61	20.3	1	47	4.7
• A. Carta-Samuels	6	5	28	1	27	5.4	0	11	4.5
• Josh Grady	13	6	26	3	23	3.8	0	13	1.8
John Townsley	1	1	7	0	7	7.0	0	7	7.0
• Jonathan Krause	13	1	2	0	2	2.0	0	2	0.2
TEAM	11	16	0	34	-34	-2.1	0	0	-3.1
<b>Vanderbilt Totals</b>	<b>13</b>	<b>524</b>	<b>2531</b>	<b>369</b>	<b>2162</b>	<b>4.1</b>	<b>25</b>	<b>90</b>	<b>166.3</b>
Opponents	13	482	2247	399	1848	3.8	17	70	142.2

RECEIVING	GP	No.	YARDS	AVG	TD	LONG	AVG/G
• Jordan Matthews	13	94	1323	14.1	8	78	101.8
• Chris Boyd	13	50	774	15.5	5	60	59.5
• Wesley Tate	13	12	116	9.7	1	25	8.9
Zac Stacy	13	10	205	20.5	0	72	15.8
• Kris Kentera	13	10	98	9.8	2	25	7.5
• Jonathan Krause	13	9	69	7.7	0	23	5.3
• Steven Scheu	12	8	45	5.6	1	11	3.8
• Josh Grady	13	7	89	12.7	0	32	6.8
• Brian Kimbrow	13	3	3	1.0	0	4	0.2
• Fitz Lassing	12	2	19	9.5	0	12	1.6
Jordan Rodgers	12	1	24	24.0	0	24	2.0
Warren Norman	8	1	9	9.0	0	9	1.1
<b>Vanderbilt Totals</b>	<b>13</b>	<b>207</b>	<b>2774</b>	<b>13.4</b>	<b>17</b>	<b>78</b>	<b>213.4</b>
Opponents	13	232	2493	10.7	7	85	191.8



# 2012 STATISTICS



## TOTAL OFFENSE

	GP	PLAYS	RUSH	PASS	TOTAL	AVG/G
Jordan Rodgers	12	410	71	2539	2610	217.5
Zac Stacy	13	211	1141	24	1165	89.6
• Brian Kimbrow	13	66	413	0	413	31.8
• Wesley Tate	13	108	376	3	379	29.2
• A. Carta-Samuels	6	30	27	208	235	39.2
Warren Norman	8	21	75	0	75	9.4
• Jordan Matthews	13	3	61	0	61	4.7
• Josh Grady	13	6	23	0	23	1.8
John Townsley	1	1	7	0	7	7.0
• Jonathan Krause	13	1	2	0	2	0.2
TEAM	11	17	-34	0	-34	-3.1
<b>Vanderbilt Totals</b>	<b>13</b>	<b>874</b>	<b>2162</b>	<b>2774</b>	<b>4936</b>	<b>379.7</b>
Opponents	13	914	1848	2493	4341	333.9

## KICKOFF RETURNS

	No.	Yds	Avg	TD	LONG
• Brian Kimbrow	22	486	22.1	0	52
• Andre Hal	12	275	22.9	0	52
Warren Norman	2	32	16.0	0	20
• Wesley Tate	1	15	15.0	0	15
Trey Wilson	1	11	11.0	0	11
• Jordan Matthews	1	32	32.0	0	32
• Steven Clarke	1	23	23.0	0	23
<b>Vanderbilt Totals</b>	<b>40</b>	<b>874</b>	<b>21.9</b>	<b>0</b>	<b>52</b>
Opponents	53	1050	19.8	1	94

## PUNT RETURNS

	No.	Yds	Avg	TD	LONG
• Jonathan Krause	25	281	11.2	2	83
• Jordan Matthews	6	53	8.8	0	16
• Andrew Williamson	1	19	19.0	0	0
• Trent Pruitt	1	5	5.0	0	5
Zac Stacy	1	15	15.0	0	15
TEAM	1	-7	-7.0	0	0
• Casey Hughes	0	0	0.0	1	0
<b>Vanderbilt Totals</b>	<b>35</b>	<b>366</b>	<b>10.5</b>	<b>3</b>	<b>83</b>
Opponents	20	214	10.7	1	81

## ALL-PURPOSE

	GP	RUSH	REC	PR	KOR	RET	TOTAL	AVG
• Jordan Matthews	13	61	1323	53	32	0	1469	113.0
Zac Stacy	13	1141	205	15	0	0	1361	104.7
• Brian Kimbrow	13	413	3	0	486	0	902	69.4
• Chris Boyd	13	0	774	0	0	0	774	59.5
• Wesley Tate	13	376	116	0	15	0	507	39.0
• Jonathan Krause	13	2	69	281	0	0	352	27.1
• Andre Hal	13	0	0	0	275	68	343	26.4
Trey Wilson	13	0	0	0	11	182	193	14.8
Warren Norman	8	75	9	0	32	0	116	14.5
• Josh Grady	13	23	89	0	0	0	112	8.6
• Kris Kentera	13	0	98	0	0	0	98	7.5
Jordan Rodgers	12	71	24	0	0	0	95	7.9
• Steven Scheu	12	0	45	0	0	0	45	3.8
• Darreon Herring	13	0	0	0	0	40	40	3.1
• A. Carta-Samuels	6	27	0	0	0	0	27	4.5
• Steven Clarke	11	0	0	0	23	0	23	2.1
• Andrew Williamson	13	0	0	19	0	0	19	1.5
• Fitz Lassing	12	0	19	0	0	0	19	1.6
• Kenny Ladler	12	0	0	0	0	17	17	1.4
Eric Samuels	12	0	0	0	0	12	12	1.0
John Townsley	1	7	0	0	0	0	7	7.0
• Trent Pruitt	5	0	0	5	0	0	5	1.0
Johnell Thomas	13	0	0	0	0	1	1	
TEAM	11	-34	0	-7	0	0	-41	-3.7
<b>Vanderbilt Totals</b>	<b>13</b>	<b>2162</b>	<b>2774</b>	<b>366</b>	<b>874</b>	<b>320</b>	<b>6496</b>	<b>499.7</b>
Opponents	13	1848	2493	214	1050	89	5694	438.0

## PUNTING

	No.	Yds	Avg	LONG	TB	FC	I-20	50+	BLK
Richard Kent	59	2652	44.9	67	4	16	22	17	0
<b>Vanderbilt Totals</b>	<b>61</b>	<b>2719</b>	<b>44.6</b>	<b>67</b>	<b>5</b>	<b>16</b>	<b>23</b>	<b>17</b>	<b>0</b>
Opponents	79	3159	40.0	57	6	15	21	14	1

## FIELD GOALS

	FGM-FGA	%	1-29	30-39	40-49	50+	Lg	BLK
• Carey Spear	20-24	83.3	10-10	3-3	5-8	2-3	52	1

## VANDERBILT SCORING DRIVES

Opponent	Plays	Yards	Time	Culminating Play	Opponent	Plays	Yards	Time	Culminating Play
So. Carolina	2	76	1:01	Matthews 78-yard pass from Rodgers	Kentucky	9	67	3:53	Tate 3-yard run
So. Carolina	5	38	2:06	Spear 25-yard field goal	Kentucky	9	61	3:53	Boyd 30-yard pass from Rodgers
So. Carolina	10	27	3:43	Spear 44-yard field goal	Kentucky	7	59	1:16	Stacy 2-yard run
Northwestern	13	77	4:49	Matthews 22-yard pass from Rodgers	Kentucky	6	59	1:57	Kimbrow 33-yard run
Northwestern	11	80	3:57	Spear 32-yard field goal	Kentucky	11	44	5:19	Spear 40-yard field goal
Northwestern	9	60	4:07	Spear 26-yard field goal	Kentucky	7	24	3:39	Spear 48-yard field goal
Presbyterian	1	86	0:14	Stacy 86-yard run	Ole Miss	8	45	3:24	Spear 22-yard field goal
Presbyterian	10	84	4:20	Spear 23-yard field goal	Ole Miss	3	24	0:51	Spear 44-yard field goal
Presbyterian	7	30	2:39	Tate 6-yard run	Ole Miss	4	75	1:54	Matthews 52-yard pass from Rodgers
Presbyterian	11	49	4:29	Spear 28-yard field goal	Ole Miss	11	51	4:02	Tate 1-yard run
Presbyterian	6	68	3:35	Scheu 3-yard pass from Carta-Samuels	Ole Miss	9	79	1:51	Boyd 26-yard pass from Rodgers
Presbyterian	9	61	3:10	Tate 1-yard run	Tennessee	5	76	2:43	Spear 19-yard field goal
Presbyterian	4	63	1:47	Norman 3-yard run	Tennessee	8	29	2:43	Spear 27-yard field goal
Presbyterian	1	49	0:15	Kimbrow 49-yard run	Tennessee	3	17	1:20	Boyd 11-yard pass from Rodgers
Presbyterian	9	33	4:33	Spear 42-yard field goal	Tennessee	3	85	1:19	Matthews 47-yard run
Georgia	8	64	1:50	Spear 29-yard field goal	Tennessee	2	4	1:05	Kentera 3-yard pass from Tate
Missouri	11	76	4:22	Stacy 5-yard run	Tennessee	11	59	4:53	Stacy 10-yard run
Missouri	5	74	1:51	Stacy 14-yard run	Tennessee	3	78	1:26	Matthews 71-yard pass from Rodgers
Missouri	12	78	4:45	Spear 21-yard field goal	Wake Forest	11	85	5:20	Tate 25-yard pass from Rodgers
Florida	6	66	2:37	Matthews 10-yard pass from Rodgers	Wake Forest	5	45	2:03	Tate 15-yard run
Florida	11	75	4:33	Stacy 1-yard run	Wake Forest	1	64	0:11	Matthews 64-yard pass from Rodgers
Florida	7	71	2:47	Spear 22-yard field goal	Wake Forest	5	37	2:25	Stacy 4-yard run
Auburn	16	75	8:25	Tate 7-yard run	Wake Forest	11	41	4:48	Spear 52-yard field goal
Auburn	11	65	1:15	Spear 30-yard field goal	Wake Forest	4	1	2:06	Spear 50-yard field goal
Auburn	7	85	2:56	Stacy 2-yard run	Wake Forest	2	91	0:48	Stacy 90-yard run
Massachusetts	2	25	0:38	Tate 25-yard run	N.C. State	10	65	5:09	Boyd 5-yard pass from Rodgers
Massachusetts	8	72	3:36	Kentera 25-yard pass from Rodgers	N.C. State	4	27	1:46	Stacy 6-yard run
Massachusetts	3	24	0:48	Rodgers 4-yard run	N.C. State	5	32	2:31	Tate 7-yard run
Massachusetts	6	57	2:31	Boyd 14-yard pass from Rodgers	N.C. State	2	18	0:13	Matthews 18-yard pass from Rodgers
Massachusetts	1	74	0:13	Kimbrow 74-yard run	N.C. State	8	23	3:01	Spear 30-yard field goal
Kentucky	11	71	4:19	Matthews 34-yard pass from Rodgers	N.C. State	8	44	4:18	Rodgers 15-yard run





# 2012 STATISTICS



## SCORING

	PATs									
	<u>TDs</u>	<u>FGs</u>	<u>Kick</u>	<u>RUSH</u>	<u>REC</u>	<u>PASS</u>	<u>DXP</u>	<u>SAF</u>	<u>Pts</u>	
• Carey Spear	0	20-24	27-27	0-0	0	0-0	0	0	87	
Zac Stacy	10	0-0	0-0	0-0	0	0-0	0	0	60	
• Wesley Tate	9	0-0	0-0	0-0	0	0-0	0	0	54	
• Jordan Matthews	9	0-0	0-0	0-0	0	0-0	0	0	54	
• Chris Boyd	5	0-0	0-0	0-0	0	0-0	0	0	30	
Ryan Fowler	0	0-0	19-20	0-0	0	0-0	0	0	19	
• Brian Kimbrow	3	0-0	0-0	0-0	0	0-0	0	0	18	
Jordan Rodgers	2	0-0	0-0	0-0	0	0-0	0	0	12	
• Jonathan Krause	2	0-0	0-0	0-0	0	0-0	0	0	12	
Trey Wilson	2	0-0	0-0	0-0	0	0-0	0	0	12	
• Kris Kentera	2	0-0	0-0	0-0	0	0-0	0	0	12	
• Steven Scheu	1	0-0	0-0	0-0	0	0-0	0	0	6	
Warren Norman	1	0-0	0-0	0-0	0	0-0	0	0	6	
• Casey Hughes	1	0-0	0-0	0-0	0	0-0	0	0	6	
TEAM	0	0-0	0-0	0-0	0	0-0	0	1	2	
<b>Vanderbilt Totals</b>	<b>47</b>	<b>20-24</b>	<b>46-47</b>	<b>0-0</b>	<b>0</b>	<b>0-0</b>	<b>0</b>	<b>1</b>	<b>390</b>	
Opponents	27	18-21	23-23	2-3	0	0-1	0	0	243	

## FIELD GOAL SEQUENCE

	<u>VANDERBILT</u>	<u>OPPONENT</u>
South Carolina	(25) (44) 51	(20)
at Northwestern	(32) (26)	(40) (37) (18)
Presbyterian	(23) (28) (42)	-
at Georgia	(29) 46	-
at Missouri	(21)	(31) (28) (22)
Florida	44 (22)	(23) (29) (26)
Auburn	(30)	(27) (39)
UMass	-	-
at Kentucky	(40) (48)	50
at Ole Miss	(22) (44)	(22) (28) (41) 52 (27)
Tennessee	(19) (27)	(28)
at Wake Forest	(52) (50)	-
N.C. State (Music City Bowl)	(30) 44	44 (24)

*Numbers in parentheses indicate successful field goals.*

## INDIVIDUAL DEFENSIVE STATISTICS

#	Name	Tackles			TFL/Yds	Sacks		Pass Def			QBH	Fumbles		Blkd Kick
		Solo	Asst	Total		No-Yards		Int-Yds	BrUp	PassD		Rcv-Yds	FF	
1	• Kenny Ladler, safety	60	30	90	3.5-9	1-4		2-17	1	3	1-22	1	-	-
36	• Chase Garnham, LB	43	41	84	12.5- 61	7-51		-	-	-	3	-	1	-
31	• Javon Marshall, safety	60	23	83	2.0- 6	-		-	2	2	-	-	1	-
15	Archibald Barnes, LB	35	31	66	2.0- 4	1-3		1-0	5	6	3	-	1	-
28	• Karl Butler, LB	34	17	51	11.5-39	2-12		-	5	5	2	1-0	1	-
23	• Andre Hal, CB	36	12	48	2.0-2	-		2-68	14	16	-	1-0	-	-
90	• Walker May, DE	25	16	41	10.5-49	3-28		-	2	2	7	-	-	-
8	Trey Wilson, CB	29	7	36	1.5-6	-		3-182	8	11	-	-	1	-
98	Johnell Thomas, DE	20	16	36	4.0-13	1-7		1-1	1	2	-	-	1	-
22	Eric Samuels, safety	20	15	35	1.5-12	1-11		1-12	1	2	-	-	-	-
35	• Darreon Herring, LB	19	14	33	1.0-5	-		1-40	1	2	-	-	2	-
84	Rob Lohr, DT	19	11	30	11.0-35	2-10		-	3	3	2	-	-	-
97	• Jared Morse, DT	19	7	26	9.0-25	2-10		-	4	4	2	-	-	-
13	• Jake Sealander, LB	11	13	24	1.5-5	-		-	-	-	3	-	1	-
44	• Barron Dixon, DT	6	16	22	1.0- 4	1-4		-	1	1	.	1-0	-	-
92	• Kyle Woestmann, DE	14	8	22	8.0-34	6-27		-	-	-	2	-	2	-
55	• Caleb Azubike, DE	15	6	21	4.5-22	4-22		-	-	-	2	1-0	-	-
32	• Andrew Williamson, safety	14	6	20	-	-		-	1	1	-	-	-	1
30	• Larry Franklin, LB	12	6	18	3.5-7	-		-	1	1	.	1-0	-	-
12	• Steven Clarke, CB	10	8	18	1.0-2	-		-	1	1	1	-	-	-
58	Colt Nichter, DT	7	9	16	-	-		-	-	-	-	-	1	-
16	Eddie Foster, CB	13	2	15	-	-		-	1	1	-	-	-	-
53	• Vince Taylor, DT	5	9	14	1.5-3	-		-	-	-	-	-	-	-
27	• Jahmel McIntosh, safety	5	3	8	-	-		-	-	-	-	-	-	-
54	• Jimmy Stewart, DE	5	3	8	3.0-8	2-6		-	-	-	-	-	-	-
37	• Casey Hughes, LB	3	3	6	1.0-5	-		-	-	-	1	1-0	.	.
42	• Kellen Williams, LB	1	4	5	-	-		-	1	1	-	-	-	-
34	• Andrew East, LB/SN	3	-	3	-	-		-	-	-	-	-	-	-
39	• Carey Spear, PK	1	2	3	-	-		-	-	-	-	-	-	-
33	• Derek King, CB	2	-	2	-	-		-	-	-	-	-	-	-
56	• Darien Bryant, DE	1	1	2	1-1	1-1		-	1	1	-	-	-	-
	TEAM	-	-	-	-	-		-	-	-	-	-	-	1
	<b>Vanderbilt Totals</b>	<b>558</b>	<b>344</b>	<b>902</b>	<b>97-357</b>	<b>31-196</b>		<b>11-320</b>	<b>54</b>	<b>65</b>	<b>29</b>	<b>7-22</b>	<b>13</b>	<b>1</b>
	Opponents	529	382	911	88-329	24-179		5-89	43	48	37	13-58	13	1



# 2012 OFFENSIVE STATISTICS



## PASSING

Att-Comp-Yds-TD-Int	Jordan Rodgers	• A. Carta-Samuels
South Carolina	23-13-214-1-1	-
at Northwestern	33-17-217-1-0	-
Presbyterian	-	20-13-195-1-0
at Georgia	23-13-218-0-0	2-1-13-0-0
at Missouri	24-14-182-0-1	-
Florida	31-17-237-1-0	-
Auburn	25-15-173-0-0	-
UMass	21-17-217-2-0	1-0-0-0-0
at Kentucky	29-18-220-2-1	1-0-0-0-0
at Ole Miss	36-21-279-2-0	-
Tennessee	26-13-245-2-1	-
at Wake Forest	23-17-229-2-1	0-0-0-0-0
vs. N.C. State (Music City Bowl)	23-17-229-2-1	0-0-0-0-0
<b>TOTALS</b>	<b>294-175-2431-13-5</b>	<b>24-14-208-1-0</b>

## TOP INDIVIDUAL PERFORMANCES OF 2012

Category	Player, Opponent
<b>RUSHING YARDS</b>	180, Zac Stacy (at Wake Forest)
<b>RUSH ATTEMPTS</b>	29, Zac Stacy (at Missouri)
<b>PASSING YARDS</b>	279, Jordan Rodgers (at Ole Miss)
<b>PASS COMPLETIONS</b>	21, Jordan Rodgers (at Ole Miss)
<b>RECEPTIONS</b>	10, Jordan Matthews (vs. UMass)
<b>RECEIVING YARDS</b>	153, Jordan Matthews (at Ole Miss)
<b>TDS SCORED</b>	2, (3x) Jordan Matthews (vs. Tennessee)
<b>ALL-PURPOSE YARDS</b>	193, Zac Stacy (vs. Auburn)
<b>TOTAL TACKLES</b>	12, Archibald Barnes (vs. Florida)
<b>SOLO TACKLES</b>	8, Javon Marshall (at Ole Miss)
<b>QB SACKS</b>	3, Chase Garnham (vs. Auburn)
<b>TACKLES FOR LOSS</b>	3.5, Chase Garnham (vs. Auburn)
<b>LONGEST PUNT RETURN</b>	40, Jonathan Krause (vs. UMass)
<b>INTERCEPTIONS</b>	2, Andre Hal (vs. Tennessee)
<b>LONGEST INTERCEPTION RETURN</b>	100, Trey Wilson (vs. Presbyterian)

## RUSHING

	#-Yds/TD	SC	NW	PC	UGA	MIZZ	FLA	AU	MASS	UK	MISS	UT	WF	NCST
Zac Stacy, RB	207-1141/10	13-48/0	13-36/0	8-174/1	12-83/0	29-72/2	24-86/1	27-169/1	5-15/0	11-69/1	2-17/0	17-85/1	21-180/2	25-107/1
• Brian Kimbrow, RB	66-413/3	2-5/0	4-14/0	14-137/1	-	3-27/0	1-2/0	2-3/0	7-98/1	13-69/1	9-41/0	4-15/0	6-4/0	1-(-2)/0
• Wesley Tate, WR	107-376/7	7-17/0	1-(-2)/0	9-24/2	8-8/0	-	10-66/0	7-14/1	15-81/1	11-44/1	15-43/1	13-40/0	2-27/1	9-14/1
Warren Norman, RB	21-75/1	DNP	DNP	8-26/1	2-7/0	DNP	-	-	3-8/0	8-34/0	-	-	DNP	DNP
Jordan Rodgers, QB	91-74/2	13-(-8)/0	15-51/0	DNP	13-9/0	5-(-16)/0	11-(-27)/0	6-27/0	3-22/1	6-11/0	8-(-7)/0	3-9/0	4-(-6)/0	4-9/1
• Jordan Matthews, WR	3-61/1	-	-	-	-	1-18/0	-	-	-	-	-	1-47/1	-	1-(-4)/0
• A. Carta-Samuels, QB	5-27/0	DNP	DNP	3-18/0	1-(-1)/0	DNP	DNP	DNP	1-10/0	-	DNP	DNP	-	-
• Josh Grady, WR	6-23/0	1-0/0	-	3-24/0	-	1-(-1)/0	-	1-(-2)/0	-	-	-	-	-	-
John Townsley, QB	1-7/0	DNP	DNP	1-7/0	DNP	DNP	DNP	DNP	DNP	DNP	DNP	DNP	DNP	DNP
• Jonathan Krause, WR	1-2/0	-	1-2/0	-	-	-	-	-	-	-	-	-	-	-

## RECEIVING

	#-Yds/TD	SC	NW	PC	UGA	MIZZ	FLA	AU	MASS	UK	MISS	UT	WF	NCST
• Jordan Matthews, WR	94-1362/8	8-147/1	6-75/1	4-54/0	8-119/0	9-91/0	8-131/1	3-46/0	10-112/0	5-75/1	9-153/1	7-115/1	10-144/1	7-61/1
• Chris Boyd, WR	50-764/5	1-9/0	6-76/0	4-90/0	4-110/0	3-83/0	1-37/0	6-77/0	4-59/1	6-81/1	5-64/1	3-35/1	3-35/0	4-18/1
Zac Stacy, RB	10-205/0	-	1-55/0	-	1-(-3)/0	-	1-16/0	2-24/0	1-9/0	1-6/0	-	2-86/0	-	1-12/0
• Wesley Tate, WR	11-116/1	1-17/0	1-5/0	-	-	-	1-(-1)/0	-	-	2-23/0	2-16/0	1-9/0	2-37/1	2-10/0
• Kris Kentera, TE	10-98/2	-	-	-	-	1-4/0	1-4/0	3-19/0	1-25/1	1-14/0	2-29/0	1-3/1	-	-
• Josh Grady, WR	7-89/0	1-32/0	1-(-3)/0	2-37/0	1-5/0	-	1-6/0	-	-	-	1-12/0	-	-	-
• Jonathan Krause, WR	9-69/0	2-9/0	1-2/0	-	-	1-4/0	1-23/0	1-7/0	-	1-11/0	1-8/0	-	1-5/0	-
• Steven Scheu, TE	8-45/1	DNP	-	1-3/1	-	-	3-21/0	-	-	1-6/0	-	-	1-8/0	2-7/0
Jordan Rodgers, QB	1-24/0	-	-	DNP	-	1-24/0	-	-	-	-	-	-	-	-
• Fitz Lassing, RB	2-19/0	-	1-7/0	-	-	-	-	-	1-12/0	DNP	-	-	-	-
Warren Norman, RB	1-9/0	DNP	DNP	1-9/0	-	DNP	-	-	-	-	-	-	DNP	DNP
• Brian Kimbrow, RB	3-3/0	-	-	1-2/0	-	-	-	-	-	1-4/0	1-(-3)/0	-	-	-

## PUNT RETURNS

	#-Yds	SC	NW	PC	UGA	MIZZ	FLA	AU	MASS	UK	MISS	UT	WF	NCST
• Jonathan Krause	25-281	-	2-11	2-5	-	-	-	1-2	6-93	4-39	4-1	3-20	3-110	-
• Jordan Matthews	6-53	-	-	3-36	1-0	1-6	1-11	-	-	-	-	-	-	-
• Andrew Williamson	1-19	-	-	-	-	-	-	-	-	-	-	-	1-19	-
Zac Stacy	1-15	1-15	-	-	-	-	-	-	-	-	-	-	-	-
• Trent Pruitt	1-5	DNP	DNP	-	DNP	DNP	DNP	DNP	-	1-5	DNP	DNP	-	-

## KICK RETURNS

	#-Yds	SC	NW	PC	UGA	MIZZ	FLA	AU	MASS	UK	MISS	UT	WF	NCST
• Brian Kimbrow	22-486	-	3-76	1-31	6-134	5-87	2-37	1-22	-	-	1-15	1-11	-	2-73
• Andre Hal	12-274	2-61	3-65	-	1-14	-	1-16	-	1-24	1-29	1-14	1-20	-	1-32
Warren Norman	2-32	DNP	DNP	-	-	DNP	-	-	-	-	1-20	1-12	DNP	DNP
• Jordan Matthews	1-32	-	-	-	-	1-32	-	-	-	-	-	-	-	-
• Steven Clarke	1-23	1-23	-	-	-	-	DNP	DNP	-	-	-	-	-	-
• Wesley Tate	1-15	-	-	-	-	-	-	-	-	-	-	-	1-15	-
Trey Wilson	1-11	-	-	-	-	-	-	-	-	-	-	-	1-11	-



# 2012 DEFENSIVE STATISTICS

## TACKLES

	SOLO-ASSISTED-TOTAL	SC	NW	PC	UGA	MIZZ	FLA	AU	MASS	UK	MISS	UT	WF	NCST
• Kenny Ladler, safety	60-30-90	8-1	4-3	DNP	7-4	4-4	3-4	4-2	1-2	6-0	6-2	5-3	6-1	6-4
• Javon Marshall, safety	60-23-83	7-3	5-0	3-1	4-1	7-1	3-2	3-4	2-2	5-1	8-3	4-3	7-1	2-1
• Chase Garnham, LB	43-41-84	6-3	5-2	3-2	3-3	4-1	1-5	4-5	0-3	1-3	4-3	4-6	5-1	3-4
Archibald Barnes, LB	35-31-66	5-3	4-1	3-3	0-2	0-1	5-7	2-1	2-3	2-1	3-3	3-2	2-2	4-2
• Karl Butler, LB	34-17-51	3-2	4-1	2-0	3-2	4-3	3-2	3-2	1-0	1-2	3-1	4-1	1-0	2-1
• Andre Hal, CB	36-12-48	1-0	2-0	1-1	3-1	6-0	3-3	4-2	1-2	2-1	7-1	4-1	1-0	1-0
• Walker May, DE	25-16-41	1-1	3-2	1-0	1-2	1-1	0-1	3-3	0-1	3-1	6-0	1-2	4-2	1-0
Johnell Thomas, DE	20-16-36	0-3	1-3	2-1	1-2	2-0	1-1	2-0	0-1	1-0	2-0	1-3	4-1	3-1
Eric Samuels, safety	20-15-35	2-0	2-1	2-3	2-3	1-5	-	2-1	0-1	DNP	5-0	1-1	-	3-0
Trey Wilson, CB	29-7-36	1-0	1-1	2-1	4-1	0-1	2-1	3-0	2-0	4-1	2-0	2-1	1-0	5-0
• Darreon Herring, LB	19-14-33	-	0-2	2-1	2-4	1-0	-	2-0	4-3	0-1	3-0	1-1	2-1	2-1
Rob Lohr, DT	19-11-30	1-2	0-2	0-1	0-2	1-1	-	0-1	2-0	2-2	5-0	-	6-0	2-0
• Jared Morse, DT	19-7-26	-	1-0	2-1	1-2	-	1-2	1-1	4-0	2-0	4-0	1-1	-	2-0
• Jake Sealand, LB	11-13-24	DNP	DNP	DNP	DNP	1-0	0-3	DNP	5-4	1-1	0-2	2-2	1-1	1-0
• Barron Dixon, DT	6-16-22	0-1	-	1-2	0-1	-	1-1	0-1	0-4	0-2	1-0	0-2	2-1	1-1
• Andrew Williamson, safety	14-6-20	-	2-0	1-1	1-0	-	1-0	1-1	4-2	0-1	2-0	-	2-1	-
• Kyle Woestmann, DE	14-8-22	-	2-2	-	1-2	1-0	-	3-1	-	1-1	1-1	1-0	2-0	2-1
• Caleb Azubike, DE	15-6-21	-	3-0	2-0	0-3	2-0	-	-	2-1	1-0	1-0	2-0	1-0	1-2
Colt Nichter, DT	7-9-16	0-1	0-2	1-0	0-2	DNP	0-1	DNP	DNP	1-1	-	1-0	4-1	0-1
Eddie Foster, CB	13-2-15	-	1-0	1-0	2-1	2-0	-	1-0	1-1	3-0	-	DNP	2-0	-
• Larry Franklin, LB	12-6-17	2-0	-	1-1	-	2-0	0-1	-	2-3	1-0	1-0	0-1	-	3-0
• Steven Clarke, CB	10-8-18	2-0	1-0	-	2-0	-	DNP	DNP	2-0	1-3	-	0-2	-	2-3
• Vince Taylor, DT	5-9-14	1-0	1-0	0-2	1-2	-	0-1	0-1	1-1	-	-	1-0	-	0-2
• Jimmy Stewart, DE	5-3-8	-	1-0	0-2	-	DNP	DNP	-	2-1	1-0	-	-	1-0	-
• Jahmel McIntosh, safety	5-3-8	-	-	0-2	-	DNP	-	DNP	2-0	DNP	-	1-1	1-0	1-0
• Kellen Williams, LB	1-4-5	-	0-1	0-1	1-2	DNP	DNP	DNP	DNP	DNP	DNP	-	DNP	-
• Casey Hughes, LB	3-3-6	-	-	1-0	-	-	0-1	-	1-0	-	-	-	0-1	1-1
• Carey Spear, PK	1-2-3	-	0-1	-	-	-	-	-	0-1	-	-	1-0	-	-
• Derek King, CB	2-0-2	-	-	-	-	DNP	-	DNP	1-0	DNP	DNP	DNP	1-0	-
• Andrew East, LB/SN	3-0-3	-	-	-	-	-	1-0	-	-	-	1-0	-	-	1-0
• Darien Bryant, DE	1-1-2	-	-	1-1	-	DNP	DNP	DNP	-	-	DNP	DNP	-	-

## INTERCEPTIONS/RET.

	No.-Yds	SC	NW	PC	UGA	MIZZ	FLA	AU	MASS	UK	MISS	UT	WF	NCST
• Andre Hal, CB	2-68	-	-	-	-	-	-	-	-	-	-	2-68	-	-
Trey Wilson, CB	3-182	-	-	1-100	-	-	-	-	1-17	-	-	-	-	1-65
Archibald Barnes, LB	1-0	-	-	-	-	-	-	-	-	-	-	-	1-0	-
Johnell Thomas, DE	1-1	-	-	-	-	-	-	-	-	-	-	1-1	-	-
• Kenny Ladler, safety	2-17	1-17	-	DNP	-	-	-	-	-	-	-	-	-	1-0
• Darreon Herring, LB	1-40	-	-	-	-	-	-	-	1-40	-	-	-	-	-
Eric Samuels, safety	1-12	-	-	-	-	-	-	-	-	-	-	-	-	1-12

## QB SACKS

	UA-A-TOTAL	SC	NW	PC	UGA	MIZZ	FLA	AU	MASS	UK	MISS	UT	WF	NCST
• Chase Garnham, LB	5-1-6	1-12	-	-	-	1-11	-	3-13	-	-	1-2	-	-	1-13
• Kyle Woestmann, DE	2-2-4	-	-	-	-	-	-	1-6	-	1-5	1-3	1-6	-	2-7
• Caleb Azubike, DE	4-0-4	-	1-5	1-4	-	-	-	-	1-4	-	-	1-9	-	-
• Walker May, DE	3-0-3	1-8	-	-	-	-	-	-	-	-	1-14	-	1-6	-
* Jared Morse, DT	2-0-2	-	-	-	1-4	-	-	-	-	1-6	-	-	-	-
Rob Lohr, DT	2-0-2	-	-	-	-	-	-	-	1-7	-	1-3	-	-	-
• Karl Butler, LB	2-0-2	-	-	-	-	-	1-4	-	-	-	-	-	1-8	-
• Jimmy Stewart, DE	1-1-2	-	-	1-2	-	DNP	DNP	-	1-4	-	-	-	-	-
• Barron Dixon, DT	0-1-1	-	-	-	-	-	-	-	-	1-4	-	-	-	-
Eric Samuels, safety	1-0-1	-	-	1-11	-	-	-	-	-	DNP	-	-	-	-
Johnell Thomas, DE	1-0-1	-	-	-	-	-	-	-	-	-	-	-	1-7	-
Archibald Barnes, LB	1-0-1	-	-	-	-	-	-	1-3	-	-	-	-	-	-
• Darien Bryant, DE	0-1-1	-	-	1-1	-	DNP	DNP	DNP	-	-	DNP	DNP	-	-
• Kenny Ladler, safety	1-0-1	1-4	-	DNP	-	-	-	-	-	-	-	-	-	-



# 2012 STARTERS, TEAM STATISTICS



## STARTERS (OFF.)

	WR	WR	WR/TE/FB	TE	QB	RB	LT	LG	C	RG	RT
South Carolina	Boyd	Matthews	Krause (WR)	Kentera	Rodgers	Stacy	Johnson	Seymour	Pulley	Jelesky	Bridges
at Northwestern	Boyd	Matthews	Krause	Scheu	Rodgers	Stacy	Johnson	Seymour	Pulley	Jelesky	Bridges
Presbyterian	Boyd	Matthews	Krause	Scheu	Carta-Samuels	Stacy	Johnson	Seymour	Townsend	Jelesky	Bridges
at Georgia	Boyd	Matthews	Krause	Kentera	Rodgers	Stacy	Johnson	Seymour	Townsend	Jelesky	Bridges
at Missouri	Boyd	Matthews	Scheu (TE)	Kentera	Rodgers	Stacy	Johnson	Seymour	Pulley	Jelesky	Bridges
Florida	Boyd	Matthews	Krause	Kentera	Rodgers	Stacy	Johnson	Seymour	Pulley	Jelesky	Bridges
Auburn	Boyd	Matthews	Krause	Scheu	Rodgers	Stacy	Johnson	Seymour	Townsend	Jelesky	Bridges
UMass	Boyd	Matthews	Lassing (FB)	Scheu	Rodgers	Stacy	Johnson	Seymour	Townsend	Bernstein	Bridges
at Kentucky	Boyd	Matthews	Lassing	Scheu	Rodgers	Stacy	Johnson	Seymour	Townsend	Bernstein	Bridges
at Ole Miss	Boyd	Matthews	Lassing	Scheu	Rodgers	Stacy	Johnson	Jelesky	Townsend	Bernstein	Seymour
Tennessee	Boyd	Matthews	Krause	Grady (WR)	Rodgers	Stacy	Seymour	Bernstein	Townsend	Jelesky	Johnson
at Wake Forest	Boyd	Matthews	Lassing	Scheu	Rodgers	Stacy	Seymour	Bernstein	Townsend	Jelesky	Johnson
at N.C. State (MCBowl)	Boyd	Matthews	Krause	Grady (WR)	Rodgers	Stacy	Seymour	Bernstein	Townsend	Jelesky	Johnson

## STARTERS (DEF.)

	DE	DT	DT	DE	OLB	MLB	OLB	CB	SS	FS	CB
South Carolina	J. Thomas	Lohr	Nichter	May	Barnes	Garnham	Butler	Hal	Marshall	Ladler	Wilson
at Northwestern	J. Thomas	Lohr	Nichter	May	Barnes	Garnham	Butler	Hal	Marshall	Ladler	Wilson
Presbyterian	J. Thomas	Lohr	Nichter	May	Barnes	Garnham	Butler	Hal	Marshall	Samuels	Wilson
at Georgia	J. Thomas	Lohr	Nichter	May	Barnes	Garnham	Butler	Hal	Marshall	Ladler	Wilson
at Missouri	J. Thomas	Lohr	Morse	May	Barnes	Garnham	Butler	Hal	Marshall	Ladler	Wilson
Florida	J. Thomas	Lohr	Morse	May	Barnes	Garnham	Butler	Hal	Marshall	Ladler	Wilson
Auburn	J. Thomas	Lohr	Morse	May	Barnes	Garnham	Butler	Hal	Marshall	Ladler	Wilson
UMass	J. Thomas	Lohr	Morse	May	Barnes	Garnham	Butler	Hal	Marshall	Ladler	Wilson
at Kentucky	J. Thomas	Lohr	Morse	May	Barnes	Garnham	Butler	Hal	Marshall	Ladler	Wilson
at Ole Miss	J. Thomas	Lohr	Morse	May	Barnes	Garnham	Butler	Hal	Marshall	Ladler	Wilson
Tennessee	J. Thomas	Lohr	Nichter	May	Barnes	Garnham	Butler	Hal	Marshall	Ladler	Wilson
at Wake Forest	J. Thomas	Lohr	Nichter	May	Barnes	Garnham	Butler	Hal	Marshall	Ladler	Wilson
at N.C. State (MCBowl)	J. Thomas	Lohr	Nichter	May	Barnes	Garnham	Butler	Hal	Marshall	Ladler	Wilson

## GAME-BY-GAME TEAM COMPARISONS

(NOTE: GAME TOTALS ARE DISPLAYED IN THE FORMAT TEAM/OPPONENT FOR EACH CATEGORY)

	SCORE	1ST DOWNS	RUSHING	PASSING	RUSH YDS	PASS YDS	PLAYS-TOTAL YDS	RET. YDS	TURNOVERS
South Carolina	L, 13-17	11/17	6/12	5/4	36-62/47-205	214/67	59-276/62-272	116/52	1/2
at Northwestern	L, 13-23	17/23	6/15	11/6	34-101/46-191	217/133	67-318/77-324	152/21	2/0
Presbyterian	W, 58-0	25/7	15/2	9/4	46-410/34-47	195/102	66-605/55-149	172/97	0/2
at Georgia	L, 3-48	15/27	6/14	8/12	36-106/47-302	231/265	61-337/73-567	148/58	1/0
at Missouri	W, 19-15	17/17	6/8	8/8	43-89/35-150	206/245	69-295/75-395	125/97	1/1
Florida	L, 17-31	23/15	9/11	11/3	47-126/35-326	237/77	78-363/55-403	64/73	1/0
Auburn	W, 17-13	19/13	10/8	7/4	45-209/33-103	173/109	71-382/54-212	24/55	3/0
UMass	W, 49-7	22/16	10/6	10/9	37-226/32-54	217/210	59-443/73-264	174/214	2/3
at Kentucky	W, 40-0	29/15	13/7	11/6	50-227/31-101	220/159	80-447/66-260	73/155	2/0
at Ole Miss	W, 27-26	17/24	8/5	9/18	36-104/40-55	267/403	71-371/90-458	50/89	1/0
Tennessee	W, 41-18	15/19	9/7	5/10	40-194/33-149	248/154	68-442/74-303	132/238	1/3
at Wake Forest	W, 55-21	19/19	8/9	10/8	34-203/44-124	229/186	57-432/82-310	155/84	3/2
vs. N.C. State (MCBowl)	W, 38-24	17/24	9/3	4/21	41-117/25-41	108/383	68-225/78-424	105/178	0/4
<b>Totals</b>	<b>390-243</b>	<b>246/236</b>	<b>114/107</b>	<b>109/113</b>	<b>524-2162/482-1848</b>	<b>2774/2493</b>	<b>874-4936/914-4341</b>	<b>1483/1411</b>	<b>18/17</b>

## GAME-BY-GAME TEAM COMPARISONS

(NOTE: GAME TOTALS ARE DISPLAYED IN THE FORMAT TEAM/OPPONENT FOR EACH CATEGORY)

	3RD DOWN	4TH DOWN	TIME POSS	MARGIN	YDS/RUSH	YDS/PASS	YDS/PLAY	PUNTING	PENALTY YDS
South Carolina	3-15/3-12	1-4/1-1	28:24/31:36	-3:12	1.7/4.4	9.3/4.5	4.7/4.4	4-43.5/6-39.0	5-35/6-30
at Northwestern	4-15/8-17	2-3/0-0	29:44/30:16	-0:32	3.0/4.2	6.6/4.3	4.7/4.2	6-45.0/6-41.5	4-40/5-40
Presbyterian	4-12/3-16	3-4/1-1	30:34/29:26	1:08	8.9/1.4	9.8/4.9	9.2/2.7	1-48.0/10-38.9	4-45/4-21
at Georgia	2-14/6-12	0-1/0-0	27:53/32:07	-4:14	2.9/6.4	9.2/10.2	5.5/7.8	9-45.7/5-40.2	11-68/7-47
at Missouri	5-16/7-19	0-1/0-3	32:11/27:49	4:22	2.1/4.3	7.9/6.1	4.3/5.3	7-43.4/5-39.0	5-40/6-35
Florida	7-17/2-11	1-2/1-1	33:10/26:50	6:20	2.7/9.3	7.6/3.8	4.7/7.3	5-44.6/5-46.2	4-33/10-80
Auburn	5-15/2-12	2-5/0-1	29:09/30:51	-1:42	4.6/3.1	6.7/5.2	5.4/3.9	3-45.3/7-40.1	5-35/4-40
UMass	3-9/5-17	1-2/2-5	25:54/34:06	-8:12	6.1/1.7	9.9/5.1	7.5/3.6	3-47.0/6-42.7	11-80/11-94
at Kentucky	11-17/5-17	1-1/1-4	34:33/25:27	9:06	4.5/3.3	7.3/4.5	5.6/3.9	2-37.5/7-42.4	5-28/7-100
at Ole Miss	6-16/8-21	1-1/1-2	26:34/33:26	-6:52	2.9/1.4	7.6/8.1	5.2/5.1	8-41.0/6-35.8	3-20/7-33
Tennessee	5-16/2-15	0-0/0-3	34:11/25:49	8:22	4.8/4.5	8.9/3.8	6.5/4.1	7-47.4/7-43.6	12-90/9-64
at Wake Forest	5-12/7-19	2-2/2-5	27:11/32:49	-5:38	6.0/2.8	10.0/4.9	7.6/3.8	1-46.0/6-37.0	6-60/4-42
vs. N.C. State (MCBowl)	3-14/13-19	3-4/0-1	32:56/29:04	2:52	2.9/1.6	4.0/7.2	3.3/5.4	5-46.2/3-30.3	2-10/9-90
<b>Totals</b>	<b>63-188/71-207</b>	<b>13-30/9-27</b>	<b>392:24/389:36</b>	<b>2:48</b>	<b>4.1/3.8</b>	<b>8.1/5.7</b>	<b>5.6/4.7</b>	<b>61-44.6/79-40.0</b>	<b>77-584/89-716</b>





# 2012 TEAM STATISTICS



## 3RD DOWNS

	SCORE	OVERALL	1ST QTR	2ND QTR	3RD QTR	4TH QTR
South Carolina	L, 13-17	3-15 (20.0%)	2-6 (33.3%)	1-3 (33.3%)	0-4 (0.0%)	0-2 (0.0%)
at Northwestern	L, 13-23	4-15 (26.7%)	3-5 (60.0%)	0-3 (0.0%)	0-3 (0.0%)	1-4 (25.0%)
Presbyterian	W, 58-0	4-12 (33.3%)	1-3 (33.3%)	0-3 (0.0%)	2-2 (100.0%)	1-4 (25.0%)
at Georgia	L, 3-48	2-14 (14.3%)	1-4 (25.0%)	0-3 (0.0%)	1-4 (25.0%)	0-3 (0.0%)
at Missouri	W, 19-15	5-16 (31.2%)	0-3 (0.0%)	2-6 (33.3%)	0-2 (0.0%)	3-5 (60.0%)
Florida	L, 17-31	7-17 (41.2%)	1-3 (33.3%)	1-3 (33.3%)	2-4 (50.0%)	3-7 (42.9%)
Auburn	W, 17-13	5-15 (33.3%)	4-6 (66.7%)	1-5 (20.0%)	0-1 (0.0%)	0-3 (0.0%)
UMass	W, 49-7	3-9 (33.3%)	1-2 (50.0%)	2-4 (50.0%)	0-1 (0.0%)	0-2 (0.0%)
at Kentucky	W, 40-0	11-17 (64.7%)	2-3 (66.7%)	6-7 (85.7%)	2-4 (50.0%)	1-3 (33.3%)
at Ole Miss	W, 27-26	6-16 (37.5%)	0-3 (0.0%)	0-3 (0.0%)	4-5 (80.0%)	2-5 (40.0%)
Tennessee	W, 41-18	5-16 (31.2%)	0-4 (0.0%)	1-4 (25.0%)	2-3 (66.7%)	2-5 (40.0%)
at Wake Forest	W, 55-21	5-12 (41.7%)	1-3 (33.3%)	3-4 (75.0%)	1-3 (33.3%)	0-2 (0.0%)
vs. N.C. State (Music City Bowl)	W, 38-24	3-14 (21.5%)	1-3 (33.3%)	1-3 (33.3%)	0-4 (0.0%)	1-4 (25.0%)
<b>Vanderbilt Totals</b>		<b>63-188 (33.5%)</b>	<b>17-48 (35.4%)</b>	<b>18-51 (35.3%)</b>	<b>14-40 (35.0%)</b>	<b>14-49 (28.6%)</b>
Opponents		71-207 (30.9%)	14-40 (35.0%)	19-54 (35.2%)	16-60 (26.7%)	22-53 (41.5%)

## 4TH DOWNS

	SCORE	OVERALL	1ST QTR	2ND QTR	3RD QTR	4TH QTR
South Carolina	L, 13-17	1-4 (25.0%)	0-1 (0.0%)	0-1 (0.0%)	1-1 (100.0%)	0-1 (0.0%)
at Northwestern	L, 13-23	2-3 (66.7%)	1-1 (100.0%)	1-1 (100.0%)	0-0 (0.0%)	0-1 (0.0%)
Presbyterian	W, 58-0	3-4 (75.0%)	1-1 (100.0%)	2-2 (100.0%)	0-0 (0.0%)	0-1 (0.0%)
at Georgia	L, 3-48	0-1 (0.0%)	0-0 (0.0%)	0-0 (0.0%)	0-1 (0.0%)	0-0 (0.0%)
at Missouri	W, 19-15	0-1 (0.0%)	0-0 (0.0%)	0-1 (0.0%)	0-0 (0.0%)	0-0 (0.0%)
Florida	L, 17-31	1-2 (50.0%)	0-0 (0.0%)	0-0 (0.0%)	0-0 (0.0%)	1-2 (50.0%)
Auburn	W, 17-13	2-5 (40.0%)	2-2 (100.0%)	0-2 (0.0%)	0-0 (0.0%)	0-1 (0.0%)
UMass	W, 49-7	1-2 (50.0%)	0-0 (0.0%)	0-1 (0.0%)	0-0 (0.0%)	1-1 (100.0%)
at Kentucky	W, 40-0	1-1 (100.0%)	1-1 (100.0%)	0-0 (0.0%)	0-0 (0.0%)	0-0 (0.0%)
at Ole Miss	W, 27-26	1-1 (100.0%)	0-0 (0.0%)	0-0 (0.0%)	0-0 (0.0%)	1-1 (100.0%)
Tennessee	W, 41-18	0-0 (0.0%)	0-0 (0.0%)	0-0 (0.0%)	0-0 (0.0%)	0-0 (0.0%)
at Wake Forest	W, 55-21	2-2 (100.0%)	2-2 (100.0%)	0-0 (0.0%)	0-0 (0.0%)	0-0 (0.0%)
vs. N.C. State (Music City Bowl)	W, 38-24	3-4 (75.0%)	0-1 (0.0%)	0-0 (0.0%)	1-1 (100.0%)	2-2 (100.0%)
<b>Vanderbilt Totals</b>		<b>17-30 (56.7%)</b>	<b>7-9 (77.8%)</b>	<b>3-8 (37.5%)</b>	<b>2-3 (66.7%)</b>	<b>5-10 (50.0%)</b>
Opponents		9-27 (33.3%)	3-5 (60.0%)	2-6 (33.3%)	2-7 (28.6%)	2-9 (22.2%)

## TIME OF POSSESSION

	SCORE	OVERALL	1ST QTR	2ND QTR	3RD QTR	4TH QTR
South Carolina	L, 13-17	28:24	10:18	4:49	8:35	4:42
at Northwestern	L, 13-23	29:44	8:53	9:17	5:53	5:41
Presbyterian	W, 58-0	30:34	6:00	5:45	8:50	9:59
at Georgia	L, 3-48	27:53	9:26	5:40	8:02	4:45
at MissouriW, 19-15	32:11	6:14	8:26	8:29	9:02	
Florida	L, 17-31	33:10	6:02	6:29	11:22	9:17
Auburn	W, 17-13	29:09	11:38	5:37	4:51	7:03
UMass	W, 49-7	25:54	8:25	7:35	4:45	5:09
at Kentucky	W, 40-0	34:33	7:44	9:05	7:15	10:29
at Ole MissW, 27-26	26:34	8:47	3:51	7:44	6:12	
Tennessee	W, 41-18	34:11	8:03	6:57	8:01	11:10
at Wake Forest	W, 55-21	27:11	7:46	7:26	7:00	4:59
vs. N.C. State (Music City Bowl)	W, 38-24	32:56	59:04	8:21	5:50	9:41
<b>Vanderbilt Total</b>		<b>392:24</b>	<b>108:20</b>	<b>89:08</b>	<b>96:37</b>	<b>98:09</b>
<b>Vanderbilt Avg.</b>		<b>30:11</b>	<b>8:21</b>	<b>6:55</b>	<b>7:21</b>	<b>7:33</b>



## VANDERBILT INDIVIDUALS

<u>The Last Time...</u>	<u>Player, Date</u>
Player scored 3 TDs.....	Zac Stacy, at Wake Forest (3, 11/26/2011)
Player scored 4 TDs or more.....	Earl Bennett, vs. Kentucky (5, 11/12/2005)
QB passes for 3 TDs.....	Chris Nickson, vs. Kentucky (3, 11/15/2008)
QB passes for 4 & more TDs.....	Jay Cutler, vs. Kentucky (5, 11/12/2005)
QB passed for 200+ yards.....	Jordan Rodgers, at Wake Forest (229, 11/24/2012)
QB passed for 300+ yards.....	Chris Nickson, at Kentucky (446, 11/11/2006)
QB passed for 400+ yards.....	Chris Nickson, at Kentucky (446, 11/11/2006)
70-yard (+) reception.....	Rodgers-Matthews, vs. Tennessee (71, 11/17/2012)
Rushed for 100+ yards.....	Zac Stacy, vs. N.C. State (107, 12/31/2012)
Rushed for 200+ yards.....	Frank Mordica, vs. Air Force (321, 11/18/1978)
Rushed for 300+ yards.....	Frank Mordica, vs. Air Force (321, 11/18/1978)
70-yard (+) rush.....	Zac Stacy, at Wake Forest (90, 11/24/2012)
Rushed for 3 (+) TDs.....	Zac Stacy, at Wake Forest (3, 11/26/2011)
Receiver had 100+ yards.....	Jordan Matthews, at Wake Forest (144, 11/24/2011)
Receiver had 200+ yards.....	Earl Bennett, vs. Richmond (223, 9/1/2007)
Had three (+) TD receptions.....	Earl Bennett, vs. Richmond, (3, 9/1/2007)
Returned kickoff for TD.....	Andre Hal, vs. Georgia (96, 10/15/2011)
Returned punt for TD.....	Jonathan Krause, at Wake Forest (83, 11/24/2012)
Returned INT for TD.....	Trey Wilson, vs. UMass (17, 10/27/2012)
Fumble return for TD.....	Sean Richardson, vs. Boston College (0, 12/31/2008)
Kicked three or more FGs.....	Carey Spear, vs. Presbyterian (3, 9/15/2012)
Kicked 50-yard (+) FG.....	Carey Spear, at Wake Forest (50, 11/24/2012)
Had 70-yard (+) punt.....	Abtin Iranmanesh, vs. Georgia (80, 10/18/2003)
Blocked opponent punt.....	Andrew Williamson, at Wake Forest (11/24/2012)
Returned blocked punt for TD.....	Casey Hughes, at Wake Forest (0, 11/24/2012)
Blocked opponent FG.....	Walker May, vs. South Carolina (10/23/2010)
Blocked a PAT attempt.....	vs. Tennessee (11/17/2007)
Scored on safety.....	Team, at Missouri (10/6/2012)

## VANDERBILT – TEAM

<u>The Last Time...</u>	<u>Opponent, Date</u>
Achieved 30 (+) first downs.....	vs. Western Carolina (33, 9/5/2009)
Topped 500+ Yards in Total Offense.....	vs. Presbyterian (605, 9/15/2012)
400 or more passing yards.....	vs. Kentucky (446, 11/11/2006)
300 or more passing yards.....	vs. Eastern Michigan (353, 10/9/2010)
Rushed for 200+ yards.....	at Wake Forest (203, 11/24/2012)
Rushed for 300+ yards.....	vs. Presbyterian (410, 9/15/2012)
Rushed for 400+ yards.....	vs. Presbyterian (410, 9/15/2012)
Scored 40 points or more.....	at Wake Forest (55, 11/24/2012)
Held foe under 100 total yards.....	vs. Chattanooga (93, 9/6/2003)
Held foe between 100-200 total yards.....	vs. Presbyterian (149, 9/15/2012)
Held foe under 100 rushing yards.....	vs. N.C. State (41, 12/31/2012)
Held foe under 100 passing yards.....	vs. Army (18, 10/22/2011)
Held foe scoreless.....	at Kentucky (40-0, 11/3/2012)

## OPPONENTS INDIVIDUALS

<u>The Last Time a VU Opponent...</u>	<u>Player (Team) Date</u>
Player scored three TDs.....	Jeff Driskel, Florida (3, 10/13/2012)
Player scored four TDs or more.....	Justin Boyles, Duke (4, 10/28/2006)
QB passes for three TDs.....	Ryan Mallett, Arkansas (3, 10/30/2010)
QB passes for four TDs.....	Andre Woodson, Kentucky (4, 11/11/2006)
QB passed for 200+ yards.....	Mike Glennon, N.C. State (383, 12/31/2012)
QB passed for 300+ yards.....	Mike Glennon, N.C. State (383, 12/31/2012)
QB passed for 400+ yards.....	Bo Wallace, Ole Miss (403, 11/10/2012)
70-yard (+) reception.....	Berkstresser-Sasser, Missouri (85, 10/6/2012)
Rushed for 100+ yards.....	Marlin Lane, Tennessee (108, 11/17/2012)
Rushed for 200+ yards.....	Arian Foster, Tennessee (223, 11/19/2005)
Rushed for 3 (+) TDs.....	Jeff Driskel, Florida (3, 10/13/2012)
70-yard (+) rush.....	Jeff Driskel, Florida (70, 10/13/2012)
Receiver had 100+ yards.....	Tobias Palmer, N.C. State (111, 12/31/2012)
Receiver had 200+ yards.....	Craig Yeast, Kentucky (269, 11/13/1998)
Had three (+) TD receptions.....	Sidney Rice, South Carolina (3, 10/22/2005)
Returned VU kickoff for TD.....	Tobias Palmer, N.C. State (94, 12/31/2012)
Returned VU punt for TD.....	C. Patterson, Tennessee (81, 11/17/2012)
Returned VU INT for TD.....	Eric Gordon, Tennessee (90, 11/19/2010)
Returned VU fumble for TD.....	Jerry Franklin, Arkansas (94, 10/29/2011)
Kicked three or more FGs.....	Bryson Rose, Ole Miss (4, 11/3/2012)
Kicked 50-yard (+) FG.....	Bryson Rose, Ole Miss (4, 11/3/2012)
Blocked VU punt.....	Byron Jones, UConn (9/10/2011)
Returned blocked punt for a TD.....	Byron Jones, UConn (9/10/2011)
Blocked VU FG.....	S. Floyd, Florida (11/5/2011)
Scored on VU safety.....	Team, Arkansas (10/30/2010)

## OPPONENT – TEAM

<u>The Last Time a VU Opponent...</u>	<u>Team, Date</u>
Achieved 30 or more first downs in game.....	Ole Miss (32, 12/1/2001)
Topped 500 Yards in Total Offense.....	Georgia (567, 9/22/2012)
Rushed for more than 200 yards.....	Florida (326, 10/13/2012)
Rushed for more than 300 yards.....	Florida (326, 10/13/2012)
Rushed for more than 400 yards.....	Georgia Tech (404, 10/31/2009)
Passed for more than 300 yards.....	N.C. State (383, 12/31/2012)
Scored 40 points or more.....	Georgia (48, 9/22/2012)
Held Vanderbilt under 50 rushing yards.....	Alabama (41, 10/8/2011)
Held Vanderbilt to 51-100 rushing yards.....	South Carolina (62, 8/30/2012)
Held Vanderbilt under 100 passing yards.....	South Carolina (73, 9/24/2011)
Held Vanderbilt under 200 total yards.....	Alabama (149, 10/8/2011)
Held Vanderbilt scoreless.....	Alabama (10/8/2011)





## GAMECOCKS EARN COMEBACK VICTORY IN OPENER

**NASHVILLE** – Ninth-ranked South Carolina and coach Steve Spurrier got a big scare to open the season. Marcus Lattimore and Connor Shaw helped the Gamecocks grind their way past scrappy Vanderbilt.

Lattimore ran for two touchdowns and 110 yards in his first game back after tearing his left ACL, and Shaw ran for 92 yards while playing the second half with an injured shoulder as No. 9 South Carolina rallied for a 17-13 victory against Vanderbilt during the Thursday night opener.

**GAME 1**  
**AUG. 30, 2012**  
**NASHVILLE**

But Shaw bruised his right, throwing shoulder late in the first half and missed the first two series of the third quarter before returning. The junior drove the Gamecocks for the go-ahead touchdown and ran 12 yards to the Vandy 1 before rolling in pain in the end zone.


Lattimore scored the go-ahead TD on a 1-yard run with 11:25 to go.

### PLAY OF THE GAME

After a missed Vanderbilt field goal, that would have put the Commodores up 16-10, in the fourth quarter. South Carolina drove 66 yards in nine plays with running back Marcus Lattimore scoring from one yard out to give the Gamecocks the lead.

### KEY STATISTIC

Connor Shaw's 92 yards rushing. The Gamecocks' QB hurt the Dores with his legs with several big runs for first downs and significant yardage.



### QUOTABLE

*"It was a great atmosphere. Tonight was a really good picture and vision of what Vanderbilt can be... We lost to a good football team. We had opportunities to put together a significant win and didn't get it done."*

Coach James Franklin  
on the game environment

### NOTEWORTHY

Attendance was 38,393, the largest home crowd since Oct. 3, 2009 versus Ole Miss (39,625). The crowd also marked the largest for a home opener since Aug. 30, 2001 vs. MTSU (39,885).



### SCORING SUMMARY

TEAM	1	2	3	4	FINAL	RECORD
<b>SOUTH CAROLINA</b>	<b>7</b>	<b>3</b>	<b>0</b>	<b>7</b>	<b>17</b>	<b>1-0, 1-0</b>
<b>VANDERBILT</b>	<b>0</b>	<b>10</b>	<b>3</b>	<b>0</b>	<b>13</b>	<b>0-1, 0-1</b>

**FIRST QUARTER:** SC: Lattimore 29-yd run (Yates kick) 2-49 0:21

**SECOND QUARTER:** SC: Yates 2- yd field goal 14-66 6:38. VANDY: Matthews 78-yd pass from Rodgers (Spear kick) 2-76 1:01. VANDY: Spear 25-yd field goal 5-38 2:06.

**THIRD QUARTER:** VANDY: Spear 44-yd field goal 10-27 3:43.

**FOURTH QUARTER:** SC: Lattimore 1-yd run (Yates kick) 9-66 4:39.

### STATISTICS

	<u>S. CAROLINA</u>	<u>VANDERBILT</u>
FIRST DOWNS	17	11
RUSHES-YARDS (NET)	47-205	36-62
PASSING YDS (NET)	67	214
PASSES ATT-COMP-INT	15-7-1	23-13-1
TOTAL OFFENSE PLAYS-YARDS	62-272	59-276
PUNT RETURNS-YARDS	3-15	1-15
KICKOFF RETURNS-YARDS	0-0	3-84
INTERCEPTION RETURNS-YARDS	1-37	1-17
PUNTS (NUMBER-AVG)	6-39.0	4-43.5
FUMBLES-LOST	2-1	3-0
PENALTIES-YARDS	6-30	5-35
POSSESSION TIME	31:36	28:24
THIRD-DOWN CONVERSIONS	3 OF 12	3 OF 15
FOURTH-DOWN CONVERSIONS	1 OF 1	1 OF 4
RED-ZONE SCORES-CHANCES	2-2	1-2
SACKS BY: NUMBER-YARDS	5-31	3-24

**RUSHING:** SC – Lattimore 23-110; Shaw 14-92; Davis 1-4; Miles 1-3; TEAM 3-0; Dylan Thompson 5-(-4). VANDY – Zac Stacy 13-48; Wesley Tate 7-17; Brian Kimbrow 2-5; Josh Grady 1-0; Jordan Rodgers 13-(-8).

**PASSING:** SC – Shaw 7-11-1-67; Thompson 0-3-0-0; Seth Strickland 0-1-0-0. VANDY - Jordan Rodgers 13-23-1-214.

**RECEIVING:** SC – Lattimore 3-21; Sanders 2-13; Cunningham 1-20; Byrd 1-13. VANDY – Jordan Matthews 8-147; Jonathan Krause 2-9; Josh Grady 1-32; Wesley Tate 1-17; Chris Boyd 1-9.



## SCORING SUMMARY

TEAM	1	2	3	4	FINAL	RECORD
VANDERBILT	7	3	0	3	13	0-2, 0-1
NORTHWESTERN	3	0	3	17	23	2-0

**FIRST QUARTER:** VANDY: Matthews 22-yd pass from Jordan Rodgers (Spear kick), 13-77 4:49. NU: Budzien 40-yd field goal, 10-52 2:57.

**SECOND QUARTER:** VANDY: Spear 32-yd field goal, 11-80 3:57.

**THIRD QUARTER:** NU: Budzien 37-yd field goal, 14-54 4:44.

**FOURTH QUARTER:** NU: Mark 7-yd run (Budzien, Jeff kick), 11-86 4:27. VANDY: Spear 26-yd field goal, 9-60 4:07. NU: Budzien 18-yd field goal, 12-73 3:20. NU: Colter 29-yd run (Budzien, Jeff kick), 3-20 0:23.

### STATISTICS

	VANDERBILT	NORTHWESTERN
FIRST DOWNS	17	23
RUSHES-YARDS (NET)	34-101	46-191
PASSING YDS (NET)	217	133
PASSES ATT-COMP-INT	33-17-0	31-17-0
TOTAL OFFENSE PLAYS-YARDS	67-318	77-324
FUMBLE RETURNS-YARDS	0-0	0-0
PUNT RETURNS-YARDS	2-11	0-0
KICKOFF RETURNS-YARDS	6-141	1-21
INTERCEPTION RETURNS-YARDS	0-0	0-0
PUNTS (NUMBER-AVG)	6-45.0	6-41.5
FUMBLES-LOST	3-2	1-0
PENALTIES-YARDS	4-40	5-40
POSSESSION TIME	29:44	30:16
THIRD-DOWN CONVERSIONS	4 OF 15	8 OF 17
FOURTH-DOWN CONVERSIONS	2 OF 3	0 OF 0
RED-ZONE SCORES-CHANCES	2-3	4-5
SACKS BY: NUMBER-YARDS	1-5	3-24

**RUSHING:** VANDY – Jordan Rodgers 15-51; Zac Stacy 13-36; Brian Kimbrow 4-14; Jonathan Krause 1-2; Wesley Tate 1-(-2). NU – Mark 24-123; Colter 13-66; Trumpy 4-9; Jones 1-3; Green 2-(-1); TEAM 2-(-9).

**PASSING:** VANDY – Jordan Rodgers 17-33-0-217. NU – Siemian 10-16-0-91; Colter 7-15-0-42.

**RECEIVING:** VANDY – Chris Boyd 6-76; Jordan Matthews 6-75; Zac Stacy 1-55; Fitz Lassing 1-7; Wesley Tate 1-5; Jonathan Krause 1-2; Josh Grady 1-(-3). NU – Lawrence 3-49; Prater 3-24; Jones 3-13; Jones 2-15; Fields 2-4; Mark 1-14; Dickerson, C. 1-6; Vitale 1-5; Trumpy 1-3.

## WILDCATS EDGE COMMODORES WITH 4TH QUARTER COMEBACK

**EVANSTON, ILL.** – Venric Mark ran for 123 yards and a late touchdown, Tyler Scott forced a key fumble and Northwestern beat Vanderbilt 23-13.

Northwestern (2-0) didn't score a touchdown in the first three quarters but managed 17 points in the fourth to come away with another dramatic win after beating Syracuse 42-41 in the opener.

### GAME 2 SEPT. 8, 2012 EVANSTON, ILL.

The Wildcats finally found the end zone when Mark ran it in from the 7 to give Northwestern a short-lived 13-10 lead with 9:28 left in the game. Vanderbilt's Zac Stacy then turned a short swing pass into a 55-yard gain that put the ball on the 14, but instead of a touchdown, the Commodores (0-2) had to settle for a tying 26-yard field goal by Carey Spear.


Northwestern caught a break on the next drive when Trevor Siemian's 34-yard pass to Rashad Lawrence along the left sideline was ruled a completion even though he fumbled the ball as he went out of bounds. Jeff Budzien kicked an 18-yarder with 2:01 remaining to break the tie.

## PLAY OF THE GAME

Trailing 16-13 late in the fourth quarter Northwestern forces Vanderbilt QB Jordan Rodgers to fumble at the Commodores' 20-yard line. Four plays later Wildcats' QB Kain Colter runs 29 yards for a TD to put the Commodores out of reach and cap a 17-point fourth quarter.

## KEY STATISTIC

Vanderbilt struggled on third down converting just 4-of-15 while Northwestern converted eight of the team's 17 attempts.



## QUOTABLE

*"They just made plays and we didn't. We have to step up and make something happen and get the ball back to our offense. We just didn't get it done."*

Chase Garnham on Northwestern's offense late in the game

## NOTEWORTHY

The Commodores wore all white with white helmets, jerseys and pants. With the team's debut of white helmets, it marked the first time since 1989 the Commodores donned white helmets on the field.





## VANDY DEFEATS PRESBYTERIAN IN FIRST SHUTOUT WIN SINCE 2009

**NASHVILLE** – Looking for its first win of the season, Vanderbilt put together a dominating performance Saturday, defeating Presbyterian 58-0 at Vanderbilt Stadium.

Quarterback Austyn Carta-Samuels made his first start as a Commodore, and helped Vanderbilt's offense move up and down the field with ease, gaining 605 yards of offense. Vanderbilt did not punt until seven minutes were left in the game, doing most of its damage on the ground, where the Commodores gained 410 yards. Zac Stacy totaled 174 yards on eight carries. Brian Kimbrow had 137 yards on 14 carries.

**GAME 3**  
**SEPT. 15, 2012**  
**NASHVILLE**

It marked the first time Vanderbilt had two running backs rush for more than 100 yards since 2009. Wesley Tate also had two rushing touchdowns and Warren Norman added another. Norman received his first carries since the 2010 season, finishing with 26 yards on eight attempts.


"This was a great win for us," Vanderbilt Head Coach James Franklin said. "We are 1-0 this week. We're undefeated in the 2012 season that started today."

### PLAY OF THE GAME

On the first play from scrimmage for the Commodores, Zac Stacy goes 86 yards for a touchdown to set the tone for the day. Stacy only carries the ball eight times on the afternoon but racks up a season-best 174 yards.

### KEY STATISTIC

The 58-point, shutout matches the largest margin of victory in a shutout since 1999 against The Citadel. The shutout is the first since 2009 when the Dores beat Western Carolina 45-0.



### QUOTABLE

*"Shutouts are always the goal... We want to keep points off the board and get turnovers. What I liked was getting other guys in the game and getting realistic reps."*

Coach James Franklin on the Vanderbilt shutout

### NOTEWORTHY

Zac Stacy took the Dores' first play of the day 86 yards for Vanderbilt's longest rushing play in school history. The run also moved Stacy into fourth place on the school's all-time rushing list.



### SCORING SUMMARY

TEAM	1	2	3	4	FINAL	RECORD
PRESBYTERIAN	0	0	0	0	0	1-2
VANDERBILT	10	17	28	3	58	1-2, 0-1

**FIRST QUARTER:** VANDY: Stacy 86-yd run (Spear kick), 1-86 0:14. VANDY: Spear 23-yd field goal, 10-84 4:20.

**SECOND QUARTER:** VANDY: Tate 6-yd run (Fowler kick), 7-30 2:39. VANDY: Spear 28-yd field goal, 11-49 4:29. VANDY: Wilson 100-yd interception return (Spear kick).

**THIRD QUARTER:** VANDY: Scheu 3-yd pass from Carta-Samuels (Fowler kick), 6-68 3:05. VANDY: Tate 1-yd run (Spear kick), 9-61 3:10. VANDY: Norman 3-yd run (Fowler kick), 4-63 1:47. VANDY: Kimbrow 49-yd run (Spear kick), 1-49 0:15.

**FOURTH QUARTER:** VANDY: Spear 42-yd field goal, 9-33 4:33.

### STATISTICS

	PRESBYTERIAN	VANDERBILT
FIRST DOWNS	7	25
RUSHES-YARDS (NET)	34-47	46-410
PASSING YDS (NET)	102	195
PASSES ATT-COMP-INT	21-10-1	20-13-0
TOTAL OFFENSE PLAYS-YARDS	55-149	66-605
FUMBLE RETURNS-YARDS	0-0	0-0
PUNT RETURNS-YARDS	0-0	6-41
KICKOFF RETURNS-YARDS	5-97	1-31
INTERCEPTION RETURNS-YARDS	0-0	1-100
PUNTS (NUMBER-AVG)	10-38.9	1-48.0
FUMBLES-LOST	2-1	0-0
PENALTIES-YARDS	4-21	4-45
POSSESSION TIME	29:26	30:34
THIRD-DOWN CONVERSIONS	3 OF 16	4 OF 12
FOURTH-DOWN CONVERSIONS	1 OF 1	3 OF 4
RED-ZONE SCORES-CHANCES	0-1	6-7
SACKS BY: NUMBER-YARDS	0-0	3-18

**RUSHING:** PC – Byrd 14-31; Armstrong 7-23; Sanders 2-14; McKie 1-3; Ruff 3-2; Garrick 4-(-5); Griffin 2-(-7); TEAM 1-(-14). VANDY – Zac Stacy 8-174; Brian Kimbrow 14-137; Warren Norman 8-26; Josh Grady 3-24; Wesley Tate 9-24; Austyn Carta-Samuels 3-18; J. Townsley 1-7.

**PASSING:** PC – Griffin 3-11-0-14; Garrick 7-10-1-88.

VANDY – Austyn Carta-Samuels 13-20-0-195.

**RECEIVING:** PC – Byrd 2-16; McKie 2-8; Williams 2-(-1); Gilkey 1-29; Hallums 1-21; Ruff 1-19; Bailey 1-10. VANDY – Chris Boyd 4-90; Jordan Matthews 4-54; Josh Grady 2-37; Warren Norman 1-9; Steven Scheu 1-3; Brian Kimbrow 1-2.



## MURRAY, POTENT OFFENSE LEADS GEORGIA OVER COMMODORES

**ATHENS, Ga.** — When Aaron Murray steps to the line, he feels a sense of calm that comes from experience.

Murray completed his first 12 passes and got plenty of help from the rest of the offense, leading No. 5 Georgia to its most complete performance of the season in a 48-3 victory.

Murray hooked up with Brown and King on touchdown throws, breaking a tie with Eric Zeier for second place in school history. The fourth-year junior has 69 career TDs, just three behind David Greene.

**GAME 4**  
**SEPT. 22, 2012**  
**ATHENS, GA.**

Murray also scored on a 1-yard sneak as the Bulldogs raced to a 27-0 lead in the first half. He finished 18 of 24 for 250 yards.

But there was more to this offensive performance than another big night for the quarterback. A lot more.

Georgia's freshmen backs had another outstanding game. Todd Gurley rushed for 130 yards and two touchdowns, including a 29-yard score in which he broke at least four tackles. Keith Marshall had a 52-yard TD among his two scoring runs.

### SCORING SUMMARY

TEAM	1	2	3	4	FINAL	RECORD
VANDERBILT	0	3	0	0	3	1-3, 0-2
GEORGIA	13	14	21	0	48	4-0, 2-0

**FIRST QUARTER:** GA: Gurley 4-yd run (Morgan kick), 7-47 2:11. GA: Marshall 52-yd run (TEAM rush fumbled), 7-88 3:18.

**SECOND QUARTER:** GA: King 22-yd pass from Murray (Morgan kick), 7-57 2:31. GA: Murray 1-yd run (Morgan kick), 12-96 5:19. VANDY: Spear 29-yd field goal, 8-64 1:50.

**THIRD QUARTER:** GA: Brown 6-yd pass from Murray (Morgan kick), 10-63 3:34. GA: Marshall 2-yd run (Morgan kick), 3-61 1:01. GA: Gurley 29-yd run (Morgan kick), 3-71 1:01.

### STATISTICS

	VANDERBILT	GEORGIA
FIRST DOWNS	15	27
RUSHES-YARDS (NET)	36-106	47-302
PASSING YDS (NET)	231	265
PASSES ATT-COMP-INT	25-14-0	26-19-0
TOTAL OFFENSE PLAYS-YARDS	61-337	73-567
FUMBLE RETURNS-YARDS	0-0	0-0
PUNT RETURNS-YARDS	1-0	4-44
KICKOFF RETURNS-YARDS	7-148	1-14
INTERCEPTION RETURNS-YARDS	0-0	0-0
PUNTS (NUMBER-AVG)	9-45.7	5-40.2
FUMBLES-LOST	3-1	0-0
PENALTIES-YARDS	11-68	7-47
POSSESSION TIME	27:53	32:07
THIRD-DOWN CONVERSIONS	2 OF 14	6 OF 12
FOURTH-DOWN CONVERSIONS	0 OF 1	0 OF 0
RED-ZONE SCORES-CHANCES	1-3	4-4
SACKS BY: NUMBER-YARDS	1-4	3-20

**RUSHING:** VANDY — Zac Stacy 12-83; Jordan Rodgers 13-9; Wesley Tate 8-8; Warren Norman 2-7; A. Carta-Samuels 1-(-1). GA — Todd Gurley 16-130; Keith Marshall 10-82; Ken Malcome 6-41; Richard Samuel 5-27; M. Mitchell 1-16; Christian LeMay 1-5; Aaron Murray 4-5; Brandon Harton 2-(-2); TEAM 2-(-2).

**PASSING:** VANDY — Jordan Rodgers 13-23-0-218; A. Carta-Samuels 1-2-0-13. GA — Aaron Murray 18-24-0-250; Parker Welch 1-2-0-15.


**RECEIVING:** VANDY — Jordan Matthews 8-119; Chris Boyd 4-110; Josh Grady 1-5; Zac Stacy 1-(-3). GA — Marlon Brown 5-114; Tavarres King 4-58; Rhett McGowan 2-26; Keith Marshall 2-11; Michael Bennett 2-10; R. Wooten 1-26; Todd Gurley 1-13; Chris Conley 1-13; M. Mitchell 1-(-6).

### PLAY OF THE GAME

Aaron Murray's one-yard rushing touchdown in the second quarter capped a 12-play, 96-yard scoring drive to give the Bulldogs a 27-0 lead.

### KEY STATISTIC

The Commodores committed a season-high 11 penalties in the loss, including eight in the first quarter.



### QUOTABLE

*"You can't have a lot of penalties in a hostile environment like Georgia. We have to fix the mental errors because when we execute, we're a pretty good football team."*

RB Zac Stacy

### NOTEWORTHY

The Commodores and Bulldogs played under the lights for the first time at Sanford Stadium.





## VANDY GETS FIRST SEC ROAD WIN IN TWO YEARS AT MIZZOU

**COLUMBIA, Mo.** – A botched Missouri extra-point snap and a bobbled punt attempt that led to a safety helped Vanderbilt beat Missouri 19-15 Saturday night, depriving the former Big 12 school of its first Southeastern Conference win.

Zac Stacy rushed for 72 yards and two touchdowns on 29 carries for Vanderbilt (2-3, 1-2), which earned its first conference win. Jordan

**GAME 5**  
**OCT. 6, 2012**  
**COLUMBIA, Mo.**

Rodgers was 14 of 24 for 182 yards and one interception.

Missouri (3-3, 0-3) took an early 6-0 lead and kept Vanderbilt from gaining a first down until nearly nine minutes into the second quarter. Missouri couldn't muster much

offense after an early injury to quarterback James Franklin, who sprained his left knee on a first-quarter run and didn't return.

Vanderbilt's first points of the game came when Missouri punter Trey Barrow couldn't handle a snap while standing in the back of Missouri's end zone, with the ball rolling out the back. A 5-yard Stacy run late in the second half gave the Commodores a 9-6 lead they wouldn't relinquish.

### PLAY OF THE GAME

With the Commodores clinging to a four-point lead on their own 26-yard line and facing a 3rd & 9, Zac Stacy runs for 13 yards to pick up the first down and stay in bounds allowing the Commodores to run out the clock.

### KEY STATISTIC

Punter Richard Kent's big day kicking the ball was key as the senior averaged 43.4 yards per punt, swinging field position with two punts of over 50 yards and two inside the 20-yard line.



### QUOTABLE

*"It was just one of those situations that we go over almost every day - four-minute situations. I knew I had to get the first down and got it and knew I had to stay inbounds. It was a great way to end the game. I was pretty determined on the run."*

Zac Stacy on his first-down rush to seal the game

### NOTEWORTHY

The SEC road win marked the first for Vanderbilt since winning at Ole Miss in 2010. After Missouri's first two drives, the Commodores' defense allowed only 50 yards and three first downs the rest of the first half.



### SCORING SUMMARY

TEAM	1	2	3	4	FINAL	RECORD
VANDERBILT	2	7	0	10	19	2-3, 1-2
MISSOURI	6	0	3	6	15	3-3, 0-3

**FIRST QUARTER:** MU: Baggett 31-yd FG, 9-61 2:16. MU: Baggett 28-yd FG, 9-62 4:27.

**VANDY:** TEAM safety.

**SECOND QUARTER:** VANDY: Stacy 5-yd run (Spear kick), 11-76 4:22.

**THIRD QUARTER:** MU: Baggett 22-yd FG, 15-88 4:52.

**FOURTH QUARTER:** VANDY: Stacy 14-yd run (Fowler kick), 5-74 1:51. MU: Sasser 85-yd pass from Berkstresser (Moe pass failed), 3-78 1:11. VANDY: Spear 21-yd FG, 12-78 4:45

### STATISTICS

	VANDERBILT	MISSOURI
FIRST DOWNS	17	17
RUSHES-YARDS (NET)	43-89	35-150
PASSING YDS (NET)	206	245
PASSES ATT-COMP-INT	26-15-1	40-14-0
TOTAL OFFENSE PLAYS-YARDS	69-295	75-395
FUMBLE RETURNS-YARDS	0-0	0-0
PUNT RETURNS-YARDS	1-6	1-3
KICKOFF RETURNS-YARDS	6-119	3-63
INTERCEPTION RETURNS-YARDS	0-0	1-31
PUNTS (NUMBER-AVG)	7-43.4	5-39.0
FUMBLES-LOST	1-0	3-1
PENALTIES-YARDS	5-40	6-35
POSSESSION TIME	32:11	27:49
THIRD-DOWN CONVERSIONS	5 OF 16	7 OF 19
FOURTH-DOWN CONVERSIONS	0 OF 1	0 OF 3
RED-ZONE SCORES-CHANCES	3-3	3-3
SACKS BY: NUMBER-YARDS	1-11	2-18

**RUSHING:** VANDY – Zac Stacy 29-72; Brian Kimbrow 3-27; Jordan Matthews 1-18; Josh Grady 1-(-1); TEAM 4-(-11); Jordan Rodgers 5-(-16).

MU – Lawrence 21-92; Murphy 1-25; Franklin 1-23; Hansbrough 4-6; Berkstresser 7-6; TEAM 1-(-2).

**PASSING:** VANDY – Jordan Rodgers 14-24-1-182; Zac Stacy 1-2-0-24.

MU – Berkstresser 9-30-0-189; Franklin 5-9-0-56; Moe 0-1-0-0.

**RECEIVING:** VANDY – Jordan Matthews 9-91; Chris Boyd 3-83; Jordan Rodgers 1-24; Kris Kentera 1-4; Jonathan Krause 1-4. MU – McGaffie 5-32; Lucas 4-54; Moe 2-30; Sasser 1-101; Hunt 1-22; Clark 1-6.





## DRISKEL, GATORS PROVE TOO MUCH FOR COMMODORES

**NASHVILLE** – No one will overlook Jeff Driskel again, not after the Florida quarterback ran the ball better than even Tim Tebow.

Driskel ran for 177 yards and three touchdowns, and the No. 4-ranked Gators beat Vanderbilt 31-17 to stay undefeated going into their big showdown with No. 3 South Carolina. Driskel ran only 11 times, and the sophomore set the Florida record for

**GAME 6**  
**OCT. 13, 2012**  
**NASHVILLE**

yards rushing by a quarterback, topping Tebow's 166 yards against Mississippi in 2007 on 27 carries.

Vanderbilt watched Gators running back Mike Gillislee so closely that Driskel didn't even think the Commodores laid a hand on him on any of his TD runs.

The Gators (6-0, 5-0 SEC) finished off their last SEC road trip outside of the state of Florida with their 22nd straight win over Vanderbilt. Florida, which rallied in the second half to beat Texas A&M, Tennessee and LSU already this season, took control early this time. The Gators scored 21 straight points, including 11 in the second quarter where they took the lead for good.

### SCORING SUMMARY

TEAM	1	2	3	4	FINAL	RECORD
FLORIDA	0	11	7	13	31	6-0, 5-0
VANDERBILT	7	0	0	10	17	2-4, 1-3

**FIRST QUARTER:** VANDY: Matthews 10-yd pass from Rodgers (Spear kick), 6-66 2:37.

**SECOND QUARTER:** UF: Driskel 37-yd run (Burton rush), 11-91 5:01. UF: Sturgis 23-yd FG, 12-83 3:09.

**THIRD QUARTER:** UF: Driskel 13-yd run (Sturgis kick), 5-62 1:46.

**FOURTH QUARTER:** UF: Sturgis 29-yd FG 4-3 1:25. VANDY: Stacy 1-yd run (Fowler kick), 11-75 4:33. UF: Sturgis 26-yd FG, 6-28 3:23. VANDY: Spear 22-yd FG, 7-71 2:47.

UF: Driskel 70-yd run (Sturgis kick), 1-70 0:11.

### STATISTICS

	FLORIDA	VANDERBILT
FIRST DOWNS	15	23
RUSHES-YARDS (NET)	35-326	47-126
PASSING YDS (NET)	77	237
PASSES ATT-COMP-INT	20-11-0	31-17-0
TOTAL OFFENSE PLAYS-YARDS	55-403	78-363
FUMBLE RETURNS-YARDS	0-0	0-0
PUNT RETURNS-YARDS	1-6	1-11
KICKOFF RETURNS-YARDS	2-67	3-53
INTERCEPTION RETURNS-YARDS	0-0	0-0
PUNTS (NUMBER-AVG)	5-46.2	5-44.6
FUMBLES-LOST	1-0	1-1
PENALTIES-YARDS	10-80	4-33
POSSESSION TIME	26:50	33:10
THIRD-DOWN CONVERSIONS	2 OF 11	7 OF 17
FOURTH-DOWN CONVERSIONS	1 OF 1	1 OF 2
RED-ZONE SCORES-CHANCES	4-4	3-5
SACKS BY: NUMBER-YARDS	3-32	1-4

**RUSHING:** UF – Driskel 11-177; Gillislee 17-67; Patton 1-54; Hines 2-16; Burton 2-10; Brown 1-3; Team 1-(-1). VANDY – Zac Stacy 24-86; Wesley Tate 10-66; Brian Kimbrow 1-2; TEAM 1-(-1); Jordan Rodgers 11-(-27).

**PASSING:** UF – Driskel 11-20-0-77. VANDY – Jordan Rodgers 17-31-0-237.


**RECEIVING:** UF – Reed 2-14; Gillislee 2-12; Dunbar 1-21; Hines 1-9; Burton 1-8; Burton 1-6; Andrades 1-5; Hammond 1-2; Taylor 1-0. VANDY – Jordan Matthews 8-131; Steven Scheu 3-21; Chris Boyd 1-37; Jonathan Krause 1-23; Zac Stacy 1-16; Josh Grady 1-6; Kris Kentera 1-4; Wesley Tate 1-(-1).

### PLAY OF THE GAME

Florida led 24-17 when they took over at their own 30-yard line in the fourth quarter. Gators' QB Jeff Driskel put the game away on the first play of the drive with a 70-yard run, untouched for a score.

### KEY STATISTIC

Florida's 326 yards rushing are the most allowed by the Commodores this season. The Gators' 77 yards passing are the fewest allowed by Vanderbilt.



### QUOTABLE

*"There was a lot of momentum swings. I felt like we did a good job offensively and defensively of putting each other in good position, but then there were just plays that Florida made."*

WR Jordan Matthews

### NOTEWORTHY

Vanderbilt held Florida to 77 yards passing, the second time this season the 'Dores have held a SEC opponent to less than 100 yards (67, South Carolina).



# 2012 GAME RECAPS

## COMMODORES TOP AUBURN; STACY BREAKS RUSHING RECORD

**NASHVILLE** – Luckily for Zac Stacy, he won't be remembered for his last carry on a record-setting day.

Vanderbilt overcame a fourth-quarter fumble by its senior running back, who rushed for 169 yards and a go-ahead touchdown in a 17-13 victory over Auburn on Saturday.

Stacy had 27 carries and became the school's all-time rushing leader but lost the ball on his final rush, allowing the Tigers (1-6, 0-5 Southeastern Conference) to take over at their 32-yard line with 2:24 left.

**GAME 7**  
**OCT. 20, 2012**  
**NASHVILLE**

Vanderbilt (3-4, 2-3) responded by smothering the SEC's worst-scoring offense.

Clint Moseley overshot an open Sammie Coates on 4th-and-13 with 52 seconds remaining.

Stacy's 27-yard run in the fourth quarter broke Frank Mordica's previous school mark of 2,632 rushing yards from 1976-79. Stacy, who also holds the Commodores' single-season rushing record, now has 2,670 yards.




### PLAY OF THE GAME

Stacy broke the Vanderbilt school record with a 27-yard run late in the fourth quarter, finishing the day with 169 yards and giving him 2,670 yards on 500 carries for his career. Stacy broke the previous mark of Frank Mordica (1976-79).

### KEY STATISTIC

The Commodores rushed for 209 yards compared to Auburn's 103 yards. Vanderbilt also ran 17 more plays than the Tigers.



### QUOTABLE

*"I'm definitely honored. Reflecting back on my career here, I've dealt with a lot of adversity, a lot of injuries, coaching changes. No doubt about it, I am very honored to represent Vanderbilt and have the rushing title."*

RB Zac Stacy on setting the all-time rushing record

### NOTEWORTHY

Vanderbilt Stadium was sold out for the second straight game marking the first time since 1996 Vanderbilt Stadium had been sold out in consecutive games.

### SCORING SUMMARY

TEAM	1	2	3	4	FINAL	RECORD
AUBURN	0	10	0	3	13	1-6, 0-5
VANDERBILT	7	3	7	0	17	3-4, 2-3

**FIRST QUARTER:** VANDY: Tate 7-yd run (Spear kick), 16-75 8:25.

**SECOND QUARTER:** AU: Parkey 27-yd field goal, 8-27 3:46. AU: Mason 1-yd run (Parkey kick), 5-52 2:22. VANDY: Spear 30-yd field goal, 11-65 1:15.

**THIRD QUARTER:** VANDY: Stacy 2-yd run (Fowler kick), 7-85 2:56.

**FOURTH QUARTER:** AU: Parkey 39-yd field goal, 8-30 4:06.

### STATISTICS

	AUBURN	VANDERBILT
FIRST DOWNS	13	19
RUSHES-YARDS (NET)	33-103	45-209
PASSING YDS (NET)	109	173
PASSES ATT-COMP-INT	21-15-0	26-15-0
TOTAL OFFENSE PLAYS-YARDS	54-212	71-382
FUMBLE RETURNS-YARDS	0-0	0-0
PUNT RETURNS-YARDS	2-7	1-2
KICKOFF RETURNS-YARDS	3-48	1-22
INTERCEPTION RETURNS-YARDS	0-0	0-0
PUNTS (NUMBER-AVG)	7-40.1	3-45.3
FUMBLES-LOST	1-0	3-3
PENALTIES-YARDS	4-40	5-35
POSSESSION TIME	30:51	29:09
THIRD-DOWN CONVERSIONS	2 OF 12	5 OF 15
FOURTH-DOWN CONVERSIONS	0 OF 1	2 OF 5
RED-ZONE SCORES-CHANCES	3-3	3-3
SACKS BY: NUMBER-YARDS	1-6	5-22

**RUSHING:** AU – Tre Mason 16-85; McCalebb 8-39; Jay Prosch 1-5; Wallace 3-(-5); Clint Moseley 5-(-21). VANDY – Zac Stacy 27-169; Jordan Rodgers 6-27; Wesley Tate 7-14; Brian Kimbrow 2-3; TEAM 2-(-2); Josh Grady 1-(-2).

**PASSING:** AU – Clint Moseley 14-20-0-98; Wallace 1-1-0-11.

VANDY – Jordan Rodgers 15-25-0-173; TEAM 0-1-0-0; Zac Stacy 0-0-0-0.

**RECEIVING:** AU – Emory Blake 4-47; C.J. Uzomah 2-23; Jay Prosch 2-9; Quan Bray 2-7; McCalebb 2-2; Ricardo Louis 1-11; Trovon Reed 1-6; Tre Mason 1-4. VANDY – Chris Boyd 6-77; Jordan Matthews 3-46; Kris Kentera 3-19; Zac Stacy 2-24; Jonathan Krause 1-7.







## SCORING SUMMARY

TEAM	1	2	3	4	FINAL	RECORD
MASSACHUSETTS	0	0	0	7	7	0-8, 0-4
VANDERBILT	7	14	28	0	49	4-4, 2-3

**FIRST QUARTER: VANDY:** Tate 25-yd run (Spear kick), 2-25 0:38.

**SECOND QUARTER: VANDY:** Kentera 25-yd pass from Rodgers (Fowler kick), 8-72 3:36.  
VANDY: Rodgers 4-yd run (Spear kick), 3-24 0:48.

**THIRD QUARTER: VANDY:** Boyd 14-yd pass from Rodgers (Fowler kick), 6-57 2:31.  
VANDY: Wilson 17-yd interception return (Spear kick). VANDY: Kimbrow 74-yd run (Fowler kick), 1-74 0:13. VANDY: Krause 40-yd punt return (Spear kick).

**FOURTH QUARTER: UMASS:** Walker 10-yd pass from Doyle (Lucas kick), 11-55 4:48.

### STATISTICS

	UMASS	VANDERBILT
FIRST DOWNS	16	22
RUSHES-YARDS (NET)	32-54	37-226
PASSING YDS (NET)	210	217
PASSES ATT-COMP-INT	41-23-2	22-17-0
TOTAL OFFENSE PLAYS-YARDS	73-264	59-443
FUMBLE RETURNS-YARDS	1-53	0-0
PUNT RETURNS-YARDS	1-11	6-93
KICKOFF RETURNS-YARDS	8-150	1-24
INTERCEPTION RETURNS-YARDS	0-0	2-57
PUNTS (NUMBER-AVG)	6-42.7	3-47.0
FUMBLES-LOST	4-1	3-2
PENALTIES-YARDS	11-94	11-80
POSSESSION TIME	34:06	25:54
THIRD-DOWN CONVERSIONS	5 OF 17	3 OF 9
FOURTH-DOWN CONVERSIONS	2 OF 5	1 OF 2
RED-ZONE SCORES-CHANCES	1-4	2-4
SACKS BY: NUMBER-YARDS	0-0	4-23

**RUSHING:** UMASS – Cox 17-56; Wegzyn 4-2; Doyle 7-1; Broadnax 1-0; Burns 1-(-1); Wilson 2-(-4). VANDY – Brian Kimbrow 7-98; Wesley Tate 15-81; Jordan Rodgers 3-22; Zac Stacy 5-15; A. Carta-Samuels 1-10; Warren Norman 3-8; TEAM 3-(-10); Josh Grady 0-2.

**PASSING:** UMASS – Wegzyn 15-27-1-162; Doyle 8-14-1-48.

VANDY – Jordan Rodgers 17-21-0-217; Austyn Carta-Samuels 0-1-0-0.

**RECEIVING:** UMASS – Michel 6-56; Walker 6-51; Cox 3-49; Blanchflower 2-15; Williams 2-14; Sharpe 1-17; Davis 1-9; Broadnax 1-4; E. Long 1-(-5).

VANDY – Jordan Matthews 10-112; Chris Boyd 4-59; Kris Kentera 1-25; Fitz Lassing 1-12; Zac Stacy 1-9.

## 'DORES WIN SECOND STRAIGHT; SOUNDLY DEFEAT UMASS

**NASHVILLE** – For more than 25 minutes, Vanderbilt didn't look the part of the favorite. But the Commodores needed just 55 seconds to assume the role. Two late first-half touchdowns made up for a penalty-filled opening half and broke open a tight game as Vanderbilt rolled to a 49-7 victory over winless Massachusetts on Saturday.

Jordan Rodgers completed 17 of 21 passes for 217 yards and two touchdowns. He also ran for a score as the Commodores (4-4) overcame 11 penalties, two turnovers and the loss of their starting running back to blow out UMass (0-8).

Vanderbilt made it look easy in the second half - specifically the third quarter. Within five minutes, the Commodores leapt to a 49-0 lead thanks to four touchdowns, including an interception return and the team's first punt return for a score since 1999.

"It was huge," Rodgers said. "We needed it. We got off to a slow start and we needed to hit a couple of those touchdowns late in the half to give us some momentum - some kind of confidence going into halftime because we had too many mental mistakes."


**GAME 8**  
**OCT. 27, 2012**  
**NASHVILLE**

## PLAY OF THE GAME

Jonathan Krause's 40-yard punt return for a score in the third quarter capped the Commodores scoring and made Krause the first Vanderbilt player since 1999 to return a punt for a touchdown.

## KEY STATISTIC

The Commodores dominated the Minutemen holding them to just 54 yards rushing on 32 carries. UMass was limited to just 264 total yards on the night.



## QUOTABLE

*"He looked right at me and when he threw it, I was just like, 'let's go.' The defensive line did a great job getting pressure. I am blessed with the best teammates in the world. They do a great job of putting me in a position to make plays."*

Trey Wilson on interception return for a touchdown

## NOTEWORTHY

Trey Wilson returned his fourth career interception for a touchdown and second of the season with a 17-yard return in the third quarter.



# 2012 GAME RECAPS

## VANDERBILT BLANKS KENTUCKY; FIRST SEC SHUTOUT SINCE 1968

**LEXINGTON, Ky.** – Before this game on the Kentucky campus, Vanderbilt hadn't shut out a SEC opponent since 1968.

That streak was broken in a 40-0 road win against Kentucky in which the Commodores dominated on offense, defense and special teams.

Quarterback Jordan Rodgers completed 18 of 29 passes for 220 yards, two touchdowns and one interception, and three different Commodores running backs rushed for scores against the over-matched Kentucky defense.

**GAME 9**  
**Nov. 3, 2012**  
**LEXINGTON, Ky.**

Vanderbilt's 40-point victory margin was its largest over the Wildcats in 96 years.

In the teams' 85 meetings, only two of Vanderbilt's wins have been more lopsided: 45-0 in 1916, and 50-0 in 1897.

The Commodores (5-4, 3-3) scored touchdowns on four of their five first-half drives, and none of the scoring drives took more than four minutes.

Rodgers led his team 71 yards on 11 plays begin the game, ending the drive with a 34-yard touchdown pass to Jordan Matthews. It was the fourth time this season has scored on its first drive of the game.

### PLAY OF THE GAME

After a 16-play opening drive, Kentucky misses a 50-yard field goal. The Commodores force nine of the Wildcats final 11 drives to five plays or less, including three three and outs.

### KEY STATISTIC

The shutout was the first in SEC play for Vanderbilt since blanking Kentucky 6-0 in 1968.



### QUOTABLE

*"We feel like we are hitting our stride at the right time. We are taking better approaches, and forcing more three and outs. We are doing really good, but we can improve."*

Safety Kenny Ladler  
on the defensive shutout

### NOTEWORTHY

The shutout victory is the second of the season for the 'Dores marking the first time since 1964 Vanderbilt had two shutouts in the same season (George Washington, Tennessee).



### SCORING SUMMARY

TEAM	1	2	3	4	FINAL	RECORD
VANDERBILT	7	20	7	6	40	5-4, 3-3
KENTUCKY	0	0	0	0	0	1-9, 0-7

**FIRST QUARTER:** VANDY: Matthews 34-yd pass from Rodgers (Spear kick), 11-71 4:19.

**SECOND QUARTER:** VANDY: Tate 3-yd run (Fowler kick), 9-67 3:53. VANDY: Boyd 30-yd pass from Rodgers (Spear kick), 9-61 3:53. VANDY: Stacy 2-yd run (Fowler kick failed), 7-59 1:16.

**THIRD QUARTER:** VANDY: Kimbrow 33-yd run (Spear kick), 6-59 1:57.

**FOURTH QUARTER:** VANDY: Spear 40-yd FG, 11-44 5:19. VANDY: Spear 48-yd FG, 7-24 3:39.

### STATISTICS

	VANDERBILT	KENTUCKY
FIRST DOWNS	29	15
RUSHES-YARDS (NET)	50-227	31-101
PASSING YDS (NET)	220	159
PASSES ATT-COMP-INT	30-18-1	35-13-0
TOTAL OFFENSE PLAYS-YARDS	80-447	66-260
FUMBLE RETURNS-YARDS	0-0	1-1
PUNT RETURNS-YARDS	5-44	1-14
KICKOFF RETURNS-YARDS	1-29	7-119
INTERCEPTION RETURNS-YARDS	0-0	1-21
PUNTS (NUMBER-AVG)	2-37.5	7-42.4
FUMBLES-LOST	2-1	2-0
PENALTIES-YARDS	5-28	7-100
POSSESSION TIME	34:33	25:27
THIRD-DOWN CONVERSIONS	11 OF 17	5 OF 17
FOURTH-DOWN CONVERSIONS	1 OF 1	1 OF 4
RED-ZONE SCORES-CHANCES	2-2	0-1
SACKS BY: NUMBER-YARDS	2-15	1-13

**RUSHING:** VANDY – Zac Stacy 11-69; Brian Kimbrow 13-69; Wesley Tate 11-44; Warren Norman 8-34; Jordan Rodgers 6-11; TEAM 1-0. UK – Jonathan George 14-44; Raymond Sanders 7-32; Jalen Whitlow 7-23; Patrick Towles 3-2.

**PASSING:** VANDY – Jordan Rodgers 18-29-1-220; A Carta-Samuels 0-1-0-0.

UK – Patrick Towles 8-23-0-93; Jalen Whitlow 5-12-0-66.

**RECEIVING:** VANDY – Chris Boyd 6-81; Jordan Matthews 5-75; Wesley Tate 2-23; Kris Kentera 1-14; Jonathan Krause 1-11; Zac Stacy 1-6; Steven Scheu 1-6; Brian Kimbrow 1-4. UK – A.J. Legree 3-47; Aaron Boyd 3-28; Gene McCaskill 2-24; Dem. Robinson 1-35; Ronnie Shields 1-10; Tyler Robinson 1-8; Daryl Collins 1-4; Jonathan George 1-3.







## COMMODORES RALLY FROM 17-POINT DEFICIT TO DOWN REBELS

**OXFORD, Miss.** – It was a clutch moment that has so often flummoxed Vanderbilt's football program for the better part of its history.

But in yet another piece of mounting evidence that the Commodores aren't a SEC doormat anymore, Jordan Rodgers calmly surveyed the field and found Chris Boyd wide open for a 26-yard touchdown pass with 52 seconds remaining to give Vanderbilt a 27-26 victory over Mississippi on Saturday night.

**GAME 10**  
**Nov. 10, 2012**  
**OXFORD, Miss.**

It ended a thrilling comeback for the Commodores (6-4, 3-3 SEC), who trailed 23-6 early in the third quarter but rallied for their fourth straight victory.

Now the postseason is in Vanderbilt's future - again. The Commodores are poised to go to their second straight bowl game for the first time in school history.

Second-year coach James Franklin has engineered the quick turnaround, turning Vanderbilt into an SEC threat nearly overnight.

"I'm looking forward to the day when I don't have to say first ever, because we want this to be the culture at Vanderbilt. A culture of winning," Franklin said. "Our coaches and players believe it."

### SCORING SUMMARY

TEAM	1	2	3	4	FINAL	RECORD
VANDERBILT	3	3	14	7	27	6-4, 4-3
OLE MISS	7	9	7	3	26	5-5 2-4

**FIRST QUARTER:** UM: Sanders 9-yd pass from Wallace (Rose kick), 7-31 2:48.

VANDY: Spear 22-yd field goal, 8-45 3:24.

**SECOND QUARTER:** UM: Rose 22-yd FG, 13-70 2:58. UM: Rose 28-yd FG, 10-40 3:38.

UM: Rose 41-yd FG, 10-43 4:03. VANDY: Spear 44-yd FG, 3-24 0:21.

**THIRD QUARTER:** UM: Wallace 1-yd run (Rose kick), 9-56 3:14. VANDY: Matthews 52-yd pass from Rodgers (Spear kick), 4-75 1:54. VANDY: Tate 2-yd run (Fowler kick), 11-51 4:02.

**FOURTH QUARTER:** UM: Rose 27-yd FG 13-72 5:28. VANDY: Boyd 26-yd pass from Rodgers (Spear kick), 9-79 1:51.

### STATISTICS

	VANDERBILT	OLE MISS
FIRST DOWNS	17	24
RUSHES-YARDS (NET)	36-104	40-55
PASSING YDS (NET)	267	403
PASSES ATT-COMP-INT	35-20-0	50-31-0
TOTAL OFFENSE PLAYS-YARDS	71-371	90-458
FUMBLE RETURNS-YARDS	0-0	1-0
PUNT RETURNS-YARDS	4-1	3--5
KICKOFF RETURNS-YARDS	3-49	4-94
INTERCEPTION RETURNS-YARDS	0-0	0-0
PUNTS (NUMBER-AVG)	8-41.0	6-35.8
FUMBLES-LOST	1-1	1-0
PENALTIES-YARDS	3-20	7-33
POSSESSION TIME	26:34	33:26
THIRD-DOWN CONVERSIONS	6 OF 16	8 OF 21
FOURTH-DOWN CONVERSIONS	1 OF 1	1 OF 2
RED-ZONE SCORES-CHANCES	2-2	5-5
SACKS BY: NUMBER-YARDS	3-22	2-16

**RUSHING:** VANDY – Wesley Tate 15-43; Brian Kimbrow 9-41; Zac Stacy 2-17; Josh Grady 1-12; TEAM 1-(-2); Jordan Rodgers 8-(-7). UM – Jeff Scott 24-47; Randall Mackey 2-4; Bo Wallace 13-4; I. Mathers 1-0.

**PASSING:** VANDY – Jordan Rodgers 20-35-0-267. UM – Bo Wallace 31-49-0-403; Randall Mackey 0-1-0-0.

**RECEIVING:** VANDY – Jordan Matthews 9-153; Chris Boyd 5-64; Kris Kentera 2-29; Wesley Tate 2-16; Jonathan Krause 1-8; Brian Kimbrow 1-(-3).

UM – Ja-Mes Logan 8-160; Donte Moncrief 8-74; Vince Sanders 5-96; Korvic Neat 5-45; Jeff Scott 3-13; Jamal Mosley 2-15.

### PLAY OF THE GAME

Jordan Rodgers found a wide open Chris Boyd down the sideline for 26 yards and the game-winning touchdown on the Commodores' final drive of the night.

### KEY STATISTIC

The Vanderbilt defense kept the Commodores in the game by forcing Ole Miss to kick four field goals and limiting the Rebels' rushing attack to only 55 yards on 40 carries.



### QUOTABLE

*"We've been working on emphasizing the two-minute drill in practice, and the last couple of weeks we've been getting down and scoring, so it's good to see that translate to real-life game situations."*

QB Jordan Rodgers talks about game-winning drive

### NOTEWORTHY

The win marked the third straight Vanderbilt win in Oxford for the first time in series history and the first three-game win streak over Ole Miss since 1949-51. The Commodores' rally from 17 points down marks the largest deficit VU has overcome in over 30 years.





## COMMODORES DEFEAT VOLS FOR FIFTH CONFERENCE VICTORY

**NASHVILLE** – The Vanderbilt Commodores ended years of frustration at the hands of their in-state rival Tennessee with one of their best victories in decades.

Making their celebration even sweeter?

The Commodores also ensured Tennessee's third straight losing season, putting Volunteers' coach Derek Dooley's job status in further jeopardy.

**GAME 11**  
**Nov. 17, 2012**  
**NASHVILLE**

Andre Hal intercepted two passes and Jordan Rodgers threw for two touchdowns as Vanderbilt routed Tennessee 41-18 Saturday night for the Commodores' fifth straight victory, clinching their first winning record in the regular season since 1982.

In-state rival Tennessee had won 34 of the past 35 games in this series coming into this game. The Commodores (7-4, 5-3 SEC) also snapped a 14-game skid against Tennessee at home with their first win in Nashville since 1982 and the most points they've scored against the Vols since a 51-7 win in 1923.

"This is what we all envisioned when we came here, that we could build something special here at Vanderbilt right here in Nashville. We are Nashville's team," Franklin said.

### PLAY OF THE GAME

Jordan Matthews' first career rushing touchdown opened the scoring in the second half and was the beginning of a 21-point third quarter for the Commodores. Matthews took the ball 47 yards on a reverse for the score.

### KEY STATISTIC

The Vanderbilt defense shuts down an explosive Tennessee offense, holding the Vols to 303 total yards including just 154 passing. UT entered the game averaging over 330 yards per game in the air.



### QUOTABLE

*"That's our mentality on offense. We want to score every chance we get, regardless of the situation. We knew they were going to try to make plays on defense and bring the blitz."*

Running back Zac Stacy on Vanderbilt's 21-point third quarter

### NOTEWORTHY

The victory over the Volunteers is the first home win over UT since 1982. Vanderbilt's 23-point win is the largest margin of victory over Tennessee since 1954 when VU won 26-0.



### SCORING SUMMARY

TEAM	1	2	3	4	FINAL	RECORD
TENNESSEE	0	10	0	8	18	4-7, 0-7
VANDERBILT	3	10	21	7	41	7-4, 5-3

**FIRST QUARTER:** VANDY: Spear 19-yd field goal, 5-76 2:43.

**SECOND QUARTER:** UT: Rogers 14-yd pass from Bray (Palardy kick), 7-59 2:02.

VANDY: Spear 27-yd field goal, 8-29 2:43. VANDY: Boyd 11-yd pass from Rodgers (Spear kick), 3-17 1:20. UT: Palardy 28-yd field goal, 10-51 2:58.

**THIRD QUARTER:** VANDY: Matthews 47-yd run (Fowler kick), 3-85 1:19.

VANDY: Kentera 3-yd pass from Tate (Spear kick), 2-4 1:05. VANDY: Stacy 10-yd run (Fowler kick), 11-59 4:53.

**FOURTH QUARTER:** VANDY: Matthews 71-yd pass from Rodgers (Fowler kick), 3-78 1:26. UT: Patterson 81-yd punt return (Lane rush).

### STATISTICS

	TENNESSEE	VANDERBILT
FIRST DOWNS	19	15
RUSHES-YARDS (NET)	33-149	40-194
PASSING YDS (NET)	154	248
PASSES ATT-COMP-INT	41-19-3	28-14-1
TOTAL OFFENSE PLAYS-YARDS	74-303	68-442
FUMBLE RETURNS-YARDS	0-0	0-0
PUNT RETURNS-YARDS	2-109	3-20
KICKOFF RETURNS-YARDS	7-129	3-43
INTERCEPTION RETURNS-YARDS	1-0	3-69
PUNTS (NUMBER-AVG)	7-43.6	7-47.4
FUMBLES-LOST	1-0	2-0
PENALTIES-YARDS	9-64	12-90
POSSESSION TIME	25:49	34:11
THIRD-DOWN CONVERSIONS	2 OF 15	5 OF 16
FOURTH-DOWN CONVERSIONS	0 OF 3	0 OF 0
RED-ZONE SCORES-CHANCES	2-2	5-7
SACKS BY: NUMBER-YARDS	0-0	2-15

**RUSHING:** UT – Lane 16-108; Neal 13-61; Howard 2-(-5); Bray 2-(-15). VANDY – Zac Stacy 17-85; Jordan Matthews 1-47; Wesley Tate 13-40; Brian Kimbrow 4-15; Jordan Rodgers 3-9; TEAM 2-(-2).

**PASSING:** UT – Bray 11-29-2-103; Worley 8-11-1-51; Palardy 0-1-0-0. VANDY – Jordan Rodgers 13-26-1-245; Wesley Tate 1-1-0-3; Zac Stacy 0-1-0-0.

**RECEIVING:** UT – Hunter 5-39; Lane 5-37; Patterson 3-52; Howard 2-(-9); Rogers 1-14; Rivera, M. 1-13; Bartholomew 1-10; Neal 1-(-2). VANDY – Jordan Matthews 7-115; Chris Boyd 3-35; Zac Stacy 2-86; Wesley Tate 1-9; Kris Kentera 1-3.





## 'DORES EARN SIXTH STRAIGHT WIN ON THE ROAD AT WAKE FOREST

**WINSTON-SALEM, N.C.** — The Vanderbilt Commodores continue to rewrite the school record books.

And the season isn't even over yet.

After a 2-4 start the Commodores have strung together six straight wins, the school's longest such streak since 1955.

The latest victory came Saturday in a blowout fashion as Jordan

### GAME 12

Nov. 24, 2012

WINSTON-SALEM, NC

Rodgers threw for 229 yards and two touchdowns, and Zac Stacy ran for a season-high 180 yards and two scores in a dominating 55-21 win over Wake Forest.

Vanderbilt also scored twice on special teams, blocking a punt and recovering it in the end zone for a touchdown and also returning a punt 83 yards for a score.

Stacy eclipsed 1,000 yards rushing for the second straight season and added to his career school record of 3,036 yards rushing, receiver Jordan Matthews set a single-season record with 1,262 yards receiving, and kicker Carey Spear hit a pair of field goals from beyond 50 yards and added seven extra points to finish with a school record 81 points.

### SCORING SUMMARY

TEAM	1	2	3	4	FINAL	RECORD
VANDERBILT	7	21	13	14	55	8-4
WAKE FOREST	7	0	7	7	21	5-7

**FIRST QUARTER:** VANDY: Tate 25-yd pass from Rodgers (Spear kick), 11-85 5:20.

WF: Bohanon 1-yd run (Hedlund kick), 16-71 7:10.

**SECOND QUARTER:** VANDY: Tate 15-yd run (Fowler kick), 5-45 2:03. VANDY: Matthews 64-yd pass from Rodgers (Spear kick), 1-64 0:11. VANDY: Stacy 4-yd run (Fowler kick), 5-37 2:25.

**THIRD QUARTER:** VANDY: Hughes 0-yd blocked punt return (Spear kick).

WF: Martin 1-yd run (Hedlund kick), 11-75 4:59. VANDY: Spear 52-yd FG, 11-41 4:48.

VANDY: Spear 50-yd FG, 4-1 2:06.

**FOURTH QUARTER:** VANDY: Krause 83-yd punt return (Fowler kick). VANDY: Stacy 90-yd run (Spear kick), 2-91 0:48. WF: Okoro 4-yd fumble recovery (Hedlund kick).

#### STATISTICS

	VANDERBILT	WAKE FOREST
FIRST DOWNS	19	19
RUSHES-YARDS (NET)	34-203	44-124
PASSING YDS (NET)	229	186
PASSES ATT-COMP-INT	23-17-1	38-18-1
TOTAL OFFENSE PLAYS-YARDS	57-432	82-310
FUMBLE RETURNS-YARDS	0-0	1-4
PUNT RETURNS-YARDS	4-129	1-5
KICKOFF RETURNS-YARDS	2-26	5-75
INTERCEPTION RETURNS-YARDS	1-0	1-0
PUNTS (NUMBER-AVG)	1-46.0	6-37.0
FUMBLES-LOST	2-2	1-1
PENALTIES-YARDS	6-60	4-42
POSSESSION TIME	27:11	32:49
THIRD-DOWN CONVERSIONS	5 OF 12	7 OF 19
FOURTH-DOWN CONVERSIONS	2 OF 2	2 OF 5
RED-ZONE SCORES-CHANCES	2-3	2-2
SACKS BY: NUMBER-YARDS	3-21	2-12

**RUSHING:** VANDY — Zac Stacy 21-180; Wesley Tate 2-27; Brian Kimbrow 6-4; TEAM 1-(-2); Jordan Rodgers 4-(-6). WF — Martin 24-72; Cross 2-27; Campanaro 2-13; Jackson 5-12; Jackson 1-6; Bohanon 2-1; Price 8-(-7).

**PASSING:** VANDY — Jordan Rodgers 17-23-1-229. WF — Price 17-36-1-182; Cross 1-2-0-4.


**RECEIVING:** VANDY — Jordan Matthews 10-144; Chris Boyd 3-35; Wesley Tate 2-37; Steven Scheu 1-8; Jonathan Krause 1-5. WF — Campanaro 8-98; Davis 4-32; Martin 2-34; Jackson 1-8; Ragland 1-6; Bohanon 1-5; Terry 1-3.

### PLAY OF THE GAME

Jordan Matthews' 64-yard touchdown catch from Jordan Rodgers started the blowout as part of the Commodores' 28 unanswered points. On the play Matthews went up and over two Wake Forest defenders for the catch then turned on the jets to score.

### KEY STATISTIC

Vanderbilt took the team's opening drive 85 yards for a touchdown on 11 plays, marking the sixth time this season the Commodores scored points on the team's opening drive.



### QUOTABLE

*"When you're throwing numbers out about breaking records from 1955, 1948 and 1915, to me that's impressive."*

James Franklin on the Commodores' six-game win streak

### NOTEWORTHY

Vanderbilt improves to 6-2 in the month of November under James Franklin. In the decade prior to Franklin's arrival, Vanderbilt was 3-32 in November games.



## COMMODORES NOTCH NINTH WIN; DEFEAT N.C. STATE IN BOWL 38-24

**NASHVILLE** – Vanderbilt is winning like the Commodores haven't in nearly a century. After capturing the Franklin American Mortgage Music City Bowl, Head Coach James Franklin says everyone better get used to it.

Jordan Rodgers threw two touchdown passes and ran for another score as the Commodores capped their best season since 1915

by defeating North Carolina State 38-24 in Nashville's LP Field.

**GAME 13**  
**DEC. 31, 2012**  
**NASHVILLE**

"We're not going anywhere," a smiling and teary Franklin said. The Commodores finished 9-4 for their best record since going 9-1 in 1915. It marks only the third time the small-

est and only private university in the SEC has won as many as nine games in a season.

Vandy closed the season with seven straight wins for its longest streak since an eight-game run in 1948.

Senior Zac Stacy earned the bowl's MVP honors with 108 rushing yards and one touchdowns.

### PLAY OF THE GAME

Two plays after safety Eric Samuels' interception of Mike Glennon just before halftime, Jordan Rodgers and Jordan Matthews connected on an 18-yard touchdown pass to give Vanderbilt a 28-14 lead going into intermission. The score was the eventual deciding points.

### KEY STATISTIC

The Commodores forced five N.C. State turnovers – three interceptions and two fumbles – while committing zero turnovers. Vanderbilt scored 17 points following the turnovers.



### QUOTABLE

*"When you're throwing out dates like 1915, you know that's a very, very, very long time..."*

*"We currently have the longest win streak in the SEC, which we're very proud of."*

Coach James Franklin on team's accomplishments

### NOTEWORTHY

With the victory, Vanderbilt concludes the season with an seven-game win streak, the longest active streak in the SEC and the longest at Vanderbilt since an eight-game span to conclude the 1948 season.



### SCORING SUMMARY

TEAM	1	2	3	4	FINAL	RECORD
N.C. STATE	0	14	0	10	24	7-6, 4-4
VANDERBILT	7	21	3	7	38	9-4, 5-3

**FIRST QUARTER:** VANDY: Boyd 5-yd pass from Rodgers (Spear kick) 10-65 9:51

**SECOND QUARTER:** VANDY: Stacy 6-yd run (Fowler kick) 4-27 10:08. NCS: Creecy 1-yd run (Sade kick) 11-84 1:46. VANDY: Tate 7-yd run (Spear kick) 5-32 3:47.

NCS: Palmer 94-yd kickoff return (Sade kick) 3:35. VANDY: Matthews 18-yd pass from Rodgers (Fowler kick) 2-18 0:41

**THIRD QUARTER:** VANDY: Spear 30-yd field goal 8-23 9:39.

**FOURTH QUARTER:** NCS: Sade 24-yd field goal 12-66 14:56. VANDY: Rodgers 15-yd run (Spear kick) 8-44 5:11. NCS: Smith 19 yd pass from Glennon (Sade kick) 10 -71 2:06.

### STATISTICS

	NCSTATE	VANDERBILT
FIRST DOWNS	24	17
RUSHES-YARDS (NET)	25-41	41-117
PASSING YDS (NET)	383	108
PASSES ATT-COMP-INT	53-35-3	27-16-0
TOTAL OFFENSE PLAYS-YARDS	78-424	68-225
FUMBLE RETURNS-YARDS	0-0	0-0
PUNT RETURNS-YARDS	3-15	1-15
KICKOFF RETURNS-YARDS	7-24.7	3-35.0
INTERCEPTION RETURNS-YARDS	0-0	3-77
PUNTS (NUMBER-AVG)	3-30.3	5-46.2
FUMBLES-LOST	6-2	0-0
PENALTIES-YARDS	9-90	2-10
POSSESSION TIME	27:04	32:56
THIRD-DOWN CONVERSIONS	13 OF 19	3 OF 14
FOURTH-DOWN CONVERSIONS	0 OF 1	3 OF 4
RED-ZONE SCORES-CHANCES	3-3	6-6
SACKS BY: NUMBER-YARDS	1-6	3-20

**RUSHING:** NCS – Creecy 9-43; Thornton 12-39; Glennon 3-(-20).

VANDY – Zac Stacy 25-107; Wesley Tate 9-14; Jordan Rodgers 4-6; Brian Kimbrow 1-(-2); Jordan Matthews 1-(-4), team 1-(-4).

**PASSING:** NCS – Glennon 35-53-3-383; VANDY – Jordan Rodgers 16-25-0-108; Austin Carta-Samuels 0-1-0, Zac Stacy 0-1-0.

**RECEIVING:** NCS – Palmer 8-111; Creecy 6-50; Thornton 5-41; Smith 3-50; Payton 3-37; Carter 3-34; Talbert 3-29; Watson 2-21; Winkles 1-5; Underwood 1-5.

VANDY – Jordan Matthews 7-61; Chris Boyd 4-18; Wesley Tate 2-10; Steven Scheu 2-7; Zac Stacy 1-12.

# 2013 BLACK & GOLD SPRING GAME RECAP



## SPEAR'S LATE FIELD GOAL EARNS 17-15 VICTORY FOR BLACK SQUAD

**NASHVILLE** – A 25-yard field goal by Carey Spear as time expired gave Black a 17-15 win over Gold in Vanderbilt's annual Black & Gold Spring Game at Vanderbilt Stadium.

The Black team, comprised mostly of first-teamers held a 14-0 lead entering the fourth quarter, but Gold scored touchdowns on two consecutive drives to make things very interesting at the end for the estimated 14,000 fans in attendance. Instead of electing to tie the game at 14, Gold went for two and was successful, taking a 15-14 lead with 4:40 to play after Johnny McCrary found Tip McKenzie for a 49-yard touchdown and again for the two-point conversion.


**SPRING GAME**  
**APRIL 13, 2013**  
**NASHVILLE**

Austyn Carta-Samuels, who started for Black and went 14-of-20 for 196 yards and one TD, directed the closing drive, converting a 4th-and-25 with a 44-yard pass to Chris Boyd. Five plays later, Spear made the winning kick.

Quarterback Patton Robinette started for Gold and connected on 11-of-15 passes for 101 yards and one touchdown. Johnny McCrary went 6-of-13 for 108 yards and a touchdown. Josh Grady was 3-of-6 for 33 yards for the Black team.

Wesley Tate led the charge on the ground with 59 yards on nine carries for Black. Gold's Tip McKenzie led all receivers with 83 yards and one touchdown on four catches. Chris Boyd had three catches for 68 yards and Jordan Matthews had six catches for 60 yards for Black.

On defense, the Black team was led by Vince Taylor, who dominated the line in the first half and finished with four tackles, including 2.5 for a loss and one sack. Gold's defense was paced by Kellen Williams' eight tackles. Darien Bryant had 2.5 sacks and five total tackles.



### SCORING SUMMARY

TEAM	1	2	3	4	FINAL
BLACK	0	7	7	3	17
GOLD	0	0	0	15	15

**SECOND QUARTER:** BLACK: W. Tate 2-yd. run (C. Spear kick) 10-92, 5:46.


**THIRD QUARTER:** BLACK: J. Matthews 16-yd. pass from A. Carta-Samuels (Spear kick) 8-65, 3:57.

**FOURTH QUARTER:** GOLD: J. Seymour 7-yd. pass from P. Robinette 10-75, 10:24.

GOLD: T. McKenzie 49-yd. pass from J. McCrary (McKenzie pass from McCrary) 3-60, 4:40. BLACK: Spear 25-yd. FG 12-67, :0:00.

### PLAY OF THE GAME

Down 15-14 and facing a 4th down & long from the own 21-yard line, the Black team jump-started its late rally with a 44-yard completion from Austyn Carta-Samuels to Chris Boyd. Five plays later, senior kicker Carey Spear converted the winning field goal as time expired.



### QUOTABLE

*"I feel good about what we accomplished. We got a lot of situations covered, and we looked organized doing it. I'm glad it came down to a few plays late in the game.*

*"We also stayed healthy, and that's important going into summer."*

Coach James Franklin

### NOTEWORTHY

The 2013 spring game gave proof to the fact of added depth in the Vanderbilt roster. In 2012, the Black squad swept the Gold team 33-0 in a similarly constructed spring roster.

### STATISTICS

	BLACK	GOLD
FIRST DOWNS	16	112
RUSHES-YARDS (NET)	24-48	19-4
PASSING YDS (NET)	229	209
PASSES ATT-COMP-INT	26-17-1	28-17-0
TOTAL OFFENSE PLAYS-YARDS	50-277	47-213
FUMBLE RETURNS-YARDS	1-0	0-0
INTERCEPTION RETURNS-YARDS	0-0	1-0
PUNTS (NUMBER-AVG)	5-39.2	6-43.7
FUMBLES-LOST	1-0	0-0
PENALTIES-YARDS	3-22	3-25
POSSESSION TIME	26:46	33:14
THIRD-DOWN CONVERSIONS	4/11	4/12
FOURTH-DOWN CONVERSIONS	1/1	1/2
RED-ZONE SCORES-CHANCES	3-3	1-1
SACKS BY: NUMBER-YARDS	1-6	3-20

**RUSHING:** BLACK – W. Tate 9-59-1; B. Kimbrow 5-37; Team 2-(-7), J. Grady 2-(-12).

GOLD – T. Anders 3-16; J. Seymour 6-11; J. McCrary 2-(-3); P. Robinette 8-(-12).

**PASSING:** BLACK – A. Carta Samuels 14-20-0, 196 yds., 1 TD; J. Grady 3-6-1, 33 yds. GOLD – P. Robinette 11-15-0, 101 yds., 1 TD; J. McCrary 6-13-0, 108 yds., 1 TD.

**RECEIVING:** BLACK – J. Matthews 6-60, 1 TD; C. Boyd 3-68; J. Krause 3-59; W. Tate 3-21; K. Kentera 2-21.

GOLD – T. McKenzie 4-83, 1 TD, J. Seymour 4-16, 1 TD; T. Pruitt 3-34; D. van der Wal 3-22; T. Wilkins 1-33; W. Fritz 1-17; B. Gowder 1-4.

