

2011 TEAM STATISTICS



TEAM STATISTICS

	<u>VANDERBILT</u>	<u>OPPONENTS</u>
SCORING	347	281
Points Per Game	26.7	21.6
FIRST DOWNS	223	234
Rushing	121	101
Passing	82	113
Penalty	20	20
RUSHING YARDAGE	2138	1697
Yards gained rushing	2542	2125
Yards lost rushing	404	428
Rushing Attempts	497	473
Average Per Rush	4.3	3.6
Average Per Game	164.5	130.5
TDs Rushing	26	12
PASSING YARDAGE	2270	2499
Comp-Att-Int	179-346-18	216-398-19
Average Per Pass	6.6	6.3
Average Per Catch	12.7	11.6
Average Per Game	174.6	192.2
TDs Passing	15	16
TOTAL OFFENSE	4408	4196
Total Plays	843	871
Average Per Play	5.2	4.8
Average Per Game	339.1	322.8
KICK RETURNS: #-Yards	54-1184	53-1063
PUNT RETURNS: #-Yards	27-171	23-89
INT RETURNS: #-Yards	19-406	18-309
KICK RETURN AVERAGE	21.9	20.1
PUNT RETURN AVERAGE	6.3	3.9
INT RETURN AVERAGE	21.4	17.2
FUMBLES-LOST	21-10	33-10
PENALTIES-Yards	81-653	79-671
Average Per Game	50.2	51.6
PUNTS-Yards	68-2837	66-2646
Average Per Punt	41.7	40.1
Net punt average	39.2	36.0
TIME OF POSSESSION/Game	29:53	30:06
3RD-DOWN Conversions	63/184	71/194
3rd-Down Pct	34%	37%
4TH-DOWN Conversions	15/20	9/22
4th-Down Pct	75%	41%
SACKS BY-Yards	27-172	27-196
MISC YARDS	-75	0
TOUCHDOWNS SCORED	46	35
FIELD GOALS-ATTEMPTS	8-14	12-19
ON-SIDE KICKS	0-2	0-1
RED-ZONE SCORES	(33-43) 77%	(23-29) 79%
RED-ZONE TOUCHDOWNS	(25-43) 58%	(18-29) 62%
PAT-ATTEMPTS	(45-46) 98%	(27-29) 93%
ATTENDANCE	230,112	388,367
Games/Avg Per Game	7/32,873	5/77,673



Quarterback Jordan Rodgers

SCORE (QUARTER)	1ST	2ND	3RD	4TH	OT	TOTAL
VANDERBILT	64	111	82	90	0	347
OPPONENTS	30	100	68	77	6	281

2011 Game Results

DATE	OPPONENT	W/L, SCORE	OVERALL	CONF.	TIME	ATTN.
9/3	Elon	W, 45-24	1-0-0	0-0-0	3:00	27,599
9/10	Connecticut	W, 24-21	2-0-0	0-0-0	3:11	32,119
9/17	Ole Miss	W, 30-7	3-0-0	1-0-0	3:21	34,579
9/24	at South Carolina	L, 3-21	3-1-0	1-1-0	3:19	77,015
10/8	at Alabama	L, 0-34	3-2-0	1-2-0	2:59	101,821
10/15	Georgia	L, 28-33	3-3-0	1-3-0	3:34	36,640
10/22	Army	W, 44-21	4-3-0	1-3-0	3:15	32,210
10/29	Arkansas	L, 28-31	4-4-0	1-4-0	3:24	33,247
11/5	at Florida	L, 21-26	4-5-0	1-5-0	3:16	90,144
11/12	Kentucky	W, 38-8	5-5-0	2-5-0	3:08	33,718
11/19	at Tennessee	L, 21-27 (OT)	5-6-0	2-6-0	3:21	91,367
11/26	at Wake Forest	W, 41-7	6-6-0	2-6-0	3:12	28,020
12/31	Cincinnati	L, 24-31	6-7-0	2-6-0	3:32	57,103





2011 TEAM STATISTICS

INDIVIDUAL OFFENSIVE LEADERS

PASSING

	GP	EFF.	ATT-COMP-INT	PCT	YARDS	TD	LONG	AVG/G
Jordan Rodgers	13	113.76	108-216-10	50.0	1524	9	73	117.2
Larry Smith	10	104.56	68-123-6	55.3	668	5	68	66.8
Zac Stacy	13	81.87	2-6-2	33.3	43	1	43	3.3
Ryan Fowler	8	394.00	1-1-0	100.0	35	0	35	4.4
VU Totals	13	110.75	179-346-18	51.7	2270	15	73	174.6
Opponents	13	110.73	216-398-19	54.3	2499	16	75	192.2

RUSHING

	GP	ATT	GAIN	LOSS	NET	AVG	TD	LONG	AVG/G
Zac Stacy	13	201	1267	74	1193	5.9	14	77	91.8
Jordan Rodgers	13	117	545	125	420	3.6	4	40	32.3
Jerron Seymour	13	83	298	30	268	3.2	5	40	20.6
Micah Powell	13	20	71	6	65	3.2	0	11	5.0
Jonathan Krause	13	12	68	6	62	5.2	0	24	4.8
Casey Hayward	13	5	60	0	60	12.0	0	29	4.6
Wesley Tate	13	3	29	3	26	8.7	1	23	2.0
Fitz Lassing	13	1	25	0	25	25.0	0	25	1.9
Chris Boyd	13	2	19	0	19	9.5	0	11	1.5
Richard Kent	13	1	17	0	17	17.0	0	17	1.3
Larry Smith	10	42	142	125	17	0.4	2	19	1.7
Udom Umoh	13	1	1	0	1	1.0	0	1	0.1
TEAM	9	9	0	35	-35	-3.9	0	0	-3.9
VU Totals	13	497	2542	404	2138	4.3	26	77	164.5
Opponents	13	473	2125	428	1697	3.6	12	69	130.5

RECEIVING

	GP	No.	YARDS	AVG	TD	LONG	AVG/G
Jordan Matthews	13	41	778	19.0	5	49	59.8
Chris Boyd	13	31	473	15.3	8	68	36.4
Jonathan Krause	13	23	171	7.4	0	41	13.2
Wesley Tate	13	22	187	8.5	0	33	14.4
Zac Stacy	13	20	106	5.3	0	44	8.2
Brandon Barden	11	16	243	15.2	1	73	22.1
Jerron Seymour	13	9	108	12.0	0	33	8.3
Fitz Lassing	13	5	54	10.8	1	15	4.2
John Cole	3	4	59	14.8	0	31	19.7
Austin Monahan	13	3	40	13.3	0	23	3.1
Udom Umoh	13	3	16	5.3	0	9	1.2
Andrew East	13	1	35	35.0	0	35	2.7
Jordan Rodgers	13	1	0	0.0	0	0	0.0
VU Totals	13	179	2270	12.7	15	73	174.6
Opponents	13	216	2499	11.6	16	75	192.2

TOTAL OFFENSE

	GP	PLAYS	RUSH	PASS	TOTAL	AVG/G
Jordan Rodgers	13	333	420	1524	1944	149.5
Zac Stacy	13	207	1193	43	1236	95.1
Larry Smith	10	165	17	668	685	68.5
Jerron Seymour	13	83	268	0	268	20.6
Micah Powell	13	20	65	0	65	5.0
Jonathan Krause	13	12	62	0	62	4.8
Casey Hayward	13	5	60	0	60	4.6
Ryan Fowler	8	1	0	35	35	4.4
Wesley Tate	13	3	26	0	26	2.0
Fitz Lassing	13	1	25	0	25	1.9
Chris Boyd	13	2	19	0	19	1.5
Richard Kent	13	1	17	0	17	1.3
Udom Umoh	13	1	1	0	1	0.1
TEAM	9	9	-35	0	-35	-3.9
VU Totals	13	843	2138	2270	4408	339.1
Opponents	13	871	1697	2499	4196	322.8



Running back Zac Stacy



Wide receiver Jordan Matthews

2011 TEAM STATISTICS



ALL-PURPOSE

	GP	RUSH	REC	PR	KOR	RET	TOTAL	AVG
Zac Stacy •	13	1193	106	0	9	0	1308	100.6
Jordan Matthews •	13	0	778	0	0	0	778	59.8
Andre Hal •	13	0	0	0	738	0	738	56.8
Chris Boyd •	13	19	473	0	0	0	492	37.8
Jordan Rodgers •	13	420	0	0	0	0	420	32.3
Jerron Seymour •	13	268	108	0	0	0	376	28.9
Jonathan Krause •	13	62	171	78	0	0	311	23.9
Steven Clarke •	13	0	0	2	243	0	245	18.8
Brandon Barden	11	0	243	0	0	0	243	22.1
Wesley Tate •	13	26	187	0	0	0	213	16.4
Casey Hayward	13	60	0	12	11	107	190	14.6
Eric Samuels •	13	0	0	0	180	0	180	13.8
Archibald Barnes •	13	0	0	0	0	128	128	9.8
Trey Wilson •	13	0	0	0	0	109	109	8.4
John Cole	3	0	59	31	0	0	90	30.0
Fitz Lassing •	13	25	54	0	0	0	79	6.1
Micah Powell	13	65	0	0	0	0	65	5.0
Austin Monahan •	13	0	40	0	0	0	40	3.1
Andrew East •	13	0	35	0	0	0	35	2.7
Udom Umoh	13	1	16	17	0	0	34	2.6
Javon Marshall •	13	0	0	0	0	32	32	2.5
Kenny Ladler •	13	0	0	31	0	0	31	2.4
Chris Marve	13	0	0	0	0	19	19	1.5
Larry Smith	10	17	0	0	0	0	17	1.7
Richard Kent •	13	17	0	0	0	0	17	1.3
Sean Richardson	13	0	0	0	0	11	11	0.8
Marc Panu •	11	0	0	0	3	0	3	0.3
Team	9	-35	0	0	0	0	-35	-3.9
Vanderbilt Totals	13	2138	2270	171	1184	406	6169	474.5
Opponents	13	1697	2499	89	1063	309	5657	435.2

SCORING

	TDs	FGs	KICK	PATs				SAF	Pts
				RUSH	REC	PASS	DXP		
Zac Stacy •	14	0-0	0-0	0-0	0	0-0	0	0	84
Chris Boyd •	8	0-0	0-0	0-0	0	0-0	0	0	48
Carey Spear •	0	4-7	26-27	0-0	0	0-0	0	0	38
Ryan Fowler •	0	4-7	19-19	0-0	0	0-0	0	0	31
Jerron Seymour •	5	0-0	0-0	0-0	0	0-0	0	0	30
Jordan Matthews •	5	0-0	0-0	0-0	0	0-0	0	0	30
Jordan Rodgers •	4	0-0	0-0	0-0	0	0-0	0	0	24
Trey Wilson •	2	0-0	0-0	0-0	0	0-0	0	0	12
Larry Smith	2	0-0	0-0	0-0	0	0-0	0	0	12
Wesley Tate •	1	0-0	0-0	0-0	0	0-0	0	0	6
Fitz Lassing •	1	0-0	0-0	0-0	0	0-0	0	0	6
Andre Hal •	1	0-0	0-0	0-0	0	0-0	0	0	6
Archibald Barnes •	1	0-0	0-0	0-0	0	0-0	0	0	6
Brandon Barden	1	0-0	0-0	0-0	0	0-0	0	0	6
Casey Hayward	1	0-0	0-0	0-0	0	0-0	0	0	6
Team	0	0-0	0-0	0-0	0	0-0	0	1	2
Vanderbilt Totals	46	8-14	45-46	0-0	0	0-0	0	1	347
Opponents	35	12-19	27-29	0-1	4	4-4	0	0	281

FIELD GOALS

	FGM-FGA	%	1-29	30-39	40-49	50+	Lg	Blk
Carey Spear •	4-7	57.1	0-1	4-5	0-1	0-0	37	0
Ryan Fowler •	4-7	57.1	0-0	4-6	0-1	0-0	35	1

PUNTING

	No.	Yds	AVG	LONG	TB	FC	I-20	Blk
Richard Kent •	64	2719	42.5	67	4	12	23	1
Ryan Fowler •	3	92	30.7	38	0	1	1	0
Jordan Rodgers •	1	26	26.0	26	0	0	1	0
Team	0	0	0.0	0	0	0	0	1
Vanderbilt Totals	68	2837	41.7	67	4	13	25	2
Opponents	66	2646	40.1	65	5	14	18	1



Wide receiver Chris Boyd

KICKOFF RETURNS

	No.	Yds	AVG	TD	LONG
Andre Hal •	31	738	23.8	1	96
Steven Clarke •	11	243	22.1	0	33
Eric Samuels •	9	180	20.0	0	35
Marc Panu •	1	3	3.0	0	3
Casey Hayward	1	11	11.0	0	11
Zac Stacy	1	9	9.0	0	9
Vanderbilt Totals	54	1184	21.9	1	96
Opponents	53	1063	20.1	1	90

PUNT RETURNS

	No.	Yds	AVG	TD	LONG
Jonathan Krause •	19	78	4.1	0	18
John Cole	5	31	6.2	0	13
Casey Hayward	1	12	12.0	0	12
Udom Umoh	1	17	17.0	0	0
Kenny Ladler •	1	31	31.0	0	24
Steven Clarke	0	2	0.0	0	2
Vanderbilt Totals	27	171	6.3	0	24
Opponents	23	89	3.9	1	16

FIELD GOAL SEQUENCE

	VANDERBILT	OPPONENT
Elon	(33)	27
UConn	(31)	(25), (28)
Ole Miss	-	-
South Carolina	(33)	46
Alabama	47, 38	-
Georgia	-	50, (53), 42, (28), (36), (44)
Army	(37)	-
Arkansas	27	(36), (50), (42)
Florida	32	49, (55), (40)
Kentucky	(32)	-
Tennessee	44, 34	-
Wake Forest	(33), (30)	-
Cincinnati	(35)	41, (44), 39

Numbers in (parentheses) indicate successful field goals.



2011 DEFENSIVE STATISTICS



Linebacker Archibald Barnes



Defensive tackle Rob Lohr



Cornerback Trey Wilson

#	Name	Tackles			TFL/Yds	Sacks	Pass Def		QBH	Fumbles		Blocked		Saf
		Solo	Ast	Total		No-Yards	Int-Yds	BrUp		Rcv-Yds	FF	Kick		
13	Chris Marve	49	42	91	8.5-24	3-11	1-19	3	4	.	1	.	.	
21	Sean Richardson	41	22	63	6.5-40	2-16	1-11	3	1	
19	Casey Hayward	46	16	62	7.5-11	.	7-107	10	
15	Archibald Barnes •	37	22	59	4.5-30	2-12	2-128	4	2	.	3	1	.	
1	Kenny Ladler •	37	16	53	1.0-1	.	1-0	3	
36	Chase Garnham •	30	21	51	5.5-30	2-19	.	1	1	.	1	.	.	
31	Javon Marshall •	32	10	42	0.5-1	.	2-32	4	
84	Rob Lohr •	21	20	41	11.5-40	5-22	.	1	.	1-0	2	.	.	
42	Tim Fugger	21	12	33	13.5-54	8-39	.	4	4	1-0	3	.	.	
8	Trey Wilson •	24	6	30	.	.	3-109	8	
90	Walker May •	17	13	30	4.5-25	3-21	.	.	2	2-0	.	.	.	
28	Karl Butler •	18	9	27	.	.	.	2	2	1-0	.	.	.	
58	Colt Nichter •	14	12	26	1.0-4	1-3	.	.	1	
98	Johnell Thomas •	13	13	26	4.0-10	2-4	.	.	1	
22	Eric Samuels •	19	6	25	1.0-4	.	.	1	
37	Al Owens	11	10	21	2.0-8	.	.	.	1	
23	Andre Hal •	17	4	21	.	.	1-0	1	
12	Steven Clarke •	10	8	18	1.5-4	1-2	.	1	.	2-1	1	.	.	
47	DeAndre Jones •	12	4	16	1.0-5	.	.	.	1	1-0	1	.	.	
29	Tristan Strong •	13	3	16	0.5-1	.	.	2	
53	Vince Taylor •	6	6	12	1.5-5	1-0	.	.	.	
74	T.J. Greenstone	4	8	12	4.0-27	2-23	.	.	1	
39	Carey Spear •	9	2	11	
4	Udom Umoh	4	4	8	1.0-21	1	.	
92	Kyle Woestmann •	4	4	8	1	.	.	
97	Jared Morse •	6	2	8	2.0-10	.	.	2	
16	Eddie Foster •	5	2	7	.	.	1-0	1	
99	Thad McHaney •	5	2	7	1.0-1	.	.	.	2	
1D	Dexter Daniels	6	.	6	1	.	.	
20	Micah Powell	2	3	5	
91	Barron Dixon •	2	1	3	1	.	.	
38	Fitz Lassing •	2	1	3	
34	Andrew East •	2	1	3	
18	Jerron Seymour •	2	.	2	1-0	.	.	.	
54	Taylor Loftley •	1	1	2	
26	Reggie Ford	1	1	2	
94	Richard Kent •	1	.	1	
96	Thomas Ryan •	1	.	1	
Team		1	
VU Totals		555	310	865	84-356	27-172	19-406	51	23	10-1	15	2	1	
Opponents		-	-	-	-	27-196	18-309	61	28	10-241	11	3	-	

OFFENSIVE IND. GAME SUMMARIES



PASSING

	Att-Comp-Yds-TD-Int	Att-Comp-Yds-TD-Int
	Larry Smith	Jordan Rodgers •
Elon	27-13-125-1-0	4-3-52-1-0
UConn	24-12-140-1-2	2-1-1-0-0
Ole Miss	20-13-103-0-0	0-0-0-0-0
at South Carolina	16-12-44-0-1	7-4-29-0-0
at Alabama	6-4-45-0-0	18-11-104-0-2
Georgia	10-5-24-0-2	19-4-47-0-1
Army	0-0-0-0-0	27-10-186-1-2
Arkansas	-	27-15-240-1-0
at Florida	-	28-19-297-2-0
Kentucky	0-0-0-0-0	22-12-207-2-1
at Tennessee	-	32-17-193-1-3
at Wake Forest	1-1-45-1-0	15-7-139-1-0
Cincinnati	19-8-142-1-1	14-4-26-0-1
TOTALS	123-68-668-5-6	216-108-1,524-9-10



Quarterback Larry Smith

RUSHING

	#-Yds/TD	ELON	UConn	MISS	SC	ALA	UGA	ARMY	ARK	UF	UK	UT	WF	UC
Zac Stacy •	201-1,193/14	8-35/0	10-58/0	11-169/1	7-18/0	4-4/0	17-97/1	21-198/3	19-128/1	13-49/0	28-135/3	17-61/1	28-184/3	18-57/1
Jordan Rodgers •	117-420/4	2--8/0	1--4/0	-	1-4/0	4-23/0	11-79/0	18-96/1	18-66/2	13-20/1	12-29/0	12--8/0	16-90/0	9-33/0
Jerron Seymour •	83-268/5	4-15/0	8-70/1	16-60/1	7-14/0	4-0/0	5-21/1	10-27/1	2-4/0	5-6/0	10-6/0	5-23/0	5-17/0	2-5/1
Micah Powell	20-65/0	2-5/0	-	9-22/0	-	1-5/0	-	4-26/0	-	-	1-0/0	-	3-7/0	-
Jonathan Krause •	12-62/0	1-6/0	3-29/0	3-12/0	-	2-6/0	-	1--3/0	-	1-8/0	1-4/0	-	-	-
Casey Hayward	5-60/0	1-23/0	-	1-5/0	-	-	1-29/0	-	1-0/0	-	-	-	1-3/0	-
Wesley Tate •	3-26/1	1-23/1	-	-	-	-	-	-	-	1--3/0	-	1-6/0	-	-
Fitz Lassing •	1-25/0	-	-	-	-	-	-	-	1-25/0	-	-	-	-	-
Chris Boyd •	2-19/0	-	-	-	-	-	-	-	-	-	1-11/0	1-8/0	-	-
Larry Smith	42-17/2	4-34/1	10--35/0	7-13/1	9--30/0	3-5/0	1--5/0	-	DNP	DNP	3-18/0	DNP	-	5-17/0
Richard Kent •	1-17/0	-	-	-	-	-	-	-	-	-	-	-	-	1-17/0
Udom Umoh	1-1/0	-	-	1-1/0	-	-	-	-	-	-	-	-	-	-
Team	9--35/0	1--1/0	-	1--1/0	1--2/0	1--2/0	1--22/0	DNP	1--1/0	DNP	DNP	DNP	2--4/0	1--2/0

RECEIVING

	#-Yds/TD	ELON	UConn	MISS	SC	ALA	UGA	ARMY	ARK	UF	UK	UT	WF	UC
Jordan Matthews	41-778/5	3-58/0	-	1--1/0	1-6/0	-	2-46/1	1-8/0	6-151/1	9-170/1	6-131/1	6-74/0	2-79/1	4-56/0
Chris Boyd	31-473/8	2-41/2	2-46/1	3-18/0	-	-	1-23/0	4-90/1	3-24/0	2-41/1	3-37/1	6-66/1	3-18/0	2-69/1
Brandon Barden	16-243/1	2-25/0	1-10/0	DNP	DNP	2-34/0	1-9/0	-	-	4-51/0	1-14/0	-	2-80/1	3-20/0
Wesley Tate	22-187/0	-	1-2/0	4-26/0	2-8/0	3-46/0	1-0/0	3-38/0	3-14/0	1-18/0	1-2/0	2-21/0	-	1-12/0
Jonathan Krause	23-171/0	2-7/0	2-12/0	2-6/0	9-55/0	2-8/0	3-20/0	1-41/0	-	-	-	1-15/0	1-7/0	-
Jerron Seymour	9-108/0	2-22/0	2-1/0	1-33/0	1-7/0	3-45/0	-	-	-	-	-	-	-	-
Zac Stacy	20-106/0	2--1/0	-	2-17/0	2--10/0	3--4/0	2-16/0	-	3-51/0	2-9/0	-	2-17/0	-	2-11/0
John Cole	4-59/0	1-9/0	3-50/0	DNP	-	DNP	DNP	DNP	DNP	DNP	DNP	DNP	DNP	DNP
Fitz Lassing	5-54/1	1-15/1	1-14/0	1-7/0	1-7/0	1-11/0	-	-	-	-	-	-	-	-
Austin Monahan	3-40/0	-	-	-	-	-	-	1-9/0	-	1-8/0	1-23/0	-	-	-
Andrew East	1-35/0	-	-	-	-	-	1-35/0	-	-	-	-	-	-	-
Udom Umoh	3-16/0	1-1/0	1-6/0	-	-	1-9/0	-	-	-	-	-	-	-	-
Jordan Rodgers	1-0/0	-	-	-	-	-	-	-	-	-	1-0/0	-	-	-

PUNT RETURNS

	#-Yds/TD	ELON	UConn	MISS	SC	ALA	UGA	ARMY	ARK	UF	UK	UT	WF	UC
Jonathan Krause	19-78	1-4	1-14	3-17	2-12	1--4	-	2-4	2-1	1-2	1--3	1-8	1-1	3-22
Kenny Ladler	1-31	-	-	-	-	-	-	-	1-24	-	-	-	-	-
John Cole	5-31	2-14	3-17	DNP	-	DNP	DNP	DNP	DNP	DNP	DNP	DNP	DNP	DNP
Udom Umoh	1-17	-	-	-	-	-	1-17	-	-	-	-	-	-	-
Casey Hayward	1-12	-	-	-	-	-	1-12	-	-	-	-	-	-	-

KICK RETURNS

	#-Yds/TD	ELON	UConn	MISS	SC	ALA	UGA	ARMY	ARK	UF	UK	UT	WF	UC
Andre Hal	31-738	2-41	-	-	4-82	5-98	5-157	1-53	5-129	3-51	2-48	2-30	-	2-49
Steven Clarke	11-243	-	-	-	-	1-22	3-53	2-40	-	1-23	-	1-25	2-57	1-23
Eric Samuels	9-180	1-35	4-79	2-45	-	-	-	-	-	-	-	-	-	2-21
Casey Hayward	1-11	-	-	-	-	-	-	1-11	-	-	-	-	-	-
Zac Stacy	1-9	-	-	-	-	-	-	-	-	-	-	-	-	1-9
Marc Panu	1-3	-	DNP	-	-	-	-	-	-	1-3	-	-	-	DNP





DEFENSIVE IND. GAME SUMMARIES



TACKLES

	UA-A-Tot.	ELON	UConn	MISS	SC	ALA	UGA	ARMY	ARK	UF	UK	UT	WF	UC
Chris Marve LB	49-42-91	6-6	5-2	2-2	6-3	3-5	3-3	7-4	1-3	4-0	3-3	2-6	3-2	4-3
Sean Richardson DB	41-22-63	3-2	1-2	1-4	2-1	2-3	5-1	1-2	3-1	9-1	1-1	4-2	4-2	5-0
Casey Hayward DB	46-16-62	4-2	4-0	1-1	2-1	4-0	3-4	1-1	2-2	4-0	5-1	5-1	5-1	6-2
Archibald Barnes LB *	37-22-59	0-1	1-1	2-0	3-4	6-2	1-3	3-3	2-1	4-0	4-0	1-1	4-2	6-4
Kenny Ladler DB *	37-16-53	1-1	3-0	2-2	4-3	0-1	4-1	3-2	4-1	9-2	3-0	1-2	1-0	2-1
Chase Garnham LB *	30-21-51	2-4	3-2	2-0	8-2	4-6	5-4	1-1	DNP	DNP	DNP	-	-	5-2
Javon Marshall DB *	32-10-42	1-0	2-2	-	4-1	3-2	5-1	-	4-1	4-0	2-0	4-2	3-1	-
Rob Lohr DE *	21-20-41	0-2	4-0	2-3	2-0	1-2	3-0	3-4	1-2	1-1	0-3	2-1	1-0	1-2
Tim Fugger DE	21-12-33	2-1	4-0	3-1	1-0	3-2	1-2	-	4-0	-	1-1	0-1	1-1	1-3
Trey Wilson DB *	24-6-30	3-0	1-3	-	2-0	1-0	4-0	2-0	2-1	4-1	3-0	0-1	1-0	1-0
Walker May DE *	17-13-30	2-1	1-3	3-1	1-1	1-1	1-2	2-1	1-0	1-0	1-2	1-0	1-0	1-1
Karl Butler DB *	18-9-27	3-2	1-0	1-0	2-0	2-1	-	2-2	3-1	-	1-1	-	3-2	-
Colt Nichter DT *	14-12-26	2-1	2-1	0-1	1-2	2-3	-	0-1	0-1	2-0	1-0	1-1	-	3-1
Johnell Thomas DE *	13-13-26	2-2	0-2	1-1	-	0-1	2-0	3-3	1-1	3-0	-	1-0	-	0-3
Eric Samuels DB *	19-6-25	1-1	1-0	0-1	-	1-0	-	2-1	5-0	1-0	1-1	1-0	3-1	3-1
Al Owens LB	11-10-21	1-0	DNP	-	1-0	2-2	1-3	-	1-1	1-2	0-1	2-0	2-1	-
Andre Hal DB *	17-4-21	1-0	-	3-0	1-0	3-1	1-0	1-0	3-0	1-0	0-1	2-1	1-1	-
Steven Clarke DB *	10-8-18	1-1	0-2	0-2	-	0-1	-	3-0	0-1	1-0	1-0	2-1	1-0	1-0
DeAndre Jones LB	12-4-16	3-1	-	2-0	-	2-2	-	-	1-0	-	1-0	-	3-1	-
Tristan Strong LB •	13-3-16	2-1	3-0	6-2	2-0	DNP	DNP	DNP	DNP	DNP	DNP	DNP	DNP	DNP
Vince Taylor DE *	6-6-12	DNP	-	0-1	0-2	1-1	1-1	1-0	2-0	1-1	-	-	-	-
T.J. Greenstone DT	4-8-12	-	1-1	0-1	0-2	0-1	DNP	DNP	DNP	DNP	1-0	1-1	1-1	0-1
Carey Spear *	9-2-11	-	0-1	2-0	-	-	1-0	1-0	0-1	-	2-0	-	2-0	1-0
Kyle Woestmann DE *	4-4-8	0-1	1-0	DNP	-	1-1	-	2-1	-	-	0-1	-	-	-
Jared Morse DT *	6-2-8	1-0	0-2	-	1-0	1-0	-	-	1-0	1-0	-	-	1-0	-
Udom Umoh	4-4-8	0-1	1-0	0-1	-	-	-	-	-	1-0	1-0	0-1	1-1	-
Thad McHaney DE *	5-2-7	-	-	1-0	1-0	1-0	0-1	1-1	-	-	1-0	-	-	-
Eddie Foster DB *	5-2-7	-	-	1-0	-	1-0	-	2-1	-	-	-	-	1-1	-
Dexter Daniels DE	6-0-6	1-0	DNP	DNP	-	2-0	DNP	-	DNP	DNP	1-0	1-0	1-0	-
Micah Powell	2-3-5	-	-	-	0-2	-	-	-	1-0	-	-	1-0	0-1	-
Fitz Lassing *	2-1-3	-	-	-	0-1	-	1-0	1-0	-	-	-	-	-	-
Andrew East LB *	2-1-3	-	-	1-0	0-1	-	-	-	1-0	-	-	-	-	-
Barron Dixon DT *	2-1-3	DNP	DNP	DNP	DNP	DNP	0-1	-	1-0	-	-	-	1-0	-
Taylor Loftley DT *	1-1-2	-	DNP	-	1-0	-	DNP	-	-	-	-	DNP	0-1	-
Jerron Seymour *	2-0-2	-	-	-	-	1-0	-	-	-	-	-	-	1-0	-
Reggie Ford DB	1-1-2	0-1	DNP	DNP	DNP	DNP	-	DNP	DNP	DNP	-	DNP	1-0	DNP
Thomas Ryan DE	1-0-1	1-0	DNP	DNP	DNP	DNP	DNP	DNP	DNP	DNP	DNP	DNP	DNP	DNP

INTERCEPTIONS/RETURNS

	No.-Yds	ELON	UConn	MISS	SC	ALA	UGA	ARMY	ARK	UF	UK	UT	WF	UC
Casey Hayward	7-107	1-22	1-50	-	2-24	-	1-0	-	-	-	-	-	-	2-11
Trey Wilson	3-109	1-21	-	2-82	-	-	-	-	-	-	-	-	-	-
Javon Marshall	2-32	-	1-32	1-0	-	-	-	-	-	-	-	-	-	-
A. Barnes	2-128	-	-	-	-	-	-	-	-	-	-	2-128	-	-
Sean Richardson	1-11	-	-	1-11	-	-	-	-	-	-	-	-	-	-
Andre Hal	1-0	-	-	-	1-0	-	-	-	-	-	-	-	-	-
Chris Marve	1-19	-	-	-	1-19	-	-	-	-	-	-	-	-	-
Kenny Ladler	1-0	-	1-0	-	-	-	-	-	-	-	-	-	-	-
Eddie Foster	1-0	-	-	1-0	-	-	-	-	-	-	-	-	-	-



IND. GAME SUMMARIES; 2011 STARTERS



FUMBLES FORCED/RECOVERED	FF/FR	ELON	UConn	MISS	SC	ALA	UGA	ARMY	ARK	UF	UK	UT	WF	UC
A. Barnes	3/0	-	-	-	1/0	-	-	-	-	-	1/0	-	1/0	-
Tim Fugger	3/1	1/0	-	-	-	-	-	0/1	1/0	-	-	-	1/0	-
Rob Lohr	2/1	-	-	-	-	-	-	1/1	-	-	-	-	-	1/0
DeAndre Jones	1/1	-	-	-	-	1/0	-	-	0/1	-	-	-	-	-
Barron Dixon	1/0	DNP	DNP	DNP	DNP	DNP	-	-	1/0	-	-	-	-	-
Kyle Woestmann	1/0	-	-	DNP	-	-	-	1/0	-	-	-	-	-	-
Chase Garnham	1/0	-	1/0	-	-	-	-	-	DNP	DNP	DNP	-	-	-
Steven Clarke	1/2	-	-	-	-	-	-	-	-	1/1	0/1	-	-	-
Chris Marve	1/0	-	-	-	-	-	-	1/0	-	-	-	-	-	-
Dexter Daniels	1/0	-	DNP	DNP	-	1/0	DNP	-	DNP	DNP	-	-	-	-
Walker May	0/2	0/1	-	-	-	-	-	-	-	-	-	-	0/1	-
Jerron Seymour RB	0/1	-	-	-	-	-	-	-	0/1	-	-	-	-	-
Karl Butler	0/1	-	-	-	-	-	-	0/1	-	-	-	-	-	-
Vince Taylor	0/1	DNP	0/1	-	-	-	-	-	-	-	-	-	-	-

QUARTERBACK SACKS	UA-A-TOTAL	ELON	UConn	MISS	SC	ALA	UGA	ARMY	ARK	UF	UK	UT	WF	UC
Tim Fugger DL	6-2-8	1-4	2-10	-	-	-	-	-	2-12	-	2-11	-	-	1-2
Rob Lohr DL	4-1-5	-	1-1	1-1	-	1-7	-	1-4	1-9	-	-	-	-	-
Chris Marve LB	2-1-3	-	-	-	-	-	-	1-6	-	-	-	-	-	2-5
Walker May DL	2-1-3	-	-	-	-	1-8	-	-	-	-	1-4	-	1-9	-
T.J. Greenstone DL	2-0-2	-	-	-	-	-	DNP	DNP	DNP	DNP	1-8	1-15	-	-
Sean Richardson DB	2-0-2	-	-	-	-	-	1-7	-	-	1-9	-	-	-	-
Chase Garnham LB	2-0-2	-	1-11	-	-	-	-	-	DNP	DNP	DNP	-	-	1-8
A. Barnes LB	2-0-2	-	-	-	-	-	-	1-4	-	-	1-8	-	-	-
Johnell Thomas DL	1-1-2	1-2	1-2	-	-	-	-	-	-	-	-	-	-	-
Steven Clarke DB	0-1-1	-	1-2	-	-	-	-	-	-	-	-	-	-	-
Colt Nichter DL	0-1-1	-	-	-	-	-	-	1-3	-	-	-	-	-	-

OFFENSIVE STARTERS	WR	WR	WR/TE/FB	TE	QB	RB	LT	LG	C	RG	RT
Elon	Umoh	Matthews	Barden (TE)	Monahan	Smith	Stacy	Seymour	Burrow	Johnson	Brown	Fischer
UConn	Boyd	Krause	Lassing (FB)	Barden	Smith	Stacy	Seymour	White	Johnson	Brown	Fischer
Ole Miss	Matthews	Tate	Krause (WR)	Johnston	Smith	Stacy	Seymour	White	Johnson	Brown	Fischer
at So. Carolina	Matthews	Umoh	Lassing (FB)	Monahan	Smith	Stacy	Seymour	White	Johnson	Brown	Fischer
at Alabama	Matthews	Krause	Lassing (FB)	Barden	Smith	Stacy	Johnson	Seymour	Stewart	Brown	Fischer
Georgia	Matthews	Tate	Krause (WR)	Barden	Smith	Stacy	Johnson	Seymour	Stewart	Brown	Fischer
Army	Matthews	Boyd	Monahan (TE)	Barden	Rodgers	Stacy	Bridges	Seymour	Johnson	Brown	Fischer
Arkansas	Boyd	Krause	Lassing (FB)	Monahan	Rodgers	Stacy	Johnson	Seymour	Stewart	Brown	Fischer
at Florida	Boyd	Matthews	Lassing (FB)	Barden	Rodgers	Stacy	Johnson	Seymour	Stewart	Jelesky	Fischer
Kentucky	Boyd	Umoh	Tate (WR)	Barden	Rodgers	Stacy	Bridges	Johnson	Stewart	Jelesky	Fischer
at Tennessee	Boyd	Matthews	Monahan (TE)	Barden	Rodgers	Stacy	Johnson	Bridges	Stewart	Jelesky	Fischer
at Wake Forest	Boyd	Matthews	Monahan (TE)	Barden	Rodgers	Stacy	Bridges	Seymour	Johnson	Jelesky	Fischer
Cincinnati	Boyd	Matthews	Tate	Barden	Rodgers	Stacy	Bridges	Seymour	Johnson	Jelesky	Fischer

DEFENSIVE STARTERS	DE	DT	DT	DE	OLB	MLB	OLB	CB	SS	FS	CB
Elon	Fugger	Lohr	Nichter	Thomas	Garnham	Marve	Strong	Hayward	Richardson	Marshall	Wilson
UConn	Fugger	Lohr	Nichter	Thomas	Garnham	Marve	Strong	Hayward	Richardson	Marshall	Wilson
Ole Miss	Fugger	Lohr	Nichter	Thomas	Garnham	Marve	Strong	Hayward	Richardson	Ladler	Wilson
at So. Carolina	Fugger	Lohr	Nichter	May	Garnham	Marve	Strong	Hayward	Richardson	Marshall	Wilson
at Alabama	Fugger	Lohr	Nichter	Thomas	Garnham	Marve	Barnes	Hayward	Richardson	Ladler	Wilson
Georgia	Fugger	Lohr	Nichter	Thomas	Garnham	Marve	Barnes	Hayward	Richardson	Ladler	Wilson
Army	Fugger	Lohr	Nichter	May	Garnham	Marve	Barnes	Hayward	Richardson	Marshall	Wilson
Arkansas	Fugger	Lohr	Nichter	May	Owens	Marve	Barnes	Hayward	Richardson	Marshall	Wilson
at Florida	Fugger	Lohr	Nichter	May	Owens	Marve	Barnes	Hayward	Richardson	Ladler	Wilson
Kentucky	Fugger	Lohr	Greenstone	May	Owens	Marve	Barnes	Hayward	Richardson	Marshall	Wilson
at Tennessee	Fugger	Lohr	Greenstone	May	Owens	Marve	Barnes	Hayward	Richardson	Ladler	Wilson
at Wake Forest	Fugger	Lohr	Greenstone	May	Garnham	Marve	Barnes	Hayward	Richardson	Marshall	Wilson
Cincinnati	Fugger	Lohr	Greenstone	May	Samuels	Marve	Barnes	Hayward	Richardson	Marshall	Wilson





2011 STAT COMPARISONS



Defensive back
Casey Hayward
led the Commodores
with five
interceptions
during the regular
season and has 13
picks in his career,
second-most in
school history



GAME-BY-GAME TEAM COMPARISONS (NOTE: GAME TOTALS ARE DISPLAYED IN THE FORMAT TEAM/OPPONENT FOR EACH CATEGORY)

	SCORE	1ST DOWNS	RUSHING	PASSING	RUSH Yds	PASS Yds	PLAYS-TOTAL Yds	RET. Yds	TURNOVERS
Elon	45-14	16/17	7/4	8/11	132/83	177/240	55-309/68-323	137/117	0/3
UConn	24-21	10/14	5/7	5/5	118/89	141/104	59-259/65-193	192/186	3/4
Ole Miss	30-7	19/13	13/7	4/6	281/85	106/149	71-387/62-234	155/91	3/5
at So. Carolina	3-21	5/17	3/7	1/8	4/131	73/236	48-77/72-367	148/110	3/4
at Alabama	0-34	8/24	0/9	8/14	47/153	149/266	43-190/76-419	116/44	2/0
Georgia	28-33	19/22	12/6	4/15	200/117	149/326	67-349/72-443	248/95	4/1
Army	44-21	25/15	18/11	5/1	344/270	186/18	81-530/57-288	108/185	2/3
Arkansas	28-31	19/22	9/5	10/16	222/72	240/316	70-462/69-388	154/237	3/2
at Florida	21-26	18/27	6/11	12/12	80/197	297/213	61-377/71-410	79/54	0/1
Kentucky	38-8	28/9	15/4	9/5	203/32	207/179	79-410/53-211	46/143	1/1
at Tennessee	21-27	17/17	8/6	8/10	90/101	193/189	68-283/63-290	191/164	4/2
at Wake Forest	41-7	24/17	19/11	3/6	297/146	184/183	71-481/70-329	58/140	0/1
Cincinnati	24-31	14/20	6/13	5/4	36-127/44-221	12-34-2/12-29-2	70-295/73-301	135/136	3/2
Totals	347-281	223/234	121/101	20/20	497-2138/473-1697	179-346-18/216-398-19	843-4408/871-4196	1762/1702	28/29

GAME-BY-GAME TEAM COMPARISONS (NOTE: GAME TOTALS ARE DISPLAYED IN THE FORMAT TEAM/OPPONENT FOR EACH CATEGORY)

	3RD DOWN	4TH DOWN	TIME POSS	MARGIN	Yds/RUSH	Yds/PASS	Yds/PLAY	PUNTING	PENALTY Yds
Elon	4-13/5-16	3-3/1-1	24:30/35:30	-11:00	5.5/2.2	5.7/7.7	5.6/4.8	5-42.8/6-33.8	4-30/7-34
UConn	2-16/3-15	0-0/0/1	28:24/31:36	-3:12	3.7/2.5	5.2/3.6	4.4/3.0	8-40.6/7-40.9	11-81/5-40
Ole Miss	4-12/4-14	0-2/1-2	31:46/28:14	3:32	5.7/2.7	4.8/5.0	5.5/3.8	4-51.8/6-44.5	7-40/6-51
at So. Carolina	1-14/10-19	1-1/0-2	25:52/34:08	-8:16	0.2/3.3	3.2/7.4	1.6/5.1	9-41.3/3-46.3	7-79/9-67
at Alabama	1-10/12-17	0-0/0-2	23:46/36:14	-12:28	2.2/3.6	6.2/8.1	4.4/5.5	5-41.2/3-39.3	6-46/2-15
Georgia	4-12/8-18	2-2/0-0	28:58/31:02	-2:04	5.6/3.4	4.8/8.6	5.2/6.2	5-26.4/3-30.7	7-51/11-89
Army	8-14/4-12	0-1/1-2	34:15/25:45	8:30	6.4/5.3	6.9/3.0	6.5/5.1	3-40.3/5-42.0	7-70/4-36
Arkansas	6-15/5-15	2-2/2-2	31:34/28:26	3:08	5.3/2.8	8.6/7.3	6.6/5.6	5-44.6/5-41.2	3-35/7-59
at Florida	5-12/6-13	2-2/0-0	28:33/31:27	-2:54	2.4/4.3	10.6/8.5	6.2/5.8	5-42.4/2-37.0	12-106/3-17
Kentucky	10-18/0-12	2-3/3-6	38:54/21:06	17:48	3.6/1.5	9.0/5.8	5.2/4.0	3-41.0/6-37.0	3-25/10-105
at Tennessee	6-16/4-12	2-2/1-1	30:50/29:10	1:40	2.5/3.4	6.0/5.7	4.2/4.6	4-44.5/6-37.7	7-46/5-60
at Wake Forest	6-13/6-16	0-0/0-3	31:54/28:01	3:53	5.4/4.6	11.5/4.8	6.8/4.7	4-46.5/7-43.3	1-5/4-37
Cincinnati	6-19/4-15	1-2/0-0	29:14/30:37	-1:23	3.5/5.0	4.9/2.8	4.2/4.1	8-42.2/7-42.9	6-39/5-55
Totals	63-184/71-194	15-20/9-22	388:30/391:16	-2:46	4.3/3.6	6.6/6.3	5.2/4.8	68-41.7/66-40.1	653/671



2011 STATISTICAL COMPARISONS



THIRD DOWN CONVERSIONS

	SCORE	OVERALL	1ST QTR	2ND QTR	3RD QTR	4TH QTR
Elon	W, 45-14	4-13 (30.8%)	1-3 (33.3%)	0-2 (0.0%)	0-4 (0.0%)	3-4 (75.0%)
UConn	W, 24-21	2-16 (12.5%)	1-2 (50.0%)	1-6 (16.7%)	0-4 (0.0%)	0-4 (0.0%)
Ole Miss	W, 30-7	4-12 (33.3%)	1-4 (25.0%)	2-3 (66.7%)	1-2 (50.0%)	0-3 (0.0%)
at South Carolina	L, 3-21	1-14 (7.1%)	0-3 (0.0%)	0-5 (0.0%)	0-2 (0.0%)	1-4 (25.0%)
at Alabama	L, 0-34	1-10 (10.0%)	1-3 (33.3%)	0-2 (0.0%)	0-2 (0.0%)	0-3 (0.0%)
Georgia	L, 28-33	4-12 (33.3%)	1-3 (33.3%)	0-4 (0.0%)	3-3 (100.0%)	0-2 (0.0%)
Army	W, 44-21	8-14 (57.1%)	3-5 (60.0%)	0-2 (0.0%)	1-2 (50.0%)	4-5 (80.0%)
Arkansas	L, 28-31	6-15 (40.0%)	1-2 (50.0%)	2-4 (50.0%)	1-3 (33.3%)	2-6 (33.3%)
at Florida	L, 21-26	5-12 (41.7%)	1-4 (25.0%)	1-2 (50.0%)	1-2 (50.0%)	2-4 (50.0%)
Kentucky	W, 38-8	10-18 (55.6%)	1-4 (25.0%)	5-6 (83.3%)	1-3 (33.3%)	3-5 (60.0%)
at Tennessee	L, 21-27	6-16 (37.5%)	3-5 (60.0%)	1-4 (25.0%)	0-2 (0.0%)	2-4 (50.0%)
at Wake Forest	W, 41-7	6-13 (46.2%)	2-5 (40.0%)	4-4 (100.0%)	0-2 (0.0%)	0-2 (0.0%)
vs Cincinnati	L, 24-31	6-19 (31.6%)	1-4 (25.0%)	1-6 (16.7%)	2-4 (50.0%)	2-5 (40.0%)
VU Totals		63-184 (34.2%)	17-47 (36.2%)	17-50 (34.0%)	10-35 (28.6%)	19-51(37.3%)
Opponents		71-194 (36.6%)	15-41 (36.6%)	20-52 (38.5%)	20-51 (39.2%)	16-50 (32.0%)

FOURTH DOWN CONVERSIONS

	SCORE	OVERALL	1ST QTR	2ND QTR	3RD QTR	4TH QTR
Elon	W, 45-14	3-3 (100.0%)	1-1 (100.0%)	1-1 (100.0%)	1-1 (100.0%)	0-0 (0.0%)
UConn	W, 24-21	0-0 (0.0%)	0-0 (0.0%)	0-0 (0.0%)	0-0 (0.0%)	0-0 (0.0%)
Ole Miss	W, 30-7	0-2 (0.0%)	0-1 (0.0%)	0-0 (0.0%)	0-0 (0.0%)	0-1 (0.0%)
at South Carolina	L, 3-21	1-1 (100.0%)	0-0 (0.0%)	1-1 (100.0%)	0-0 (0.0%)	0-0 (0.0%)
at Alabama	L, 0-34	0-0 (0.0%)	0-0 (0.0%)	0-0 (0.0%)	0-0 (0.0%)	0-0 (0.0%)
Georgia	L, 28-33	2-2 (100.0%)	0-0 (0.0%)	1-1 (100.0%)	0-0 (0.0%)	1-1 (100.0%)
Army	W, 44-21	0-1 (0.0%)	0-0 (0.0%)	0-0 (0.0%)	0-0 (0.0%)	0-1 (0.0%)
Arkansas	L, 28-31	2-2 (100.0%)	1-1 (100.0%)	1-1 (100.0%)	0-0 (0.0%)	0-0 (0.0%)
at Florida	L, 21-26	2-2 (100.0%)	1-1 (100.0%)	0-0 (0.0%)	0-0 (0.0%)	1-1 (100.0%)
Kentucky	W, 38-8	2-3 (66.7%)	1-1 (100.0%)	0-0 (0.0%)	0-0 (0.0%)	1-2 (50.0%)
at Tennessee	L, 21-27	2-2 (100.0%)	1-1 (100.0%)	0-0 (0.0%)	0-0 (0.0%)	1-1 (100.0%)
at Wake Forest	W, 41-7	0-0 (0.0%)	0-0 (0.0%)	0-0 (0.0%)	0-0 (0.0%)	0-0 (0.0%)
vs Cincinnati	L, 24-31	1-2 (50.0%)	0-0 (0.0%)	1-2 (50.0%)	0-0 (0.0%)	0-0 (0.0%)
Vanderbilt		15-20 (75.0%)	5-6 (83.3%)	5-6 (83.3%)	1-1 (100.0%)	4-7 (57.1%)
Opponents		9-22 (40.9%)	2-4 (50.0%)	1-1 (100.0%)	3-4 (75.0%)	3-13 (23.1%)

TIME OF POSSESSION

	SCORE	OVERALL	1ST QTR	2ND QTR	3RD QTR	4TH QTR
Elon	W, 45-14	24:30	6:05	4:40	7:31	6:14
UConn	W, 24-21	28:24	3:24	8:31	6:28	10:01
Ole Miss	W, 30-7	31:46	7:21	7:34	9:12	7:39
at South Carolina	L, 3-21	25:52	5:19	9:20	4:55	6:18
at Alabama	L, 0-34	23:46	7:35	5:55	4:19	5:57
Georgia	L, 28-33	28:58	7:27	7:10	6:40	7:41\
Army	W, 44-21	34:15	8:39	8:35	6:23	10:38
Arkansas	L, 28-31	31:34	7:13	8:52	5:53	9:36
at Florida	L, 21-26	28:33	7:40	5:10	7:48	7:55
Kentucky	W, 38-8	38:54	9:42	10:46	6:33	11:53
at Tennessee	L, 21-27	30:50	11:03	9:01	5:57	4:49
at Wake Forest	W, 41-7	31:54	9:51	7:12	8:10	6:41
Cincinnati	L, 24-31	29:14	8:39	9:23	5:29	5:43
VU Total		388:30	99:58	102:09	85:18	101:05
Avg.		29:53	7:41	7:51	6:33	7:46
Opponents Total		391:16	95:02	92:51	109:33	93:50
Avg.		30:05	7:18	7:08	8:25	7:13
Opponents		360:39	88:41	87:14	100:11	84:33
Avg.		30:03	7:23	7:16	8:20	7:02





2011 STATISTICAL COMPARISONS



VANDERBILT—INSIDE OPPONENT 20-YARD LINE

OPPONENT	SCORE	Inside		TOTAL PTS	RUSH TDs	PASS TDs	FG ATT.	FG MADE	FG-M	----- FAILED INSIDE 20 -----				GM
		20	SCORED							DOWNs	INT	FUMB	HALF	
Elon	W, 45-14	4	4	24	3	1	2	1	0	0	0	0	0	0
UConn	W, 24-21	1	1	3	0	0	0	1	0	0	0	0	0	0
Ole Miss	W, 30-7	3	2	14	2	2	0	0	0	0	1	0	0	0
at South Carolina	L, 3-21	1	1	3	0	0	0	1	0	0	0	0	0	0
at Alabama	L, 0-34	0	0	0	0	0	0	0	0	0	0	0	0	0
Georgia	L, 28-33	3	2	14	2	2	0	0	0	0	1	0	0	0
Army	W, 44-21	5	5	31	4	4	0	1	0	0	0	0	0	0
Arkansas	L, 28-31	4	2	14	2	2	0	0	1	0	0	1	0	0
at Florida	L, 21-26	3	2	14	2	1	1	0	1	0	0	0	0	0
Kentucky	W, 38-8	8	5	31	4	3	1	1	0	1	1	0	1	0
at Tennessee	L, 21-27	4	2	14	2	1	1	0	1	0	1	0	0	0
at Wake Forest	W, 41-7	4	4	20	2	2	0	2	0	0	0	0	0	0
Cincinnati	L, 24-31	3	3	17	2	2	0	1	0	0	0	0	0	0
VU Totals		43	33	199	25	20	5	8	3	1	4	1	1	0

VU Season Totals: 33 of 43 (76.7%)

OPPONENTS—INSIDE VANDERBILT 20-YARD LINE

OPPONENT	SCORE	Inside		TOTAL PTS	RUSH TDs	PASS TDs	FG ATT.	FG MADE	FGA	----- FAILED INSIDE 20 -----				GM
		20	SCORED							DOWNs	INT	FUMB	HALF	
Elon	W, 45-14	2	1	7	1	1	0	0	1	0	0	0	0	0
UConn	W, 24-21	2	2	6	0	0	0	2	0	0	0	0	0	0
Ole Miss	W, 30-7	1	0	0	0	0	0	0	0	0	1	0	0	0
at South Carolina	L, 3-21	1	0	0	0	0	0	0	0	0	1	0	0	0
at Alabama	L, 0-34	5	4	28	4	1	3	0	0	1	0	0	0	0
Georgia	L, 28-33	3	3	13	1	0	1	2	0	0	0	0	0	0
Army	W, 44-21	2	2	14	2	2	0	0	0	0	0	0	0	0
Arkansas	L, 28-31	3	3	17	2	1	1	1	0	0	0	0	0	0
at Florida	L, 21-26	2	2	14	2	2	0	0	0	0	0	0	0	0
Kentucky	W, 38-8	0	0	0	0	0	0	0	0	0	0	0	0	0
at Tennessee	L, 21-27	4	3	21	3	1	2	0	0	0	1	0	0	0
at Wake Forest	W, 41-7	1	1	7	1	0	1	0	0	0	0	0	0	0
Cincinnati	L, 24-31	3	2	14	2	1	1	0	1	0	0	0	0	0
Opponent Totals		29	23	141	18	9	9	5	2	1	3	0	0	0

Opponent Season Totals: 23 of 29 (79.3%)



THE LAST TIME VANDERBILT...



VANDERBILT INDIVIDUALS

THE LAST TIME...

PLAYER, DATE

... Player scored 3 TDsZac Stacy, at Wake Forest (3, 11/26/2011)
 ... Player scored 4 TDs or moreEarl Bennett, vs. Kentucky (5, 11/12/2005)
 ... QB passes for 3 TDsChris Nickson, vs. Kentucky (3, 11/15/2008)
 ... QB passes for 4 & more TDs Jay Cutler, vs. Kentucky (5, 11/12/2005)
 ... QB passed for 200+ yardsJordan Rodgers, vs. Kentucky (207, 11/12/2011)
 ... QB passed for 300+ yards.....Chris Nickson, at Kentucky (446, 11/11/2006)
 ... QB passed for 400+ yards.....Chris Nickson, at Kentucky (446, 11/11/2006)
 ... 70-yard (+) receptionRodgers-Barden, at Wake Forest (73, 11/26/2011)
 ... Rushed for 100+ yards Zac Stacy, at Wake Forest (184, 11/26/2011)
 ... Rushed for 200+ yards Frank Mordica, vs. Air Force (321, 11/18/1978)
 ... Rushed for 300+ yards Frank Mordica, vs. Air Force (321, 11/18/1978)
 ... 70-yard (+) rush Zac Stacy, vs. Ole Miss (77, 9/17/2011)
 ... Rushed for 3 (+) TDsZac Stacy, at Wake Forest (3, 11/26/2011)
 ... Receiver had 100+ yards ... Jordan Matthews, vs. Kentucky (131, 11/12/2011)
 ... Receiver had 200+ yards..... Earl Bennett, vs. Richmond (223, 9/1/2007)
 ... Had three (+) TD receptions.....Earl Bennett, vs. Richmond, (3, 9/1/2007)
 ... Returned kickoff for TDAndre Hal, vs. Georgia (96, 10/15/2011)
 ... Returned punt for TDJimmy Williams, vs. No. Illinois (65, 9/11/1999)
 ... Returned INT for TDArchibald Barnes, at Tennessee (100, 11/19/2011)
 ... Fumble return for TD .Sean Richardson, vs. Boston College (0, 12/31/2008)
 ... Kicked three or more FGsRyan Fowler, at Tennessee (3, 11/21/2009)
 ... Kicked 50-yard (+) FG Bryant Hahnfeldt, vs. Temple (51, 9/30/2006)
 ... Had 70-yard (+) punt.....Abtin Iranmanesh, vs. Georgia (80, 10/18/2003)
 ... Blocked opponent puntUdom Umoh, vs. Georgia (10/15/2011)
 ... Returned blocked punt for TDJavon Marshall, vs. Florida (4, 11/6/2010)
 ... Blocked opponent FG Walker May, vs. South Carolina (10/23/2010)
 ... Blocked a PAT attempt vs. Tennessee (11/17/2007)
 ... Scored on safety Team, vs. Ole Miss (9/17/2011)



Linebacker Chase Garnham

VANDERBILT TEAM

THE LAST TIME...

OPPONENT, DATE

... Achieved 30 (+) first downs..... vs. Western Carolina (33, 9/5/2009)
 ... Topped 500+ Yards in Total Offense vs. Army (530, 10/22/2011)
 ... 400 or more passing yards.....vs. Kentucky (446, 11/11/2006)
 ... 300 or more passing yards..... vs. Eastern Michigan (353, 10/9/2010)
 ... Rushed for 200+ yardsat Wake Forest (297, 11/26/2011)
 ... Rushed for 300+ yards vs. Army (344, 10/22/2011)
 ... Rushed for 400+ yards vs. Western Carolina (433, 9/5/2009)
 ... Scored 40 points or more.....at Wake Forest (41, 11/26/2011)
 ... Held foe under 100 total yards..... vs. Chattanooga (93, 9/6/2003)
 ... Held foe between 100-200 total yards..... vs. UConn (193, 9/10/2011)
 ... Held foe under 100 rushing yards.....vs. Kentucky (32, 11/12/2011)
 ... Held foe under 100 passing yards..... vs. Army (18, 10/22/2011)
 ... Held foe scorelessvs. Western Carolina (45-0, 9/5/2009)



Safety Javon Marshall



Tight end Austin Monahan





THE LAST TIME VANDY OPPONENTS...

OPPONENT INDIVIDUALS

THE LAST TIME A VU OPPONENT... PLAYER (TEAM) DATE

... Player scored three TDs	Jonathan Dwyer, Ga. Tech (3, 10/31/2009)
... Player scored four TDs or more	Justin Boyles, Duke (4, 10/28/2006)
... QB passes for three TDs	Ryan Mallett, Arkansas (3, 10/30/2010)
... QB passes for four TDs	Andre Woodson, Kentucky (4, 11/11/2006)
... QB passed for 200+ yards	A.J. McCarron, Alabama (237, 10/8/2011)
... QB passed for 300+ yards	Tyler Wilson, Arkansas (316, 10/29/2011)
... QB passed for 400+ yards	Ryan Mallett, Arkansas (409, 10/30/2010)
... 70-yard (+) reception	A. Murray-M. Brown, Georgia (75, 10/15/2011)
... Rushed for 100+ yards	J. Demps, Florida (161, 11/5/2011)
... Rushed for 200+ yards	Arian Foster, Tennessee (223, 11/19/2005)
... Rushed for 3 (+) TDs	Jonathan Dwyer, Georgia Tech (3, 10/31/2009)
... 70-yard (+) rush	Derrick Locke, Kentucky (83, 11/13/2010)
... Receiver had 100+ yards	Da'Rick Rogers, Tennessee (116, 11/19/2011)
... Receiver had 200+ yards	Craig Yeast, Kentucky (269, 11/13/1998)
... Had three (+) TD receptions	Sidney Rice, South Carolina (3, 10/22/2005)
... Returned VU kickoff for TD	Mike Wallace, Ole Miss (98, 9/20/2008)
... Returned VU punt for TD	Mike Espy, Ole Miss (51, 9/17/2005)
... Returned VU INT for TD	Eric Gordon, Tennessee (90, 11/19/2010)
... Returned VU fumble for TD	Jerry Franklin, Arkansas (94, 10/29/2011)
... Kicked three or more FGs	Blair Walsh, Georgia (3, 10/22/2011)
... Kicked 50-yard (+) FG	Caleb Sturgis, Florida (55, 11/5/2011)
... Blocked VU punt	Byron Jones, UConn (9/10/2011)
... Returned blocked punt for a TD	Byron Jones, UConn (9/10/2011)
... Blocked VU FG	S. Floyd, Florida (11/5/2011)
... Scored on VU safety	Team, Arkansas (10/30/2010)



OPPONENT TEAM

THE LAST TIME A VU OPPONENT... TEAM, DATE

... Achieved 30 (+) first downs in game	Ole Miss, (32, 12/1/2001)
... Topped 500 Yards in Total Offense	Kentucky (580, 11/13/2010)
... Rushed for more than 200 yards	Kentucky (341, 11/13/2010)
... Rushed for more than 300 yards	Kentucky (341, 11/13/2010)
... Rushed for more than 400 yards	Georgia Tech (404, 10/31/2009)
... 300 or more passing yards	Arkansas (316, 10/29/2011)
... Scored 40 points or more	Arkansas (49, 10/30/2010)
... Held Vanderbilt under 50 rushing yards	Alabama (41, 10/8/2011)
... Held Vanderbilt to 51-100 rushing yards	Tennessee (90, 11/19/2011)
... Held Vanderbilt under 100 passing yards	South Carolina (73, 9/24/2011)
... Held Vanderbilt under 200 total yards	Alabama (149, 10/8/2011)
... Held Vanderbilt scoreless	Alabama (10/8/2011)

VANDERBILT SCORING DRIVES

OPPONENT	PLAYS	YARDS	TIME	CULMINATING PLAY	OPPONENT	PLAYS	YARDS	TIME	CULMINATING PLAY
ELON	9	67	4:21	Fitz Lassing 15-yd pass from Larry Smith	ARK	10	88	5:10	Jordan Rodgers 3-yd run
ELON	6	76	2:40	Larry Smith 16-yd run	ARK	4	76	1:20	Zac Stacy 62-yd run
ELON	12	39	4:28	Carey Spear 33-yd field goal	UF	9	78	4:28	Jordan Matthews 26-yd pass from J. Rodgers
ELON	5	37	1:19	Chris Boyd 11-yd pass from Larry Smith	UF	14	66	5:04	Jordan Rodgers 8-yd run
ELON	1	23	0:12	Wesley Tate 23-yd run	UF	5	80	0:57	Chris Boyd 10-yd pass from Jordan Rodgers
ELON	4	46	0:42	Chris Boyd 30-yd pass from Jordan Rodgers	UK	1	3	0:05	Zac Stacy 3-yd run
UConn	1	42	0:09	Chris Boyd 42-yd pass from Larry Smith	UK	11	86	5:43	Chris Boyd 14-yd pass from J. Rodgers
UConn	6	80	1:39	Jerron Seymour 40-yd run	UK	8	59	2:21	Zac Stacy 8-yd run
UConn	6	45	2:44	Carey Spear 31 yd field goal	UK	8	39	2:13	Ryan Fowler 32-yd field goal
MISS	8	68	3:56	Larry Smith 19-yd run	UK	5	93	2:33	Jordan Matthews 49-yd pass from J. Rodgers
MISS	8	57	2:37	Jerron Seymour 9-yd run	UK	10	52	6:26	Zac Stacy 18-yd run
MISS	4	93	1:49	Zac Stacy 77-yd run	UT	1	3	0:03	Zac Stacy 6-yd run
SC	4	6	1:26	Carey Spear 33-yd field goal	UT	7	35	3:11	Chris Boyd 20-yd pass from J. Rodgers
UGA	6	75	3:08	Jordan Matthews 43-yd pass from Zac Stacy	WF	10	23	5:23	Ryan Fowler 33-yd field goal
UGA	13	75	6:25	Jerron Seymour 1-yd run	WF	12	59	4:28	Ryan Fowler 30-yd field goal
UGA	9	84	4:42	Zac Stacy 19-yd run	WF	14	76	5:43	Zac Stacy 1-yd run
ARMY	8	46	4:12	Zac Stacy 1-yd run	WF	1	73	0:14	Brandon Barden 73-yd pass from J. Rodgers
ARMY	1	43	0:07	Chris Boyd 43-yd pass from Jordan Rodgers	WF	7	81	1:01	Zac Stacy 20-yd run
ARMY	9	83	4:22	Jordan Rodgers 12-yd run	WF	3	61	0:50	Jordan Matthews 45-yd pass from L. Smith
ARMY	10	66	1:33	Carey Spear 37-yd field goal	WF	4	49	2:31	Zac Stacy 40-yd run
ARMY	7	74	2:49	Jerron Seymour 5-yd run	UC	3	22	1:12	Zac Stacy 7-yd run
ARMY	2	8	0:15	Zac Stacy 8-yd run	UC	8	52	2:24	Jerron Seymour 5-yd run
ARMY	9	84	5:14	Zac Stacy 55-yd run	UC	2	76	0:30	Chris Boyd 68-yd pass from L. Smith
ARK	8	68	3:11	Jordan Matthews 21-yd pass from J. Rodgers	UC	10	55	1:22	Ryan Fowler 35-yd field goal
ARK	13	81	5:59	Jordan Rodgers 19-yd run					



James Franklin Era Opens With Convincing Victory Over Elon

NASHVILLE – Larry Smith threw for two touchdowns and ran for another score, and Vanderbilt beat Elon 45-14 in coach James Franklin's debut with the Commodores.

Franklin showed his willingness to gamble with the team considered the worst in the Southeastern Conference, going for it on fourth down three times to keep drives alive scoring 17 points. Smith

GAME 1
SEPT. 3, 2011
NASHVILLE

converted the second on fourth-and-3, running 16 yards for a TD.

The win snapped a seven-game skid for the Commodores who scored more points than they did in all but two games last season. When Trey Wilson picked off a pass and ran it 21 yards for a TD after Smith's second score, Vandy had almost as many points in 14 seconds as the Commodores averaged (16.9) per game in 2010.


Elon outgained the Commodores 323-309 in total offense and held the ball for more than 35 minutes. But Vanderbilt forced three turnovers and turned each of them into touchdowns.

PLAY OF THE GAME

An offensive explosion in the fourth quarter put the game out of reach for the Commodores. Two touchdown passes from Larry Smith to Chris Boyd and a 23-yard run from Wesley Tate put the points on the board. For Boyd it was the first two receptions of his career.

KEY STATISTIC

Turnovers: Vanderbilt won the turnover battle 3-0, picking off a pair of passes and recovering a fumble. The Commodores also scored on all four trips to the red zone.



QUOTABLE

"Obviously, first win, it was kind of special to me. For people that were watching the game closely, the game was a lot closer than the score would indicate. I thought, overall, we played well and did some good things. This was step number one."

Head Coach
James Franklin

NOTEWORTHY

Coach Franklin became the first Vanderbilt head coach to win his debut since Woody Widenhofer in 1997 and the first coach since Bobby Johnson in 2002 to win his debut at home. With the win Franklin became the 13th VU coach to win his first game at the helm.



SCORING SUMMARY

TEAM	1	2	3	4	FINAL	RECORD
ELON	0	7	7	0	14	0-1
VANDERBILT	7	14	3	21	45	1-0

FIRST QUARTER: VANDY: Fitz Lassing 15-yd. pass from Larry Smith (Carey Spear kick) 4:21.

SECOND QUARTER: ELON: Dontay Taylor 1-yd. run (Adam Schreiner kick) 6:38. VANDY: Larry Smith 16-yd. run (Carey Spear kick) 2:40. VANDY: Trey Wilson 21-yd. INT return (Spear kick).

THIRD QUARTER: ELON: Aaron Mellette 32-yd. pass from Thomas Wilson (Shreiner kick) 1:09. VANDY: Spear 33-yd. field goal 4:28.

FOURTH QUARTER: VANDY: Chris Boyd 11-yd. pass from Larry Smith (Spear kick) 1:19. VANDY: Wesley Tate 23-yd. run (Spear kick) :12. VANDY: Chris Boyd 30-yd. pass from Jordan Rodgers (Ryan Folwer kick) :42.

STATISTICS

	ELON	VANDERBILT
FIRST DOWNS	17	16
RUSHES-YARDS (NET)	37-83	24-132
PASSING YDS (NET)	240	177
PASSES ATT-COMP-INT	31-18-2	31-16-0
TOTAL OFFENSE PLAYS-YARDS	68-323	55-309
PUNT RETURNS-YARDS	1-(-3)	3-18
KICKOFF RETURNS-YARDS	7-120	3-76
INTERCEPTION RETURNS-YARDS	0-0	2-43
PUNTS (NUMBER-AVG)	6-33.8	5-42.8
FUMBLES-LOST	2-1	0-0
PENALTIES-YARDS	7-34	4-30
POSSESSION TIME	35:30	24:30
THIRD-DOWN CONVERSIONS	5 OF 16	4 OF 13
FOURTH-DOWN CONVERSIONS	1 OF 1	3 OF 3
RED-ZONE SCORES-CHANCES	1-2	4-4
SACKS BY: NUMBER-YARDS	1-9	2-6

RUSHING: Dontay Taylor 10-25; Thomas Wilson 8-23; Aaron Mellette 2-12; J. Inglesi, Jr. 5-9; A.J. Harris 10-6; Tyler Smith 1-5; Andre Davis 1-3. VANDERBILT – Zac Stacy 8-35; Larry Smith 4-34; Wesley Tate 1-23; Casey Hayward 1-23; Jerron Seymour 4-15; Jonathan Krause 1-6; Micah Powell 2-5; team 1-(-1); Jordan Rodgers 2-(-8).

PASSING: ELON – Thomas Wilson 17-27-2-233; Tyler Smith 1-4-0-7. VANDERBILT – Larry Smith 13-27-0-125; Jordan Rodgers 3-4-0-52.

RECEIVING: ELON – A. Mellette 11-180; A.J. Harris 3-23; D. McQueen 2-13; A. Davis 1-17; T. Berry 1-7. VANDERBILT – Jordan Matthews 3-58; Chris Boyd 2-41; Brandon Barden 2-25; Jerron Seymour 2-22; Jonathan Krause 2-7; Zac Stacy 2-(-1); Fitz Lassing 1-15, John Cole 1-9; Udom Umoh 1-1.



2011 GAME RECAP



SCORING SUMMARY

TEAM	1	2	3	4	FINAL	RECORD
UConn	3	0	10	8	21	1-1
Vanderbilt	14	0	0	10	24	2-0

FIRST QUARTER: UCONN: David Teggart 25-yd. field goal 7:14. VANDY: Chris Boyd 42-yd. pass from Larry Smith (Carey Spear kick) :09. VANDY: Jerron Seymour 40-yd. run (Carey Spear kick) 1:39.

THIRD QUARTER: UCONN: David Teggart 28-yd field goal 6-6 3:22 UCONN: Byron Jones 0-yd. blocked punt return (David Teggart kick)

FOURTH QUARTER: UCONN: Smallwood 64-yd. fumble recovery (Ryan Griffin pass). VANDY: Casey Hayward 50-yd. interception return (Carey Spear kick). VANDY: Carey Spear 31-yd. field goal 2:44.

STATISTICS

	UConn	Vanderbilt
FIRST DOWNS	14	10
RUSHES-YARDS (NET)	36-89	32-118
PASSING YDS (NET)	104	141
PASSES ATT-COMP-INT	29-11-3	27-13-2
TOTAL OFFENSE PLAYS-YARDS	65-193	59-259
FUMBLE RETURNS-YARDS	1-64	0-0
PUNT RETURNS-YARDS	3-15	4-31
KICKOFF RETURNS-YARDS	4-74	4-79
INTERCEPTION RETURNS-YARDS	2-33	3-82
PUNTS (NUMBER-AVG)	7-40.9	8-40.6
FUMBLES-LOST	3-1	1-1
PENALTIES-YARDS	5-40	11-81
POSSESSION TIME	31:36	28:24
THIRD-DOWN CONVERSIONS	3 OF 15	2 OF 16
FOURTH-DOWN CONVERSIONS	0 OF 1	0 OF 0
RED-ZONE SCORES-CHANCES	2-2	1-1
SACKS BY: NUMBER-YARDS	7-46	5-26

RUSHING: UCONN – McCombs, Lyle 27-118; McCummings, Sc. 5-(-5); McEntee, Johnny 4-(-24). VANDERBILT – Jerron Seymour 8-70; Zac Stacy 10-58; Jonathan Krause 3-29; Jordan Rodgers 1-(-4); Larry Smith 10-(-35).

PASSING: UCONN – McEntee, Johnny 10-27-3-99; Nebrich, Mike 1-2-0-5; McCummings, Sc. 0-0-0-0. VANDERBILT – Larry Smith 12-24-2-140; Jordan Rodgers 1-2-0-1; Zac Stacy 0-1-0-0.

RECEIVING: UCONN – Griffin, Ryan 4-47; Moore, Isiah 2-12; Davis, Jeremy 2-9; Jones, Tebucky 1-17; Moore, Kashif 1-14; McCombs, Lyle 1-5. VANDERBILT – John Cole 3-50; Chris Boyd 2-46; Jonathan Krause 2-12; Jerron Seymour 2-1; Fitz Lassing 1-14; Brandon Barden 1-10; Udom Umoh 1-6; Wesley Tate 1-2.

Commodores Rally Late to Down Connecticut Huskies

NASHVILLE – James Franklin is bringing a new mindset to the Vanderbilt Commodores, and he refuses to even let them think about letting a game slip away as this program has so many times in the past.

Carey Spear kicked a 31-yard field goal with 2:56 left, and the Commodores rallied from 21-14 down in the fourth quarter and beat the Connecticut Huskies 24-21 for their first winning streak since 2008.

GAME 2
SEPT. 10, 2011
NASHVILLE

The victory gives Franklin a 2-0 start, the first by a Vandy coach since Fred Pancoast in 1975.

Tim Fugger had two of Vanderbilt's five sacks, and the Commodores forced four turnovers, all by Johnny McEntee. Senior Casey Hayward picked off a McEntee pass at midfield, then weaved his way back across the field to finish off a 50-yard return. His first career interception return for a TD tied it at 21 apiece with 6:45 left.


Hayward didn't think McEntee would throw to his side of the field. When he did, Hayward took the ball and looked for the end zone.

PLAY OF THE GAME

Casey Hayward's 50-yard interception return for a touchdown in the fourth quarter tied the game and Carey Spear's 31-yard field goal with under three minutes proved to be the game-winner.

KEY STATISTIC

The comeback victory is the first over a BCS school since the 2008 Music City Bowl win over Boston College. Head Coach James Franklin is the first, first-year head coach to start 2-0 since Fred Pancoast in 1975.



QUOTABLE

"If you get a pick, Coach says not to go out of bounds, try to go and score. And that is what I tried to do."

Cornerback Casey Hayward on his interception return for a score

NOTEWORTHY

VU wore black helmets for the first time since 1990 during the Watson Brown era. For the first time since 2008 Vanderbilt starts the year 2-0.



Five Vanderbilt Interceptions Provides Win Over Ole Miss

NASHVILLE –Larry Smith ran for a touchdown, and Trey Wilson returned one of his two interceptions for a 52-yard TD as Vanderbilt scored 21 straight in the second quarter and beat Mississippi 30-7 in making James Franklin the first new Commodores coach to start 3-0 since World War II.

The win marks Vanderbilt's first 3-0 start since 2008 when the Commodores won their first bowl since 1955. The Commodores also beat Mississippi (1-2) in the Southeastern Conference opener for both teams for their fifth win in seven years in this series.

GAME 3
SEPT. 17, 2011
NASHVILLE

Vanderbilt picked off five Ole Miss passes, all off Zack Stoudt, and Wilson's interception return for a touchdown was the Commodores' third this season. It tied the most Vanderbilt interceptions in a game since duplicating the feat against Eastern Michigan four years ago.


The Commodores outgained Ole Miss 387-234 in total offense. Jerron Seymour's 9-yard TD run capped the second-quarter scoring for Vandy, and Zac Stacy also ran for 169 yards, including a 77-yard touchdown run.

PLAY OF THE GAME

Trey Wilson's 52-yard interception return for a score gave the Dores a 14-0 lead and Zac Stacy's career-long 77-yard TD run in the third quarter put the game away. Stacy ran for a then career-best 169 yards on the day.

KEY STATISTIC

Interceptions: The Commodores picked off five Ole Miss passes in the win, giving Vanderbilt eight picks in its last two games. The 'Dores top the SEC in turnover margin following the game.



QUOTABLE

"The offensive line did a great job opening up holes today and they did on that play in particular. Those guys do a great job getting better each week and preparing."

Running back Zac Stacy on his 77-yard TD run

NOTEWORTHY

For the third game in a row Vanderbilt recorded multiple interceptions and returned an interception for a touchdown. The offense ran for 281 yards on 49 attempts.



SCORING SUMMARY

TEAM	1	2	3	4	FINAL	RECORD
OLE MISS	0	0	0	7	7	1-2, 0-2
VANDERBILT	0	21	9	0	30	3-0, 1-0

SECOND QUARTER: VANDY: Larry Smith 19 yd. run (Carey Spear kick), 3:56.

VANDY: Trey Wilson 52-yd. INT return (C. Spear kick). VANDY: Jerron Seymour 9-yd. run (C. Spear kick), 2:37.

THIRD QUARTER: VANDY: TEAM safety. VANDY: Zac Stacy 77-yd. run (C. Spear kick), 1:49.

FOURTH QUARTER: UM: Donte Moncrief 47-yd. pass from Zack Stoudt (Bryson Rose kick), :37.

STATISTICS

	OLE MISS	VANDERBILT
FIRST DOWNS	13	19
RUSHES-YARDS (NET)	32-85	49-281
PASSING YDS (NET)	149	106
Passes Att-Comp-Int	30-15-5	22-14-1
TOTAL OFFENSE PLAYS-YARDS	62-234	71-387
Punt Returns-Yards	1-13	3-17
Kickoff Returns-Yards	4-78	2-45
Interception Returns-Yards	1-0	5-93
Punts (Number-Avg)	6-44.5	4-51.8
Fumbles-Lost	1-0	4-2
Penalties-Yards	6-51	7-40
Possession Time	28:14	31:46
Third-Down Conversions	4 of 14	4 of 12
Fourth-Down Conversions	1 of 2	0 of 2
Red-Zone Scores-Chances	0-1	2-3
Sacks By: Number-Yards	2-17	1-1

RUSHING: OLE MISS – Jeff Scott 15-43; Brandon Bolden 8-39; Randall Mackey 7-31; Philander Moore 1-2; team 1-(-30). VANDERBILT – Zac Stacy 11-169; Jerron Seymour 16-60; Micah Powell 9-22; Larry Smith 7-13; Jonathan Krause 3-12; Casey Hayward 1-5; Udom Umoh 1-1; team 1-(-1).

PASSING: OLE MISS – Zack Stoudt 13-26-5-139; Randall Mackey 2-4-0-10.

VANDERBILT – Larry Smith 13-20-0-103; Zac Stacy 0-1-1-0; Jordan Rodgers 1-1-0-3.

RECEIVING: OLE MISS – Jeff Scott 4-1; Ja-Mes Logan 3-48; Brandon Bolden 2-20; Ferbia Allen 2-19; Philander Moore 2-6; Donte Moncrief 1-47; Vincent Sanders 1-8. VANDERBILT – Wesley Tate 4-26; Chris Boyd 3-18; Zac Stacy 2-17; Jonathan Krause 2-6; Jerron Seymour 1-33; Fitz Lassing 1-7; Jordan Matthews 1-(-1).



SCORING SUMMARY

TEAM	1	2	3	4	FINAL	RECORD
VANDERBILT	3	0	0	0	3	3-1, 1-1
SOUTH CAROLINA	0	14	7	0	21	4-0, 2-0

FIRST QUARTER: VANDY: Carey Spear 33-yd. field goal, 1:26.

SECOND QUARTER: SC: Melvin Ingram 0-yd. fumble recovery (Jay Wooten kick).

SC: Lattimore 52-yd. pass from Stephen Garcia (Jay Wooten kick), :33.

THIRD QUARTER: SC: Lattimore 22-yd. run (Jay Wooten kick), 4:53.

STATISTICS

	VANDERBILT	S. CAROLINA
FIRST DOWNS	5	17
RUSHES-YARDS (NET)	25-4	40-131
PASSING YDS (NET)	73	236
Passes Att-Comp-Int	23-16-1	32-17-4
TOTAL OFFENSE PLAYS-YARDS	48-77	72-367
Fumble Returns-Yards	0-0	1-31
Punt Returns-Yards	2-12	5-27
Kickoff Returns-Yards	4-87	2-52
Interception Returns-Yards	4-49	1-0
Punts (Number-Avg)	9-41.3	3-46.3
Fumbles-Lost	3-2	6-0
Penalties-Yards	7-79	9-67
Possession Time	25:52	34:08
Third-Down Conversions	1 of 14	10 of 19
Fourth-Down Conversions	1 of 1	0 of 2
Red-Zone Scores-Chances	1-1	0-1
Sacks By: Number-Yards	0-0	6-42

RUSHING: VANDERBILT – Zac Stacy 7-18; Jerron Seymour 7-14; Jordan Rodgers 1-4; team 1-(-2); Larry Smith 9-(-30). SOUTH CAROLINA – M. Lattimore 20-77; Stephen Garcia 7-32; Brandon Wilds 3-22; Connor Shaw 2-14; Eric Baker 3-3; Dylan Thompson 1-1; team 2-(-6); Bruce Ellington 2-(-12).

PASSING: VANDERBILT – Larry Smith 12-16-1-44; Jordan Rodgers 4-7-0-29.

SOUTH CAROLINA – Stephen Garcia 16-30-4-228; Connor Shaw 1-2-0-8.

RECEIVING: VANDERBILT – Jonathan Krause 9-55; Wesley Tate 2-8; Zac Stacy 2-(-10); Jerron Seymour 1-7; Fitz Lassing 1-7; Jordan Matthews 1-6.

SOUTH CAROLINA – Ace Sanders 4-75; M. Lattimore 3-73; Alshon Jeffery 2-34; Rory Anderson 2-21; Brandon Wilds 2-7; Bruce Ellington 1-8; DeAngelo Smith 1-8; D.L. Moore 1-5; J. Cunningham 1-5.

Gamecock Defense Shuts Down 'Dores in First SEC Road Test

COLUMBIA, S.C. – For the first time in his seven years at South Carolina, Steve Spurrier team is 4-0. But like most of his Gamecocks teams, he can't get the offense where he wants it.

No. 12 South Carolina (4-0, 2-0 Southeastern Conference) beat Vanderbilt 21-3. But Stephen Garcia threw four interceptions, Marcus Lattimore was held under 100 yards rushing and all-SEC

receiver Alshon Jeffery caught just two passes for 34 yards.

GAME 4
SEPT. 24, 2011
COLUMBIA, S.C.

Spurrier had no problem admitting his defense bailed this one out. The Gamecocks held the Commodores (3-1, 1-1) to 77 yards and just five first downs. South Carolina recovered two fumbles, both forced by freshman defensive end Jadeveon Clowney, and sacked Vanderbilt's quarterbacks six times. It was the fewest yards allowed by a South Carolina team since holding Wake Forest to 66 yards in November 1987.


But great defensive games are just a small comfort to Spurrier, a Heisman Trophy winning quarterback at Florida who then revamped offenses in the SEC as a coach at his alma mater, winning a national title and six SEC crowns with his Fun-and-Gun attack.

PLAY OF THE GAME

Leading 7-3 just before halftime the Gamecocks engineered a scoring drive in the final minute before the intermission to take a 14-3 lead into the locker room thanks to a 52-yard TD pass from Stephen Garcia to Marcus Lattimore.

KEY STATISTIC

The Vanderbilt offense was held in check all night picking up just five first downs and amassing 77 yards of total offense. South Carolina registered six sacks in the game.



QUOTABLE

"Offensively, we got manhandled up front. Their athleticism up front was obvious. We struggled with that all night."

Head Coach
James Franklin

NOTEWORTHY

Vanderbilt recorded multiple interceptions for the fourth game in a row picking off four Garcia passes. After having five against Ole Miss, the 'Dores have an NCAA-best 14 picks through four games.

2011 GAME RECAP



Late First Half TD, Alabama Defense Sinks Dores on Road

TUSCALOOSA, Ala. — Vanderbilt played No. 2 Alabama just about even for the first 29 minutes or so.

Then the Commodores couldn't stop the Crimson Tide's long end-of-half touchdown drive, or do much else from there in a 34-0 defeat.

Vanderbilt (3-2, 1-2 Southeastern Conference) missed two field goals and allowed a last-minute touchdown in the first half after hovering within seven points.

GAME 5
OCT. 8, 2011
TUSCALOOSA, ALA.

Vandy has now lost two straight games against ranked opponents after a 3-0 start, managing just one field goal against South Carolina and the Tide (6-0, 3-0). Quarterback Larry Smith left this one in the first half with

a lower leg injury.

AJ McCarron passed for career-highs of 237 yards and four touchdowns for Alabama while Trent Richardson rushed for 107 yards and a touchdown in his fifth straight 100-yard effort.

Still, Alabama looked downright ordinary for most of the first half as it tried to follow up dominant performances against Arkansas and Florida in much-hyped games that turned into mismatches.



PLAY OF THE GAME

For the second week in a row the Vanderbilt defense yields a touchdown in the final minutes of the first half, this time Tide QB AJ McCarron hooks up with DeAndrew White for a five-yard TD pass with just 21 seconds to go in the half.

KEY STATISTIC

The Crimson Tide defense shows why it's one of the best in the nation holding the Commodores to 41 yards on the ground and 190 total yards on 43 plays.



QUOTABLE

"When we had opportunities to make big plays, we didn't come up with those plays. Against a good team like that, you have to take advantage of those opportunities."

Head Coach
James Franklin

NOTEWORTHY

VU held Alabama to 189 total yards in the first half and only 46 on the ground. Heisman candidate Trent Richardson was held to 32 yards on seven carries in the first half.

SCORING SUMMARY

TEAM	1	2	3	4	FINAL	RECORD
VANDERBILT	0	0	0	0	0	3-2, 1-2
ALABAMA	7	7	13	7	34	6-0, 3-0

FIRST QUARTER: ALA: Brad Smelley 6-yd. pass from AJ McCarron (Shelley kick), 4:22.

SECOND QUARTER: ALA: DeAndrew White 5-yd. pass from AJ McCarron (Shelley kick), 3:57.

THIRD QUARTER: ALA: T. Richardson 1-yd. run (Shelley kick), 6:31. ALA: D. White 39-yd. pass from AJ McCarron (Shelley kick failed), 4:10.

FOURTH QUARTER: ALA: Darius Hanks 17-yd. pass from AJ McCarron (Shelley kick), 1:07.

STATISTICS

	VANDERBILT	ALABAMA
FIRST DOWNS	8	24
RUSHES-YARDS (NET)	19-41	43-153
PASSING YDS (NET)	149	266
PASSES ATT-COMP-INT	24-15-2	33-26-0
TOTAL OFFENSE PLAYS-YARDS	43-190	76-419
PUNT RETURNS-YARDS	1-(-4)	3-2
KICKOFF RETURNS-YARDS	6-120	1-3
INTERCEPTION RETURNS-YARDS	0-0	2-39
PUNTS (NUMBER-AVG)	5-41.2	3-39.3
FUMBLES-LOST	1-0	2-0
PENALTIES-YARDS	6-46	2-15
POSSESSION TIME	23:46	36:14
THIRD-DOWN CONVERSIONS	1 OF 10	12 OF 17
FOURTH-DOWN CONVERSIONS	0 OF 0	0 OF 2
RED-ZONE SCORES-CHANCES	0-0	4-5
SACKS BY: NUMBER-YARDS	2-15	0-0

RUSHING: VANDERBILT — Jordan Rodgers 4-23; Jonathan Krause 2-6; Larry Smith 3-5; Micah Powell 1-5; Zac Stacy 4-4; Jerron Seymour 4-0; team 1-(-2). ALABAMA — T. Richardson 19-107; Jalston Fowler 13-58; Blake Sims 8-4; Marquis Maze 1-(-1); AJ McCarron 1-(-7); Phillip Sims 1-(-8).

PASSING: VANDERBILT — Jordan Rodgers 11-18-2-104; Larry Smith 4-6-0-45. ALABAMA — AJ McCarron 23-30-0-237; Phillip Sims 3-3-0-29.

RECEIVING: VANDERBILT — Wesley Tate 3-46; Jerron Seymour 3-45; Zac Stacy 3-(-4); Brandon Barden 2-34; Jonathan Krause 2-8; Fitz Lassing 1-11; Udom Umoh 1-9. ALABAMA — Marquis Maze 9-93; Darius Hanks 5-60; DeAndrew White 3-58; Brad Smelley 3-19; Blake Sims 2-18; T. Richardson 2-1; Brandon Gibson 1-12; H. Jones 1-5.





Georgia Escapes West End With Wild Win Over Commodores

NASHVILLE – The Georgia Bulldogs know how much a win means to be too choosy about notching any victory.

Aaron Murray threw for a career-high 326 yards and three touchdowns, and Blair Walsh kicked four field goals as the Georgia Bulldogs held off Vanderbilt 33-28 for their fifth straight victory.

GAME 6 OCT. 15, 2011 NASHVILLE

Georgia coach Mark Richt agrees, saying he was more thankful than anything else for a win that helped the Bulldogs (5-2, 4-1) keep pace in the East with South Carolina, a 14-12 winner over Mississippi State earlier.

After trailing 20-7 at halftime, the 'Dores roared back in the closing seconds to have a chance to win.

Vanderbilt (3-3, 1-3 Southeastern Conference) hadn't beaten Georgia in Nashville since 1991, and Udom Umoh blocked Drew Butler's punt with seven seconds left to give the Commodores one last chance at the Georgia 20 before a substitution infraction backed the Commodores up to the Georgia 25.

Jordan Rodgers overthrew Chris Boyd in the end zone, leaving a second for a final play. Rodgers was hit as he threw short to tight end Brandon Barden, who was tackled well short at the 16.

SCORING SUMMARY

TEAM	1	2	3	4	FINAL	RECORD
GEORGIA	0	20	6	7	33	5-2, 4-1
VANDERBILT	0	7	14	7	28	3-3, 1-3

SECOND QUARTER: UGA: Blair Walsh 53-yd. field goal, 3:53. UGA: Tavarres King 20-yd. pass from Aaron Murray (Walsh kick), :07. VANDY: J. Matthews 43-yd. pass from Zac Stacy (Carey Spear kick), 3:08 GA: Walsh 28-yd. field goal, 4:55.

UGA: Marlon Brown 27-yd. pass from Aaron Murray (Walsh kick), 1:12.

THIRD QUARTER: UGA: Walsh 36-yd. field goal, 4:54. VANDY: Andre Hal 96-yd. kickoff return (Spear kick). UGA: Blair Walsh 44-yd. field goal, 3:00.

VANDY: Jerron Seymour 1-yd. run (Spear kick), 6:25.

FOURTH QUARTER: GA: Marlon Brown 75-yd. pass from Aaron Murray (Walsh kick), 1:29. VANDY: Zac Stacy 19-yd. run (Spear kick), 4:42.

STATISTICS

	GEORGIA	VANDERBILT
FIRST DOWNS	22	19
RUSHES-YARDS (NET)	34-117	36-200
PASSING YDS (NET)	326	149
PASSES ATT-COMP-INT	38-22-1	31-11-3
TOTAL OFFENSE PLAYS-YARDS	72-443	67-349
PUNT RETURNS-YARDS	1-5	2-38
KICKOFF RETURNS-YARDS	4-72	8-210
INTERCEPTION RETURNS-YARDS	3-18	1-0
PUNTS (NUMBER-AVG)	3-30.7	5-26.4
FUMBLES-LOST	0-0	5-1
PENALTIES-YARDS	11-89	7-51
POSSESSION TIME	31:02	28:58
THIRD-DOWN CONVERSIONS	8 OF 18	4 OF 12
FOURTH-DOWN CONVERSIONS	0 OF 0	2 OF 2
RED-ZONE SCORES-CHANCES	3-3	2-3
SACKS BY: NUMBER-YARDS	1-8	1-7

RUSHING: GEORGIA – Richard Samuel 15-53; Isaiah Crowell 10-35; Carlton Thomas 5-18; Aaron Murray 3-11; Brandon Boykin 1-0. VANDERBILT – Zac Stacy 17-97; Jordan Rodgers 11-80; Casey Hayward 1-29; Jerron Seymour 5-21; Larry Smith 1-(-5); team 1-(-22).

PASSING: GEORGIA – Aaron Murray 22-38-1-326. VANDERBILT – Jordan Rodgers 4-19-1-47; Larry Smith 5-10-2-24; Ryan Fowler 1-1-0-35; Zac Stacy 1-1-0-43.


RECEIVING: GEORGIA – Michael Bennett 7-89; Tavarres King 5-57; Orson Charles 5-33; Marlon Brown 4-121; Branden Smith 1-26. VANDERBILT – Jonathan Krause 3-20; Jordan Matthews 2-46; Zac Stacy 2-16; Andrew East 1-35; Chris Boyd 1-23; Brandon Barden 1-9; Wesley Tate 1-0.

PLAY OF THE GAME

Trailing 33-28, the Commodores' Udom Umoh blocks Georgia punter Drew Butler's kick with seven seconds to give the 'Dores one more chance.

KEY STATISTIC

Georgia QB Aaron Murray was effective for much of the game, throwing for a career-high 326 yards. One of the fourth quarter completions went to Marlon Brown for a 75-yard TD.



QUOTABLE

"You'd love to scoop and score... It wasn't for a lack of effort. It didn't bounce our way."

Head Coach James Franklin on the blocked punt at the end of the game

NOTEWORTHY

Andre Hal's 96-yard kickoff return for a touchdown tied him for the fourth longest in VU history. It was the first kickoff return for a TD since Warren Norman's 80-yard return against Georgia Tech in 2009.



2011 GAME RECAP



Vanderbilt Runs Over Army in Homecoming Victory

NASHVILLE — It may be time to start thinking of Jordan Rodgers as something other than Green Bay Packers quarterback Aaron Rodgers' little brother.

The Vanderbilt quarterback gave the Commodores just what they've been looking for -- a little spark and a lot of consistency -- in his first start, a 44-21 win over Army. He rushed for 96 yards and a touchdown, threw for another and helped open up the field for Zac Stacy's career highs of 198 yards rushing and three scores in a 44-21 win over Army.

GAME 7

OCT. 22, 2011

NASHVILLE

Coach James Franklin wasn't ready to announce the Commodores are fixed,

though.

The win snapped a three-game losing streak for the Commodores (4-3) and more importantly appeared to right an offense that was faltering after a fast start. It also kept them in the race for their first postseason appearance since 2008. Two more wins and they clinch bowl eligibility.


The Commodores finished with a season-high 530 yards and a handle on the possibilities to come.

PLAY OF THE GAME

Zac Stacy's 55-yard run in the fourth quarter capped the night's scoring and ended a nine-play 84-yard drive that put the game away. The long run also gave Stacy a career-best 198 yards.

KEY STATISTIC

Vanderbilt racked up a season-best 344 yards on the ground led by Zac Stacy's career-high 198 yards. Stacy's big day was the third-most in a single game by a Commodore in school history.



QUOTABLE

"Most of it was the offensive line. Those guys did a great job of coming out and creating seams not only for me, but also for Jordan and Seymour to run through."

Running Back Zac Stacy on the Dores' big rushing game

NOTEWORTHY

Vanderbilt's 344 yards rushing marked the third time this season that the Commodores eclipsed 200 yards rushing and was the most since last season when VU ran for 353 yards against E. Michigan.



SCORING SUMMARY

TEAM	1	2	3	4	FINAL	RECORD
ARMY	6	0	8	7	21	2-5
VANDERBILT	13	10	14	7	44	4-3

FIRST QUARTER: VANDY: Zac Stacy 1-yd. run (Carey Spear kick), 4:12.

VANDY: C. Boyd 43-yd. pass from J. Rodgers (C. Spear kick failed), :07.

ARMY: Brown, Malcolm 11-yd. run (Carlton, Alex kick failed), :32.

SECOND QUARTER: VANDY: Jordan Rodgers 12-yd. run (C. Spear kick), 4:22.

VANDY: Carey Spear 37-yd. field goal, 1:33.

THIRD QUARTER: VANDY: Jerron Seymour 5-yd. run (C. Spear kick), 2:49.

VANDY: Zac Stacy 8-yd. run (C. Spear kick), :15. ARMY: Santiago, Angel 1-yd. run (Dixon pass from Santiago), 4:00.

FOURTH QUARTER: ARMY: Bacon, Geoffrey 70-yd. INT return (Carlton, Alex kick).

VANDY: Zac Stacy 55-yd. run (Ryan Fowler kick), 5:14.

STATISTICS

	ARMY	VANDERBILT
FIRST DOWNS	15	25
RUSHES-YARDS (NET)	51-270	54-344
PASSING YDS (NET)	18	186
PASSES ATT-COMP-INT	6-1-0	27-10-2
TOTAL OFFENSE PLAYS-YARDS	57-288	81-530
PUNT RETURNS-YARDS	1-2	2-4
KICKOFF RETURNS-YARDS	7-110	4-104
INTERCEPTION RETURNS-YARDS	2-73	0-0
PUNTS (NUMBER-AVG)	5-42.0	3-40.3
FUMBLES-LOST	5-3	0-0
PENALTIES-YARDS	4-36	7-70
POSSESSION TIME	25:45	34:15
THIRD-DOWN CONVERSIONS	4 OF 12	8 OF 14
FOURTH-DOWN CONVERSIONS	1 OF 2	0 OF 1
RED-ZONE SCORES-CHANCES	2-2	5-5
SACKS BY: NUMBER-YARDS	0-0	3-17

RUSHING: ARMY — Dixon, Larry 9-92; Maples, Raymond 12-66; Steelman, Trent 9-40;

Brown, Malcolm 7-25; Santiago, Angel 6-21; Hassin, Jared 5-15; Jenkins, Max 3-11. VANDERBILT — Zac Stacy 21-198; Jordan Rodgers 18-96; Jerron Seymour 10-27; Micah Powell 4-26; Jonathan Krause 1-(-3).

PASSING: ARMY — Steelman, Trent 1-3-0-18; Santiago, Angel 0-2-0-0; Jenkins, Max 0-1-0-0. VANDERBILT — Jordan Rodgers 10-27-2-186.

RECEIVING: ARMY — Hassin, Jared 1-18. VANDERBILT — Chris Boyd 4-90; Wesley Tate 3-38; Jonathan Krause 1-41; Austin Monahan 1-9; Jordan Matthews 1-8.





2011 GAME RECAP



Late Mistakes Cost Vanderbilt in 31-28 Loss to Ranked 'Hogs

NASHVILLE – Call them the Cardiac Hogs for falling behind early yet again. The eighth-ranked Arkansas Razorbacks only care about the win.

Zach Hocker kicked a 42-yard field goal with 6:53 left, and Arkansas rallied from 14 points down to beat Vanderbilt 31-28 -- the Razorbacks' fourth straight win.

GAME 8 OCT. 29, 2011 NASHVILLE

This was the third time this season the Razorbacks have trailed by double digits. They didn't trail by 18 as they did against Texas A&M or 17 last week before beating Mississippi. This time, Vanderbilt led 21-7 with 1:39 left in the first half.

The Commodores (4-4, 1-4 Southeastern Conference) also had the ball at the Arkansas 5 in the fourth quarter leading 28-20 when Zac Stacy fumbled, and Jerry Franklin picked it up and ran it 94 yards for a touchdown. Tyler Wilson found Wright in the end zone for the tying 2-point conversion with 13:25 left.

SCORING SUMMARY

TEAM	1	2	3	4	FINAL	RECORD
ARKANSAS	7	7	6	11	31	7-1, 3-1
VANDERBILT	7	14	7	0	28	4-4, 1-4

FIRST QUARTER: VANDY: Jordan Matthews 21-yd. pass from Jordan Rodgers (Carey Spear kick), 3:11. ARK: Bran. Mitchell 4-yd. run (Zach Hocker kick), 5:22.

SECOND QUARTER: VANDY: Rodgers 19-yd. run (Spear kick), 5:59.

VANDY: Rodgers 3-yd. run (Spear kick), 5:10. ARK: Jarius Wright 11-yd. pass from Tyler Wilson (Hocker kick), 1:34.

THIRD QUARTER: ARK: Hocker 36-yd. field goal, 2:37. VANDY: Zac Stacy 62-yd. run (Spear kick), 1:20. ARK: Hocker 50-yd. field goal, 3:57.

FOURTH QUARTER: ARK: Jerry Franklin 94-yd. fumble recovery (Jarius Wright pass from Tyler Wilson). ARK: Hocker 42-yd. field goal, 3:42.

STATISTICS

	ARKANSAS	VANDERBILT
FIRST DOWNS	22	19
RUSHES-YARDS (NET)	26-72	42-222
PASSING YDS (NET)	316	240
PASSES ATT-COMP-INT	43-27-0	28-15-1
TOTAL OFFENSE PLAYS-YARDS	69-388	70-462
FUMBLE RETURNS-YARDS	2-121	0-0
PUNT RETURNS-YARDS	3-21	3-25
KICKOFF RETURNS-YARDS	5-97	5-129
INTERCEPTION RETURNS-YARDS	1-(-2)	0-0
PUNTS (NUMBER-AVG)	5-41.2	5-44.6
FUMBLES-LOST	3-2	2-2
PENALTIES-YARDS	7-59	3-35
POSSESSION TIME	28:26	31:34
THIRD-DOWN CONVERSIONS	5 OF 15	6 OF 15
FOURTH-DOWN CONVERSIONS	2 OF 2	2 OF 2
RED-ZONE SCORES-CHANCES	3-3	2-4
SACKS BY: NUMBER-YARDS	2-9	3-21

RUSHING: ARKANSAS – Dennis Johnson 9-52; R. Wingo Jr. 10-30; Bran. Mitchell 1-4; TEAM 1-(-1); Tyler Wilson 5-(-13). VANDERBILT – Zac Stacy 19-128; Jordan Rodgers 18-66; Fitz Lassing 1-25; Jerron Seymour 2-4; Casey Hayward 1-0; TEAM 1-(-1).

PASSING: ARKANSAS – Tyler Wilson 27-43-0-316. VANDERBILT – Jordan Rodgers 15-27-0-240; Zac Stacy 0-1-1-0.


RECEIVING: ARKANSAS – Jarius Wright 10-135; Joe Adams 6-45; Chris Gragg 5-62; R. Wingo Jr. 3-19; Dennis Johnson 1-26; Cobi Hamilton 1-18; Julian Horton 1-11. VANDERBILT – Jordan Matthews 6-151; Zac Stacy 3-51; Chris Boyd 3-24; Wesley Tate 3-14.

PLAY OF THE GAME

Early in the fourth quarter Zac Stacy fumbled at the Arkansas four-yard line and Arkansas LB Jerry Franklin scooped and scored. The Hogs tacked on a two-point conversion that tied the game.

KEY STATISTIC

For the third straight game the Vanderbilt offense went over 200 yards on the ground while the VU defense held Arkansas to just 72 yards rushing.



QUOTABLE

"We had a bunch of guys fight till the end today so it's going to be a tough one to swallow, but we made strides today. We showed that we can play with anybody on any Saturday. It's the No. 8 team in the country and we had them up against the wall the majority of the game."

Quarterback
Jordan Rodgers

NOTEWORTHY

Jordan Matthews set a career-high in receiving yards with 151, the most receiving yards in a game by a Commodore since Earle Bennett had 223 against Richmond in 2007.



2011 GAME RECAP



Slow Start Dooms Vanderbilt; 'Dores Loss in Gainesville

GAINESVILLE, Fla. – Vanderbilt is getting tired of losing close games.

Jordan Rodgers threw for 297 yards and two touchdowns, and Jordan Matthews caught nine passes for 170 yards and a score. But the Commodores lost another tight game, falling 26-21 at Florida.

Vanderbilt dropped nail-bitters to Georgia and Arkansas in two of its previous three games. So the Commodores are over moral victories, close calls and near misses.

GAME 9

Nov. 5, 2011

GAINESVILLE, FLA.

Vanderbilt (4-5, 1-5 Southeastern Conference) nearly pulled this one out.

But Florida running back Jeff Demps and two crucial penalties were the difference.

Demps, who carried much of the load because of injuries to running back Chris Rainey and quarterback John Brantley, scored on a 5-yard run in the second quarter and saved his best play for last. He made safety Kenny Ladler miss in the open field on a third-and-1 play and went the distance for the winning score.

Demps finished with a career-high 158 yards on the ground.



SCORING SUMMARY

TEAM	1	2	3	4	FINAL	RECORD
VANDERBILT	0	0	7	14	21	4-5, 1-5
FLORIDA	0	17	3	6	26	5-4, 3-4

PLAY OF THE GAME

After a Vanderbilt second half rally that closed the gap to six points, Florida running back Jeff Demps ran 52 yards to put the Gators up 26-14 with just over two minutes to play.

KEY STATISTIC

The Commodores had ran for 766 yards (255.3 yds/gm) combined in the team's previous three games but the Gators held VU to just 80 yards on the ground.

QUOTABLE

"It's frustrating. We want to win, and that's why it hurts so much because we know how much we put in. We've just got to find a way to get the wins. I think we will figure it out in these next three games so we can go out here and get a couple more wins."

Wide Receiver
Jordan Matthews



NOTEWORTHY

Jordan Rodgers' 297 yards passing gave him his second consecutive 200-yard passing game. Rodgers is the first VU QB to pass for 200+ yards in consecutive games since Chris Nickson in 2006.

SECOND QUARTER: UF: Brissett 1-yd. run (Sturgis kick), 6:14. UF: Demps 5-yd run (Sturgis kick), 2:23. UF: Sturgis 55-yd. field goal, 1:13.

THIRD QUARTER: VANDY: Jordan Matthews 26-yd. pass from J. Rodgers (R. Fowler kick), 4:28. UF: Sturgis 40-yd. field goal, 4:46.

FOURTH QUARTER: VANDY: Jordan Rodgers 8-yd. run (Ryan Fowler kick), 5:04. UF: Demps 52-yd. run (Brissett rush fumbled), 3:46. VANDY: Chris Boyd 10-yd. pass from Jordan Rodgers (Ryan Fowler kick), :57.

STATISTICS

	VANDERBILT	FLORIDA
FIRST DOWNS	18	27
RUSHES-YARDS (NET)	33-80	46-197
PASSING YDS (NET)	297	213
PASSES ATT-COMP-INT	28-19-0	25-17-0
TOTAL OFFENSE PLAYS-YARDS	61-377	71-410
PUNT RETURNS-YARDS	1-2	0-0
KICKOFF RETURNS-YARDS	5-77	3-54
INTERCEPTION RETURNS-YARDS	0-0	0-0
PUNTS (NUMBER-AVG)	5-42.4	2-37.0
FUMBLES-LOST	0-0	2-1
PENALTIES-YARDS	12-106	3-17
POSSESSION TIME	28:33	31:27
THIRD-DOWN CONVERSIONS	5 OF 12	6 OF 13
FOURTH-DOWN CONVERSIONS	2 OF 2	0 OF 0
RED-ZONE SCORES-CHANCES	2-3	2-2
SACKS BY: NUMBER-YARDS	1-9	2-21

RUSHING: VANDERBILT – Zac Stacy 13-49; Jordan Rodgers 13-20; Jonathan Krause 1-8; Jerron Seymour 5-6; Wesley Tate 1-(-3). FLORIDA – Demps 23-158; Gillispee 9-39; Joyer 3-17; Burton 4-11; Debose 1-4; Brissett 1-1; Brantley 2-(-10); team 3-(-23).

PASSING: VANDERBILT – Jordan Rodgers 19-28-0-297. FLORIDA – Brantley 16-24-0-173; Brissett 1-1-0-40.

RECEIVING: VANDERBILT – Jordan Matthews 9-170; Brandon Barden 4-51; Chris Boyd 2-41; Zac Stacy 2-9; Wesley Tate 1-18; Austin Monahan 1-8. FLORIDA – Burton 3-41; Reed 3-29; Hammond 2-32; Debose 2-25; Demps 2-14; Dunbar 2-9; Hines 1-40; Leonard 1-12; Thompson 1-11.





2011 GAME RECAP



SCORING SUMMARY

TEAM	1	2	3	4	FINAL	RECORD
KENTUCKY	0	0	8	0	8	4-6, 1-5
VANDERBILT	7	17	7	7	38	5-5, 2-5

FIRST QUARTER: VANDY: Zac Stacy 3-yd. run (Ryan Fowler kick), :05.

SECOND QUARTER: VANDY: Chris Boyd 14-yd. pass from Jordan Rodgers (Fowler kick), 5:43 VANDY: Stacy 8-yd. run (Fowler kick), 2:21.

VANDY: Fowler 32-yd. field goal, 2:13.

THIRD QUARTER: VANDY: Jordan Matthews 49-yd. pass from J. Rodgers (Fowler kick), 2:33. UK: N. Melillo 22-yd. pass from M. Smith (M. Roark pass from M. Smith), 2:24.

FOURTH QUARTER: VANDY: Stacy 18-yd. run (Fowler kick), 6:26.

STATISTICS

	KENTUCKY	VANDERBILT
FIRST DOWNS	9	28
RUSHES-YARDS (NET)	22-32	56-203
PASSING YDS (NET)	179	207
PASSES ATT-COMP-INT	31-15-0	23-13-1
TOTAL OFFENSE PLAYS-YARDS	53-211	79-410
FUMBLE RETURNS-YARDS	0-0	1-1
PUNT RETURNS-YARDS	1-5	1-(-3)
KICKOFF RETURNS-YARDS	5-110	2-48
INTERCEPTION RETURNS-YARDS	1-28	0-0
PUNTS (NUMBER-AVG)	6-37.0	3-41.0
FUMBLES-LOST	2-1	1-0
PENALTIES-YARDS	10-105	3-25
POSSESSION TIME	21:06	38:54
THIRD-DOWN CONVERSIONS	0 OF 12	10 OF 18
FOURTH-DOWN CONVERSIONS	3 OF 6	2 OF 3
RED-ZONE SCORES-CHANCES	0-0	5-8
SACKS BY: NUMBER-YARDS	2-18	4-31

RUSHING: KENTUCKY – Jonathan George 6-46; CoShik Williams 10-22; Matt Roark 1-16; team 1-(-16); Maxwell Smith 4-(-31); Ryan Tydlacka 0-(-5). VANDERBILT – Zac Stacy 28-135; Jordan Rodgers 12-29; Larry Smith 3-18; Chris Boyd 1-11; Jerron Seymour 10-6; Jonathan Krause 1-4; Micah Powell 1-0.

PASSING: KENTUCKY – Maxwell Smith 15-31-0-179. VANDERBILT – Jordan Rodgers 12-22-1-207; Zac Stacy 1-1-0-0.

RECEIVING: KENTUCKY – La'Rod King 5-82; Nick Melillo 4-59; CoShik Williams 3-15; Gene McCaskill 2-13; Matt Roark 1-10. VANDERBILT – Jordan Matthews 6-131; Chris Boyd 3-37; Austin Monahan 1-23; Brandon Barden 1-14; Wesley Tate 1-2; Jordan Rodgers 1-0.

Commodores Hammer Wildcats for Fifth Win, Eye Bowl Game

NASHVILLE – The Vanderbilt Commodores now must win away from home if they want their first bowl since 2008 and second since 1982.

Zac Stacy ran for 135 yards and three touchdowns, and Jordan Rodgers threw for 207 yards and two TDs as Vanderbilt routed Kentucky 38-8 in snapping a two-game skid.

GAME 10
Nov. 12, 2011
NASHVILLE

The Commodores (5-5, 2-5 SEC East) improved to 5-2 at home under first-year coach James Franklin. They finish the season at Tennessee and at Wake Forest.

Kentucky (4-6, 1-5) had won two straight and eight of the last 10 in this series. The Wildcats, with freshman Maxwell Smith making his first road start, never threatened in this game and now must win both at No. 14 Georgia and in their home finale against Tennessee to extend their school-record streak to a sixth straight bowl game.


The Commodores sacked Smith four times and forced a turnover. They did it with their biggest win over Kentucky since a 42-6 win in 1969 and matched their largest margin of victory in an SEC game since 1971 when they beat Mississippi State 49-19.

PLAY OF THE GAME

The Jordan-to-Jordan connection struck again with Rodgers hooking up with Matthews for a 49-yard touchdown strike to cap a season-long 93-yard drive late in the third quarter to put the game away.

KEY STATISTIC

The Vanderbilt defense dominated Kentucky holding the Wildcats to 32 yards rushing and just 211 yards total on the day.



QUOTABLE

"We wanted to take out the frustration on everybody from all these losses, no matter who's next. Whoever is next on the schedule we're going to take it out on. Because as the offensive line we have a point to prove."

Offensive Tackle
Kyle Fischer

NOTEWORTHY

Jordan Matthews reached the 100-yard receiving mark for the third consecutive game, becoming the first player to have three in a row since Dan Stricker reached the feat in 2000.



Turnovers Cost Vanderbilt Chance for Win in Tennessee

KNOXVILLE, Tenn. — Every time Vanderbilt came close to taking control against Tennessee, the Commodores somehow got in their own way as the Volunteers registered a 27-21 victory in overtime.

No Vanderbilt mistake was more damaging than an interception in overtime. Eric Gordon picked the pass off and ran 90 yards for the touchdown that gave the Volunteers the victory. The Commodores had four turnovers to just two by Tennessee.

GAME 11
Nov. 19, 2011
KNOXVILLE, TENN.

The officials didn't help Vanderbilt's cause. They first ruled Gordon's knee down but overturned their call on review, ending the game.

Southeastern Conference Coordinator of Officials Steve Shaw said in a statement released more than two hours after the game ended that the play should not have been reviewed.

Had the play not been reviewed, Tennessee would have faced first down at the 25-yard line and would have needed just a field goal to win the game.

Vanderbilt's last four losses in league action have come by a total of 19 points.

PLAY OF THE GAME

In the first over time period Tennessee's Eric Gordon stepped in front of a Jordan Rodgers' pass and returned it 90 yards for the game winner.

KEY STATISTIC

Turnovers once again play an important role only this time the Commodores come up on the wrong end with Jordan Rodgers throwing three interceptions in the loss.



QUOTABLE

"We feel we should have won that game. We stopped ourselves from doing that. Really, we are beating ourselves right now and we have to be able to fix that to win on the road in the SEC."

Quarterback
Jordan Rodgers

NOTEWORTHY

Archibald Barnes' second interception of the night was returned 100 yards for a touchdown, the longest return in school history. Barnes return for a score is the first since Trey Wilson's pick six against Ole Miss.



SCORING SUMMARY

TEAM	1	2	3	4	OT	FINAL	RECORD
VANDERBILT	0	7	7	7	0	21	5-6, 2-6
TENNESSEE	7	7	0	7	6	27	5-6, 1-6

FIRST QUARTER: UT: Poole, T. 1-yd. run (Palardy, M. kick), 1:07.

SECOND QUARTER: VANDY: Zac Stacy 6-yd. run (Ryan Fowler kick), :03.

UT: Rogers, D. 17-yd. pass from Bray, T. (Palardy, M. kick), 4:53.

THIRD QUARTER: VANDY: Archibald Barnes 100-yd. INT return (Carey Spear kick).

FOURTH QUARTER: VANDY: Chris Boyd 20-yd. pass from Jordan Rodgers (Spear kick), 3:11.

UT: Rogers, D. 2-yd. pass from Bray, T. (Palardy, M. kick), 5:54.

OVERTIME: UT: Gordon, E. 90-yd. INT return.

STATISTICS

	VANDERBILT	TENNESSEE
FIRST DOWNS	17	17
RUSHES-YARDS (NET)	36-90	30-101
PASSING YDS (NET)	193	189
PASSES ATT-COMP-INT	32-17-3	33-16-2
TOTAL OFFENSE PLAYS-YARDS	68-283	63-290
FUMBLE RETURNS-YARDS	0-0	1-25
PUNT RETURNS-YARDS	1-8	1-2
KICKOFF RETURNS-YARDS	3-55	2-34
INTERCEPTION RETURNS-YARDS	2-128	3-103
PUNTS (NUMBER-AVG)	4-44.5	6-37.7
FUMBLES-LOST	2-1	2-0
PENALTIES-YARDS	7-46	5-60
POSSESSION TIME	30:50	29:10
THIRD-DOWN CONVERSIONS	6 OF 16	4 OF 12
FOURTH-DOWN CONVERSIONS	2 OF 2	1 OF 1
RED-ZONE SCORES-CHANCES	2-4	3-4
SACKS BY: NUMBER-YARDS	1-15	2-18

RUSHING: VANDERBILT — Zac Stacy 17-61; Jerron Seymour 5-23; Chris Boyd 1-8; Wesley Tate 1-6; Jordan Rodgers 12-(-8). TENNESSEE — Poole, T. 19-107; Neal, R. 6-29; Toney, J. 1-0; Bray, T. 2-(-14); team 2-(-21).

PASSING: VANDERBILT — Jordan Rodgers 17-32-3-193.

TENNESSEE — Bray, T. 16-33-2-189.

RECEIVING: VANDERBILT — Jordan Matthews 6-74; Chris Boyd 6-66; Wesley Tate 2-21; Zac Stacy 2-17; Jonathan Krause 1-15. TENNESSEE — Rogers, D. 10-116; Poole, T. 3-21; Dallas, V. 1-22; Rogers, Z. 1-19; Rivera, M. 1-11.



2011 GAME RECAP



'Dores Earn Bowl Eligibility with rout at Wake Forest

WINSTON-SALEM, N.C. — Zac Stacy ran for 184 yards and three touchdowns and Vanderbilt became bowl-eligible by beating sluggish Wake Forest 41-7.

Quarterback Jordan Rodgers had 229 total yards for the Commodores (6-6). Rodgers threw for 139 yards and one touchdown and ran for 90 more.

GAME 12
Nov. 26, 2011
WINSTON-SALEM, NC

Stacy scored on runs of 1 and 20 yards in the second quarter as Vanderbilt built a 20-point halftime lead, then iced the win for Vanderbilt with his 40-yard TD run midway through the fourth quarter.

Larry Smith, the Commodores' former starting QB, also hit a 45-yard flanker option pass for a score, and Ryan Fowler made field goals of 33 and 30 yards, as Vanderbilt became bowl-eligible for the first time since 2008.

Tanner Price threw for 157 yards and one touchdown before coming out of the game late in the fourth quarter for the Demon Deacons (6-6), who had their lowest-scoring game of the season.

SCORING SUMMARY

TEAM	1	2	3	4	FINAL	RECORD
VANDERBILT	6	21	7	7	41	6-6, 2-6
WAKE FOREST	0	7	0	0	7	6-6, 5-3

FIRST QUARTER: VANDY: Ryan Fowler 33-yd. FG, 5:23. VANDY: Fowler 30-yd. FG, 4:28.

SECOND QUARTER: WF: Davis, T 10-yd. pass from Price, T (Newman, J kick), 4:14. VANDY: Zac Stacy 1-yd. run (Fowler kick), 5:43. VANDY: Brandon Barden 73-yd. pass from Jordan Rodgers (Fowler kick), :14. VANDY: Zac Stacy 20-yd. run (Fowler kick), 1:01.

THIRD QUARTER: VANDY: Jordan Matthews 45-yd. pass from L. Smith (Fowler kick), :50.

FOURTH QUARTER: VANDY: Zac Stacy 40-yd. run (Ryan Fowler kick), 2:31.

STATISTICS

	VANDERBILT	WAKE FOREST
FIRST DOWNS	24	17
RUSHES-YARDS (NET)	55-297	32-146
PASSING YDS (NET)	184	183
PASSES ATT-COMP-INT	16-8-0	38-19-0
TOTAL OFFENSE PLAYS-YARDS	71-481	70-329
FUMBLE RETURNS-YARDS	0-0	0-0
PUNT RETURNS-YARDS	1-1	1-1
KICKOFF RETURNS-YARDS	2-57	7-139
INTERCEPTION RETURNS-YARDS	0-0	0-0
PUNTS (NUMBER-AVG)	4-46.5	7-43.3
FUMBLES-LOST	0-0	2-1
PENALTIES-YARDS	1-5	4-37
POSSESSION TIME	31:54	28:01
THIRD-DOWN CONVERSIONS	6 OF 13	6 OF 16
FOURTH-DOWN CONVERSIONS	0 OF 0	0 OF 3
RED-ZONE SCORES-CHANCES	4-4	1-1
SACKS BY: NUMBER-YARDS	1-9	0-0

RUSHING: VANDERBILT — Zac Stacy 28-184; Jordan Rodgers 16-90; Jerron Seymour 5-17; Micah Powell 3-7; Casey Hayward 1-3; team 2-(-4). WAKE FOREST — Pendergrass, B 12-74; Reynolds, O 11-23; Stachitas, T 2-23; Campanaro, M 1-18; Givens, C 1-9; Price, T 5-(-1).

PASSING: VANDERBILT — Jordan Rodgers 7-15-0-139; Larry Smith 1-1-0-45. WAKE FOREST — Price, T 16-34-0-157; Stachitas, T 3-4-0-26.

RECEIVING: VANDERBILT — Chris Boyd 3-18; Brandon Barden 2-80; Jordan Matthews 2-79; Jonathan Krause 1-7. WAKE FOREST — Campanaro, M 6-45; Givens, C 4-69; Davis, T 3-29; Demby, D 2-9; Bohanon, T 2-7; Reynolds, O 1-20; James, M 1-4.

PLAY OF THE GAME

Brandon Barden's 73-yard touchdown reception was one of the highlights of the season. The TE hurdled a Wake Forest player and stiff armed another on his way to the Commodores' longest pass play since 2008.

KEY STATISTIC

For the fifth time this season Vanderbilt ran for at least 200 yards putting up 297 yards on the ground against the Demon Deacons.



QUOTABLE

"Wherever they tell us to go, we'll be really, really excited. We'll represent the city and the school the right way."

Head Coach James Franklin on becoming bowl eligible

NOTEWORTHY

Zac Stacy's 184 yards rushing vaulted him to a school record 1,136 yards rushing this season passing Corey Harris' total from 1991. For Stacy it was his fifth 100-yard game, the most by a VU back since 1995.





Commodores Fall to Cincinnati in 53rd AutoZone Liberty Bowl

MEMPHIS, Tenn. — Isaiah Pead ran for 149 yards and a touchdown, and Ralph David Abernathy IV's 90-yard kickoff return early in the fourth quarter put Cincinnati ahead to stay as the Bearcats edged Vanderbilt 31-24 in the Liberty Bowl.

But the 10-3 co-Big East champion Bearcats (10-3) had to work to put away Vanderbilt (6-7), a team that tied for fourth in the SEC's East

GAME 13
DEC. 31, 2011
MEMPHIS, TENN.

Division. The Commodores led 21-17 early in the fourth quarter until Abernathy became the first Cincinnati player to return a kickoff for a TD in the program's 13 bowl appearances.

The Commodores, playing in their fifth bowl and first since 2008, fell to 6-7 with the loss.

Senior quarterback Larry Smith replaced Vanderbilt starter Jordan Rodgers in the third quarter, and he threw for a season-high 142 yards. Smith's biggest completion was a 68-yard scoring toss to Chris Boyd that gave the Commodores for a 21-17 lead early in the fourth quarter. Vanderbilt lost the lead on the ensuing kickoff.

SCORING SUMMARY

TEAM	1	2	3	4	FINAL	RECORD
CINCINNATI	0	14	0	17	31 (10-3, 5-2)	
VANDERBILT	7	0	7	10	24 (6-7, 2-6)	

FIRST QUARTER: VANDY: Stacy 7-yd. run (Fowler kick), 7:34.

SECOND QUARTER: UC: Winn 69-yd. run (Miliano kick), 14:17.

UC: McClung 8-yd. pass from Collaros (Miliano kick), 00:12.

THIRD QUARTER: VANDY: Jerron Seymour 5-yd. run (Fowler kick), 3:53.

FOURTH QUARTER: UC: Miliano 44-yd. FG, 14:41.

VANDY: Chris Boyd 68-yd. pass from Larry Smith (Fowler kick), 14:03.

UC: Abernathy 90-yd. KO return (Miliano kick), 13:51.

UC: Pead 12 yd-run (Miliano kick), 1:52.

VANDY: Fowler 35-yd. FG, 00:24.

STATISTICS

	CINCINNATI	VANDERBILT
FIRST DOWNS	20	14
RUSHES-YARDS (NET)	44-221	36-127
PASSING YDS (NET)	80	168
PASSES ATT-COMP-INT	29-12-2	34-12-2
TOTAL OFFENSE PLAYS-YARDS	73-301	70-295
PUNT RETURNS-YARDS	2-(-1)	3-22
KICKOFF RETURNS-YARDS	2-120	6-102
INTERCEPTION RETURNS-YARDS	2-17	2-11
PUNTS (NUMBER-AVG)	7-42.9	8-42.2
FUMBLES-LOST	3-0	2-1
PENALTIES-YARDS	5-55	6-39
POSSESSION TIME	30:37	29:14
THIRD-DOWN CONVERSIONS	4 OF 15	6 OF 19
FOURTH-DOWN CONVERSIONS	0 OF 0	1 OF 2
RED-ZONE SCORES-CHANCES	2-3	3-3
SACKS BY: NUMBER-YARDS	2-7	3-15

RUSHING: CINCINNATI — Pead 28-149; Winn 6-78; McClung 1-4; team 1-(-2); Collaros 8-(-8). VANDERBILT — Zac Stacy 18-57; Jordan Rodgers 9-33; Richard Kent 1-17; Larry Smith 5-17; Jerron Seymour 2-5; team 1-(-2).

PASSING: CINCINNATI — Collaros 12-29-2-80. VANDERBILT — Larry Smith 8-19-1-142; Jordan Rodgers 4-14-1-26; Zac Stacy 0-1-0-0.

RECEIVING: CINCINNATI — Robinson A. 4-16; Kelce 3-29; Pead 3-15; Chisum 1-12; McClung 1-8. VANDERBILT — Jordan Matthews 4-56; Brandon Barden 3-20; Chris Boyd 2-69; Zac Stacy 2-11; Wesley Tate 1-12.

PLAY OF THE GAME

After Larry Smith's 68-yard TD pass to Chris Boyd gave the Commodores a 21-17 lead with 14:03 left, Cincinnati's Ralph David Abernathy IV returned the Vanderbilt kick 90 yards for the deciding touchdown. The Commodores would never regain the lead.

KEY STATISTIC

Cincinnati's 221 rushing yards. Led by senior Isaiah Pead's 149 yards on 28 carries, the Bearcats were able to produce key first downs, keeping the Vanderbilt offense off the field.



QUOTABLE

"It got exciting in the second half. It "It as fairly ugly in the first half from our perspective. But we did come out and make it a more exciting game."

Head Coach
James Franklin

NOTEWORTHY

Vanderbilt senior cornerback Casey Hayward picked off two Cincinnati passes. The interceptions were the 14th and 15th for Hayward, allowing him to match the school career record.