COMMODORE TIMELINE

VANDERBILT HISTORY AT A GLANCE

All-Time Record ..... 1516-1054 (.589)

First Game..... 1900, L 22-19 to Nashville YMCA

NCAA Appearances..... 13 (1965, 1974, 1988, 1989, ... 1991, 1993, 1997, 2004, 2007, 2008, 2010, 2011, 2012)

NCAA Tournament Record ..... 10-14 (.417)

Best NCAA Tournament Finish.... Elite 8 in 1965 (Field of 23); ..... Sweet 16 in 1988, 1993, 2004, 2007 (Field of 64 or 65)

NIT Appearances ..... 11 (1983, 1987, 1990, 1992, 1994, ... 1996, 1998, 2000, 2002, 2005, 2006)

NIT Record..... 18-10 (.643)

SEC Titles 5, (1951, 1965, 1974, 1993, 2012)

SEC Players of the Year (AP) 6

Players Named SEC First Team (AP)..... 23

Winningest Head Coach..... Roy Skinner (1959, 1962-1976) ..... 278-135 (.673)

First Team All-Americans 6

Total Weeks Ranked in AP Poll 191

Consecutive Weeks Ranked in AP Poll.....18 (1966, 1967)

Highest Ranking in AP Poll ..... No. 2 (12/28/65)

Overall Record at Memorial Gym.....709-195 (.784)

Undefeated Seasons at Memorial Gym..... 6

Most Home Wins in a Season.....19 in 2008

All-Time Leading Scorer .Shan Foster (2005-08); 2,011 points

1,000-point scorers 43

Most Career Rebounds.....Clyde Lee (1964-66); 1,223

Most Career 3-Pointers.....Shan Foster (2005-08); 367

Most Career Free Throws.....Bobby Thym (1954-57); 453

Most Career Assists..... Atiba Prater (1996-2000); 517

Most Career Steals ..... Drew Maddux (1994-98) and ..... Frank Seckar (1993-1996); 214

Most Career Blocks ..... Festus Ezeli (2008-12); 204

1900 (Dec. 15) — Vanderbilt plays its first varsity basketball game, losing 22-19 to the YMCA Ramblers. Vanderbilt would even its all-time mark at 1-1 in its next game, beating the same Rambler squad 24-9.

1902 — Vanderbilt hits the road for the first time, heading to Birmingham to take on Howard College. The Commodores learn for the first time that it's harder to win on the road and fall to Howard, 33-23.

1903 — Perfection! The Commodores record the first, and only, undefeated season in school history, going 6-0. A 24-21 win over Cumberland in the season finale is the closest game of the year.

1909 — The Commodores tickle the twines like never before, breaking the 50-point barrier for the first time in a 52-23 win over the Chattanooga Ramblers. It would be another 45 years before Vanderbilt would break the next major scoring milestone, hitting triple digits for the first time in a 104-88 win over Washington & Lee in the second game of the 1954-55 season.

1913 — G.T. Denton, an assistant football coach, becomes Vanderbilt's full-time basketball coach.

1920 — The Commodores begin the Roaring Twenties on the right foot by winning the school's first league championship. Vanderbilt wins the Southern Intercollegiate Athletic Association championship with a 14-4 record.

1927 — Vanderbilt records the first of the school's 14 20-win seasons by compiling a 20-4 record under coach Josh Cody. The Commodores also win their second championship, this time, taking the Southern Conference crown.

1938 — Brant "Pinky" Lipscomb makes his debut in a Commodore uniform. With his unique left-handed running hook, Lipscomb twice is named to the SEC All-Tournament team and sets several tournament and school scoring records. Adolph Rupp later calls Lipscomb one of the best players ever to face his Kentucky squads.

1944, 1945 — Due to World War II, the Commodores play an informal schedule.

1947 — Perhaps the most important moment in the growth of Vanderbilt basketball, the Commodores are shellacked 98-29 by Adolph Rupp's Kentucky Wildcats in the SEC Tournament. The defeat spurs athletic director Red Sanders to hire Bob Polk, Vanderbilt's first basketball-only coach. Soon, scholarships would be awarded to basketball players and plans for a gym on campus were underway.

1950 — Billy Joe Adcock becomes the school's first All-American and first All-SEC player, averaging 17.1 points per game. Adcock's 1947-48 scoring average leads the SEC, the first Commodore to win the conference scoring title.

1951 — Under the direction of coach Bob Polk and captain George Kelley, Vanderbilt wins the SEC Tournament in Louisville with an upset win over Kentucky. Legend has it that "Kentucky" was already inscribed on the tournament trophy when the Commodores pulled out the 61-57 win.

1952 — Brand new Memorial Gymnasium makes its debut December 6 as the Commodores beat Virginia 90-83 in the home opener. Apparently encouraged by the new surroundings, the Commodores launch 120 shots in the next game, against David Lipscomb, still a school record.

1956 — Memorial Gym Magic! Vanderbilt records its first undefeated home season in the gym, compiling a

COMMODORE TIMELINE

Vanderbilt players pose for a team photo following their win over Virginia, 90-83, in the first game played in Memorial Gymnasium on Dec. 6, 1952.

13-0 mark at Memorial Gym. It is the first of five perfect seasons in the gym, the last coming in 1993.

1957 — Bobby Thym ends his Vanderbilt career with 1,403 points. He'll be Vanderbilt's all-time leading scorer until Clyde Lee breaks his mark in 1966.

1965 — Vanderbilt wins its first SEC Championship, recording a 24-4 record under coach Roy Skinner. Clyde Lee, John Ed Miller and Snake Grace each earn All-SEC honors. The Commodores advance to the NCAA's Elite Eight before dropping an 87-85 heartbreaker to Michigan. It is the first of four consecutive 20-win seasons under Skinner.

1966 — Clyde Lee's All-American season. Lee averages 22.6 points per game and is at the time the school's all-time leading scorer. He also leads the SEC in rebounding for the third straight year. The Commodores finish second in the SEC with an overall record of 22-4.

1967 — The color barrier is finally broken in the Southeastern Conference, as Vanderbilt's Perry Wallace becomes the league's first African-American scholarship basketball player in the 1967-68 season. Wallace remains poised in the face of threats and taunting throughout his career, is voted Vanderbilt's most popular student as a senior, and is now a professor of law at American University in Washington, D.C.

1969 — Tom Hagan earns All-American honors, averaging a school-record 23.4 points per game. On March 8, he sets the Vanderbilt single-game scoring record with 44 points at Mississippi State.

1970 — Without benefit of the 3-point shot or the shot clock, Vanderbilt set a school record that still stands by scoring 130 points in a win over Mississippi.

1974 — With future head coach Jan van Breda Kolff playing every position on the court; Vanderbilt wins its second SEC championship. The Commodores record winning streak of 10 and 11 games and finish 23-5. Skinner wins the third of his four SEC Coach of the Year awards.

1975 — The senior season for the F-Troop—Jeff Fosnes, Butch Feher, and Joe Ford. Fosnes becomes Vanderbilt's initial first-team Academic All-American.

1977 — The Commodore faithful turn out in record numbers, as Vanderbilt ranks fourth in the nation in average home attendance at 14,131.

1981 — Two of Vanderbilt's most prolific scorers, Charles Davis and Mike Rhodes, sink their final baskets. The teammates tie for the Vanderbilt record for career field goals, each making 683.



Vanderbilt's Perry Wallace became the first African-American scholarship basketball player in the SEC when he took the court.

1985 — Phil Cox scores his last point, number 1,725 of his career. He ranks as Vanderbilt's all-time leading scorer until Matt Freije ends his Commodore career with 1,891 points at the close of the 2004 season.

1988 — The Commodores advance to the Sweet 16 of the NCAA Tournament in dramatic fashion as Barry Goheen drains two three pointers in the last five seconds against Pittsburgh. The Commodores go on to win the game 80-74 in overtime.

1989 — Vanderbilt defeats Texas, 94-79, the 500th career win for head coach C.M. Newton.

1990 — In a year in which the Commodores lose nine of 12 games in one stretch, Vanderbilt comes roaring back with a late-season surge to earn a berth in the NIT. The Commodores overcome huge first-half deficits against Louisiana Tech and Tennessee in the first two rounds and go on to take the school's first NIT championship, beating Saint Louis 74-72. Scott Draud is named the MVP of the NIT.

1993 — With junior guard Billy McCaffrey leading the way, Vanderbilt wins its third SEC title in history and makes another appearance in the NCAA Sweet 16. The Commodores set a school record for victories with 28. McCaffrey, in his first year at VU, earns All-America honors and senior captain Bruce Elder is named the Academic All-American of the Year. Eddie Fogler is the consensus National Coach of the Year.

1994 — Jan van Breda Kolff returns to Memorial Gym as Vanderbilt's head coach, posting the best winning percentage ever for a first-year Commodores head man. Vanderbilt makes its second appearance in the NIT championship game, falling 80-73 to Villanova. McCaffrey becomes just the second Vanderbilt player to average 20 points per game in consecutive seasons, the first being Clyde Lee.

1995 — Ronnie McMahan concludes his career at Vanderbilt just six points shy of becoming the school's all-time leading scorer. McMahan does finish his career as VU's all-time leading 3-point shooter and one of the top 10 leaders in assists, steals and blocked shots.

1996 — The Commodores posted an 18-14 record and advanced to the NIT where they defeat Arkansas-Little Rock in the first round. Vanderbilt upsets No. 4 UCLA at the Maui Invitational. Senior Frank Seckar finished his career 16th on Vanderbilt's all-time scoring list with 1,317 points.

1997 — Vanderbilt advanced to its seventh NCAA Tournament in program history. The Commodores made a charge at the end of the regular season, winning eight of their last 10 SEC games to finish 19-12.

1998 — Under the senior leadership of Drew Maddux, Austin Bates and Billy Di Spaltro, Vanderbilt posted a 20-13 season. The team advanced to the NIT where the Commodores defeat Wake Forest in the first round. Maddux was named First-Team All-SEC and finished his career fifth on Vanderbilt's all-time scoring list with 1,689 points. Bates finished his career 31st on Vanderbilt's all-time scoring list with 1,020 points.

COMMODORE TIMELINE

Clyde Lee helps lead the Commodores to their SEC Championship in 1965. The following season, he earns All-America status

2000 — Vanderbilt welcomes new head coach Kevin Stallings from Illinois State. Stallings takes the same team that finished 14-15 in 1999 and leads them to a 19-11 record and a berth in the NIT. Senior forward Dan Langhi is named SEC Player of the Year after leading the conference and finishing ninth in scoring with 22.1 points per game. Senior guard Atiba Prater moves into first on place Vanderbilt's all-time career assist list with 517.

2002 — Vanderbilt advances to the postseason for the 16th time in program history and finishes with a 17-15 record. Wins at Tennessee and at home against No. 11 Kentucky in the final week of the regular season push the Commodores to their ninth NIT appearance. With a 59-50 win over Houston in the opening round of the NIT, Vanderbilt earns its first postseason victory since the 1997-98 season.

2004 — The Commodores record the best start in program history at 12-0, defeat five nationally ranked teams and advance to the Sweet 16 of the NCAA Tournament for the first time since 1993. Vanderbilt sets the school mark for home wins (15), ranks among the AP Top 25 for five weeks, and finishes the year with a 23-10 overall mark. Matt Freije becomes the school's all-time scorer, averaging a career-high 18.4 points as a senior and finishing with 1,891 career points.

2005 — Vanderbilt records its first back-to-back 20-win seasons since the 1993 & 1994 campaigns, posting a 20-14 overall mark while advancing to the quarterfinals of the NIT. The Commodores set school records for 3-pointers made (322) and attempted (837) as both marks rank among the top five in SEC history. Vanderbilt sets the school record for home wins with 17.

2007 — Vanderbilt comes within three seconds of advancing to the program's first NCAA regional final appearance since 1965, dropping a 66-65 decision to Georgetown in the East Regional semifinals. The Commodores posted a 22-12 overall mark, finished second in the SEC Eastern Division at 10-6 and defeated seven nationally ranked teams, including top-ranked and eventual national champion Florida. Senior swingman Derrick Byars is named SEC Player of the Year while Kevin Stallings earns SEC Coach of the Year accolades.

2008 — The Commodores advanced to the NCAA Tournament for consecutive seasons for the first time since 1988 and 1989, and featured the SEC's Player of the Year in Shan Foster, the second year in a row a Vanderbilt player captured the honor. Vanderbilt was ranked for the final 16 weeks of the regular season in the AP poll, and tied the 1992-93 team for the most regular season wins in program history (25). The Commodores also posted an undefeated year at Memorial Gym, winning a program best 19 games in the 56 year history of the facility.

2009 — Vanderbilt finished the season 19-12 and missed out on the postseason for the first time since 2003. However, the Commodores sported no seniors on the roster and was slotted as the eighth youngest team in the nation. Sophomore A.J. Ogilvy made the All-SEC second team and forward Jeffery Taylor made the All-Freshman team.

2010 — The Commodores posted a 24-9 overall record and a Stallings-era best 12-4 mark in SEC play, and advanced to the NCAA Tournament for the third time in four seasons. Vanderbilt also swept Florida and Tennessee in the same season for the first time since 1966.

2011 — The Commodores tallied a 23-11 overall record, Kevin Stallings' sixth 20-win season and the team's fourth in the last five year. Stallings tied legendary Vanderbilt mentor Roy Skinner for the most 20-win seasons. Sophomore John Jenkins led the league in scoring, and junior Brad Tinsley tallied the school's first triple-double and paced the league in assists.

2012 —Vanderbilt claimed its first SEC Tournament Championship in 60 years with a 71-64 win over eventual national champion Kentucky in New Orleans. The Commodores' 25 wins was the third-most total in program history, and three players were chosen in the first 31 picks of the 2012 NBA Draft - John Jenkins (23rd, Atlanta Hawks), Festus Ezeli (30th, Golden State Warriors), and Jeffery Taylor (31st, Charlotte Bobcats).

The 2003-04 Commodores posed for a team photo on the TD Waterhouse floor in Orlando following their thrilling come-from-behind win over N.C. State in the second round of the NCAA Tournament.

POSTSEASON HISTORY

Vanderbilt at the NCAA Tournament

NCAA Tournament Appearances....13
Tournament Record....10-14 (.417)
Total Tournament Games....24
Last Appearance....2012; Lost to Wisconsin in the Third Round of East Regional
Best Finishes....Elite 8 (1965: field of 23); Sweet 16 (1988, 1993: field of 64; 2004, 2007: field of 65)

Vanderbilt at the NIT

NIT Appearances....11 (1983, 1987, 1990, 1992, 1994 1996, 1998, 2000, 2002, 2005, 2006)
Tournament Record....18-10 (.643)
Total Tournament Games....28
Last Appearance....2006; Lost at Notre Dame in First Round
Best Finishes....Champion (1990); Runner-Up (1994)

Postseason Tournament Results

1965 NCAA Tournament (1-1)

Date	Score	Site (Round)
March 12	Vanderbilt 83, DePaul 78 (OT)	Lexington, Ky. (Mideast-Semifinals)
March 13	Michigan 87, Vanderbilt 85	Lexington, Ky. (Mideast-Finals)

1974 NCAA Tournament (0-2)

Date	Score	Site (Round)
March 14	Marquette 69, Vanderbilt 61	Tuscaloosa, Ala. (Mideast-Semifinals)
March 16	Notre Dame 118, Vanderbilt 88	Tuscaloosa, Ala. (Mideast-Third Place)

1983 National Invitation Tournament (1-1)

Date	Score	Site (Round)
March 15	Vanderbilt 79, East Tennessee State 74	Nashville (First Round)
March 21	Wake Forest 75, Vanderbilt 68	Nashville (Second Round)

1987 National Invitation Tournament (2-1)

Date	Score	Site (Round)
March 12	Vanderbilt 74, Jacksonville 72	Nashville (First Round)
March 16	Vanderbilt 109, Florida State 92	Nashville (Second Round)
March 21	Southern Miss 95, Vanderbilt 88	Nashville (Quarterfinals)

1988 NCAA Tournament (2-1)

Date	Score	Site (Round)
March 18	[7] Vanderbilt 80, [10] Utah State 77	Lincoln, Neb. (Midwest-First Round)
March 20	[7] Vanderbilt 80, [2] Pittsburgh 77 (OT)	Lincoln, Neb. (Midwest-Second Round)
March 25	[2] Kansas 77, [7] Vanderbilt 64	Pontiac, Mich. (Midwest-Semifinals)

1989 NCAA Tournament (0-1)

Date	Score	Site (Round)
March 17	[9] Notre Dame 81, [8] Vanderbilt 65	Providence, R.I. (East-First Round)

1990 National Invitation Tournament (5-0)

Date	Score	Site (Round)
March 17	Vanderbilt 98, Louisiana Tech 90 (OT)	Nashville (First Round)
March 19	Vanderbilt 89, Tennessee 85	Nashville (Second Round)
March 21	Vanderbilt 88, New Orleans 65	Nashville (Quarterfinals)
March 26	Vanderbilt 75, Penn State 62	New York, N.Y. (Semifinals)
March 28	Vanderbilt 74, Saint Louis 72	New York, N.Y. (Finals)

1991 NCAA Tournament (0-1)

Date	Score	Site (Round)
March 15	[8] Georgetown 70, [9] Vanderbilt 60	Tucson, Ariz. (West-First Round)

1992 National Invitation Tournament (0-1)

Date	Score	Site (Round)
March 19	Rhode Island 68, Vanderbilt 63	Nashville (First Round)

1993 NCAA Tournament (2-1)

Date	Score	Site (Round)
March 18	[3] Vanderbilt 92, [14] Boise State 72	Salt Lake City, Utah (West-First Round)
March 20	[3] Vanderbilt 85, [6] Illinois 68	Salt Lake City, Utah (West-Second Round)
March 26	[7] Temple 67, [3] Vanderbilt 59	Seattle, Wash. (West-Semifinals)

NCAA TOURNAMENT APPEARANCES

Year	(Region)
1965	(Mideast)
1974	(Mideast)
1988	(Midwest)
1989	(East)
1991	(West)
1993	(West)
1997	(Midwest)
2004	(Phoenix)
2007	(East)
2008	(Midwest)
2010	(West)
2011	(Southwest)
2012	(East)

VANDERBILT VS. ALL OPPONENTS AT THE NCAA TOURNAMENT

Boise State	1-0
Connecticut	0-1
DePaul	1-0
Georgetown	0-2
George Washington	1-0
Harvard	1-0
Illinois	1-0
Kansas	0-1
Marquette	0-1
Michigan	0-1
Murray State	0-1
North Carolina State	1-0
Notre Dame	0-2
Pittsburgh	1-0
Richmond	0-1
Siena	0-1
Temple	0-1
Utah State	1-0
Washington State	1-0
Western Michigan	1-0
Wisconsin	0-1
Xavier	0-1
Totals	**10-14**

POSTSEASON HISTORY

RECORD BY REGIONAL ROUND

First Round	4-6
Second Round	5-0
Third Round	0-1
Regional Semifinal	1-5
Regional Final	0-1
Consolation	0-1

RECORD AT NCAA TOURNAMENT SITES

Site	W-L
Albuquerque, N.M.	1-1
Auburn Hills, Mich.	0-1
Denver, Colo	0-1
East Rutherford, N.J.	0-1
Lexington, Ky.	1-1
Lincoln, Neb.	2-0
Orlando, Fla.	2-0
Phoenix, Ariz.	0-1
Pontiac, Mich.	0-1
Providence, R.I.	0-1
Sacramento, Calif.	2-0
Salt Lake City, Utah	2-0
San Jose, Calif.	0-1
Seattle, Wash.	0-1
Tampa, Fla.	0-1
Tucson, Ariz.	0-1
Tuscaloosa, Ala.	0-2

RECORD VS. SEEDED TEAMS IN NCAA TOURNAMENT

Vs. Seed	W-L	Last Faced (Opp)
No. 2	1-2	2007 (Georgetown)
No. 3	2-0	2007 (Wash. State)
No. 4	0-1	2012 (Wisconsin)
No. 6	1-1	1993 (Illinois)
No. 7	0-2	1997 (Xavier)
No. 8	0-1	1991(Georgetown)
No. 9	0-1	1989 (Notre Dame)
No. 10	1-0	1988 (Utah State)
No. 11	2-0	2007 (G. Washington)
No. 12	2-1	1993 (Boise State)
		2011 (Richmond)
		2012 (Harvard)
No. 13	0-2	2010 (Murray State)

RECORD AS A SEEDED TEAM IN NCAA TOURNAMENT

Seed	W-L	Year(s)
No. 3	2-1	1993
No. 4	0-2	2008, 2010
No. 5	1-2	2011, 2012
No. 6	4-2	2004, 2007
No. 7	2-1	1988
No. 8	0-1	1989
No. 9	0-1	1991
No. 10	0-1	1997

1994 National Invitation Tournament (4-1)

Date	Score	Site (Round)
March 16	Vanderbilt 77, Oklahoma 67	Norman, Okla. (First Round)
March 21	Vanderbilt 78, New Orleans 59	Nashville (Second Round)
March 23	Vanderbilt 89, Clemson 74	Nashville (Quarterfinals)
March 28	Vanderbilt 82, Kansas State 76	New York, N.Y. (Semifinals)
March 30	Villanova 80, Vanderbilt 73	New York, N.Y. (Finals)

1996 National Invitation Tournament (1-1)

Date	Score	Site (Round)
March 13	Vanderbilt 86, Arkansas Little Rock 80	Nashville (First Round)
March 18	South Carolina 80, Vanderbilt 70	Columbia, S.C. (Second Round)

1997 NCAA Tournament (0-1)

Date	Score	Site (Round)
March 13	[7] Xavier 80, [10] Vanderbilt 68	Auburn Hills, Mich. (Midwest-First Round)

1998 National Invitation Tournament (3-1)

Date	Score	Site (Round)
March 11	Vanderbilt 73, St. Bonaventure 61	Nashville (First Round)
March 17	Vanderbilt 72, Wake Forest 68	Winston-Salem, N.C. (Second Round)
March 19	Georgia 79, Vanderbilt 65	Athens, Ga. (Quarterfinals)

2000 National Invitation Tournament (0-1)

Date	Score	Site (Round)
March 14	Wake Forest 83, Vanderbilt 68	Nashville (First Round)

2002 National Invitation Tournament (1-1)

Date	Score	Site (Round)
March 13	Vanderbilt 59, Houston 50	Nashville (First Round)
March 15	Louisiana Tech 83, Vanderbilt 68	Ruston, La. (Second Round)

2004 NCAA Tournament (2-1)

Date	Score	Site (Round)
March 19	[6] Vanderbilt 71, [11] W. Michigan 58	Orlando, Fla. (Phoenix-First Round)
March 21	[6] Vanderbilt 75, [3] N.C. State 73	Orlando, Fla. (Phoenix-Second Round)
March 25	[2] Connecticut 73, [6] Vanderbilt 53	Phoenix, Ariz. (Phoenix-Semifinals)

2005 National Invitation Tournament (2-1)

Date	Score	Site (Round)
March 16	Vanderbilt 67, Indiana 60	Bloomington, Ind. (First Round)
March 21	Vanderbilt 65, Wichita State 63	Nashville (Second Round)
March 23	Memphis 81, Vanderbilt 68	Memphis (Quarterfinals)

2006 National Invitation Tournament (0-1)

Date	Score	Site (Round)
March 15	Notre Dame 79, Vanderbilt 69	South Bend, Ind. (First Round)

2007 NCAA Tournament (2-1)

Date	Score	Site (Round)
March 15	[6] Vanderbilt 77, [11] G. Washington 44	Sacramento, Calif. (First Round)
March 17	[6] Vanderbilt 78, [3] Wash. St. 74 (2OT)	Sacramento, Calif. (Second Round)
March 23	[2] Georgetown 66, [6] Vanderbilt 65	East Rutherford, N.J. (East-Semifinal)

2008 NCAA Tournament (0-1)

Date	Score	Site (Round)
March 21	[13] Siena 83, [4] Vanderbilt 62	Tampa, Fla. (First Round)

2010 NCAA Tournament (0-1)

Date	Score	Site (Round)
March 18	[13] Murray State 66, [4] Vanderbilt 65	San Jose, Calif. (First Round)

2011 NCAA Tournament (0-1)

Date	Score	Site (Round)
March 17	[12] Richmond 69, [5] Vanderbilt 66	Denver, Colo. (First Round)

2012 NCAA Tournament (1-1)

Date	Score	Site (Round)
March 15	[5] Vanderbilt 79, [12] Harvard 70	Alburquerque, N.M. (Second Round)
March 17	[4] Wisconsin 60, [5] Vanderbilt 57	Alburquerque, N.M. (Second Round)

[] – NCAA Tournament Seeds in Brackets

VANDERBILT COACHES

All-Time Head Coaching Records

Years	Head Coach	Yrs	W	L	Pct.
1901-02	W.D. Weatherford	2	7	4	.636
1903	Grinnell Jones	1	6	0	1.000
1904, 1909	E.J. Hamilton	2	17	5	.773
1907	J.N. Stone	1	6	1	.857
1908	W.L. Throop	1	6	10	.375
1910	R.B. McGehee	1	10	3	.769
1911-12	C.T. (Zeke) Martin	2	17	11	.607
1913	Oscar G. Nelson	1	3	4	.429
1914-17	G.T. Denton	4	30	20	.400
1918	Ralph Palmer	1	6	3	.667
1919-21	Ray Morrison	3	30	19	.612
1922-23	Wallace Wade	2	24	16	.600
1924-27, 1932-36	Josh Cody	9	98	100	.495
1928-29	Johnny (Red) Floyd	2	9	19	.321
1930-31, 1945-46	Gus Morrow	4	31	40	.443
1937-41	Jim Buford	5	48	49	.495
1941-43, 1947	Norm Cooper	3	24	25	.490
1944	Smokey Harper	1	12	3	.800
1948-58, 1960-61	Bob Polk	13	197	106	.650
1959, 1962-76	Roy Skinner	16	278	135	.673
1977-79	Wayne Dobbs	3	38	42	.475
1980-81	Richard Schmidt	2	28	27	.509
1982-89	C.M. Newton	8	129	115	.529
1990-93	Eddie Fogler	4	81	48	.628
1994-1999	Jan van Breda Kolff	6	104	81	.562
2000-Present	Kevin Stallings	14	277	176	.611
Totals			**1516**	**1054**	**.589**

All-Time Coaching Roster

Anglin, Kevin: 1994
Arnold, Gib: 1999
Ayers, Brian: 1997-98
Bargatze, Ron: 1970-1978
Barksdale, Randolph: 1979
Bland, Bobby: 1967-69
Bostic, Don: 1980-81
Bostick, John: 1982-89
Callahan, Rick: 1990-93
Cason, David: 2011-Present
Cooper, Norman: 1947
Couch, Roger: 1977
Clayton, Dale: 1979-84
Davis, Charles: 1995-96
Dobbs, Wayne: 1977-79, 1971-76
Dougherty, Neil: 1990-93
Elliott, Mark: 1988-92
Estes, Ray: 1970-71
Fiser, Warren: 1962
Fogler, Eddie: 1990-93
Fowler, Lee: 1979
Fox, Inman: 1958
Frederick, Brad: 2001-13
French, Jimmy: 1959
Garr, Homer: 1967-69
Gaudet, Pete: 1997-98
Grace, Bob: 1966-67
Heldman, Jack: 1955-57
Hoover, Jay: 1978
Hufnagel, Yanni: 2013-Present
Hyden, Johnny: 1947
Jackson, Jeff: 2000-2006
Jankovich, Tim: 2000-2002
Jennings, Bill: 1958
Keating, Kerry: 1995
Kelley, Georgre: 1953
Knodel, Don: 1962-66
Lebo, Jeff: 1993
Ligon, Bill: 1977-78
Lindsay, Bob: 1980-81
Martin, Ed: 1986-89
McClendon, Leroy: 1985
Meyer, Jerry: 1999
Miller, John Ed: 1966
Monroe, Randy: 1994
Muller, Dan: 2002-12
Newton, C.M.: 1982-89
Peterson, Buzz: 1994-96
Petrone, Mike: 1983-92
Polk, Bob: 1948-58, 1960-61
Rhodes, Mike: 1982
Rice, King: 2007-11
Richardson, Tom: 2004-Present
Rochelle, Al: 1960
Russell, John: 1964-66, 1970
Schmidt, Richard: 1980-81
Scobey, David: 1950-54
Shurina, Steve: 1999-00
Skinner, Roy: 1959, 1962-76, 1958-61
Southwood, Jerry: 1968-69
Stallings, Kevin: 2000-Present
Taylor, Clarence: 1961
van Breda Kolff, Jan: 1994-99
Walker, Chris: 1997-99
Walter, Al: 1982-87

Head Coaches in **Boldface.**
Roster since 1948

Bob Polk
1948-58, 1960-61
(197-106)



Roy Skinner
1959, 1962-76
(278-135)

C.M. Newton
1982-89
(129-115)

Eddie Fogler
1990-93
(81-48)

Jan Van Breda Kolff
1994-99
(104-81)

Kevin Stallings
2000 - Present
(277-176)

NCAA BOXSCORES

Vanderbilt 79, Harvard 70

East Regional, Second Round
March 15, 2012 • Albuquerque, N.M.

Harvard	FG	3FG	FT	R	F	Pts	A	T	B	S	M
Casey	3-8	1-3	6-6	5	5	13	1	0	0	1	28
Wright	3-8	0-0	2-2	9	4	8	2	1	0	0	33
Rivard	6-7	6-7	2-4	1	2	20	0	1	0	0	25
Curry	5-13	1-5	1-2	1	4	12	3	4	0	0	36
McNally	2-5	0-3	0-0	1	3	4	7	2	0	1	34
Brown	0-1	0-0	0-0	0	0	0	0	0	0	0	0
Moundou-Missi	2-2	0-0	0-0	0	2	4	0	0	0	0	6
Webster	2-7	1-6	0-0	2	1	5	1	0	0	1	20
Miller	0-0	0-0	0-0	1	0	0	0	1	0	0	6
Saunders	1-4	0-0	0-0	1	0	2	0	1	0	1	11
Travis	1-1	0-0	0-0	1	0	2	0	0	0	0	1
Team				3							
Totals	**25-56**	**9-24**	**11-14**	**25**	**21**	**70**	**14**	**10**	**0**	**4**	**200**

Vanderbilt	FG	3FG	FT	R	F	Pts	A	T	B	S	M
Goulbourne	1-2	0-0	2-2	5	5	4	0	3	0	0	12
Taylor	6-13	2-5	1-4	1	2	15	2	2	0	2	32
Ezeli	2-3	0-0	4-6	11	3	8	1	3	4	2	26
Tinsley	5-6	2-2	4-4	1	2	16	4	4	0	1	23
Jenkins	7-12	3-8	10-13	6	2	27	3	1	0	1	32
Johnson	2-5	0-1	0-1	0	0	4	1	2	0	1	22
Parker	0-0	0-0	0-0	0	0	0	1	0	0	1	12
Tchiengang	0-1	0-0	0-0	5	2	0	0	0	1	0	14
Odom	2-4	1-2	0-0	6	2	5	1	1	0	0	27
Team											
Totals	**25-46**	**8-18**	**21-30**	**35**	**18**	**79**	**13**	**16**	**5**	**8**	**200**

Score by Periods	1st	2nd	Total
Harvard	23	47	70
Vanderbilt	33	46	79

FG Percentage: VU 54, HU 45; **3-Point FG Percentage:** VU 44, HU 38;
FT Percentage: VU 70, HU 79;
Tournament Seeds: Vanderbilt 5, Harvard 12

Wisconsin 60, Vanderbilt 57

East Regional, Third Round
March 17, 2012 • Albuquerque, N.M.

Vanderbilt	FG	3FG	FT	R	F	Pts	A	T	B	S	M
Goulbourne	2-3	0-0	3-4	11	2	7	2	1	0	1	28
Tchiengang	1-1	0-0	0-0	2	2	2	1	1	1	0	13
Taylor	4-12	1-5	0-0	1	3	9	0	3	1	0	30
Tinsley	4-6	2-4	0-0	2	4	10	1	3	0	0	23
Jenkins	3-13	2-9	5-6	2	2	13	2	1	0	1	33
Johnson	0-2	0-0	0-0	1	0	0	1	1	0	1	18
Ezeli	5-7	0-0	4-6	11	1	14	0	2	1	1	27
Parker	1-2	0-1	0-0	1	0	2	1	0	0	0	15
Odom	0-0	0-0	0-0	1	3	0	0	0	0	0	13
Team				3							
Totals	**20-46**	**5-19**	**12-16**	**35**	**17**	**57**	**8**	**12**	**3**	**4**	**200**

Wisconsin	FG	3FG	FT	R	F	Pts	A	T	B	S	M
Evans	4-7	1-3	2-5	5	3	11	4	3	1	1	31
Bruesewitz	4-6	2-3	0-0	3	3	10	2	1	0	3	26
Berggren	5-12	1-6	1-1	6	2	12	2	2	0	0	32
Taylor	5-15	3-10	1-1	2	1	14	3	2	0	0	39
Gasser	1-2	0-1	0-1	3	3	2	0	0	0	0	24
Brust	4-8	3-5	0-0	4	0	11	0	0	0	0	19
Wilson	0-3	0-3	0-0	2	2	0	2	0	0	0	23
Kaminsky	0-2	0-2	0-0	2	2	0	0	0	0	0	6
Team				3							
Totals	**23-55**	**10-33**	**4-8**	**30**	**16**	**60**	**13**	**8**	**1**	**4**	**200**

Score by Periods	1st	2nd	Total
Vanderbilt	31	26	57
Wisconsin	32	28	60

FG Percentage: VU 44, UW 42; **3-Point FG Percentage:** VU 26, UW 30;
FT Percentage: VU 75, UW 50;
Tournament Seeds: Vanderbilt 5, Wisconsin 4

Richmond 69, Vanderbilt 66

MIdwest Regional
Second Round
March 17, 2011 • Denver, Colo.

Vanderbilt	FG	3FG	FT	R	F	Pts	A	T	B	S	M
Goulbourne	2-6	0-1	2-6	9	2	6	2	1	0	0	30
Taylor	1-10	0-0	2-2	9	4	4	0	2	0	0	35
Ezeli	8-10	0-0	5-10	8	4	21	0	1	1	0	31
Tinsley	4-6	2-4	0-0	3	1	10	6	0	1	0	40-
Jenkins	6-9	4-6	5-5	2	1	21	3	0	0	0	36
Fuller	1-2	0-1	0-0	2	0	2	1	0	0	0	10
Tchiengang	1-2	0-0	0-0	1	2	2	0	1	0	1	9
Odom	0-1	0-1	0-0	2	0	0	0	2	0	0	9
Walker	0-0	0-0	0-0	0	0	0	0	0	0	0	0+
TEAM				0							
Totals	**23-46**	**6-13**	**14-23**	**36**	**14**	**66**	**12**	**7**	**2**	**1**	**200**

Richmond	FG	3FG	FT	R	F	Pts	A	T	B	S	M
Smith	0-0	0-0	0-0	3	4	0	0	0	1	1	18
Harper	4-12	1-4	4-4	4	3	13	2	0	1	0	38
Geriot	0-1	0-0	0-1	2	2	0	3	0	0	0	24
Brothers	3-8	2-4	0-1	1	0	8	0	0	0	0	17
Anderson	10-24	4-9	1-3	2	2	25	4	1	0	1	40
Garrett	2-2	0-0	0-1	5	4	4	2	0	5	1	19
Lindsay	3-4	1-2	0-0	2	0	7	3	1	0	1	17
Martel	4-5	4-5	0-2	5	3	12	0	0	2	0	27
TEAM				3				1			
Totals	**26-56**	**12-24**	**5-12**	**27**	**18**	**69**	**14**	**3**	**9**	**4**	**200**

Score by Periods	1st	2nd	Total
Richmond	32	37	69
Vanderbilt	35	31	66

FG Percentage: VU 50.0, UR 46.4; **3FG Percentage:** VU 46.2, UR 50.0;
FT Percentage: VU 60.9, UR 41.7
Tournament Seeds: Vanderbilt 5, Richmond 12

Murray St. 66, Vanderbilt 65

West Regional, First Round
March 18, 2010 • San Jose, Calif.

Vanderbilt	fg-a	3-a	ft-a	o-d-t	pf	tp	a	to	b	s	m
Walker	2-9	0-0	2-2	2-1-3	2	6	6	0	0	2	32
Taylor	3-7	0-0	3-7	1-5-6	4	9	2	1	0	0	21
Ogilvy	4-7	0-0	4-6	2-4-6	3	12	0	2	1	0	20
Beal	3-5	2-4	4-4	0-1-1	2	12	2	3	2	1	39
Jenkins	5-10	2-3	1-2	0-4-4	2	13	2	0	0	1	36
Tinsley	2-4	0-1	2-2	0-1-1	0	6	1	0	0	0	17
Ezeli	2-2	0-0	0-2	1-3-4	2	4	1	3	1	0	19
Goulbourne	1-5	0-3	1-2	0-0-0	0	3	1	0	0	0	10
McClellan	0-1	0-1	0-0	0-0-0	0	0	0	1	0	0	2
Tchiengang	0-0	0-0	0-2	1-2-3	2	0	0	0	0	0	4
Team				3-2-5							
Totals	**22-50**	**4-12**	**17-29**	**10-23-33**	**17**	**65**	**15**	**10**	**4**	**4**	**200**

Murray St.	fg-a	3-a	ft-a	o-d-t	pf	tp	a	to	b	s	m
Thomas	5-12	1-3	0-1	1-5-6	1	11	1	2	3	3	29
Aska	3-7	0-0	0-0	0-1-1	4	6	0	2	0	0	19
Easley	1-5	0-0	0-0	1-2-3	5	2	0	0	0	0	13
Miles	5-9	2-4	5-5	0-6-6	1	17	1	1	0	0	33
Jenkins	6-14	2-5	0-0	1-3-4	2	14	5	2	0	0	34
Daniel	1-3	0-0	3-8	5-1-6	1	5	1	0	0	0	15
Canaan	3-6	2-3	0-0	0-1-1	2	8	1	1	0	0	18
Poole	0-1	0-0	0-0	0-1-1	0	0	2	0	0	0	5
McClain	1-2	0-0	1-3	4-1-5	3	3	1	0	1	0	24
Long	0-1	0-0	0-0	1-0-1	1	0	1	1	0	1	6
Fotso	0-0	0-0	0-0	0-0-0	1	0	0	0	0	0	4
Team				2-3-5				2			
Totals	**25-60**	**7-15**	**9-17**	**15-24-39**	**21**	**66**	**13**	**11**	**4**	**4**	**200**

Score by Periods	1st	2nd	Total
Murray State	36	30	66
Vanderbilt	32	33	65

FG Percentage: MSU: 41.7, VU: 44.0; **3FG Percentage:** MSU: 46.7, VU: 33.3;
FT Percentage: MSU: 52.9, VU: 58.6
Tournament Seeds: Vanderbilt 4, Richmond 13

Siena 83, Vanderbilt 62

Midwest Regional, First Round
March 21, 2008 • Tampa, Fla.

Vanderbilt	fg-a	3-a	ft-a	o-d-t	pf	tp	a	to	b	s	m
Foster	6-14	1-5	0-0	0-6-6	4	13	1	2	0	2	34
Neltner	4-6	0-0	2-2	1-3-4	2	10	3	2	0	1	29
Ogilvy	7-15	0-0	4-8	4-2-6	3	18	2	4	0	0	29
Beal	0-4	0-3	0-0	0-1-1	3	0	5	1	0	1	19
Gordon	2-8	2-7	0-0	1-1-2	2	6	0	2	0	1	30
Metcalfe	1-2	0-0	0-0	0-0-0	0	2	0	0	0	0	4
Bell	2-4	1-3	0-0	0-0-0	0	5	0	1	0	0	13
Cole	0-1	0-1	0-0	0-0-0	0	0	0	0	0	0	1
McClellan	0-0	0-0	2-2	1-0-1	2	2	0	0	0	1	8
Graham	3-3	0-0	0-0	1-1-2	1	6	0	3	0	2	10
Walker	0-3	0-0	0-0	4-2-6	2	0	1	1	0	0	18
Drake	0-1	0-1	0-0	1-0-1	0	0	0	0	0	1	4
Duffy	0-0	0-0	0-0	0-0-0	0	0	0	0	0	0	1
Team				1-1-2	1						
Totals	**25-61**	**4-20**	**8-12**	**14-17-31**	**20**	**62**	**12**	**16**	**0**	**9**	**200**

Siena	fg-a	3-a	ft-a	o-d-t	pf	tp	a	to	b	s	m
Duell	0-5	0-3	0-0	1-3-4	2	0	2	0	0	1	31
Ubiles	4-8	0-2	3-4	0-2-2	0	11	2	4	0	3	30
Franklin	3-4	0-0	4-5	1-3-4	4	10	1	2	0	1	22
Moore	3-8	1-4	4-4	1-5-6	0	11	6	6	0	2	35
Hasbrouk	9-14	2-5	10-10	1-3-4	1	30	3	2	0	2	33
De La Rosa	0-0	0-0	0-0	0-0-0	0	0	2	1	0	0	4
Fisher	6-6	6-6	1-2	0-1-1	0	19	0	0	0	0	18
Jackson	0-0	0-0	0-0	0-0-0	0	0	0	0	0	0	1
Rossiter	1-1	0-0	0-0	0-4-4	4	2	0	2	0	1	14
Magee	0-0	0-0	0-0	1-1-2	0	0	0	0	0	0	12
Team				0-2-2							
Totals	**26-46**	**9-20**	**22-25**	**5-24-29**	**11**	**83**	**16**	**17**	**0**	**10**	**200**

Score by Periods	1st	2nd	Total
Siena	46	37	83
Vanderbilt	34	28	62

FG Percentage: SC: 56.5, VU: 41.0; **3FG Percentage:** SC: 45.0, VU: 20.0;
FT Percentage: SC: 88.0, VU: 66.7;
Tournament Seeds: Vanderbilt 4, Siena 13

Vanderbilt 71, George Washington 44

East Regional, First Round
March 15, 2007 • Sacramento, Calif.

Vanderbilt	FG	3FG	FT	R	F	Pts	A	T	B	S	M
Byars	5-14	2-6	0-0	6	2	12	5	0	0	0	27
Neltner	1-2	0-0	0-0	2	2	2	2	1	0	0	17
Gordon	2-4	2-3	4-4	6	2	10	4	1	0	0	23
Cage	2-8	2-8	0-0	4	3	6	3	1	0	1	25
Foster	7-14	4-10	0-0	1	3	18	2	2	2	0	27
Beal	1-3	0-1	2-4	1	3	4	1	1	0	3	17
Rodriguez	0-0	0-0	1-2	0	0	1	1	1	0	0	2
Metcalfe	2-3	0-1	4-4	2	0	8	0	0	0	1	11
Hammond	0-0	0-0	0-0	1	1	0	0	0	0	0	4
Brown	1-3	0-0	0-0	2	1	2	0	2	0	1	16
Drake	3-6	2-2	0-0	3	2	8	3	2	0	0	16
Skuchas	2-4	0-0	2-2	6	3	6	1	0	1	0	15
TEAM				7							
Totals	**26-61**	**12-31**	**13-16**	**41**	**22**	**77**	**22**	**11**	**3**	**6**	**200**

G. Washington	FG	3FG	FT	R	F	Pts	A	T	B	S	M
Koundjiaf	0-3	0-1	7-10	5	3	7	1	1	0	0	24
Akingbade	2-5	0-0	1-4	9	3	5	0	3	1	0	22
Hollis	2-8	0-1	1-1	0	3	5	0	2	0	0	21
Elliott	2-9	0-2	4-4	2	0	8	1	3	1	1	27
Rice	1-9	1-5	0-0	3	1	3	1	1	0	0	27
King	4-6	1-2	0-0	5	3	9	2	2	1	1	30
Diggs	1-5	0-0	1-2	1	1	3	0	3	0	0	13
Del Favero	0-0	0-0	0-0	0	0	0	0	1	0	0	1
Opoku	0-0	0-0	1-4	2	0	1	0	1	1	0	9
Lee	0-0	0-0	0-0	0	1	0	1	0	0	0	3
Wilmore	1-2	1-2	0-0	1	0	3	0	1	1	1	17
Laplante	0-0	0-0	0-0	0	0	0	0	0	0	0	1
Green	0-1	0-1	0-0	1	1	0	0	2	0	0	5
TEAM				7							
Totals	**13-48**	**3-14**	**15-25**	**36**	**16**	**44**	**6**	**20**	**5**	**3**	**200**

Score by Periods	1st	2nd	Total
George Washington	20	24	44
Vanderbilt	45	32	77

FG Percentage: VU 42.6, GW 27.1; **3FG Percentage:** VU 38.7, GW 21.4;
FT Percentage: VU 81.3, GW 60.0
Tournament Seeds: Vanderbilt 6, George Washington 11

NCAA BOXSCORES

Vanderbilt 75, Wash. St. 74 (2OT)

East Regional, Second Round
March 17, 2007 • Sacramento, Calif.

Vanderbilt	FG	3FG	FT	R	F	Pts	A	T	B	S	M
Foster	8-17	1-7	3-3	6	4	20	1	4	0	2	42
Neltner	2-4	0-0	0-0	4	0	4	2	1	1	1	21
Gordon	4-6	2-4	2-5	4	1	12	2	4	0	0	37
Byars	9-20	5-9	4-4	5	4	27	2	5	1	3	45
Cage	3-10	2-7	3-4	7	1	11	4	0	0	1	49
Beal	0-1	0-0	0-0	0	0	0	2	0	0	2	13
Metcalfe	0-1	0-0	0-0	0	2	0	0	0	0	0	3
Brown	0-1	0-0	0-0	1	1	0	0	0	0	0	9
Drake	0-0	0-0	0-0	0	0	0	0	2	0	2	3
Skuchas	1-3	0-0	2-2	7	4	4	0	1	0	1	28
TEAM				5							
Totals	**27-63**	**10-27**	**14-18**	**39**	**17**	**78**	**13**	**17**	**2**	**12**	**250**

Washington St.	FG	3FG	FT	R	F	Pts	A	T	B	S	M
Cowgill	6-10	0-0	2-4	6	1	14	2	2	1	0	43
Clark	1-5	0-0	0-0	3	3	2	0	1	2	2	15
Low	8-16	3-9	2-2	2	1	21	3	2	0	2	48
Rochestie	1-7	0-3	0-0	4	3	2	3	5	0	2	36
Weaver	1-8	0-1	3-4	6	3	5	8	8	0	4	48
Matthews	2-3	1-2	0-0	0	1	5	0	1	0	0	8
Baynes	5-7	0-0	4-5	5	4	14	0	0	0	0	37
Harmeling	3-4	3-4	2-2	2	0	11	0	0	1	0	15
TEAM				8							
Totals	**27-60**	**7-19**	**13-17**	**36**	**16**	**74**	**16**	**19**	**4**	**10**	**250**

Score by Periods	1st	2nd	OT	OT2	Total
Vanderbilt	25	35	9	9	78
Washington State	33	27	9	5	74

FG Percentage: VU 42.9, WSU 45.0; **3FG Percentage:** VU 37.0, WSU 36.8;
FT Percentage: VU 77.8, WSU 76.5
Tournament Seeds: Vanderbilt 6, Washington State 3

Georgetown 66, Vanderbilt 65

East Regional, Regional Semifinal
March 23, 2007 • East Rutherford, N.J.

Vanderbilt	FG	3FG	FT	R	F	Pts	A	T	B	S	M
Byars	5-12	3-7	4-5	1	2	17	5	1	0	1	38
Foster	7-17	2-6	0-1	2	3	16	1	2	0	0	38
Neltner	2-2	0-0	4-6	6	1	8	3	1	1	1	34
Gordon	1-8	1-7	0-0	1	2	3	2	0	0	0	27
Cage	4-10	3-7	6-6	7	2	17	4	0	2	3	38
Beal	1-1	0-0	0-0	1	1	2	2	0	1	0	13
Brown	0-0	0-0	0-0	0	1	0	0	0	0	0	2
Skuchas	1-1	0-0	0-2	2	4	2	0	1	0	0	10
TEAM				6							
Totals	**21-51**	**9-27**	**14-20**	**26**	**16**	**65**	**17**	**5**	**4**	**5**	**200**

Georgetown	FG	3FG	FT	R	F	Pts	A	T	B	S	M
Summers	5-13	3-4	2-4	7	1	15	3	3	2	0	34
Green	7-11	0-2	1-1	4	3	15	3	1	0	1	40-
Hibbert	5-7	0-0	2-4	10	5	12	0	2	0	1	27
Wallace	3-8	2-5	0-0	3	1	8	4	0	0	0	33
Sapp	2-10	1-5	1-3	5	3	6	3	1	1	1	33
Rivers	0-0	0-0	0-0	1	0	0	0	0	0	0	8
Crawford	1-2	1-2	0-0	2	2	3	0	1	0	0	8
Ewing	2-5	1-1	2-2	3	3	7	1	3	0	0	17
TEAM				5							
Totals	**25-56**	**8-19**	**8-14**	**40**	**18**	**66**	**14**	**11**	**3**	**3**	**200**

Score by Periods	1st	2nd	Total
Vanderbilt	32	33	65
Georgetown	24	42	66

FG Percentage: VU 41.2, GU 44.6; **3FG Percentage:** VU 33.3, GU 42.1;
FT Percentage: VU 70.0, GU 57.1
Tournament Seeds: Vanderbilt 6, Georgetown 2

Vanderbilt 71, Western Michigan 58

Phoenix Regional, First Round
March 19, 2004 • Orlando, Fla.

Vanderbilt	FG	3FG	FT	R	F	Pts	A	T	B	S	M
Freije	4-9	2-5	3-5	8	1	13	3	2	0	0	30
Smith	2-2	1-1	0-0	3	4	5	3	0	1	2	22
Przybyszewski	3-5	1-1	0-3	2	1	7	1	0	1	0	21
Moore	10-16	6-8	0-0	1	3	26	2	2	0	3	31
Lakey	0-3	0-2	2-4	4	2	2	4	5	0	2	30
Holwerda	0-0	0-0	0-0	1	1	0	0	3	0	0	7
Payton	1-1	0-0	0-0	0	0	2	0	1	0	0	6
Cage	1-3	1-2	0-0	1	0	3	0	1	0	0	6
Hundley	1-2	0-0	3-4	4	0	5	2	2	1	1	20
Terrell	3-4	0-0	0-2	4	2	6	1	1	2	1	23
Schnedlitz	1-1	0-0	0-0	1	0	2	0	0	0	0	1
Skuchas	0-0	0-0	0-0	0	1	0	0	0	0	0	3
Team				4							
Totals	**26-46**	**11-19**	**8-18**	**33**	**15**	**71**	**16**	**17**	**5**	**9**	**200**

W. Michigan	FG	3FG	FT	R	F	Pts	A	T	B	S	M
Snider	1-9	0-4	3-4	9	3	5	6	0	0	5	34
Williams	10-20	0-2	4-6	3	4	24	1	6	0	2	35
Kann	3-6	0-0	1-2	6	5	7	0	0	0	1	30
Willis	1-2	1-2	0-0	2	0	3	1	2	0	1	18
Reed	4-13	0-5	2-2	10	2	10	1	2	0	1	36
Berry	1-5	1-4	2-2	0	1	5	0	1	0	2	28
Rost	1-3	0-1	0-0	3	4	2	1	1	1	1	12
Madison	1-5	0-1	0-0	0	0	2	0	0	0	0	6
Bronson	0-0	0-0	0-0	0	0	0	0	0	0	0	1
Team				3							
Totals	**22-63**	**2-19**	**12-16**	**36**	**19**	**58**	**10**	**12**	**1**	**13**	**200**

Score by Periods	1st	2nd	Total
Western Michigan	34	24	58
Vanderbilt	31	40	71

FG Percentage: VU 57, WM 35; **3FG Percentage:** VU 58, WM 11;
FT Percentage: VU 44, WM 75
Tournament Seeds: Vanderbilt 6, Western Michigan 11

Vanderbilt 75, #15 N.C. St. 73

Phoenix Regional, Second Round
March 21, 2004 • Orlando, Fla.

Vanderbilt	FG	3FG	FT	R	F	Pts	A	T	B	S	M
Freije	8-15	4-8	11-11	3	1	31	0	0	0	0	38
Smith	3-7	1-4	3-3	4	3	10	3	3	0	1	32
Przybyszewski	4-7	2-4	3-4	3	2	13	2	0	1	1	26
Moore	6-12	3-5	1-1	6	2	16	1	0	0	1	26
Lakey	0-1	0-1	1-2	5	1	1	7	2	0	0	32
Holwerda	0-0	0-0	0-0	0	1	0	1	2	0	0	7
Cage	0-2	0-2	0-0	1	1	0	0	0	0	0	9
Hundley	2-3	0-1	0-0	2	1	4	1	0	1	1	17
Terrell	0-2	0-0	0-0	1	1	0	0	1	0	0	13
TEAM				2							
Total	**23-49**	**10-25**	**19-21**	**27**	**13**	**75**	**15**	**8**	**2**	**4**	**200**

N.C. State	FG	3FG	FT	R	F	Pts	A	T	B	S	M
Evtimov	10-13	5-8	3-4	5	3	28	4	0	0	0	37
Melvin	3-13	3-10	2-2	4	2	11	2	2	1	0	34
Collins	0-2	0-2	0-0	4	3	0	4	2	0	0	26
Atsur	6-14	2-7	0-0	8	3	14	2	0	0	1	33
Hodge	5-11	0-1	1-2	6	5	11	1	1	0	0	36
O'Donnell	0-0	0-0	0-0	0	0	0	0	0	0	0	1
Bennerman	0-0	0-0	0-0	1	2	0	0	1	0	0	13
Watkins	3-4	3-3	0-0	0	2	9	0	0	0	0	21
Team				3							
Total	**27-57**	**13-31**	**6-8**	**31**	**20**	**73**	**13**	**6**	**1**	**1**	**200**

Score by Periods	1st	2nd	Total
Vanderbilt	31	44	75
North Carolina State	28	45	73

FG Percentage: VU 47, NCSU 47; **3FG Percentage:** VU 40, NCSU 42;
FT Percentage: VU 91, NCSU 75
Tournament Seeds: Vanderbilt 6, N.C. State 3

Connecticut 73, Vanderbilt 53

Phoenix Regional, Regional Semifinal
March 25, 2004 • Phoenix, Ariz.

Vanderbilt	FG	3FG	FT	R	F	Pts	A	T	B	S	M
Przybyszewski	3-7	2-4	0-0	3	1	8	1	1	0	0	24
Freije	3-18	0-6	2-4	4	1	8	1	3	0	0	33
Lakey	1-5	0-2	0-0	1	3	2	1	1	0	2	25
Moore	4-9	2-4	2-2	1	1	12	1	1	0	4	33
Smith	4-9	3-6	1-2	0	1	12	0	2	0	1	29
Holwerda	1-1	0-0	0-0	0	1	2	0	0	0	0	5
Payton	2-2	0-0	0-0	1	1	4	1	1	0	0	12
Cage	0-1	0-1	0-0	0	0	0	0	0	0	0	2
Hundley	1-1	1-1	0-0	1	0	3	2	0	0	1	14
Terrell	1-2	0-0	0-0	6	4	2	4	2	0	0	19
Skuchas	0-2	0-0	0-0	0	1	0	0	0	0	0	4
Team				4							
Total	**20-57**	**8-24**	**5-8**	**21**	**14**	**53**	**11**	**11**	**0**	**8**	**200**

Connecticut	FG	3FG	FT	R	F	Pts	A	T	B	S	M
Boone	4-6	0-0	0-0	4	2	8	0	1	1	2	28
Anderson	5-11	3-8	2-2	6	0	15	3	6	1	1	34
Okafor	4-7	0-0	4-6	11	3	12	0	4	0	2	32
Gordon	7-16	3-9	3-3	9	1	20	5	2	0	0	39
Brown	4-7	0-0	4-4	5	0	12	5	4	0	1	36
Swaller	0-0	0-0	0-0	0	1	0	0	0	0	0	2
Villanueva	2-3	0-0	0-0	2	1	4	0	0	0	0	9
Armstrong	1-1	0-0	0-0	3	1	2	1	0	2	0	13
Brown	0-0	0-0	0-0	1	1	0	0	1	0	0	7
Team			3								
Total	**27-51**	**6-17**	**13-15**	**44**	**10**	**73**	**14**	**18**	**4**	**6**	**200**

Score by Periods	1st	2nd	Total
Vanderbilt	31	44	75
North Carolina State	28	45	73

FG Percentage: VU 35, UC 53; **3FG Percentage:** VU 33, UC 35;
FT Percentage: VU 63, UC 87
Tournament Seeds: Vanderbilt 6, Connecticut 1

Xavier 80, Vanderbilt 68

Midwest Regional, First Round
March 13, 1997 • Auburn Hills, Mich.

Vanderbilt	FG	3FG	FT	R	F	Pts	A	T	B	S	M
Di Spaltro	2-4	0-0	1-2	5	5	5	0	4	1	0	28
Whitehead	2-11	0-5	4-6	6	2	8	2	4	0	1	36
Bates	9-16	0-0	3-6	7	4	21	2	1	0	1	38
Pride	0-1	0-1	1-2	0	1	1	0	0	0	0	9
Maddux	6-15	4-11	0-0	2	4	16	3	5	0	5	40
Strong	0-0	0-0	0-0	1	1	0	0	1	0	1	3
Prater	4-5	3-3	0-1	3	1	11	6	5	0	0	32
Langhi	2-3	1-1	1-2	2	0	6	0	1	1	0	14
Totals	**25-55**	**8-21**	**10-19**	**33**	**18**	**68**	**13**	**21**	**2**	**8**	**200**

Xavier	FG	3FG	FT	R	F	Pts	A	T	B	S	M
Johnson	2-5	0-0	0-1	9	4	4	4	3	1	2	35
Williams	6-15	0-1	4-5	6	2	16	5	0	0	1	34
Braggs	4-9	0-0	1-2	7	5	9	3	1	0	1	23
Brown	6-12	1-4	0-0	1	2	13	1	3	0	1	33
Lumpkin	6-13	2-6	2-2	3	2	16	1	4	0	1	34
Anderson	0-0	0-0	0-0	1	1	0	2	4	0	6	14
Posey	7-10	0-2	8-8	8	2	22	1	1	1	4	27
Totals	**31-64**	**3-13**	**15-18**	**39**	**19**	**80**	**9**	**18**	**2**	**9**	**200**

Score by Periods	1st	2nd	Total
Vanderbilt	33	35	68
Xavier	38	42	80

FG Percentage: VU 46, XU 48; **3FG Percentage:** VU 38, XU 23;
FT Percentage: VU 53, SC 83
Tournament Seeds: Vanderbilt 10, Xavier 7

NCAA BOXSCORES

Vanderbilt 92, Boise St. 72

West Regional, First Round
March 18, 1993 • Salt Lake City, Utah

Vanderbilt	FG	3FG	FT	R	F	Pts	A	T	B	S	M
Elder	5-6	1-1	3-3	3	5	14	2	1	0	0	18
Anglin	3-7	1-4	5-7	3	0	12	4	1	0	1	31
Lawson	6-11	0-0	4-4	8	1	16	1	3	1	0	27
McCaffrey	8-13	4-5	6-7	4	2	26	3	3	0	0	30
McMahan	2-5	2-3	2-2	2	2	8	3	2	0	1	19
Beth	0-1	0-1	2-2	1	1	2	1	0	0	0	5
Seckar	2-4	2-2	0-0	2	1	6	3	2	0	3	21
Sheron	0-3	0-2	0-0	1	0	0	0	0	0	0	5
Milburn	0-0	0-0	0-0	2	1	0	0	1	0	0	15
Hall	3-6	0-0	0-0	5	4	6	2	2	1	2	22
Woods	0-0	0-0	2-2	0	1	2	0	0	0	1	7
Totals	**29-56**	**10-18**	**24-27**	**31**	**18**	**92**	**19**	**15**	**2**	**8**	**200**

Boise State	FG	3FG	FT	R	F	Pts	A	T	B	S	M
Morris	2-8	0-3	1-2	3	2	5	2	7	0	3	22
Bellamy	0-1	0-0	0-0	1	1	3	0	0	0	0	6
Beard	4-7	0-0	7-9	7	3	15	1	2	1	0	27
Woods	4-9	1-3	2-2	4	1	11	2	4	0	0	26
Vaughn	3-9	2-6	0-0	0	3	8	3	3	0	2	28
Speed	1-4	0-1	3-4	2	3	5	2	0	0	2	19
Tolman	0-2	0-2	0-0	2	0	0	2	0	0	0	4
Archibald	2-5	0-2	2-3	2	3	6	4	4	0	1	26
Bertch	0-0	0-0	0-0	0	0	0	0	0	0	0	1
Williams	7-11	0-0	1-1	9	1	15	0	1	0	0	29
Coker	3-4	0-0	1-1	4	2	7	1	0	2	0	11
Totals	**26-60**	**3-17**	**17-22**	**36**	**21**	**72**	**17**	**21**	**3**	**8**	**200**

Score by Periods	1st	2nd	Total
Boise State	27	45	72
Vanderbilt	35	57	92

FG Percentage: VU 52, BS 43; **3-Point FG Percentage:** VU 56, BS 18;
FT Percentage: VU 80, BS 77;
Tournament Seeds: Vanderbilt 3, Boise State 14

Vanderbilt 85, Illinois 68

West Regional, Second Round
March 20, 1993 • Salt Lake City, Utah

Vanderbilt	FG	3FG	FT	R	F	Pts	A	T	B	S	M
Elder	2-5	1-3	0-0	2	2	5	4	5	0	1	35
Anglin	2-6	0-2	3-7	9	1	7	3	1	0	0	38
Lawson	6-7	1-2	3-5	6	3	16	3	3	0	2	30
McCaffrey	10-17	4-10	5-5	1	2	29	4	3	0	2	34
McMahan	6-8	4-5	5-6	3	2	21	2	1	1	0	21
Beth	0-0	0-0	0-0	0	0	0	0	0	0	0	1
Seckar	0-3	0-2	0-0	2	0	0	2	1	0	0	19
Sheron	0-0	0-0	0-0	0	0	0	0	0	0	0	1
Milburn	0-0	0-0	0-0	0	1	0	0	0	0	0	4
Hall	3-5	0-0	1-2	4	2	7	1	1	1	0	17
Woods	0-0	0-0	0-0	0	0	0	0	0	0	0	2
Totals	**29-51**	**10-24**	**17-25**	**30**	**13**	**85**	**19**	**15**	**2**	**5**	**200**

Illinois	FG	3FG	FT	R	F	Pts	A	T	B	S	M
Bennett	6-10	0-0	0-0	5	2	12	0	2	0	1	30
Kaufmann	2-10	1-5	0-0	2	5	5	3	3	0	0	28
Thomas	5-6	0-0	3-6	8	3	13	2	3	1	0	36
Clemons	8-12	1-1	1-2	4	3	18	3	1	0	0	29
Keene	5-16	1-11	0-0	1	2	11	3	2	0	3	25
Harris	0-1	0-1	0-0	1	0	0	0	0	0	0	3
Taylor	0-0	0-0	0-0	0	2	0	0	0	0	0	7
Michael	1-1	1-1	0-0	2	1	3	0	0	0	0	7
Davidson	1-1	0-0	0-0	2	0	2	1	0	0	0	8
Wheeler	1-6	0-4	2-2	4	3	4	2	3	0	1	27
Totals	**29-63**	**4-23**	**6-10**	**32**	**21**	**68**	**16**	**14**	**1**	**5**	**200**

Score by Periods	1st	2nd	Total
Illiniois	28	40	68
Vanderbilt	39	46	85

FG Percentage: VU 57, UI 46; **3-Point FG Percentage:** VU 42, UI 17;
FT Percentage: VU 68, UI 60;
Tournament Seeds: Vanderbilt 3, Illinois 6

Temple 67, Vanderbilt 59

West Regional, Regional Semifinal
March 26, 1993 • Seattle, Wash.

Vanderbilt	FG	3FG	FT	R	F	Pts	A	T	B	S	M
Elder	5-6	1-2	1-1	7	2	12	5	3	0	1	31
Anglin	1-3	1-3	0-0	1	1	3	4	3	0	0	33
Lawson	2-4	0-0	0-0	5	4	4	4	5	0	0	33
McCaffrey	7-15	3-7	0-0	3	3	17	2	4	0	0	32
McMahan	7-11	7-11	0-0	3	1	21	2	1	0	1	33
Hall	1-2	0-0	0-0	3	3	2	0	1	1	0	20
Seckar	0-3	0-3	0-0	0	1	0	1	1	0	1	10
Milburn	0-0	0-0	0-0	2	1	0	0	0	0	1	8
Totals	**23-44**	**12-26**	**1-1**	**24**	**16**	**59**	**18**	**18**	**2**	**3**	**200**

Temple	FG	3FG	FT	R	F	Pts	A	T	B	S	M
Jones	13-23	0-4	0-0	5	1	26	2	1	0	2	40
Battie	4-8	0-0	4-4	10	2	12	0	1	0	3	37
Cunningham	0-1	0-0	0-0	1	0	0	0	0	0	1	14
Brunson	3-8	0-3	3-5	3	3	9	1	0	0	2	40
McKie	6-17	1-3	1-3	4	3	14	2	3	1	4	40
Ivey	3-5	0-0	0-1	2	0	6	0	1	0	1	29
Totals	**29-62**	**1-10**	**8-13**	**30**	**9**	**67**	**5**	**6**	**1**	**13**	**200**

Score by Periods	1st	2nd	Total
Temple	18	49	67
Vanderbilt	24	35	59

FG Percentage: VU 52, TU 57; **3-Point FG Percentage:** VU 46, TU 10;
FT Percentage: VU 100, TU 62;
Tournament Seeds: Vanderbilt 3, Temple 7

Georgetown 70, Vanderbilt 60

West Regional
First Round
March 15, 1991 • Tucson, Ariz.

Vanderbilt	FG	3FG	FT	R	F	Pts	A	T	B	S	M
Elder	2-6	0-0	2-2	4	3	6	4	3	0	2	33
Mayes	2-8	1-4	3-4	5	5	8	1	1	0	0	32
Grant	3-7	0-0	1-1	2	5	7	0	2	1	2	21
Anglin	1-4	0-2	0-0	2	4	2	2	2	0	0	28
Draud	6-16	5-12	5-6	1	2	22	0	0	0	1	32
Milholland	4-8	0-1	0-0	2	3	8	0	2	0	0	21
Maloney	2-5	1-3	0-0	2	1	5	4	1	0	2	23
Daunic	0-0	0-0	0-0	0	1	0	0	0	0	0	4
Beth	0-0	0-0	0-0	1	1	0	0	0	0	0	3
Benjamin	1-2	0-0	0-0	2	0	2	0	0	0	0	3
Totals	**21-56**	**7-22**	**11-13**	**22**	**25**	**60**	**11**	**11**	**1**	**7**	**200**

Georgetown	FG	3FG	FT	R	F	Pts	A	T	B	S	M
Churchwell	2-8	0-0	0-0	3	2	4	5	1	0	1	28
Mourning	7-9	0-0	9-10	8	4	23	3	2	3	1	26
Mutombo	4-8	0-0	6-7	12	2	14	1	5	3	1	38
Brown	6-10	1-2	1-1	7	1	14	4	4	0	1	39
Harrison	4-9	0-2	1-2	3	0	9	0	2	0	0	22
Morgan	0-0	0-0	1-2	3	2	1	1	2	0	0	16
Thompson	0-3	0-0	0-0	1	0	0	1	0	1	1	15
Kelly	2-2	0-0	1-2	0	1	5	0	1	0	0	16
Totals	**25-49**	**1-4**	**19-24**	**39**	**12**	**70**	**15**	**17**	**7**	**5**	**200**

Score by Periods	1st	2nd	Total
Vanderbilt	25	35	60
Georgetown	35	35	70

FG Percentage: VU 38, GT 51; **3FG Percentage:** VU 32, GT 25;
FT Percentage: VU 85, GT 79
Tournament Seeds: Vanderbilt 9, Georgetown 8

Notre Dame 81, Vanderbilt 65

East Regional
First Round
March 17, 1989 • Providence, R.I.

Vanderbilt	FG	3FG	FT	R	F	Pts	A	T	B	S	M
Booker	3-10	1-3	1-2	1	2	8	1	2	0	1	33
Reid	2-4	0-0	3-3	1	2	7	0	0	0	2	32
Kornet	8-14	0-0	1-5	4	4	17	2	1	0	0	33
Wilcox	4-10	1-2	0-0	2	3	9	4	4	0	1	38
Goheen	4-7	1-1	9-9	5	1	18	3	2	0	2	36
Mayes	0-1	0-0	0-0	4	1	0	1	0	0	0	9
Grant	0-0	0-0	0-0	2	0	0	0	0	0	0	7
Ballestra	1-4	0-0	2-2	2	0	4	1	1	1	0	8
Wheat	0-0	0-0	0-0	1	1	0	0	0	0	0	2
Benjamin	1-1	0-0	0-0	0	0	2	0	0	0	0	1
Milholland	0-1	0-0	0-0	0	0	0	0	0	0	0	1
Totals	**23-52**	**3-6**	**16-21**	**24**	**14**	**65**	**12**	**10**	**1**	**6**	**200**

Notre Dame	FG	3FG	FT	R	F	Pts	A	T	B	S	M
Ellis	8-14	0-0	1-1	18	4	17	1	2	3	0	25
Jackson	6-19	2-6	2-2	4	1	16	6	1	0	1	35
Robinson	3-6	0-0	2-4	8	1	8	0	2	0	0	32
Singleton	2-2	0-0	2-2	2	4	6	7	0	0	1	33
Bennett	3-5	0-0	2-2	1	2	8	2	2	0	1	26
Fredrick	8-12	4-4	0-2	3	2	20	3	1	1	0	19
Tower	1-1	0-0	0-0	1	4	2	0	1	0	1	15
Sweet	1-1	0-0	0-0	0	0	2	1	0	0	0	6
Paddock	1-2	0-0	0-0	0	0	0	0	0	0	0	1
Adkins	0-0	0-0	0-0	0	0	0	0	0	0	0	1
Crawford	0-1	0-0	0-0	0	0	0	0	0	0	0	1
Totals	**33-63**	**6-10**	**9-13**	**39**	**19**	**81**	**20**	**9**	**4**	**5**	**200**

Score by Periods	1st	2nd	Total
Notre Dame	34	47	81
Vanderbilt	30	35	65

FG Percentage: VU 44, ND 52, **3FG Percentage:** VU 50, ND 60,
FT Percentage: VU 76, ND 69
Tournament Seeds: Vanderbilt 8, Notre Dame 9

Vanderbilt 80, Utah St. 77

Midwest Regional
First Round
March 18, 1988 • Lincoln, Neb.

Vanderbilt	FG	3FG	FT	R	F	Pts	A	T	B	S	M
Kornet	10-13	0-0	0-0	10	2	20	3	1	0	1	35
Reid	1-6	0-0	2-2	8	2	4	1	3	0	0	23
Perdue	9-18	0-0	2-2	11	4	20	5	3	0	0	38
Booker	3-11	2-8	0-0	5	3	8	2	2	0	2	30
Goheen	5-6	1-1	3-3	3	0	14	8	3	1	0	28
Mays	0-1	0-1	2-2	6	1	2	1	2	0	0	12
Grant	0-0	0-0	0-0	1	2	0	0	1	0	0	4
Wilcox	1-2	0-0	2-4	0	2	4	2	1	0	0	10
Draud	3-8	2-4	0-0	0	2	8	2	0	0	0	20
Totals	**32-65**	**5-14**	**11-13**	**47**	**18**	**80**	**24**	**16**	**1**	**3**	**200**

Utah State	FG	3FG	FT	R	F	Pts	A	T	B	S	M
Conway	5-11	0-0	4-9	12	3	14	1	4	0	0	36
Pete	3-6	0-0	2-2	3	2	8	0	0	2	0	25
Houskeeper	4-5	0-0	3-5	4	2	11	0	0	0	0	29
Nixon	6-13	1-2	2-4	6	1	15	7	1	0	4	40
Newey	3-15	3-12	0-0	0	3	9	3	2	0	0	34
Anderson	6-13	2-7	4-6	3	2	18	6	1	0	1	27
Judkins	1-2	0-1	0-0	3	1	2	2	1	0	0	9
Totals	**28-65**	**6-22**	**15-26**	**34**	**14**	**77**	**19**	**9**	**2**	**5**	**200**

Score by Periods	1st	2nd	Total
Utah State	28	49	77
Vanderbilt	38	42	80

FG Percentage: VU 49, US 43; **3FG Percentage:** VU 33, US 27;
FT Percentage: VU 85, US 58
Tournament Seeds: Vanderbilt 7, Utah State 10

NCAA BOXSCORES

Vanderbilt 80, Pittsburgh 74 (OT)

Midwest Regional, Second Round
March 20, 1988 • LIncoln, Neb.

Vanderbilt	FG	3FG	FT	R	F	Pts	A	T	B	S	M
Kornet	2-7	0-0	0-1	2	4	4	2	0	0	2	40
Reid	5-11	0-0	2-2	4	0	12	1	0	0	0	37
Perdue	6-11	0-0	3-5	5	5	15	4	1	1	0	36
Booker	6-9	3-6	1-2	5	1	16	1	2	0	0	37
Goheen	6-13	2-3	8-9	5	2	22	3	1	0	2	33
Mays	2-3	2-2	0-0	2	1	6	1	0	0	0	17
Draud	1-3	1-3	2-2	0	0	5	4	1	0	0	16
Grant	0-1	0-0	0-0	0	1	0	0	1	0	0	4
Wilcox	0-1	0-1	0-0	1	0	0	1	0	0	1	5
Totals	**28-59**	**8-15**	**16-21**	**27**	**14**	**80**	**17**	**6**	**1**	**5**	**225**

Pittsburgh	FG	3FG	FT	R	F	Pts	A	T	B	S	M
Gore	6-14	1-2	1-1	4	4	14	3	6	0	2	34
Lane	3-5	0-1	2-4	20	3	8	5	6	0	1	44
Smith	7-18	0-1	7-8	10	5	21	1	2	1	0	38
Miller	2-7	1-4	2-2	0	3	7	7	1	0	0	45
Porter	6-10	2-4	0-0	2	1	14	1	0	0	1	26
Matthews	2-3	2-3	2-2	1	2	8	1	0	0	0	15
Bailey	0-0	0-0	0-0	0	0	0	0	0	0	0	3
Totals	**26-58**	**6-15**	**16-19**	**42**	**21**	**74**	**18**	**15**	**1**	**4**	**225**

Score by Periods	1st	2nd	OT	Total
Vanderbilt	34	35	11	80
Pittsburgh	34	35	5	74

FG Percentage: VU 48, UP 45; **3-Point FG Percentage:** VU 53, UP 45;
FT Percentage: VU 76, UP 84;
Tournament Seeds: Vanderbilt 7, Pittsburgh 2

Kansas 77, Vanderbilt 64

Midwest Regional, Regional Semifinal
March 25, 1988 • Pontiac, Mich.

Vanderbilt	FG	3FG	FT	R	F	Pts	A	T	B	S	M
Kornet	2-5	0-0	0-0	7	2	4	4	5	0	2	29
Reid	1-5	0-0	0-0	5	0	2	1	0	0	0	23
Perdue	7-13	0-0	2-3	8	5	16	1	1	2	0	36
Booker	8-16	6-13	0-0	3	1	22	3	2	1	0	33
Goheen	1-7	0-2	1-2	0	3	3	4	2	0	1	31
Draud	1-3	1-3	1-2	0	4	4	2	1	0	1	13
Mays	0-1	0-1	0-0	0	0	0	2	0	0	0	9
Wilcox	3-4	1-1	0-0	2	2	7	0	3	0	2	11
Grant	1-2	0-0	2-2	0	1	4	0	1	0	0	14
Benjamin	1-1	0-0	0-0	1	0	2	0	0	0	0	1
Totals	**25-57**	**8-20**	**6-9**	**26**	**18**	**64**	**17**	**15**	**3**	**6**	**200**

Kansas	FG	3FG	FT	R	F	Pts	A	T	B	S	M
Piper	3-5	0-0	2-2	10	2	8	2	2	0	1	33
Guelder	1-2	0-0	0-0	2	2	2	7	1	0	1	22
Manning	16-29	2-3	4-7	5	2	38	1	5	1	1	29
Pritchard	5-6	1-1	0-2	1	3	11	5	2	1	1	33
Newton	2-7	0-0	0-0	7	2	4	1	1	1	0	23
Barry	2-4	0-1	4-6	3	0	8	3	0	0	0	26
Maddox	0-0	0-0	4-4	0	2	4	1	1	0	0	7
Harris	0-3	0-0	0-0	6	0	0	1	0	0	1	22
Normore	0-0	0-0	0-0	1	0	0	0	0	0	0	3
Minor	0-0	0-0	0-0	0	1	0	0	0	0	0	1
Mattox	1-1	0-0	0-0	0	0	2	0	0	0	1	1
Totals	**30-57**	**3-5**	**14-21**	**36**	**14**	**77**	**21**	**12**	**3**	**6**	**200**

Score by Periods	1st	2nd	Total
Vanderbilt	29	35	64
Kansas	41	36	77

FG Percentage: VU 44, KU 53; **3FG Percentage:** VU 40, KU 50;
FT Percentage: VU 67, KU 67
Tournament Seeds: Vanderbilt 7, Kansas 6

Marquette 69, Vanderbilt 61

Mideast Regional, Regional Semifinal
March 14, 1974 • Tuscaloosa, Ala.

Vanderbilt	FG	3FG	FT	R	F	Pts	A	T	B	S	M
Fosnes	6-15	-	2-2	4	2	14	0	1	1	2	39
Ford	5-8	-	3-4	1	3	13	3	2	0	0	40
Feher	3-12	-	4-4	4	2	10	0	2	0	1	37
van Breda Kolff	2-5	-	4-4	10	3	8	3	3	1	0	40
Compton	4-13	-	4-4	5	2	12	0	2	0	1	34
Fowler	0-2	-	4-4	0	3	4	0	0	0	0	7
Ligon	0-2	-	0-0	2	0	0	0	0	0	0	3
Totals	**20-57**	**-**	**21-22**	**29**	**15**	**61**	**6**	**10**	**2**	**4**	**200**

Marquette	FG	3FG	FT	R	F	Pts	A	T	B	S	M
Lucas	5-18	-	5-6	11	1	15	3	1	1	0	39
Walton	5-5	-	4-4	2	3	14	4	3	0	0	39
Ellis	7-10	-	2-2	9	2	16	1	0	1	1	35
Tatum	7-10	-	0-0	5	5	14	1	2	2	1	23
Wash'ton	2-6	-	0-0	3	2	4	0	4	0	0	23
Delsman	0-0	-	0-0	1	1	0	1	0	0	0	5
Daniels	2-3	-	2-2	0	2	4	0	1	0	1	12
Campbell	0-2	-	0-0	3	2	4	1	1	0	0	20
Others	0-0	-	0-0	0	0	0	0	0	0	0	1
Totals	**28-54**	**-**	**13-14**	**36**	**18**	**69**	**11**	**12**	**4**	**3**	**200**

Score by Periods	1st	2nd	Total
Marquette	40	29	69
Vanderbilt	30	31	61

FG Percentage: VU 35, MU 52; **FT Percentage:** VU 96, MU 93
Tournament Seeds: None
Tournament Notes: 25-team field; Vanderbilt received a first-round bye.

Notre Dame 118, Vanderbilt 88

Mideast Regional
Regional Third Place
March 16, 1974 • Tuscaloosa, Ala.

Vanderbilt	FG	3FG	FT	R	F	Pts	A	T	B	S	M
Fowler	6-14	-	0-0	5	2	12	2	2	0	0	21
Feher	1-7	-	2-2	5	3	4	1	0	0	0	26
van Breda Kolff	2-6	-	2-2	5	2	6	6	1	3	0	31
Ford	4-12	-	1-4	2	0	9	2	0	0	1	32
Fosnes	9-15	-	2-3	10	3	20	1	3	1	1	31
Ligon	4-9	-	0-0	2	2	8	1	2	0	0	14
Compton	7-14	-	1-1	1	2	15	0	1	0	1	17
Chess	0-3	-	1-2	2	0	1	2	0	0	0	8
Moore	4-6	-	3-4	2	3	11	1	3	0	0	12
McSwain	0-0	-	2-2	0	2	2	0	0	0	0	1
Others	0-1	-	0-0	2	0	0	0	0	0	0	2
Totals	**37-88**	**-**	**14-20**	**40**	**19**	**88**	**16**	**12**	**4**	**3**	**200**

Notre Dame	FG	3FG	FT	R	F	Pts	A	T	B	S	M
Dantley	12-16	-	5-5	10	3	29	0	3	0	1	30
Novak	8-15	-	0-0	6	3	16	4	4	0	2	35
Shumate	11-14	-	8-8	7	4	30	1	4	2	1	35
Clay	3-4	-	0-0	3	0	6	8	1	0	0	28
Brokaw	8-12	-	4-4	5	1	20	5	0	1	1	33
Martin	0-1	-	0-0	3	1	0	1	1	0	1	12
Paterno	3-10	-	2-2	4	0	8	0	0	0	0	8
Crotty	3-4	-	0-0	2	4	6	0	0	1	0	5
Knight	3-4	-	0-0	2	4	6	0	0	1	0	5
Numicz	0-2	-	0-0	0	1	0	0	0	0	1	7
Schuckman	1-1	-	1-2	1	0	3	0	0	0	0	2
Totals	**49-82**	**-**	**20-21**	**48**	**19**	**118**	**20**	**13**	**4**	**7**	**200**

Score by Periods	1st	2nd	Total
Notre Dame	60	58	118
Vanderbilt	44	44	88

FG Percentage: VU 42, ND 60; **FT Percentage:** VU 70, ND 95
Tournament Seeds: None
Tournament Notes: 25-team field; Vanderbilt received a first-round bye.

Vanderbilt 83, DePaul (78) OT

Mideast Regional
Regional Semifinals
March 12, 1965 • Lexington, Ky.

Vanderbilt	FG	3FG	FT	R	F	Pts	A	T	B	S	M
Grace	4-9	-	33	4	5	7	-	-	-	-	-
Taylor	0-2	-	2-3	7	1	2	-	-	-	-	-
Lee	8-20	-	8-10	15	5	24	-	-	-	-	-
Thomas	7-10	-	44	6	0	18	-	-	-	-	-
Miller	5-13	-	6-10	1	1	16	-	-	-	-	-
Green	0-2	-	0-0	5	3	0	-	-	-	-	-
Gibbs	0-0	-	0-0	0	0	0	-	-	-	-	-
Calvert	6-8	-	0-1	4	3	12	-	-	-	-	-
Totals	**30-64**	**-**	**23-31**	**42**	**18**	**83**	**-**	**-**	**-**	**-**	**-**

DePaul	FG	3FG	FT	R	F	Pts	A	T	B	S	M
Palmer	10-18	-	8-11	19	5	28	-	-	-	-	-
Swanson	4-8	-	1-1	8	5	9	-	-	-	-	-
Mills	3-4	-	1-2	5	5	7	-	-	-	-	-
Murphy	9-25	-	3-4	7	2	21	-	-	-	-	-
Meyer	5-11	-	1-3	4	2	11	-	-	-	-	-
Flanagan	0-3	-	0-0	1	4	0	-	-	-	-	-
Birgells	1-3	-	0-0	2	1	2	-	-	-	-	-
Norris	0-3	-	0-0	1	0	0	-	-	-	-	-
Totals	32-75	-	14-21	47	24	78	-	-	-	-	-

Score by Periods	1st	2nd	OT	Total
Vanderbilt	39	37	7	83
DePaul	32	44	2	78

FG Percentage: VU 47, DU 43; **FT Percentage:** VU 74, DU 67
Tournament Seeds: None
Tournament Notes: 23-team field; Vanderbilt received a first-round bye.

Michigan 87, Vanderbilt 85

Mideast Regional
Regional Final
March 13, 1965 • Lexington, Ky.

Vanderbilt	FG	3FG	FT	R	F	Pts	A	T	B	S	M
Grace	2-4	-	3-5	12	4	7	-	-	-	-	-
Taylor	3-7	-	0-1	6	3	6	-	-	-	-	-
Lee	11-22	-	6-7	20	4	28	-	-	-	-	-
Thomas	9-18	-	3-3	3	5	21	-	-	-	-	-
Miller	8-16	-	1-2	3	0	17	-	-	-	-	-
Green	1-2	-	2-2	3	2	4	-	-	-	-	-
Gibbs	0-2	-	0-1	2	2	0	-	-	-	-	-
Calvert	1-2	-	0-0	0	3	2	-	-	-	-	-
Totals	**35-73**	**-**	**15-21**	**49**	**23**	**85**	**-**	**-**	**-**	**-**	**-**

Michigan	FG	3FG	FT	R	F	Pts	A	T	B	S	M
Tregoning	5-9	-	1-3	6	1	11	-	-	-	-	-
Darden	6-14	-	2-6	12	4	14	-	-	-	-	-
Buntin	11-25	-	4-7	14	5	26	-	-	-	-	-
Russell	9-19	-	8-10	8	2	26	-	-	-	-	-
Pomey	3-4	-	0-2	3	4	6	-	-	-	-	-
Myers	2-3	-	0-0	2	1	4	-	-	-	-	-
Dill	0-0	-	0-1	0	0	0	-	-	-	-	-
Totals	**36-74**	**-**	**15-29**	**45**	**17**	**87**	**-**	**-**	**-**	**-**	**-**

Score by Periods	1st	2nd	Total
Michigan	38	49	87
Vanderbilt	39	46	85

FG Percentage: VU 48, UM 49; **FT Percentage:** VU 71, UM 52
Tournament Seeds: None
Tournament Notes: 23-team field; Vanderbilt received a first-round bye.

NCAA TEAMS

2012 NCAA Tournament

The 2011-12 Vanderbilt Commodores. **Front Row (L-R):** *Jordan Smart, Lance Goulbourne, Jeffery Taylor, Festus Ezeli, Steve Tchiengang, Aaron Noll, Brad Tinsley*

Back Row: *James Siakam, John Jenkins, Rod Odom, Josh Henderson, Shelby Moats, Kedren Johnson, Kyle Fuller, Dai-Jon Parker*

2011 NCAA Tournament

The 2010-11 Vanderbilt Commodores. **Front Row (L-R):** *Lance Goulbourne, Andre Walker, Chris Meriwether, Darshawn McClellan, Joe Duffy, Brad Tinsley, Jeffery Taylor.* **Back Row (L-R):** *James Siakam, Jordan Smart, Rod Odom, Josh Henderson, Festus Ezeli, Steve Tchiengang, Aaron Noll, John Jenkins, Kyle Fuller*



2010 NCAA Tournament

The 2009-10 Vanderbilt Commodores. **Front Row (L-R):** *Lance Goulbourne, John Jenkins, Chris Meriwether, Jermaine Beal, Brad Tinsley, Jeffery Taylor, Elliott Cole.* **Back Row (L-R):** *Jordan Smart, Andre Walker, Joe Duffy, Festus Ezeli, A.J. Ogilvy, Steve Tchiengang, Darshawn McClellan, Aaron Noll.*

NCAA TEAMS



2008 NCAA Tournament

The 2007-08 Vanderbilt Commodores. Front Row (L-R): *King Rice, Brad Frederick, Alan Metcalfe, Alex Gordon, Shan Foster, Ross Neltner, Head coach Kevin Stallings, Tom Richardson, Dan Muller.* **Back Row (L-R):** *Manager Justin Murphy, manager Doug Browne, student trainer Chad Miles, trainer Shannon Gordon, Davis Nwankwo, Elliott Cole, Charles Hinkle, Darshawn McClellan, A.J. Ogilvy, Festus Ezeli, Joe Duffy, Jermaine Beal, George Drake, Keegan Bell, strength and conditioning coach Mark Davis, manager Julio Lupo, manager Alex Bard, manager Sam Ferry*

2007 NCAA Tournament

The 2006-07 Vanderbilt Commodores. Front Row (L-R): *King Rice, Brad Frederick, Head Coach Kevin Stallings, Derrick Byars, Ted Skuchas, Dan Cage, Tom Richardson, Dan Muller.* **Back Row (L-R):**: *Student Manager Sam Ferry, Student Manager Alex Bard, Davis Nwankwo, Alex Gordon, Jermaine Beal, Shan Foster, Ross Neltner, Alan Metcalfe, JeJuan Brown, George Drake, Aubrey Hammond, Strength and Conditioning Coach Mark Davis, Athletic Trainer Mike Meyer, Student Manager Geoff Combs and Student Manager Julio Lupo.*





2004 NCAA Tournament

The 2003-04 Vanderbilt Commodores. Front Row (L-R): *Jeff Jackson, Brad Frederick, Head Coach Kevin Stallings, Russell Lakey, Matt Freije, Martin Schnedlitz, Scott Hundley, Tom Richardson, Dan Muller, and James Strong.* **Back Row (L-R):** *Student Manager Simon Lugge, Student Manager Martin Bahar, Student Manager Mike Streams, Student Manager Landon Gibbs, Mario Moore, LaBraun Andrews, Julian Terrell, Ted Skuchas, Dawid Przybyszewski, Corey Smith, Jason Holwerda, Dan Cage, Adam Payton, Academic Counselor Candice Storey, Strength and Conditioning Coach Mark Davis and Athletic Trainer Mike Meyer.*

NCAA TEAMS



1997 NCAA Tournament

The 1996-97 Vanderbilt Commodores.
Front Row (L-R): *Head Coach Jan van Breda Kolff, Asst. Coach Chris Walker, Atiba Prater, Drew Maddux, Howard Pride, Pax Whitehead, Dan Langhi, Asst. Coach Brian Ayers, Strength Coach Todd Suttles.*
Back Row: *Athletic Trainer Tom Bossung, Student Athletic Trainer Ben Kamp,Vince Ford, Charlie Bennett, Austin Bates, Gianni Cugini, Billy Di Spaltro, James Strong, Brian Williams, Student Manager Chris Hubbuch, Student Manager Carter Bohn.*

1993 NCAA Tournament

The 1992-93 Vanderbilt Commodores.
Front Row (L-R): *Asstistant Coach Rick Callahan, Asstistant Coach Neil Dougherty, Aaron Beth, Dan Hall, Kevin Anglin, Bruce Elder, Chris Lawson, Billy McCaffrey, Head Coach Eddie Fogler, Asstistant Coach Jeff Lebo.*
Back Row: *Student Manager Paul Nixon, Student Manager Kirk Sanders, Chad Sheron, Malik Evans, Chris Woods, Bryan Milburn, Ronnie McMahan, Frank Seckar, Athletic Trainer Paul Federici.*





1991 NCAA Tournament

The 1990-91 Vanderbilt Commodores.
Front Row (L-R): *Assistant Coach Neil Dougherty, Assistant Coach Rick Callahan, Head Coach Eddie Fogler, Todd Milholland, Steve Grant, Scott Draud, Charles Mayes, Fred Benjamin, Assistant Coach Mark Elliott, Assistant Coach Mike Petrone, Athletic Trainer Paul Federici.*
Back Row: *Student Manager John Deahl, Aaron Beth, Matt Maloney, Morgan Wheat, Dan Hall, Rob Nunnery, John Amaechi, Bruce Elder, Kevin Anglin, Willy Daunic, Student Manager Jef Fowler.*

NCAA TEAMS



1989 NCAA Tournament

The 1988-89 Vanderbilt Commodores.

Front Row (L-R): *Head Coach C.M. Newton, Assistant Coach John Bostick, Assistant Coach Ed Martin, Derrick Wilcox, Barry Goheen, Barry Booker, Robbie Graham, Scott Draud, Assistant Coach Mark Elliott, Assistant Coach Mike Petrone, Athletic Trainer Paul Federici.*

Back Row: *Student Manager Mike Carmody, Kevin Ogiby, Morgan Wheat, Steve Grant, Eric Reid, Todd Milholland, Fred Benjamin, Alberto Ballestra, Frank Kornet, Charles Mayes, James Amsler, Student Manager Sean Smith.*

1988 NCAA Tournament

The 1987-88 Vanderbilt Commodores.

Front Row (L-R): *Front Row (L-R): Head Coach C.M. Newton, Derrick Wilcox, Scott Draud, Barry Booker, Robert Thoele, Chip Rupp, Barry Goheen, James Amsler, Scott Laughinghouse, Mike Collett, Asst. Coach John Bostick.*

Back Row: *Student Manager Abb Hayes, Assistant Coach Mark Elliot, Assistant Coach Ed Martin, Steve Grant, Eric Reid, Fred Behjamin, Will Perdue, Frank Kornet, Charles Mays, Athletic Trainer Tim Bream, Assistant Coach Mike Petrone, Student Manager Mike Carmody.*

1974 NCAA Tournament

The 1973-74 Vanderbilt Commodores.

Front Row (L-R): *Bill Ligon, Bob Chess, Jeff Fosnes, Jan van Breda Kolff, Lee Fowler, Spence Young, Warren McSwain*

Back Row: *Joe Ford, Butch Feher, Neil DeCourcy, Mike Moore, John Norton, Terry Compton.*

NCAA TEAMS

1965 NCAA Tournament

The 1964-65 Vanderbilt Commodores.

Front Row (L-R): *John Ed Miller, Head Coach Roy Skinner, Assistant Coach Don Knodel, Kenny Campbell.*

Back Row: *Athletic Trainer Joe Worden, Garner Petrie, Bob Grace, Ron Green, Wayne Calvert, Keith Thomas, Wayne Taylor, Kenny Gibbs, Clyde Lee, Student Manager John Tarpley.*

SEC CHAMPIONSHIP TEAMS

The 2011-12 Vanderbilt Commodores. (Tournament Champions)

Front Row (L-R): *Jordan Smart, Lance Goulbourne, Jeffery Taylor, Festus Ezeli, Steve Tchiengang, Aaron Noll, Brad Tinsley*

Back Row: *James Siakam, John Jenkins, Rod Odom, Josh Henderson, Shelby Moats, Kedren Johnson, Kyle Fuller, Dai-Jon Parker*

The 1992-93 Vanderbilt Commodores.

Front Row (L-R): *Asstistant Coach Rick Callahan, Asstistant Coach Neil Dougherty, Aaron Beth, Dan Hall, Kevin Anglin, Bruce Elder, Chris Lawson, Billy McCaffrey, Head Coach Eddie Fogler, Asstistant Coach Jeff Lebo.*

Back Row: *Student Manager Paul Nixon, Student Manager Kirk Sanders, Chad Sheron, Malik Evans, Chris Woods, Bryan Milburn, Ronnie McMahan, Frank Seckar, Athletic Trainer Paul Federici.*

SEC CHAMPIONSHIP TEAMS

The 1973-74 Vanderbilt Commodores.

Front Row (L-R): *Bill Ligon, Bob Chess, Jeff Fosnes, Jan van Breda Kolff, Lee Fowler, Spence Young, Warren McSwain*

Back Row: *Joe Ford, Butch Feher, Neil DeCourcy, Mike Moore, John Norton, Terry Compton.*

The 1964-65 Vanderbilt Commodores.

Front Row (L-R): *John Ed Miller, Head Coach Roy Skinner, Assistant Coach Don Knodel, Kenny Campbell.*

Back Row: *Athletic Trainer Joe Worden, Garner Petrie, Bob Grace, Ron Green, Wayne Calvert, Keith Thomas, Wayne Taylor, Kenny Gibbs, Clyde Lee, Student Manager John Tarpley.*

The 1950-51 Vanderbilt Commodores. (Tournament Champions)

Front Row (L-R): *Jack Heldman, Bob White, Assistant Coach David Scobey, Head Coach Bob Polk, James Clarke, Bob Dudley Smith, Athletic Trainer Joe Worden*

Back Row (L-R): *George McChesney, George Kelley, David Karkdokus, Albert Weiss, Bucky Herring, Gene Southwood, Manager Harold Lovell*

NIT BOXSCORES

2006 NIT

Notre Dame 79, Vanderbilt 69

First Round

March 15, 2006 • South Bend, Ind.

Vanderbilt	FG	3FG	FT	R	F	Pts	A	T	B	S	M
Carroll, f	4-10	0-0	0-0	7	5	8	5	2	0	4	26
Foster, f	1-9	0-7	2-2	1	2	4	1	1	0	0	25
Terrell, f	8-10	0-0	0-2	4	5	16	1	2	1	1	27
Gordon, g	2-4	2-4	2-2	0	0	8	1	2	0	0	18
Byars, g	8-17	2-8	0-1	6	4	18	2	3	0	1	37
Moore	1-5	0-2	0-1	3	1	2	7	1	0	0	22
Metcalfe	1-3	0-1	0-0	5	1	2	0	0	0	0	12
Hammond	0-0	0-0	0-0	0	0	0	0	0	0	0	0+
Cage	3-7	3-6	2-2	3	1	11	1	0	0	0	30
Skuchas	0-0	0-0	0-0	1	1	0	0	0	0	0	3
Team				2							
Totals	**28-65**	**7-28**	**6-10**	**32**	**20**	**69**	**18**	**11**	**1**	**6**	**200**

Notre Dame	FG	3FG	FT	R	F	Pts	A	T	B	S	M
Kurz, f	2-4	1-1	4-4	9	0	9	2	0	1	1	35
Francis, f	10-14	0-0	3-5	11	4	23	2	2	0	1	35
Quinn, g	5-12	2-6	3-4	4	2	15	9	2	0	1	37
Falls, g	4-9	4-8	3-5	2	1	15	2	1	0	0	35
Carter, g	2-3	1-2	3-4	4	3	8	3	4	0	2	29
Cornett	1-2	0-0	0-0	1	3	2	0	1	0	0	7
McAlarney	3-5	1-2	0-0	0	1	7	0	4	0	3	21
Ayers	0-0	0-0	0-0	0	0	0	0	0	0	0	1
Team				3				1			
Totals	**27-49**	**9-19**	**16-22**	**34**	**14**	**79**	**18**	**15**	**1**	**8**	**200**

By Periods	1	2	F
Vanderbilt	35	34	69
Notre Dame	38	41	79

FG Percentage: VU 43.1, ND 55.1;
3-Point FG Percentage: VU 25.0, ND 47.4;
FT Percentage: VU 60.0, ND 72.7; **Attendance:** 3,314

2005 NIT

Vanderbilt 67, Indiana 60

First Round

March 16, 2005 • Bloomington, Ind.

Vanderbilt	FG	3FG	FT	R	F	Pts	A	T	B	S	M
Carroll, f	4-6	1-1	0-0	3	2	9	0	1	0	1	23
Foster, f	3-7	2-4	3-4	3	4	11	0	2	1	0	32
Terrell, f	3-7	0-0	2-4	5	2	8	4	4	1	1	28
Moore, g	2-3	0-1	0-0	5	2	4	4	3	0	3	32
Smith, g	8-14	1-3	8-9	5	4	25	3	3	0	0	35
Gordon	1-2	1-1	1-2	2	0	4	0	0	0	0	7
Holwerda	3-5	0-0	0-0	4	2	6	4	1	0	0	29
Przyby	0-3	0-3	0-0	0	0	0	1	0	0	0	8
Skuchas	0-1	0-0	0-0	1	4	0	0	3	1	0	6
TEAM				4							
Totals	**24-48**	**5-13**	**14-19**	**32**	**20**	**67**	**16**	**17**	**3**	**5**	

Indiana	FG	3FG	FT	R	F	Pts	A	T	B	S	M
White, f	3-6	0-0	0-0	5	2	6	0	1	2	1	26
Vaden, f	3-6	0-1	7-7	4	3	13	0	4	0	2	31
Wright, g	7-15	2-7	1-2	4	2	17	1	2	1	1	34
Wilmont, g	1-6	0-1	2-4	7	4	4	0	1	1	1	27
Strcklnd, g	3-10	1-5	3-5	2	1	10	3	2	0	1	38
Ewing	0-2	0-0	0-0	2	2	0	0	2	0	1	8
Hardy	3-6	0-1	1-2	2	1	7	0	0	0	1	16
Suhr	1-3	1-2	0-0	2	2	3	0	0	0	0	12
Ratliff	0-2	0-1	0-0	0	0	0	1	1	0	0	7
Roberts	0-0	0-0	0-0	0	0	0	0	0	0	0	1
TEAM				4							
Totals	**21-56**	**4-18**	**14-20**	**32**	**17**	**60**	**5**	**13**	**4**	**8**	

By Periods	1	2	F
Vanderbilt	31	36	67
Indiana	26	34	60

FG Percentage: VU 50.0, IU 37.5;
3-Point FG Percentage: VU 38.5, IU 22.2;
FT Percentage: VU 73.7, IU 70.0; **Attendance:** 5,113

Vanderbilt 65, Wichita St. 63

Second Round

March 21, 2005 • Nashville, Tenn.

Vanderbilt	FG	3FG	FT	R	F	Pts	A	T	B	S	M
Couisnrd, f	4-7	0-3	3-3	7	3	11	2	0	0	2	29
Howard, f	2-7	0-1	3-6	7	3	7	1	3	1	1	33
Miller, c	4-9	0-0	5-6	6	2	13	0	2	0	1	30
Burns, g	3-9	1-4	4-4	6	1	11	1	1	0	0	32
Liberty, g	0-1	0-1	0-1	0	1	0	0	2	1	0	15
Ogirri	2-6	2-5	1-2	0	0	7	2	1	0	0	16
Braeuer	4-4	3-3	0-0	0	1	11	1	2	0	0	18
Wilson	1-3	0-0	0-0	4	4	2	0	3	0	0	14
Kampman	0-1	0-1	1-2	0	0	1	0	1	0	0	11
Walls	0-0	0-0	0-0	0	0	0	0	0	0	0	2
TEAM				6							
Totals	**20-47**	**6-18**	**17-24**	**36**	**15**	**63**	**7**	**15**	**2**	**4**	

Vanderbilt	FG	3FG	FT	R	F	Pts	A	T	B	S	M
Foster, f	3-8	2-5	1-2	1	1	9	2	1	0	0	31
Terrell, f	5-11	0-0	4-7	14	3	14	2	4	2	2	34
Smith, f	3-6	0-1	1-3	2	4	7	3	2	0	1	30
Moore, g	10-21	9-16	2-2	3	2	31	1	0	0	0	31
Carroll, g	1-3	0-1	0-0	8	2	2	1	0	1	0	24
Gordon	0-2	0-1	0-0	0	2	0	0	0	0	0	8
Holwerda	0-1	0-0	0-0	1	4	0	2	2	0	2	17
Przyby	0-1	0-1	0-0	0	0	0	0	0	0	0	7
Cage	1-2	0-1	0-0	1	2	2	1	1	0	2	12
Skuchas	0-1	0-0	0-0	1	0	0	0	1	1	0	6
Totals	**23-56**	**11-26**	**8-14**	**31**	**20**	**65**	**12**	**11**	**4**	**7**	

By Periods	1	2	F
Wichita State	23	40	63
Vanderbilt	32	33	65

FG Percentage: WSU 42.6, VU 41.1;
3-Point FG Percentage: WSU 33.3, VU 42.3;
FT Percentage: WSU 70.8, VU 57.1; **Attendance:** 5,354

Memphis 81, Vanderbilt 68

Third Round

March 23, 2005 • Memphis, Tenn.

Vanderbilt	FG	3FG	FT	R	F	Pts	A	T	B	S	M
Carroll, f	2-5	1-1	0-0	1	2	5	1	1	0	2	18
Foster, f	9-17	6-11	1-1	3	2	25	0	0	0	0	36
Terrell, f	3-7	0-0	5-6	6	5	11	2	2	1	0	19
Moore, g	3-10	1-6	1-2	2	2	8	3	3	0	1	33
Smith, g	3-11	0-3	0-0	3	4	6	4	1	0	4	33
Gordon	1-5	0-2	0-0	2	0	2	1	0	0	1	7
Holwerda	1-2	0-1	2-2	2	4	4	2	2	0	0	19
Metcalfe	0-1	0-1	0-0	0	0	0	0	0	0	0	1
Przyby	2-5	1-3	0-1	4	1	5	1	2	0	0	17
Cage	0-0	0-0	0-0	0	2	0	1	1	0	0	8
Skuchas	1-1	0-0	0-2	2	3	2	1	0	1	0	9
TEAM				2							
Totals	**25-64**	**9-28**	**9-14**	**27**	**25**	**68**	**16**	**12**	**2**	**8**	

Memphis	FG	3FG	FT	R	F	Pts	A	T	B	S	M
Erwin, f	2-5	0-0	6-6	15	2	10	1	3	3	1	30
Barclay, f	1-2	0-0	0-0	8	1	2	1	1	0	0	25
Hunt, g	2-6	0-2	0-0	1	1	4	0	1	0	0	10
Rice, g	4-10	2-6	1-3	3	1	11	1	2	0	2	36
Wshngtn, g	5-8	1-1	12-13	1	3	23	7	5	0	3	35
Williams	1-4	0-0	0-0	4	2	2	1	2	0	0	22
Thiero	0-0	0-0	0-0	0	0	0	0	0	0	0	1
Carney	8-13	2-3	8-9	2	3	26	0	0	3	1	31
Njoya	0-0	0-0	0-0	0	0	0	0	0	0	0	1
Dorsey	1-1	0-0	1-2	3	4	3	0	2	2	1	9
TEAM				3							
Totals	**24-49**	**5-12**	**28-33**	**40**	**17**	**81**	**11**	**16**	**8**	**8**	

By Periods	1	2	F
Vanderbilt	29	39	68
Memphis	36	45	81

FG Percentage: VU 39.1, UM 49.0;
3-Point FG Percentage: VU 32.1, UM 41.7;
FT Percentage: VU 64.3, UM 84.8;
Attendance: 9,770

2002 NIT

Vanderbilt 59, Houston 50

First Round

March 13, 2002 • Nashville, Tenn.

Houston	FG	3FG	FT	R	F	Pts	A	T	B	S	M
Truscott	5-15	0-2	3-5	12	0	13	2	2	0	0	38
Williams	2-7	1-3	0-0	11	4	5	0	2	1	1	25
Okafor	3-13	0-0	3-10	9	1	9	1	2	0	1	35
Smith	3-12	2-5	1-1	4	4	9	2	2	0	0	34
Oliver	3-8	0-3	2-2	2	4	8	1	1	0	0	35
McGuire	0-2	0-0	0-0	2	1	0	1	0	1	0	8
Shelton	2-3	2-3	0-0	4	2	6	1	2	0	0	25
TEAM				2							
Totals	**18-60**	**5-16**	**9-18**	**46**	**16**	**50**	**8**	**11**	**2**	**2**	**200**

Vanderbilt	FG	3FG	FT	R	F	Pts	A	T	B	S	M
Freije	4-10	1-5	0-0	4	0	9	0	0	1	0	29
Smith	2-4	1-2	0-0	4	4	5	5	1	0	1	28
Coulibaly	3-6	0-0	1-2	4	4	7	0	0	3	1	21
Plavich	2-5	2-4	0-0	6	1	6	4	2	0	3	24
Moore	2-7	0-1	3-4	1	1	7	4	2	0	0	30
Thornton	0-0	0-0	0-0	0	3	0	0	1	1	1	9
Holwerda	0-2	0-0	0-0	1	0	0	0	1	1	0	8
Howard	5-10	4-6	0-0	4	0	14	0	0	0	1	15
Lakey	1-2	0-1	1-3	3	2	3	4	0	1	0	14
Przybyszewski	1-4	0-2	0-0	4	2	2	0	1	0	0	11
Hundley	1-4	0-2	4-5	4	1	6	0	0	0	1	11
TEAM				3							
Totals	**21-54**	**8-23**	**9-14**	**38**	**18**	**59**	**17**	**8**	**7**	**8**	**200**

By Periods	1	2	F
Houston	19	31	50
Vanderbilt	23	36	59

FG Percentage: VU 38.9, UH 30.0;
3 FG Percentage: VU 34.8, UH 31.3;
FT Percentage: VU 64.3, UH 50.0; **Attendance:** 3,439

Louisiana Tech 83, Vanderbilt 68

Second Round

March 15, 2002 • Ruston, La.

Vanderbilt	FG	3FG	FT	R	F	Pts	A	T	B	S	M
Freije	6-14	4-6	7-8	6	2	23	0	1	0	1	34
Coulibaly	0-1	0-0	0-0	0	0	0	0	0	0	0	3
Plavich	4-11	4-9	0-0	0	2	12	5	2	0	1	35
Moore	2-7	1-4	0-0	2	4	5	5	2	0	0	30
Smith	2-2	0-0	0-0	1	2	4	0	1	0	0	13
Thornton	1-1	0-0	1-2	0	4	3	0	0	0	0	10
Holwerda	0-1	0-0	0-1	0	0	0	1	0	0	0	4
Howard	2-7	1-5	0-0	2	1	5	0	0	0	0	9
Lakey	2-5	1-1	2-4	2	4	7	1	1	0	4	31
Przybyszewski	3-6	1-2	1-1	3	1	8	2	3	1	0	25
Hundley	0-1	0-1	1-2	3	2	1	1	1	0	0	5
Schnedlitz	0-0	0-0	0-0	0	0	0	0	0	0	0	1
TEAM				5							
Totals	**22-56**	**12-28**	**12-18**	**24**	**22**	**68**	**15**	**11**	**1**	**6**	**200**

Louisiana Tech	FG	3P	FT	R	F	Pts	A	T	B	S	M
Meeking	7-8	0-0	5-6	7	2	19	1	4	1	0	32
Felton	7-7	2-2	0-0	7	3	16	4	2	1	0	38
Henderson	7-16	2-6	3-4	3	3	19	6	2	0	0	37
Cole	5-10	1-4	4-6	8	2	15	5	0	1	3	35
Brown	1-2	0-0	5-6	5	4	7	1	0	0	1	28
Edwards	0-1	0-0	0-0	0	0	0	0	1	0	0	4
Wilder	1-4	1-2	0-0	1	3	3	1	3	0	0	15
Johnson	2-3	0-0	0-2	5	1	4	0	1	1	0	11
TEAM				2				1			
Totals	**30-51**	**6-14**	**17-24**	**38**	**18**	**83**	**18**	**14**	**4**	**4**	**200**

By Periods	1	2	F
Vanderbilt	34	34	68
Louisiana Tech	41	42	83

FG Percentage: VU 39.3, LT 58.8;
3-Point FG Percentage: VU 42.9, LT 42.9; **FT Percentage:** VU 66.7, LT 70.8; **Attendance:** 3,860

NIT BOXSCORES

2000 NIT

Wake Forest 83, Vanderbilt 68

First Round

March 14, 2000 • Nashville, Tenn.

Wake Forest	FG	3FG	FT	R	F	Pts	A	T	B	S	M
Howard	7-13	2-6	1-3	5	1	17	1	1	3	1	29
Songaila	4-7	0-0	3-3	3	4	11	1	2	1	1	14
Vidaurreta	3-6	0-0	0-1	9	5	6	0	3	1	3	29
O'Kelley	2-10	0-7	0-0	1	1	4	4	0	0	1	29
Murray	1-2	0-0	0-0	2	1	2	3	2	0	0	23
Hicks	2-3	1-2	1-2	2	2	6	3	1	0	1	10
Fitzpatrick	0-0	0-0	0-0	0	0	0	0	0	0	0	1
Fuller	0-0	0-0	0-0	0	0	0	0	0	0	0	1
Scott	6-7	0-0	0-0	1	4	12	0	0	2	0	13
Dawson	7-11	4-7	1-1	7	1	19	4	1	0	0	27
Shoemaker	3-4	0-0	0-0	8	3	6	3	2	0	0	24
TEAM				1							
Totals	**35-63**	**7-22**	**6-10**	**39**	**22**	**83**	**19**	**12**	**7**	**7**	**200**

Vanderbilt	FG	3FG	FT	R	F	Pts	A	T	B	S	M
Williams	2-7	0-1	4-6	7	3	8	0	0	0	0	23
Langhi	6-16	1-3	7-7	6	3	20	2	3	0	0	36
LaPointe	4-8	1-1	2-4	2	0	11	1	1	0	1	20
Prater	5-7	0-1	1-2	2	1	11	3	2	0	0	36
Strong	0-5	0-0	0-2	2	2	0	4	3	0	1	33
Coulibaly	1-2	0-0	0-0	4	1	2	0	2	0	0	7
Howard	6-15	4-10	0-0	4	1	16	0	1	0	0	33
Jones	0-1	0-1	0-0	0	0	0	1	0	0	0	12
TEAM				5							
Totals	**24-61**	**6-17**	**14-21**	**32**	**11**	**68**	**11**	**12**	**0**	**2**	**200**

By Periods	1	2	F
Wake Forest	39	44	83
Vanderbilt	31	37	68

FG Percentage: WFU 55.6, VU 39.3;
3FG Percentage: WFU 31.8,
VU 35.3; **FT Percentage:** WFU 60.0, VU 66.7; **Attendance:** 3,965

1998 NIT

Vanderbilt 73, St. Bonaventure 61

First Round

March 11, 1998 • Nashville, Tenn.

St. Bonaventure	FG	3FG	FT	R	F	Pts	A	T	B	S	M
Singleton	2-6	2-5	3-3	3	4	9	3	4	1	2	32
Durham	1-4	0-0	0-0	3	3	2	1	0	0	4	23
Cyrus	2-4	0-0	2-2	5	4	6	0	3	1	0	35
Palmer	6-14	0-3	3-6	5	5	15	2	3	0	0	33
Winn	4-10	1-7	1-2	2	5	10	3	2	0	1	36
Capers	6-9	2-4	2-2	3	1	16	0	3	0	1	18
King	0-1	0-1	1-2	1	0	1	0	0	0	0	1
Van Paassen	1-2	0-0	0-0	1	3	2	0	2	0	0	12
Lumsdon	0-0	0-0	0-0	2	1	0	1	0	0	0	10
TEAM				2	1			0			
Totals	**22-50**	**5-20**	**12-17**	**27**	**27**	**61**	**10**	**17**	**2**	**8**	**200**

Vanderbilt	FG	3FG	FT	R	F	Pts	A	T	B	S	M
Ford	2-5	0-2	4-4	3	0	8	2	1	0	4	28
LaPointe	2-6	0-0	6-6	6	3	10	1	3	1	0	26
Bates	6-10	0-0	2-4	7	4	14	0	3	1	1	33
Strong	1-4	1-3	2-4	1	2	5	3	3	1	0	27
Maddux	3-8	1-6	6-8	4	0	15	7	5	0	1	39
A. Williams	2-5	0-0	1-2	5	3	5	0	0	0	0	16
Langhi	6-11	1-3	3-4	2	1	16	1	0	0	1	31
TEAM				4			0				
Totals	**22-49**	**3-14**	**26-33**	**32**	**13**	**73**	**14**	**15**	**3**	**7**	**200**

By Periods	1	2	F
SBU	25	36	61
Vanderbilt	26	47	73

FG Percentage: VU 44, SB 45; **3FG Percentage:** VU 25, SB 21;
FT Percentage: VU 71, SB 79 **Attendance:** 2,311

Vanderbilt 72, Wake Forest 68

Second Round

March 17, 1998 • Winston-Salem, N.C.

Vanderbilt	FG	3FG	FT	R	F	Pts	A	T	B	S	M
Ford	1-5	0-1	0-0	5	1	2	3	0	1	1	34
LaPointe	2-3	0-1	2-4	0	4	6	0	0	0	0	16
Bates	5-12	0-0	1-3	9	4	11	1	1	0	0	30
Strong	3-6	0-1	5-6	3	0	11	3	1	0	1	35
Maddux	5-13	2-5	5-5	3	2	17	3	3	0	0	40
A. Williams	2-5	0-0	2-3	6	1	6	0	0	0	0	15
Langhi	6-10	2-4	5-5	9	2	19	1	3	1	0	30
TEAM				4			1				
Totals	**24-54**	**4-12**	**20-26**	**39**	**14**	**72**	**11**	**9**	**2**	**2**	**200**

Wake Forest	FG	3FG	FT	R	F	Pts	A	T	B	S	M
Arinze	3-7	0-0	1-2	6	3	7	2	2	0	0	26
Shoemaker	2-3	0-0	0-0	2	3	4	0	1	1	0	26
Vidaurreta	4-6	0-0	0-1	7	2	8	1	0	1	1	36
O'Kelley	4-11	2-6	1-2	0	2	11	2	1	0	1	31
Rutland	5-13	3-8	2-2	1	2	15	6	0	0	0	36
Goolsby	2-8	2-8	2-4	6	1	8	3	0	2	0	19
Braswell	5-9	2-5	0-0	2	5	12	2	0	0	1	18
Amonett	1-2	1-2	0-0	3	2	3	0	0	0	0	8
Totals	**26-59**	**10-29**	**6-11**	**28**	**20**	**68**	**16**	**4**	**4**	**3**	**200**

By Periods	1	2	F
Vanderbilt	35	37	72
Wake Forest	34	34	68

FG Percentage: VU 44, WF 44; **3FG Percentage:** VU 33, SB 35;
FT Percentage: VU 77, WF 55; **Attendance:** 8,713

Georgia 79, Vanderbilt 65

Third Round

March 19, 1998 • Athens, Ga.

Vanderbilt	FG	3FG	FT	R	F	Pts	A	T	B	S	M
Ford	3-8	2-2	2-2	5	1	10	3	6	0	1	30
LaPointe	3-5	0-1	0-0	1	3	6	1	0	0	0	17
Bates	2-6	0-0	5-6	5	5	9	1	3	0	1	29
Strong	4-7	0-0	2-2	3	3	10	0	3	0	3	32
Maddux	6-17	5-12	2-2	7	2	19	7	2	0	1	39
Prater	0-0	0-0	0-0	0	0	0	0	0	0	0	16
Cugini	0-0	0-0	0-0	0	0	0	0	0	0	0	1
A. Williams	0-2	0-0	0-0	4	3	0	0	0	0	0	9
Langhi	5-11	0-4	1/3	8	3	11	1	2	1	0	27
TEAM				4			1				
Totals	**23-56**	**7-19**	**12-15**	**37**	**20**	**65**	**13**	**17**	**1**	**6**	**200**

Georgia	FG	3FG	FT	R	F	Pts	A	T	B	S	M
J. Jones	9-18	2-6	0-0	12	2	20	0	2	2	1	36
Chadwick	2-7	0-2	2-2	5	3	6	2	4	1	2	25
Brown	2-3	0-0	5-5	3	3	9	0	0	0	0	18
Smith	1-7	0-4	3-5	3	0	5	11	1	1	3	37
Harrison	3-11	2-6	2-2	2	0	10	2	2	0	3	29
A. Jones	1-2	0-1	0-0	0	2	2	1	0	0	0	4
Ransom	2-2	1-1	0-0	4	1	5	0	0	0	0	16
Hall	5-5	0-0	2-4	4	2	12	0	1	1	0	18
Dukes	3-9	2-7	2-3	1	1	10	1	1	0	0	16
Dryden	0-1	0-1	0-0	0	0	0	0	0	0	0	1
Totals	**28-65**	**7-28**	**16-21**	**38**	**14**	**79**	**17**	**11**	**5**	**9**	**200**

By Periods	1	2	F
Vanderbilt	32	33	65
Georgia	31	48	79

FG Percentage: VU 41, UG 43; **3FG Percentage:** VU 37, UG 25;
FT Percentage: VU 80, UG 76; **Attendance:** 4,312

1996 NIT

Vanderbilt 86, Ark.-Little Rock 80

First Round

March 13, 1996 • Nashville, Tenn.

Ark.-Little Rock	FG	3FG	FT	R	F	Pts	A	T	B	S	M
Smith	3-8	1-2	0-0	4	4	7	2	3	0	0	28
Stephens	5-8	1-1	2-3	5	3	13	1	3	0	2	30
Dobbins	11-15	0-0	4-9	7	5	26	0	2	2	0	26
Fisher	1-6	0-2	4-5	3	3	6	7	5	0	3	39
Dixon	7-15	2-5	1-1	2	3	17	1	3	0	1	36
Wesley	2-5	0-1	1-1	4	2	5	1	0	0	1	20
Dnd'son	3-4	0-0	0-2	1	4	6	0	0	0	1	18
Totals	**32-61**	**4-11**	**12-21**	**31**	**24**	**80**	**13**	**17**	**2**	**8**	**200**

Vanderbilt	FG	3FG	FT	R	F	Pts	A	T	B	S	M
Pride	4-7	2-4	0-0	2	4	10	0	2	0	0	27
Seckar	9-15	5-10	2-2	4	1	25	4	3	0	2	37
Evans	5-10	0-0	7-8	6	3	17	1	2	2	1	31
Maddux	2-8	0-3	5-6	4	1	9	4	1	0	1	35
Cugini	0-0	0-0	0-2	2	2	0	0	1	0	1	8
Bates	3-6	0-0	0-0	2	2	6	2	3	1	0	17
DiSpaltro	2-2	0-0	4-6	3	4	8	0	1	0	1	24
Whitehead	3-5	0-0	5-6	4	2	11	0	4	0	3	21
Totals	**28-53**	**7-17**	**23-30**	**30**	**19**	**86**	**11**	**17**	**3**	**9**	**200**

By Periods	1	2	F
UALR	33	47	80
Vanderbilt	33	53	86

FG Percentage: UALR 53, VU 53;
3FG Percentage: UALR 36, VU 41;
FT Percentage: UALR 57, VU 77

South Carolina 80, Vanderbilt 70

Second Round

March 18, 1996 • Columbia, S.C.

Vanderbilt	FG	3FG	FT	R	F	Pts	A	T	B	S	M
Evans	1-3	0-0	2-4	5	4	4	2	1	1	1	27
Cugini	1-4	0-0	1-1	4	3	3	0	0	0	0	19
Pride	2-9	2-6	0-0	3	4	6	3	2	0	2	29
Seckar	6-19	4-15	0-0	0	4	16	4	2	0	2	37
Maddux	5-12	0-5	3-4	4	3	13	2	4	0	3	33
DiSpaltro	3-5	0-0	7-8	8	3	13	0	0	0	1	17
Bates	3-8	0-0	0-0	4	3	6	0	3	0	0	17
Ford	0-0	0-0	0-0	0	0	0	0	0	0	0	1
Whitehead	3-6	0-0	3-3	2	5	9	1	2	0	0	20
Totals	**24-66**	**6-26**	**16-20**	**33**	**29**	**70**	**12**	**14**	**1**	**9**	**200**

South Carolina	FG	3FG	FT	R	F	Pts	A	T	B	S	M
Russell	7-12	0-0	3-5	8	5	17	1	3	1	0	33
Wilbourne	2-4	0-0	4-4	6	1	8	1	1	0	2	22
McKie	4-9	0-4	8-11	4	3	16	4	2	0	0	29
Davis	2-8	1-4	1-3	8	1	6	0	2	0	4	37
Watson	6-9	1-1	3-4	4	1	16	3	4	0	1	36
Gallman	2-3	0-0	2-4	1	2	6	0	0	0	1	16
Johnson	1-1	0-0	4-6	3	3	6	0	1	1	1	17
Stack	2-2	1-1	0-0	1	3	5	0	4	0	0	8
Totals	**26-48**	**3-10**	**25-37**	**39**	**19**	**80**	**9**	**18**	**2**	**9**	**200**

By Periods	1	2	F
Vanderbilt	28	42	70
USC	40	40	80

FG Percentage: VU 36, SC 54; **3FG Percentage:** VU 23, SC 30;
FT Percentage: VU 80, SC 68; **Attendance:** 11,017

NIT BOXSCORES

1994 NIT - NIT Runner-Up

Vanderbilt 77, Oklahoma 67

First Round

March 16, 1994 • Norman, Okla.

Vanderbilt	FG	3FG	FT	R	F	Pts	A	T	B	S	M
McCaffrey	7-16	0-1	2-2	3	0	16	2	4	0	2	36
Lawson	5-9	0-0	1-3	8	3	11	3	3	0	0	29
Hall	2-4	0-0	0-0	5	4	4	1	1	0	0	13
Seckar	4-11	3-7	0-0	0	2	11	4	3	0	2	34
Sheron	3-7	2-6	3-4	2	0	11	1	0	0	0	23
McMahan	3-7	2-4	2-2	1	0	10	5	0	2	3	25
Milburn	4-6	0-0	4-6	11	1	12	0	2	2	0	28
Evans	0-2	0-0	2-2	2	0	2	1	0	0	0	4
Woods	0-0	0-0	0-0	1	4	0	0	1	0	0	7
Bates	0-0	0-0	0-0	0	0	0	0	0	0	0	1
Totals	**28-62**	**7-18**	**14-19**	**39**	**14**	**77**	**17**	**14**	**4**	**7**	**200**

Oklahoma	FG	3FG	FT	R	F	Pts	A	T	B	S	M
Minor	10-17	1-4	0-0	9	4	21	2	0	0	1	37
Webster	11-22	0-0	1-2	8	1	23	1	2	0	1	36
Ontjes	1-3	0-0	0-0	0	5	2	4	3	0	2	29
Curry	3-10	0-5	0-1	5	2	6	5	3	0	2	33
Conley	6-11	0-0	2-3	7	3	14	0	2	0	0	24
Yanish	0-0	0-0	0-0	0	1	0	0	0	0	0	4
Lewis	0-6	0-3	1-2	6	2	1	2	2	0	0	27
Barnes	0-1	0-1	0-0	1	0	0	1	1	0	0	3
Mayden	0-2	0-0	0-2	2	0	0	0	0	0	0	6
Alxndr	0-0	0-0	0-0	0	1	0	0	0	0	0	2
Totals	**31-72**	**1-13**	**4-10**	**41**	**19**	**67**	**15**	**13**	**0**	**6**	**200**

By Periods	1	2	F
Vanderbilt	30	47	77
Oklahoma	34	33	67

FG Percentage: VU 45, OU 40; **3FG Percentage:** VU 39, OU 8;
FT Percentage: VU 74, OU-40; **Attendance:** 5,600

Vanderbilt 78, New Orleans 59

Second Round

March 21, 1994 • Nashville, Tenn.

New Orleans	FG	3FG	FT	R	F	Pts	A	T	B	S	M
Madison	4-14	1-9	1-2	3	3	10	1	0	0	0	29
Simon	7-19	0-0	1-2	16	3	15	2	2	0	1	34
McDnld	2-3	0-0	1-2	4	4	5	0	1	0	0	17
Mason	2-9	0-0	3-4	4	5	7	2	3	0	1	28
Williams	1-7	1-3	0-0	3	2	3	2	3	0	1	30
Matthews	1-5	0-4	0-0	2	0	2	1	2	0	3	19
Willghby	6-11	0-5	3-3	7	0	15	0	0	0	2	27
Inman	1-1	0-0	0-0	0	0	2	0	1	0	0	3
Smith	0-2	0-2	0-0	1	0	0	1	0	0	0	11
Conerly	0-0	0-0	0-0	0	0	0	0	0	0	0	1
Zelenbaba	0-0	0-0	0-0	0	0	0	1	0	0	0	1
Totals	**24-71**	**2-23**	**9-13**	**44**	**17**	**59**	**10**	**12**	**0**	**8**	**200**

Vanderbilt	FG	3FG	FT	R	F	Pts	A	T	B	S	M
Seckar	3-4	1-1	3-3	3	2	10	7	0	0	3	30
McCaffrey	8-14	2-3	2-2	3	1	20	2	5	0	1	33
McMahan	4-9	1-3	0-1	2	0	9	4	0	0	0	31
Hall	3-6	0-0	0-2	5	2	6	2	2	0	1	21
Lawson	8-14	0-0	2-4	4	1	18	1	0	1	1	26
Woods	1-2	0-0	1-1	2	0	3	0	0	2	0	10
Milburn	0-3	0-0	2-2	8	1	2	2	1	1	0	20
Sheron	1-1	1-1	0-0	0	2	3	0	1	0	0	10
Evans	1-3	0-1	2-2	1	3	4	0	1	0	0	10
Beth	1-2	1-2	0-0	1	1	3	3	1	0	0	5
Bates	0-0	0-0	0-0	0	0	0	0	0	0	0	2
Pride	0-0	0-0	0-0	1	0	0	1	0	0	0	2
Totals	**30-58**	**6-11**	**12-17**	**35**	**13**	**78**	**22**	**11**	**4**	**6**	**200**

By Periods	1	2	F
New Orleans	23	36	59
Vanderbilt	36	42	78

FG Percentage: UNO 34, VU 52;
3FG Percentage: UNO 9, VU 55;
FT Percentage: UNO 69, VU 71; **Attendance:** 6,639

Vanderbilt 89, Clemson 74

Third Round

March 23, 1994 • Nashville, Tenn.

Clemson	FG	3FG	FT	R	F	Pts	A	T	B	S	M
Gray	10-20	1-3	3-6	10	5	24	2	3	0	1	36
Ragland	4-5	0-1	0-0	1	1	8	0	1	0	0	21
Wright	5-11	0-1	5-5	6	4	15	0	2	2	0	25
Richie	0-4	0-1	2-2	0	4	2	6	2	0	2	26
Brown	5-11	4-6	0-0	2	2	14	2	1	0	1	35
Code	0-3	0-2	0-0	2	1	0	1	1	0	1	14
Bck'ham	3-4	0-0	2-6	6	5	8	1	1	0	0	17
Martin	0-1	0-1	0-0	0	0	0	0	0	0	0	4
Wallace	1-9	1-8	0-0	3	1	3	0	0	0	0	22
Totals	**24-71**	**2-23**	**9-13**	**44**	**17**	**59**	**10**	**12**	**0**	**8**	**200**

Vanderbilt	FG	3FG	FT	R	F	Pts	A	T	B	S	M
Seckar	5-5	4-4	1-2	4	2	15	5	1	0	2	33
McCaffrey	10-14	4-4	3-3	0	2	27	4	1	0	2	33
McMahan	5-14	1-8	1-1	4	1	12	4	3	0	0	33
Hall	2-3	0-0	0-1	4	3	4	3	2	3	2	20
Lawson	5-7	0-0	6-7	4	4	16	1	3	0	0	34
Evans	3-5	0-0	2-4	6	1	8	2	2	0	0	17
Milburn	1-1	0-0	1-2	3	2	3	2	3	1	0	19
Woods	0-0	0-0	0-0	0	3	0	0	0	0	0	6
Sheron	0-1	0-0	0-0	0	0	0	0	0	0	0	2
Beth	0-0	0-0	3-4	0	0	3	0	0	0	0	1
Bates	0-1	0-0	0-0	1	0	0	0	0	0	0	1
Pride	0-0	0-0	1-2	2	0	1	0	0	0	0	1
Totals	**31-51**	**9-16**	**18-26**	**33**	**18**	**89**	**22**	**13**	**3**	**7**	**200**

By Periods	1	2	F
Clemson	33	41	74
Vanderbilt	49	40	89

FG Percentage: CU 41, VU 61; **3FG Percentage:** CU 26, VU 56;
FT Percentage: CU 63, VU 69; **Attendance:** 5,327

Vanderbilt 82, Kansas State 76

National Semifinal

March 28, 1994 • New York, N.Y.

Vanderbilt	FG	3FG	FT	R	F	Pts	A	T	B	S	M
Seckar	2-3	0-1	1-3	3	2	5	4	3	0	2	37
McCaffrey	8-14	2-3	10-10	4	3	28	5	3	0	1	37
Hall	0-1	0-0	1-2	4	3	1	0	2	1	0	19
McMahan	9-16	3-7	6-6	2	4	27	4	1	0	0	39
Lawson	5-8	0-0	7-11	5	3	17	0	2	0	0	33
Milburn	0-0-	0-0	0-0	3	4	0	0	0	0	0	17
Evans	0-0	0-0	0-0	0	0	0	0	1	0	0	5
Woods	0-0	0-0	0-0	0	3	0	0	0	1	0	7
Sheron	2-3	0-0	0-0	1	1	4	0	0	0	0	6
Totals	**26-46**	**5-11**	**25-32**	**29**	**23**	**82**	**13**	**12**	**2**	**3**	**200**

Kansas State	FG	3FG	FT	R	F	Pts	A	T	B	S	M
Davis	2-11	1-2	5-7	8	3	10	0	0	0	0	30
Noland	3-7	1-2	3-4	4	4	10	1	0	0	5	31
Cn'ham	5-7	1-1	1-4	7	5	12	2	4	0	0	35
Beane	5-14	5-9	4-4	4	3	19	1	0	0	0	37
Jones	4-11	1-6	8-8	5	4	17	3	5	0	0	31
Lucas	1-3	0-0	3-4	1	1	5	2	0	0	0	16
Gavin	0-1	0-1	0-0	2	5	0	0	1	0	0	13
Hm'ton	1-2	0-0	0-0	1	0	2	0	0	0	0	4
Hill	0-0	0-0	1-2	0	1	1	0	1	0	0	3
Warta	0-0	0-0	0-0	0	0	0	0	0	0	0	0
Totals	**21-56**	**9-21**	**25-33**	**35**	**26**	**76**	**9**	**12**	**0**	**5**	**200**

By Periods	1	2	F
Vanderbilt	32	50	82
Kansas St.	29	47	76

FG Percentage: VU 57, KS 38; **3FG Percentage:** VU 46, KS 43;
FT Percentage: VU 78, KS 76

Villanova 80, Vanderbilt 73

National Final

March 30, 1994 • New York, N.Y.

Vanderbilt	FG	3FG	FT	R	F	Pts	A	T	B	S	M
Seckar	10-17	8-12	2-3	3	2	30	4	3	0	1	39
McCaffrey	2-11	1-3	0-0	4	2	5	4	2	0	1	36
Hall	1-4	0-0	0-0	6	3	2	3	1	0	0	22
McMahan	6-12	3-7	5-5	8	3	20	2	2	2	2	35
Lawson	7-12	0-0	2-4	6	2	16	1	1	0	0	33
Milburn	0-2	0-0	0-0	1	2	0	0	1	1	0	23
Evans	0-1	0-0	0-0	1	0	0	0	2	0	0	3
Woods	0-1	0-0	0-2	2	0	0	0	0	0	0	2
Sheron	0-1	0-0	0-0	2	0	0	0	0	0	0	7
Totals	**26-61**	**12-22**	**9-14**	**39**	**14**	**73**	**14**	**13**	**3**	**4**	**200**

Villanova	FG	3FG	FT	R	F	Pts	A	T	B	S	M
Eberz	6-14	2-9	2-2	7	2	16	0	2	1	0	39
Wilson	3-9	0-0	2-2	5	2	8	1	0	1	0	28
Lawson	3-4	0-0	0-0	4	5	6	0	1	0	1	17
Haynes	8-13	3-5	0-0	5	0	19	9	1	1	0	40
Kittles	6-14	3-6	3-6	5	0	18	7	1	1	2	40
Williams	3-8	0-0	1-2	3	2	7	5	3	0	4	30
Harris	2-5	2-4	0-0	0	1	6	1	0	0	0	6
Totals	**31-67**	**10-24**	**8-12**	**35**	**12**	**80**	**23**	**8**	**4**	**7**	**200**

By Periods	1	2	F
Vanderbilt	41	32	73
Villanova	26	54	80

FG Percentage: VU 43, Vill 46; **3FG Percentage:** VU 55, Vill 42;
FT Percentage: VU 64, Vill 67; **Attendance:** 14,434

1992 NIT

Rhode Island 68, Vanderbilt 63

First Round

March 19, 1992 • Nashville, Tenn.

Rhode Island	FG	3FG	FT	R	F	Pts	A	T	B	S	M
Brown	0-3	0-1	4-4	3	4	4	0	3	0	3	24
Samuel	6-12	0-2	1-3	6	4	13	2	2	1	3	27
Kent	4-12	0-2	3-4	12	2	11	2	4	0	5	34
Alxndr	2-6	0-2	5-6	3	1	9	2	3	0	1	25
Fox	2-8	2-5	0-0	1	3	6	0	1	0	0	18
Cofield	3-8	1-2	2-2	2	1	9	0	3	0	0	26
Collins	4-5	0-0	1-1	4	1	9	0	1	0	3	19
Ivey-Jones	2-3	0-0	3-4	4	2	7	0	2	0	3	13
E'ling	0-2	0-0	0-0	0	3	0	0	1	0	0	15
Totals	**23-59**	**3-14**	**19-24**	**41**	**21**	**68**	**6**	**20**	**1**	**18**	**200**

Vanderbilt	FG	3FG	FT	R	F	Pts	A	T	B	S	M
Elder	4-10	2-3	1-2	4	4	11	3	2	0	2	36
Hall	1-6	0-0	2-4	4	5	4	0	2	1	2	20
Milholland	5-10	0-0	0-0	8	3	10	0	4	1	0	27
Anglin	9-13	4-7	6-7	4	4	28	1	6	0	2	32
McMahan	2-11	0-6	0-0	2	1	4	3	2	0	2	31
Milburn	0-0	0-0	0-0	0	0	0	0	2	0	0	6
Evans	0-0	0-0	0-0	1	0	0	0	2	0	0	6
Woods	0-0	0-0	1-4	4	1	1	0	0	2	0	13
Beth	1-4	1-3	2-2	2	2	5	0	1	0	1	23
Daunic	0-2	0-1	0-0	1	0	0	0	0	0	0	5
Rucker	0-0	0-0	0-0	0	0	0	0	0	0	0	1
Totals	**21-56**	**7-22**	**11-13**	**22**	**25**	**60**	**11**	**11**	**1**	**7**	**200**

By Periods	1	2	F
Rhode Island	22	46	68
Vanderbilt	20	43	63

FG Percentage: RI 39, VU 39; **3FG Percentage:** RI 21, VU 35;
FT Percentage: RI 79, VU 63; **Attendance:** 7,811

NIT BOXSCORES

1990 NIT

NIT Champions

Vanderbilt 98, La. Tech 90 (OT)

First Round

March 17, 1990 • Nashville, Tenn.

Louisiana Tech	FG	3FG	FT	R	F	Pts	A	T	B	S	M
Dade	4-7	0-0	2-6	3	5	10	1	3	0	0	31
Powell	7-10	0-0	3-4	6	2	17	5	3	0	3	40
Bwman	3-5	0-0	1-2	1	5	7	1	2	1	0	15
Guillory	2-5	1-2	2-3	6	5	7	6	5	0	2	38
Gibbs	11-16	6-10	3-3	3	2	31	2	2	0	1	36
Mason	0-1	0-0	0-0	1	1	0	0	2	0	0	8
G'smith	1-2	0-0	0-0	0	4	2	0	2	0	0	10
Crawford	0-0	0-0	0-0	0	1	0	0	0	0	0	5
Brown	6-12	0-0	2-2	9	5	14	2	1	1	1	33
Sprdlng	0-0	0-0	2-2	0	1	2	2	0	0	0	9
Totals	**34-58**	**7-12**	**15-22**	**30**	**31**	**90**	**19**	**20**	**2**	**7**	**225**

Vanderbilt	FG	3FG	FT	R	F	Pts	A	T	B	S	M
Anglin	2-8	0-2	1-3	1-0	1	5	6	0	0	3	31
Grant	4-6	0-0	1-3	6	5	9	1	2	2	2	24
Reid	6-15	0-0	5-8	11	5	17	1	3	0	1	32
Wilcox	4-9	4-5	5-6	2	1	17	3	4	0	0	38
Draud	6-13	1-5	9-11	1	2	22	1	1	0	0	27
Milholland	3-10	0-0	4-4	4	3	10	1	2	0	0	31
Wheat	4-6	1-1	2-3	5	2	11	2	1	0	0	22
Mayes	2-3	1-2	2-2	3	2	7	0	1	0	0	20
Totals	**31-70**	**7-15**	**29-40**	**44**	**21**	**98**	**15**	**15**	**2**	**6**	**225**

By Periods	1	2	OT	F
La. Tech	40	40	10	90
Vanderbilt	27	53	18	98

FG Percentage: LT 59, VU 44; **3FG Percentage:** LT 58, VU 47;
FT Percentage: LT 68, VU 73; **Attendance:** 6,659

Vanderbilt 89, Tennessee 85

Second Round

March 19, 1990 • Nashville, Tenn.

Tennessee	FG	3FG	FT	R	F	Pts	A	T	B	S	M
Houston	12-22	5-11	2-2	4	2	31	5	3	0	0	39
Reese	0-0	0-0	0-0	2	3	0	1	1	0	0	15
Lockhart	11-14	0-0	1-2	7	4	23	0	1	2	4	33
Price	2-4	0-1	0-0	4	3	4	7	2	0	0	37
Bell	6-13	3-6	4-4	2	3	19	0	1	0	2	32
Taylor	0-0	0-0	0-0	0	0	0	0	1	0	0	1
Wiseman	1-4	0-2	0-0	0	1	2	2	0	0	0	12
Curry	1-2	0-0	1-1	5	1	3	0	1	0	0	13
Groves	0-1	0-0	3-4	2	5	3	1	2	0	1	18
Totals	**33-60**	**8-20**	**11-13**	**30**	**22**	**85**	**16**	**12**	**2**	**7**	**200**

Vanderbilt	FG	3FG	FT	R	F	Pts	A	T	B	S	M
Anglin	2-3	0-1	7-8	3	2	11	2	2	0	2	30
Grant	5-6	0-0	0-1	5	1	10	2	3	0	0	26
Reid	4-10	0-0	2-3	6	1	10	1	1	0	0	30
Wilcox	7-11	4-6	8-8	4	2	26	6	1	0	0	33
Draud	3-12	3-7	0-0	0	3	9	3	0	0	1	26
Milholland	8-13	2-3	0-0	7	3	18	2	1	0	1	24
Wheat	1-5	0-1	1-2	3	1	3	1	0	0	1	18
Mayes	1-3	0-2	0-0	2	2	2	2	2	0	1	13
Totals	**31-63**	**9-20**	**18-22**	**33**	**15**	**89**	**19**	**10**	**0**	**6**	**200**

By Periods	1	2	F
Tennessee	47	38	85
Vanderbilt	31	58	89

FG Percentage: UT 55, VU 49; **3FG Percentage:** UT 40, VU 45;
FT Percentage: UT 85, VU 82; **Attendance:** 15,087

Vanderbilt 88, New Orleans 65

Third Round

March 21, 1990 • Nashville, Tenn.

New Orleans	FG	3FG	FT	R	F	Pts	A	T	B	S	M
Collins	8-14	1-1	3-7	5	2	20	0	2	0	2	34
Harris	5-11	0-0	2-2	1	5	12	1	3	0	0	18
Johnson	3-3	0-0	1-2	4	4	7	2	1	1	1	27
Richdson	4-7	0-1	0-0	1	3	8	5	1	0	0	38
Clarke	1-5	0-1	2-2	1	3	4	5	1	0	1	19
Bennett	4-9	2-4	0-0	2	3	10	0	0	0	1	17
Laiche	0-1	0-0	0-0	0	1	0	1	1	0	1	9
Dyer	1-4	0-1	0-0	0	4	2	1	1	0	1	23
Moore	1-4	0-1	0-0	4	3	2	1	1	0	0	14
Hill	0-0	0-0	0-0	0	0	0	0	0	0	0	1
Totals	**27-58**	**3-9**	**8-13**	**18**	**28**	**65**	**16**	**11**	**1**	**7**	**200**

Vanderbilt	FG	3FG	FT	R	F	Pts	A	T	B	S	M
Anglin	2-3	0-0	1-2	7	3	5	2	5	0	0	25
Grant	3-5	0-0	5-6	5	2	11	2	1	0	0	33
Reid	7-10	0-0	4-6	8	1	18	2	2	0	0	31
Wilcox	4-5	2-2	4-4	1	1	14	5	0	0	0	35
Draud	3-6	1-2	12-14	1	1	19	3	1	0	1	27
Daunic	0-0	0-0	0-0	0	0	0	0	0	0	0	1
Milholland	5-10	0-1	2-2	8	3	12	0	1	0	0	14
Wheat	2-5	0-1	3-4	3	2	7	2	1	0	0	20
Mayes	0-2	0-1	0-0	2	1	0	3	3	0	0	13
Ballestra	1-1	0-0	0-0	0	1	2	0	0	0	0	1
Totals	**24-47**	**3-7**	**31-38**	**38**	**15**	**88**	**19**	**14**	**0**	**1**	**200**

By Periods	1	2	F
UNO	28	37	65
Vanderbilt	37	51	88

FG Percentage: NO 47, VU 57; **3FG Percentage:** NO 33, VU 43;
FT Percentage: NO 62, VU 82; **Attendance:** 10,646

Vanderbilt 75, Penn State 62

National Semifinal

March 26, 1990 • New York, N.Y.

Vanderbilt	FG	3FG	FT	R	F	Pts	A	T	B	S	M
Anglin	0-3	0-2	3-4	1	0	3	6	1	0	0	26
Grant	2-2	0-0	3-4	11	2	7	0	1	1	1	24
Reid	3-7	0-0	0-0	3	2	6	1	1	0	1	31
Draud	6-12	5-9	3-4	1	2	20	2	2	0	2	23
Wilcox	3-6	2-4	2-2	5	0	10	6	4	0	1	30
Milholland	5-7	0-0	1-2	4	4	11	1	2	0	1	25
Mayes	2-3	1-1	0-0	4	0	5	3	0	0	1	20
Wheat	5-8	0-0	3-5	2	2	13	1	3	0	0	21
Totals	**26-48**	**8-16**	**15-21**	**35**	**12**	**75**	**20**	**14**	**1**	**7**	**200**

Penn State	FG	3FG	FT	R	F	Pts	A	T	B	S	M
Barnes	4-11	0-0	4-5	5	2	12	1	0	0	3	26
Hayes	5-11	0-0	0-0	3	1	10	2	1	0	2	38
Fogell	4-6	0-0	0-0	3	5	8	1	1	1	1	37
Barnes	7-13	4-10	0-0	2	1	18	6	4	0	1	38
Brown	2-9	1-3	0-0	5	4	5	8	5	0	3	34
Degitz	1-4	0-0	0-0	3	1	2	0	1	0	0	16
Joyner	0-1	0-0	0-0	0	0	0	0	0	0	0	2
Jennings	3-5	1-2	0-0	1	2	7	0	0	0	0	6
Ricks	0-1	0-0	0-0	0	0	0	0	0	0	0	2
Henderson	0-0	0-0	0-0	1	1	0	0	0	0	0	1
Totals	**26-61**	**6-15**	**4-5**	**27**	**17**	**62**	**18**	**13**	**1**	**10**	**200**

By Periods	1	2	F
Vanderbilt	39	36	75
Penn St.	31	31	62

FG Percentage: VU 54, PS 43; **3FG Percentage:** VU 50, NO 40;
FT Percentage: VU 71, NO 80; **Attendance:** 9,204

Vanderbilt 74, Saint Louis 72

National Final

March 28, 1990 • New York, N.Y.

Vanderbilt	FG	3FG	FT	R	F	Pts	A	T	B	S	M
Anglin	2-4	1-1	4-4	3	2	9	5	2	0	1	26
Grant	2-4	0-0	0-0	3	5	4	2	6	0	2	22
Reid	2-6	0-0	4-5	6	2	8	1	2	0	0	34
Draud	6-11	3-6	0-0	2	1	15	1	1	0	0	28
Wilcox	4-4	3-3	5-7	1	3	16	1	3	0	0	31
Mayes	0-3	0-2	0-0	3	0	0	3	2	0	0	16
Milholland	4-4	0-0	1-3	4	3	9	0	0	1	1	24
Wheat	2-6	2-5	7-8	3	0	13	2	3	0	0	19
Totals	**22-42**	**9-17**	**21-27**	**31**	**16**	**74**	**15**	**19**	**1**	**4**	**200**

Saint Louis	FG	3FG	FT	R	F	Pts	A	T	B	S	M
Bonner	7-10	1-1	4-5	11	2	19	3	4	1	3	39
Lichtefeld	3-8	3-5	0-0	3	4	9	3	1	0	1	26
Robinson	0-3	0-0	2-2	4	2	2	0	0	0	1	18
Nwbrry	6-12	3-5	3-4	1	5	18	8	2	0	3	39
Wallace	6-10	0-0	3-3	5	4	15	0	3	0	0	32
Jones	1-4	0-0	2-2	2	2	4	1	0	0	0	24
Baun	1-3	0-0	0-0	3	1	2	0	0	0	0	16
Ivester	0-0	0-0	0-0	1	0	0	0	0	0	0	5
Gaona	1-1	1-1	0-0	0	0	3	0	0	0	0	1
Totals	**25-61**	**8-12**	**14-16**	**31**	**21**	**72**	**15**	**12**	**1**	**8**	**200**

By Periods	1	2	F
Saint Louis	28	44	72
Vanderbilt	31	43	74

FG Percentage: VU 52, SL 41; **3FG Percentage:** VU 53, SL 67;
FT Percentage: VU 78, SL 88; **Attendance:** 12,198

1987 NIT

Vanderbilt 74, Jacksonville 72

First Round

March 12, 1987 • Nashville, Tenn.

Jacksonville	FG	3FG	FT	R	F	Pts	A	T	B	S	M
Pearson	5-14	2-5	2-2	3	4	14	0	1	1	1	30
Murphy	9-15	3-7	7-8	5	4	28	1	1	0	1	33
McDuffie	3-7	0-0	4-6	10	4	10	0	0	0	1	28
Mundine	5-10	1-3	0-0	3	2	11	1	3	1	1	24
Laguerre	1-2	0-0	0-1	0	0	2	1	2	0	0	33
Boykin	1-2	0-0	0-0	2	2	2	1	0	0	0	14
Slocum	0-5	0-0	3-5	7	3	3	1	1	0	1	22
Smith	1-2	0-0	0-0	0	1	2	0	2	1	0	16
Totals	**26-55**		**23-29**	**37**	**15**	**75**	**7**	**11**	**1**	**2**	**200**

Vanderbilt	FG	3FG	FT	R	F	Pts	A	T	B	S	M
Westbrooks	5-10	0-0	0-1	8	3	10	1	2	0	1	25
Reece	1-7	0-0	0-1	2	2	2	1	3	0	0	27
Perdue	8-10	0-0	2-4	11	4	18	1	5	2	0	33
Booker	5-8	3-3	0-0	2	2	13	0	2	0	0	27
Goheen	5-10	1-3	7-8	3	1	18	1	0	1	0	33
Wilcox	0-3	0-0	0-0	4	1	0	5	2	0	0	15
Draud	0-2	0-1	0-0	0	2	0	0	1	0	0	7
Clem	5-5	0-0	1-2	4	4	11	0	2	0	0	17
Neff	1-3	0-0	0-0	3	0	2	0	0	0	0	7
Reid	0-3	0-0	0-0	1	1	0	1	0	0	0	9
Totals	**30-61**	**4-7**	**10-16**	**41**	**20**	**74**	**10**	**17**	**3**	**1**	**200**

By Periods	1	2	F
Jacksonville	33	39	72
Vanderbilt	38	36	74

FG Percentage: JU 44, VU 49; **3FG Percentage:** JU 40, VU 57;
FT Percentage: JU 73, VU 63; **Attendance:** 6,487

NIT BOXSCORES

Vanderbilt 109, Florida State 92

Second Round

March 16, 1987 • Nashville, Tenn.

Florida State	FG	3FG	FT	R	F	Pts	A	T	B	S	M
Fitchett	2-6	1-2	0-0	1	5	5	2	1	0	0	19
Allen	7-9	0-0	2-5	11	4	16	0	1	0	2	36
Karasek	3-8	0-0	0-0	5	5	6	0	2	0	0	13
Davis	5-13	4-11	0-0	4	5	14	5	2	0	1	36
Barber	8-20	4-10	3-4	3	4	23	8	1	0	1	40
McCloud	7-12	1-4	3-4	3	4	18	1	3	0	0	24
Mateer	0-1	0-1	0-0	0	0	0	0	1	0	0	1
Carter	0-1	0-0	2-2	3	4	2	0	0	0	0	3
Hunter	0-0	0-0	0-0	2	0	0	0	0	0	1	11
Choice	4-8	0-0	0-0	2	2	8	1	1	0	1	17
Totals	**26-55**		**23-29**	**37**	**15**	**75**	**7**	**11**	**1**	**2**	**200**

Vanderbilt	FG	3FG	FT	R	F	Pts	A	T	B	S	M
Westbrooks	6-8	0-0	8-9	8	3	20	3	2	0	0	25
Reece	2-5	0-0	0-1	3	5	4	1	0	0	2	19
Perdue	9-11	0-0	4-8	8	3	22	0	2	1	0	30
Booker	6-11	3-6	7-7	6	1	22	11	2	0	0	36
Goheen	6-11	0-0	10-12	8	1	22	5	5	1	0	36
Wilcox	0-1	0-0	0-0	0	0	0	1	1	0	0	6
Grider	0-1	0-0	0-0	0	0	0	0	0	0	0	1
Draud	1-2	1-1	0-0	1	1	3	0	0	0	0	2
Rupp	0-0	0-0	0-0	1	0	0	0	0	0	0	1
Clem	2-3	0-0	1-2	7	2	5	1	0	1	0	21
Kornet	0-0	0-0	0-0	1	0	0	0	1	0	0	2
Neff	2-4	0-0	3-4	1	0	7	0	1	0	0	9
Reid	0-1	0-0	4-4	1	2	4	0	0	0	0	12
Totals	**34-58**	**4-7**	**37-47**	**47**	**18**	**109**	**22**	**14**	**3**	**2**	**200**

By Periods	1	2	F
Florida St.	44	48	92
Vanderbilt	48	61	109

FG Percentage: FSU 44.4, VU 58.6; **3FG Percentage:** FSU 35.7, VU 57.1; **FT Percentage:** FSU 66.7, VU 78.7; **Attendance:** 7,104

Southern Miss 95, Vanderbilt 88

Third Round

March 21, 1987 • Nashville, Tenn.

Southern Miss	FG	3FG	FT	R	F	Pts	A	T	B	S	M
Fisher	7-12	5-9	2-3	3	4	21	7	1	0	0	32
Siler	2-4	0-0	0-0	4	4	4	5	3	0	0	29
White	6-13	3-8	6-6	1	2	21	5	2	0	2	36
Hamilton	8-10	1-1	2-2	10	3	19	1	2	0	1	34
Keys	9-18	0-1	8-8	8	3	26	1	3	0	4	39
Pettus	0-1	0-0	0-0	0	1	0	1	2	0	0	10
Brown	0-0	0-0	0-0	1	0	0	0	0	0	0	1
Hinton	2-5	0-0	0-1	3	1	4	0	0	0	1	19
Totals	**34-63**	**9-19**	**18-20**	**31**	**18**	**95**	**20**	**13**	**0**	**8**	**200**

Vanderbilt	FG	3FG	FT	R	F	Pts	A	T	B	S	M
Westbrooks	4-11	0-0	1-2	7	4	9	1	3	0	1	29
Reece	0-1	0-0	0-0	2	1	0	3	2	0	0	16
Perdue	13-18	0-0	8-11	14	4	34	2	4	0	0	36
Booker	9-16	5-10	1-3	5	0	24	5	5	0	1	39
Goheen	6-10	3-3	0-0	2	2	4	2	0	0	0	11
Wilcox	2-3	0-0	0-0	2	2	4	2	0	0	0	11
Draud	0-4	0-2	0-1	0	0	0	0	0	0	0	5
Clem	0-2	0-0	0-0	2	4	0	1	0	0	1	20
Neff	0-2	0-0	0-0	1	1	0	0	1	0	0	4
Reid	1-2	0-0	0-0	2	2	2	1	1	0	0	15
Totals	**35-69**	**8-15**	**10-17**	**39**	**19**	**88**	**20**	**16**	**0**	**3**	**200**

By Periods	1	2	F
So. Miss.	54	41	95
Vanderbilt	36	52	88

FG Percentage: SM 54, VU 51; **3FG Percentage:** SM 47, VU 53; **FT Percentage:** SM 90, VU 59; **Attendance:** 10,287

1983 NIT

Vanderbilt 79, East Tenn. State 74

First Round

March 15, 1983 • Nashville, Tenn.

East Tenn. St.	FG	3FG	FT	R	F	Pts	A	T	B	S	M
Vinson	5-7	-	2-2	5	5	12	0	1	0	1	22
Motley	4-9	-	2-2	2	2	10	0	2	0	0	34
King	8-17	-	3-6	11	4	19	1	4	3	0	19
Mizell	3-6	-	3-5	4	3	9	1	2	0	2	40
Qsnbry	3-6	-	0-0	0	2	6	0	1	0	0	22
Stallings	5-6	-	2-2	3	2	12	0	4	0	1	18
Reese	1-4	-	4-4	3	3	6	1	2	0	1	25
Totals	**29-55**	**-**	**16-21**	**32**	**21**	**74**	**3**	**17**	**3**	**5**	**200**

Vanderbilt	FG	3FG	FT	R	F	Pts	A	T	B	S	M
Turner	3-11	-	2-2	7	3	8	0	0	0	0	29
Williams	7-14	-	3-4	10	2	17	1	3	0	1	32
Young	2-7	-	1-2	6	4	5	0	1	0	0	13
McKinney	2-5	-	0-2	4	3	4	2	2	0	2	34
Cox	11-18	-	3-3	2	1	25	5	3	0	2	38
Westbrooks	0-6	-	2-4	5	3	2	0	2	0	1	16
Dulaney	4-6	-	2-2	1	1	10	0	1	0	1	8
DuPont	3-6	-	0-0	2	0	6	1	1	0	0	9
Burrow	0-2	-	2-2	8	2	2	0	1	0	0	21
Totals	**32-75**	**-**	**15-21**	**47**	**19**	**79**	**9**	**14**	**0**	**7**	**200**

By Periods	1	2	F
ETSU	43	31	74
Vanderbilt	37	42	79

FG Percentage: ETSU 53, VU 43;
FT Percentage: ETSU 76, VU 71; **Attendance:** 7,867

Wake Forest 75, Vanderbilt 68

Second Round

March 21, 1983 • Nashville, Tenn.

Wake Forest	FG	3FG	FT	R	F	Pts	A	T	B	S	M
Toms	1-3	-	0-2	1	1	2	0	2	0	0	12
Rogers	1-3	-	2-2	5	5	4	0	1	0	0	26
Teachey	7-13	-	1-2	10	3	15	3	0	1	0	40
Rudd	6-12	-	9-11	2	0	21	1	2	0	0	37
Young	6-12	-	6-6	2	2	18	3	1	0	2	39
Davis	0-1	-	0-0	0	1	0	0	0	0	0	1
Green	4-8	-	4-4	6	1	12	0	2	0	0	23
Kepley	0-0	-	0-0	0	0	0	0	0	0	0	3
Garber	1-3	-	1-2	5	2	3	0	2	0	0	19
Totals	**26-55**	**-**	**23-29**	**37**	**15**	**75**	**7**	**11**	**1**	**2**	**200**

Vanderbilt	FG	3FG	FT	R	F	Pts	A	T	B	S	M
Turner	4-10	-	1-2	3	5	9	1	0	0	1	23
Williams	6-14	-	2-2	5	2	14	2	2	1	0	31
Young	7-19	-	5-5	9	3	19	1	2	0	1	38
McKinney	2-5	-	0-0	7	5	4	3	2	0	1	32
Cox	3-13	-	0-2	3	5	6	1	1	0	0	30
Weikert	0-0	-	0-0	0	1	0	0	0	0	0	1
Lenz	0-0	-	0-0	0	0	0	0	0	0	0	1
Westbrooks	4-5	-	0-0	5	1	8	1	0	0	0	15
Dulaney	3-8	-	0-0	1	0	6	0	1	0	1	16
DuPont	1-1	-	0-0	0	0	2	0	0	0	0	1
Burrow	0-2	-	0-0	3	1	0	0	0	0	0	12
Totals	**30-77**	**-**	**8-11**	**37**	**23**	**68**	**9**	**8**	**1**	**4**	**200**

By Periods	1	2	F
Wake Forest	25	50	75
Vanderbilt	32	36	68

FG Percentage: WF 47, VU 39;
FT Percentage: WF 79, VU 73; **Attendance:** 13,147

NIT TEAMS

2006 National Invitation Tournament



The 2005-06 Vanderbilt Commodores. **Front Row (L-R):** *Jeff Jackson, Brad Frederick, Head Coach Kevin Stallings, Julian Terrell, Mario Moore, Dan Muller, Tom Richardson, and James Strong.* **Back Row:** *Student Manager Alex Bard, Student Manager Geoff Combs, Student Manager Martin Bahar, Alex Gordon, Aubrey Hammond, George Drake, DeMarre Carroll, Ross Neltner, Alan Metcalfe, Ted Skuchas, Davis Nwankwo, Kyle Madsen, Derrick Byars, Shan Foster, Dan Cage, Strength and Conditioning Coach Mark Davis, and Athletic Trainer Mike Meyer.*

2005 National Invitation Tournament

The 2004-05 Vanderbilt Commodores. **Front Row (L-R):** *Jeff Jackson, Tom Richardson, Brad Frederick, Corey Smith, Dawid Przybyszewski, Jason Holwerda, Head Coach Kevin Stallings, Dan Muller and James Strong.* **Back Row:** *Student Manager Simon Lugge, Student Manager Martin Bahar, Mario Moore, Dan Cage, LaBraun Andrews, Davis Nwankwo, Alan Metcalfe, Ted Skuchas, Julian Terrell, DeMarre Carroll, Derrick Byars, Shan Foster, Alex Gordon, Athletic Trainer Mike Meyer and Strength and Conditioning Coach Mark Davis*

2002 National Invitation Tournament

The 2001-02 Vanderbilt Commodores. **Front Row (L-R):** *Associate Head Coach Tim Jankovich, Assistant Coach Brad Frederick, Head Coach Kevin Stallings,Chuck Moore, Darius Coulibaly, Sam Howard, Assistant Coach Jeff Jackson, Director of Basketball Operations James Strong, Administrative Assistant Dan Muller.* **Back Row:** *Student Manager Simon Lugge, Student Manager Ian Andreasen, Matt Carter, Brendan Plavich, Jason Holwerda, Brian Thornton, Matt Freije, David Przybyszewski, Martin Schnedlitz, Corey Smith, Scott Hundley, Russell Lakey, Student Manager Landon Gibbs, Athletic Trainer Rod Newman, Student Manager Dave Seecharan.*

2000 National Invitation Tournament

The 1999-2000 Vanderbilt Commodores. **Front Row (L-R):** *Administrative Assistant, Mike Miller, Assistant Coach Steve Shurina, Head Coach Kevin Stallings, Atiba Prater, Dan Langhi, James Strong, Assistant Coach Jeff Jackson, Associate Head Coach Tim Jankovich, Director of Basketball Operations Brad Frederick.* **Back Row:** *Student Manager Donato Ramos, Student Manager Jimmy Armistead, Rick Jones, Matt Carter, Sam Howard, Sam Lekwauwa, Darius Coulibaly, Greg LaPointe, Anthony Williams, Chuck Moore, Student Manager Max Butler, Student Athletic Trainer Rob Trimble, Athletic Trainer Rod Newman.*

1998 National Invitation Tournament

The 1997-98 Vanderbilt Commodores. **Front Row (L-R):** *Assistant Coach Pete Gaudet, Assistant Coach Chris Walker, Sam Howard, Atiba Prater, Austin Bates, Drew Maddux, Billy DiSpaltro, Vince Ford, James Strong, Assistant Coach Brian Ayers, Administrative Assistant Reid Martinka.* **Back Row:** *Student Manager Chris Hubbuch, Student Manager Patrick Whitlock, Michael LeBlanc,Gianni Cugini, Darius Coulibaly, Head Coach Jan van Breda Kolff, Dan Langhi, Greg LaPointe, Anthony Williams, Brian Williams, Student Athletic Trainer Peter Fischer, Strength Coach Todd Suttles.*

1996 National Invitation Tournament

The 1995-96 Vanderbilt Commodores. **Front Row (L-R):** *Assistant Head Coach Buzz Peterson, Drew Maddux, Pax Whitehead, Malik Evans, Frank Seckar, Chad Sheron, Howard Price, Vince Ford, Assistant Coach Charles Davis.* **Back Row:** *Student Athletic Trainer Ryan Cobb, Athletic Trainer Tom Bossung, Gianni Cugini, Austin Bates, J.J. Lucas, Head Coach Jan van Breda Kolff, Billy Di Spaltro, Markese Watkins, Student Manager Jeffery Wood, Student Manager Kevin Simmons.*

NIT TEAMS

1994 National Invitation Tournament

NIT RUNNER-UP

The 1993-94 Vanderbilt Commodores. **Front Row (L-R):** *Assistant Head Coach Buzz Peterson, Assistant Coach Kevin Anglin, Chris Woods, Dan Hall, Aaron Beth, Bill McCaffery, Chris Lawson, Ronnie McMahan, Bryan Milbrun,Head Coach Jan van Breda Kolff, Assistant Coach Randy Monroe.* **Back Row:** *Athletic Trainer Paul Federici, Student Athletic Trainer Galen Horton, Pax Whitehead, Howard Pride, Chad Sheron, Austin Bates, Malik Evans, Frank Seckar, Student Manger Kirk Sanders, Student Manager Paul Hopkins.*

1992 National Invitation Tournament

The 1991-92 Vanderbilt Commodores. **Front Row (L-R):** *Assistant Coach Neil Doughtery, Assistant Coach Rick Callahan, Head Coach Eddie Fogler, Kevin Anglin, Todd Milholland, Bruce Elder, Willy Daunic, Assistant Coach Mark Elliott, Assistant Coach Mike Petrone, Athletic Trainer Paul Federici.* **Back Row:** *Student Manager Paul Nixon, Aaron Beth, Bill McCaffery, Malik Evans,Chris Lawson, Rob Nunnery, Chris Woods, Dan Hall, Bryan Milburn, Ronnie McMahan, Student Manager Jeff Fowler.*

1990 National Invitation Tournament

NIT CHAMPIONS

The 1989-90 Vanderbilt Commodores. **(Front Row L-R):** *Head Coach Eddie Fogler, Assistant Coach Rick Callahan, Assistant Coach Neil Doughtery, Steve Grant, Alberto Ballestra, Derrick Wilcox, Eric Reid, Charles Mayes, Assistant Coach Mark Elliott, Assistant Coach Mike Petrone, Athletic Trainer Paul Federici.* **Back Row:** *Student Manager John Deahl, Scott Draud, Robbie Graham, Kevin Anglin, Dan Hall, Fred Benjamin, Todd Milholland, Morgan Wheat, Bruce Elder, Willy Daunic, Student Manager Sean Smith.*

1987 National Invitation Tournament

The 1986-87 Vanderbilt Commodores. **Front Row (L-R):** *Head Coach C.M. Newton, Assistant Coach John Bostick, Sydney Grider, Barry Goheen, Glen Clem, Barry Booker, Scott Draud, Derrick Wilcox, Assistant Coach Al Walters, Assistant Coach Ed Martin.* **Back Row:** *Assistant Coach Mike Petrone, Athletic Trainer Tim Bream, Bud Adams, Chip Rupp, Eric Reid, Frank Kornet, Will Perdue, Steve Reece, Randy Neff, Bobby Westbrooks, Student Manager Mike Carmody, Student Manager Ian Mahaon.*

1983 National Invitation Tournament



The 1982-83 Vanderbilt Commodores. **Front Row (L-R):** *Head Coach C.M. Newton, Phil Cox, Darrell Dulaney, Jimmy Lenz, Jeff Gary, Al McKinney, Micheal Dupont, Doug Weikert, Assistant Coach John Bostick, Assistant Coach Dale Clayton.* **Back Row (L-R):** *Athletic Trainer Joe Worden, Assistant Coach Al Walter, Andrew Adair, James Williams, Ted Young, Brett Burrow, Jeff Turner, Jeff Pfleger, Bobby Westbrooks, Student Manager Todd Berry, Student Manager James Parker, Student Manager Rick Plotkin.*

HONORS AND AWARDS

All-Americans

Year	Name	Position
2011	John Jenkins	Guard
HM-AP, 3-RV, 5-FOX		
2008	Shan Foster	Guard/Forward
1-BT, SC, RV; 2-AP, BW, SN, CH; 3-BC; HM-ES		
2007	Derrick Byars	Guard/Forward
2-RV; HM-AP		
2004	Matt Freije	Forward
1-SC; 3-BC, SN; HM-AP, SI		
2000	Dan Langhi	Forward
3-BT		
1993	Billy McCaffrey	Guard
1-WA; 2-BW, SN, BT; 3-AP, BC, UPI		
1988	Will Perdue	Center
1-AI; 3-AP, BC, BT, Wk		
1974	Jan van Breda Kolff	Guard
2-CV; 4-BC		
1969	Tom Hagan	Guard
HM-UPI		
1966	Clyde Lee	Center
1-AP, BC, BW, UPI, Cv, NE; X-Hlm		
1965	Clyde Lee	Center
1-BW, CV; 2-AP, UPI; X-Hlm		
1950	Billy Joe Adcock	Forward
2-PG; 2-Hlm, SN		

Note: 1-first team, 2=second team, 3=third team, 4=fourth team, 5=fifth team, HM=honorable mention

Key: AI - The World Almanac; AP - Associated Press; BC - National Association of Basketball Coaches; BT - Basketball Times; BW - U.S. Basketball Writers Association; CV - Converse Yearbook; ES - ESPN.com; FOX - FoxSports.com; HLM - Helms Foundation; NE - Newspaper Enterprises Assn.; PG - Police Gazette; Rv - Rivals.com; SC - Senior CLASS Award; SI - Sports Illustrated or SI.com; SN - The Sporting News; UPI - United Press International; WA - John R. Wooden Award; Wk - Basketball Weekly

Postseason Honors

NCAA ALL-TOURNAMENT

Year	Name	Position
1974	Jeff Fosnes	Forward
1965	Clyde Lee	Center
1965	Keith Thomas	Guard

NIT ALL-TOURNAMENT

Year	Name	Position
1994	Frank Seckar	Guard
1990	Scott Draud (MVP)	Guard

SEC ALL-TOURNAMENT - FIRST TEAM

Year	Name	Position
2012	John Jenkins (MVP)	Guard
2012	Lance Goulbourne	Forward
1989	Barry Booker	Forward/Guard
1981	Al Miller	Guard
1951	Dave Kardokus	Forward
1941	Pinky Lipscomb	Forward
1939	Pinky Lipscomb	Forward

SEC ALL-TOURNAMENT - 2ND TEAM

Year	Name	Position
1952	Dave Kardokus	Forward
1951	Bob Dudley Smith	Guard
1951	Al Weiss	Center
1950	Billy Joe Adcock	Forward
1949	Billy Joe Adcock	Forward
1948	Billy Joe Adcock	Forward
1940	Ross Hanna	Forward
1939	Joe Little	Guard
1936	Dick Plasman	Center
1934	Willie Geny	Forward

SEC Honors

SEC PLAYER OF THE YEAR

Year	Name	Selection
2008	Shan Foster, G/F	AP, C
2007	Derrick Byars, G/F	C
2000	Dan Langhi, F	AP, C
1993	Billy McCaffrey, G	C
1988	Will Perdue, C	C
1974	Jan van Breda Kolff, G	C
1966	Clyde Lee, C	C
1965	Clyde Lee, C	C

SEC FRESHMAN OF THE YEAR

Year	Name	Selection
1978	Mike Rhodes, F	C

SEC ALL-FRESHMAN

Year	Name	Selection
2010	John Jenkins, G	C
2009	Jeffery Taylor, G-F	C
2008	A.J. Ogilvy, C	C
2005	Shan Foster, G-F	C
2002	Brian Thornton, F	C
2001	Matt Freije, F	C
1998	Greg LaPointe, F	C
1995	Drew Maddux, G	C
1992	Ronnie McMahan, G	C
1987	Scott Draud, G	C

ALL-SEC FIRST TEAM

Year	Name	Selection
2012	John Jenkins, G	AP, C
2012	Jeffery Taylor, F	C
2011	John Jenkins, G	AP, C
2010	Jermaine Beal, G	C
2008	Shan Foster, G/F	AP, C
2007	Derrick Byars, G/F	AP, C
2006	Shan Foster, G/F	C
2004	Matt Freije, F	AP, C
2000	Dan Langhi, F	AP, C
1998	Drew Maddux, G	AP, C
1994	Billy McCaffrey, G	AP, C
1993	Billy McCaffrey, G	AP, C
1991	Scott Draud, G	C
1989	Barry Goheen, G	C
1989	Frank Kornet, C	C
1988	Will Perdue, C	UPI, AP, C
1987	Will Perdue, C	AP, C
1985	Phil Cox, G	AP, C
1984	Jeff Turner, F	AP, C
1983	Phil Cox, G	C
1982	Willie Jones, C	C
1980	Mike Rhodes, F	C
1979	Charles Davis, F	C
1976	Jeff Fosnes, F	C
1975	Jeff Fosnes, F	C
1974	Terry Compton, G	UPI, C
1974	Jan van Breda Kolff, G	UPI, AP, C
1973	Terry Compton, G	C
1971	Thorpe Weber, F	C
1970	Perry Wallace, F	C
1969	Tom Hagan, G	UPI, AP, C
1968	Tom Hagan, G	UPI, AP, C
1968	Bob Warren, F	C
1967	Bo Wyenandt, F	C
1967	Tom Hagan, G	AP, C
1966	Clyde Lee, C	UPI, AP, C
1966	Keith Thomas, G	AP, C
1965	Bob Grace, F	C
1965	Clyde Lee, C	UPI, AP, C
1965	John Ed Miller, G	UPI, C
1964	Clyde Lee, C	AP, C
1964	John Ed Miller, G	C
1963	John Russell, G	C
1962	John Russell, G	C
1961	Bill Depp, C	AP, C
1960	Bill Depp, C	C
1959	Jim Henry, G	AP, C
1958	Jim Henry, G	C
1957	Al Rochelle, G	AP
1956	Al Rochelle, G	C
1954	Dan Finch, G	AP
1951	Dave Kardokus, F	AP
1950	Billy Joe Adcock, F	AP
1948	Billy Joe Adcock, F	C

ALL-SEC SECOND TEAM

Year	Name	Selection
2012	Jeffery Taylor, F	AP
2011	Festus Ezeli, C	C
2011	Jeffery Taylor, F	C
2010	Jermaine Beal, G	AP
2010	A.J. Ogilvy, C	C
2010	Jeffery Taylor, F	C
2009	A.J. Ogilvy, C	C
2008	A.J. Ogilvy, C	C
2007	Shan Foster, G-F	C

HONORS AND AWARDS

2005	Corey Smith, G-F	C
2003	Matt Freije, F	C
1999	Dan Langhi, F	C, AP
1997	Pax Whitehead, F	C, AP
1996	Frank Seckar, G	C, AP
1995	Ronnie McMahan, G-F	C, AP
1993	Kevin Anglin, F	C
1993	Bruce Elder, F	C
1989	Barry Goheen, G	AP, UPI
1989	Frank Kornet, C	AP, UPI
1987	Will Perdue, C	AP
1985	Phil Cox, G	UPI
1984	Jeff Turner, F	UPI
1983	Phil Cox, G	AP, UPI
1980	Mike Rhodes, F	UPI
1979	Charles Davis, F	UPI, AP
1979	Tommy Springer, G	AP
1976	Jeff Fosnes, F	UPI, AP
1975	Jeff Fosnes, F	UPI, AP
1974	Terry Compton, G	AP
1974	Jeff Fosnes, F	AP
1973	Terry Compton, G	UPI
1971	Thorpe Weber, F	UPI, AP
1970	Perry Wallace, F	UPI, AP
1968	Bo Wyenandt, F	UPI
1967	Tom Hagan, G	UPI
1967	Jerry Southwood, G	UPI
1967	Bo Wyenandt, F	AP
1966	Keith Thomas, G	UPI
1965	Bob Grace, F	AP
1965	John Ed Miller, G	AP
1964	John Ed Miller, G	AP
1963	John Russell, G	AP
1962	John Russell, G	AP
1958	Jim Henry, G	AP
1957	Bobby Thym, G	AP
1956	Al Rochelle, G	AP
1956	Clarence Taylor, G	AP
1953	Dan Finch, G	AP
1952	Dave Kardokus, F	AP
1951	Bob Dudley Smith, F/G	C
1951	Al Weiss, C	C
1949	Billy Joe Adcock , F	AP

ALL-SEC THIRD TEAM

Year	Name	Selection
2003	Matt Freije, F	AP
2002	Matt Freije, F	C
2000	Atiba Prater, G	AP
1995	Frank Seckar, G	C
1994	Ronnie McMahan, G	AP, C
1993	Kevin Anglin, F	AP
1993	Bruce Elder, F	AP
1991	Kevin Anglin, G	AP
1991	Scott Draud, G	UPI, AP
1990	Scott Draud, G	UPI
1988	Barry Goheen, G	UPI, AP
1986	Brett Burrow, C	UPI
1984	Phil Cox, G	UPI, AP
1981	Charles Davis, F	UPI
1980	Mike Rhodes, F	AP
1979	Mike Rhodes, F	UPI
1979	Tommy Springer, G	UPI
1978	Charles Davis, F	UPI
1978	Mike Rhodes, F	UPI, AP
1976	Butch Feher, G	UPI, AP
1974	Jeff Fosnes, F	UPI
1973	Steve Turner, C	AP
1972	Terry Compton, G	UPI
1971	Rod Freeman, F	AP
1971	Rudy Thacker, G	UPI
1970	Thorpe Weber, F	UPI, AP
1968	Bob Warren, F	UPI, AP
1968	Bo Wyenandt, F	AP
1967	Kenny Gibbs, F	AP
1967	Jerry Southwood, G	AP
1967	Bob Warren, F	UPI, AP
1967	Bo Wyenandt, F	UPI
1965	Bob Grace, F	UPI
1961	Don Ringstaff, F	AP
1960	Ben Rowan, F	AP
1956	Bobby Thym, F	AP
1955	Al Rochelle, G	AP

ALL-SEC HONORABLE MENTION

Year	Name	Selection
2011	Festus Ezeli, C	AP
2011	Jeffery Taylor, F	AP
2010	A.J. Ogilvy, C	AP
2010	Jeffery Taylor, F	AP
2009	A.J. Ogilvy, C	AP
2008	A.J. Ogilvy, C	AP
2007	Shan Foster, G/F	AP

SEC SIXTH MAN OF THE YEAR

Year	Name	Selection
2010	John Jenkins, G	C
2004	Scott Hundley, G	C

ALL-SEC DEFENSIVE TEAM

Year	Name	Selection
2012	Jeffery Taylor	C
2011	Jeffery Taylor	C
2010	Jeffery Taylor	C

Coaches Awards

NATIONAL COACH OF THE YEAR

Year	Name	Selection
1993	Eddie Fogler	AP, UPI, CBS, USBWA, Scripps-Howard, Sports Illustrated, Sporting News, Basketball Weekly

SEC COACH OF THE YEAR

Year	Name	Selection
2010	Kevin Stallings	C
2007	Kevin Stallings	C
1993	Eddie Fogler	AP, C
1989	C.M. Newton	AP
1988	C.M. Newton	AP, UPI
1979	Wayne Dobbs	UPI
1976	Roy Skinner	UPI
1974	Roy Skinner	AP, UPI
1967	Roy Skinner	AP, UPI
1965	Roy Skinner	AP, UPI

VANDERBILT HALL OF FAME

Yr Inducted	Player	Yrs
2008	Clyde Lee	1964-66
2008	Perry Wallace	1968-70
2009	Roy Skinner (Coach)	1959, 1962-76
2009	Charles Davis	1977-81
2010	Shan Foster	2006-09
2010	Ed Martin (Coach)	1985-89
2011	Will Perdue	1984-88
2013	Billy Joe Adcock	1948-50
2013	Pinky Lipscomb	1939-41

USA BASKETBALL

Year	Name	Team
2011	John Jenkins	World University Games (China)
2007	Shan Foster	Pan Am Games (Brazil)
1984	Jeff Turner	Olympics (Los Angeles)
1982	Jeff Turner	World Championships (Columbia)
1979	Tommy Springer	World University Games (Mexico)

ACADEMIC AWARDS

FIRST TEAM ACADEMIC ALL-AMERICAN

Year	Name
1993	Bruce Elder*
1976	Jeff Fosnes
1975	Jeff Fosnes

***All-American of the Year**

SECOND TEAM ACADEMIC ALL-AMERICAN

Year	Name
1996	Frank Seckar
1992	Bruce Elder
1991	Steve Grant

HONORS AND AWARDS

ACADEMIC ALL-SEC

Year	Name
2013	Shelby Moats
2012	Festus Ezeli, Josh Henderson, Aaron Noll, Jordan Smart
2011	Joe Duffy, Chris Meriwether, Aaron Noll, Jordan Smart
2010	Elliott Cole, Joe Duffy, Chris Meriwether, Jordan Smart
2009	Elliott Cole, Joe Duffy, Andre Walker
2008	Ross Neltner, Davis Nwankwo, Elliott Cole
2007	Dan Cage, Ross Neltner, Ted Skuchas
2006	Dan Cage
2005	Dan Cage, Jason Holwerda, Dawid Przybyszewski, Ted Skuchas
2004	Jason Holwerda, Russell Lakey, Dawid Przybyszewski, Martin Schnedlitz
2003	Matt Carter, Russell Lakey, Martin Schnedlitz
2002	Matt Carter, Greg LaPointe
2001	Matt Carter, Sam Howard
2000	Darius Coulibaly, Atiba Prater, James Strong, Sam Howard
1999	Vince Ford
1998	Billy Di Spaltro, Drew Maddux
1997	Howard Pride
1996	Frank Seckar, Chad Sheron
1995	Bryan Milburn, Frank Seckar, Chad Sheron, Pax Whitehead
1994	Bryan Milburn, Frank Seckar, Chad Sheron
1993	Kevin Anglin, Bruce Elder, Bryan Milburn
1992	Kevin Anglin, Bruce Elder
1991	Kevin Anglin, Scott Draud, Bruce Elder, Steve Grant, Charles Mayes
1990	Alberto Ballestra, Scott Draud, Steve Grant, Charles Mayes
1989	James Amsler, Barry Goheen, Steve Grant, Charles Mayes
1988	Barry Booker, Barry Goheen
1987	Barry Goheen, Steve Reece
1986	Steve Reece
1985	Phil Cox, Steve Reece
1984	Phil Cox, Al McKinney, Jeff Turner
1983	Phil Cox, Al McKinney, Jeff Turner, Doug Weikert
1980	Pat Berwanger
1979	Tom Shultz
1978	Tom Shultz
1977	Tom Shultz
1976	Jeff Fosnes, Mike Moore
1975	Jeff Fosnes
1974	Bob Chess, Terry Compton, Jeff Fosnes
1973	Ray Maddux
1972	Ray Maddux
1971	Van Oliver
1970	Ralph Mayes
1969	Ralph Mayes
1968	Gene Lockyear
1967	Gene Lockyear
1966	Ron Knox, Gene Lockyear
1963	Bob Scott

Leadership & Sportsmanship

ROY SKINNER AWARD

(Presented by the Kiwanis Club to the player who exhibited excellence in leadership, perseverance and performance during his career)

Year	Name
2006	Julian Terrell
2005	Jason Holwerda
2004	Matt Freije
2003	Matt Carter
2002	Darius Coulibaly, Sam Howard
2001	Greg LaPointe, Anthony Williams
2000	Dan Langhi
1999	Vince Ford
1998	Austin Bates, Billy Di Spaltro, Drew Maddux
1997	Howard Pride
1996	Frank Seckar
1995	Ronnie McMahan
1994	Billy McCaffrey
1993	Kevin Anglin, Bruce Elder
1992	Todd Milholland
1991	Charles Mayes, Steve Grant, Scott Draud
1990	Derrick Wilcox

CIVITAN SPORTSMANSHIP AWARD

Year	Name
2003	Matt Freije
1997	Drew Maddux
1994	Dan Hall
1993	Kevin Anglin
1992	Todd Milholland
1991	Charles Mayes
1990	Derrick Wilcox
1989	James Amsler
1988	Barry Booker
1987	Steve Reece
1986	Jeff Gary
1985	Phil Cox
1984	Jimmy Lenz
1983	James Williams
1982	Doug Weikert
1981	Brian Allsmiller
1980	Mark Elliott
1979	Mark Elliott
1977	Tim Thompson
1976	Joe Ford
1975	Bob Chess
1974	Lee Fowler
1973	Terry Compton
1972	Tom Arnholt
1970	Perry Wallace
1969	Tom Hagan
1968	Bob Warren
1967	Bob Warren
1966	Keith Thomas
1965	Clyde Lee
1964	Clyde Lee
1963	Jerry Hall
1962	Bobby Bland
1961	Larry Banks
1960	Jim Henry, Ben Rowan

SEC SPORTSMANSHIP AWARD

(Presented by the Tennessee Club. Based on vote by league players)

Year	Name
1970	Perry Wallace
1968	Bob Warren
1966	Clyde Lee
1965	John Ed Miller

1,000-POINT SCORERS

1 - SHAN FOSTER - 2,011 POINTS

Year	G	FG-A	PCT.	3FG-A	PCT	FT-A	PCT.	PTS	AVG.
2004-05	34	104-236	.441	69-155	.445	35-43	.814	312	9.2
2005-06	30	162-359	.451	90-217	.415	63-83	.759	477	15.9
2006-07	34	191-425	.449	74-214	.346	75-89	.843	531	15.6
2007-08	34	242-463	.523	134-286	.469	73-96	.760	691	20.3
Totals	**132**	**699-1483**	**.471**	**367-872**	**.421**	**246-311**	**.791**	**2011**	**15.2**

2 - JEFFERY TAYLOR - 1,897 POINTS

Year	G	FG	PCT.	3FG-A	PCT	FT-A	PCT.	PTS	AVG.
2008-09	31	136-271	.502	9-41	.220	96-139	.691	377	12.2
2009-10	33	148-300	.493	1-11	.091	141-189	.746	438	13.3
2010-11	34	171-381	.449	39-113	.345	120-167	.719	501	14.7
2011-12	36	210-426	.493	66-156	.423	95-157	.605	581	16.1
Totals	**134**	**665-1378**	**.483**	**115-321**	**.358**	**452-652**	**.693**	**1897**	**14.2**

3 - MATT FREIJE - 1,891 POINTS

Year	G	FG-A	PCT.	3FG-A	PCT	FT-A	PCT.	PTS	AVG.
2000-01	27	98-197	.497	23-59	.390	61-77	.792	280	10.4
2001-02	32	171-367	.466	33-97	.340	109-142	.768	484	15.1
2002-03	29	178-402	.443	65-185	.351	99-124	.798	520	17.9
2003-04	33	185-446	.415	62-174	.356	175-222	.788	607	18.4
Totals	**121**	**447-966**	**.463**	**121-341**	**.355**	**269-343**	**.784**	**1284**	**14.6**

4 - PHIL COX - 1,724 POINTS

Year	G	FG-A	PCT.	3FG-A	PCT	FT-A	PCT.	PTS	AVG.
1981-82	28	126-255	.494	-	-	126-145	.869	378	13.5
1982-83	33	182-377	.483	-	-	113-126	.897	477	14.5
1983-84	29	166-350	.474	-	-	92-115	.800	424	14.6
1984-85	27	167-338	.498	-	-	111-127	.874	445	16.5
Totals	**117**	**641-1320**	**.486**	**-**	**-**	**442-513**	**.862**	**1724**	**14.7**

5 - RONNIE MCMAHAN - 1,719 POINTS

Year	G	FG-A	PCT.	3FG-A	PCT	FT-A	PCT.	PTS	AVG.
1991-92	30	109-264	.413	58-157	.369	59-82	.720	335	11.2
1992-93	34	127-271	.469	73-167	.437	49-74	.662	376	11.1
1993-94	32	165-378	.437	87-228	.382	80-93	.860	497	15.5
1994-95	28	165-439	.376	78-222	.351	103-140	.736	511	18.3
Totals	**124**	**566-1352**	**.418**	**296-774**	**.382**	**291-389**	**.748**	**1719**	**13.9**

6 - MIKE RHODES - 1,699 POINTS

Year	G	FG-A	PCT.	3FG-A	PCT	FT-A	PCT.	PTS	AVG.
1977-78	27	202-424	.476	-	-	103-127	.811	507	18.8
1978-79	27	174-362	.481	-	-	72-87	.827	420	15.5
1979-80	26	195-398	.489	-	-	89-110	.809	479	18.4
1980-81	23	112-230	.487	-	-	69-84	.821	293	12.7
Totals	**103**	**683-1414**	**.483**	**-**	**-**	**333-408**	**.816**	**1699**	**16.5**

7 - CLYDE LEE - 1,691 POINTS

Year	G	FG-A	PCT.	3FG-A	PCT	FT-A	PCT.	PTS	AVG.
1963-64	25	176-410	.429	-	-	119-176	.676	471	18.8
1964-65	28	239-516	.463	-	-	153-228	.671	631	22.5
1965-66	26	218-457	.455	-	-	153-206	.742	589	22.6
Totals	**79**	**633-1383**	**.457**	**-**	**-**	**425-610**	**.697**	**1691**	**21.4**

8 - DREW MADDUX - 1,689 POINTS

Year	G	FG-A	PCT.	3FG-A	PCT	FT-A	PCT.	PTS	AVG.
1994-95	27	86-216	.398	34-99	.343	51-59	.864	257	9.5
1995-96	32	155-388	.399	56-162	.346	81-106	.764	447	14.0
1996-97	31	133-312	.426	57-163	.350	109-142	.768	432	13.9
1997-98	33	197-432	.456	79-217	.364	80-106	.755	553	16.8
Totals	**123**	**571-1348**	**.424**	**226-641**	**.353**	**321-413**	**.777**	**1689**	**13.7**

9 - CHARLES DAVIS - 1,675 POINTS

Year	G	FG-A	PCT.	3FG-A	PCT	FT-A	PCT.	PTS	AVG.
1976-77	26	164-368	.446	-	-	71-94	.755	399	15.3
1977-78	25	178-353	.504	-	-	63-87	.724	419	16.8
1978-79	27	203-352	.577	-	-	96-130	.738	502	18.6
1979-80	1	3-6	.500	-	-	0-0	.000	6	6.0
1980-81	26	135-249	.542	-	-	79-99	.798	349	13.4
Totals	**105**	**683-1328**	**.514**	**-**	**-**	**309-410**	**.754**	**1675**	**16.0**

10 - JOHN JENKINS - 1,660 POINTS

Year	G	FG-A	PCT.	3FG-A	PCT	FT-A	PCT.	PTS	AVG.
2009-10	31	110-234	.470	72-149	.483	48-60	.800	340	11.0
2010-11	32	190-411	.462	100-245	.408	144-161	.894	624	19.5
2011-12	35	217-458	.474	134-305	.439	128-153	.837	696	19.9
Totals	**98**	**517-1103**	**.469**	**306-699**	**.438**	**320-374**	**.856**	**1660**	**16.9**

11 - JEFF FOSNES - 1,579 POINTS

Year	G	FG-A	PCT.	3FG-A	PCT	FT-A	PCT.	PTS	AVG.
1972-73	21	69-129	.535	-	-	30-43	.698	168	8.0
1973-74	28	148-306	.484	-	-	58-79	.734	354	12.6
1974-75	26	238-432	.551	-	-	99-132	.750	575	22.1
1975-76	27	196-404	.485	-	-	90-119	.756	482	17.9
Totals	**102**	**651-1271**	**.512**	**-**	**-**	**277-373**	**.743**	**1579**	**15.5**

12 - TOM HAGAN - 1,514 POINTS

Year	G	FG-A	PCT.	3FG-A	PCT	FT-A	PCT.	PTS	AVG.
1966-67	26	170-331	.514	-	-	103-132	.780	443	17.0
1967-68	24	161-333	.483	-	-	141-167	.844	463	19.2
1968-69	26	246-480	.513	-	-	116-133	.872	608	23.4
Totals	**76**	**577-1144**	**.504**	**-**	**-**	**360-432**	**.833**	**1514**	**19.9**

13 - BARRY GOHEEN - 1,509 POINTS

Year	G	FG-A	PCT.	3FG-A	PCT	FT-A	PCT.	PTS	AVG.
1985-86	28	91-168	.542	-	-	44-52	.846	226	8.1
1986-87	34	138-297	.465	29-78	.372	114-136	.838	419	12.3
1987-88	31	134-287	.467	29-67	.433	86-112	.768	383	12.4
1988-89	33	158-352	.449	60-137	.438	105-139	.755	481	14.6
Totals	**126**	**521-1104**	**.472**	**118-282**	**.418**	**349-439**	**.795**	**1509**	**12.0**

14 - DAN LANGHI - 1,502 POINTS

Year	G	FG-A	PCT.	3FG-A	PCT	FT-A	PCT.	PTS	AVG.
1996-97	31	33-76	.434	9-27	.333	55-74	.743	130	4.2
1997-98	31	68-162	.420	24-67	.358	36-47	.766	196	6.3
1998-99	29	162-388	.418	47-122	.385	141-167	.844	512	17.7
1999-00	30	222-465	.477	58-144	.403	162-186	.871	664	22.1
Totals	**121**	**485-1091**	**.446**	**138-360**	**.383**	**394-474**	**.831**	**1502**	**12.4**

15 - A.J. OGILVY - 1,468 POINTS

Year	G	FG-A	PCT.	3FG-A	PCT	FT-A	PCT.	PTS	AVG.
2007-08	34	201-342	.588	0-2	.000	176-229	.769	578	17.0
2008-09	29	152-280	.543	7-27	.259	137-196	.699	448	15.4
2009-10	33	142-279	.509	0-0	.000	158-216	.731	442	13.4
Totals	**96**	**495-901**	**.549**	**7-29**	**.241**	**471-641**	**.735**	**1468**	**15.3**

16 - SCOTT DRAUD - 1,466 POINTS

Year	G	FG-A	PCT.	3FG-A	PCT	FT-A	PCT.	PTS	AVG.
1986-87	34	80-190	.421	54-123	.439	34-45	.756	248	7.3
1987-88	31	69-172	.401	43-101	.426	35-44	.796	216	7.0
1989-90	35	178-415	.429	90-208	.433	100-115	.870	546	15.6
1990-91	30	146-331	.441	101-225	.449	63-72	.875	456	15.2
Totals	**130**	**473-1108**	**.427**	**288-657**	**.438**	**232-276**	**.841**	**1466**	**11.3**

1,000-POINT SCORERS

17 - BOBBY THYM - 1,403 POINTS

Year	G	FG-A	PCT.	3FG-A	PCT	FT-A	PCT.	PTS	AVG.
1953-54	22	110-276	.399	-	-	76-123	.618	296	13.5
1954-55	22	112-356	.315	-	-	128-177	.723	352	16.0
1955-56	23	118-298	.362	-	-	143-204	.701	379	16.5
1956-57	22	135-318	.425	-	-	106-171	.620	376	17.1
Totals	**89**	**475-1248**	**.381**	**-**	**-**	**453-675**	**.671**	**1403**	**15.8**

18 - KEVIN ANGLIN - 1,389 POINTS

Year	G	FG-A	PCT.	3FG-A	PCT	FT-A	PCT.	PTS	AVG.
1989-90	35	42-124	.339	5-36	.139	84-104	.808	173	4.9
1990-91	30	110-229	.480	34-84	.405	91-120	.758	345	11.5
1991-92	30	148-324	.457	55-137	.402	155-207	.749	506	16.9
1992-93	34	120-312	.385	40-144	.278	85-118	.720	365	10.7
Totals	**129**	**420-989**	**.425**	**134-401**	**.344**	**415-549**	**.756**	**1389**	**10.8**

19 - BILLY MCCAFFREY - 1,359 POINTS

Year	G	FG-A	PCT.	3FG-A	PCT	FT-A	PCT.	PTS	AVG.
1992-93	34	241-436	.553	83-162	.512	134-154	.870	699	20.6
1993-94	32	217-476	.456	58-154	.377	168-189	.880	660	20.6
Totals	**66**	**458-912**	**.502**	**141-316**	**.446**	**302-343**	**.880**	**1359**	**20.6**

20 - BUTCH FEHER - 1,345 POINTS

Year	G	FG-A	PCT.	3FG-A	PCT	FT-A	PCT.	PTS	AVG.
1972-73	21	44-109	.404	-	-	30-47	.638	118	5.6
1973-74	28	84-211	.398	-	-	69-84	.821	237	8.5
1974-75	26	197-385	.512	-	-	139-182	.764	533	20.5
1975-76	27	173-362	.478	-	-	111-144	.771	457	16.9
Totals	**102**	**498-1067**	**.467**	**-**	**-**	**349-457**	**.763**	**1345**	**13.2**

21 - TERRY COMPTON - 1,326 POINTS

Year	G	FG-A	PCT.	3FG-A	PCT	FT-A	PCT.	PTS	AVG.
1971-72	26	173-319	.542	-	-	109-153	.712	450	17.3
1972-73	26	191-388	.492	-	-	79-104	.760	461	17.7
1973-74	28	163-358	.455	-	-	89-102	.873	415	14.8
Totals	**80**	**527-1065**	**.495**	**-**	**-**	**277-359**	**.772**	**1326**	**16.6**

22 - FRANK SECKAR - 1,317 POINTS

Year	G	FG-A	PCT.	3FG-A	PCT	FT-A	PCT.	PTS	AVG.
1992-93	34	45-112	.402	30-70	.429	32-44	.727	152	4.5
1993-94	32	88-201	.438	62-138	.449	46-63	.730	284	8.9
1994-95	28	117-272	.430	83-195	.426	41-58	.707	358	12.8
1995-96	32	170-407	.418	103-272	.379	80-108	.741	523	16.3
Totals	**126**	**429-992**	**.428**	**278-675**	**.419**	**199-273**	**.729**	**1317**	**10.5**

23 - BARRY BOOKER - 1,310 POINTS

Year	G	FG-A	PCT.	3FG-A	PCT	FT-A	PCT.	PTS	AVG.
1985-86	26	38-90	.422	-	-	18-25	.720	94	3.6
1986-87	34	134-281	.477	85-170	.500	50-60	.833	403	11.9
1987-88	31	120-266	.451	74-171	.433	24-32	.750	338	10.9
1988-89	33	166-352	.472	87-194	.449	56-86	.667	475	14.4
Totals	**124**	**458-989**	**.463**	**246-535**	**.460**	**148-203**	**.729**	**1310**	**10.6**

24 - WILL PERDUE - 1,281 POINTS

Year	G	FG-A	PCT.	3FG-A	PCT	FT-A	PCT.	PTS	AVG.
1983-84	17	21-45	.467	-	-	4-9	.444	46	2.7
1985-86	22	31-53	.585	-	-	14-32	.438	76	3.2
1986-87	34	233-389	.599	-	-	126-204	.618	592	17.4
1987-88	31	234-369	.634	-	-	99-147	.674	567	18.3
Totals	**104**	**519-856**	**.606**	**-**	**-**	**243-392**	**.620**	**1281**	**12.3**

25 - JEFF TURNER - 1,271 POINTS

Year	G	FG-A	PCT.	3FG-A	PCT	FT-A	PCT.	PTS	AVG.
1980-81	28	40-96	.417	-	-	20-31	.645	100	3.6
1981-82	27	99-189	.524	-	-	52-71	.732	250	9.3
1982-83	33	180-366	.492	-	-	75-98	.765	435	13.2
1983-84	29	200-375	.533	-	-	86-102	.843	486	16.8
Totals	**117**	**519-1026**	**.506**	**-**	**-**	**233-302**	**.771**	**1271**	**10.9**

26 - JERMAINE BEAL - 1,253 POINTS

Year	G	FG-A	PCT.	3FG-A	PCT	FT-A	PCT.	PTS	AVG.
2006-07	34	33-98	.337	10-38	.263	52-65	.800	128	3.8
2007-08	34	71-185	.384	31-99	.313	84-111	.757	257	7.6
2008-09	31	118-280	.421	58-144	.403	93-113	.823	387	12.5
2009-10	33	158-359	.440	72-190	.379	93-116	.802	481	14.6
Totals	**132**	**380-922**	**.412**	**171-471**	**.363**	**322-405**	**.795**	**1253**	**9.5**

27 - BRAD TINSLEY - 1,252 POINTS

Year	G	FG-A	PCT.	3FG-A	PCT	FT-A	PCT.	PTS	AVG.
2008-09	31	108-258	.419	69-168	.411	56-68	.824	341	11.0
2009-10	33	77-190	.405	31-105	.295	44-51	.863	229	6.9
2010-11	34	115-264	.436	45-122	.369	84-102	.824	359	10.6
2011-12	36	110-232	.474	44-106	.415	59-69	.855	323	9.0
Totals	**134**	**410-944**	**.434**	**189-501**	**.377**	**243-290**	**.838**	**1252**	**9.3**

28 - THORPE WEBER - 1,209 POINTS

Year	G	FG-A	PCT.	3FG-A	PCT	FT-A	PCT.	PTS	AVG.
1968-69	26	138-282	.489	-	-	86-116	.741	362	13.9
1969-70	26	161-377	.427	-	-	86-131	.656	408	15.7
1970-71	26	174-390	.446	-	-	91-131	.695	439	16.9
Totals	**78**	**473-1049**	**.451**	**-**	**-**	**263-378**	**.696**	**1209**	**15.5**

29 - AL ROCHELLE - 1,206 POINTS

Year	G	FG-A	PCT.	3FG-A	PCT	FT-A	PCT.	PTS	AVG.
1953-54	8	10-36	.278	-	-	29-41	.707	49	6.1
1954-55	22	119-309	.385	-	-	117-157	.745	355	16.1
1955-56	23	134-345	.388	-	-	153-204	.750	421	18.3
1956-57	22	153-376	.407	-	-	75-96	.781	381	17.3
Totals	**75**	**416-1066**	**.390**	**-**	**-**	**374-498**	**.751**	**1206**	**16.1**

30 - JIM HENRY - 1,198 POINTS

Year	G	FG-A	PCT.	3FG-A	PCT	FT-A	PCT.	PTS	AVG.
1956-57	22	95-212	.448	-	-	101-151	.670	291	13.2
1957-58	24	182-393	.463	-	-	129-187	.790	493	20.5
1958-59	22	148-310	.477	-	-	118-150	.787	414	18.8
Totals	**68**	**425-915**	**.464**	**-**	**-**	**348-488**	**.713**	**1198**	**17.6**

31 - JOE FORD - 1,193 POINTS

Year	G	FG-A	PCT.	3FG-A	PCT	FT-A	PCT.	PTS	AVG.
1972-73	26	46-121	.380	-	-	48-64	.750	140	5.4
1973-74	28	115-229	.502	-	-	66-89	.742	296	10.6
1974-75	26	121-257	.471	-	-	94-112	.839	336	12.9
1975-76	27	159-309	.515	-	-	103-126	.817	421	15.6
Totals	**107**	**441-916**	**.481**	**-**	**-**	**311-391**	**.795**	**1193**	**11.1**

32 - BILLY JOE ADCOCK - 1,190 POINTS

Year	G	FG-A	PCT.	3FG-A	PCT	FT-A	PCT.	PTS	AVG.
1946-47	14	67	-	-	-	26-47	.553	160	11.4
1947-48	22	144	-	-	-	88-129	.682	376	17.1
1948-49	22	130	-	-	-	79-125	.632	339	15.4
1949-50	25	112	-	-	-	91-141	.645	315	12.5
Totals	**83**	**453**	**-**	**-**	**-**	**284-442**	**.643**	**1190**	**14.3**

1,000-POINT SCORERS

33 - BRETT BURROW - 1,149 POINTS

Year	G	FG-A	PCT.	3FG-A	PCT	FT-A	PCT.	PTS	AVG.
1982-83	33	53-120	.442	-	-	52-65	.800	158	4.8
1983-84	29	90-175	.514	-	-	41-64	.641	221	7.6
1984-85	28	137-265	.517	-	-	126-148	.851	400	14.3
1985-86	28	126-256	.492	-	-	118-143	.825	370	13.2
Totals	**118**	**406-816**	**.498**	**-**	**-**	**337-420**	**.802**	**1149**	**9.7**

34 - BABE TAYLOR - 1,144 POINTS

Year	G	FG-A	PCT.	3FG-A	PCT	FT-A	PCT.	PTS	AVG.
1952-53	19	95-276	.344	-	-	17-23	.739	207	10.9
1953-54	22	105-318	.330	-	-	62-74	.838	272	12.4
1954-55	20	137-384	.357	-	-	67-93	.720	341	17.0
1955-56	23	141-391	.361	-	-	42-57	.737	324	14.1
Totals	**84**	**478-1371**	**.349**	**-**	**-**	**188-247**	**.761**	**1144**	**13.6**

35 - MARIO MOORE - 1,137 POINTS

Year	G	FG	PCT.	3FG-A	PCT	FT-A	PCT.	PTS	AVG.
2002-03	29	59-179	.330	35-101	.347	23-37	.622	176	6.1
2003-04	33	132-336	.393	66-182	.363	41-53	.774	371	11.2
2004-05	34	155-348	.445	77-193	.399	72-89	.809	459	13.5
2005-06	24	49-145	.338	19-83	.229	14-23	.609	131	5.5
Totals	**120**	**395-1008**	**.392**	**197-559**	**.352**	**150-202**	**.743**	**1137**	**9.5**

36 - BRUCE ELDER - 1,086 POINTS

Year	G	FG	PCT.	3FG-A	PCT	FT-A	PCT.	PTS	AVG.
1990-91	30	117-248	.472	26-71	.361	80-106	.755	340	11.3
1991-92	29	124-260	.477	33-78	.423	79-110	.718	360	12.4
1992-93	34	142-239	.594	20-52	.385	82-105	.781	386	11.4
Totals	**93**	**383-747**	**.513**	**79-202**	**.391**	**241-321**	**.751**	**1086**	**11.7**

37 - BO WYENANDT - 1,078 POINTS

Year	G	FG	PCT.	3FG-A	PCT	FT-A	PCT.	PTS	AVG.
1965-66	26	127-271	.469	-	-	75-101	.743	329	12.7
1966-67	26	160-313	.514	-	-	75-101	.743	395	16.5
1967-68	26	124-289	.429	-	-	106-127	.835	354	13.6
Totals	**78**	**411-873**	**.471**	**-**	**-**	**256-329**	**.778**	**1078**	**13.8**

38 - TODD MILHOLLAND - 1,053 POINTS

Year	G	FG	PCT.	3FG-A	PCT	FT-A	PCT.	PTS	AVG.
1988-89	31	36-75	.480	2-6	.333	14-17	.824	88	2.8
1989-90	35	134-258	.519	11-29	.379	58-78	.744	337	9.6
1990-91	24	102-196	.520	4-13	.308	74-91	.813	282	11.8
1991-92	29	140-260	.539	5-15	.333	61-75	.813	346	11.9
Totals	**119**	**412-789**	**.522**	**22-63**	**.349**	**207-261**	**.793**	**1053**	**8.8**

39 - DAN FINCH - 1,045 POINTS

Year	G	FG	PCT.	3FG-A	PCT	FT-A	PCT.	PTS	AVG.
1951-52	25	67-191	.351	-	-	58-96	.604	192	7.7
1952-53	18	124-351	.353	-	-	124-183	.678	372	20.7
1953-54	22	165-427	.386	-	-	151-211	.716	481	21.9
Totals	**65**	**356-969**	**.367**	**-**	**-**	**333-490**	**.680**	**1045**	**16.1**

40 - SAM HOWARD - 1,042 POINTS

Year	G	FG	PCT.	3FG-A	PCT	FT-A	PCT.	PTS	AVG.
1998-99	29	79-213	.371	58-158	.367	17-23	.739	233	8.0
1999-00	30	109-280	.389	78-216	.361	20-27	.741	316	10.5
2000-01	30	69-201	.343	35-120	.292	20-27	.741	193	6.4
2001-02	31	108-237	.456	67-159	.421	17-25	.680	300	9.7
Totals	**120**	**365-931**	**.392**	**238-653**	**.364**	**74-102**	**.725**	**1042**	**8.7**

41 - AUSTIN BATES - 1,020 POINTS

Year	G	FG	PCT.	3FG-A	PCT	FT-A	PCT.	PTS	AVG.
1993-94	15	4-11	.364	0-0	.000	3-6	.500	11	0.7
1995-96	32	80-169	.473	0-0	.000	14-23	.609	174	5.4
1996-97	31	158-302	.523	0-2	.000	63-89	.708	379	12.2
1997-98	33	181-355	.510	0-2	.000	93-139	.676	456	13.8
Totals	**111**	**423-837**	**.505**	**0-4**	**.000**	**173-257**	**.673**	**1,020**	**9.2**

42 - PERRY WALLACE - 1,010 POINTS

Year	G	FG	PCT.	3FG-A	PCT	FT-A	PCT.	PTS	AVG.
1967-68	26	111-260	.426	-	-	30-60	.500	252	9.7
1968-69	26	135-308	.438	-	-	27-53	.509	297	11.4
1969-70	26	197-400	.493	-	-	67-87	.770	461	17.7
Totals	**78**	**443-968**	**.458**	**-**	**-**	**124-200**	**.620**	**1010**	**12.9**

43 - ALEX GORDON - 1,007 POINTS

Year	G	FG	PCT.	3FG-A	PCT	FT-A	PCT.	PTS	AVG.
2004-05	34	57-166	.343	40-116	.345	50-64	.781	204	6.0
2005-06	30	50-132	.379	31-84	.369	39-53	.736	170	5.7
2006-07	34	80-202	.396	52-136	.382	53-72	.736	265	7.8
2007-08	34	111-275	.404	77-192	.401	69-88	.784	369	10.8
Totals	**132**	**298-775**	**.385**	**200-528**	**.379**	**211-277**	**.762**	**1007**	**7.6**

VANDERBILT IN THE PROS

John Jenkins
2012

Festus Ezeli
2012

Jeffery Taylor
2012

Shan Foster
2008

Derrick Byars
2007

Matt Freije
2005

Frank Kornet
1990-91

Jeff Turner
1985-87, 1990-96

Bill Ligon
1974

Clyde Lee
1967-1971

COMMODORES IN THE NBA DRAFT

Year	Player	Team	Round
2012	John Jenkins	Atlanta	1st (23rd pick)
	Festus Ezeli	Golden State	1st (30th pick)
	Jeffery Taylor	Charlotte	2nd (31st pick)
2008	Shan Foster	Dallas	2nd
2007	Derrick Byars	Portland (Traded to Philadelphia)	2nd
2004	Matt Freije	Miami	2nd
2000	Dan Langhi	Dallas (Traded to Houston)	2nd
1989	Frank Kornet	Milwaukee	2nd
1988	Will Perdue	Chicago	1st (11th pick)
1987	Glen Clem	New York	5th
1984	Jeff Turner	New Jersey	1st (7th pick)
1981	Charles Davis	Washington	2nd
	Mike Rhodes	San Antonio	5th
1980	Tommy Springer	Denver	7th
1976	Butch Feher	Phoenix	2nd
	Jeff Fosnes	Golden State	4th
1974	Jan van Breda Kolff	Portland	2nd
	Terry Compton	Kansas City-Omaha	4th
	Bill Ligon	Detroit	10th
1973	Steve Turner	Boston	10th
	Rod Freeman	Philadelphia	11th
1971	Thorpe Weber	Boston	6th
1970	Perry Wallace	Philadelphia	5th
1969	Tom Hagan	San Francisco	3rd
	Bob Bundy	Atlanta	7th
1968	Bob Warren	Atlanta	4th
	Bo Wyenandt	Cincinnati	10th
1967	Jerry Southwood	Baltimore	18th
1966	Clyde Lee	San Francisco	1st (3rd pick)
	Keith Thomas	Los Angeles	6th
1961	Bill Depp	Boston	3rd
1959	Jim Henry	Minneapolis	6th
1957	Al Rochelle	St. Louis	5th
1954	Dan Finch	Minneapolis	—
1951	George Kelley	Indianapolis	—
1950	Billy Joe Adcock	Fort Wayne	—

Careers in Professional Basketball

CHARLES DAVIS
Washington (NBA) 1982-1985
Milwaukee (NBA) 1985-1988
San Antonio (NBA) 1988
Chicago (NBA) 1989-1990

FESTUS EZELI
Golden State (NBA), 2012-

BUTCH FEHER
Phoenix (NBA) 1977

ROD FREEMAN
Philadelphia (NBA) 1974

MATT FREIJE
New Orleans (NBA) 2005
Nashville (ABA) 2005
Atlanta (NBA) 2007

JOHN JENKINS
Atlanta (NBA) 2012-

TOM HAGAN
Dallas (ABA) 1970-71
Kentucky (ABA) 1971

WILLIE "HUTCH" JONES
San Diego (NBA) 1983-84

FRANK KORNET
Milwaukee (NBA) 1990-91

DAN LANGHI
Houston (NBA) 2001-02
Phoenix (NBA) 2003
Golden State (NBA) 2004
Milwaukee (NBA) 2004

CLYDE LEE
San Francisco (NBA) 1967-71
Golden State (NBA) 1972-74
Atlanta (NBA) 1975
Philadelphia (NBA) 1975-76

BILL LIGON
Detroit (NBA) 1975

WILL PERDUE
Chicago (NBA) 1989-95
San Antonio (NBA) 1996-99
Chicago (NBA) 2000

ROGER SCHURIG
Houston (ABA)-1968

JEFFERY TAYLOR
Charlotte (NBA) - 2012-

JEFF TURNER
New Jersey (NBA)-1985-87
Orlando Magic (NBA)
1990-96

JAN VAN BREDA KOLFF
Denver (ABA) 1975
Virginia (ABA) 1976
Kentucky (ABA) 1976
N.Y./N.J Nets (NBA) 1977-83

BOB WARREN
Los Angeles (ABA) 1969-70
Memphis (ABA)-1971-72
Carolina (ABA) 1972-73
Dallas (ABA) 1973
Utah (ABA) 1973-74
San Antonio (ABA) 1974-76

COMMODORES IN THE PROS

Charles Davis • F • 6-7 • 215 • Nashville, Tenn.

Yr-Team	G	FG-A	PCT.	3FG-A	PCT	FT-A	PCT.	REB-AVG.	PTS-AVG.
1982-WASH-N	54	88-184	.478	0-2	.000	30-37	.811	133-2.5	206-3.8
1983-WASH-N	74	251-534	.470	2-10	.200	56-89	.629	213-2.9	560-7.6
1984-WASH-N	46	103-218	.472	1-9	.111	24-39	.615	103-2.2	231-5.0
1985-WASH-N	4	2-10	.200	0-0	.000	3-4	.750	4-1.0	7-1.8
1985-MILW-N	57	151-346	.436	1-10	.100	48-58	.828	149-2.6	351-6.2
1986-MILW-N	57	188-397	.474	3-24	.125	61-75	.813	170-3.0	440-7.7
1988-MILW-N	5	6-18	.333	0-2	.000	0-0	.000	3-0.6	12-2.4
1988-SA-N	16	42-97	.432	1-15	0.67	7-10	.700	38-2.4	92-5.8
1989-CHI-N	49	81-190	.426	4-15	.267	19-26	.731	114-2.3	185-3.78
1990-CHI-N	53	58-158	.367	7-25	.280	7-8	.875	81-1.5	130-2.5
8 Seasons	**415**	**970-2152**	**.451**	**19-112**	**.170**	**255-346**	**.737**	**1008-2.4**	**2214-5.3**

Festus Ezeli • C • 6-11 • 255 • Benin City, Nigeria

Yr-Team	G	FG-A	PCT.	3FG-A	PCT	FT-A	PCT.	REB-AVG.	PTS-AVG.
2013-GSW-N	78	74-169	.438	0-0	.000	43-81	.531	313-4.0	191-2.4
1 Season	**78**	**74-169**	**.438**	**0-0**	**.000**	**43-81**	**.531**	**313-4.0**	**191-2.4**

Butch Feher • G • 6-4 • 185 • Flint, Mich.

Yr-Team	G	FG-A	PCT.	3FG-A	PCT	FT-A	PCT.	REB-AVG.	PTS-AVG.
1977-PHO-N	48	86-162	.530	-	-	76-99	.768	74-1.54	248-5.17
1 Season	**48**	**86-162**	**.530**	**-**	**-**	**76-99**	**.768**	**74-1.54**	**248-5.17**

Rod Freeman • F • 6-7 • 225 • Anderson, Ind.

Yr-Team	G	FG-A	PCT.	3FG-A	PCT	FT-A	PCT.	REB-AVG.	PTS-AVG.
1974-PHI-N	35	39-103	.379	-	-	28-41	.683	54-1.5	106-3.0
1 Season	**35**	**39-103**	**.379**	**-**	**-**	**28-41**	**.683**	**54-1.5**	**106-3.0**

Matt Freije • F • 6-10 • 249 • Overland Park, Kan.

Yr-Team	G	FG-A	PCT.	3FG-A	PCT	FT-A	PCT.	REB-AVG.	PTS-AVG.
2005-NOH-N	23	37-127	.291	14-54	.259	5-8	.625	61-2.7	93-4.0
2007-ATL-N	19	16-54	.296	3-22	.136	5-6	.833	24-0.4	40-2.1
2 Seasons	**42**	**53-181**	**.293**	**17-76**	**.224**	**10-14**	**.600**	**85-2.0**	**133-3.2**

Tom Hagan • G • 6-3 • 185 • Louisville, Ky.

Yr-Team	G	FG-A	PCT.	3FG-A	PCT	FT-A	PCT.	REB-AVG.	PTS-AVG.
1970-DLC-A	24	37-81	.457	7	-	22-29	.759	30-1.3	103-4.3
1971-KEN-A	4	2-10	.200	0	-	0-2	.000	1-0.3	4-1.0
1971-TEX-A	45	98-236	.415	12	-	43-61	.705	82-1.8	251-5.6
2 Seasons	**73**	**137-327**	**.419**	**19**	**-**	**65-92**	**.707**	**113-1.6**	**358-4.9**

Willie "Hutch" Jones • F • 6-8 • 190 • Buffalo, N.Y.

Yr-Team	G	FG-A	PCT.	3FG-A	PCT	FT-A	PCT.	REB-AVG.	PTS-AVG.
1983-SDC-N	9	17-37	.459	0-0	.000	6-6	1.000	17-1.9	40-4.4
1984-SDC-N	4	0-3	.000	0-0	.000	1-4	.250	0-0.0	1-0.3
2 Seasons	**13**	**17-40**	**.430**	**0-0**	**.000**	**7-10**	**.700**	**17-1.3**	**41-3.2**

John Jenkins • G • 6-4 • 215 • Hendersonville, Tenn.

Yr-Team	G	FG-A	PCT.	3FG-A	PCT	FT-A	PCT.	REB-AVG.	PTS-AVG.
2013-ATL-N	61	131-294	.446	53-138	.384	59-70	.843	94-1.5	374-6.1
1 Season	**61**	**131-294**	**.446**	**53-138**	**.384**	**59-70**	**.843**	**94-1.5**	**374-6.1**

Frank Kornet • F • 6-9 • 225 • Lexington, Ky.

Yr-Team	G	FG-A	PCT.	3FG-A	PCT	FT-A	PCT.	REB-AVG.	PTS-AVG.
1990-MIL-N	57	42-114	.368	5-20	.250	24-39	.615	71-1.2	113-2.0
1991-MIL-N	32	23-62	.371	5-18	.278	7-13	.538	24-0.8	58-1.8
2 Seasons	**89**	**65-176**	**.369**	**10-38**	**.263**	**31-52**	**.596**	**95-1.1**	**171-1.9**

Dan Langhi • F • 6-11 • 220 • Chicago, Ill.

Yr-Team	G	FG-A	PCT.	3FG-A	PCT	FT-A	PCT.	REB-AVG.	PTS-AVG.
2001-HOU-N	33	37-99	.374	0-1	.000	16-29	.552	41-1.2	90-2.7
2002-HOU-N	34	49-125	.393	1-4	.250	8-11	.727	67-2.0	107-3.2
2003-PHO-N	60	81-202	.401	9-31	.290	12-20	.600	87-1.5	183-3.1
2004-GSW-N	4	2-6	.333	0-0	.000	2-2	1.000	3-0.8	6-1.5
2004-MIL-N	2	3-8	.375	1-2	.500	0-0	.000	1-0.5	7-1.8
4 Seasons	**133**	**172-440**	**.391**	**11-38**	**.289**	**38-62**	**.613**	**199-1.5**	**393-3.5**

Clyde Lee • F/C • 6-10 • 205 • Nashville, Tenn.

Yr-Team	G	FG-A	PCT.	3FG-A	PCT	FT-A	PCT.	REB-AVG.	PTS-AVG.
1967-SFW-N	74	205-503	.408	-	-	105-166	.633	551-7.4	515-7.0
1968-SFW-N	82	373-894	.417	-	-	229-335	.683	1141-13.9	975-11.9
1969-SFW-N	65	268-674	.398	-	-	160-256	.625	897-13.8	696-10.7
1970-SFW-N	82	362-822	.440	-	-	178-300	.593	929-11.3	902-11.0a
1971-SFW-N	82	194-428	.453	-	-	111-199	.558	570-7.0	499-6.1
1972-GSW-N	78	256-544	.471	-	-	120-222	.541	1132-14.5	632-8.1
1973-GSW-N	66	170-365	.466	-	-	74-131	.565	598-9.1	414-6.3
1974-GSW-N	54	129-284	.454	-	-	62-107	.579	598-11.1	320-5.9
1975-ATL-N	9	12-36	.333	-	-	32-39	.821	70-7.8	56-6.2
1975-PHI-N	71	164-391	.419	-	-	87-138	.630	687-9.7	415-5.8
1976-PHI-N	79	123-282	.436	-	-	63-95	.663	453-5.7	309-3.9
10 Seasons	**742**	**2256-5223**	**.432**	**-**	**-**	**1221-1988**	**.614**	**7626-10.3**	**5733-7.7**

Bill Ligon • G • 6-4 • 180 • Nashville, Tenn.

Yr-Team	G	FG-A	PCT.	3FG-A	PCT	FT-A	PCT.	REB-AVG.	PTS-AVG.
1975-DET-N	38	55-143	.385	-	-	16-25	.640	26-0.7	126-3.3
1 Season	**38**	**55-143**	**.385**	**-**	**-**	**16-25**	**.640**	**26-0.7**	**126-3.3**

Will Perdue • C • 7-0 • 240 • Melbourne, Fla.

Yr-Team	G	FG-A	PCT.	3FG-A	PCT	FT-A	PCT.	REB-AVG.	PTS-AVG.
1989-CHI-N	30	29-72	.403	0-0	.000	8-14	.571	45-1.5	66-2.2
1990-CHI-N	77	111-268	.414	0-5	.000	72-104	.692	214-2.8	294-3.8
1991-CHI-N	74	116-235	.510	0-3	.000	75-112	.670	336-4.5	307-4.1
1992-CHI-N	77	152-278	.547	1-2	.500	45-91	.495	312-4.1	350-4.6
1993-CHI-N	72	137-246	.557	0-1	.000	67-111	.604	287-4.0	341-4.7
1994-CHI-N	43	47-112	.420	0-1	.000	23-32	.719	126-2.9	117-2.7
1995-CHI-N	78	254-459	.553	0-1	.000	113-194	.582	522-6.7	621-8.0
1996-SAS-N	80	173-331	.522	0-1	.000	67-125	.536	485-6.1	413-5.2
1997-SAS-N	65	233-410	.568	0-0	.000	99-171	.579	638-9.8	565-8.7
1998-SAS-N	79	162-295	.549	0-1	.000	70-133	.526	535-6.8	394-5.0
1999-SAS-N	37	38-60	.633	0-0	.000	14-26	.538	138-3.7	90-2.4
2000-CHI-N	67	59-168	.351	0-0	.000	50-105	.476	262-3.9	168-2.5
2001-POR-N	13	6-9	.667	0-0	.000	2-4	.500	18-1.4	14-1.1
13 Seasons	**792**	**1517-2943**	**.515**	**1-15**	**.067**	**705-1222**	**.577**	**3918-4.9**	**3740-4.7**

VANDERBILT IN THE PROS

Roger Schurig • G • 6-3 • 185 • Kirkwood, Mo.

Yr-Team	G	FG-A	PCT.	3FG-A	PCT	FT-A	PCT.	REB-AVG.	PTS-AVG.
1968-HSM-A	21	35-94	.372	3	-	27-36	.750	29-1.4	100-4.8
1 Season	**21**	**35-94**	**.372**	**3**	**-**	**27-36**	**.750**	**29-1.4**	**100-4.8**

Jeffery Taylor • F • 6-7 • 225 • Norkopping, Sweden

Yr-Team	G	FG-A	PCT.	3FG-A	PCT	FT-A	PCT.	REB-AVG.	PTS-AVG.
2013-CHAR-N	77	172-399	.431	53-154	.344	75-103	.728	150-1.9	472-6.1
1 Season	**77**	**172-399**	**.431**	**53-154**	**.344**	**75-103**	**.728**	**150-1.9**	**472-6.1**

Jeff Turner • F/C • 6-9 • 230 • Bangor, Maine

Yr-Team	G	FG-A	PCT.	3FG-A	PCT	FT-A	PCT.	REB-AVG.	PTS-AVG.
1985-NJN-N	72	171-377	.453	0-3	.000	79-92	.858	218-3.0	421-5.8
1986-NJN-N	53	84-171	.491	0-1	.000	58-78	.744	137-2.6	226-4.3
1987-NJN-N	76	151-325	.465	0-1	.000	76-104	.731	197-2.6	378-5.0
1990-ORL-N	60	132-308	.429	2-10	.200	42-54	.778	227-3.8	308-5.1
1991-ORL-N	71	259-532	.487	6-15	.400	85-112	.759	363-5.1	609-8.6
1992-ORL-N	75	225-499	.451	1-8	.125	79-114	.693	246-3.3	530-7.1
1993-ORL-N	75	231-437	.529	10-17	.588	56-70	.800	252-3.4	528-7.0
1994-ORL-N	68	199-426	.467	18-55	.327	35-45	.778	271-4.0	451-6.6
1995-ORL-N	49	73-178	.410	27-75	.360	26-29	.897	97-2.0	199-4.1
1996-ORL-N	13	18-51	.353	9-27	.333	2-2	1.000	28-2.2	47-3.6
10 Seasons	**612**	**1543-3304**	**.467**	**73-212**	**.344**	**538-700**	**.769**	**2036-3.3**	**3697-6.0**

Jan van Breda Kolff • G/F • 6-7 • 195 • Palos Verdes, Calif.

Yr-Team	G	FG-A	PCT.	3FG-A	PCT	FT-A	PCT.	REB-AVG.	PTS-AVG.
1975-DNA-A	84	155-342	.453	0	-	177-211	.839	358-4.3	487-5.8
1976-KEN-A	43	95-192	.495	1	-	56-68	.824	195-4.5	247-5.7
1976-VIR-A	37	128-296	.432	1	-	109-130	.838	241-6.5	366-9.9
1977-NYN-N	72	271-609	.445	-	-	195-228	.855	460-6.4	737-10.2
1978-NJN-N	68	107-292	.366	-	-	87-123	.707	244-3.6	737-10.8
1979-NJN-N	80	196-423	.463	-	-	146-183	.798	382-4.8	538-6.7
1980-NJN-N	82	212-458	.462	7-20	.350	130-155	.839	429-5.2	561-6.8
1981-NJN-N	78	100-245	.408	2-8	.250	98-117	.838	202-2.6	300-3.8
1982-NJN-N	41	41-82	.500	0-2	.000	62-76	.816	48-1.2	144-3.5
1983-NJN-N	13	5-14	.357	0-0	.000	5-6	.833	13-1.0	15-1.2
9 Seasons	**598**	**1310-2953**	**.443**	**11-30**	**.367**	**1065-1297**	**.821**	**2572-4.3**	**3696-6.2**

Bob Warren • G • 6-5 • 190 • Murray, Ky.

Yr-Team	G	FG-A	PCT.	3FG-A	PCT	FT-A	PCT.	REB-AVG.	PTS-AVG.
1969-LAS-A	76	285-645	.441	31	-	297-385	.771	349-4.6	898-11.8
1970-LAS-A	72	266-647	.411	25	-	176-238	.739	277-3.8	733-10.2
1971-MMP-A	46	146-367	.398	21	-	107-133	.805	144-3.1	420-9.1
1972-CAR-A	37	73-167	.437	3	-	39-49	.796	54-1.5	188-5.1
1972-MMP-A	38	240-540	.444	8	-	174-219	.794	205-5.4	662-17.4
1973-CAR-A	17	54-106	.509	0	-	49-60	.817	65-3.8	157-9.2
1973-DLC-A	9	20-53	.377	1	-	29-34	.853	22-2.4	70-7.8
1973-UTS-A	51	170-345	.493	4	-	158-180	.878	155-3.0	502-9.8
1974-SAA-A	36	61-134	.455	0	-	32-35	.914	61-1.7	154-4.3
1974-UTS-A	23	49-121	.405	0	-	31-38	.816	43-1.9	129-5.6
1975-SAA-A	71	127-265	.479	2	-	77-91	.846	112-1.6	333-4.7
1976-SDS-A	10	36-81	.444	1	-	28-32	.875	59-5.9	101-10.1
8 Seasons	**486**	**1527-3471**	**.440**	**96**	**-**	**1197-1494**	**.801**	**1546-3.2**	**4347-8.9**

N-National Basketball Association
A- American Basketball Association

VU LETTERMEN

A

Abernathy, Dick, "Ab", 1930
Adair, Andrew, 1983
Adams, A. G., Jr., 1908
Adams, Alf, "Shug", 1919, 20
Adams, Joseph, "Bud", 1986, 87
Adcock, Billy Joe, 1948, 49, 50
Akin, Lewis E., 1957
Allsmiller, Brian, 1978, 79, 80, 81
Amaechi, John, 1991
Amsler, James, 1988, 89
Anglin, Kevin, 1990, 91, 92, 93
Arnholt, Tom, 1970, 71, 72
Astroth, A.J., 2013

B

Bailey, J. M., 1918
Baird, Sonny, 1942
Baker, Dave, 1927, 28
Baker, Fred, 1995
Ball, Byron, 1985, 86
Ball, J. A., 1946
Ballenger, Ryan, 1942
Ballestra, Alberto, 1989, 90
Banks, Larry E., 1959, 60, 61
Bartch, Hal, 1968, 69
Bates, Austin, 1994, 96, 97, 98
Bates, Don, 1957
Bates, Doug, 1971, 72, 73
Beal, Jermaine, 2007, 08, 09
Bell, Alvin, "Pep", 1921, 22, 23, 24
Benjamin, Fred, 1988, 89, 91
Bennett, Erskin, 1975
Bemenderfer, Neil, 1975, 76
Berwanger, Pat, 1978, 79, 80
Bell, Keegan, 2008
Beth, Aaron, 1991, 92, 93, 94
Biles, Shelton, 1944
Blair, Frank, 1914,15, 16
Blair, Frank, 1946
Blake, C. B., 1904
Blake, B., 1907
Blake, D., 1907
Blake, J. V., 1908
Blake, R. E., 1904
Bland, Robert R., 1960, 61, 62
Bomar, Lynn, 1922, 23, 24
Booker, Barry, 1986, 87, 88, 89
Boswell, Dave, 1966, 67
Bridges, Frank, 1926, 27, 28
Bright, Kevin, 2013
Brock, Jack, 1945
Brooks, Dan, 1926, 27, 28
Brown, Enoch, "Nuck", 1912, 13, 14
Brown, JeJuan, 2007
Brown, Manning, 1922
Brown, Robert, 1909, 10, 11
Brown, Tom, 1912, 13, 14
Brubaker, Robert, 1937
Brumbach, Charles F., 1909
Bryngelson, Bill, 1944, 45
Buchi, Harold, 1935
Buechlein, Charles A., 1955, 56
Bundy, Bob, 1967, 68, 69
Burrow, Brett, 1983, 84, 85, 86
Burton, Robert E., 1960, 62
Butler, Glen, 1970, 71, 72
Byars, Derrick, 2006, 2007

C

Cage, Dan, 2004, 05, 06, 07
Caldwell, W. H. Gerald, Jr., 1955
Calvert, Roy Wayne, 1964, 65, 66
Cammarata, Rick, 1969
Campbell, Kenny, 1965, 66, 67, 68
Carloss, Matt, 1934, 35, 36
Carroll, DeMarre, 2005, 06
Cattelino, John, 1972, 73
Chalfant, Bertram, 1930, 31
Chess, Bob, 1972, 73, 74, 75
Childs, Ralph A., 1956
Clark, Jimmy, 1951
Clark, Ray, 1960, 61, 62
Clary, Ben, 1902, 03
Clary, J., 1902
Clary, Lawson, 1902, 03, 04
Clem, Glen, 1984, 85, 86, 87
Cody, Joshuway, 1915, 16, 20
Coffee, Shelby, 1929, 30, 31
Cole, Elliott, 2008, 09
Coleman, Dave, 1935, 36, 37
Collett, Mike, 1988
Compton, Terry, 1972, 73, 74
Conn, Jimmy, 1970, 71
Cook, Charlie, 1927, 28
Corcoran, Tony, 1942
Corman, George, 1918
Coulibaly, Darius, 1999, 00, 01, 02
Coverdale, Jonas, 1924, 25
Covington, Connie, 1918
Cox, Phil, 1982, 83, 84, 85
Cowan, Gerald, 1921, 22
Craig, Mike, 1948, 49
Crain, Carl, 1976, 77, 78, 79
Cram, Donald, 1928, 29, 30
Crook, Senter, 1918, 19
Cugini, Gianni, 1996, 97
Cummings, Jim, 1953
Cummings, John, 1929
Cuninggim, Merrimon, 1929, 30
Curley, Pete, 1934, 35, 36
Curtis, Bucky, 1949

D

Dalton, John, 1946
Daunic, Willy, 1990, 91, 92
Davidson, Robert, 1913, 14, 15, 16
Davies, Bob, 1984, 85
Davis, Charles, 1977, 78, 79, 80, 81
Davis, George H., 1954
Davis, H. W., 1901, 02, 03
Davis, Joe, "Sticky", 1941
Davis, Douglas P., 1929
DeCourcy, Neil, 1973, 74
Dehoney, Homer, 1943
Depp, William B., 1959, 60, 61
Derenbecker, John, 1981, 82
Diffie, Jimmy, 1945
Disharoon, Hugh, 1930
Di Spaltro, Billy, 1995, 96, 97, 98
Dixon, Rand, 1934
Doninger, John A., 1960, 61
Doyne, Barney, 1931
Drace, C. G., 1918
Drake, George, 2007, 08, 09
Draud, Scott, 1987, 88, 90, 91
Due, Dan, 1968, 69
Duffy, Joe, 2008, 09, 10, 11
Dulaney, Darrell, 1983, 84, 85, 86
DuPont, Michael, 1983
Duvier, Hank, 1948, 49, 50

E

Elbert (NFNA)*, 1926
Elder, Bruce, 1991, 92, 93
Elliott, Mark, 1977, 78, 79, 80
Embry, Slim, 1922, 23
Erwin, Roy V., 1908
Etheridge, David, 1985
Evans, Malik, 1992, 94, 95, 96
Ewers, Bill, 1945, 46
Ewing, William M., 1931
Ezeli, Festus, 2009, 10, 11, 12

F

Feher, Ray, "Butch", 1973, 74, 75, 76
Feix, Bill, 1952, 53
Fields, Charley, 1936, 37
Finch, Dan, 1952, 53, 54
Fiser, Warren S., 1959, 60, 61
Floyd, Johnny, 1920
Ford, Joe, 1973, 74, 75, 76
Ford, Turney, 1938, 39
Ford, Vince, 1996, 97, 98, 99
Fortune, Chuggy, 1933
Fosnes, Jeff, 1973, 74, 75, 76
Foster, Julian, "Julie", 1931, 32, 33
Foster, Raymond, 1923, 24
Foster, Shan, 2005, 06, 07, 08
Fowler, Lee, 1972, 73, 74
Franklin, Adolph, 1929
Franklin, Tom, 1930
Frazier, Anddrikk, 1995
Freeland, E. Y., 1910, 11, 12
Freeman, Rod, 1970, 71, 72, 73
Freije, Matt, 2001, 02, 03, 04
French, James E., 1956, 57, 58
Fridrich, Gerald, 1952, 53, 54, 55
Fuller, Greg, 1977, 78, 79
Fuller, Kyle, 2011, 12, 13

G

Gambill, John M., 1963, 64
Gannaway, Herbert, 1901
Gary, Jeff, 1982, 83, 84, 85, 86
Gayden, Hamilton, 1957
Gee, Billie Frank, 1953, 54, 55, 56
Gendelman, Alex, 2013
Geny, Willie, 1934, 35, 36
Gibbs, Jo Malcolm, 1954, 55, 56, 57
Gibbs, Kenny, 1965, 66, 67
Gibson, Roy M., 1928
Gilbert, Mack, 1929
Gilmore, W. L., 1910
Gish, Bobby Lance, 1962, 63
Gleaves, Dick, 1920, 21
Godchaux, Frank A., 1921
Godwin, Alex E., 1931
Goheen, Barry, 1986, 87, 88, 89
Gordon, Alex, 2005, 06, 07, 08
Gore, Charles, 1931
Goulbourne, Lance, 2009, 10, 11, 12
Govedarica, Ted, 1975
Grace, Robert W., 1963, 64, 65
Graham, Alvin, 1933
Graham, Dick, 1911
Graham, Ed, 1942
Graham, Jamie, 2008, 09
Graham, Robbie, 1990
Grant, Steve, 1988, 89, 90, 91
Graves, Joe, 1945
Gray, Jimmy, 1980, 81
Greenbaum, Ralph M., 1958
Green, Robert E., 1964, 65, 66
Gregor, Robert M., 1956, 57, 58
Grider, Sydney, 1986, 87
Griffiths, Ronald S., 1961, 62
Grossman, Thomas R., 1953

H

Hackett, Walter, 1937, 38
Hagan, Tom, 1967, 68, 69
Hale, John W., 1959
Hall, Dan, 1990, 92, 93, 94
Hall, Glen, 1907
Hall, Jerry Don, 1960, 62, 63
Haller, Alex, 1945
Hambrick, David, 1943, 44
Hamilton, E. J., 1903, 04
Hammond, Aubrey, 2005, 06, 07
Hanna, Ross, 1938, 39, 40
Hardage, L. W., 1912
Harlan, Bill, 1938, 39
Harrison, Charles E.,
1953, 54, 55, 56
Heistand, Ed, 1939
Heldman, Jack, 1950, 51, 52
Henderson, Josh, 2012, 13
Henderson, Tommy, 1931, 32, 33
Hendricks, Harvey, 1918
Henry, Douglas, 1911
Henry, James E., 1957, 58, 59
Herring, Bucky, 1951
Hines, Charles R., 1963, 64
Hinkle, Carl, 1936
Hinkle, Charles, 2009
Hinton, Don R., 1957, 58, 59
Holdgraf, Maurice, 1940, 41
Holland, Martin W., 1958
Holman, Whit, 1946
Holwerda, Jason, 2002, 03, 04, 05
Hopper, Lynch, 1967
Horowitz, Arthur, 1938
Hosbach, John S., 1962, 63

VU LETTERMEN

Houghland, Hubbard, 1957, 58
Howard, Sam, 1999, 00, 01, 02
Howell, Joe T., 1902
Howington, Jim, 1907
Hudson, L. D., 1903
Huggins, Harold "Skinny", 1932, 33, 34
Hughes, David, 1982
Hughes, Russell, 1913
Hundley, Scott, 2001, 02, 03, 04
Hunter, Ed, 1937, 38, 39
Hutcheson, W. G., 1913
Hyden, Johnny, 1940, 41

I

Irby, Jack, 1939, 40
Ireland, William C., 1938
Ireland, Francis J., 1930
Izard, George D., 1911
Izzaguerre, Carlos, 1944

J

Jarrett, J. H., 1915
Jenkins, Jack, 1941, 42
Jenkins, John, 2010, 11, 12
Jennings, William R., 1956
Jeter, Sheldon, 2013
Johnson, John H., 1963
Johnson, Kedren, 2012, 13
Johnson, W. S., Jr., 1960, 61, 62
Joiner, David, 1984, 85
Jones, Bob, 1949
Jones, Grinnell, 1901, 02, 03, 04
Jones, Herbert, 1911
Jones, Rick, 2000
Jones, Willie, "Hutch", 1980, 81, 82
Jordan, Victor, 1979
Josephs, Carter, 2013

K

Kardokus, Dave, 1950, 51, 52
Keene, Jess, 1926
Keene, Pete, 1934, 35
Keeton, James, 1937
Keffer, Dicky, 1975, 76, 77
Keller, William F., 1954, 55, 56, 57
Kelley, George, 1949, 50, 51
Keris, Andris, 2013
Kilzer, Walter, 1943
King, Red, 1931, 32
Kirkes, Patrick, 1930, 31, 32
Klein, Louis, 1962
Klyce, W. Henry, 1912
Knox, Ron, 1966, 67
Kornet, Frank, 1986, 87, 88, 89
Kraft, Joe, 1943, 46
Kramb, Tom, 1975
Kuhn, Oliver "Doc", 1922, 23
Kuiper, Paul, 1982
Kyle, Frank, 1903

L

LaFevor, Bill, 1968
Lakey, Russell, 2001, 02, 03, 04
Laks, Henry, 1941, 42, 43
Lampley, Jim, 1979, 80
Lane, Bill, 1949
Langhi, Dan, 1997, 98, 99, 00
Lanier, Sartain, 1931
LaPointe, Greg, 1998, 99, 00, 01
Lassiter, R. L., 1918
Laughinghouse, Scott, 1988
Laurent, John W., 1959, 60
Lawrence, Bobby, 1944, 49
Lawson, Chris, 1993, 94
Lawson, Douglas, 1944, 45
LeBlanc, Michael, 1999
Lee, Clyde W., 1964, 65, 66
Lekwauwa, Sam, 2000
Lenz, Jimmy, 1981, 82, 83, 84
Ligon, Bill, 1972, 73, 74
Linder, Kevin, 1981, 82
Lipscomb, Brant, "Pinky", 1939, 40, 41
Little, Joe, 1938, 39, 40
Lockhart, Eugene, 1907
Lockyear, Gene, 1965, 66, 67, 68
Lowenstein, Louis, 1928, 29
Lowenthal, Jay, 1976, 77, 78, 79
Lucas, J.J., 1995
Luck, J. M., 1913

M

MacKenzie, Tom, 1952, 53, 54
Maddux, Drew, 1995, 96, 97, 98
Maddux, Ed, 1943
Maddux, Ray, 1971, 72, 73
Malone, Charles, 1946
Malone, William, 1933
Maloney, Matt, 1991
Manning, Ray, 1937, 38
Marsh, Earl, 1930, 31, 32
Martin, Carl, "Zeke", 1909, 10, 11, 12
Martin, Willie, 1926, 27
Mason, James, 1946
Mayes, Charles, 1988, 89, 90, 91
Mayes, Ralph, 1969, 70, 71
Mayfield, George, 1945
Mayson, Dave, 1937
McBee, Dalton, 1935
McCabe, Scott, 1984, 85
McCaffrey, Billy, 1993, 94
McCall, John, 1925, 26, 27
McChesney, George, 1950, 51
McClellan, Darshawn, 2008, 2009, 10
McGehee, R. B., 1909, 10
McGuire, Bobby, 1948
McKibbon, Fred, 1925
McKinney, Al, 1981, 82, 83, 84
McMahan, Ronnie, 1992, 93, 94, 95
McSwain, Warren, 1973, 74
Meiers, Freddie, 1923
Meriwether, Chris, 2009, 10, 11
Metcalfe, Alan, 2005, 06, 07, 08
Metz, Charles, 1941
Mifford, J. A., 1915
Milburn, Bryan, 1992, 93, 94, 95
Milholland, Todd, 1989, 90, 91, 92
Miller, Al, 1981, 82
Miller, John Ed, 1963, 64, 65
Miller, Marvin, 1933
Milliken, John, 1938, 39, 40
Mills, Chuck, 1943
Moats, Shelby, 2012, 13
Moore, Chuck, 2001, 02
Moore, Deandre, 1999
Moore, Mario, 2003, 04, 05, 06
Moore, Mike, 1973, 74, 75, 76
Morgan, Walter, 1912, 13, 14
Morrow, Garland, 1918, 19, 20, 21, 23
Moss, Malcolm, 1925, 26, 27
Motlow, Thomas, 1901
Munday, Irvin, 1948

N

Neely, W. D., 1908, 09, 10
Neff, Randy, 1986, 87
Nelson, Oscar G., 1910, 11, 12, 13, 14
Netlner, Ross, 2007, 08
Newland, Bruce, 1943
Noll, Aaron, 2009, 10, 11, 12
Nordhaus, George, 1952, 53, 54, 55
North, John, 1943
Norton, John, 1973, 74, 75, 76
Norton, Roland, "Rolly", 1919, 20
Nunnery, Rob, 1992
Nwankwo, Davis, 2006

O

O'Callaghan, Harry N., 1926
Odom, Rod, 2011, 12, 13
Ogilby, Kevin, 1989
Ogilvy, A.J., 2008, 2009
Oliver, Bobby, 1934, 35
Oliver, Van, 1969, 70, 71
Olsen, Julian, 1941, 42, 43
Overly, Ken, 1934, 35, 36, 37
Owen, Tommy, 1942, 43

P

Page, Keith, 1976, 77
Pardue, Howard, 1934
Pardue, Tom, 1943
Parker, Dai-Jon, 2012, 13
Parker, L., 1915, 16
Parks, Haworth, 1948, 49
Parks, Jr., Haworth, 1972, 74
Paschall, A. B., 1909
Patterson, R. M., 1908, 09
Patton, W., 1903
Payton, Adam, 2003, 04
Peebles, Mac, 1940
Pentecost, Clement, 1909, 10
Perdue, Will, 1984, 86, 87, 88
Perry, Alexander, 1901
Petrie, Garner, 1965
Pfleger, Jeff, 1983
Pickens, D. R., 1903, 04
Pirrie, Jack Allen, 1958, 60
Pinson, T. W., 1912
Pinson, William, 1908, 09
Plasman, Dick, 1935, 36
Plavich, Brendan, 2001, 02
Porter, Slim, 1924, 26
Prater, Atiba 1997, 98, 99, 00
Pride, Howard, 1994, 95, 96, 97
Procter, J. B., 1908
Przybyszewski, Dawid, 2002, 03, 04, 05

Q

Quarles, David, 1985

R

Ray, Felix, "Rope", 1943
Ray, H., 1916
Reece, Steve, 1984, 85, 86, 87
Reese, Ernest, 1901
Reeves, Gilvie, "Gibby", 1924, 25
Reeves, Bobby, 1948, 49
Reeves, E. E., 1923
Reid, Eric, 1987, 88, 89, 90
Reyer, George W., 1913, 15, 16
Rhodes, Mike, 1978, 79, 80, 81
Rice, Lee, 1944
Rich, Herb, 1947
Richardson, Dave, 1969, 70, 71
Richmond, Billy, 2001
Richter, Harry, 1941
Riley, William Joe, 1953, 54, 55, 56
Ringstaff, Don E., 1961
Roberts, H. H., 1916
Robinson, Ben, 1945
Robinson, Pete, 1948, 49, 50
Rochelle, Alvin R., Jr., 1955, 56, 57
Rodriguez, David, 2007
Rogers, J. W., 1911
Ross, R., 1931
Rowan, Ben H., 1958, 59, 60
Rucker, Chris, 1992
Rue, Harrison, 1940, 41, 42
Rupp, Adolph Frederick III "Chip", 1986, 87
Russell, John E., 1961, 62, 63
Rutherford, Jimmy, 1928, 29, 30
Ryan, Tommy, 1921, 22, 24, 25
Rymer, Bob, 1937, 38, 39

S

Salter, Hiram P., 1928
Scales, E. P., 1907
Schnedlitz, Martin, 2002, 03, 04
Schulman, Ralph, 1953
Schurig, Roger P., 1963, 64, 65
Schweer, Chris, 1970, 71, 73
Scobey, David, "Lil Dave", 1943, 45
Scott, Robert E., 1962, 63
Scoggins, Jim, 1933, 34, 35
Seckar, Frank, 1993, 94, 95, 96
Shackleford, John, 1931, 32
Shanklin, Robert, 1937
Sharp, Allen, 1927, 28, 29
Sharp, Henry, 1913
Sharp, Joe, 1945
Sharp, Vernon, 1927, 28
Sherman, N. W., "Doochie", 1918, 19
Sheron, Chad, 1993, 94, 95, 96

VU LETTERMEN

Shultz, Tom, 1975, 77, 78, 79
Siakam, James, 2012, 13
Sikes, Ammie, 1914,15
Simmons, Walter H., 1901
Simpson, Paul C., 1931
Simpson, Wallace, 1924
Skuchas, Ted, 2004, 05, 06, 07
Smart, Jordan, 2010, 11, 12
Smith, Bob Dudley, 1950, 51, 52
Smith, Clarence, 1977, 78, 79, 80
Smith, Corey, 2002, 03, 04, 05
Sneed, John, 1975, 76, 77, 78
Sorrells, Samuel A., 1909, 10
Southwood, Gene, 1950, 51, 52
Southwood, Jerry, 1965, 66, 67
Springer, Tommy, 1977, 78, 79, 80
Srygley, Ted, 1921, 22, 23, 24
Stevens, Scott, 1987
Stone, J. N., 1907
Stringer, William K., 1930
Strong, James 1997, 98, 99, 00
Stuart, Jim, 1925, 26, 27
Surman, Robert C., 1955
Swartz, William G., 1931, 32

T

Tate, Ed., 1948
Taylor, Clarence, 1953, 54, 55, 56
Taylor, Jeffery, 2009, 10, 11, 12
Taylor, Wayne F., 1963, 64, 65
Tchiengang, Steve, 2009, 10, 11, 12
Templeton, J. W., 1926
Tenngren, Iiro, 1999
Terrell, Julian, 2003, 04, 05, 06
Thacker, Rudy, 1969, 70, 71
Thoele, Robert, 1988
Thomas, E. Dewey, 1953
Thomas, John, 1927
Thomas, Julian, 1919, 20, 21, 22
Thomas, Roger Keith, 1964, 65, 66
Thompson, Alex, 1972
Thompson, Tim, 1976, 77, 78, 79
Thornton, Brian, 2002, 03
Throop, Willard, 1907, 08
Thweatt, Poyner, 1940, 41, 42
Thym, Robert, 1954, 55, 56, 57
Tigert, J. J., 1903, 04
Tinsley, Brad, 2009, 10, 11, 12
Tipton, Winston, 1939
Todd, Andy, 1948
Travis, Dave, 1945
Travis, William, 1937
Throgmorton, Rannie, 1936, 37
Turner, Jeff, 1981, 82, 83, 84
Turner, John, 1932
Turner, L. T., 1915, 16
Turner, Steve, 1970, 71, 73

V

Van Breda Kolff, Jan, 1972, 73, 74
Verhoeff, Roger, 1959

W

Wade, Bruce, 1913
Wadlington, Bill, 1945, 46
Waits, Ed, 1950
Walker, Andre, 2008, 10, 11
Walker, Dick, 1923, 24
Wallace, Perry, 1968, 69, 70
Wampler, Jack, 1950
Warren, Bob, 1966, 67, 68
Watkins, Markese, 1996
Watkins, Nathan, 2013
Watkins, Shirley, 1935, 36
Weakley, Samuel A., 1908, 09, 10
Weatherford, W. D., 1901, 02
Weaver, Charles, 1947
Webb, Jimmy, 1942
Weber, Thorpe, 1969, 70, 71
Webster, J. B., 1907
Weikert, Doug, 1980, 81, 82, 83
Weiner, (NFNA)*, 1931
Weiss, Al, 1951,52
Welhoelter, Art, 1968, 69, 70
Westbrooks, Bobby, 1983, 84, 85, 86, 87
Wheat, Morgan, 1989, 90, 91
White, Bob, 1952, 53
Whitehead, Pax, 1995, 96, 97
Whitnell, W. M., 1913
Wilcox, Derrick, 1987, 88, 89, 90
Williams, Anthony, 1998, 99, 00, 01
Williams, Brian, 1997, 98
Williams, Dick, 1948
Williams, James, 1980, 81, 82, 83
Williams, Kelley, 1985
Windes, Ken, 1926
Woodard, F. C., 1915, 16
Woods, Chris, 1992, 93, 94, 95
Woolf, E. L., 1901
Wyenandt, Robert "Bo", 1966, 67, 68

Y

Yates, Douglas J., 1957 ,58, 59
Yates, Les, 1969, 70, 71
Young, B., 1931
Young, Spence, 1974, 75, 76, 77
Young, Ted, 1980, 81, 82, 83

Z

Zerfoss, Tommie, 1916, 19, 20

Current letterwinners in Bold

VU JERSEY NUMBERS

00
Phil Cox, 1981-85

0
Jermaine Beal, 2007-10
Rod Odom, 13-Present

1
Eric McClellan, 2013-present
Mario Moore, 2003-2006
Brad Tinsley, 2009-12

2
Festus Ezeli, 2008
Alex Gordon, 2005
Charles Hinkle, 2008-09
Kedren Johnson, 2012-13
David Rodriguez, 2007
Brian Thornton, 2001-03

3
Billy DiSpaltro,1994-98
Festus Ezeli, 2009-12
Hank Duvier, 1948-49
Alex Gordon, 2006-08
Jason Holwerda, 2001-2004
Michael LeBlanc, 1998-99
Howard Pride, 1993-94
Derrick Wilcox, 1986-90

4
Barry Booker, 1985-89
Derrick Byars, 2006-07
Darius Coulibaly, 1997-02
Malik Evans, 1993-94
Anddrikk Frazier, 1994-95
A.J. Ogilvy, 2008-10
Haworth Parks, 1948-49

5
Bruce Elder, 1990-93
Malik Evans, 1994-96
Alex Gendelman, 2013
Lance Goulbourne, 2009-12
George Kelley, 1948-49
Geoff Peck, 2002-03
Brendan Plavich, 2000-02
Atiba Prater, 1997-00

6
Mike Craig, 1948-49
Bill Lane, 1948-49

8
Bobby Lawrence, 1948-49

9
Billy Joe Adcock, 1948-49

10
Aaron Beth, 1990-94
Sydney Grider, 1985-87
Sam Howard, 1997-02
Chris Meriwether, 2009-11
Adam Payton, 2002-03
Doug Weikert, 1979-83
Kelley Williams, 1984-85

11
John Ameachi, 1990-91
Bob Davies, 1984-85
Kyle Fuller, 2011-Present
Bob Jones, 1948-49
Russell Lakey, 2000-03
Jimmy Lenz, 1980-84
J.J. Lucas, 1994-96
Alan Metcalfe, 2005-08
Tommy Springer, 1977-80

12
Austin Bates, 1993-98
Barry Goheen, 1985-89
Matt Maloney,1990-91
Al McKinney, 1980-84
Billy Richmond, 2000-01
Pete Robinson, 1948-49
Jordan Smart, 2009-12

13
Bud Adams, 1985-87
Tom Arnholt, 1969-72
Keegan Bell, 2008
Scott Draud, 1987-91
Joe Ford, 1972-73
John Norton, 1973-75
Howard Pride, 1994-97
Dawid Przybyszewski, 2001-2005
Jim Sloan, 1948-49
James Strong, 1997-00

14
Bucky Curtis, 1948-49
Aubrey Hammond, 2005-07
David Joiner, 1983-85
Rick Jones, 1999-00
Billy McCaffrey, 1992-94
Aaron Noll, 2009-12

15
Kevin Bright, 2013
Elliott Cole, 2008-11
Vince Ford, 1995-99
Mike Gambill,1963-64 (road)
Jimmy Gray, 1979-81
Chris Messinger, 2000-01

16
Ron Griffiths, 1962-63
Noble Patton, 1951-52

17
Don Griffiths, 1960-61
Jerry Hall, 1962-63
Jack Pirrie, 1959-60
Bobby Westbrooks, 1982-87

20
Kevin Anglin, 1989-93
A.J. Astroth, 2013
Dan Cage, 2004-07
Matt Carter, 1999-03
Mark Elliott, 1976-77
Jimmy French, 1955-56
Jeff Gray, 1981-86
Jim Henry, 1956-59
Scott Laughinghouse, 1987-88
Deandre Moore, 1998-99
Irving Munday, 1947-48
Mike Rhodes, 1977-81
Paul Winokur, 1946-47

21
Andrew Adair, 1982-83
Willy Daunic, 1989-92
Bob Davies, 1983-84
Hank Duvier, 1949-50
Bill Johnson, 1962-63 (road)
Sheldon Jeter, 2013
Dicky Keffer, 1974-77
Ralph Mayes, 1968-71
Darshawn McClellan, 2008-11
Al Miller, 1980-82
Kevin Ogilby, 1988-89
Haworth Parks, 1971-74
David Quarles, 1984-85
Al Rochelle, 1954-57
Chip Rupp, 1985-88
Wayne Taylor, 1963-65
Bob Warren, 1965-68
Bob White, 1950-52
Brian Williams, 1997-98

22
Bud Adams, 1986-87
Charles Buechlein, 1952-53
Demarre Carroll, 2005-2006
George Davis, 1952-54
Darrell Dulaney, 1982-86
Mike Gambill, 1963-64
Jamie Graham, 2008-09
Robbie Graham, 1988-90
Jerry Hall, 1959-61
Don Hinton, 1956-59
Willie Jones, 1979-82
Lou Klein, 1962-63
Ron Knox, 1965-67
Bill LeFevor, 1967-68
Bill Ligon, 1971-74
Haworth Parks, 1946-48
Garner Petrie, 1964-65
Don Ringstaff, 1960-61
Frank Seckar, 1992-96
Tom Shultz, 1974-79
Gene Southwood, 1949-52
Iiro Tenngrten, 1998-99
Robert Thym, 1954-55
Bob White, 1952-53
Les Yates, 1968-71

23
Hal Bartch, 1967-69
Glenn Butler, 1969-71
Charles Davis, 1976-81
Jeff Fosnes, 1972-76
Ron Green, 1963-64
Tom Hagan, 1966-67
John Jenkins, 2010-12
Lou Klein, 1960-61
Lou Klein, 1962-63 (road)
Michael LeBlanc, 1997-98
Ronnie McMahan, 1991-95
Herb Rich, 1946-47
Bob Dudley Smith, 1949-52
Wayne Taylor, 1963-64 (road)
Dewey Thomas, 1952-53
Alex Thompson, 1971-72
Bobby Thym, 1952-57
Markese Watkins, 1995-96
Jack Todd, 1947-48

24
James Amsler, 1987-89
Doug Bates,1971-72
Ralph Childs, 1955-56
Glen Clem, 1983-87
Mark Elliott, 1977-80
Warren Fisher, 1960-61
Joe Ford, 1973-76
Bill Gee, 1952-55
Scott Hundley, 2000-03
Dave Kardokus, 1949-52
Bobby Lawrence, 1946-47
Dai-Jon Parker, 2012-Present
Jerry Southwood, 1964-67
Tommy Springer, 1976-77
Rudy Thacker, 1968-71
Andre Walker, 2008-10
Art Welhoelter, 1967-68
Pax Whitehead, 1994-96
Doug Yates, 1956-59

25
Larry Banks, 1958-61
Rod Freeman, 1970-73
Kenny Gibbs, 1964-67
Jack Heldman, 1949-52
Jim Lampley, 1978-79
Warren McSwain, 1973-74
Chuck Moore, 1999-02
Pete Robinson, 1946-48
Roger Schurig, 1963-64 (road)
Clarence Taylor, 1951-56
Jeff Turner, 1980-84
Perry Wallace, 1967-70

26
Mike Craig, 1946-48

27
Billy Joe Adcock, 1946-48

28
John Anderson, 1946-47
Bobby McGuire, 1947-48

29
John North, 1947-48
Felix Ray, 1946-47

30
Joe Kraft, 1946-47
Atiba Prater, 1996-97
Ed Tate, 1947-48

31
Bobby Bland, 1959-62
JeJuan Brown, 2007
John Catteline, 1971-72
Gianni Cugini, 1995-98
Butch Feher, 1972-76
Jimmy French, 1956-58
Greg Fuller, 1976-77; 78-79
Steve Grant, 1987-91
Johnny Hale, 1958-89
Gene Lockyear, 1965-68
George McChesney, 1949-51
John Ed Miller, 1963-65
Joe Riley, 1952-56
Paul Rubach, 1951-52
Thorpe Weber , 1968-71
Ted Young, 1979-83

32
Doug Bates, 1970-71
Rick Cammarata, 1968-69
Kenny Campbell, 1965-68
Tony Corcoron, 1946-47
John Doninger, 1959-61
Shan Foster, 2005-08
Willie Jones, 1978-79
Todd Milholland, 1988-92
Will Perdue, 1983-88
Ralph Schulman, 1952-53
Roger Schurig, 1963-65
Chad Sheron, 1992-96
John Sneed, 1974-78
Jan Van Breda Kolff, 1971-74
Jack Wampler, 1949-50
James Williams, 1979-83
Anthony Williams, 1997-01

33
Billy Joe Adcock, 1949-50
Charlie Bennett, 1996-97
Bob Bundy, 1966-69
Wayne Calvert, 1963-66
Carl Crain, 1975-79
Neil DeCourcy, 1973-75
Jerry Fredrich, 1951-55
Charles Harrison, 1955-56
Sam Hosbach, 1960-63
Hub Hougland, 1956-58
Bill Johnson, 1959-60
Andris Kehris, 2013
Chris Lawson, 1992-94
Tommy Owen, 1946-47
Steve Reece, 1983-87
Julian Terrell, 2003-2006
Robert Thoele, 1987-88
Steve Turner, 1969-71; 72-73
Steve Tchiengang, 2009-12

34
Don Bates, 1956-57
Terry Compton, 1971-74
Jimmy Conn, 1969-71
George Drake, 2007-2009
Michael Dupont, 1982-83
Bill Gee, 1955-56
Tom Grossman, 1951-53
Tom Hagan, 1967-69
Victor Jordan, 1978-79
Frank Kornet, 1985-89
Tom Kramb, 1974-75
Shelby Moats, 2012-Present
Bob Surman, 1954-55
Keith Thomas, 1963-66
Tom Wainright, 1950-51
Dick Williams, 1947-48

35
Brian Allsmiller, 1979-81
Erskin Bennett, 1974-75
Charles Buechlein, 1954-55
Matt Freije, 2000-03
Bobby Lance Gish, 1960-63
Ron Green, 1963-64 (road)
Ron Green, 1964-66
Ralph Greenbaum, 1957-58
Johnny Laurent, 1958-60
Tom Mackenzie, 1951-54
Pete Robinson, 1949-50
James Siakam, 2011-present
Tim Thompson, 1975-79
Art Welhoelter, 1969-70
Morgan Wheat, 1988-91

40
John Derenbecker, 1980-82
Josh Henderson, 2011-present
Jay Lowenthal, 1975-79
Charles Mayes, 1987-91
Bryan Milburn, 1991-95
Randy Neff, 1985-87
Rod Odom, 2010-Present

41
Lewis Akin, 1956-57
Brian Allsmiller, 1977-79
Glenn Butler, 1971-72
Bill Depp, 1958-61
Ted Govedarica, 1974-76
Dan Hall, 1989-94
Charles Harrison, 1952-55
Bucky Herring, 1950-51
Bob Hines, 1963-64
Kevin Linder, 1980-82
Ross Neltner, 2007-08
Van Oliver, 1968-71
Keith Page, 1976-77
Bob Scott, 1962-63 (road)
Ed Waits, 1949-50
Bo Wyenandt, 1965-68

42
Alberto Ballestra, 1988-90
Dave Boswell, 1965-67
Jimmy Clark, 1950-51
Ray Clark, 1959-63
John Doninger, 1958-59
Tandy Easley, 1967-68
Bob Grace, 1963-65
Bob Gregor, 1956-58
Dan Langhi, 1996-00
George Nordhaus, 1951-55
Davis Nwankwo, 2006
Dave Richardson, 1968-71
Martin Schnedlitz, 2000-03

43
Ray Clark, 1962-63 (road)
Jimmy Cummings, 1952-53
Lee Fowler, 1971-74
Bill Keller, 1952-57

Clyde Lee, 1963-66
Ben Rowan, 1957-60
Al Weiss, 1950-52

44
Bob Burton, 1959-61
Bob Chess, 1971-72; 73-75
Dan Due, 1967-68
David Etheridge, 1984-85
Billy Felix, 1951-53
Jo Gibbs, 1952-57
David Hughes, 1981-82
George Kelley, 1950-51
Jim Lampley, 1979-80
Sam Lekwauwa, 1998-01
Keith Page, 1975-76
Jack Pirie, 1957-58
Chris Schweer, 1969-71
Chris Schweer, 1972-73
Bob Scott, 1960-63
Corey Smith, 2001-2005
Jeffery Taylor, 2009-12
Roger Verhoeff, 1958-59

45
George Kelley, 1949-50
Jerry Caldwell, 1954-55
Dan Finch, 1951-54
Warren Fisher, 1958-60
Martin Holland, 1957-58
Connie Mack Rea, 1950-51
Ray Maddux, 1970-73
Drew Maddux, 1994-98
Mike Moore, 1973-76
Rod Odom, 2011-12
John Russel, 1960-63
Clarence Smith, 1976-80
Keith Thomas, 1963-64 (road)
Chris Woods, 1993-94

50
Pat Berwanger, 1979-80
Brett Burrow, 1982-86
Mike Collett, 1987-88
Joe Duffy, 2008-11
Chris Woods, 1991-95

51
Byron Ball, 1983-86
Pat Berwanger, 1977-79
Rob Nunnery, 1990-92
Jeff Pfleger, 1982-83
Spence Young, 1973-77

52
Malik Evans, 1992-93
Paul Kuiper, 1981-82
Greg LePointe, 1997-01
Scott McCabe, 1983-85
Eric Reid, 1986-92

53
Bob Burton, 1962-63
Bob Grace, 1963-64 (road)

54
Neil Bemenderfer, 1974-76
Bill Johnson, 1962-63
Ted Skuchas, 2003-07
Andre Walker, 2010-11

55
Fred Benjamin, 1987-91
Jerry Hall, 1962-63 (road)

VU IN AP POLL

2011-12 (TOP 25)

Date	Record	Rank
Mar. 12, 2012	24-10	20
Jan. 30, 2012	16-6	25
Dec. 12, 2011	6-3	25
Nov. 28, 2011	5-1	18
Nov. 21, 2011	3-1	18
Nov. 14, 2011	1-1	18
Preseason	0-0	7

2010-11 (TOP 25)

Date	Record	Rank
Mar. 14, 2011#	23-10	25
Feb. 28, 2011	21-7	21
Feb. 21, 2011	20-6	18
Feb. 14, 2011	19-6	18
Feb. 7, 2011	17-6	23
Jan. 31, 2011	16-5	23
Jan. 24, 2011	15-4	19
Jan. 3, 2011	11-2	22
Dec. 27, 2010	9-2	24

2009-10 (TOP 25)

Date	Record	Rank
Mar. 15, 2010#	24-8	21
Mar. 8, 2010	23-7	20
Mar. 1, 2010	22-6	13
Feb. 22, 2010	20-6	15
Feb. 15, 2010	19-5	17
Feb. 8, 2010	17-5	22
Feb. 2, 2010	16-4	18
Jan. 25, 2010	15-3	21
Nov. 23, 2009	2-0	24

2007-08 (TOP 25)

Date	Record	Rank
Mar. 17, 2008#	26-7	19
Mar. 10, 2008	25-6	18
Mar. 3, 2008	24-5	16
Feb. 25, 2008	23-4	18
Feb. 18, 2008	22-4	20
Feb. 11, 2008	20-4	24
Feb. 4, 2008	18-4	23
Jan. 28, 2008	17-3	19
Jan. 21, 2008	17-2	17
Jan. 14, 2008	16-1	16
Jan. 7, 2008	15-0	13
Dec. 31, 2007	12-0	15
Dec. 24, 2007	11-0	17
Dec. 17, 2007	10-0	17
Dec. 10, 2007	9-0	20
Dec. 3, 2007	7-0	23

2006-07 (TOP 25)

Date	Record	Rank
Feb. 26, 2007	19-9	19
Feb. 19, 2007	18-8	17
Feb. 5, 2007	16-7	23
Jan. 29, 2007	15-6	24

2003-04 (TOP 25)

Date	Record	Rank
Jan. 19, 2004	13-2	22
Jan. 12, 2004	12-1	23
Jan. 5, 2004	11-0	20
Dec. 29, 2003	9-0	22
Dec. 22, 2003	8-0	25

1999-00 (TOP 25)

Date	Record	Rank
Feb. 21, 2000	17-6	24
Feb. 7, 2000	15-4	22
Jan. 31, 2000	13-4	24
Jan. 24, 2000	12-3	20
Jan. 17, 2000	12-2	20

1993-94 (TOP 25)

Date	Record	Rank
Jan. 10, 1994	8-3	24
Jan. 3, 1994	7-2	22
Dec. 13, 1993	4-1	24
Dec. 6, 1993	3-1	23
Nov. 29, 1993	1-0	20
Nov. 22, 1993	0-0	24
Preseason	0-0	23

1992-93 (TOP 25)

Date	Record	Rank
Mar. 15, 1993 #	26-5	8
Mar. 8, 1993	25-4	5
Mar. 1, 1993	23-4	7
Feb. 22, 1993	21-4	8
Feb. 15, 1993	19-4	11
Feb. 8, 1993	17-4	11
Feb. 1, 1993	16-3	11
Jan. 25, 1993	14-3	11
Jan. 18, 1993	13-3	19
Jan. 4, 1993	11-1	18
Dec. 28, 1992	8-1	24
Dec. 21, 1992	8-1	25

1987-88 (TOP 20)

Date	Record	Rank
March 1, 1988	18-7	19
Feb. 23, 1988	17-6	17
Feb. 16, 1988	16-5	16
Feb. 9, 1988	14-5	17
Feb. 2, 1988	13-4	15

1978-79 (TOP 20)

Date	Record	Rank
Feb. 20, 1979	18-7	19
Feb. 13, 1979	18-5	19
Feb. 6, 1979	15-5	17
Jan. 30, 1979	14-4	16
Jan. 23, 1979	12-3	19

1973-74 (TOP 20)

Date	Record	Rank
Mar. 27, 1974 #	23-5	13
Mar. 19, 1974	23-5	11
Mar. 12, 1974	23-3	6
Mar. 5, 1974	23-2	5
Feb. 26, 1974	22-2	6
Feb. 19, 1974	21-1	4
Feb. 12, 1974	19-1	5
Feb. 5, 1974	17-1	5
Jan. 29, 1974	15-1	7
Jan. 22, 1974	12-1	7
Jan. 15, 1974	11-1	8
Jan. 8, 1974	10-0	6
Jan. 2, 1974	8-0	10
Dec. 25, 1973	7-0	11
Dec. 18, 1973	6-0	17

1972-73 (TOP 20)

Date	Record	Rank
Jan. 16, 1973	10-3	18
Jan. 9, 1973	10-2	9
Jan. 2, 1973	8-1	11
Dec. 26, 1972	8-0	10
Dec. 19, 1972	7-0	12
Dec. 12, 1972	6-0	13

1968-69 (TOP 20)

Date	Record	Rank
Dec. 3, 1968	1-0	12
Preseason	0-0	13

1967-68 (TOP 10)

Date	Record	Rank
Feb. 20, 1968	18-4	9
Feb. 13, 1968	16-4	9
Feb. 6, 1968	15-4	9
Jan. 30, 1968	14-4	7
Jan. 23, 1968	12-3	7
Jan. 16, 1968	12-3	9
Jan. 9, 1968	10-3	8
Jan. 2, 1968	9-1	4
Dec. 26, 1967	7-1	9
Dec. 19, 1967	5-1	3
Dec. 12, 1967	3-0	3
Dec. 5, 1967	2-0	8
Preseason	0-0	9

1966-67 (TOP 10)

Date	Record	Rank
Feb. 14, 1967	17-3	9
Jan. 31, 1967	15-2	9
Jan. 24, 1967	13-2	9
Dec. 27, 1966	8-1	9
Dec. 20, 1966	7-1	10

1965-66 (TOP 10)

Date	Record	Rank
Mar. 8, 1966 #	22-4	8
Mar 1, 1966	22-3	5
Feb. 22, 1966	20-3	5
Feb. 15, 1966	18-3	5
Feb. 8, 1966	16-3	5
Feb. 1, 1966	16-2	3
Jan. 25, 1966	14-2	4
Jan. 18, 1966	14-2	5
Jan. 11, 1966	13-1	3
Jan. 4, 1966	11-1	3
Dec. 28, 1965	8-0	2
Dec. 21, 1965	7-0	4
Dec. 14, 1965	4-0	5
Dec. 7, 1965	1-0	4
Preseason	0-0	5

1964-65 (TOP 10)

Date	Record	Rank
Mar. 9, 1965 #	23-3	5
Mar. 2, 1965	21-3	5
Feb. 23, 1965	19-3	9
Feb. 9, 1965	16-2	7
Feb. 2, 1965	14-2	9
Dec. 15, 1964	3-2	9
Dec. 8, 1964	2-0	3
Preseason	0-0	6

1963-64 (TOP 10)

Date	Record	Rank
Feb. 11, 1964	17-2	7
Feb. 4, 1964	15-2	8
Jan. 28, 1964	13-1	5
Jan. 21, 1964	13-1	6
Jan. 14, 1964	13-1	6
Jan. 7, 1964	11-1	7
Dec. 31, 1963	9-0	6
Dec. 24, 1963	7-0	6
Dec. 17, 1963	5-0	8

1960-61 (TOP 20)

Date	Record	Rank
Dec. 27, 1960	7-0	16
Dec. 20, 1960	6-0	17

1956-57 (TOP 20)

Date	Record	Rank
Mar. 12, 1957 #	17-5	8
Mar. 5, 1957	17-5	9
Feb. 26, 1957	17-5	9
Feb. 19, 1957	15-5	10
Feb. 12, 1957	14-4	18
Feb. 5, 1957	12-4	18
Jan. 22, 1957	10-3	13
Jan. 15, 1957	9-3	10
Jan. 8, 1957	9-1	6
Jan. 2, 1957	6-1	9
Dec. 26, 1956	5-1	12

Final Poll of the season

NOTES:

- Highest ranking was No. 2 on Dec. 28, 1965
- The 1965-66 team was the only team-ranked every week throughout the season.
- The most consecutive weeks ranked in a season was 16 (2007-08 season)
- The most consecutive weeks ranked was 18 (last three weeks of 1964-65 and all of 1965-66)
- Vanderbilt has finished a season nationally ranked on 11 occasions.

VU VS. RANKED OPPONENTS

Game-by-Game
VS. RANKED OPPONENTS

2010's

Date	Rank-Opponent	Score
Mar. 6, 2013	#11 Florida	L, 40-66
Jan. 26, 2013	#22 Missouri	L, 59-81
Dec. 29, 2012	#18 Butler*	L, 49-68
Mar. 17, 2012	#14 Wisconsin#	L, 57-60
Mar. 11, 2012	#1 Kentucky#	W, 71-64
Feb. 28, 2012	#16 Florida*	W, 77-67
Feb. 25, 2012	#1 Kentucky	L, 74-83
Feb. 11, 2012	#1 Kentucky*	L, 63-69
Feb. 4, 2012	#11 Florida	L, 65-73
Jan. 21, 2012	#18 Mississippi St.*	L, 77-78 (ot)
Dec. 29, 2011	#13 Marquette	W, 74-57
Dec. 2, 2011	#6 Louisville	L, 60-62 (ot)
Nov. 28, 2011	#12 Xavier*	L, 70-82 (ot)
Mar. 12, 2011	#12 Florida	L, 66-77
Mar. 5, 2011	#14 Florida*	L, 76-86
Mar. 1, 2011	#20 Kentucky	L, 66-68
Feb. 12, 2011	#18 Kentucky*	W, 81-77
Jan. 22, 2011	#22 St. Mary's*	W, 89-70
Jan. 12, 2011	#24 Georgia*	W, 73-66
Dec. 8, 2010	#15 Missouri	L, 82-85 (ot)
Nov. 21, 2010	#8 North Carolina	W, 72-65
Jan. 27, 2010	#14 Tennessee	W, 85-76
Jan. 30, 2010	#1 Kentucky	L, 72-85
Feb. 9, 2010	#12 Tennessee*	W, 90-71
Feb. 20, 2010	#2 Kentucky*	L, 56-58

2000's

Date	Rank-Opponent	Score
March 4, 2009	#12 LSU	W, 75-67
Jan. 25, 2009	#24 Florida*	L, 69-94
Feb. 26, 2008	#1 Tennessee*	W, 72-69
Jan. 30, 2008	#24 Ole Miss	L, 58-74
Jan. 17, 2008	#6 Tennessee	L, 60-80
March 23, 2007	#9 Georgetown#	L, 65-66
March 17, 2007	#13 Wash. St.#	W, 78-74 (2ot)
Feb. 17, 2007	#1 Florida*	W, 83-70
Jan. 31, 2007	#1 Florida	L, 64-74
Jan. 24, 2007	#24 LSU	W, 64-53
Jan. 20, 2007	#25 Kentucky	W, 72-67
Jan. 17, 2007	#10 Alabama*	W, 94-73
Jan. 10, 2007	#16 Tennessee*	W, 82-81
Dec. 9, 2006	#25 Ga. Tech*	W, 73-64
Nov. 15, 2006	#8 Georgetown*	L, 70-86
March 10, 2006	#18 LSU#	L, 73-92
March 4, 2006	#11 Tennessee*	L, 59-68
Feb. 22, 2006	#24 LSU*	L, 66-77
Feb. 15, 2006	#10 Florida*	L, 68-73
Feb. 1, 2006	#13 Tennessee	L, 62-69
Jan. 28, 2006	#5 Florida	L, 58-81
Feb. 5, 2005	#6 Kentucky	L, 70-84
Jan. 12, 2005	#9 Kentucky	L, 54-69
Jan. 5, 2005	#19 Alabama*	W, 70-56
Mar. 25, 2004	#7 Connecticut#	L, 53-73
Mar. 21, 2004	#15 N.C. State#	W, 75-73
Mar. 12, 2004	#4 Miss. State#	W, 74-70 (ot)
Feb. 28, 2004	#7 Miss. State*	L, 69-72
Feb. 21, 2004	#24 LSU*	W, 74-54
Feb. 14, 2004	#25 South Carolina	L, 75-82
Feb. 7, 2004	#21 Florida	L, 71-81
Jan. 31, 2004	#5 Kentucky*	W, 66-60
Jan. 28, 2004	#23 South Carolina	L, 55-57
Jan. 10, 2004	#10 Kentucky	L, 63-75
Mar. 14, 2003	#2 Kentucky#	L, 63-81
Mar. 5, 2003	#2 Kentucky	L, 44-106
Feb. 22, 2003	#7 Florida*	L, 74-77 (ot)
Feb. 15, 2003	#20 Georgia	L, 70-83
Feb. 5, 2003	#23 Miss. State	L, 60-82
Jan. 29, 2003	#15 Georgia*	W, 94-91
Jan. 22, 2003	#5 Florida	L, 75-87
Jan. 14, 2003	#16 Kentucky*	L, 52-74
Jan. 11, 2003	#4 Alabama*	W, 70-69
Dec. 30, 2002	#6 Notre Dame	L, 63-76
Dec. 9, 2002	#6 Indiana	L, 56-73
Dec. 1, 2002	#12 Connecticut*	L, 70-76
Feb. 27, 2002	#11 Kentucky*	W, 86-73
Feb. 13, 2002	#9 Kentucky	L, 59-67
Feb. 9, 2002	#7 Florida	L, 54-80
Jan. 26, 2002	#15 Georgia*	W, 86-84
Jan. 12, 2002	#2 Florida*	L, 85-95
Jan. 9, 2002	#14 Alabama	L, 79-92
Dec. 2, 2001	#17 Western Ky.*	W, 80-75
Feb. 28, 2001	#6 Florida*	L, 62-72
Feb. 24, 2001	#22 Tennessee*	L, 70-78
Feb. 17, 2001	#22 Kentucky	L, 74-79
Feb. 3, 2001	#8 Tennessee	L, 50-72
Jan. 31, 2001	#17 Alabama*	W, 68-62
Jan. 20, 2001	#7 Florida	W, 63-61
Jan. 6, 2001	#22 Mississippi*	L, 68-81
Dec. 2, 2000	#11 Notre Dame*	L, 74-77
Mar. 10, 2000	#10 LSU#	L, 60-71
Feb. 19, 2000	#5 Tennessee*	W, 85-72
Feb. 16, 2000	#12 Auburn*	L, 80-86
Jan. 29, 2000	#10 Florida	L, 63-89
Jan. 22, 2000	#18 Kentucky*	L, 73-81 (ot)
Jan. 15, 2000	#24 LSU*	W, 65-62
Jan. 12, 2000	#12 Tennessee	W, 76-73
Jan. 8, 2000	#25 Kentucky	L, 52-72
Jan. 5, 2000	#6 Florida*	W, 87-77

1990's

Date	Rank - Opponent	Score
Feb. 27, 1999	#19 Florida*	W, 71-70 (ot)
Feb. 24, 1999	#13 Kentucky	L, 63-88
Feb. 17, 1999	#3 Auburn	L, 63-81
Feb. 6, 1999	#22 Arkansas*	W, 73-69
Jan. 9, 1999	#3 Kentucky	L, 57-73
Nov. 10, 1998	#23 Rhode Island	L, 69-82
Feb. 11, 1998	#18 Mississippi	L, 76-87
Feb. 7, 1998	#14 Arkansas	L, 83-93
Feb. 3, 1998	#13 South Carolina*	L, 61-65
Jan. 27, 1998	#7 Kentucky*	L, 61-63
Jan. 7, 1998	#16 South Carolina	L, 70-71
Jan. 3, 1998	#6 Kentucky	L, 62-71
Dec. 29, 1997	#2 Kansas#	L, 82-89
Mar. 13, 1997	#13 Xavier#	L, 68-80
Feb. 26, 1997	#6 South Carolina	L, 53-74
Feb. 22, 1997	#3 Kentucky*	L, 79-82
Jan. 29, 1997	#25 South Carolina*	L, 64-65
Jan. 22, 1997	#3 Kentucky	L, 46-58
Jan. 18, 1997	#20 Mississippi*	W, 67-64
Jan. 8, 1997	#24 Georgia*	L, 53-61
Dec. 9, 1996	#20 Boston College	L, 52-59
Nov. 22, 1996	#10 Duke	L, 57-86
Mar. 2, 1996	#1 Kentucky	L, 63-101
Feb. 7, 1996	#2 Kentucky*	L, 81-120
Jan. 31, 1996	#22 Auburn*	W, 76-62
Dec. 5, 1995	#15 Virginia	W, 61-48
Nov. 22, 1995	#4 UCLA#	W, 75-71
Nov. 20, 1995	#20 North Carolina#	L, 63-71
Mar. 10, 1995	#5 Arkansas#	L, 72-73
Feb. 25, 1995	#6 Kentucky*	L, 60-71
Feb. 22, 1995	#16 Mississippi St.	L, 48-76
Feb. 11, 1995	#12 Arkansas*	L, 94-97
Jan. 29, 1995	#16 Wake Forest	L, 51-63
Jan. 21, 1995	#5 Kentucky	L, 68-81
Jan. 7, 1995	#13 Florida	L, 62-72
Dec. 29, 1994	#16 Arizona State#	L, 61-67
Dec. 6, 1994	#20 Virginia*	W, 70-65
Feb. 26, 1994	#16 Florida*	W, 82-78
Feb. 19, 1994	#11 Kentucky*	L, 69-77
Feb. 6, 1994	#9 Louisville	L, 62-78
Feb. 1, 1994	#6 Arkansas	L, 76-89
Jan. 4, 1994	#4 Kentucky	L, 82-107
Dec. 18, 1993	#14 Georgia Tech#	L, 77-86
Dec. 4, 1993	#18 Syracuse#	L, 62-78
Feb. 6, 1993	#2 Kentucky	L, 67-82
Jan. 20, 1993	#8 Arkansas*	W, 102-89
Jan. 13, 1993	#1 Kentucky*	W, 101-86
Dec. 9, 1992	#9 Louisville*	W, 90-88
Mar. 13, 1992	#9 Kentucky#	L, 57-76
Mar. 1, 1992	#11 Kentucky	L, 56-80
Feb. 19, 1992	#14 Alabama	L, 64-85
Feb. 12, 1992	#11 Arkansas	L, 71-91
Jan. 15, 1992	#10 Kentucky	L, 71-84
Dec. 10, 1991	#13 Indiana	L, 51-88
Feb. 20, 1991	#12 Kentucky*	W, 98-87
Feb. 2, 1991	#14 LSU*	W, 63-59
Jan. 19, 1991	#9 Kentucky	L, 50-58
Jan. 2, 1991	#14 LSU	L, 70-87
Dec. 11, 1990	#11 Georgia*	W, 75-74
Dec. 8, 1990	#21 Virginia	L, 56-70
Dec. 4, 1990	#7 Indiana*	L, 73-84
Nov. 14, 1990	#2 Arkansas	L, 70-107
Mar. 9, 1990	#25 Georgia#	W, 78-74
Feb. 18, 1990	#9 LSU*	L, 108-121
Jan. 16, 1990	#13 LSU	L, 72-101
Jan. 3, 1990	#22 Alabama	W, 68-67

1980s

Date	Rank - Opponent	Score
Dec. 6, 1989	#11 Louisville	L, 75-101
Dec. 7, 1988	#8 North Carolina	L, 77-89
Nov. 30, 1988	#13 Louisville*	W, 65-62
Nov. 27, 1988	#16 Ohio St.	L, 82-97
Nov. 22, 1988	#2 Michigan	L, 66-91

VU VS. RANKED OPPONENTS

Mar. 20, 1988	#8 Pittsburgh	W, 80-74
Jan. 30, 1988	#14 Florida	W, 92-65
Jan. 27, 1988	#9 Kentucky*	W, 83-66
Dec. 31, 1987	#2 Kentucky	L, 74-81
Dec. 8, 1987	#8 Indiana	L, 61-63
Dec. 5, 1987	#1 North Carolina*	W, 78-76
Feb. 26, 1987	#18 Florida*	W, 84-76
Feb. 11, 1987	#11 Alabama*	L, 67-71
Jan. 17, 1987	#10 Auburn	W, 91-75
Dec. 9, 1986	#2 Indiana*	W, 79-75
Feb. 5, 1986	#12 Kentucky	L, 65-73
Jan. 18, 1986	#14 LSU	L, 67-84
Jan. 4, 1986	#12 Kentucky*	L, 71-80
Dec. 4, 1985	#6 Duke*	L, 74-84
Feb. 19, 1984	#6 Kentucky*	L, 54-58
Feb. 13, 1984	#16 Auburn*	L, 67-73
Jan. 20, 1984	#3 Kentucky	L, 46-67
Jan. 1, 1984	#9 LSU	L, 66-73
Feb. 19, 1983	#13 Kentucky	L, 63-82
Jan. 22, 1983	#11 Kentucky*	L, 77-82
Jan. 11, 1983	#10 Alabama	W, 81-79
Nov. 28, 1982	#8 Louisville	L, 70-80
Feb. 27, 1982	#17 Alabama*	W, 80-63
Feb. 20, 1982	#10 Kentucky*	L, 69-73
Jan. 23, 1982	#9 Kentucky	L, 58-67
Dec. 12, 1981	#16 Alabama	L, 68-79
Mar. 5, 1981	#7 Kentucky	W, 60-55
Feb. 21, 1981	#10 Kentucky	L, 48-80
Feb. 14, 1981	#9 Tennessee	L, 72-79
Feb. 4, 1981	#4 LSU*	L, 81-86
Jan. 34, 1981	#6 Kentucky*	L, 64-78
Jan. 7, 1981	#9 LSU	L, 61-77
Feb. 15, 1980	#10 Kentucky*	L, 73-91
Jan. 30, 1980	#10 LSU	L, 81-83
Jan. 19, 1980	#6 Kentucky	L, 90-106
Jan. 16, 1980	#20 Tennessee	L, 63-71
Jan. 2, 1980	#4 LSU*	W, 77-66

1970s

Date	Rank - Opponent	Score
Feb. 12, 1979	#16 Alabama*	W, 65-57
Feb. 5, 1979	#9 LSU	L, 71-92
Jan. 8, 1979	#7 LSU*	W, 88-87
Mar. 6, 1978	#1 Kentucky*	L, 68-78
Jan. 2, 1978	#1 Kentucky	L, 59-72
Dec. 3, 1977	#9 Louisville	L, 66-96
Nov. 29, 1977	#16 St. John's*	L, 54-59
Mar. 7, 1977	#11 Tennessee	L, 55-65
Feb. 28, 1977	#8 Alabama*	L, 77-78
Feb. 5, 1977	#3 Kentucky	L, 73-113
Jan. 31, 1977	#3 Alabama	L, 82-96
Jan. 8, 1977	#3 Kentucky*	L, 62-64
Dec. 6, 1976	#1 Michigan*	L, 76-97
Nov. 27, 1976	#9 Louisville*	L, 76-81
Mar. 8, 1976	#16 Alabama*	L, 77-84
Feb. 9, 1976	#8 Tennessee	L, 59-73
Jan. 12, 1976	#9 Tennessee*	W, 77-66
Jan. 3, 1976	#8 Alabama	L, 66-83
Dec. 2, 1975	#2 Michigan	L, 63-90
Mar. 1, 1975	#4 Kentucky	L, 84-109
Feb. 3, 1975	#9 Alabama*	L, 72-86
Jan. 27, 1975	#11 Kentucky*	L, 90-91
Jan. 4, 1975	#6 Alabama	L, 71-104
Feb. 16, 1974	#3 Notre Dame	L, 88-118
Mar. 14, 1974	#7 Marquette	L, 61-69
Feb. 4, 1974	#8 Alabama	W, 67-65
Jan. 5, 1974	#14 Alabama*	W, 72-73
Feb. 19, 1973	#17 Alabama	L, 78-87
Jan. 13, 1973	#14 Alabama*	L, 77-83
Nov. 30, 1972	#20 Louisville	W, 66-57
Dec. 4, 1971	#17 St. John's	L, 81-98
Mar. 1, 1971	#17 Tennessee*	L, 69-79
Feb. 27, 1971	#14 Kentucky*	L, 90-119
Feb. 1, 1971	#8 Tennessee	W, 65-60
Jan. 31, 1971	#11 Kentucky	L, 92-102
Feb. 28, 1970	#1 Kentucky	L, 89-90
Jan. 31, 1970	#2 Kentucky*	W, 89-81

1960s

Date	Rank - Opponent	Score
Mar. 3, 1969	#17 Tennessee*	L, 60-70
Mar. 1, 1969	#6 Kentucky*	W, 101-99
Feb. 1, 1969	#5 Kentucky	L, 89-103
Dec. 9, 1968	#2 North Carolina	L, 78-100
Dec. 7, 1968	#6 Davidson	L, 84-101
Mar. 2, 1968	#5 Kentucky	L, 80-85
Feb. 17, 1968	#7 Tennessee*	W, 75-63
Jan. 8, 1968	#6 Tennessee	L, 62-64
Jan. 6, 1968	#5 Kentucky*	L, 78-94
Dec. 30, 1967	#8 Davidson	W, 80-67
Dec. 12, 1967	#8 Davidson*	W, 81-79
Dec. 9, 1967	#5 North Carolina*	W, 89-76
Feb. 2, 1966	#2 Kentucky*	L, 90-105
Jan. 15, 1966	#2 Kentucky	L, 83-96
Mar. 13, 1965	#1 Michigan*	L, 85-87
Feb. 17, 1964	#3 Kentucky	L, 73-104
Jan. 6, 1964	#1 Kentucky*	W, 85-83
Dec. 11, 1963	#3 Duke*	W, 97-92
Feb. 13, 1963	#10 Georgia Tech	L, 62-67
Jan. 7, 1963	#6 Kentucky*	L, 82-106
Dec. 11, 1962	#2 Duke	L, 70-90
Feb. 19, 1962	#2 Kentucky	L, 80-87
Jan. 13, 1962	#7 Miss. St.*	W, 100-86
Jan. 8, 1962	#3 Kentucky*	L, 68-77
Feb. 27, 1960	#6 Georgia Tech*	W, 62-57
Jan. 16, 1960	#6 Georgia Tech	L, 66-74

1950s

Date	Rank - Opponent	Score
Feb. 18, 1959	#3 Kentucky	L, 71-83
Jan. 31, 1959	#9 Auburn*	L, 61-64
Jan. 12, 1959	#12 Miss. St.	L, 65-83
Jan. 6, 1959	#1 Kentucky*	W, 75-66
Jan. 3, 1959	#14 Tennessee	L, 60-65
Dec. 13, 1958	#18 SMU	L, 72-80
Feb. 17, 1958	#12 Kentucky	L, 61-65
Feb. 15, 1958	#15 Tennessee*	W, 83-70
Jan. 13, 1958	#14 Miss. St.*	W, 74-62
Jan. 6, 1958	#10 Kentucky*	L, 81-86
Dec. 28, 1957	#6 Maryland	L, 56-71
Feb. 18, 1957	#3 Kentucky	L, 78-80
Jan. 26, 1957	#5 Kentucky*	L, 83-91
Jan. 14, 1957	#19 Mississippi St.	L, 62-63
Jan. 5, 1957	#12 Tennessee	W, 71-68
Feb. 20, 1956	#7 Kentucky	L, 55-76
Feb. 6, 1956	#12 Alabama	L, 61-88
Jan. 21, 1956	#4 Kentucky*	W, 81-73
Feb. 21, 1955	#2 Kentucky	L, 59-71
Feb. 19, 1955	#18 Tennessee*	W, 76-71
Feb. 7, 1955	#13 Alabama*	W, 78-57
Jan. 29, 1955	#1 Kentucky*	L, 71-75
Feb. 22, 1954	#2 Kentucky	L, 64-100
Feb. 15, 1954	#17 LSU*	L, 69-82
Jan. 30, 1954	#1 Kentucky*	L, 63-85
Jan. 5, 1953	#17 LSU	L, 61-74
Feb. 21, 1952	#1 Kentucky	L, 45-75
Jan. 28, 1952	#3 Kentucky*	L, 51-88
Dec. 22, 1951	#1 St. John's	L, 54-69
Mar. 3, 1951	#1 Kentucky#	W, 61-57
Feb. 19, 1951	#1 Kentucky	L, 57-89
Jan. 27, 1951	#1 Kentucky*	L, 49-74
Feb. 25, 1950	#5 Kentucky	L, 66-70
Jan. 30, 1950	#4 Kentucky*	L, 54-58

1940s

Date	Rank - Opponent	Score
Feb. 26, 1949	#1 Kentucky	L, 37-70
Feb. 21, 1949	#5 Tulane*	W, 56-54

*Home Game; #Neutral Site

ALL-TIME

Overall Record	88-217
Home Record	60-72
Road Record	19-130
Neutral Record	8-15

LAST TIME...

Last Home Win	Feb. 28, 2012 vs. #16 Florida
Last Road Win	Dec. 29, 2011 at #13 Marquette
Last Neutral Win	Mar. 11, 2012 vs. #1 Kentucky
Last Win over Top 10	Mar. 11, 2012 vs. #1 Kentucky
Last Win over Top 5	Mar. 11, 2012 vs. #1 Kentucky
Last Win over #1	Mar. 11, 2012 vs. #1 Kentucky

STREAKS

Longest Winning Streak .....4 games (12/9/06-2/17/07)
Longest Losing Streak.....14 games (1/22/97-1/9/99)