



# SEASON OUTLOOK

*Expectations for this year's Commodore basketball team may be the highest in the program's history, with all five starters returning from a 23-11 team in 2010-11, including three that were named to the All-SEC team. With Vanderbilt's five starters and 10 letterwinners returning and a stellar recruiting class entering the mix, numerous publications have Vanderbilt in their preseason top 10, the first time the Commodores have seen their name that high since the All-American Clyde Lee-led teams in 1964 (Associated Press preseason number six) and 1965 (AP preseason number five).*

Led by 13th-year coach Kevin Stallings, one of the game's top practitioners, the 2011-12 rendition of the Commodores has it all – a senior-laden team, a heady point guard who led the league in assists in 2010-11 (Brad Tinsley), one of the nation's top shooters (John Jenkins), an athletic slasher with an improved jump shot (Jeffery Taylor), and a post presence that emerged last season that provided the Commodores a surprise boost to its offense (Festus Ezeli) – to have a very successful season.

No wonder the college basketball world has such high expectations for this year's Vanderbilt squad.

**Guard:** Senior point guard **Brad Tinsley** and junior shooting guard **John Jenkins** anchor the Commodore backcourt, with sophomore **Kyle Fuller** and freshmen **Dai-Jon Parker** and **Kedren Johnson** backing up the two returning starters.

Tinsley, a point guard at Oregon City (Ore.) High School and the state's Big School second all-time leading scorer behind NBA all-star Kevin Love, excelled in his first year as a collegiate point guard, notching the school's first ever triple-double against Presbyterian and leading the SEC in assists at 4.6 per game.

Jenkins had a stellar sophomore season in 2010-11 – he led the SEC in scoring in all games (19.5) and in SEC games only (20.8 ppg), and also led the league in threes made per contest with 3.1 per game. A first-team All-SEC selection last season and a preseason SEC Player-Of-The-Year candidate entering the 2011 campaign, Jenkins strengthened his resume this summer at the World University Games in China where he represented Team USA. He led all USA scorers at 13.5 points per game in six games in Shenzhen, China.

Fuller backed up Tinsley at the point guard position in 2010-11 as a true freshman, played in all 34 games, and averaged 1.9 points and 1.6 assists per game. Fuller provided energy off of the bench last season, and has worked hard on his jump shot in the offseason to add to his get-to-the-rim game.

Fuller will be pushed by freshman Kedren Johnson, who is from nearby Lewisburg, Tenn. Johnson averaged 27.3 points, 10.0 rebounds, 8.0 assists, 3.6 steals and 1.5 blocks in his senior season at Marshall County, where he departed as the school's all-time scoring and assist leader. Under head coach Jason Tigert, his Tigers' teams won three district and regional championships, and advanced to the Class 2A semifinals as a senior in 2011 in route to being named a district MVP four times, and a regional MVP three times.

Dai-Jon Parker will serve as Jenkins' backup at the two-guard position, as will Tinsley, who can slide over to play the off-guard spot if needed. Parker averaged 14 points, six rebounds, five assists, two blocks and two steals in his senior season at Milton High School in Georgia, a team that had three other Division I players in the starting five. His 2010 Milton team captured the Class 5A state championship, and the 2011 team won the regional championship.

Redshirt junior walk-on **Jordan Smart**, a 6'6 shooter from Lexington, Ky., who played in 14 games in 2010-11, also returns to the Vanderbilt backcourt.

**Forwards:** Seniors **Jeffery Taylor** and **Lance Goulbourne** hold down the starting three and four positions for the Commodores.

Taylor, who has started in all but one game during his three-year career, was a second-team All-SEC selection last year and averaged 14.7 points and 5.5 rebounds per game. The athletic 6'7 forward from Norkopping, Sweden, also improved on his three-point jump shot from his previous two seasons – he made 39 threes in his junior campaign, compared to only 10 in his freshman (1) and sophomore (9) seasons combined.

# SEASON OUTLOOK



*John Jenkins was named a first-team All-SEC selection in 2010-11 after leading the league in scoring.*

Goulbourne took advantage of the departed Andre Walker's injury to emerge as the starting power forward in the middle of last season, and made the most of his time in the starting lineup. Goulbourne finished the season as Vanderbilt's leader in rebounds at 7.3 per game, and had a six-game stretch of contests at the beginning of SEC play when he averaged 11.3 rebounds and captured SEC Player of the Week honors in Commodore wins over Ole Miss (Jan. 19) and Saint Mary's (Jan. 22).

Also contributing at the wing position is sophomore **Rod Odom** and freshman **Shelby Moats**.

Odom played in all 34 games as a freshman, started eight, and averaged 3.9 points and 2.6 rebounds per game. Odom also made 28 threes in his freshman campaign and shot 37.3% from beyond-the-arc.

Moats is a freshman from Waconia, Minn., who has impressed coaches with his shooting ability in early practices. Moats averaged 22 points and 12 rebounds in his senior year at Waconia High School and ended his career with 1,772 points and 985 rebounds.

Redshirt freshman **James Siakam**, one of the team's better offensive rebounders and leapers, will also push for time at the wing position. Siakam, from Douala, Cameroon, averaged 18 points, 10 rebounds, and five blocks per game for his Brehm (Ill.) Prep team in his senior season in 2009-10.

Senior walk-on **Aaron Noll**, who will graduate in May and head to medical school next academic year, also returns for Vanderbilt. Noll played in four games in 2010-11 in limited duty for the Commodores.

**Center:** The Vanderbilt frontcourt is led by redshirt senior **Festus Ezeli**, who averaged 13.0 points and 6.3 rebounds in his first season as a starter in 2010-11 in route to a second-team All-SEC selection. Ezeli, from Benin City, Nigeria, saw his point and rebound average jump from 3.8 points and 3.2 rebounds as a sophomore, when he backed up All-SEC center A.J. Ogilvy. The senior big man also blocked 87 shots, a new Vanderbilt single-season record, and is only five blocks away from becoming the school's all-time career leader in blocks.

Also returning for the Commodores in the frontcourt is senior **Steve Tchiengang**, who can play the center and power forward positions. Tchiengang played in all 34 games last season, and averaged 4.8 points and 3.0 rebounds per contest. The senior from Douala, Cameroon has the ability to keep defenses honest with a solid three-point jump shot, making 22-of-53 threes a year ago (.415 clip). He had surgery on his right ankle at the end of his junior season, and hopes to be ready by the time the regular season begins in November.

After redshirting in 2010-11, 7'0 freshman **Josh Henderson** will provide backup minutes to Ezeli and Tchiengang at the five-spot. Henderson, who averaged 20 points, 11 rebounds, four blocks, and four steals per game in his senior season at Cave Spring High School in Roanoke, Va., has worked hard with Vanderbilt basketball strength and conditioning coach Curtis Turner in the last year to get his body ready for the rigors of Division I basketball.



# 2011-12 QUICK FACTS

## Quick Facts

Location .....	Nashville, Tenn.
Founded .....	1873
Conference .....	Southeastern (East)
Enrollment .....	6,738
Nickname .....	Commodores
Colors .....	Black and Gold
Home Arena .....	Memorial Gymnasium (14,316)
Chancellor .....	Nicholas Zeppos
Vice Chancellor .....	David Williams II
Faculty Rep .....	Richard McCarty

## Basketball Staff

Head Coach .....	Kevin Stallings
Record Overall .....	359-211 (18)
Record at Vanderbilt .....	236-148 (12)
Basketball Staff .....	David Cason, Dan Muller, Tom Richardson, Brad Frederick
Asst. Director of Operations .....	Dan Cage
Athletic Trainer .....	Shannon Gordon
Academic Counselor .....	Neal Clark
Administrative Assistant .....	Molly Blatt
Strength and Conditioning Coach .....	Curtis Turner
Office Number .....	(615) 322-6530

## Athletic Communications

Men's Basketball SID .....	Andy Boggs
Media Relations Address .....	2601 Jess Neely Dr. Nashville, TN 37212
Office Phone .....	(615) 343-1847
Office Fax .....	(615) 343-7064
E-Mail .....	Andy.Boggs@Vanderbilt.edu
Memorial Gym Press Row .....	(615) 320-0436
Internet Site .....	www.VUCommodores.com

## History

Overall record .....	1,470-1,035
NCAA Tournament Appearances .....	12
Tournament Record .....	9-13 (.409)
Total Tournament Games .....	22
Last Appearance .....	2011; Lost to Richmond in the First Round of Midwest Regional
Best Finishes at NCAA's .....	Elite 8 (1965: field of 23) Sweet 16 (1988, 1993: field of 64; 2004, 2007: field of 65)
NIT Appearances .....	11 (1983, 1987, 1990, 1992, 1994 1996, 1998, 2000, 2002, 2005, 2006)
Tournament Record .....	18-11 (.621)
Total Tournament Games .....	29
Last Appearance .....	2006; Lost at Notre Dame in First Round
Best Finishes at NIT .....	Champion (1990); Runner-Up (1994)

## Team Information

2010-11 Record .....	23-11
SEC Record/Finish .....	9-7/3rd East
Home Record .....	14-3
Away Record .....	5-5
Neutral Record .....	4-3
Postseason .....	Lost to Richmond (69-66) in 1st Rd of NCAA's
Final AP Ranking .....	25th
Starters Returning/Lost .....	5/0
Letterwinners Returning/Lost .....	10/4
Newcomers .....	3

## Returning Players (2010-11 averages)

Name	P	Ht	Wt	CL	Pts	Rebs	A/BI
John Jenkins	G	6'4	215	Jr.	19.5	3.0	1.2a
Jeffery Taylor	F	6'7	225	Sr.	14.7	5.5	2.4a
Festus Ezeli	C	6'11	255	Sr.	13.0	6.3	2.6b
Brad Tinsley	G	6'3	210	Sr.	10.6	3.7	4.6a
Lance Goulbourne	F	6'8	225	Sr.	6.9	7.3	1.3a
Steve Tchiengang	F	6'9	240	Sr.	4.8	3.0	0.4a
Rod Odom	F	6'9	210	So.	3.9	2.6	0.4a
Kyle Fuller	G	6'1	180	So.	1.9	1.4	1.6a
Aaron Noll	F	6'7	220	Sr.	0.0	0.5	0.0a
Jordan Smart	G	6'7	200	Jr.	0.4	0.6	0.3a

## Letterwinners Lost

Name	P	Ht	Wt	CL	Pts	Rebs	Asst/BI
Joe Duffy	F	6'8	225	Sr.	0.3	0.4	0.1a
Darshawn McClellan	F	6'7	229	Sr.	1.9	1.2	0.2a
Chris Meriwether	G	6'0	170	Sr.	0.3	0.3	0.3a
Andre Walker	F	6'7	220	Jr.	6.1	5.4	2.5a

## Newcomers

Names	Ht	Wt	Hometown	Previous School
Kedren Johnson	6'4	215	Lewisburg, Tenn.	Marshall Co. HS
Shelby Moats	6'8	225	Waconia, Minn.	Waconia HS
Dai-Jon Parker	6'3	190	Baton Rouge, La.	Milton HS (Ga.)



# 2011-12 ROSTER

## 2011-12 Roster

No.	Name	Pos.	Ht.	Wt.	Cl.-Yr	Hometown (Previous School)
1	Brad Tinsley	G	6-3	210	Sr.-4th	Oregon City, Ore. (Oregon City)
2	Kedren Johnson	G	6-4	215	Fr.-1st	Lewisburg, Tenn. (Marshall County)
3	Festus Ezeli	C	6-11	255	R.Sr.-5th	Benin City, Nigeria (Igbindedion Education Center/Jesuit (Calif.))
5	Lance Goulbourne	F	6-8	225	Sr.-4th	Brooklyn, N.Y. (The Hun School (N.J.))
11	Kyle Fuller	G	6-1	180	So.-2nd	Moreno Valley, Calif. (Rancho Verde)
12	Jordan Smart	G/F	6-6	200	R-Jr.-4th	Lexington, Ky. (Lexington Catholic)
14	Aaron Noll	F	6-7	220	Sr.-4th	Fort Mitchell, Ky. (Covington Catholic)
23	John Jenkins	G	6-4	215	Jr.-3rd	Hendersonville, Tenn. (Station Camp)
24	Dai-Jon Parker	G	6'3	190	Fr.-1st	Baton Rouge, La. (Milton (Ga.))
33	Steve Tchiengang	F	6-9	240	Sr.-4th	Douala, Cameroon (Montverde Acad. (Fla.)/Cypress Comm. School (Texas))
34	Shelby Moats	F	6-8	225	Fr.-1st	Waconia, Minn. (Waconia)
35	James Siakam	F	6-7	210	R-Fr.-2nd	Douala, Cameroon (Brehm Prep (Ill.))
40	Josh Henderson	C	6-11	220	R-Fr.-2nd	Roanoke, Va. (Cave Spring)
44	Jeffery Taylor	F	6-7	225	Sr.-4th	Norkopping, Sweden (Hobbs (N.M.))
45	Rod Odom	F	6-9	207	So. - 2nd	Central Islip, N.Y. (Middlesex School (Mass.))

## COACHING STAFF

Head Coach..... **Kevin Stallings** (Purdue, 1982) - 13th  
Basketball Staff..... **David Cason** (Illinois State, 1995) - 1st  
Basketball Staff..... **Brad Frederick** (North Carolina, 1999) - 13th  
Basketball Staff..... **Dan Muller** (Illinois State, 1998) - 12th  
Basketball Staff..... **Tom Richardson** (St. Xavier (Ill.), 1977) - 9th

## SUPPORT STAFF

Athletic Communications Dir. .... **Andy Boggs** (Florida State, 1998)  
Asst. Director of Basketball Ops..... **Dan Cage** (Vanderbilt, 2007)  
Academic Support..... **Neal Clark** (Kentucky, 1992)  
Athletic Trainer..... **Shannon Gordon** (Indiana State, 1992)  
Administrative Asst..... **Molly Blatt** (South Carolina, 2007)  
Strength and Conditioning..... **Curtis Turner** (Clemson, 2002)

## PRONUNCIATION GUIDE

David Cason ..... **KAY-Sahn**  
Festus Ezeli..... **e-ZEE-lee**  
Lance Goulbourne ..... **GOAL-burn**  
Kedren Johnson ..... **KEE-Dren**  
Dai-Jon Parker..... **DAY-Jon**  
Steve Tchiengang..... **CHEEN-gang**  
James Siakam..... **See-OK-em**

## ROSTER BY CLASS

### Seniors (6)

**Festus Ezeli** ..... Benin City, Nigeria  
**Lance Goulbourne** ..... Brooklyn, N.Y.  
**Aaron Noll** ..... Fort Mitchell, Ky.  
**Jeffery Taylor** ..... Norrkoping, Sweden  
**Steve Tchiengang** ..... Douala, Cameroon  
**Brad Tinsley** ..... Oregon City, Ore.

### Juniors (2)

**John Jenkins** ..... Hendersonville, Tenn.  
**Jordan Smart** ..... Lexington, Ky.

### Sophomores (2)

**Kyle Fuller** ..... Moreno Valley, Calif.  
**Rod Odom** ..... Central Islip, N.Y.

### Freshmen (5)

**Josh Henderson** ..... Roanoke, Va.  
**Kedren Johnson** ..... Lewisburg, Tenn.  
**Shelby Moats** ..... Waconia, Minn.  
**Dai-Jon Parker** ..... Baton Rouge, La.  
**James Siakam** ..... Douala, Cameroon



# PLAYER INFORMATION



## FESTUS EZELI

3

RS-Senior, Center  
6'11" 255 lbs.  
Benin City, Nigeria  
Igbinedion Educ. Center/  
Jesuit HS (Calif.)

**GENERAL** ★ Nigeria native who was a late signee for Vanderbilt in the summer of 2007... Redshirted in 2007-08... Added bulk to his frame during his red-shirt season and dramatically improved his feel for the game during practice... Named Most Improved Player by Vanderbilt players at the end-of-the-year banquet in 2008... Changed his number from one to three for his redshirt freshman season... One of the nation's most improved players in 2010-11 - averaged 13.0 points, 6.3 rebounds, and 2.6 blocks per contest, and was named to the All-SEC second team by the league's coaches and was an honorable mention selection by the Associated Press... Named the nation's most improved player by Yahoo Sports.

### 2010-11 (RS JUNIOR)

Played and started in all 34 games in 2010-11... One of nation's most improved big men... averaged 3.8 points and 3.2 rebounds as a sophomore - in 2010-11, he pushed his averages to 13.0 and 6.3, respectively... Became a strong presence around the basket, especially on the defensive end, where he set the new Commodore single season record for blocks in a season with 87 and a 2.6 average... Now has 152 career blocks, five short of the all-time career mark held by Will Perdue (157)... Finished Second in the SEC in FG% at 58.8% (151-257)... Had 25 double-digit scoring games, five double-doubles, and 15 games with three blocks or more... Tallied 17 points and 9 rebounds vs. Florida (3/12)... Scored 16 points vs. Florida (3/5); was 8-of-9 from free-throw line... Paced the Vanderbilt effort against UK (3/1) with his fifth double-double of the season with 22 points and 13 rebounds in a career-high 36 minutes. The 22 points was his second 20-point effort of the season and his career - the 22 points was two points shy of a career high (24 vs. Belmont)... Had four blocks against Florida (3/5)... Had six blocks at LSU (2/26)... Posted five blocks at Auburn (2/19)... Posted his fourth career double-double at Georgia (2/16); had 10 points, 12 rebounds, and a career-high seven block shots. The seven blocks was the most by a VU player since Dec. 28, 1987, when Will Perdue had seven against East Carolina... Had 14 points and 7 rebounds against Kentucky (2/12)... Scored 11 points, was 5-of-6 from free-throw line vs. Alabama (2/10)... Scored 17 points and had 8 rebounds vs. South Carolina (2/6)... Tallied 18 points and was 6-for-6 from the charity stripe against Arkansas (1/29)... Was 5-of-5 from the floor, scored 14 points at Mississippi State (1/27)... Scored 16 points and was 10-for-12 from free throw line vs. Ole Miss (1/19); the 10 free throws made tied a career high... Had his third career double-double with 18 points and 10



rebounds against Georgia (1/12)... Had then career-high six blocks vs. Missouri (12/8) and at Tennessee (1/17), most by a Commodore in seven years (last was Julian Terrell vs. Appalachian State on December 22, 2003.)... Had career-high 24 points and 10 rebounds vs. Belmont (12/4), the first 20-10 game of his career and second career double-double; also made a career-high 10 free throws (10-14) - named SEC Player of the Week for his play against Belmont and WKU... Was 7-of-7 from the floor vs. WKU (12/1)... Scored career-high 18 points vs. App. State... Tallied his first double-double with 11 points and a career-high and 13 rebounds vs. Grambling; had career-best nine offensive rebounds... Scored a then-career-high 15 points vs. North Carolina - was one rebound short of a double-double (9)... Grabbed a then-career-best 11 rebounds vs. West Virginia (11/19).

**2009-10 (RS SOPHOMORE)** ★ Played in 32 games, made five starts, and averaged 12.7 minutes per game... Primarily served as A.J. Ogilvy's backup at center, where he averaged 3.8 points, 3.2 rebounds, and 1.3 blocks per game... His 43 blocks is the sixth-best single season total in the history of the program... Had three or more blocks seven times, including a career-best four block performance against Manhattan on 12/30... Scored in double figures on two occasions - vs. Tennessee State (12/19) and Middle Tennessee State (1/4), when he scored a career-high 10 points in each of the games... Grabbed a career-high seven rebounds against Mississippi State on 2/3... Led the team in field goal percentage at 54.4% (49-90)... Tallied two points, three rebounds and a blocked shot in 14 minutes of action in season opener against Lipscomb (11/16)... Went 1-for-1 from the floor, including 3-of-4 from the line to finish with five points and four boards in win over DePaul (12/5)... Scored seven points while pulling down four boards in second start of the season against Western Kentucky (12/11)... Tied a season-high in points (10) and had a season best five FG made (5) against Tennessee State... Blocked a career-high four shots vs. Manhattan (12/30)... Chipped in eight points on 4-of-6 shooting while blocking three shots in 15 minutes vs. Southern Miss (1/2)... Tied or set season high in points (10), field goals (5) and minutes (21) against MTSU (1/4)... Recorded five points and two blocks in 14 minutes vs. South Carolina (1/16)... Tallied four points, five rebounds and a block shot in 16 minutes of action against Tennessee (1/27)... Posted five points (2-3 FG) and seven rebounds in win over Missis-

-Ezeli's Bio continued on next page

### Ezeli's Overall Statistics at Vanderbilt


Year	GP	GS	Min	Avg	FG	FGA	Pct	3FG	3FGA	Pct	FT	FTA	Pct	Off	Def	Tot	Avg	PF	FO	Ast	TO	Blk	Stl	Pts	Avg
2008-09	29	6	360	12.4	41	75	.547	0	0	.000	28	55	.509	28	46	74	2.6	58	1	1	43	22	4	110	3.8
2009-10	32	5	406	12.7	49	90	.544	0	0	.000	22	59	.373	30	72	102	3.2	70	3	3	34	43	6	120	3.8
2010-11	34	34	799	23.5	151	257	.588	0	0	.000	140	216	.648	95	118	213	6.3	104	5	6	60	87	20	442	13.0
<b>TOTAL</b>	<b>95</b>	<b>45</b>	<b>1565</b>	<b>16.5</b>	<b>241</b>	<b>422</b>	<b>.571</b>	<b>0</b>	<b>0</b>	<b>.000</b>	<b>190</b>	<b>330</b>	<b>.576</b>	<b>153</b>	<b>236</b>	<b>389</b>	<b>4.1</b>	<b>232</b>	<b>9</b>	<b>10</b>	<b>137</b>	<b>152</b>	<b>30</b>	<b>672</b>	<b>7.1</b>

### Ezeli's SEC Statistics at Vanderbilt

Year	GP	GS	Min	Avg	FG	FGA	Pct	3pt	3ptA	Pct	FT	FTA	Pct	Off	Def	Tot	Avg	PF	FO	Ast	TO	Blk	Stl	Pts	Avg
2008-09	16	3	194	12.1	20	32	.625	0	0	.000	12	29	.414	15	23	38	2.4	31	1	0	22	7	3	52	3.3
2009-10	16	0	186	11.6	15	29	.517	0	0	.000	11	25	.440	13	32	45	2.8	38	2	1	11	16	4	41	2.6
2010-11	16	16	404	25.3	66	125	.528	0	0	.000	77	109	.706	41	55	96	6.0	46	4	3	34	48	9	209	13.1
<b>TOTAL</b>	<b>48</b>	<b>19</b>	<b>784</b>	<b>16.3</b>	<b>101</b>	<b>186</b>	<b>.543</b>	<b>0</b>	<b>0</b>	<b>.000</b>	<b>100</b>	<b>163</b>	<b>.613</b>	<b>69</b>	<b>110</b>	<b>179</b>	<b>3.7</b>	<b>115</b>	<b>7</b>	<b>4</b>	<b>67</b>	<b>71</b>	<b>16</b>	<b>302</b>	<b>6.3</b>



# PLAYER INFORMATION



## FESTUS EZELI

3

RS-Senior, Center  
6'11" 255 lbs.  
Benin City, Nigeria  
Igbinedion Educ. Center/  
Jesuit HS (Calif.)

Mississippi State (2/3)... Scored four points and pulled down five rebounds in seven minutes of action in win over Ole Miss (2/18)... Scored four points (2-of-2 FG) and pulled down six rebounds in 15 minutes vs. Georgia (2/25)... Scored two points on (1-of-1) FG in win at Arkansas (2/27)... Saw eight minutes of action in win at Florida (3/2)... Scored two points in 11 minutes off the bench in final regular season game vs. South Carolina (3/6)... Provided a big boost off the bench in SEC semifinal game against Mississippi State, recording eight points, six rebounds and two blocks in 19 minutes.

**2008-09 (RS FRESHMAN)** ★ Played in 29 games and made six starts... Averaged 3.8 points, 2.6 rebounds, and 0.8 blocks per game in 12.4 minutes of action... Recorded first career points and first career rebounds in first career start against Morehead State...Tallied first blocked shots against Morehead St...Posted seven points and five rebounds in 16 minutes against Illinois...Scored career-best 11 points vs. C. Arkansas (11/26)... Tallied career highs in rebounds (6) and blocks (3) in reserve role against Ga. Tech (12/6)... Posted eight points and two rebounds in win over Alabama A&M... Scored five points in four minutes against Furman (12/22)... Posted a six-point and five rebound effort in third career start against St. Francis (12/31)... Tied his season-high for blocked shots with three in win over UMass (1/3)... Tallied two points and four rebounds in season-high 24 minutes vs. Kentucky... Notched seven points in 11 minutes off the bench vs. Auburn. The 7 pts vs. Auburn is the most vs. an SEC team this year...Started sixth game of his career vs. Alabama (2/5)... Tallied four points on 2-of-2 shooting vs. Kentucky (2/17)... Recorded four points on 2-of-3 shooting in 8 minutes vs. LSU (3/4)... Scored second-highest point total of career with 10 points in 17 minutes vs. Arkansas... Tied a career-high with three blocked shots against the Razorbacks (3/8).

**2007-08 (FRESHMAN)** ★ Redshirted

**SUMMER 2007** ★ Has never played traditional organized basketball... caught the eye of college recruiters playing AAU basketball for the Sacramento Pharoahs in summer of 2007 when he averaged ten points, 11 rebounds, and three blocks per game.

**PERSONAL** ★ Ifeanyi Festus Ezeli-Ndelue... Born October 21, 1989...Son of Festus, Sr., and Patricia... Has three brothers, Ik, Chucky, and Kenny, and one sister, Oby... Majoring in Biology... Graduated from Igbinedion Secondary School in Nigeria at the age of 14...Moved to the United States in 2004... His first name, Ifeanyi, means "Nothing is impossible with God"... Advice to youngsters: "Enjoy being young"... Chose Vanderbilt over Florida, Connecticut, West Virginia, Minnesota, Pacific, UC-Santa Barbara, Nevada, Reno, Creighton, South Florida, and UNLV.



## KYLE FULLER

11

Sophomore, Guard  
6'1" 180 lbs.  
Moreno Valley, Calif.  
Rancho Verde HS

**GENERAL** ★ Point guard who backed up Brad Tinsley at the point guard position...One of two players who currently calls California home (Festus Ezeli).

**2010-11 (FRESHMAN)** ★ Played in all 34 games, and averaged 1.9 points and 1.6 assists per game backing up Brad Tinsley at the point guard position...Tied a career high with four rebounds at Georgia (2/16)...Made career-high two threes against Alabama (2/10), and tied a career-high in scoring with six points...Tallied four points, four assists, and three boards in career-high 22 minutes vs. St. Mary's (1/22)...Had career-high five assists vs. Davidson (1/2)...Made first career three-pointer vs. WKU (12/1)...Recorded a then-career-high three assists vs. Grambling (11/24) and WKU (12/1)...Scored six points, had two assists, a block and a steal in 17 minutes of action vs. Presbyterian.

**HIGH SCHOOL** ★ Averaged 27.6 points, eight assists, six rebounds, and four steals per game as a point guard at Rancho Verde High School... Winningest player in Rancho Verde history, was a four-year captain, and a three-year starter...Third all-time leading scorer at Rancho Verde...Won Inland Valley Conference title four times...Named first team All-C.I.F. Division IAA selection and the MVP of the Inland Valley Conference in 2010...Posted a 3.4 GPA at Rancho Verde...Played alongside Michael Snaer, who plays basketball at Florida State.

**PERSONAL** ★ Kyle Alejandro Fuller, Jr.... Born Jan. 27, 1992... Son of Kyle Sr. and Olga Coronado Fuller... Has a brother, Khalil (15)... Plans to major in Psychology... Nickname is Boo-Bop... Chose the Commodores over UCLA, USC, Cal, and Marquette...Advice to youngsters: "It doesn't matter how high you're ranked if you practice every day and ball out."

### Fuller's Overall Statistics at Vanderbilt

Year	GP	GS	Min	Avg	FG	FGA	Pct	3FG	3FGA	Pct	FT	FTA	Pct	Off	Def	Tot	Avg	PF	FO	Ast	TO	Blk	Stl	Pts	Avg
2010-11	34	0	499	14.7	24	78	.308	7	29	.241	8	16	.500	8	38	46	1.4	44	0	55	34	1	13	63	1.9
<b>TOTAL</b>	<b>34</b>	<b>0</b>	<b>499</b>	<b>14.7</b>	<b>24</b>	<b>78</b>	<b>.308</b>	<b>7</b>	<b>29</b>	<b>.241</b>	<b>8</b>	<b>16</b>	<b>.500</b>	<b>8</b>	<b>38</b>	<b>46</b>	<b>1.4</b>	<b>44</b>	<b>0</b>	<b>55</b>	<b>34</b>	<b>1</b>	<b>13</b>	<b>63</b>	<b>1.9</b>

### Fuller's SEC Statistics at Vanderbilt

Year	GP	GS	Min	Avg	FG	FGA	Pct	3pt	3ptA	Pct	FT	FTA	Pct	Off	Def	Tot	Avg	PF	FO	Ast	TO	Blk	Stl	Pts	Avg
2010-11	16	0	218	13.6	7	28	.250	4	8	.500	5	10	.500	4	18	22	1.4	18	0	21	11	0	5	23	1.4
<b>TOTAL</b>	<b>16</b>	<b>0</b>	<b>218</b>	<b>13.6</b>	<b>7</b>	<b>28</b>	<b>.250</b>	<b>4</b>	<b>8</b>	<b>.500</b>	<b>5</b>	<b>10</b>	<b>.500</b>	<b>4</b>	<b>18</b>	<b>22</b>	<b>1.4</b>	<b>18</b>	<b>0</b>	<b>21</b>	<b>11</b>	<b>0</b>	<b>5</b>	<b>23</b>	<b>1.4</b>



# PLAYER INFORMATION



## LANCE GOULBOURNE

5

Senior, Forward  
6' 8" 225 lbs.  
Brooklyn, N.Y.  
The Hun School (N.J.)

**GENERAL** ★ Very skilled wing player with great athletic ability and explosiveness, who started 21 games at the power forward position... Was a consensus Top 100 recruit in 2008... Also was a standout tennis player in high school, with a serve that topped out at 130 mph... Emerged as one of the SEC's top rebounders in 2010-11.

**2010-11 (JUNIOR)** ★ Played in 32 games and started 21 at the four position... Averaged 6.9 points and a team-leading 7.3 rebounds per game... Finished in the top ten in the SEC in rebounding in SEC (Tied-7th, 7.3) and defensive rebounds (5th, 5.4)... Had double-digit rebounds in nine games this season... Came off the bench to grab 17 boards at LSU (2/26). The 17 rebounds set a new single-game record in the Stallings' era... Posted three double-doubles on the season... Had his second double-double of the year against St. Mary's (15 pts, 10 rebs)... Won SEC Player of the Week for his performances against Ole Miss and Saint Mary's... Tallied his first career double-double with 14 points and 16 rebounds against Ole Miss (1/19) - the 16 rebounds tied a Stallings-era single-game best. Also added five assists and a steal... Grabbed a then-career-high 14 rebounds at South Carolina (1/8) - also added nine points in career-high 38 minutes... Made first career start vs. Missouri (12/8) - scored 11 points and had 7 rebounds; also started vs. SE Louisiana (12/18) - scored 13 points and had 8 boards vs. Lions... Had career-high three steals vs. WKU (12/1)... Corralled a then career-high 12 rebounds vs. Grambling (11/24); scored 17 pts. vs. App. State (11/27).

**2009-10 (SOPHOMORE)** ★ Played in 31 games as a sophomore... Averaged 3.3 points and 2.1 rebounds... Scored a career-high 18 points off of the bench against LSU (2/13)... Also added a career-high nine rebounds against the Tigers in a career-high 26 minutes... Made seven free throws twice, against Manhattan (12/30) and LSU (2/13)... Posted a season-high two blocks against Chaminade (11/24), at Kentucky (1/30), and at Arkansas (2/27)... Missed the final two games of the regular season due to a stress reaction in his left foot... Scored five points on 2-of-3 shooting, including 1-of-1 from downtown in quarterfinal game of SEC Tournament vs. Georgia (3/12).

**2008-09 (FRESHMAN)** ★ Played in 23 games as a true freshman... Averaged 5.1 points, and 3.3 rebounds in 2008-09... Scored his first career points with a three-pointer in the first half against Morehead St. Tallied 11 points (3-4 3PT), four rebounds and two steals in 16 minutes of action



against Morehead State... Missed the next eight games with mononucleosis; returned to action against USF (12/16) and played seven minutes... Recorded seven points and season-high seven boards in 15 minutes versus Tennessee Tech (12/20)... Scored 10 points and pulled down a career-high 8 rebounds in 18 minutes against St. Francis (12/31)... Scored in double figures for the second straight game (10) and tied season-high with 8 rebounds against UMass (1/3)... Scored seven points in 16 minutes versus Georgia... Had team-high six rebounds at Miss. State (1/17)... Was 4-for-4 from the floor and tied a career high with 11 points against Ole Miss (2/7)... Scored career-high 17 points on 4-of-7 shooting, including tying a season high with three made three-pointers in season-high 22 minutes vs. Kentucky... Notched six points and one assist in 12 minutes at Florida (2/21)... Connected on a big three pointer in the first half vs. LSU, finishing the game with three pts, and three rebounds in 13 min... Tallied six point, four rebound, and three-assist effort in win vs. Arkansas (3/8).

**HIGH SCHOOL** ★ Averaged 16 points, eight rebounds, two blocks, two steals, and two assists in his senior season... His Hun School team were the PSIT (Peddie School Invitational Tournament) champions in his junior and senior years... Were MAPL (Mid-Atlantic Prep League) and New Jersey Prep A State Champions in his junior season... Claimed numerous individual accolades, including First Team All-Area from 2006-08, First Team All-Prep in his junior and senior seasons, and a first team selection for the MAPL in his senior season... Was the MVP of the Primetime Shoutout, Tip-Off Classic (two times), and the Big Apple Classic, and was named the Princeton Packet Player of the Year in his senior season... Ranked as the 72nd-best recruit in the nation according to Rivals.com, and the 12th-best small forward in the country... Three-time letterwinner in tennis, and spent the last five years as a ballboy at the U.S. Open in Flushing Meadow.

**PERSONAL** ★ Lance Avery Goulbourne... Born April 6, 1989 in New York, N.Y. ... Son of Laverne and Mary Goulbourne... Has a brother, Laverne, Jr. (28)... Majoring in Human and Organizational Development... Brother played basketball at the University of Bridgeport... Nickname is LG... Chose Vanderbilt over Rutgers, Notre Dame, Marquette, and Virginia... Advice to youngsters: "Hard work beats talent when talent fails to work hard."

### Goulbourne's Overall Statistics at Vanderbilt

Year	GP	GS	Min	Avg	FG	FGA	Pct	3FG	3FGA	Pct	FT	FTA	Pct	Off	Def	Tot	Avg	PF	FO	Ast	TO	Blk	Stl	Pts	Avg
2008-09	23	0	325	14.1	42	89	.472	11	31	.355	22	31	.710	21	54	75	3.3	25	0	7	25	12	10	117	5.1
2009-10	31	0	398	12.8	29	74	.392	10	36	.278	34	50	.680	17	47	64	2.1	46	0	16	29	17	5	102	3.3
2010-11	32	21	799	25.0	68	161	.422	16	58	.276	68	96	.708	61	174	235	7.3	61	0	43	48	16	18	220	6.9
<b>TOTAL</b>	<b>86</b>	<b>21</b>	<b>1522</b>	<b>17.7</b>	<b>139</b>	<b>324</b>	<b>.429</b>	<b>37</b>	<b>125</b>	<b>.296</b>	<b>124</b>	<b>177</b>	<b>.701</b>	<b>99</b>	<b>275</b>	<b>374</b>	<b>4.3</b>	<b>132</b>	<b>0</b>	<b>66</b>	<b>102</b>	<b>45</b>	<b>33</b>	<b>439</b>	<b>5.1</b>

### Goulbourne's SEC Statistics at Vanderbilt

Year	GP	GS	Min	Avg	FG	FGA	Pct	3pt	3ptA	Pct	FT	FTA	Pct	Off	Def	Tot	Avg	PF	FO	Ast	TO	Blk	Stl	Pts	Avg
2008-09	16	0	221	13.8	27	60	.450	8	23	.348	11	18	.611	13	27	40	2.5	23	0	6	17	8	6	73	4.6
2009-10	14	0	192	13.7	16	45	.356	6	24	.250	15	21	.714	10	16	26	1.9	23	0	4	9	8	2	53	3.8
2010-11	16	13	396	24.8	27	69	.391	7	27	.259	20	34	.588	28	88	116	7.3	31	0	21	19	4	5	81	5.1
<b>TOTAL</b>	<b>46</b>	<b>13</b>	<b>809</b>	<b>17.6</b>	<b>70</b>	<b>174</b>	<b>.402</b>	<b>21</b>	<b>74</b>	<b>.284</b>	<b>46</b>	<b>73</b>	<b>.630</b>	<b>51</b>	<b>131</b>	<b>182</b>	<b>4.0</b>	<b>77</b>	<b>0</b>	<b>31</b>	<b>45</b>	<b>20</b>	<b>13</b>	<b>207</b>	<b>4.5</b>



# PLAYER INFORMATION



**JOSH HENDERSON**

**40**

Freshman, Center  
6'11" 220 lbs.  
Roanoke, Va.  
Cave Spring HS

**GENERAL** ★ Signed in the spring of 2010 with the Commodores...6'11 center chose Vanderbilt over Virginia, Wake Forest, Davidson, Cincinnati, Maryland, and Penn State.

**2010-11 (FRESHMAN)** ★ Redshirted the 2010-11 season.

**HIGH SCHOOL** ★ Averaged 20 points, 11 rebounds, four blocks, and four steals per game in his senior season at Cave Spring...His Knights' team won two district titles, two region titles, and two state titles, and captured the Holiday Hoopla tournament in 2010...Named the team's MVP for three years, and was the district, region, and state player of the year for two consecutive years...Was the Timesland Player of the Year...Named All-Roanoke Metro in 2009, and was the 2010 Associated Press Player of the Year...Set school record in career rebounds and blocks, and is second all-time in scoring... Member of the A-B Honor Roll.

**PERSONAL** ★ Joshua Henderson... Jan. 28, 1992... Son of David and Carol Henderson... Has one brother, Matthew (24), and one sister, Rebecca (22)... Undecided on major... Advice to youngsters: "Find something you're good at and work your hardest to be the best you can, but have fun along the way."



**JOHN JENKINS**

**23**

Junior, Guard  
6'4" 215 lbs.  
Hendersonville, Tenn.  
Station Camp HS

**GENERAL** ★ Named as an All-SEC first-team selection by the league's coaches and media in 2010-11 as a sophomore after leading the league in scoring...One of the nation's top shooters from three... Named to the SEC All-Freshman team and was named the Sixth Man of the Year by the league's coaches in 2009-10...Averaged 11.0 points per game, and shot 48.3% (72-149) from three in his freshman season.

**2010-11 (SOPHOMORE)** ★ Became Vanderbilt's all-time leading sophomore scorer with 624 points and a 19.5 ppg average...Played in 32 games and averaged 19.5 points and 3.0 rebounds per game...Led the league in scoring in all games (19.5) and in 3-point field goals made per game (3.1) and finished second in free throw percentage (.894)... Also led the SEC in scoring in league games only (20.8) and threes made (3.1) in SEC games only; finished second in free-throw percentage (.908)...Made 100 three pointers as a sophomore, which is the fourth-best single season total in Vanderbilt history...His 89.4% free throw percentage is the third-best single-season total in Commodore history...Tallied double figures in every game played in 2010-11... Scored 20 or more points in 19 games in 2010-11 and 21 in his career; made at least 5 threes in seven games; led the SEC in 20-point games...Scored 20 or more in 10 of 16 league games in 2010-11...Scored game-high 22 points vs. Florida (3/5)...Tallied game-high 22 points at Auburn (2/19)...Held scoreless at Georgia (2/16) in first half, but scored 21 points in the final 13:16 of regulation. Was 5-10 from three...Pumped in a career-high 32 points against Kentucky (2/12); made a career-high 11 field goals and tied for a career-high with six made threes...Claimed his second SEC Player of the Week award after averaging 26.0 points, 2.5 rebounds, and 2.5 assists in the team's two wins over Alabama and Kentucky...Led the team with 20 points vs. Alabama; 22 points at Florida...Converted 10-of-10 free throws against Arkansas, led team with 24 points...Scored 21 points and was 9-for-9 from the free throw line against Mississippi State (1/27)...Went for 20 points on 7-of-10 shooting against Ole Miss (1/19); was also 4-of-5 from beyond the arc...Scored team-high 21 points at Tennessee (1/15)...Tied for team-high with 18 points against Georgia...Returned to starting lineup at South Carolina after suffering concussion before Davidson game; scored game-high 27 points (also tied a then Vanderbilt season-high)...Led team with 23 points at Missouri (12/8),

Jenkins' Overall Statistics at Vanderbilt

Year	GP	GS	Min	Avg	FG	FGA	Pct	3FG	3FGA	Pct	FT	FTA	Pct	Off	Def	Tot	Avg	PF	FO	Ast	TO	Blk	Stl	Pts	Avg
2009-10	31	7	716	23.1	110	234	.470	72	149	.483	48	60	.800	8	61	69	2.2	36	0	30	23	5	14	340	11.0
2010-11	32	32	1105	34.5	190	411	.462	100	245	.408	144	161	.894	17	78	95	3.0	44	0	39	52	10	24	624	19.5
<b>TOTAL</b>	<b>63</b>	<b>39</b>	<b>1821</b>	<b>28.9</b>	<b>300</b>	<b>645</b>	<b>.465</b>	<b>172</b>	<b>394</b>	<b>.437</b>	<b>192</b>	<b>221</b>	<b>.869</b>	<b>25</b>	<b>139</b>	<b>164</b>	<b>2.6</b>	<b>80</b>	<b>0</b>	<b>69</b>	<b>75</b>	<b>15</b>	<b>38</b>	<b>964</b>	<b>15.3</b>

Jenkins' SEC Statistics at Vanderbilt

Year	GP	GS	Min	Avg	FG	FGA	Pct	3pt	3ptA	Pct	FT	FTA	Pct	Off	Def	Tot	Avg	PF	FO	Ast	TO	Blk	Stl	Pts	Avg
2009-10	14	3	332	23.7	47	103	.456	30	66	.455	19	25	.760	1	25	26	1.9	12	0	9	7	5	9	143	10.2
2010-11	16	16	578	36.1	102	201	.507	49	115	.426	79	87	.908	9	45	54	3.4	24	0	25	32	4	14	332	20.8
<b>TOTAL</b>	<b>30</b>	<b>19</b>	<b>910</b>	<b>30.3</b>	<b>149</b>	<b>304</b>	<b>.490</b>	<b>79</b>	<b>181</b>	<b>.436</b>	<b>98</b>	<b>112</b>	<b>.875</b>	<b>10</b>	<b>70</b>	<b>80</b>	<b>2.7</b>	<b>36</b>	<b>0</b>	<b>34</b>	<b>39</b>	<b>9</b>	<b>23</b>	<b>475</b>	<b>15.8</b>



# PLAYER INFORMATION



## JOHN JENKINS

# 23

Junior, Guard  
6'4" 215 lbs.  
Hendersonville, Tenn.  
Station Camp HS

22 points against Grambling (11/24), 21 vs. App. State (11/27), and 21 vs. WKU (12/1)...Won SEC Player of the Week for his play at the Honda Puerto Rico Tip-Off... Averaged 21.7 points and 3.0 rebounds in three games, and led the Commodores in scoring in each of the three games during the tournament. Jenkins finished the tournament having made 25-of-28 free throws (.893) and was selected to the Puerto Rico Tip-Off All-Tournament team...Scored then career-high 27 points vs. WVU (11/19); also had a career-high in FG attempts (19), 3-point FG attempts (11), and was a perfect 10-for-10 from the FT line (both career highs).

**2009-10 (FRESHMAN)** ★ Played in 31 games and made seven starts, and averaged 11.0 points per game...One of the nation's best high school shooters entering college, he did not disappoint in his freshman season...his 48.3% from three ranks as the third-best single-season three-point percentage in the program's history, and ranks as the 11th-best single season in SEC history...Also ranks as the third-best career percentage in SEC history with 100 to 199 career three-point attempts...Scored 340 points in his freshman season, the seventh-best single-season total in Vanderbilt history...Tied for 10th for best single-season scoring average...Tallied double figures in 20 of 31 games played... Jenkins won three SEC Freshman of the Week honors in 2009-10 - he averaged 13.5 points, 1.5 rebounds, and 1.5 assists in Vanderbilt's two wins Feb. 22-March 1, was honored for his performances against Middle Tennessee State and Florida, January 4-11, when he averaged 13.0 points and 4.0 rebounds in two Commodore wins, and also for his performances against Manhattan and Southern Miss December 27-January 4, when he averaged 17.5 points, 3.5 rebounds...Scored a career-best 25 points against Georgia in the quarterfinals of the SEC Tournament (3/12); made seven field goals, also a career-high, in the game...Knocked down six threes in a Commodore win at Florida (3/2)...Also made six threes against Southern Miss (1/2)...Had at least three three-pointers in 14 games...made four or more in five games...Shot 80% from the free throw line on the season (48-60)...Grabbed a career-high six rebounds against Manhattan (12/30)...Dished out a career-high three assists against Manhattan and Southern Miss...Had two blocks at South Carolina (1/16).

**HIGH SCHOOL** ★ Was a two-time TSSAA Class AA Mr. Basketball selection, and was the Gatorade Tennessee High School Player of the Year in 2008-09... Named The Tennessean Boys Player of the Year in 2008 and 2009...Was a PARADE All-American and Reebok All-American in his senior year...Jenkins' scoring average of 42.3 points per game was second on the state's single-season list behind Ronnie Schmitz, who averaged 44.2 points at Ridgeway High School in 1988-89...He shot over 60 percent from the field and nearly 50 percent from 3-point land in his senior season...Ended his high school career with 3,192 points, with 1,228 of those coming in his senior season...Scored 60 points against Gallatin High School on February 16, 2009... Participated in two prestigious postseason all-star games in the spring of 2009 - the Capital Classic and Reebok All-American games in Washington D.C...Led all players in the Capital Classic with 27 points...Was the leading scorer at the 16th Annual NBA Players Association Top 100 Camp in Charlottesville, Va., in the summer of 2008, and saw his stock rise with his outstanding shooting performances



against some of the nation's top college prospects; he averaged 17.8 points per game...Also was a Nike Chosen Ones selection after his junior season, an honor that goes to the nation's top 50 players, regardless of class...Led the state of Tennessee in scoring as a junior, averaging 30.9 points per game.

**PERSONAL** ★ John Logan Jenkins III... Born March 6, 1991... Son of John Jenkins Jr. and Melodye Jenkins... Has a sister, Adrienne (14)... Major is Interdisciplinary Studies... Nickname is Johnny J... Advice to youngsters: "Stay humble, holy, and hungry."



# PLAYER INFORMATION



**AARON NOLL**

**14**

Senior, Forward  
6'7" 220 lbs.  
Fort Mitchell, Ky..  
Covington Catholic HS

**GENERAL** ★ Made the team as a walk on during tryouts in October of 2008, and has been named to the SEC Academic Honor Roll for the last two seasons (2010, 2011).

**2010-11 (JUNIOR)** ★ Had two rebounds in three minutes vs. Grambling (11/24)...Suffered a broken right foot in December, and did not play the rest of the season.

**2009-10 (SOPHOMORE)** ★ Saw action in eight games...Scored two points against Manhattan (12/30) and two at Arkansas (2/27)...Grabbed two rebounds against Mercer (12/21)...Was four-for-four on the year from the charity stripe.

**2008-09 (FRESHMAN)** ★ Saw action in three games, and made the first two points of his collegiate career against St. Francis (12/31)...Grabbed the first rebound of his career against Alabama A&M.

**HIGH SCHOOL** ★ Was a part of a Covington Catholic team that captured the Ninth Region Tournament and were 34th District Champions in 2006 and 2007... Averaged nine points, seven rebounds, two assists, one steal and 1.5 blocks his senior year... Was named to the Academic All-State team in his junior and senior seasons... Named his team's most improved player in his junior year, and won the Toyota Classic Academic Award in his junior and senior campaigns... Was on the AAU State Champion (Shining Stars) in his junior season... Listed as a Wendy's High School Heisman State Finalist... Excelled in the classroom at Covington Catholic, where he was named Valedictorian and Senior Class President... Was also a National Merit Scholarship finalist, a Kentucky Governor's Scholar, and his school's treasurer for the National Honor Society.

**PERSONAL** ★ Aaron Robert Noll... Born Oct. 30, 1989... Son of Bob and Rhonda Noll... Has two brothers, Andrew (23) and Danny (21), and one sister, Krista (18)... Majoring in biology (Pre-Med)... Advice to youngsters: "Never let anyone tell you that you can't do something if you put your mind to it."



**ROD ODOM**

**45**

Sophomore, Forward  
6'9" 220 lbs.  
Central Islip, N.Y..  
Middlesex School (Mass.)

**GENERAL** ★ Power forward who played in all 34 games as a true freshman...Started eight games.

## 2010-11 (FRESHMAN)

Averaged 3.9 points and 2.6 rebounds per game...Scored in double-figures in five games, and tallied a career-high 12 points against Arkansas (1/29)... Scored 10 points and had five rebounds off of the bench vs. Florida (3/5)... Tallied 11 points at Georgia (2/16), grabbed 5 rebounds, and was 3-of-5 from beyond the arc...Tied a career-high in minutes played with 27...Grabbed a career-high seven rebounds against Kentucky (2/12)...Scored nine points, all on threes, against South Carolina at Memorial Gym (2/5)...tied his career-high in threes made (3)...Tied a then career-high with 11 points vs. WKU; was 3-of-3 from beyond-the-arc...Scored five points in collegiate debut vs. Presbyterian; made his first three-point basket on Brad Tinsley's 10th assist.

**HIGH SCHOOL** ★ Four-year varsity letterwinner in basketball at Middlesex, and a one-year letterman in crew...Was a three-year starter in basketball, and averaged 25.6 points, 14.0 rebounds, 6.0 assists, and 3.1 blocks in his senior season...His Middlesex team made the New England Preparatory School Athletic Council (NEPSAC) semifinals twice...First-team All-Independent School League (ISL) player in his sophomore, junior, and senior seasons...2009 Preseason All-New England Defensive Player of the Year...2010 Gatorade Player of the Year finalist, McDonald's All-American nominee, and Academic All-American.

**PERSONAL** ★ Roderick Odom... Born Sept., 23, 1991... Son of Roderick Odom and Valerie Dickens... Has a brother, Brandon (15), and a sister, Ariana (13)... Undecided on major at Vanderbilt... Nickname is O... Chose the Commodores over Harvard, West Virginia, Arizona, UConn, Louisville, Boston College, Michigan, and Oklahoma State...Advice to youngsters: "Work hard and don't let other people put artificial limits on you."

## Noll's Overall Statistics at Vanderbilt

Year	GP	GS	Min	Avg	FG	FGA	Pct	3FG	3FGA	Pct	FT	FTA	Pct	Off	Def	Tot	Avg	PF	FO	Ast	TO	Blk	Stl	Pts	Avg
2008-09	3	0	4	1.3	1	1	1.000	0	0	.000	0	1	.000	0	1	1	0.3	0	0	0	0	0	0	2	0.7
2009-10	8	0	12	1.5	0	0	.000	0	0	.000	4	4	1.000	2	3	5	0.6	2	0	0	0	0	0	4	0.5
2010-11	4	0	8	2.0	0	0	.000	0	0	.000	0	0	.000	0	2	2	0.5	0	0	0	0	0	0	0	0.0
<b>TOTAL</b>	<b>15</b>	<b>0</b>	<b>24</b>	<b>1.6</b>	<b>1</b>	<b>1</b>	<b>1.000</b>	<b>0</b>	<b>0</b>	<b>.000</b>	<b>4</b>	<b>5</b>	<b>.800</b>	<b>2</b>	<b>6</b>	<b>8</b>	<b>0.5</b>	<b>2</b>	<b>0</b>	<b>0</b>	<b>0</b>	<b>0</b>	<b>0</b>	<b>6</b>	<b>0.4</b>

## Noll's SEC Statistics at Vanderbilt

Year	GP	GS	Min	Avg	FG	FGA	Pct	3pt	3ptA	Pct	FT	FTA	Pct	Off	Def	Tot	Avg	PF	FO	Ast	TO	Blk	Stl	Pts	Avg
2009-10	2	0	2	1.0	0	0	.000	0	0	.000	2	2	1.000	0	1	1	0.5	1	0	0	0	0	0	2	1.0
<b>TOTAL</b>	<b>2</b>	<b>0</b>	<b>2</b>	<b>1.0</b>	<b>0</b>	<b>0</b>	<b>.000</b>	<b>0</b>	<b>0</b>	<b>.000</b>	<b>2</b>	<b>2</b>	<b>1.000</b>	<b>0</b>	<b>1</b>	<b>1</b>	<b>0.5</b>	<b>1</b>	<b>0</b>	<b>0</b>	<b>0</b>	<b>0</b>	<b>0</b>	<b>2</b>	<b>1.0</b>

## Odom's Overall Statistics at Vanderbilt

Year	GP	GS	Min	Avg	FG	FGA	Pct	3FG	3FGA	Pct	FT	FTA	Pct	Off	Def	Tot	Avg	PF	FO	Ast	TO	Blk	Stl	Pts	Avg
2010-11	34	8	533	15.7	47	115	.409	28	75	.373	10	16	.625	35	53	88	2.6	71	1	12	38	4	15	132	3.9
<b>TOTAL</b>	<b>34</b>	<b>8</b>	<b>533</b>	<b>15.7</b>	<b>47</b>	<b>115</b>	<b>.409</b>	<b>28</b>	<b>75</b>	<b>.373</b>	<b>10</b>	<b>16</b>	<b>.625</b>	<b>35</b>	<b>53</b>	<b>88</b>	<b>2.6</b>	<b>71</b>	<b>1</b>	<b>12</b>	<b>38</b>	<b>4</b>	<b>15</b>	<b>132</b>	<b>3.9</b>

## Odom's SEC Statistics at Vanderbilt

Year	GP	GS	Min	Avg	FG	FGA	Pct	3pt	3ptA	Pct	FT	FTA	Pct	Off	Def	Tot	Avg	PF	FO	Ast	TO	Blk	Stl	Pts	Avg
2010-11	16	4	268	16.8	24	51	.471	13	32	.406	4	6	.667	15	25	40	2.5	37	1	6	20	0	6	65	4.1
<b>TOTAL</b>	<b>16</b>	<b>4</b>	<b>268</b>	<b>16.8</b>	<b>24</b>	<b>51</b>	<b>.471</b>	<b>13</b>	<b>32</b>	<b>.406</b>	<b>4</b>	<b>6</b>	<b>.667</b>	<b>15</b>	<b>25</b>	<b>40</b>	<b>2.5</b>	<b>37</b>	<b>1</b>	<b>6</b>	<b>20</b>	<b>0</b>	<b>6</b>	<b>65</b>	<b>4.1</b>



# PLAYER INFORMATION



## JAMES SIAKAM

**35**

RS Freshman, Forward  
6'7" 210 lbs.  
Douala, Cameroon  
Brehm Prep (Ill.)

**GENERAL** ★ Signed in the late period with the Commodores.

**2010-11 (FRESHMAN)** ★ Redshirted his freshman season.

**HIGH SCHOOL** ★ Averaged 18 points, 10 rebounds, and five blocks per game for his Brehm (Ill.) Prep team.

**PERSONAL** ★ James Bamba Siakam... Born May 23, 1992... Son of Tchamo and Victoire Siakam... Has three brothers, Boris, Christian, and Pascal and two sisters, Raissa and Vanessa... Undecided on major at Vanderbilt... Chose the Commodores over Southern Illinois, Marquette, Illinois, Florida, Virginia, and UCLA... Advice to youngsters: "Work hard for whatever you want because nothing is free. Stay humble, and above all, put God first in any of your endeavors."



## JORDAN SMART

**12**

RS Junior, Guard  
6' 6" 200 lbs.  
Lexington, Ky.  
Lexington Catholic HS

**GENERAL** ★ Added 20 pounds to his frame over the last few seasons... Redshirted his freshman season.

**2010-11 (RS SOPHOMORE)** ★ Played in 14 games... Handed out three assists in just four minutes in season opener against Presbyterian (11/12/10) ... Scored first career points and pulled down a career-high two rebounds in win over SE Louisiana (12/18) ... Grabbed two rebounds in a career-high 16 minutes against Davidson (1/2).

**2009-10 (RS FRESHMAN)** ★ Played in 10 games as a redshirt freshman... Tallied career-high two rebounds in games against Chaminade (11/24) and Manhattan (12/30)... Had career-best two assists against Southern Miss (1/2)... Named to the SEC Academic Honor Roll.

**2008-09 (FRESHMAN)** ★ Redshirted the season... Named to the SEC Freshman Academic Honor Roll.

**HIGH SCHOOL** ★ Was the 11th Region MVP in 2008 and was a member of the All-Region regular season team... His Lexington Catholic team finished the year as a 2008 state semi-finalist, and captured the 43rd District and 11th Region championships... Also claimed the 43rd District championship as a junior... He was a second-team All-City selection in 2007 and 2008, and an honorable mention All-State selection... His team won the 2008 Fifth Third Tournament, where he was named the MVP... Also was a McDonald's All-American nominee... In 2007, he was named to the All-Academic team at the Great Florida Shootout.

**PERSONAL** ★ Jordan David Smart... Born Aug. 30, 1989 in Richmond, Va. ... Son of David and Jennifer Smart... Majoring in English... Nickname is Smeez or Smarty... Chose Vanderbilt over Princeton, Harvard and Centenary... Advice to youngsters: "Respect your elders."

### Smart's Overall Statistics at Vanderbilt

Year	GP	GS	Min	Avg	FG	FGA	Pct	3FG	3FGA	Pct	FT	FTA	Pct	Off	Def	Tot	Avg	PF	FO	Ass	TO	Blk	Stl	Pts	Avg
2009-10	10	0	27	2.7	0	6	.000	0	5	.000	0	0	.000	1	5	6	0.6	1	0	4	0	0	2	0	0.0
2010-11	14	0	47	3.4	2	5	.400	2	5	.400	0	0	.000	0	8	8	0.6	2	0	4	1	1	0	6	0.4
<b>TOTAL</b>	<b>24</b>	<b>0</b>	<b>74</b>	<b>3.1</b>	<b>2</b>	<b>11</b>	<b>.182</b>	<b>2</b>	<b>10</b>	<b>.200</b>	<b>0</b>	<b>0</b>	<b>.000</b>	<b>1</b>	<b>13</b>	<b>14</b>	<b>0.6</b>	<b>3</b>	<b>0</b>	<b>8</b>	<b>1</b>	<b>1</b>	<b>2</b>	<b>6</b>	<b>0.3</b>

### Smart's SEC Statistics at Vanderbilt

Year	GP	GS	Min	Avg	FG	FGA	Pct	3pt	3ptA	Pct	FT	FTA	Pct	Off	Def	Tot	Avg	PF	FO	Ass	TO	Blk	Stl	Pts	Avg
2009-10	3	0	7	2.3	0	2	.000	0	2	.000	0	0	.000	0	1	1	0.3	0	0	0	0	0	1	0	0.0
2010-11	5	0	5	1.0	1	1	1.000	1	1	1.000	0	0	.000	0	0	0	0.0	0	0	0	0	0	0	3	0.6
<b>TOTAL</b>	<b>8</b>	<b>0</b>	<b>12</b>	<b>1.5</b>	<b>1</b>	<b>3</b>	<b>.333</b>	<b>1</b>	<b>3</b>	<b>.333</b>	<b>0</b>	<b>0</b>	<b>.000</b>	<b>0</b>	<b>1</b>	<b>1</b>	<b>0.1</b>	<b>0</b>	<b>0</b>	<b>0</b>	<b>0</b>	<b>0</b>	<b>1</b>	<b>3</b>	<b>0.4</b>



# PLAYER INFORMATION



## JEFFERY TAYLOR

44

Senior, Forward  
6'7" 225 lbs.  
Norrkoping, Sweden  
Hobbs HS (N.M.)

**GENERAL** ★ Named a second-team All-SEC player in 2010-11 and 2009-10 after being named to the All-SEC Freshman team in 2008-09... Scored 438 points as a sophomore, which ranks eighth all-time on the Vanderbilt sophomore single-season list... Started in all but one game in his Vanderbilt career... Became 41st VU player to surpass 1,000-point mark with 22-point effort vs. Davidson (1/2).

### 2010-11 (JUNIOR)

A preseason All-SEC selection by the media and the league's coaches, and put on 25 pounds of muscle in the offseason. Taylor has scored in double-digits in 72 career games... Scored in double figures in 26 games as a junior, and had five 20+-point games... Had three double-doubles in 2010-11 (at Missouri, at Auburn, and at LSU)... Averaged 21.7 points per game in three SEC Tournament games... had 21 points and 12 rebounds vs. LSU on 3/10... Was 7-for-11 from the floor against Florida (3/5) and scored 15 points... Scored game-high 20 points at LSU (2/26); also added two rebounds, three assists, and two steals... Grabbed a career-high 13 rebounds at Georgia (2/16)... Tallied 19 points and eight rebounds vs. Alabama (2/10)... Scored 17 points, had eight rebounds, three assists, and three blocks against South Carolina at Memorial Gym (2/5)... Missed the first start of his career at Florida (2/1)... Led the team with 25 points in a win at Mississippi State (1/27)... Tied a team high with 19 points against St. Mary's (1/22)... was 9-of-10 from free throw line... Scored 15 points, had eight rebounds, and tied a career-high with six assists vs. Ole Miss (1/19)... Tallied 15 points, five rebounds, and three assists vs. Georgia (1/12) - included a dunk which was named SportCenter's #1 "Top Play" on January 13... Tied for team lead in points vs. SE Louisiana (12/18) with 15 points and led the team with 18 points at MTSU (12/21), 19 vs. Marquette (12/29), and 22 vs. Davidson (1/2)... Was 8-for-12 from the floor against Marquette, and also added eight rebounds, two blocks, and two steals... Tallied first double-double of the season with 18 points and 10 rebounds against Missouri (12/8)... Had 16 points and 8 rebounds vs. Belmont (12/4)... Scored a career-high 27 points in season opener against Presbyterian on 11-of-12 shooting.

**2009-10 (SOPHOMORE)** ★ Averaged 13.3 points, 5.2 rebounds, 1.7 assists, and 1.1 steals per game and started in every contest for the Commodores... Scored in double figures in 24 of Vanderbilt's 33 games, including

a career-high 26-point effort against Tennessee in Memorial Gym (2/9)... Was 7-for-11 from the floor against the Volunteers, was a perfect 12-for-12 from the charity stripe, and grabbed seven rebounds... Became the fourth Vanderbilt player to make all of his attempts when attempting at least 10 free throws... Was named SEC Player of the Week for the week of February 8-15 after he averaged 20.5 points, 6.0 rebounds and 2.5 assists in wins over No. 12 Tennessee and LSU... Led the team in steals... Scored 20 or more points on three other occasions - Lipscomb (11/16), Western Kentucky (12/11), and Tennessee State (12/19)... Posted two double-doubles on the season, a 13-10 effort against Arizona in Maui (11/25) and an 18-point, 11-rebound performance against Missouri (12/2)... One game after making a career-best nine baskets against Western Kentucky, Taylor set a Memorial Gym field goal percentage record by making 10-of-11 field goals (90.9 percent) ... The previous record was 90.0 (minimum 10 attempts) by Vanderbilt's Brett Burrow on Feb. 16, 1985 against Tennessee... Had a season-high four assists on three occasions - vs. Mercer (12/21), MTSU (1/4), and at Ole Miss (2/18)... Led the team with 19 points at St. Mary's (11/20)... Finished with 18 points on (8-of-14 shooting) and four rebounds in win vs. DePaul (12/5)... Posted his fourth straight game in double figures with 12 points (5-of-8 FG) and two assists vs. Illinois (12/8)... Finished with 21 points, on 9-of-12 shooting while pulling down nine rebounds in season-high 35 minutes against Western Kentucky (12/11)... Went perfect 5-for-5 from the field, including 4-of-4 from the FT line to finish with 14 points in win over Florida (1/9)... Notched 16 points, two blocks and two steals in 28 minutes of action vs. USC (1/16)... Scored a team-high 18 points, on 5-of-7 shooting, including 8-for-8 from the line in win against Auburn (1/23)... Tied a career high with four steals against Georgia (2/6)... Notched 19 points on 8-of-11 shooting to go along with six rebounds and four assists in win at Ole Miss (2/18)... Scored a team-high 17 points, (4-of-10 FG), including 9-of-12 at free throw line and 4 rebounds in 29 minutes vs. Kentucky (2/20)... Scored a team-high 18 points (6-of-10 FG), including perfect 6-of-6 from FT line to go along with five rebounds in win at Arkansas (2/27).

**2008-09 (FRESHMAN)** ★ Averaged 12.2 points, 6.2 rebounds, 1.7 assists, and 0.9 steals per game... Was the fourth highest scoring freshman in the SEC in 2008-09... Led the team in scoring seven times and rebounding on 13 separate occasions... Ranked sixth all-time on the Vanderbilt all-time scoring list for freshmen with 577; his scoring average of 12.2 ranks eighth all-time for a freshman in a single season... His rebounding average of 6.2 rebounds per game ranked fifth all-time for a freshman in a single season... Had three double-doubles in his freshman campaign, and scored in double figures in 21 games... Double-doubles came against MTSU (11/24) - 13 points, 11 rebounds; at Kentucky (1/10) - 15 points, 11 rebounds; and vs. Arkansas (3/8) - 16 points, 10 rebounds... Scored a career-high 23 points at South Carolina (1/28)... Tallied 18 points against Alabama A&M (12/10) and at Mississippi State (1/17)... Tallied a game-high 16 points and five rebounds in first collegiate game against Morehead State ... Posted 11 points, six rebounds and three steals

- Taylor Bio Continued

### Taylor's Overall Statistics at Vanderbilt

Year	GP	GS	Min	Avg	FG	FGA	Pct	3FG	3FGA	Pct	FT	FTA	Pct	Off	Def	Tot	Avg	PF	FO	Ast	TO	Blk	Stl	Pts	Avg
2008-09	31	31	805	26.0	136	271	.502	9	41	.220	96	139	.691	82	110	192	6.2	76	5	53	69	12	29	377	12.2
2009-10	33	33	883	26.8	148	300	.493	1	11	.091	141	189	.746	64	108	172	5.2	87	2	57	74	13	36	438	13.3
2010-11	34	33	1078	31.7	171	381	.449	39	113	.345	120	167	.719	57	131	188	5.5	83	3	80	87	19	35	501	14.7
<b>TOTAL</b>	<b>98</b>	<b>97</b>	<b>2766</b>	<b>28.2</b>	<b>455</b>	<b>952</b>	<b>.478</b>	<b>49</b>	<b>165</b>	<b>.297</b>	<b>357</b>	<b>495</b>	<b>.721</b>	<b>203</b>	<b>349</b>	<b>552</b>	<b>5.6</b>	<b>246</b>	<b>10</b>	<b>190</b>	<b>230</b>	<b>44</b>	<b>100</b>	<b>1316</b>	<b>13.4</b>

### Taylor's SEC Statistics at Vanderbilt

Year	GP	GS	Min	Avg	FG	FGA	Pct	3pt	3ptA	Pct	FT	FTA	Pct	Off	Def	Tot	Avg	PF	FO	Ast	TO	Blk	Stl	Pts	Avg
2008-09	16	16	425	26.6	64	131	.489	4	12	.333	53	76	.697	47	53	100	6.3	38	3	30	43	5	12	185	11.6
2009-10	16	16	444	27.8	68	137	.496	0	3	.000	83	108	.769	25	46	71	4.4	46	2	29	40	7	20	219	13.7
2010-11	16	15	540	33.8	80	200	.400	18	58	.310	49	72	.681	35	56	91	5.7	44	2	40	36	8	21	227	14.2
<b>TOTAL</b>	<b>48</b>	<b>47</b>	<b>1409</b>	<b>29.4</b>	<b>212</b>	<b>468</b>	<b>.453</b>	<b>22</b>	<b>73</b>	<b>.301</b>	<b>185</b>	<b>256</b>	<b>.723</b>	<b>107</b>	<b>155</b>	<b>262</b>	<b>5.5</b>	<b>128</b>	<b>7</b>	<b>99</b>	<b>119</b>	<b>20</b>	<b>53</b>	<b>631</b>	<b>13.1</b>



# PLAYER INFORMATION



## JEFFERY TAYLOR

**44**


Senior, Forward  
6'7" 225 lbs.  
Norrkoping, Sweden  
Hobbs HS (N.M.)

in loss to Illinois ...Tied previous season-high with 16 pts. vs. C. Arkansas (11/26)...Tallied 15 points and four rebounds in win over Drake (11/29)...Led VU with 14 points and seven rebounds against UIC (12/3)... Posted 11 points, 7 rebounds, and 2 blocks in 35 min against Ga. Tech (12/6)... Had a season-high four steals against Kentucky to go along with a double-double...Made a career-best eight made field goals at Mississippi State (1/17)... Scored a career-high and game-high 23 points on 7-of-10 shooting at South Carolina (1/28)... Notched 14 points, nine rebound and season-high five assists effort in win at Auburn (1/31)...Scored 11 points vs. Alabama (2/5)...Tallied 14 points vs. Ole Miss (2/7)... Posted 14-point and eight rebound effort in 31 minutes against Kentucky (2/17)... Recorded six points and pulled down seven rebounds in 32 min. at Florida (2/21)... Notched 17-point, three rebound effort, hitting 6-of-7 field goals in win over South Carolina (2/28)... Led team in points (16), rebounds (10), and assists (6) in win over Arkansas (3/8) - the six assists vs. Arkansas marked a career-high...Scored 17 points and grabbed six rebounds in SEC Tournament first round game against Alabama (3/12).

**SUMMER 2008** ★ Played for Sweden National Team in the Under-20 European Division B Championships, where he averaged 19.4 points, 9.3 rebounds and 2.8 assists in eight games.

**HIGH SCHOOL** ★ Averaged 30.0 points, 12.0 rebounds, 3.0 blocks, 3.0 steals and 3.0 assists per game in his senior season at Hobbs High School in New Mexico... He is the all-time leading scorer in Hobbs High School history... His Hobbs team claimed the district championship in 2007 and the 5A state championship in 2008... Was an all-state selection in 2007 and 2008, and was named the New Mexico Gatorade Player of the Year in 2008.

**PERSONAL** ★ Jeffery Matthew Taylor... Born May 23, 1989 in Norrkoping, Sweden... Parents are Jeff and Pia Taylor... Taylor's father, Jeff, played at Hobbs High School and Texas Tech University before playing in the NBA for the Houston Rockets and Detroit Pistons... Majoring in Sociology...His father eventually played professionally in Sweden and still lives there today... Has two brothers, Marques (15) and Vincent (11), and three sisters, Michaela (23), Melanie (19), and Vanessa (9)... Chose Vanderbilt over UCLA, Texas, Arizona, Kentucky and Gonzaga... Advice to youngsters: "Work hard and you can achieve anything."



## STEVE TCHIENGANG

**33**

Senior, Forward  
6' 9" 240 lbs.  
Douala, Cameroon  
Montverde Acad. (Fla.) / Cypress  
Comm. Christian (Texas)

**GENERAL** ★ 6'9 forward who is a physical presence around the basket who can step out and hit a perimeter jumpshot to keep defenses honest... Also saw time as a sophomore and junior at the center position.

**2010-11 (JUNIOR)** ★ Played in all 34 games and averaged 4.8 points and 3.0 rebounds per game...Scored in double-digits seven times in 2010-11, including a career-high 15 points against Southeastern Louisiana (12/18)... Tallied 10 points against Tennessee (2/22)...Scored 12 points and added 3 assists vs. Kentucky (2/12)...Shot 41.5% from three on the season (22-53)... Scored 10 points at South Carolina (1/8)...Had career-high nine rebounds against Marquette (12/29)...Scored 12 pts vs. Grambling (11/24).

**2009-10 (SOPHOMORE)** ★ Played in all 33 games and started in one... Averaged 11.6 minutes per game...Averaged 3.4 points and 2.5 rebounds per game...Scored a season-high nine points in SEC Quarterfinal win over Georgia (3/12)...Lone start of the season came against LSU - scored six points and had four rebounds against the Tigers...Had a season-high eight rebounds against Kentucky at Memorial Gym (2/20)...Made career-high three field goals on four occasions...Tied a career-high with two steals against Tennessee State (12/19)...Made a season-high four free throws against South Carolina (3/6).

**2008-09 (FRESHMAN)** ★ Averaged 3.6 points and 3.2 rebounds in 25 games...Averaged 17.3 minutes per game...Made 16 starts, including the team's last nine...Posted a season-high nine points on two different occasions - scored nine points at UMass (1/3) and tallied nine points against Tennessee (1/20)...Had season-high three assists against Georgia at Memorial Gym (1/14)...Grabbed career-high seven rebounds in win over Ole Miss (2/7)...Was 9-for-9 from the free throw line in road games at Florida (2/21, 4-4) and at Georgia (2/25, 5-5)...The five made free throws against Georgia was a new career high...Made a career-high three field goals on three separate occasions...Converted on a career-high two three-pointers at UMass and against Tennessee at Memorial Gym (1/20).

Tchiengang Bio Continued On Next Page -

### Tchiengang's Overall Statistics at Vanderbilt


Year	GP	GS	Min	Avg	FG	FGA	Pct	3FG	3FGA	Pct	FT	FTA	Pct	Off	Def	Tot	Avg	PF	FO	Ast	TO	Blk	Stl	Pts	Avg
2008-09	25	16	432	17.3	28	85	.329	12	39	.308	23	32	.719	23	56	79	3.2	71	2	12	30	11	9	91	3.6
2009-10	33	1	382	11.6	38	75	.507	5	13	.385	31	51	.608	31	52	83	2.5	74	2	7	37	5	7	112	3.4
2010-11	34	0	559	16.4	53	118	.449	22	53	.415	34	45	.756	32	70	102	3.0	72	2	15	34	12	11	162	4.8
<b>TOTAL</b>	<b>92</b>	<b>17</b>	<b>1373</b>	<b>14.9</b>	<b>119</b>	<b>278</b>	<b>.428</b>	<b>39</b>	<b>105</b>	<b>.371</b>	<b>88</b>	<b>128</b>	<b>.688</b>	<b>86</b>	<b>178</b>	<b>264</b>	<b>2.9</b>	<b>217</b>	<b>6</b>	<b>34</b>	<b>101</b>	<b>28</b>	<b>27</b>	<b>365</b>	<b>4.0</b>

### Tchiengang's SEC Statistics at Vanderbilt

Year	GP	GS	Min	Avg	FG	FGA	Pct	3pt	3ptA	Pct	FT	FTA	Pct	Off	Def	Tot	Avg	PF	FO	Ast	TO	Blk	Stl	Pts	Avg
2008-09	16	10	279	17.4	20	55	.364	9	26	.346	18	23	.783	13	37	50	3.1	48	2	7	20	8	7	67	4.2
2009-10	16	1	207	12.9	18	36	.500	3	6	.500	18	30	.600	16	30	46	2.9	42	2	3	20	2	2	57	3.6
2010-11	16	0	253	15.8	22	54	.407	8	22	.364	10	15	.667	11	23	34	2.1	38	2	5	15	3	4	62	3.9
<b>TOTAL</b>	<b>48</b>	<b>11</b>	<b>739</b>	<b>15.4</b>	<b>60</b>	<b>145</b>	<b>.414</b>	<b>20</b>	<b>54</b>	<b>.370</b>	<b>46</b>	<b>68</b>	<b>.676</b>	<b>40</b>	<b>90</b>	<b>130</b>	<b>2.7</b>	<b>128</b>	<b>6</b>	<b>15</b>	<b>55</b>	<b>13</b>	<b>13</b>	<b>186</b>	<b>3.9</b>



# PLAYER INFORMATION



## STEVE TCHIENGANG

33

Senior, Forward  
6' 9" 240 lbs.  
Douala, Cameroon  
Montverde Acad. (Fla.)/Cypress  
Comm. Christian (Texas)

### - Tchiengang Bio Continued

**HIGH SCHOOL** ★ Attended Montverde Academy in Florida for his senior season, where he averaged 14 points and nine rebounds... Played three years (freshman-junior) at Cypress Christian School in Houston... His Warrior teams won three consecutive TAPPS (Texas Association of Private and Parochial Schools) 4A State Championships... Was a first-team all-state member and an all-tournament team selection all three years at Cypress Christian... Named Defensive Player of the Year in 2005-06 and 2006-07 and second-team All-Area in those years.

**PERSONAL** ★ Steve Leandre Noubissie Tchiengang... Born Dec. 29, 1988 in Douala, Cameroon... Birth parents are Noubissie Emmanuel and Noubissie Veronique in Cameroon; American parents are David and Kathy Ambrose... Has three brothers, Daniel Ambrose (21), Kyle Ambrose (18), and Michael Ambrose (16), and one sister, Amy Ambrose (20)... Majoring in Economics ... Nickname is "The Proof"... Chose Vanderbilt over Baylor, Georgia Tech, Notre Dame and Oklahoma... Advice to youngsters: "Always hold on to your dreams, work hard at it, and never give up no matter what."



## BRAD TINSLEY

1

Senior, Guard  
6' 3" 210 lbs.  
Oregon City, Ore.  
Oregon City HS

**GENERAL** ★ Combo guard who played both guard positions as a freshman and sophomore, and started all 34 games at the point guard position as a junior... Posted the school's first triple-double in the team's season opener in 2010 against Presbyterian.

**2010-11 (JUNIOR)** ★ Started every game in his junior season and averaged 10.6 points, 4.6 assists, and 3.7 rebounds per game... Led the SEC in assists in all games (4.5)... Had five or more assists in 18 games in 2010-11 and has 27 in his career; dished out nine assists vs. South Carolina (2/5) and at Kentucky (3/1); had eight assists against Marquette (12/29)... Second in the SEC in assist to turnover ratio in all games (2.2)... Second on VU's single-season junior assist list... Finished with 155... Scored in double figures in 19 games... Scored 16 points and had five assists at LSU (2/26)... Tallied a season-high 18-point game against St. Mary's; scored 11 points vs. Kentucky, 15 points vs. Alabama, 13 points vs. South Carolina, 15 points at Florida, and 14 points against Ole Miss... Tied a career-high with eight free throws made vs. St. Mary's - his 10 FT attempts set a new career best... Had 14 points and 10 rebounds vs. Davidson (1/2), his second double-double of the season and his career... Also added 15 points against Marquette (12/29)... Scored 14 points vs. Belmont (12/4)... Notched the school's first-ever triple-double with 11 points, 10 rebounds, and 10 assists against Presbyterian. The 10 rebounds and 10 assists were both career highs. It was also his first career double-double.

**2009-10 (SOPHOMORE)** ★ Played in all 33 games and made 27 starts as a sophomore... Averaged 6.9 points, 2.5 rebounds, and 2.8 assists per game... Scored in double figures in eight games, including a season-best 18-point performance at Georgia (2/25)... Tied a career-high with seven made field goals against the Bulldogs in a season-high 36 minutes... Went 4-of-5 from the floor, including 2-of-3 from downtown in season opening win over Lipscomb (11/16)... Dished out eight assists at St. Mary's (11/20), a career-high... Scored in double figures with 12-points, four rebounds, three assists and two steal effort vs. Illinois (12/8)... Scored 14 points vs. Mercer (12/21); also added four assists... Grabbed a career-high six rebounds against Manhattan (12/30) - also had six rebounds against Kentucky and at Arkansas... Scored 15 points against Auburn (1/23)... Scored 10 points on 2-of-5 shooting, including 2-of-3

### Tinsley's Overall Statistics at Vanderbilt

Year	GP	GS	Min	Avg	FG	FGA	Pct	3FG	3FGA	Pct	FT	FTA	Pct	Off	Def	Tot	Avg	PF	FO	Ast	TO	Blk	Stl	Pts	Avg
2008-09	31	28	960	31.0	108	258	.419	69	168	.411	56	68	.824	7	72	79	2.5	36	0	86	64	5	20	341	11.0
2009-10	33	27	858	26.0	77	190	.405	31	105	.295	44	51	.863	5	78	83	2.5	38	0	94	60	5	15	229	6.9
2010-11	34	34	1111	32.7	115	264	.436	45	122	.369	84	102	.824	9	117	126	3.7	36	0	155	63	7	28	359	10.6
<b>TOTAL</b>	<b>98</b>	<b>89</b>	<b>2929</b>	<b>29.9</b>	<b>300</b>	<b>712</b>	<b>.421</b>	<b>145</b>	<b>395</b>	<b>.367</b>	<b>184</b>	<b>221</b>	<b>.833</b>	<b>21</b>	<b>267</b>	<b>288</b>	<b>2.9</b>	<b>110</b>	<b>0</b>	<b>335</b>	<b>187</b>	<b>17</b>	<b>63</b>	<b>929</b>	<b>9.5</b>

### Tinsley's SEC Statistics at Vanderbilt

Year	GP	GS	Min	Avg	FG	FGA	Pct	3pt	3ptA	Pct	FT	FTA	Pct	Off	Def	Tot	Avg	PF	FO	Ast	TO	Blk	Stl	Pts	Avg
2008-09	16	15	508	31.8	56	135	.415	32	83	.386	31	36	.861	5	38	43	2.7	20	0	47	35	3	9	175	10.9
2009-10	16	13	420	26.3	38	98	.388	11	46	.239	31	33	.939	4	42	46	2.9	20	0	45	23	2	7	118	7.4
2010-11	16	16	545	34.1	54	121	.446	19	51	.373	43	48	.896	4	47	51	3.2	18	0	66	28	1	12	170	10.6
<b>TOTAL</b>	<b>48</b>	<b>44</b>	<b>1473</b>	<b>30.7</b>	<b>148</b>	<b>354</b>	<b>.418</b>	<b>62</b>	<b>180</b>	<b>.344</b>	<b>105</b>	<b>117</b>	<b>.897</b>	<b>13</b>	<b>127</b>	<b>140</b>	<b>2.9</b>	<b>58</b>	<b>0</b>	<b>158</b>	<b>86</b>	<b>6</b>	<b>28</b>	<b>463</b>	<b>9.6</b>



# PLAYER INFORMATION



## BRAD TINSLEY

1

Senior, Guard  
6' 3" 210 lbs.  
Oregon City, Ore.  
Oregon City HS


from 3PT, in addition to five rebounds and four assist in 25 minutes against Tennessee (1/27)... Connected on 3-of-6 shots to finish with 8 points and three assists in 24 minutes against Kentucky (1/30)... Scored 11 points (3-6 FG) and dished out three assists in 29 minutes of play vs. Mississippi State (2/3)... Scored a season-high 18 points (7-of-12 FG) and tied a career high in field goals made in season-high 36 minutes against Georgia (2/6)... Played season high 38 minutes and had five assists and no turnovers vs. LSU (2/13)... Posted a great floor-game of 8 points, 7 assists and five rebounds in 24 minutes against Ole Miss (2/18)... Scored 13 points, including a career best 8-for-8 from the free throw line to go along with six rebounds and four assists in 22 minutes at Arkansas (2/27)... Made a season high three 3-pointers, finishing with 9 points and three assists in semifinal of SEC Tournament vs. Mississippi State (3/13).

**2008-09 (FRESHMAN)** ★ Played in all 31 games and started 28 in his true freshman campaign... Averaged 11.0 points, 2.5 rebounds, and 2.8 assists per game in 31.0 minutes of action per game... Made 69 threes in his freshman season, which tied Shan Foster (2004-05) for the school's single season three-point field goals made record by a freshman... Scored in double figures in the first seven games of his career, including a 19-point performance in a win over Drake (11/29) in the semifinals of the Cancun Challenge... Led the team in scoring on three occasions as a freshman, and in assists 13 different times... Scored 12 points in 24 minutes in first collegiate game against Morehead State... Led the team with three three-pointers in season opener ... Scored in double figures (11) for the second straight game against Illinois. Recorded third-straight double figure game (10 pts) in first collegiate start against MTSU... Added double figures against UCA (11/26) with 11 points... Scored a career-high 19 points on 7-14 shooting (5-8 3PT) and had season-high five assists in win over Drake (11/29)... Pulled down a season-high six rebounds against UIC (12/3)... Tallied 15 points and four assists in win over Tenn. Tech (12/20)... Scored 15 points on 5-9 shooting in win over St. Francis (12/31)... Tallied 11 points and two assists in first SEC road game at Kentucky (1/10)... Recorded 15 points off the bench in 24 min. at South Carolina (1/28)... Notched 13 points on 3-7 shooting, including 3-of-6 from three in win at Auburn (1/31)... Scored in double figures against Alabama (2/5) with ten points and scored 12 against Ole Miss (2/7)... Notched 12 points on 4-of-8 shooting while swiping a season-high three steals in 36 minutes at Florida... Tallied 16-point, five assists and three rebound effort in win over South Carolina (2/28)... Went a perfect 8-of-8 from the free throw line vs. USC, marking season highs in free throws made/attempted... Recorded eight points, three rebounds and three assists in win at LSU (3/4), with all eight points coming late in the game... Made two huge threes down the stretch against the Tigers in Baton Rouge to lead Vanderbilt to win... Scored 13 points on 3-of-5 shooting, including 3-of-4 from 3-point range in win vs. Arkansas (3/8)... Tallied a career-best 20 points against Alabama (3/12) in the first round of the SEC Tournament... He tied a career-high with five made threes – also had two steals against the Crimson Tide.

**HIGH SCHOOL** ★ His 2008 Pioneer team under head coach Mike Doherty was the state runner-up... In 2007, his squad was the runner-up at the Les

Schwab Invitational... Was a first-team all-league selection in all four years of high school... Named all-state in his junior and senior seasons... Was the Player of the Year in the state of Oregon in his senior year, and was also selected as the Gatorade State Player of the Year in his senior season... Averaged 25 points, seven rebounds, seven assists, and three steals in his senior season at Oregon City High School... He is the number two all-time leading scorer for "big schools" in Oregon prep basketball history, and the number four ranked scorer among all classifications... Was a finalist for the 2008 Johnny Carpenter Prep Athlete of the Year Award... Lettered four times in basketball and baseball, and lettered twice in football.

**PERSONAL** ★ Bradley Glen Tinsley... Born May 10, 1989 in Oregon City, Ore. ... Son of Carl and Kathy Tinsley... Has one sister Cassie (26) and one brother David (23)... Majoring in Sociology... Nickname is Tins... Chose Vanderbilt over Utah, Oregon, Wake Forest, Butler, Colorado and North Carolina... Advice to youngsters: "Enjoy your childhood because it goes by fast."



# NEWCOMER INFORMATION



## KEDREN JOHNSON


2

Freshman, Guard  
6'4" 215 lbs.  
Lewisburg, Tenn.  
Marshall County HS

**GENERAL** ★ Point guard who starred at nearby Marshall County High School, where he was named Mr. Basketball for the state of Tennessee for Class 2A and was the Tennessean Player of the Year for two years.

**HIGH SCHOOL** ★ Averaged 27.3 points, 10.0 rebounds, 8.0 assists, 3.6 steals and 1.5 blocks in his senior season at Marshall County, where he departed as the school's all-time scoring and assist leader...Also scored 55 points against East Hickman in an 81-54 win, which set a new Marshall County single-game scoring record which had stood since the 60's...Under head coach Jason Tigert, his Tigers' teams won three district and regional championships, and advanced to the Class 2A semifinals as a senior in 2011...Named a district MVP four times, and a regional MVP three times.

**PERSONAL** ★ McKedren Ashad Johnson.... Born April 1, 1993... Son of Curtis and Melodia Johnson... Has a sister, Candice (31)... Undecided on major at Vanderbilt... Nickname is Kee... Chose the Commodores over Florida, Louisville, Memphis, and Alabama...Advice to youngsters: "Work harder than anyone around you."



## SHELBY MOATS

34

Freshman, Forward  
6'8" 225 lbs.  
Waconia, Minn.  
Waconia HS

**GENERAL** ★ Powerfully-built power forward who has excellent shooting touch from beyond-the-arc...Was the valedictorian of his Waconia High School senior class in 2011.

**HIGH SCHOOL** ★ Four-year varsity letterwinner in basketball, two-year captain, and a two-year letterman in football...Averaged 22 points and 12 rebounds in his senior year at Waconia and ended his career with 1,772 points and 985 rebounds...His Waconia teams claimed three Wright County conference championships and the 2011 team finished third in Class 3A... Individually, Moats was a first-team All-State selection his senior season and was a Parade Third-Team All-American in 2011...Was a four-time all-conference member and a member of the all-state team two times.

**PERSONAL** ★ Shelby Adam Moats... Born June 12, 1992... Son of Scott and Sheryl Moats... Has a sister, Scotti (21), who is a junior on Bethel University's (MN) women's basketball team...Plans on majoring in Economics at Vanderbilt... Chose the Commodores over Washington State and Northwestern... Advice to youngsters: "Work hard if you want to reach your goals."



## DAI-JON PARKER

24

Freshman, Guard  
6'3" 190 lbs.  
Baton Rouge, La.  
Milton HS (Ga.)

**GENERAL** ★ Athletic shooting guard whose Milton High School team in Alpharetta, Ga., had three other Division I players in the starting five...Stand-out three-sport athlete in high school.

**HIGH SCHOOL** ★ Averaged 14 points, six rebounds, five assists, two blocks and two steals in his senior season at Milton...His 2010 Milton team captured the Class 5A state championship, and the 2011 team won the regional championship...Named the Defensive Player of the Year in 2010 and 2011, while also being named to the All-Region and All-State first team...Lettered three seasons in basketball, one in football, and one in baseball, and served three years as the captain of his basketball team...Milton teammates Shannon Scott (Ohio State), Julian Royal (Georgia Tech), and Jordan Loyd (Furman) all signed to play Division I basketball.

**PERSONAL** ★ Dai-Jon Cortez Daione Parker... Oct. 3, 1992... Son of Deirdre Parker... Has two brothers, Damien (27) and Eric (19), and one sister, Dumariera (23)... Undecided on major... Advice to youngsters: "Get the grades, basketball isn't going anywhere."





# PLAYER INFORMATION

## FESTUS EZELI CAREER GBG

2008-09 (RS Freshman)

Date	Opponent	M	FG-A	3P-A	FT-A	Reb	PF	A	T	B	S	PTS
N16	Morehead State*	15	1-3	0-0	0-0	3	2	0	4	2	0	2
N20	Illinois	16	3-4	0-0	1-2	5	3	0	3	1	0	7
N24	MTSU	9	1-2	0-0	2-2	1	4	0	2	0	0	4
N26	Central Arkansas*	19	5-7	0-0	1-4	5	4	0	2	1	0	11
D3	UIC	10	1-3	0-0	1-3	0	1	0	1	1	1	3
D6	at Ga. Tech	17	1-3	0-0	1-4	6	2	0	1	3	0	3
D10	Alabama A&M	14	3-3	0-0	2-2	2	1	0	1	0	0	8
D16	vs. USF	11	1-4	0-0	2-2	3	1	1	2	1	0	4
D20	Tennessee Tech	8	0-0	0-0	1-2	1	3	0	3	0	0	1
D22	Furman	4	2-3	0-0	1-1	1	1	0	0	0	0	5
D31	St. Francis*	16	2-4	0-0	2-2	5	1	0	1	2	1	6
J3	at UMass	15	0-2	0-0	0-0	2	2	0	1	3	0	0
J10	at Kentucky*	24	0-0	0-0	2-4	4	2	0	2	0	0	2
J14	Georgia	11	0-1	0-0	0-0	1	0	0	0	1	0	0
J17	at Miss. State	13	1-2	0-0	0-0	4	1	0	2	1	0	2
J20	Tennessee	13	1-1	0-0	0-0	4	0	0	2	1	0	2
J25	Florida	19	3-4	0-0	0-2	4	2	0	4	1	0	6
J28	at South Carolina*	9	1-2	0-0	0-0	0	5	0	3	0	0	2
J31	at Auburn	11	2-3	0-0	3-6	2	4	0	0	0	0	7
F5	Alabama*	10	1-1	0-0	2-2	1	3	0	1	0	0	4
F7	Ole Miss	10	0-1	0-0	0-0	0	2	0	0	0	0	0
F14	at Tennessee	14	3-3	0-0	0-4	3	4	0	3	0	1	6
F17	Kentucky	11	2-2	0-0	0-0	2	3	0	1	0	0	4
F21	at Florida	7	0-1	0-0	0-2	1	1	0	0	0	0	0
F25	at Georgia	7	0-2	0-0	1-2	2	1	0	0	0	1	1
F28	South Carolina	10	1-2	0-0	0-0	4	1	0	2	0	1	2
M4	at LSU	8	2-3	0-0	0-0	2	1	0	1	0	0	4
M8	Arkansas	17	3-4	0-0	4-7	4	1	0	1	3	0	10
M12	Alabama	12	1-5	0-0	2-2	2	2	0	0	1	0	12

• Started game

2009-10 (RS Sophomore)

Date	Opponent	M	FG-A	3P-A	FT-A	Reb	PF	A	T	B	S	PTS
N16	Lipscomb*	14	1-2	0-0	0-2	3	3	0	2	1	1	2
N20	St. Mary's	11	2-5	0-0	0-2	3	5	0	1	1	0	5
N23	Cincinnati	15	0-0	0-0	2-4	1	1	0	1	3	0	2
N24	Chaminade	10	2-4	0-0	0-1	5	2	0	0	3	0	4
N25	Arizona	6	0-0	0-0	0-0	0	1	0	1	0	0	0
D2	Missouri					-DNP-						
D5	DePaul	9	1-1	0-0	3-4	4	2	0	2	1	0	5
D8	Illinois	6	0-0	0-0	1-2	4	0	0	0	0	0	1
D11	W. Kentucky*	14	2-5	0-0	3-5	4	2	0	1	2	0	7
D19	Tennessee State*	19	5-7	0-0	0-3	5	1	0	0	1	0	10
D21	Mercer*	16	3-4	0-0	0-3	3	3	0	2	2	0	6
D30	Manhattan	17	3-6	0-0	1-2	6	3	0	2	4	0	7
J2	Southern Miss	15	4-6	0-0	0-0	4	2	1	4	3	0	8
J4	MTSU	21	5-8	0-0	0-2	3	2	0	1	3	0	10
J9	Florida	12	2-3	0-0	0-3	2	1	0	1	0	0	4
J13	Alabama	13	0-2	0-0	1-5	2	5	0	0	2	0	1
J16	South Carolina	14	2-3	0-0	1-2	1	2	0	0	2	1	5
J23	Auburn	9	0-0	0-0	0-0	2	3	0	1	0	0	0
J27	Tennessee	16	2-2	0-0	0-0	5	4	0	0	1	0	4
J30	Kentucky	18	0-2	0-0	0-2	4	3	0	0	0	0	0
F3	Mississippi State	17	2-3	0-0	1-2	7	1	0	2	1	1	5
F6	Georgia	10	1-3	0-0	0-0	2	1	0	1	0	1	2
F9	Tennessee	9	1-2	0-0	3-4	3	4	0	1	1	0	5
F13	LSU	12	0-0	0-0	1-2	0	2	0	0	3	0	1
F18	Ole Miss	7	1-3	0-0	2-2	5	1	0	1	1	0	4
F20	Kentucky	7	1-1	0-0	0-0	4	5	0	2	0	0	2
F25	Georgia	15	2-2	0-0	0-0	6	1	1	0	1	0	4
F27	Arkansas*	8	1-1	0-0	0-0	1	4	0	0	1	0	2
M2	Florida	8	0-2	0-0	0-0	1	1	0	1	0	0	0
M6	South Carolina	11	0-0	0-0	2-3	0	0	0	1	1	1	2
M12	Georgia	9	0-4	0-0	1-2	2	1	0	1	0	1	1
M13	Mississippi State	19	4-7	0-0	0-0	6	2	0	2	2	0	8

2010-11 (RS Junior)

Date	Opponent	M	FG-A	3P-A	FT-A	Reb	PF	A	T	B	S	PTS
N12	Presbyterian*	21	7-8	0-0	0-0	6	3	0	1	3	0	14
N18	Nebraska*	13	0-4	0-0	2-2	5	4	0	2	0	0	2
N19	West Virginia*	20	2-4	0-0	4-9	11	5	0	1	2	1	8
N21	North Carolina*	25	5-7	0-0	5-7	9	4	1	2	1	1	15
N24	Grambling State*	21	2-6	0-0	7-10	13	3	1	4	1	0	11
N27	Appalachian State*	25	8-12	0-0	2-4	5	4	0	1	2	0	18
D1	Western Kentucky*	20	7-7	0-0	0-1	3	2	0	0	3	0	14
D4	Belmont*	25	7-9	0-0	10-14	10	3	0	1	3	4	24
D8	Missouri*	33	6-7	0-0	4-10	9	4	0	3	6	1	16
D18	SE Louisiana*	20	3-5	0-0	2-4	7	2	0	2	2	1	8
D21	MTSU*	16	5-8	0-0	5-12	3	2	0	0	1	1	15
D29	Marquette*	20	5-7	0-0	2-2	4	4	0	0	3	1	12
J2	Davidson*	16	3-10	0-0	6-7	2	2	0	1	4	0	12
J8	South Carolina*	21	2-7	0-0	3-6	4	5	0	2	1	0	7
J12	Georgia*	26	6-10	0-0	6-10	10	3	0	2	1	4	18
J15	Tennessee*	28	2-5	0-0	5-8	6	3	1	3	6	0	9
J19	Ole Miss*	26	3-6	0-0	10-12	3	5	1	3	1	0	16
J22	Saint Mary's*	18	3-7	0-0	2-3	4	4	0	4	1	0	8
J27	Mississippi State*	15	5-5	0-0	4-7	2	4	0	3	2	1	14
J29	Arkansas*	32	6-12	0-0	6-6	7	3	0	0	4	0	18
F1	Florida*	20	2-5	0-0	1-3	4	5	0	4	2	0	5
F5	South Carolina*	23	7-13	0-0	3-4	8	2	0	0	1	0	17
F10	Alabama*	26	3-7	0-0	5-6	6	3	0	1	1	1	11
F12	Kentucky*	28	5-12	0-0	4-4	7	0	1	1	0	0	14
F16	Georgia*	32	3-10	0-0	4-7	12	0	0	4	7	0	10
F19	Auburn*	18	1-2	0-0	4-6	2	3	0	3	5	0	6
F22	Tennessee*	17	4-4	0-0	3-4	5	5	0	0	4	0	11
F26	LSU*	26	5-9	0-0	5-8	4	1	0	4	6	1	15
M1	Kentucky*	36	8-13	0-0	6-9	13	1	0	3	3	1	22
M5	Florida*	30	4-5	0-0	8-9	4	3	0	1	4	1	16
M10	LSU*	26	5-9	0-0	0-2	6	2	0	2	3	0	10
M11	Mississippi State*	20	2-3	0-0	4-4	3	4	0	1	2	0	8
M12	Florida*	25	7-9	0-0	3-6	9	2	1	0	1	1	17
M17	Richmond*	31	8-10	0-0	5-10	8	4	0	1	1	0	21

• Started game

## KYLE FULLER 2010-11 GBG

2010-11 (Freshman)

Date	Opponent	M	FG-A	3P-A	FT-A	Reb	PF	A	T	B	S	PTS
N12	Presbyterian	17	3-6	0-1	0-0	2	0	2	2	1	1	6
N18	Nebraska	10	0-2	0-1	0-0	1	1	0	1	0	0	0
N19	West Virginia	12	1-3	0-1	0-0	0	3	2	0	0	1	2
N21	North Carolina	12	1-3	0-1	0-0	0	0	0	2	0	2	2
N24	Grambling State	16	1-4	0-1	0-0	1	2	3	0	0	0	2
N27	Appalachian State	10	1-2	0-1	0-0	0	2	2	3	0	0	2
D1	Western Kentucky	19	1-3	1-3	0-0	1	2	3	3	0	0	3
D4	Belmont	15	0-2	0-1	0-0	2	2	2	1	0	0	0
D8	Missouri	15	0-2	0-1	1-2	1	2	2	0	0	1	1
D18	SE Louisiana	19	1-2	1-2	0-0	2	1	3	2	0	0	3
D21	MTSU	18	0-3	0-2	0-0	4	3	0	2	0	0	0
D29	Marquette	13	0-2	0-1	1-2	0	0	1	1	0	0	1
J2	Davidson	21	3-4	0-0	0-0	3	2	5	3	0	1	6
J8	South Carolina	12	1-2	0-0	0-1	0	1	0	1	0	1	2
J12	Georgia	12	0-1	0-0	2-2	0	1	1	1	0	0	2
J15	Tennessee	10	1-2	0-0	0-0	0	0	0	1	0	0	2
J19	Ole Miss	9	0-1	0-0	0-0	1	1	0	1	0	0	1
J22	Saint Mary's	22	2-3	0-0	0-0	3	2	4	1	0	1	4
J27	Mississippi State	11	0-0	0-0	1-2	1	1	2	0	0	1	1
J29	Arkansas	13	0-2	0-0	0-0	3	2	3	1	0	0	0
F1	Florida	14	0-2	0-0	0-0	1	1	0	0	0	0	0
F5	South Carolina	17	0-1	0-1	0-0	2	2	2	3	0	0	0
F10	Alabama	16	2-3	2-3	0-0	1	0	0	1	0	0	6
F12	Kentucky	23	1-4	1-1	0-0	2	1	2	0	0	1	3
F16	Georgia	16	0-4	0-1	0-0	4	0	3	0	0	1	0
F19	Auburn	17	1-2	0-0	2-5	3	1	3	1	0	1	4
F22	Tennessee	8	0-1	0-0	0-0	1	0	0	1	0	0	0
F26	LSU	13	1-1	1-1	0-0	0	1	2	0	0	0	3
M1	Kentucky	9	0-2	0-1	0-0	1	4	1	0	0	0	0
M5	Florida	18	0-0	0-0	0-0	2	2	2	0	0	0	0
M10	LSU	29	1-4	0-2	1-2	1	2	3	2	0	0	3
M11	Mississippi State	12	1-2	1-1	0-0	1	0	1	0	0	0	3
M12	Florida	11	0-1	0-1	0-0	0	2	0	0	0	1	0
M17	Richmond	10	1-2	0-1	0-0	2	0	1	0	0	0	2



# PLAYER INFORMATION

## LANCE GOULBOURNE CAREER GBG

2008-09 (Freshman)

Date	Opponent	M	FG-A	3P-A	FT-A	Reb	PF	A	T	B	S	PTS
N16	Morehead State	16	3-4	3-4	2-4	4	0	0	2	1	2	11
D16	vs. USF	7	0-0	0-0	0-0	1	0	0	2	0	0	0
D20	Tennessee Tech	15	3-5	0-1	1-1	7	0	0	0	1	0	7
D22	Furman	13	2-5	0-0	0-0	4	0	0	0	1	0	4
D31	St. Francis	18	3-4	0-1	4-4	8	0	0	0	0	0	10
J3	at UMass	20	3-8	0-1	4-4	8	1	0	3	1	2	10
J10	at Kentucky	9	1-3	0-1	0-0	1	0	0	1	0	0	2
J14	Georgia	16	3-5	1-1	0-0	1	1	0	1	0	1	7
J17	at Miss. State	18	1-6	0-3	0-0	4	1	0	2	1	0	2
J20	Tennessee	11	1-4	0-1	0-0	3	4	1	1	0	1	2
J25	Florida	16	2-3	0-1	0-0	6	1	0	1	1	0	4
J28	at South Carolina	10	0-3	0-1	0-0	1	2	0	1	1	0	0
J31	at Auburn	6	0-2	0-1	0-0	0	0	0	0	0	1	0
F5	Alabama	13	2-5	0-2	0-0	4	1	0	0	1	0	4
F7	Ole Miss	12	4-4	2-2	1-2	1	0	0	0	2	0	11
F14	at Tennessee	20	2-4	0-0	0-0	6	0	0	3	1	2	4
F17	Kentucky	22	4-7	3-5	6-8	2	1	0	2	0	0	17
F21	at Florida	12	2-6	1-3	1-1	0	4	1	2	0	0	6
F25	at Georgia	10	1-2	0-1	1-2	1	2	0	1	0	0	3
F28	South Carolina	16	1-2	0-0	0-1	1	2	1	1	1	0	2
M4	at LSU	13	1-1	1-1	0-0	3	2	0	0	0	0	3
M8	Arkansas	17	2-3	0-0	2-4	4	2	3	2	1	0	6
M12	Alabama	15	1-3	0-1	0-0	3	1	1	1	0	0	2

• Started game

2009-10 (Sophomore)

Date	Opponent	M	FG-A	3P-A	FT-A	Reb	PF	A	T	B	S	PTS
N16	Lipscomb	16	2-2	1-1	4-6	1	3	2	1	0	1	9
N20	St. Mary's	4	0-1	0-0	0-0	1	3	0	1	0	0	0
N23	Cincinnati	6	0-2	0-1	0-0	0	0	0	0	0	0	0
N24	Chaminade	16	2-5	1-3	0-0	5	1	2	1	2	0	5
N25	Arizona	8	1-1	0-0	2-4	0	2	0	1	0	1	8
D2	Missouri	9	0-0	0-0	0-0	3	3	0	2	1	0	0
D5	DePaul	9	0-1	0-1	0-0	1	0	0	1	0	0	0
D8	Illinois	7	0-0	0-0	0-0	2	1	0	1	0	0	0
D11	W. Kentucky	14	0-0	0-0	1-2	0	0	1	1	1	0	1
D19	Tennessee State	13	1-2	0-0	2-2	0	1	0	3	1	0	4
D21	Mercer	13	1-2	1-1	0-0	4	3	1	3	1	0	3
D30	Manhattan	18	1-2	0-0	7-10	5	2	2	1	0	0	9
J2	Southern Miss	21	1-1	0-0	0-0	7	1	2	3	1	1	2
J4	MTSU	14	1-1	0-0	2-2	5	0	1	0	1	0	4
J9	Florida	15	2-3	2-3	1-2	1	0	0	0	0	0	7
J13	Alabama	12	0-2	0-1	1-2	0	1	0	1	1	0	1
J16	South Carolina	13	3-3	1-1	2-2	3	2	1	1	0	0	9
J23	Auburn	16	1-4	1-4	1-2	2	2	0	1	0	0	4
J27	Tennessee	13	0-4	0-2	0-0	3	1	0	1	1	0	0
J30	Kentucky	12	0-1	0-1	0-0	1	3	0	0	2	0	0
F3	Mississippi State	15	2-3	0-0	1-1	2	2	0	3	0	0	5
F6	Georgia	7	0-2	0-1	0-0	0	1	1	0	0	0	0
F9	Tennessee	18	3-6	1-3	0-1	4	0	1	0	1	0	7
F13	LSU	26	5-9	1-3	7-9	9	1	0	1	1	1	18
F18	Ole Miss	12	0-1	0-1	0-0	1	4	0	0	0	1	0
F20	Kentucky	13	0-4	0-2	2-2	0	2	0	0	0	0	2
F25	Georgia	7	0-1	0-1	0-0	0	3	0	0	0	0	0
F27	Arkansas	13	0-2	0-1	0-0	0	1	1	1	2	0	0
M12	Georgia	20	2-3	1-1	0-1	2	2	0	1	1	0	5
M13	Mississippi State	8	0-1	0-1	0-0	2	1	0	0	0	0	0
M18	Murray State	10	1-5	1-3	1-2	0	0	1	0	0	0	3

• Started game

## LANCE GOULBOURNE CAREER GBG

2010-11 (Junior)

Date	Opponent	M	FG-A	3P-A	FT-A	Reb	PF	A	T	B	S	PTS
N12	Presbyterian	18	2-4	1-2	0-0	7	2	0	0	0	0	5
N18	Nebraska	14	1-2	0-1	3-4	1	2	0	1	0	1	5
N19	West Virginia	29	0-3	0-1	3-4	7	1	1	2	1	3	3
N21	North Carolina	20	3-4	1-1	2-2	8	3	1	2	0	0	9
N24	Grambling State	21	2-6	1-1	1-2	12	1	0	2	2	0	6
N27	Appalachian State	23	7-11	0-1	3-3	8	2	1	1	2	0	17
D1	Western Kentucky	19	1-1	0-0	1-2	3	1	1	2	0	3	3
D4	Belmont	24	3-5	1-2	8-9	6	3	2	4	0	0	15
D8	Missouri*	31	4-7	1-3	2-2	7	2	5	2	1	0	11
D18	SE Louisiana*	29	4-9	1-3	4-8	8	0	1	1	2	13	
D21	MTSU											
D29	Marquette											
J2	Davidson*	27	1-5	1-2	4-4	5	1	1	1	3	2	7
J8	South Carolina*	38	3-7	1-3	2-3	14	2	3	0	0	0	9
J12	Georgia*	33	2-5	0-1	4-6	10	0	1	4	1	1	8
J15	Tennessee*	21	0-1	0-0	0-0	6	4	0	4	1	1	0
J19	Ole Miss*	30	3-9	1-2	7-9	16	2	5	1	0	1	14
J22	Saint Mary's*	33	5-10	1-5	4-4	10	3	2	5	0	0	15
J27	Mississippi State*	36	3-7	0-2	3-4	12	2	1	3	1	1	9
J29	Arkansas*	17	0-2	0-2	0-0	3	3	2	1	0	0	0
F1	Florida*	36	2-7	0-4	0-2	6	3	2	0	1	1	4
F5	South Carolina*	17	0-2	0-2	0-0	2	1	0	0	0	0	0
F10	Alabama*	32	2-5	2-5	0-0	3	1	4	0	0	0	6
F12	Kentucky*	13	0-0	0-0	0-0	1	4	1	0	0	0	0
F16	Georgia*	10	1-1	0-0	0-0	4	1	0	1	0	0	2
F19	Auburn	14	0-1	0-0	0-0	3	2	1	1	0	0	0
F22	Tennessee*	24	1-3	0-1	0-2	6	0	0	1	0	0	2
F26	LSU	31	5-6	2-2	4-6	17	1	0	0	0	0	16
M1	Kentucky*	30	3-9	0-1	0-0	9	3	0	2	0	0	6
M5	Florida*	14	2-4	1-2	0-2	4	2	1	1	0	0	5
M10	LSU*	34	1-8	0-4	5-5	13	3	2	1	0	1	7
M11	Mississippi State*	17	2-3	1-1	3-3	3	3	1	1	1	1	8
M12	Florida*	34	3-8	0-3	3-4	12	1	2	2	0	2	9
M17	Richmond*	30	2-6	0-1	2-6	9	2	2	1	0	0	6

• Started game



# PLAYER INFORMATION

## JOHN JENKINS CAREER GBG

2009-10 (Freshman)

Date	Opponent	M	FG-A	3P-A	FT-A	Reb	PF	A	T	B	S	PTS
N16	Lipscomb	16	3-7	1-5	0-0	2	1	1	1	0	0	7
N20	St. Mary's	18	3-6	1-2	0-0	1	0	0	1	0	0	7
N23	Cincinnati	25	4-9	3-6	0-0	1	2	1	1	0	0	11
N24	Chaminade	23	5-9	4-6	0-0	4	2	1	0	0	0	14
N25	Arizona	20	2-7	1-6	2-2	2	1	1	1	0	0	7
D2	Missouri	18	3-7	1-4	4-4	2	1	1	2	0	1	11
D5	DePaul	15	2-8	1-4	2-2	2	1	0	2	0	0	7
D8	Illinois	18	4-11	3-7	0-0	1	3	1	0	0	1	11
D11	W. Kentucky*	16	0-5	0-1	0-0	3	3	1	0	0	1	0
D19	Tennessee State	21	3-6	3-5	3-3	3	0	1	3	0	0	12
D21	Mercer	19	4-6	4-6	5-7	0	3	0	1	0	0	17
D30	Manhattan	26	5-10	3-7	2-2	6	1	3	0	0	0	15
J2	Southern Miss	23	6-6	6-6	2-2	1	1	3	2	0	0	20
J4	MTSU	26	4-8	3-6	2-2	3	1	1	0	0	0	13
J9	Florida	26	4-8	3-7	2-2	5	2	1	0	1	2	13
J13	Alabama	21	4-7	3-4	0-3	1	1	0	0	0	0	11
J16	South Carolina	19	3-6	2-5	2-2	2	1	2	3	2	0	10
J23	Auburn	23	4-6	1-2	0-0	4	1	0	0	0	2	9
J27	Tennessee	21	3-5	2-3	2-2	3	1	1	1	0	0	10
J30	Kentucky	21	2-5	1-3	5-6	0	1	1	1	0	0	10
F3	Mississippi State	23	4-8	2-3	2-2	0	0	0	0	0	0	12
F6	Georgia	18	0-9	0-7	1-2	1	2	0	1	0	1	1
F18	Ole Miss	23	3-7	1-3	1-2	1	0	0	0	0	0	8
F20	Kentucky	19	2-8	1-6	0-0	2	1	0	0	1	0	5
F25	Georgia	31	4-7	2-3	4-4	0	0	2	0	0	0	14
F27	Arkansas*	26	5-8	3-5	0-0	3	0	1	0	0	1	14
M2	Florida*	31	6-12	6-9	0-0	3	2	0	0	1	2	18
M6	South Carolina*	30	3-7	3-6	0-0	1	1	1	1	0	1	9
M12	Georgia*	32	7-10	5-8	6-6	3	0	2	0	0	0	25
M13	Mississippi State*	32	3-6	1-1	0-3	5	2	2	2	0	1	7
M18	Murray State*	36	5-10	2-3	1-2	4	2	2	0	0	1	13

• Started game

2010-11 (Sophomore)

Date	Opponent	M	FG-A	3P-A	FT-A	Reb	PF	A	T	B	S	PTS
N12	Presbyterian*	25	4-14	0-6	2-2	0	0	0	0	0	1	10
N18	Nebraska*	35	8-13	1-5	5-6	2	0	1	1	1	1	22
N19	West Virginia*	33	6-19	5-11	10-10	5	1	0	3	0	1	27
N21	North Carolina*	37	2-10	2-7	10-12	2	2	0	2	0	0	16
N24	Grambling State*	28	7-16	4-9	4-4	4	1	0	2	0	0	21
N27	Appalachian State*	34	8-11	5-8	0-0	1	1	0	3	1	0	21
D1	Western Kentucky*	29	7-13	5-10	2-2	5	1	1	3	0	0	21
D4	Belmont*	34	1-7	0-2	8-9	3	1	2	1	0	1	10
D8	Missouri*	41	7-14	5-10	4-4	3	4	0	1	0	0	23
D18	SE Louisiana*	28	4-10	4-8	0-0	1	0	0	0	0	0	12
D21	MTSU*	32	5-9	3-5	3-6	3	2	1	1	2	3	16
D29	Marquette*	34	4-21	2-15	3-3	2	2	0	1	0	0	13
J2	Davidson											Did not play
J8	South Carolina*	41	7-13	6-10	7-7	5	1	1	1	0	1	27
J12	Georgia*	33	4-10	3-6	7-8	3	4	2	3	1	2	18
J15	Tennessee*	35	6-10	2-6	7-7	4	0	2	3	0	1	21
J19	Ole Miss*	39	7-10	4-5	2-2	5	0	1	2	0	0	20
J22	Saint Mary's*	35	6-12	4-7	3-5	4	2	3	1	0	1	19
J27	Mississippi State*	37	5-11	2-7	9-9	6	1	1	0	2	1	21
J29	Arkansas*	37	6-10	2-5	10-10	2	3	1	0	0	1	24
F1	Florida*	42	8-14	2-6	4-4	6	0	1	1	0	1	22
F5	South Carolina*	37	6-12	2-6	4-5	4	2	1	3	0	0	18
F10	Alabama*	36	5-11	1-4	9-11	2	1	1	2	0	0	20
F12	Kentucky*	40	11-17	6-10	4-5	3	3	3	1	1	1	32
F16	Georgia*	35	6-14	5-10	4-5	0	0	3	1	0	0	21
F19	Auburn*	30	7-15	5-11	3-3	3	4	2	4	0	3	22
F22	Tennessee*	37	4-13	1-6	2-3	6	0	3	5	0	1	11
F26	LSU*	33	6-16	3-10	2-2	3	2	1	1	0	0	17
M1	Kentucky*	33	5-10	2-5	4-4	1	0	2	1	0	1	16
M5	Florida*	33	9-15	3-8	1-2	1	3	0	4	0	1	22

## AARON NOLL CAREER GBG

2008-09 (Freshman)

Date	Opponent	M	FG-A	3P-A	FT-A	Reb	PF	A	T	B	S	PTS
D10	Alabama A&M	1	0-0	0-0	0-0	1	0	0	0	0	0	0
D31	St. Francis	2	1-1	0-1	0-0	0	0	0	0	0	0	2
J3	at UMass	1	0-0	0-0	0-0	0	0	0	0	0	0	0

• Started game

2009-10 (Sophomore)

Date	Opponent	M	FG-A	3P-A	FT-A	Reb	PF	A	T	B	S	PTS
N16	Lipscomb	1	0-0	0-0	0-0	0	0	0	0	0	0	0
N24	Chaminade	3	0-0	0-0	0-0	1	1	0	0	0	0	0
D21	Mercer	2	0-0	0-0	0-0	2	0	0	0	0	0	0
D30	Manhattan	3	0-0	0-0	2-2	1	0	0	0	0	0	2
J2	Southern Miss	1	0-0	0-0	0-0	0	0	0	0	0	0	0
J4	MTSU	0+	0-0	0-0	0-0	0	0	0	0	0	0	0
F9	Tennessee	1	0-0	0-0	0-0	0	0	0	0	0	0	0
F27	Arkansas	1	0-0	0-0	2-2	1	1	0	0	0	0	2

• Started game

2010-11 (Junior)

Date	Opponent	M	FG-A	3P-A	FT-A	Reb	PF	A	T	B	S	PTS
D2	Presbyterian	2	0-0	0-0	0-0	0	0	0	0	0	0	0
N24	Grambling	3	0-0	0-0	0-0	2	0	0	0	0	0	0
N27	Appalachian State	1	0-0	0-0	0-0	0	0	0	0	0	0	0
D1	Western Kentucky	2	0-0	0-0	0-0	0	0	0	0	0	0	0

## ROD ODOM 2010-11 GBG

2010-11 (Freshman)

Date	Opponent	M	FG-A	3P-A	FT-A	Reb	PF	A	T	B	S	PTS
N12	Presbyterian	14	2-3	1-2	0-0	0	1	0	0	0	0	5
N18	Nebraska	7	0-2	0-2	0-0	3	3	0	0	0	0	0
N19	West Virginia	23	5-9	1-4	0-0	2	3	0	1	0	0	11
N21	North Carolina	9	1-2	1-1	0-0	1	2	0	0	0	0	3
N24	Grambling State	19	2-7	1-5	3-4	8	1	0	1	0	0	8
N27	Appalachian State	9	1-4	0-1	0-13	0	0	0	0	0	1	2
D1	Western Kentucky	17	4-6	3-3	0-0	6	2	1	2	0	0	11
D4	Belmont*	17	2-3	2-2	0-0	0	3	0	5	0	1	6
D8	Missouri*	14	2-3	2-3	0-1	1	1	1	0	2	4	6
D18	SE Louisiana	19	2-6	2-4	1-2	5	2	0	0	1	0	7
D21	MTSU*	25	1-4	1-4	0-0	6	4	2	2	0	2	3
D29	Marquette	10	0-0	0-0	0-0	0	2	1	0	0	0	0
J2	Davidson*	26	0-4	0-4	0-0	5	0	0	0	0	0	0
J8	South Carolina	14	1-3	0-1	0-0	4	1	1	1	0	0	2
J12	Georgia	17	1-2	1-2	0-0	0	3	0	1	0	0	3
J15	Tennessee	22	3-7	0-3	0-0	6	4	0	4	0	2	6
J19	Ole Miss	18	2-3	1-1	0-0	2	2	1	1	0	0	5
J22	Saint Mary's	19	1-3	1-2	0-0	2	4	0	3	1	1	3
J27	Mississippi State	7	0-2	0-2	0-0	1	3	0	0	0	0	0
J29	Arkansas	27	3-5	3-5	3-4	1	4	0	1	0	0	12
F1	Florida*	20	1-2	0-0	0-0	2	1	0	1	0	0	2
F5	South Carolina	18	3-3	3-3	0-0	3	1	2	3	0	2	9
F10	Alabama	9	0-3	0-1	0-0	2	3	0	3	0	0	0
F12	Kentucky	20	2-4	1-3	0-0	7	4	0	1	0	1	5
F16	Georgia*	27	4-6	3-5	0-0	5	2	1	0	0	1	11
F19	Auburn*	20	0-3	0-2	0-0	2	2	0	2	0	0	0
F22	Tennessee	7	0-0	0-0	0-0	0	0	0	0	0	0	0
F26	LSU*	9	0-1	0-1	0-0	0	1	0	1	0	0	0
M1	Kentucky	7	0-0	0-0	0-0	0	1	0	0	0	0	0
M5	Florida	26	4-7	1-3	1-2	5	5	1	0	0	0	10
M10	LSU*	11	0-4	0-3	2-2	2	4	0	0	0	0	4
M11	Mississippi State	11	0-1	0-0	0-0	2	2	0	1	0	0	0
M12	Florida	6	0-2	0-2	0-0	0	0	1	1	0	0	0
M17	Richmond	9	0-1	0-1	0-0	2	0	0	2	0	0	0



# PLAYER INFORMATION

## JORDAN SMART CAREER GBG

2009-10 (RS Freshman)

Date	Opponent	M	FG-A	3P-A	FT-A	Reb	PF	A	T	B	S	PTS
N16	Lipscomb	1	0-0	0-0	0-0	0	0	0	0	0	0	0
N24	Chaminade	3	0-1	0-1	0-0	2	0	0	0	0	1	0
D19	Tennessee State	1	0-0	0-0	0-0	0	0	0	0	0	0	0
D21	Mercer	4	0-1	0-0	0-0	0	0	1	0	0	0	0
D30	Manhattan	8	0-2	0-2	0-0	2	1	1	0	0	0	0
J2	Southern Miss	3	0-0	0-0	0-0	1	0	2	0	0	0	0
J4	MTSU	0+	0-0	0-0	0-0	0	0	0	0	0	0	0
J30	Kentucky	1	0-0	0-0	0-0	0	0	0	0	0	0	0
F9	Tennessee	2	0-0	0-0	0-0	0	0	0	0	0	0	0
F27	Arkansas	4	0-2	0-2	0-0	1	0	0	0	0	0	0

• Started game

2010-11 (RS Sophomore)

Date	Opponent	M	FG-A	3P-A	FT-A	Reb	PF	A	T	B	S	PTS
N12	Presbyterian	4	0-0	0-0	0-0	0	0	3	0	0	0	0
N24	Grambling State	5	0-1	0-1	0-0	1	0	0	0	0	0	0
N27	Appalachian State	1	0-1	0-1	0-0	0	0	0	0	0	0	0
D1	Western Kentucky	2	0-0	0-0	0-0	0	0	0	0	0	0	0
D18	SE Louisiana	7	1-1	1-1	0-0	2	0	1	0	0	0	3
D21	MTSU	3	0-1	0-1	0-0	2	0	0	0	0	0	0
J2	Davidson	16	0-0	0-0	0-0	2	2	0	0	0	0	0
J22	Saint Mary's	2	0-0	0-0	0-0	0	0	0	0	0	0	0
J29	Arkansas	0+	0-0	0-0	0-0	0	0	0	0	0	0	0
F1	Florida	1	0-0	0-0	0-0	0	0	0	0	0	0	0
F5	South Carolina	0+	0-0	0-0	0-0	0	0	0	0	0	0	0
F19	Auburn	1	0-0	0-0	0-0	0	0	0	0	0	0	0
F26	LSU	3	1-1	1-1	0-0	0	0	0	0	0	0	3
M10	LSU	2	0-0	0-0	0-0	1	0	0	1	1	0	0

## JEFFERY TAYLOR CAREER GBG

2008-09 (Freshman)

Date	Opponent	M	FG-A	3P-A	FT-A	Reb	PF	A	T	B	S	PTS
N16	Morehead State*	24	5-13	0-3	6-9	5	2	1	1	0	1	16
N20	Illinois*	31	5-10	1-3	0-0	6	3	1	1	1	3	11
N24	MTSU*	35	3-6	0-1	7-10	11	3	4	5	1	0	13
N26	Central Arkansas*	25	7-10	0-2	2-2	6	3	2	0	0	2	16
N29	vs. Drake*	22	4-10	1-3	6-7	4	5	1	1	0	1	15
N30	vs. VCU*	25	2-10	0-2	6-6	7	3	2	2	0	2	10
D3	UIC*	28	6-10	1-3	1-1	7	1	3	1	1	1	14
D6	at Ga. Tech*	35	5-7	0-1	1-2	7	4	1	4	2	1	11
D10	Alabama A&M*	26	8-9	0-1	2-3	4	2	1	1	1	0	18
D16	vs. USF*	22	3-6	1-1	2-4	7	3	2	4	0	1	9
D20	Tennessee Tech*	22	6-13	0-1	2-4	7	1	1	1	0	1	14
D22	Furman*	18	3-9	0-2	2-5	5	0	1	0	0	2	8
D31	St. Francis*	20	5-9	0-2	3-5	5	1	1	2	1	1	13
J3	at UMass*	20	3-7	0-1	1-3	5	2	1	1	0	1	7
J10	at Kentucky*	30	4-11	1-2	6-6	11	1	2	3	1	4	15
J14	Georgia*	26	3-5	0-1	0-0	3	0	0	4	1	1	6
J17	at Miss. State*	35	8-14	2-3	0-1	4	4	4	2	0	1	18
J20	Tennessee*	22	1-7	1-2	3-4	7	5	0	3	1	1	6
J25	Florida*	26	3-11	0-2	4-6	9	1	2	3	0	0	10
J28	at South Carolina*	27	7-10	0-0	9-14	7	5	2	3	0	0	23
J31	at Auburn*	34	6-7	0-0	2-4	9	2	5	1	0	1	14
F5	Alabama*	23	3-4	0-0	5-8	2	3	1	1	0	0	11
F7	Ole Miss*	26	6-11	0-0	2-4	3	1	1	3	1	1	14
F14	at Tennessee*	20	2-4	0-0	0-0	5	2	0	5	0	0	4
F17	Kentucky*	31	4-7	0-0	6-9	8	5	2	4	1	0	14
F21	at Florida*	32	3-10	0-0	0-0	7	0	3	4	0	1	6
F25	at Georgia*	15	1-6	0-1	4-4	6	3	0	2	0	0	6
F28	South Carolina*	21	6-7	0-0	5-6	3	1	2	2	0	1	17
M4	at LSU*	27	2-6	0-1	1-4	6	4	0	0	0	1	5
M8	Arkansas*	30	5-11	0-0	6-6	10	1	6	3	0	0	16
M12	Alabama*	27	7-11	1-3	2-2	6	5	1	2	0	1	27

• Started game

## JEFFERY TAYLOR CAREER GBG

2009-10 (Sophomore)

Date	Opponent	M	FG-A	3P-A	FT-A	Reb	PF	A	T	B	S	PTS
N16	Lipscomb*	23	8-14	0-1	4-4	7	2	0	2	1	2	20
N20	St. Mary's*	32	6-12	0-0	7-9	7	2	2	5	1	4	19
N23	Cincinnati*	32	2-8	0-1	7-9	6	3	2	4	0	3	11
N24	Chaminade*	18	4-8	1-3	0-0	4	2	1	3	1	1	9
N25	Arizona*	31	4-10	0-1	5-9	10	1	1	1	0	1	13
D2	Missouri*	34	5-13	0-0	8-9	11	4	2	1	1	0	18
D5	DePaul*	30	8-14	0-0	2-3	4	1	1	2	0	1	18
D8	Illinois*	28	5-8	0-0	2-2	1	3	2	2	0	1	12
D11	W. Kentucky*	35	9-12	0-1	3-3	9	3	1	2	0	1	21
D19	Tennessee State*	26	10-11	0-0	0-1	5	0	2	5	0	1	20
D21	Mercer*	20	5-10	0-1	3-5	5	2	4	0	1	1	13
D30	Manhattan	12	3-7	0-0	0-1	4	4	0	2	0	0	6
J2	Southern Miss*	17	1-5	0-0	1-2	3	4	3	2	0	0	3
J4	MTSU*	25	3-7	0-0	8-12	5	0	4	1	1	0	14
J9	Florida*	29	5-5	0-0	4-4	1	4	2	0	1	1	14
J13	Alabama*	25	4-9	0-0	5-9	9	4	1	2	0	2	13
J16	South Carolina*	28	6-9	0-0	4-6	3	1	2	4	2	2	16
J23	Auburn*	22	5-7	0-0	8-8	3	3	3	1	0	1	18
J27	Tennessee*	23	3-7	0-0	4-7	4	4	1	3	1	1	10
J30	Kentucky*	26	4-8	0-1	2-3	2	4	3	5	1	1	10
F3	Mississippi State*	29	1-7	0-0	5-6	7	1	2	4	0	1	7
F6	Georgia*	25	2-6	0-0	4-7	6	2	0	3	0	4	8
F9	Tennessee*	27	7-11	0-0	12-12	7	4	3	2	0	1	26
F13	LSU*	31	4-11	0-1	7-11	5	5	2	2	0	2	15
F18	Ole Miss*	30	8-11	0-0	3-5	6	2	4	2	1	0	19
F20	Kentucky*	29	4-10	0-0	9-12	4	3	1	4	1	1	17
F25	Georgia*	32	3-11	0-1	5-6	6	5	0	2	0	0	11
F27	Arkansas*	28	6-10	0-0	6-6	5	0	2	1	0	0	18
M2	Florida*	26	2-6	0-0	0-0	0	3	2	2	0	2	4
M6	South Carolina*	34	4-9	0-0	5-6	3	1	1	3	0	1	13
M12	Georgia*	20	2-9	0-0	0-0	6	3	0	1	0	0	4
M13	Mississippi State*	35	2-8	0-0	5-5	8	3	1	0	0	0	9
M18	Murray State*	21	3-7	0-0	3-7	6	4	2	1	0	0	9

• Started game

2010-11 (Junior)

Date	Opponent	M	FG-A	3P-A	FT-A	Reb	PF	A	T	B	S	PTS
N12	Presbyterian*	26	11-12	3-4	2-2	1	1	2	3	0	0	27
N18	Nebraska*	34	3-7	2-2	6-12	4	2	3	1	1	1	14
N19	West Virginia*	14	1-4	0-1	3-3	1	5	1	2	0	0	5
N21	North Carolina*	34	6-13	2-5	1-2	7	1	3	5	2	0	15
N24	Grambling State*	12	1-2	0-1	2-2	2	0	1	0	1	0	4
N27	Appalachian State*	21	1-8	1-3	0-0	2	4	1	0	1	0	3
D1	Western Kentucky*	28	4-13	1-4	4-4	6	2	3	5	0	0	13
D4	Belmont*	37	5-11	1-2	5-7	8	2	2	4	0	2	16
D8	Missouri*	43	9-16	0-4	0-2	10	3	4	6	1	0	18
D18	SE Louisiana*	24	5-10	1-3	4-7	5	1	3	2	0	2	15
D21	MTSU*	31	4-7	2-4	8-10	4	2	2	4	0	0	18
D29	Marquette*	37	8-12	2-4	1-2	8	2	1	3	2	2	19
J2	Davidson*	25	6-10	1-1	9-10	4	1	4	2	1	1	22
J8	South Carolina*	39	4-16	0-2	6-7	6	4	3	2	0	2	14
J12	Georgia*	29	5-12	1-4	4-7	5	3	3	1	0	0	15
J15	Tennessee*	37	5-14	0-3	4-5	6	0	0	3	0	2	14
J19	Ole Miss*	34	5-12	0-3	5-7	8	1	6	3	0	1	15
J22	Saint Mary's*	30	4-5	2-3	9-10	7	2	1	5	1	1	19
J27	Mississippi State*	38	9-18	3-9	4-8	5	2	2	1	1	3	25
J29	Arkansas*	34	5-12	1-5	2-2	5	2	4	3	0	1	13
F1	Florida	33	2-12	2-6	1-2	3	5	3	1	0	1	7
F5	South Carolina*	36	5-12	4-4	3-4	8	3	3	4	3	1	17
F10	Alabama*	31	7-11	4-5	1-3	8	5	1	2	0	1	19
F12	Kentucky*	21	1-7	0-2	2-2	3	4	3	2	1	2	4
F16	Georgia*	34	2-18	1-4	2-2	13	3	0	1	0	1	7
F19	Auburn*	32	7-13	1-2	5-6	10	2	3	3	1	0	20
F22	Tennessee*	31	4-10	0-3	1-2	2	3	3	4	2	1	9
F26	LSU*	34	6-8	1-2	7-12	2	3	3	1	0	2	20
M1	Kentucky*	39	6-14	0-2	1-2	6	4	1	5	0	2	13
M5	Florida*	38	7-11	0-2	1-1	1	0	2	0	0	1	15
M10	LSU*	34	6-12	1-4	8-10	12	3	2	4	1	1	21
M11	Mississippi State*	37	9-16	1-5	1-3	2	1	4	1	0	2	20
M12	Florida*	36	7-13	1-5	6-7	5	3	3	2	0	2	21
M17	Richmond*	35	1-10	0-0	2-2	9	4	0	2	0	0	4



# PLAYER INFORMATION

## STEVE TCHIENGANG CAREER GBG

2008-09 (Freshman)

Date	Opponent	M	FG-A	3P-A	FT-A	Reb	PF	A	T	B	S	PTS
D3	UIC	19	1-4	0-2	0-0	4	2	0	0	1	1	2
D6	at Ga. Tech*	19	0-3	0-1	4-6	1	4	1	2	0	1	4
D10	Alabama A&M*	22	1-5	0-2	0-0	4	0	0	2	1	0	2
D16	vs. USF*	16	1-1	0-0	0-0	1	4	0	1	0	0	2
D20	Tennessee Tech*	16	1-3	0-1	0-0	6	3	2	2	0	0	2
D22	Furman*	17	0-3	0-1	0-1	1	2	1	1	1	0	0
D31	St. Francis	19	1-3	1-2	0-0	6	4	0	2	0	0	3
J3	at UMass	13	3-5	2-3	1-2	4	3	1	0	0	0	9
J10	at Kentucky	21	2-4	1-2	0-0	4	2	1	1	0	0	5
J14	Georgia	20	1-5	0-3	0-0	3	4	3	1	0	0	2
J17	at Miss. State	9	1-5	0-1	0-0	3	1	0	0	0	0	2
J20	Tennessee	16	3-5	2-2	1-2	2	5	1	1	0	0	9
J25	Florida*	18	3-5	1-2	0-0	3	4	0	2	0	1	7
J28	at South Carolina*	26	1-3	0-1	0-1	3	4	0	3	1	0	2
J31	at Auburn	8	0-1	0-1	0-0	2	1	0	1	0	1	0
F5	Alabama	20	2-5	1-4	0-0	2	4	0	0	0	1	5
F7	Ole Miss*	17	1-3	1-2	2-2	7	1	1	2	0	1	5
F14	at Tennessee*	25	2-5	1-4	2-2	4	4	0	1	1	0	7
F17	Kentucky*	16	0-2	0-0	1-2	3	2	1	2	2	1	1
F21	at Florida*	12	1-5	1-2	4-4	0	3	0	1	1	1	7
F25	at Georgia*	22	1-4	0-1	5-5	6	3	0	1	0	1	7
F28	South Carolina*	13	0-0	0-0	0-1	1	2	0	3	0	0	0
M4	at LSU*	20	1-2	0-0	3-4	4	5	0	0	1	0	5
M8	Arkansas*	16	1-1	1-1	0-0	3	3	0	1	2	0	3
M12	Alabama*	12	0-3	0-1	0-0	2	1	0	0	0	0	0

• Started game

2009-10 (Sophomore)

Date	Opponent	M	FG-A	3P-A	FT-A	Reb	PF	A	T	B	S	PTS
N16	Lipscomb	9	1-1	0-0	2-2	1	4	0	2	0	0	4
N20	St. Mary's	13	1-2	0-0	0-1	3	4	1	1	0	0	2
N23	Cincinnati	6	0-1	0-0	1-2	2	2	0	2	0	0	1
N24	Chaminade	7	2-5	0-0	1-2	5	0	0	0	0	0	5
N25	Arizona	7	1-1	0-0	1-1	0	1	0	0	0	0	3
D2	Missouri	10	3-3	0-0	1-2	3	1	0	1	1	0	7
D5	DePaul	8	0-0	0-0	0-2	2	2	0	0	0	0	0
D8	Illinois	8	1-2	0-0	0-0	1	2	0	1	1	0	2
D11	W. Kentucky	10	0-1	0-0	0-0	1	1	0	1	0	0	0
D19	Tennessee State	14	3-3	1-1	0-0	0	3	1	1	0	0	7
D21	Mercer	11	2-3	0-1	1-1	3	2	1	2	0	2	5
D30	Manhattan	12	2-5	0-1	2-2	3	0	0	0	0	1	6
J2	Southern Miss	14	0-0	0-0	2-2	3	1	0	1	0	0	2
J4	MTSU	12	1-2	0-0	0-0	2	1	1	1	1	0	2
J9	Florida	7	1-1	0-0	1-2	0	4	0	0	0	0	3
J13	Alabama	5	0-0	0-0	0-0	1	2	0	2	1	0	0
J16	South Carolina	8	3-3	0-0	0-0	1	1	0	2	0	0	6
J23	Auburn	9	1-2	1-1	2-4	1	2	0	1	0	1	5
J27	Tennessee	12	2-4	0-0	1-2	4	2	0	0	0	0	5
J30	Kentucky	8	1-1	0-0	1-1	0	5	0	0	0	0	3
F3	Mississippi State	6	0-1	0-0	0-0	2	3	0	0	1	0	0
F6	Georgia	10	0-1	0-0	0-0	2	0	0	1	0	0	0
F9	Tennessee	15	1-3	0-1	0-1	4	2	0	1	0	0	2
F13	LSU*	21	1-2	1-1	3-4	4	2	0	2	0	1	6
F18	Ole Miss	24	0-3	0-0	0-2	6	3	2	1	0	0	0
F20	Kentucky	19	2-5	1-2	2-4	8	5	0	3	0	0	7
F25	Georgia	7	0-1	0-0	2-2	2	1	0	1	0	0	2
F27	Arkansas	24	2-4	0-1	0-2	5	3	1	1	0	0	4
M2	Florida	14	2-2	0-0	2-2	4	3	0	1	0	0	6
M6	South Carolina	18	2-3	0-0	4-4	2	4	0	4	0	0	8
M12	Georgia	20	3-6	1-3	2-2	2	3	0	1	0	0	9
M13	Mississippi State	10	0-4	0-1	0-0	3	3	0	3	0	2	0
M18	Murray State	4	0-0	0-0	0-2	3	2	0	0	0	0	0

• Started game

## STEVE TCHIENGANG CAREER GBG

2010-11 (Junior)

Date	Opponent	M	FG-A	3P-A	FT-A	Reb	PF	A	T	B	S	PTS
N12	Presbyterian	16	2-4	1-2	0-0	4	1	0	0	1	1	5
N18	Nebraska	25	2-4	1-2	0-0	8	4	1	2	4	1	5
N19	West Virginia	21	0-2	0-1	3-4	6	4	0	1	0	0	3
N21	North Carolina	15	1-1	0-0	0-0	2	1	2	1	0	0	2
N24	Grambling State	16	3-8	2-5	4-4	7	3	0	1	0	0	12
N27	Appalachian State	14	2-6	2-4	2-2	0	3	1	0	0	1	8
D1	Western Kentucky	18	1-4	1-3	0-0	4	1	2	1	0	1	3
D4	Belmont	14	0-0	0-0	0-0	4	3	1	2	0	0	0
D8	Missouri	12	0-1	0-0	0-0	2	0	0	1	0	0	0
D18	SE Louisiana	20	5-8	2-3	3-3	5	2	0	1	2	1	15
D21	MTSU	23	2-3	0-1	4-4	3	3	2	2	1	0	8
D29	Marquette	20	4-4	1-1	1-2	0	4	1	2	1	1	10
J2	Davidson	21	4-7	2-3	4-8	2	0	0	1	0	0	14
J8	South Carolina	21	5-9	0-1	0-0	4	2	1	1	0	0	10
J12	Georgia	14	0-4	0-1	0-0	1	2	0	0	0	0	0
J15	Tennessee	12	0-4	0-2	0-0	1	2	0	0	1	0	0
J19	Ole Miss	9	0-0	0-0	0-0	1	1	0	1	0	0	0
J22	Saint Mary's	13	1-1	1-1	0-0	1	0	0	2	0	0	3
J27	Mississippi State	22	1-6	1-3	0-0	6	2	0	2	0	0	3
J29	Arkansas	8	1-1	1-1	0-0	0	3	0	0	0	0	3
F1	Florida	21	1-3	0-1	4-4	3	5	0	0	0	0	3
F5	South Carolina	17	2-3	0-1	0-2	1	2	0	1	0	1	4
F10	Alabama	15	2-4	0-0	0-0	0	1	0	0	0	1	4
F12	Kentucky	20	3-4	2-2	4-5	2	2	3	2	1	0	12
F16	Georgia	16	2-3	2-2	0-0	5	1	1	3	0	0	6
F19	Auburn	22	1-2	0-1	1-2	5	3	0	1	0	0	3
F22	Tennessee	22	4-6	2-4	0-0	1	5	0	1	0	1	10
F26	LSU	12	0-2	0-1	0-0	2	3	0	1	0	1	0
M1	Kentucky	12	0-2	0-1	0-0	1	2	0	1	0	0	0
M5	Florida	10	0-1	0-1	1-2	1	2	0	1	1	0	1
M10	LSU	14	2-3	0-1	1-1	6	1	0	1	0	0	5
M11	Mississippi State	20	1-3	1-2	2-2	3	1	0	0	0	0	5
M12	Florida	15	0-3	0-2	0-0	1	1	0	0	0	0	0
M17	Richmond	9	1-2	0-0	0-0	1	2	0	1	0	1	2



# PLAYER INFORMATION

## BRAD TINSLEY CAREER GBG

2008-09 (Freshman)

Date	Opponent	M	FG-A	3P-A	FT-A	Reb	PF	A	T	B	S	PTS
N16	Morehead State	24	4-6	3-5	1-2	4	0	1	1	0	0	12
N20	Illinois	29	4-9	2-5	1-3	3	0	2	1	0	0	11
N24	MTSU*	29	3-7	2-3	2-2	1	2	0	1	0	0	10
N26	Central Arkansas*	30	4-10	3-9	0-0	1	0	1	2	0	0	11
N29	vs. Drake*	36	7-14	5-8	0-0	3	2	5	3	0	1	19
N30	vs. VCU*	37	3-4	3-4	4-6	4	2	3	5	1	2	13
D3	UIC*	35	4-14	1-9	2-2	6	2	4	2	0	0	11
D6	at Ga. Tech*	36	2-10	2-8	2-2	3	0	3	1	0	1	8
D10	Alabama A&M*	26	2-5	2-5	0-0	1	1	4	0	0	1	6
D16	vs. USF*	30	0-3	0-1	2-3	0	1	3	0	0	0	2
D20	Tennessee Tech*	30	4-7	3-5	4-4	1	2	4	4	0	0	15
D22	Furman*	28	1-5	0-3	2-2	1	1	5	1	0	1	4
D31	St. Francis*	25	5-9	3-6	2-2	2	1	1	2	0	0	15
J3	at UMass*	23	3-6	3-4	0-0	3	0	3	2	1	3	9
J10	at Kentucky*	30	4-15	3-10	0-0	1	1	2	3	1	0	11
J14	Georgia*	27	1-6	0-4	2-2	3	0	4	1	0	0	4
J17	at Miss. State*	33	5-8	2-3	0-0	3	1	2	4	0	0	12
J20	Tennessee*	30	3-10	2-8	2-2	2	0	2	0	0	1	10
J25	Florida*	30	2-5	2-4	2-2	1	2	1	1	1	0	8
J28	at South Carolina	24	5-12	3-7	2-2	2	4	1	3	0	0	15
J31	at Auburn*	35	3-7	3-6	4-8	3	0	4	2	0	2	13
F5	Alabama*	37	4-12	2-8	0-0	1	1	6	2	0	0	10
F7	Ole Miss*	34	5-8	2-4	0-0	5	1	5	2	0	2	12
F14	at Tennessee*	36	2-4	0-0	0-0	3	3	4	2	1	0	11
F17	Kentucky*	28	3-7	1-1	2-2	3	1	0	3	0	0	9
F21	at Florida*	36	4-8	1-5	3-4	3	1	4	2	0	3	12
F25	at Georgia*	36	4-9	3-6	0-0	3	1	3	2	0	0	11
F28	South Carolina*	30	3-5	2-4	8-8	3	2	5	4	0	0	16
M4	at LSU*	29	2-7	2-4	2-2	3	0	3	0	0	0	8
M8	Arkansas*	33	3-5	3-4	4-4	4	2	3	4	0	1	13
M12	Alabama*	34	6-14	5-10	3-4	3	0	0	4	0	2	20

• Started game

2009-10 (Sophomore)

Date	Opponent	M	FG-A	3P-A	FT-A	Reb	PF	A	T	B	S	PTS
N16	Lipscomb*	30	4-5	2-3	0-1	2	0	3	2	0	1	10
N20	St. Mary's*	28	1-2	0-0	1-2	1	2	8	3	0	1	3
N23	Cincinnati*	18	0-5	0-3	0-0	0	1	0	2	0	0	0
N24	Chaminade*	25	2-7	2-6	0-0	2	1	3	5	0	0	6
N25	Arizona*	27	3-4	2-3	0-0	2	2	3	2	0	0	8
D2	Missouri*	29	2-8	1-6	0-0	2	0	2	6	1	2	5
D5	DePaul*	33	2-4	2-4	0-0	4	0	4	1	0	0	6
D8	Illinois*	33	3-9	2-7	4-4	4	0	3	1	0	2	12
D11	W. Kentucky*	35	3-9	2-7	1-3	2	2	0	1	0	0	9
D19	Tennessee State*	28	2-4	1-3	0-0	2	2	5	6	1	1	9
D21	Mercer*	27	5-7	2-2	2-3	4	1	4	2	0	0	14
D30	Manhattan	24	4-6	1-2	0-0	6	1	5	1	0	0	9
J2	Southern Miss*	24	0-5	0-3	2-2	2	3	2	1	0	0	2
J4	MTSU*	29	2-6	0-4	1-1	3	1	2	3	1	1	5
J9	Florida*	16	0-6	0-3	0-0	2	1	0	0	0	0	0
J13	Alabama*	28	3-5	0-1	2-2	3	0	2	0	0	0	8
J16	South Carolina*	28	3-6	1-2	0-0	5	2	5	2	0	0	7
J23	Auburn*	33	6-10	0-1	3-3	1	1	3	2	0	0	15
J27	Tennessee*	25	2-5	2-3	4-4	5	2	4	4	0	0	10
J30	Kentucky*	24	3-6	0-2	2-2	1	4	3	1	0	1	8
F3	Mississippi State*	29	3-6	1-2	4-6	2	1	3	2	1	2	11
F6	Georgia*	36	7-12	2-6	2-2	1	1	0	2	0	2	18
F9	Tennessee*	33	1-4	0-3	6-6	4	1	4	3	0	0	8
F13	LSU*	38	2-8	1-6	0-0	2	1	5	0	1	1	5
F18	Ole Miss*	24	3-8	2-5	0-0	5	1	7	3	0	0	8
F20	Kentucky*	26	1-7	0-4	0-0	6	1	2	1	0	1	2
F25	Georgia*	26	1-2	1-1	0-0	2	2	1	1	0	0	3
F27	Arkansas	22	2-4	1-2	8-8	6	1	4	2	0	0	13
M2	Florida*	18	0-3	0-3	0-0	1	1	1	0	0	0	0
M6	South Carolina*	14	1-6	0-2	0-0	0	0	1	0	0	0	2
M12	Georgia	12	1-2	0-1	0-0	0	1	1	1	0	0	2
M13	Mississippi State	20	3-5	3-4	0-0	0	1	3	0	0	0	9
M18	Murray State	17	2-4	0-1	2-2	1	0	1	0	0	0	6

• Started game

## BRAD TINSLEY CAREER GBG

2010-11 (Junior)

Date	Opponent	M	FG-A	3P-A	FT-A	Reb	PF	A	T	B	S	PTS
N12	Presbyterian*	29	4-6	2-3	1-2	10	0	10	2	1	3	11
N18	Nebraska*	35	2-7	1-4	2-2	6	0	5	2	1	2	7
N19	West Virginia*	31	3-12	1-7	3-4	4	1	3	3	1	0	10
N21	North Carolina*	31	2-6	1-3	3-4	2	2	5	5	0	1	8
N24	Grambling State*	26	4-8	1-4	5-7	4	1	5	5	0	0	14
N27	Appalachian State*	30	2-4	1-3	0-0	5	2	8	3	0	1	5
D1	Western Kentucky*	21	2-4	0-0	2-2	3	2	4	4	0	2	6
D4	Belmont*	34	4-7	2-3	4-6	5	0	2	2	0	0	14
D8	Missouri*	36	3-9	1-4	0-1	3	2	3	4	0	2	16
D18	SE Louisiana*	28	4-5	1-2	0-0	5	0	7	0	0	0	9
D21	MTSU*	34	3-10	2-6	2-2	3	0	2	0	2	2	10
D29	Marquette*	36	6-11	1-2	2-4	1	3	8	1	0	0	15
J2	Davidson*	29	4-8	1-3	5-5	10	2	4	1	0	2	14
J8	South Carolina*	39	2-7	0-3	0-0	1	1	5	2	0	0	4
J12	Georgia*	36	3-6	1-3	2-2	5	0	1	3	0	1	9
J15	Tennessee*	34	4-8	3-4	1-2	6	2	5	2	1	1	12
J19	Ole Miss*	35	4-9	2-5	4-4	2	1	1	3	1	0	14
J22	Saint Mary's*	25	4-6	2-2	8-10	5	1	4	2	0	0	18
J27	Mississippi State*	34	3-13	2-6	0-1	4	0	5	0	0	0	8
J29	Arkansas*	32	2-5	0-2	4-4	0	2	2	2	0	0	8
F1	Florida*	38	5-11	2-6	3-3	4	2	2	2	0	0	15
F5	South Carolina*	35	4-7	2-3	3-4	3	0	9	2	0	1	13
F10	Alabama*	35	4-5	0-1	7-7	4	1	6	3	0	1	15
F12	Kentucky*	35	2-6	1-2	6-7	3	1	2	3	0	0	11
F16	Georgia*	30	3-9	1-3	0-0	4	1	4	0	0	2	7
F19	Auburn*	33	5-7	2-4	4-4	1	2	3	0	0	1	16
F22	Tennessee*	34	0-5	0-2	8-8	6	1	2	2	0	3	8
F26	LSU*	32	7-10	2-4	0-0	3	1	5	1	0	2	16
M1	Kentucky*	34	4-8	0-1	1-2	2	1	9	0	0	0	9
M5	Florida*	29	2-5	1-2	0-0	3	2	5	3	0	0	5
M10	LSU*	31	4-13	2-8	0-1	1	0	2	1	0	1	10
M11	Mississippi State*	33	3-9	2-5	4-4	2	0	6	0	0	0	6
M12	Florida*	37	3-12	3-8	0-0	3	1	5	0	0	0	9
M13	Richmond*	40-	4-6	2-4	0-0	3	1	6	0	1	0	10