

Vanderbilt

18



**VANDERBILT BASEBALL**



@VANDYBASEBALL

VUCOMMODORES.COM

#VANDYBOYS



VANDERBILT BASEBALL HAS DOMINATED THE SEC SINCE 2006

**540**

**OVERALL WINS**  
*LEADS THE NATION*

**215**

**SEC WINS**  
*LEADS THE SEC*

**50**

**SEC TOURNAMENT GAMES**  
*LEADS THE SEC*

**12**

**NCAA REGIONALS**  
*LEADS THE SEC*

**6**

**NCAA SUPER REGIONALS**  
*LEADS THE SEC*

**48**

**NCAA POST SEASON WINS**  
*LEADS THE SEC*

**3**

**COLLEGE WORLD SERIES APPEARANCES**

**1**

**NATIONAL CHAMPIONSHIP**

*VandyBoys*



# D O R E D O M I N A T I O N

# 394

Wins in the last decade

# 22

First round draft picks.  
(Most in the SEC)

# 26-3

2013 Record Set  
a New SEC Mark

# 50


3 Straight  
Plus Win Seasons ('13,'14,'15)

# 40

Five  
Plus Win Seasons in the Last 7

## ONE HUNDRED

100 draft picks since '03  
Most in the SEC



"Vanderbilt changed my life because I was able to grow mentally... The reason I was able to develop so much confidence on the baseball field was because of the confidence I gained by being here in the class room."

David Price  
Cy Young Winner



David Price  
1st Overall Pick ('07)  
Golden Spikes Winner ('07)  
Cy Young Winner ('12)

Dansby Swanson  
1st Overall Pick ('15)  
National Player of the Year ('15)

One of Two Programs to have Two  
#1 Overall Draft Picks



2014 National Champs



In the Corbin Era



20 MLB players since 2003.  
(Most in the SEC)

# No. 2



Program in the Country in 2017

# VandyBoys™



POWERED BY  
**DEMARINI**



IT'S ALL  
**YOUR**



DEMARINI CUSTOMS

CHOOSE YOUR STICK,  
SIZE AND COLORS.

[DEMARINICUSTOMBATS.COM](http://DEMARINICUSTOMBATS.COM)



# 2018 VANDERBILT BASEBALL



## Introduction

4	Media Information
5	Media Outlets/Broadcast Information
6	Quick Facts, Road Headquarters
7	2018 Roster
8	Hawkins Field
9	Hawkins Field Records
10	2018 Season Preview
13	Preseason Depth Chart, Roster Breakdown

## Commodore Coaching Staff

14	Tim Corbin, Head Coach
20	Scott Brown, Associate Head Coach
21	Mike Baxter, Assistant Coach
22	David Macias, Volunteer Assistant Coach
23	Chris Ham, Dir. of Sport Performance
23	Tracy Campbell, Athletic Trainer
23	Alex Levitt, Brooks Webb
23	John Mardirosian, Brandon Barak

## 2018 Commodores

24	JJ Bleday
25	Maddux Conger
26	Chandler Day
27	Ty Duvall
28	Donny Everett
29	Drake Fellows
30	Kiambu Fentress
31	AJ Franklin
32	Jackson Gills
33	Walker Grisanti
34	Julian Infante
35	Alonzo Jones
36	Connor Kaiser
37	Zach King
38	Ethan Paul
39	Patrick Raby
40	Harrison Ray
41	Michael Sanborn
42	Stephen Scott
43	Paxton Stover
44	Justin Wilson
45	David Bates, Garrett Blaylock, Aaron Brown, Tyler Brown
46	Philip Clarke, Cooper Davis, Pat DeMarco, Jake Eder
47	Hugh Fisher, Jayson Gonzalez, Mason Hickman, Erik Kaiser
48	Austin Martin, Reid Schaller, Tyler Solomon, Justin Willis
49	Career Stats
51	USA Baseball
53	National Honors
55	Southeastern Conference Honors
57	Academic Honors

## Commodore Staff

58	Support Staff
59	Chancellor Nicholas S. Zeppos
59	Director of Athletics David Williams, II
60	Kevin Colon, Associate Director of Athletics

## 2017 Review

61	Season Review
65	Overall Season Statistics
66	SEC Statistics
67	Miscellaneous Statistics
69	Season Results
70	SEC Recap

## Vanderbilt History

71	Commodore Letterwinners
73	Commodore Coaching Records
75	vs. The Nation
77	Yearly Results
95	All-Time Individual Records
96	All-Time Team Records
97	Single-Season Records
98	Career Records
99	Yearly Statistical Leaders
101	Yearly Team Statistics
103	SEC Tournament History
104	NCAA Tournament History
105	NCAA Regional History
106	NCAA Super Regional History
107	College World Series History
108	The 2014 National Championship
109	Commodores in the Majors
112	Commodores in the Minors
113	First Round Commodores
114	All-Time Commodores Drafted

## Miscellaneous Information

114	SEC Composite Schedule
117	Opponent Information
121	Nashville Information



### Credits

The Vanderbilt Baseball Fact Book is a production of the Vanderbilt Athletic Communications Office.

Editor & Design: Andrew Pate/Kyle Parkinson

Photography: John Russell, Steve Green, Daniel Dubois, Jimmy Jones, Joe Howell, Paul Levy, Chuck Dunlap, Carol Hamlett, Christina Kuhns, Alyson Boyer Rode, Will Bentzel, Karl Moore, John Peterson, Getty Images and many unidentified photographers.

Special thanks to Shaun Senn for graphic design and cover art.

Printed by: Vanderbilt University Printing Services

Please send corrections for this fact book to Andrew Pate at [andrew.pate@vanderbilt.edu](mailto:andrew.pate@vanderbilt.edu).





# MEDIA INFORMATION

**The Vanderbilt Athletic Communications Office welcomes your interest in the Vanderbilt baseball team. We will make every effort to meet your needs throughout the season.**

**The following is information and guidelines to help you during the season and allow Vanderbilt coaches and players to adhere to their schedules.**

## **Vanderbilt Athletic Communications**

Vanderbilt Assistant Director of Communications Andrew Pate is the media contact for baseball. He can be contacted in the office 615.322.4121 or via e-mail at [andrew.pate@vanderbilt.edu](mailto:andrew.pate@vanderbilt.edu). The Vanderbilt Athletic Communications office is located directly across the street from Hawkins Field on the second floor of the McGugin Center in room 225.

## **Press and Photo Credentials**

Requests for press and photo credentials can be made via email or mail at least one week prior to the desired game or series. Requests should be directed to Andrew Pate. All credentials will be available at media will call located at the front entrance of Hawkins Field.

## **Interview Policy**

All Vanderbilt coaches and players will be available throughout the season for interviews with members of the media prior to practice. All requests for interviews should be made through Andrew Pate. Post-game interviews with Coach Corbin and requested players may be conducted after a mandatory 10-minute cooling off period on the field in front of the Vanderbilt dugout.

## **Practice Policy**

Vanderbilt baseball practices are open to the media and the public. Practice starts at approximately 3 p.m. Tuesday - Friday (Monday is an off day). Media members are encouraged to arrive at Hawkins Field by 2 p.m. to conduct interviews prior to practice. Members of the media need to notify Andrew Pate in advance with their interview request(s).

## **Baseball Information at vucommodores.com**

Commodore press releases, game notes, coach and player bios, updated statistics, game photos and more are available at the official web site of Vanderbilt Athletics, [vucommodores.com](http://vucommodores.com). For additional info and in-game updates follow the team on Twitter @vandybaseball.

## **Digital Platform**

The Digital Image Platform allows media to access image files from the SEC and its 14 member institutions. Media can view or download images of coaches, players, athletic administrators, logos and more by logging on to [secsportsmedia.com](http://secsportsmedia.com).

## **Phone Lines**

A limited number of phone lines are available in the press box at no charge. However, media wishing to order their own phone line in advance can do so by contacting Andrew Pate at (615) 322-4121/[andrew.r.pate@vanderbilt.edu](mailto:andrew.r.pate@vanderbilt.edu).

## **Wireless Internet**

Vanderbilt provides wireless internet in the Hawkins Field Press Box.

## **Parking**

Media parking is available in the McGugin Center lot. Entry is off Jess Neely Drive between Natchez Trace and 25th Avenue. Additional parking is available at the Parking Garage located at the intersection of Jess Neely Drive and 25th Avenue (diagonal from Hawkins Field right field). Parking requests must be arranged through Vanderbilt Athletic Communications. There is no parking allowed in the concourse area and Hawkins Field front gates.

## **Photo Galleries**

Vanderbilt photographers provide a photo gallery of selected games and events on the Vanderbilt Baseball website. Each gallery can be viewed at:

**[vucommodores.com](http://vucommodores.com)**

## **Athletic Communications Staff**



**Andrew Pate**  
Assistant Director  
(Baseball)



**Andy Boggs**  
Assistant Director  
(Basketball (M), Golf (M))



**Robynn Candish**  
Administrative  
Assistant



**Zac Ellis**  
Staff Writer,  
Digital Media Editor



**Catherine Hilley**  
Assistant Director  
(Social Media, Tennis)



**Larry Leathers**  
Assistant Director  
(Golf (W), T&F)



**Kyle Parkinson**  
Assistant AD/  
Communications



**Jessica Poole**  
Assistant Director  
(Basketball (W), XC)



**Shaun Senn**  
Graphic Designer

**Press Box Phone**  
615.320.0436

**Mailing Address**  
PO Box 129001  
2601 Jess Neely Drive  
Nashville, TN 37212

## **CONTACT INFORMATION**

Andrew Pate \_\_\_ 615.322.4121 (W)\_\_\_ [andrew.pate@vanderbilt.edu](mailto:andrew.pate@vanderbilt.edu)  
Andy Boggs \_\_\_ 615.343.1847 (W)\_\_\_ [andy.boggs@vanderbilt.edu](mailto:andy.boggs@vanderbilt.edu)  
Robynn Candish \_\_\_ 615.322.4121 (W)\_\_\_ [robynn.candish@vanderbilt.edu](mailto:robynn.candish@vanderbilt.edu)  
Zac Ellis \_\_\_ 615.322.1012 (W)\_\_\_ [zac.ellis@vanderbilt.edu](mailto:zac.ellis@vanderbilt.edu)  
Catherine Hilley \_\_\_ 615.322.4121 (W)\_\_\_ [catherine.hilley@vanderbilt.edu](mailto:catherine.hilley@vanderbilt.edu)  
Larry Leathers \_\_\_ 615.343.6437 (W)\_\_\_ [larry.leathers@vanderbilt.edu](mailto:larry.leathers@vanderbilt.edu)  
Kyle Parkinson \_\_\_ 615.343.0020 (W)\_\_\_ [kyle.parkinson@vanderbilt.edu](mailto:kyle.parkinson@vanderbilt.edu)  
Jessica Poole \_\_\_ 615.322.8797 (W)\_\_\_ [jessica.e.poole@vanderbilt.edu](mailto:jessica.e.poole@vanderbilt.edu)



# MEDIA INFORMATION



## Vanderbilt Media Outlets

### Wire Services

#### Associated Press

Teresa Walker  
215 Centerville Dr., Brentwood, TN 37027  
Phone: 615-373-9988/FAX: 376-0947

### Newspapers

#### The Tennessean

Adam Sparks - Beat Writer  
Joe Rexrode - Columnist  
Dave Ammenheuser - Sports Editor  
1100 Broadway, Nashville, TN 37202  
Phone: 615-259-8010/FAX: 259-8826

#### Vanderbilt Hustler

Box 1504, Station B, Nashville, TN 37221  
Phone: 615-322-2424/FAX: 322-3762

### Websites

#### VandySports.com

Chris Lee  
EMail: [chrislee70@gmail.com](mailto:chrislee70@gmail.com)

### Television Stations

#### WKRN-TV - ABC - Channel 2

Cory Curtis, Joe Leadingham, Kayla Anderson  
441 Murfreesboro Rd., Nashville, TN 37210  
Phone: 615-369-7240/FAX: 248-7239

#### WSMV-TV - NBC - Channel 4

Chris Harris, Joe Dubin  
5700 Knob Rd., Nashville, TN 37209  
Phone: 615-353-2231/FAX: 353-2343

#### WTVF-TV - CBS - Channel 5

Brian McKeegan, Steve Layman, Jon Burton  
474 J. Robertson Pkwy., Nashville, TN 37219  
Phone: 615-248-5285/FAX: 244-9883

#### WZTV-TV - FOX - Channel 17

Paul Jones, Dave Foster  
631 Mainstream Dr., Nashville, TN 37228  
Phone: 615-369-5561/FAX: 369-3299

### Radio Stations

#### Vanderbilt IMG Network

Jeff Miller  
Joe Fisher (Play-by-Play)  
Box 120158, Nashville, TN 37212  
Phone: 615-322-4727

#### WGFX - 104.5 FM - The Zone

Kevin Ingram, Mark Howard, Dawn Davenport,  
Brent Dougherty, Chad Withrow, Mickey Ryan,  
Blaine Bishop, Jonathan Hutton, Paul Kuharsky  
506 2nd Ave. South, Nashville, TN 37015  
Phone: 615-244-9533/FAX: 615-259-1271

#### WNSR - 560 AM - BASEBALL FLAGSHIP

Johnny Franks, Greg Pogue, Joe Dubin  
435 37th Ave. North, Nashville, TN 37209  
Phone: 615-844-1039/FAX: 777-2284

#### WPRT - 102.5 FM - The Game

#### WQOZ - 94.9 FM - The Game 2

Willy Daunic, Darren McFarland, Braden Gall,  
Jared Stillman, Floyd Reese  
1824 Murfreesboro Rd., Nashville, TN 37203  
Phone: 615-664-2400/FAX: 664-2457

## Radio/TV Broadcasts

### WNSR 560 AM/95.9 FM - Baseball Flagship

WNSR is the flagship station for Vanderbilt Baseball. WNSR will once again broadcast all SEC series and the postseason. "Voice of the Commodores" Joe Fisher will call the action upon completion of the men's basketball campaign. Eric Jones will handle the early season slate as well as the midweek contests.



Joe Fisher



Eric Jones

**Nashville's**  
**WNSR**  
**SportsRadio**  
**560 AM / 95.9 FM**

### Internet Streaming

This season you can listen to all 56 games of the regular season slate and all of the postseason action on the internet through the Vanderbilt app and [vucommidores.com](http://vucommidores.com) for FREE.

### Commodores on SEC Network+

Vanderbilt's home baseball games and road SEC games can be viewed online via SEC Network+. Kevin Ingram (play-by-play) and former Commodore Andrew Harris will call the action.

### Commodores on Television

The Commodores are scheduled for 11 games on the ESPN family of networks and the SEC Network this season, appearing at Hawkins Field six times and on the road five times.

March 16	at Mississippi State	6 p.m.	SECN
March 23	LSU	8 p.m.	ESPNU
March 24	LSU	7:30 p.m.	ESPNU
March 25	LSU	12 p.m.	ESPN2
March 31	at Florida	11 a.m.	ESPNU
April 1	at Florida	11 a.m.	SECN
April 5	Georgia	6 p.m.	ESPNU
April 15	Ole Miss	4 p.m.	ESPNU
April 19	at Missouri	7 p.m.	ESPNU
May 1	Louisville	6 p.m.	SECN
May 13	at Tennessee	11 a.m.	SECN

### Commodores on the Web

Check out the official Twitter feed of the Vanderbilt baseball team (@vandybaseball) for all the latest news, notes and in-game updates.



# QUICK FACTS

## General Information

Location: . . . . . Nashville, Tenn.  
 Enrollment: . . . . . 6,871  
 Nickname: . . . . . Commodores  
 Stadium (Capacity): . . . . . Charles Hawkins Field (3,626)  
 Dimensions: . . . . . LF-310; CF-400; RF-330; Alleys-375  
 Founded: . . . . . 1873  
 Colors: . . . . . Black and Gold  
 Conference: . . . . . Southeastern (SEC)  
 Chancellor: . . . . . Nicholas S. Zeppos  
 Director of Athletics: . . . . . David Williams II  
 Faculty Representative: . . . . . Susan Wente  
 Associate Director of Athletics: . . . . . Kevin Colon  
 Department Phone: . . . . . 615.322.4121  
 Ticket Office Phone: . . . . . 615.322.4653

## Media Information

Mailing Address: . . . . . PO Box 120158  
 . . . . . Nashville, Tenn. 37212  
 Overnight Address: . . . . . 2601 Jess Neely Drive  
 . . . . . Nashville, Tenn. 37212  
 Assistant Director of Athletic Comm/Baseball Contact:  
 . . . . . Andrew Pate (Houston, 2013)  
 Office Phone: . . . . . 615.343.0020  
 Cell Phone: . . . . . 479.871.0817  
 Email: . . . . . andrew.pate@vanderbilt.edu  
 Website: . . . . . vucommodores.com  
 Twitter: . . . . . @vandybaseball  
 Press Box Phone: . . . . . (Main Line) 615.320.0436

## Coaching Staff

Head Coach: . . . . . Tim Corbin (Ohio Wesleyan, 1984)  
 Overall Record: . . . . . 752-453-1 (.624/20 years)  
 Record at Vanderbilt: . . . . . 646-315-1 (.672/15 years)  
 NCAA Appearances: . . . . . 13 (2004, 2006-17)  
 CWS Appearances: . . . . . 3 (2011, 2014-15)  
 National Championships: . . . . . 1 (2014)  
 Assoc. Head Coach: . . . . . Scott Brown (SUNY-Cortland, 1999)  
 Assistant Coach: . . . . . Mike Baxter (Vanderbilt, 2005)  
 Volunteer Asst. Coach: . . . . . David Macias (Vanderbilt, 2008)  
 Baseball Operations: . . . . . Brooks Webb (Birmingham Southern, 2011)  
 Trainer: . . . . . Tracy Campbell (James Madison, 2008)  
 Strength Coach: . . . . . Chris Ham (Illinois, 2005)  
 Player Development: . . . . . Alex Levitt (Vanderbilt, 2010)  
 Administrative Assistant: . . . . . Meagan Gill (Northern Colorado, 2009)  
 Equipment Manager: . . . . . John Mardirosian (Texas, 2011)  
 Video Coordinator: . . . . . Brandon Barak (Illinois, 2012)  
 Managers: . . . . . Jack Goodrum, Chase Casali,  
 . . . . . Preston Hausser, Jackson Kelley

## History

All-Time Record: . . . . . 2262-1727-33 (119 years)  
 All-Time Conference Record: . . . . . 652-900-10 (70 years)  
 Conference Titles: . . . . . 1973, 1974, 1980, 2007, 2011, 2013  
 Conference Tournament Titles: . . . . . 1973-74, 1980, 2007  
 NCAA Tournament App.: . . . . . 16 (1973-74, 1980, 2004, 2006-17)  
 NCAA Tournament Record: . . . . . 54-37  
 NCAA Tournament Super Regionals: . . . . . 7 (2004, 10-11, 13-15, 2017)  
 College World Series Appearances: . . . . . 3 (2011, 2014-15)  
 National Championships: . . . . . 1 (2014)

## Team Information

2017 Overall Record: . . . . . 36-25-1  
 . . . . . Home: 21-11-1 Away: 10-12 Neutral: 5-2  
 Southeastern Conference Record: . . . . . 15-13-1  
 . . . . . Home: 8-5-1 Away: 7-8  
 Conference Finish: . . . . . 3rd East/6th Overall  
 Postseason Play: . . . . . NCAA Corvallis Super Regional  
 Final Ranking: . . . . . 15 (CB) 15 (NCBWA) 16 (USA) 18 (BA) 19 (D1)  
 Lettermen Returning/Lost: . . . . . 18/12  
 Position Starters Returning/Lost: . . . . . 5/5  
 Pitchers Returning/Lost: . . . . . 8/6  
 Newcomers: . . . . . 16

## Road Headquarters

**March 2-4 Houston**  
 HYATT REGENCY HOUSTON  
 1200 Louisiana Street  
 Houston, Texas 77002  
 Phone: 713.654.1234

**April 19-21 Missouri**  
 HOLIDAY INN  
 2200 I-70 Dr. SW  
 Columbia, Mo. 65203  
 Phone: 573.203.8178

**March 7-11 Los Angeles**  
 OMNI LOS ANGELES HOTEL  
 251 S Olive St.  
 Los Angeles, Calif. 90012  
 Phone: 213.617.3300

**May 4-6 Auburn**  
 COURTYARD MARRIOTT  
 2420 West Pace Blvd.  
 Auburn, Ala. 36830  
 Phone: 334.502.0111

**March 16-18 Mississippi St.**  
 COURTYARD MARRIOTT  
 100 Mercantile St.  
 Starkville, Miss. 39759  
 Phone: 662.338.3116

**May 11-13 Tennessee**  
 HAMPTON INN & SUITES  
 11340 Campbell Lake Drive  
 Knoxville, Tenn. 37934  
 Phone: 865.966.0303

**March 30-April 1 Florida**  
 HILTON UNIVERSITY OF FLORIDA  
 1714 SW 34th Street  
 Gainesville, Fla. 32607  
 Phone: 352.371.3600

**May 22-27 - SEC Tourn.**  
 HYATT WYNFREY  
 1000 Riverchase Galleria  
 Birmingham, Ala. 35244  
 Phone: 205.987.1600

*Travel arrangements are subject to change*



# 2018 ROSTER



No.	Name	Pos.	B/T	HT	WT	CL/EXP.	Hometown (High School/Previous School)
2	Harrison Ray	IF	R/R	5-11	190	So./1L	Longwood, Fla. (Lake Brantley HS)
3	Cooper Davis	OF	L/R	5-10	185	Fr./HS	Mississauga, Ontario (St. Aloysius Gonzaga)
5	Philip Clarke	C	L/R	5-11	190	Fr./HS	Franklin, Tenn. (Christ Presbyterian Academy)
6	Justin Wilson	RHP/C	R/R	6-0	180	R-So./RS	Murfreesboro, Tenn. (Oakland HS/Vol State CC)
8	Alonzo Jones	OF	S/R	5-10	195	Jr./2L	Columbus, Ga. (Columbus HS)
9	Garrett Blaylock	IF	L/R	6-3	208	Fr./HS	Asheville, N.C. (T.C. Roberson HS)
10	Ethan Paul	IF	L/R	5-10	185	Jr./2L	Bellevue, Wash. (International School)
11	Paxton Stover	LHP	L/L	5-11	200	Sr./1L	Ridgely, Tenn. (Dyer County HS/Dyersburg State CC)
12	Connor Kaiser	IF	R/R	6-4	205	Jr./2L	Overland Park, Kan. (Blue Valley West HS)
13	Kiambu Fentress	OF	R/R	6-0	175	R-So./1L	Nashville, Tenn. (Ensworth School)
16	Austin Martin	IF	R/R	6-0	170	Fr./HS	Jacksonville, Fla. (Trinity Christian Academy)
17	Walker Grisanti	OF	L/R	5-10	195	Jr./2L	Collierville, Tenn. (Christian Brothers HS)
18	Pat DeMarco	OF	R/R	5-11	205	Fr./HS	Winder, Ga. (Winder Barrow HS)
19	Stephen Scott	OF/C	L/R	5-11	200	Jr./2L	Cary, N.C. (Cardinal Gibbons HS)
20	Ty Duvall	C	L/R	5-11	190	So./1L	Lebanon, Ohio (Lebanon HS)
22	Julian Infante	IF	R/R	6-3	215	Jr./2L	Miami, Fla. (Westminister Christian HS)
25	Michael Sandborn	LHP	L/L	6-1	190	So./1L	Tampa, Fla. (Jesuit HS)
27	Chandler Day	RHP	R/R	6-5	180	Jr./2L	Granville, Ohio (Watkins Memorial HS)
29	Patrick Raby	RHP	R/R	6-3	230	Jr./2L	Knoxville, Tenn. (Farragut HS)
31	Justin Willis	RHP	R/R	5-11	180	Fr./HS	West New York, N.J. (Memorial HS)
32	Hugh Fisher	LHP	R/L	6-5	185	Fr./HS	Eads, Tenn. (Briarcrest Christian HS)
33	Erik Kaiser	RHP	R/R	6-5	205	Fr./HS	Waterloo, Ill. (Waterloo HS)
34	Zach King	LHP	L/L	6-6	210	So./1L	Spring Hill, Tenn. (Spring Hill HS)
35	Jackson Gillis	LHP	R/L	6-3	220	So./1L	Wilmington, Mass. (Wilmington HS)
38	Jayson Gonzalez	INF	R/R	6-2	205	Fr./HS	Covina, Calif. (Bishop Amat HS)
39	Jake Eder	LHP	L/L	6-4	210	Fr./HS	Ft. Lauderdale, Fla. (Calvary Christian Academy)
40	Aaron Brown	RHP	R/R	6-4	205	Fr./HS	Mt. Juliet, Tenn. (Mt. Juliet HS)
42	Maddux Conger	RHP	R/R	6-3	200	Jr./2L	Stephenville, Texas (Stephenville HS)
43	Tyler Solomon	C	S/R	6-4	215	Fr./HS	Haymarket, Va. (Battlefield HS)
44	Mason Hickman	RHP	R/R	6-6	230	Fr./HS	Hendersonville, Tenn. (Pope John Paul II HS)
45	Reid Schaller	RHP	R/R	6-3	215	R-Fr./RS	Lebanon, Ind. (Lebanon HS)
49	AJ Franklin	LHP	L/L	6-2	180	R-So./1L	Lebanon, Tenn. (Wilson Central HS)
50	Tyler Brown	RHP	R/R	6-4	242	Fr./HS	Lewis Center, Ohio (Olentangy Orange HS)
51	JJ Bleday	OF	L/L	6-3	205	So./1L	Panama City Beach, Fla. (A. Crawford Mosley HS)
52	David Bates	RHP	R/R	6-5	215	Fr./HS	Franklin, Tenn. (Christ Presbyterian Academy)
66	Drake Fellows	RHP	L/R	6-5	210	So./1L	Plainfield, Ill. (Joliet Catholic Academy)

**Head Coach:** 4 Tim Corbin (Ohio Wesleyan, 1984) - 15th Season at Vanderbilt

**Associate Head Coach:** 26 Scott Brown (SUNY-Cortland, 1999)

**Assistant Coach:** 24 Mike Baxter (Vanderbilt, 2005)

**Volunteer Coach:** 1 David Macias (Vanderbilt, 2008)

**Athletic Trainer:** Tracy Campbell (James Madison, 2008)

**Strength & Conditioning Coach:** Chris Ham (Illinois, 2005)

**Director of Baseball Operations:** Brooks Webb (Birmingham Southern, 2011)

**Director of Player Development:** Alex Levitt (Vanderbilt, 2010)

**Video Coordinator:** Brandon Barak (Illinois, 2012)

**Equipment Manager:** John Mardirosian (Texas, 2011)

**Student Assistants:** Josh Ruchotzke & Casey Stangel

**Student Managers:** Jack Goodrum, Chase Casali, Preston Hausser & Jackson Kelley

## Pronunciation Chart

JJ Bleday	bleh-DAY
Kiambu Fentress	key-AHM-boo
Walker Grisanti	greh-sahn-TEE
Patrick Raby	ray-BEE
Reid Schaller	SHALL-er
Paxton Stover	stoe-VER

## Alphabetical Roster

David Bates 52	Ty Duvall 20	Julian Infante 22	Reid Schaller 45
Garrett Blaylock 9	Jake Eder 39	Alonzo Jones 8	Stephen Scott 19
JJ Bleday 51	Drake Fellows 66	Connor Kaiser 12	Tyler Solomon 43
Aaron Brown 40	Kiambu Fentress 13	Erik Kaiser 33	Paxton Stover 11
Tyler Brown 50	Hugh Fisher 32	Zach King 34	Justin Willis 31
Philip Clarke 5	AJ Franklin 49	Austin Martin 16	Justin Wilson 6
Maddux Conger 42	Jackson Gillis 35	Ethan Paul 10	
Cooper Davis 3	Jayson Gonzalez 99	Patrick Raby 29	
Chandler Day 27	Walker Grisanti 17	Harrison Ray 2	
Pat DeMarco 18	Mason Hickman 44	Michael Sandborn 25	



# HAWKINS FIELD

Hawkins Field serves as the home of the Vanderbilt Commodores and with recently completed facilities it stands as one of the top college baseball parks in the country. Now in its 16th season of existence, Hawkins Field greets fans with chairback seats close to the field of play with bleacher seating in the outfield. The revamped 30-foot Green Monster wall in left field promises unique opportunities for excitement and a first-rate field that prevents bad hops and promotes defensive gems from the infielders and outfielders alike.

With a brick and rod-iron fence design, Hawkins Field features a classic baseball park atmosphere coupled with a modern design that includes more than 2,200 chairback seats and a state-of-the-art press box. Still nestled alongside Vanderbilt Stadium and Memorial Gymnasium on the west end of campus, the ballpark was constructed as the Commodores' first baseball-only facility in school history. It was built near the exact location of McGugin Field, which served as Vanderbilt baseball's home field for 76 years and part-time football practice field.

A \$4.5 million project to add on to Hawkins Field was completed in the Spring of 2006. Phase Two saw the addition of over 475 new stadium seats along the baselines.

Phase Three included the construction of a two-story complex along the third baseline, including locker rooms, a weight room, coaches' offices and a Hall of Fame. It was completed at the end of the 2006 season and now houses the team. The team also has a new pitcher's area enclosed in the football stadium next door, as well as a new indoor batting cage inside Memorial Gym.

In 2009, permanent bleacher seating was added in the outfield from the right field foul pole to the Green Monster wall in left. In addition, 200 chairback seats were added on the first base side and a new trainer's room was created along with renovated dugouts.

The summer of 2012 saw the most dramatic change to the facility when the natural grass field was ripped up in favor of a synthetic surface. The AstroTurf surface is not a typical synthetic surface featuring multiple blade lengths and sand/rubber mixture on the infield and in the outfield. Center field features the world's largest Star V logo stitched into the turf. New in 2016, a turf mound replaces the previous dirt mound.

The complex is named for the Charles Hawkins Family. Charles Hawkins III, the stadium's namesake, was a long-time contributor to the Vanderbilt community, who graciously donated more than \$2 million to the stadium project. Sadly, he passed away on June 16, 2004, after his beloved Commodores ended one of their most successful seasons ever. A successful real estate developer, Hawkins played baseball and football for the Commodores from 1952-1954 and became the first Vanderbilt pitcher to earn All-Southeastern Conference honors. He was named to Vanderbilt's Athletic Hall of Fame in the fall of 2009. His father, Charles Hawkins II, lettered in both baseball and football at Vanderbilt in the mid-1920s.



Hawkins Field's latest enhancement reached its completion prior to the 2018 season in left field with work on the new building that will house the team's batting cages, weight room and new coach and staff offices. The exterior of the new building now serves as the left field wall and the new Monster.

The \$10 million project, expands Memorial Gym to just beyond the left field wall and moves the team's batting cages to a below-ground level of Memorial Gym that has been retrofitted for that purpose. In addition, the ground level and top floor of Memorial have been renovated and expanded to house a state-of-the-art classroom, cardio room, new and expanded weight room, recruiting area as well as coaches' and staff offices. The weight room, will be nearly twice the size of the former baseball weight room and also be used by the women's and men's basketball teams. There will also be a larger professional locker room to serve the many former Commodore players who return to train and mentor current players.



Former Commodore and major league All-Star David Price provided the capstone gift to the \$12 million project, giving a record \$2.5 million.

"I would not be where I am today, as a person or as a player, without the guidance, education and support I received from Coach Corbin and from Vanderbilt," Price said. "I am honored to be part of this project, which will support the current players and also provide a place that allows us all to come back to campus and stay in touch and involved with the program."





# HAWKINS FIELD RECORDS



## Vanderbilt Individual Game Highs

### Batting

At bats	9	Anthony Gomez vs. Louisville (5/11/10)
Runs scored	5	Brian Harris vs. Georgia (4/30/10)
Hits	5	Three times, last Alex Feinberg vs. Arkansas (3/29/08)
RBIs	7	Dominic de la Osa vs. Georgia (4/16/06)
		Karl Nonemaker vs. Kentucky (5/12/02)
Doubles	3	Twice, last Ethan Paul vs. Washington (6/4/16)
Triples	2	Tony Kemp vs. Siena (3/13/12)
Home runs	3	Aaron Westlake vs. Oregon State (6/11/11)
Total bases	12	Aaron Westlake vs. Oregon State (6/11/11)
Walks	3	39 times
Strikeouts	4	Five times, last Kyle Smith vs. UIC (2/27/16)
Sac hits	3	Riley Reynolds vs. UIC (3/6/09)
Sac flies	2	Five times, last Anthony Gomez vs. Troy (6/4/11)
Stolen bases	4	Jack Lupo vs. Monmouth (2/23/13)
Hit by pitch	2	40 times
Caught stealing	2	Four times, last Tony Kemp vs. Georgia Tech (6/3/13)
Runners LOB	10	Curt Casali vs. LSU (4/24/11)

### Fielding

Putouts	21	Shea Robin vs. Austin Peay (6/1/07)
Assists	11	Ryan Klosternan vs. East Tenn. State (2/18/03)
Errors	3	Three times, last Riley Reynolds vs. Evansville (3/20/12)
Passed balls	3	Three times, last Aaron Westlake vs. UIC (3/5/09)

### Pitching

Innings pitched	10.0	David Price vs. Ole Miss (3/16/07)
Strikeouts	17	David Price vs. Austin Peay (6/1/07)
		David Price vs. Arkansas (4/7/06)
Wild pitches	3	six times, last Tyler Ferguson vs. Santa Clara (2/14/15)
Hit batters	4	Twice, last Greg Moviell vs. Tennessee Tech (2/22/06)

## Vanderbilt Team Superlatives

### Batting

At bats	63	vs. Louisville (5/11/10)
Runs scored	21	Twice, last vs. Radford (6/1/15)
Hits	24	vs. Niagara (2/21/10)
RBIs	20	Twice, last vs. Radford (6/1/15)
Doubles	10	vs. Connecticut (3/1/02)
Triples	4	vs. Radford (6/1/15)
Home runs	4	vs. Mississippi State (4/26/09)
		vs. Tennessee Tech (4/25/07)
		vs. Western Kentucky (4/11/06)
Total bases	35	vs. Kentucky (5/12/02)
Walks	11	Four times, last vs. Georgia (4/29/16)
Strikeouts	19	vs. Ole Miss (4/10/15)
Sac hits	4	Twice, last vs. Georgia Tech (6/3/13)
Sac flies	5	vs. Vermont (3/1/09)
Stolen bases	8	vs. Southern Illinois (2/22/04)
Hit by pitch	6	Three times, last vs. Rhode Island (3/4/12)
Caught stealing	4	Twice, last vs. Georgia (3/23/12)
Runners LOB	17	vs. LSU (4/24/11)
Hit into DP	5	vs. Niagara (2/21/10)

### Fielding

Putouts	51	vs. Louisville (5/20/10)
Assists	22	vs. Louisville (5/20/10)
Errors	5	Three times, last vs. Evansville (3/20/12)
Passed balls	3	Three times, last vs. UIC (3/5/09)
DPs turned	3	16 times, last vs. Georgia (5/1/16)

### Pitching

Innings pitched	17.0	vs. Louisville (5/11/10)
Walks allowed	10	vs. Central Arkansas (2/20/13)
Strikeouts	22	Twice, last vs. Ole Miss (4/10/15)
Hits allowed	21	vs. Baylor (3/12/05)
Wild pitches	4	Three times, last vs. Iowa (3/1/08)
Hit batters	5	vs. Middle Tennessee State (3/26/08)

## Miscellaneous Records

Win-Loss All-Time	413-148-1 (.735)
Most Wins in a Season	34 (2007, 2013)
Most Losses in a Season	12 (2005, 2006, 2012)
Longest Win Streak	15 games (2/18-3/16/07)
Longest Losing Streak	Four Games (2/24-29/12)
Largest Attendance	3,700 (Three Times)
	Last time, vs. Tennessee (5/16/09)
Longest Game (Time)	5:33 vs. Louisville (5/11/10)
Shortest Game - 9 Innings (Time)	1:58 vs. Belmont (3/30/04)

Longest Game (Innings)	17.0 vs. Louisville (5/11/10)
Shortest Game (Innings)	5.0, twice, last vs. UT-Martin (2/23/16)
Most Combined Runs	33, South Carolina (20), Vanderbilt (13) (4/14/02)
Most Combined Hits	37, Vanderbilt (24), Niagara (13) (2/21/10)
Most Combined Errors	9, Belmont (5), Vanderbilt (4) (3/13/02)
Largest Margin of Victory	21 vs. Radford (VU 21, Radford 0) (6/1/15)
Largest Margin of Defeat	15 vs. Western Kentucky (WKU 17, VU 2) (3/16/10)

## Hawkins Field Facts

- ★ Officially dedicated April 27, 2002
- ★ Capacity (3,626) – 2,200 chairback seats; 1,426 bleacher seats
- ★ Since 2007 Vanderbilt is 305-89-1 (.773) at Hawkins Field.
- ★ There have been 110 total sellouts in the stadium's history.
- ★ Vanderbilt owns a .735 all-time winning percentage (413-148-1) at Hawkins Field.

## Yearly Records at Hawkins Field

2017	21-11-1	2008	22-9
2016	31-7	2007	34-4
2015	28-8	2006	23-12
2014	31-10	2005	23-12
2013	34-7	2004	28-5
2012	22-12	2003	19-10
2011	33-4	2002	15-20
2010	27-6	<b>Totals</b>	<b>413-148-1 (.735)</b>
2009	22-11		

## Hawkins Field Attendance Records

### Single Game

1. 3,700	Tennessee	May 16, 2009
	Tennessee	May 15, 2009
	Florida	April 4, 2009
4. 3,693	Arkansas	May 22, 2010
5. 3,645	Tennessee	April 29, 2011
6. 3,626	24 games - most recent listed	
	Florida	April 15, 2017
	Florida	April 14, 2017
	Auburn	May 21, 2016
	Kentucky	April 17, 2016
	Kentucky	April 16, 2016
	South Carolina	April 2, 2016

\* - NCAA Super Regional

### Three-Game Series

1. 10,878	Florida	May 7-9, 2015
	Stanford*	June 6-8, 2014
3. 10,661	Tennessee	March 27-29, 2015
4. 10,640	Kentucky	April 15-17, 2016
5. 10,636	South Carolina	March 31-April 2, 2016
6. 10,582	Mississippi State	March 18-20, 2016
7. 10,528	Georgia	April 29-May 1, 2016
8. 10,400	Florida	April 13-15, 2017
9. 10,338	Tennessee	May 14-16, 2009
10. 10,277	Ole Miss	April 9-11, 2015

^ - NCAA Regional \* - NCAA Super Regional



# 2018 SEASON PREVIEW

The Commodores enter the 2018 season boasting the Southeastern Conference's longest consecutive streak of NCAA Regionals with 12 straight.

During that stretch, the Dores lead the league in a number of categories including overall wins (540) and SEC wins (215) while making six NCAA Super Regionals and three College World Series appearances.

Vanderbilt begins the season ranked inside the Top 10 nationally for the eighth straight year in a pair of polls and welcomes the nation's top-ranked recruiting class. Alongside 16 freshmen, the Vandy Boys also return 2018 preseason All-Americans Julian Infante and Patrick Raby -- who headline a steady pitching staff.

Under the direction of 16th-year head coach Tim Corbin, the Dores seek their fifth NCAA Super Regional appearance in six years and return to the College World Series for the first time since 2015. Corbin also enters the season just 10 victories shy of becoming the program's all-time wins leader and currently sits at 646 victories.

The Dores hope to replace a trio of .300-plus hitters from a season ago in Will Toffey, Jeren Kendall and Jason Delay. Beyond Infante, the offense welcomes back juniors Ethan Paul and Connor Kaiser.

On the mound, Raby is joined by Drake Fellows and Chandler Day, who each made 13-plus starts and boasted sub-3.80 ERAs.

The Commodores play arguably their toughest schedule in recent memory. The slate includes a combined 22 games against preseason top-25 opponents including non-conference matchups against preseason No. 7 TCU, No. 11 UCLA, No. 15 Louisville, No. 24 Houston and No. 25 Duke.

Vanderbilt opens the season with 10-straight games at home, beginning with a three-game series vs. Duke. The early season schedule features a World Series feel as the Dores play three games at Minute Maid Park (March 2-4) before a West Coast


visit is capped by a matchup against TCU at Dodger Stadium.

The 56-game schedule features matchups against 14 different conferences including the American Athletic, American East, Atlantic Coast, Atlantic Sun, Big 12, Big South, Big West, Conference USA, Missouri Valley, Ohio Valley, Pac-12, Southeastern, Southland and Sun Belt.

In total, the team returns 18 letterwinners and five positional starters to a team that has finished third in the SEC East each of the last two seasons.

## PITCHING

Vanderbilt's pitching has led the way in the Corbin era with at least one first round pick in the weekend rotation over the last 15 seasons.



Patrick Raby

Despite losing six pitchers, including fifth-overall pick Kyle Wright, the 2018 staff has a steady mix of veteran presence and youth.

"(Patrick) Raby has been a winning pitcher ever since he got to Vanderbilt and will certainly be looked upon to help lead a staff," head coach Tim Corbin said. "(Maddux) Conger and (Chandler) Day have starting experience and could fit in those roles again. (Zach) King, (Drake) Fellows and (Jackson) Gillis are three sophomores who gained a lot of experience toward the

end of last year. King was our most used freshman, while Fellows and Gillis really performed well down the stretch."

Raby enters his junior season ranked the No. 34 prospect in the Southeastern Conference for the 2018 MLB Draft by D1Baseball.com after going 10-4 with a 2.73 ERA a season ago. The right-hander led the Dores with 105.1 innings pitched across 16 starts.



Maddux Conger



# 2018 SEASON PREVIEW



Raby set new career highs during 2017, tossing his first complete game against Georgia on April 21. On March 12, he posted a dominant performance against St. Mary's, striking out 11 hitters.

It marked the second-straight season in which Raby served as an important piece of the Does' staff. As a freshman in 2016, the Knoxville, Tenn., native went 7-1 with a 2.61 ERA in 15 games, including 10 starts en route to Freshman All-America status.

Outside of Raby, Conger and Day are expected to be back in the mix as starters this season. Day enters his junior campaign as D1Baseball.com's No. 41 prospect in the SEC for the 2018 draft after strong production a season ago.

Day turned in a 7-2 record alongside a 3.78 ERA in 13 appearances and 12 starts. The then-sophomore fanned 53 hitters in 52.1 innings. The Granville, Ohio, native struck out 10 UT Martin hitters on April 4 just a week after tossing a complete game, one-hitter vs. Lipscomb.

Meanwhile, Conger, who was used in three starts a season ago, garnered a 2-1 record and 4.96 ERA in 15 appearances (32.2 innings). As a sophomore, the Stephenville, Texas, native struck out a career-high six batters against Evansville on Feb. 22.



**Drake Fellows**

King is coming off an equally impactful freshman season, leading the charge out of the bullpen. The Spring Hill, Tenn., native posted a team-high 25 appearances and team-low 2.56 ERA in 38.2 innings. Opponents hit just .174 and were allowed only eight extra-base hits. King fanned a season-high five hitters in 5.1 innings of work against Missouri on May 7.

King, who ranked as the SEC's No. 16 prospect for 2019 by D1Baseball.com, is joined by high-profile righty Drake Fellows who cracked the list at No. 15.

Fellows turned heads in 2017, boasting a 3-3 record and 3.30 ERA in 62.2 innings. As a freshman, the Plainfield, Ill., native made 16 appearances, including 10 starts and a 68-17 strikeout-to-walk ratio. Fellows permitted no more than three walks in a game and struck out a season-high 10 hitters against Alabama on May 20. He earned a start in the Clemson Regional, permitting just two runs on six hits with seven strikeouts across 6.2 innings against the host Tigers.

Southpaw Jackson Gillis ranks as Vandy's highest prospect for the 2019 draft -- coming in at No. 9 -- entering his sophomore campaign. The Wilmington, Mass., product made 16 relief appearances, spanning 15 innings, limiting opponents to a .173 average alongside a 3.60 ERA.

Left-hander Jake Eder is among eight freshmen who enter the 2018 season trying to find where their role will come. Eder is tabbed as the No. 16 prospect for the 2020 draft by D1Baseball.com and chose Vandy after being taken in the 34th round by the New York Mets.

Joining Eder are freshmen David Bates, Aaron Brown, Tyler Brown, Hugh Fisher, Mason Hickman, Erik Kaiser, Justin Willis and Reid

Schaller (redshirt freshman).

The young core will have senior Tyler Stover as a reliable resource for guidance. The former transfer from Mississippi State and Dyersburg Community College recorded 15 appearances a season ago, limiting opponents to a .229 average.

With the loss of several pieces offensively, the Does turn to their pitching staff to provide consistency on the mound. Under sixth-year associate head coach -- and pitching coach -- Scott Brown, the unit expects to be up to the task. In five years under Brown, Vandy leads the nation with a combined 2,996 strikeouts.

## CATCHING

Behind the dish, Vanderbilt looks to replace standout Jason Delay, who became the highest selected Does' catcher since 1980 when he was selected in the fourth round by the Pirates.

In his absence, a trio of catchers look to fight for the starting job, led by sophomore Ty Duvall. The Lebanon, Ohio, native impressed at -- and behind -- the plate in limited action a season ago. Duvall appeared in 17 games, hitting .375 (9-for-24) while driving in six runs alongside 12 total bases. Duvall also made four starts and registered 63 putouts and three assists to just one error.

"Tyler is a hard working kid who is passionate about what he is doing. He is a student of the game and takes a very serious approach with the pitchers," head coach Tim Corbin said. "Stephen Scott has bounced back and forth from outfield to catcher and has played well behind the plate in early scrimmages. Philip Clarke is another hard working athlete who inserted himself with confidence as a freshman. All three players will help us at some point."

Scott also spent 38 games between designated hitter and the outfield a season ago, but is also in the mix for the starting job. Scott hit .227 with 11 RBIs a year ago. The Cary, N.C., native has shown his ability, offensively, being named 2016 Rookie of the Year in the New England Collegiate Baseball League, but has yet to be tested behind the plate.

The third candidate for the job, Clarke, comes to Vandy following a decorated high school career at Presbyterian Academy in Franklin, Tenn. The four-year letterwinner helped lead the Lions to a runner-up finish in the state tournament. As a junior, Clarke was named a Perfect Game All-American while Presbyterian finished state runners-up. As a senior, he was tabbed The Tennessee Class AA Mr. Baseball, while also serving as team captain.



**Ty Duvall**

## INFIELD

The Commodores' infield returns three of four impact players in Julian Infante, Ethan Paul and Connor Kaiser. The unit will be in search of a starter at the hot corner following the draft of standout Will Toffey. Toffey started 56 games a season ago and paced the



# 2018 SEASON PREVIEW

Commodores' offense in average (.354), runs (55) and walks (48).

Arguably the biggest offensive piece back for the Dores will be Infante, who was tabbed a preseason All-American entering 2018 after leading Vandy with 66 RBIs behind a .315 average a year ago.

The first baseman was lethal at the plate, producing the program's first seven-RBI game since 2006 when he did so against Missouri. In the performance, Infante matched a Hawkins Field record with three doubles. The Miami, Fla., native also produced a career high four hits and as many runs against Belmont on March 22. The junior has played in 88 games for his career, including making 84 starts, while hitting .301 including a .524 slugging percentage.



Julian Infante

Expected to join Infante on the infield at second base is junior Ethan Paul. The Bellevue, Wash., native started 52 games and appeared in 53 total during 2017, hitting .251 and finishing third on the team with 15 doubles. Paul, who could also see time at shortstop, swiped five bases on the year, including a pair against Clemson in regional action on June 5.

Paul showcased his versatility during a breakout 2016 freshman campaign that saw the newcomer play multiple positions and post a career-high four RBIs against Louisville on May 10. Paul hit .305 in 54 games that season while contributing 31 RBIs.

Meanwhile, Connor Kaiser will be back for the Dores at shortstop, and will be looking to rebound from a struggling sophomore campaign one year after a steady freshman campaign.

Kaiser hit just .222 in 62 games, totaling seven doubles and 18 RBIs. Through the ups and downs, the Overland Park, Kan. native showed signs of what could be, recording three hits on multiple occasions and scoring three runs against Alabama on March 19.

"Infante, Paul and Kaiser have seen a lot of playing time since they began here as freshmen," head coach Tim Corbin said. "Ethan and Connor are very good defensive players who take care of the baseball at a high level and will makeup the middle of the field. Both have been very consistent players and personalities for us and they will be asked to provide daily leadership. Julian is a very invested young man. He has improved his defensive skills over the last two years at first base and also developed strong leadership qualities."

With the depth of the group, it is likely to be a true freshman who rounds out the infield at third base. Jayson Gonzalez has shown his power and ability defensively leading into the season. The Covina, Calif., product helped lead Bishop Amat High School to a national championship a season ago and was named All-American and All-State on top of numerous other honors.

Also in the mix is Garrett Blaylock, Austin Martin and sophomore Harrison Ray. Ray is the only player from the group with collegiate experience, making 32 appearances including 17 starts a season ago. As a freshman, he hit .244 (19 for 78) while driving in 12 runs.

Blaylock and Martin also enter the season following standout high school careers.

## OUTFIELD

With the absence of first-round selection Jeren Kendall and four-year standout, Ro Coleman, the Vanderbilt outfield is expected to have a much different look in 2018.

The Commodores return sophomore JJ Bleday, who spent time in right field a season ago. The Panama City Beach, Fla., native is expected to man the position again after playing 51 games and hitting .256 a year ago.

Bleday made 48 starts and was a key contributor in Vandy's success in the Clemson Regional, scoring twice and recording a season-high three hits against the Tigers on June 5.

In center field, the Dores have eyed a variety of options including freshman Pat DeMarco, who was a Perfect Game Southeast Region All High School as a senior.

Utility player Ray Harrison, who could play the middle infield or in left field, is also a candidate for center. Harrison spent limited time in right field last season.

Meanwhile, Alonzo Jones transitioned into an outfield role last fall and continued to earn time there during the spring. The former



JJ Bleday

freshman All-American is looking to regain his step after earning just 25 starts and hitting .221 a season ago. The Columbus, Ga., native is the favorite to start in left field.

"Although JJ Bleday is a sophomore, he might be the most experienced outfielder we have in the group," head coach Tim Corbin said. "He has mature offensive abilities and has progressed as a defensive player over the last year. Both (Walker) Grisanti and (Stephen) Scott have played at certain points of their time here and both bring corner outfield skills and left-handed offensive punch. Alonzo Jones is making the transition from

infield to outfield and has settled in very well. His speed to the ball is very impressive and he may possess the most accurate throwing arm that we have."

## DESIGNATED HITTER

Designated hitter will be up for grabs heading into the season.

Among returners who contributed at the position last year include Stephen Scott and Harrison Ray. Scott batted .227 a season ago and slugged .311 while Ray hit .244 and slugged .333.

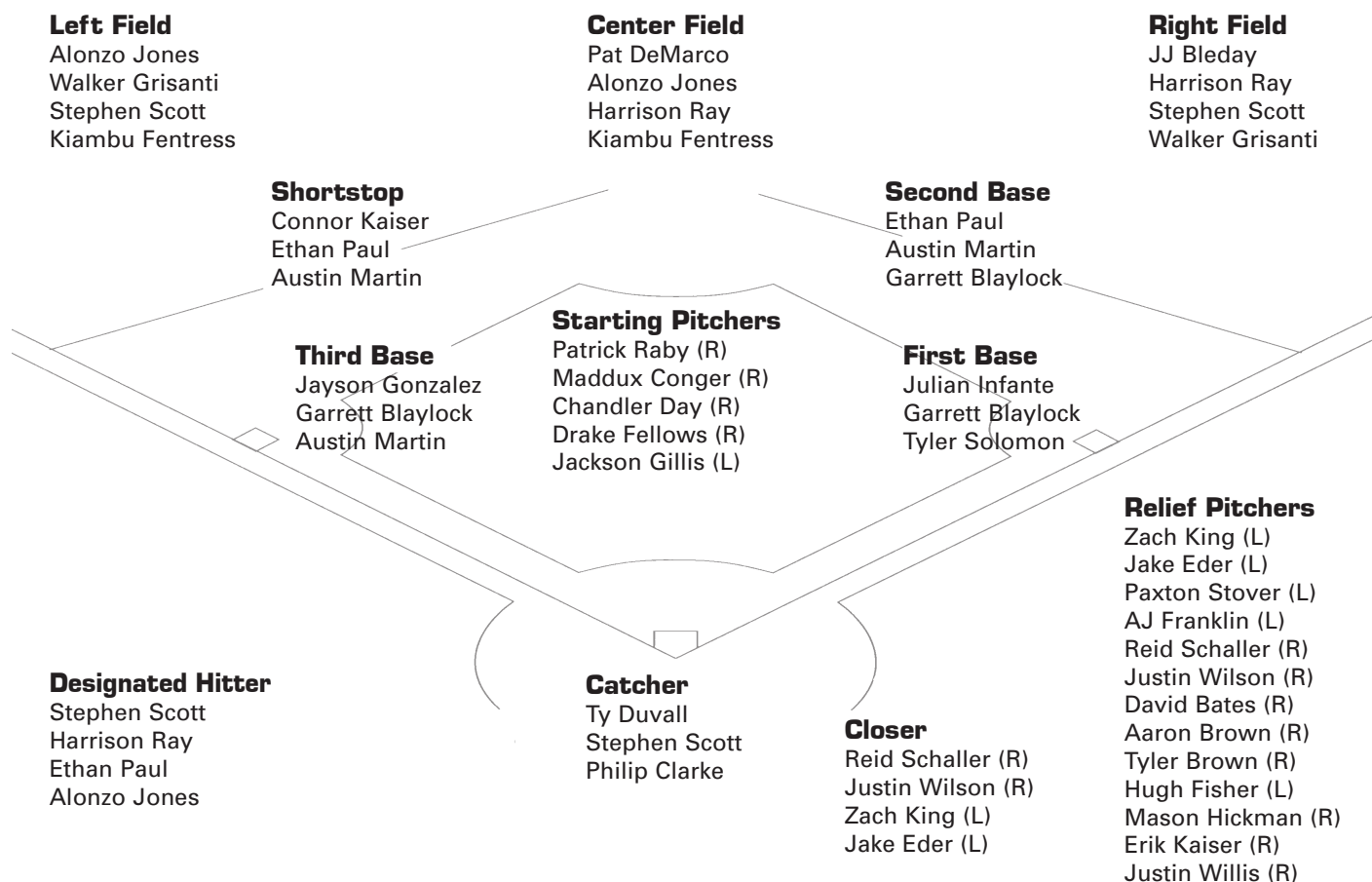
"Much like years past, this spot will be ever changing for a while," head coach Tim Corbin said. "We have several kids with various offensive skill sets, so I would imagine the opponent will have something to do with how we identify this spot in the lineup."



# PRESEASON DEPTH CHART



## 2018 Preseason Commodore Depth Chart



### Roster Breakdown by State (16 total)


<b>California (1)</b> Jayson Gonzalez	<b>Massachusetts (1)</b> Jackson Gillis	Philip Clarke
<b>Florida (6)</b> JJ Bleday Jake Eder Julian Infante Austin Martin Harrison Ray Michael Sandborn	<b>New Jersey (1)</b> Justin Willis	Kiambu Fentress
<b>Georgia (1)</b> Alonzo Jones	<b>New York (1)</b> Pat DeMarco	Hugh Fisher
<b>Illinois (2)</b> Drake Fellows Erik Kaiser	<b>North Carolina (2)</b> Garrett Blaylock Stephen Scott	AJ Franklin
<b>Indiana (1)</b> Reid Schaller	<b>Ohio (3)</b> Tyler Brown	Walker Grisanti
<b>Kansas (1)</b> Connor Kaiser	<b>Ontario, Canada (1)</b> Cooper Davis	Mason Hickman
	<b>Tennessee (12)</b> David Bates Aaron Brown	Zach King
		Patrick Raby
		Paxton Stover
		Justin Wilson
		<b>Texas (1)</b> Maddux Conger
		<b>Virginia (1)</b> Tyler Solomon
		<b>Washington (1)</b> Ethan Paul

### Roster Breakdown by Class

<b>Seniors (1)</b> Paxton Stover	Kiambu Fentress	Jake Eder
<b>Juniors (9)</b> Stephen Scott Patrick Raby Ethan Paul Connor Kaiser Alonzo Jones Julian Infante Walker Grisanti Chandler Day Maddux Conger	Michael Sanborn Harrison Ray Zach King Jackson Gillis Drake Fellows Ty Duvall JJ Bleday	Hugh Fisher Jayson Gonzalez Mason Hickman Erik Kaiser Austin Martin Tyler Solomon Reid Schaller Justin Willis
<b>Sophomores (10)</b> Justin Wilson AJ Franklin	<b>Freshmen (16)</b> David Bates Garrett Blaylock Aaron Brown Tyler Brown Philip Clarke Cooper Davis Pat DeMarco	



# HEAD COACH TIM CORBIN



## 4 Tim Corbin - Head Coach

Head Coach Tim Corbin begins his 16th season at the helm of the Vanderbilt baseball program. During his tenure Corbin has turned the Commodores into a national power and taken the program to unprecedented success leading Vanderbilt to the top of college baseball in 2014 with the school's first-ever men's national championship.

Corbin's overall record of 646-315-1 (.672) is second all-time in terms of wins at Vanderbilt, and first in terms of winning percentage for coaches with 100 games or more. In his career as a head coach Corbin is 752-453-1 (.624). Corbin's efforts have paid off in the win column and across the board as D1Baseball.com tabbed Vanderbilt the top program in the nation in 2015 and second in 2017.

Over the last four seasons, the Dores have secured a pair of trips to the College World Series championship while running their streak to 12 consecutive NCAA Tournament berths -- the longest active streak in the Southeastern Conference.

Under the direction of Corbin, the 2017 squad captured the program's fourth NCAA Regional title in five years, running off three victories in four days including an 8-0 statement victory to capture the event against host Clemson.

Following the season, Baseball America tabbed juniors Kyle Wright and Jeren Kendall All-Americans. Four days later, the duo were selected in the first round of the MLB Draft with the fifth pick and 23rd selection, respectively. In total, 15 Commodores have been selected in the first round since Corbin arrived to campus in 2003, including seven in the past four years. Meanwhile, fresh off a phenomenal sophomore campaign, starting pitcher Patrick Raby became the 17th Commodore overall to play for USA Baseball's Collegiate National Team, not including Corbin, who coached the 2006 team to a 28-2-1 mark while winning the gold medal at the World University Championship in Cuba.

A young roster helped lead the 2016 Vanderbilt squad to a successful season that saw the Commodores and Hawkins Field host NCAA Regionals for the fifth time in six seasons before finishing the year 43-19. The season came to an abrupt end in the NCAA Nashville Regional following the tragic death of freshman Donny Everett the night before the tournament began.

The Commodores were led by third team All-Americans Jeren Kendall and Bryan Reynolds, who combined to drive in 116 runs, score 122 runs and hit 22 home runs -- led by Reynolds' 13 homers. Three Vandy freshmen earned Freshman All-American status with Alonzo Jones, Ethan Paul and Patrick Raby all earning the honor. Fellow freshman Connor Kaiser picked up Freshman All-SEC honors along with Paul.

Jordan Sheffield led the way for the Dores' pitching staff going 8-6 with a 3.01 ERA and 113 strikeouts over 101.2 innings en route to becoming the 13th first round pick under Corbin and 10th Vanderbilt pitcher to hear his name in the first round when the Los Angeles Dodgers tabbed him with the 36th overall pick. Fellow pitcher Ben Bowden followed quickly in the second round to the Colorado Rockies before Reynolds was selected later in the second round by San Francisco to give the Commodores three selections in the first two rounds of the MLB Draft. John Kili-chowski, Jason Delay and Will Toffey were all selected to give Vanderbilt six players selected in the draft, marking the 10 straight years that at least five Commodores have been selected in the draft.

The 2015 Commodores marched back to the College World Series for the second straight year to give the program its first-ever consecutive trips to Omaha finishing as the national runner-up, losing in three games to Virginia in a rematch of the 2014 CWS championship series. Vanderbilt finished the season 51-21 for the second consecutive year making it the only program in the nation with three straight 50-win seasons.

The Dores rallied to win nine straight games, the team's longest winning streak of the season, in the NCAA Tournament to reach the CWS finals sweeping through the Nashville NCAA Regional in dominant fashion before toppling national seed Illinois on the road to reach Vanderbilt's third trip to the College World Series. VU rolled through the Regional with wins over Lipscomb, Indiana and Radford. The 21-0 victory over Radford shattered the school record for margin of victory in the NCAA Tournament and matched the NCAA mark. The Commodores continued the roll in Illinois with a pair of dominating wins over the Illini to win the school's first-ever road Super Regional. Back in Omaha for the third time in five years, the Commodores rolled through their half of the bracket with a come-from-behind victory over Cal State Fullerton and two wins over TCU. The Dores provided plenty of drama in the win over the Titans, winning on Jeren Kendall's walk-off home run in the bottom of the ninth inning for a 4-3 victory in the resumption of a suspended game. Vandy won its third straight game at TD Ameritrade Park via the home run in the team's first game against TCU with Zander Wiel's seventh inning solo homer scoring the only run of the game. VU breezed into the championship series with a 7-1 victory in the rematch against the Horned Frogs three days later. Vanderbilt claimed the opening game against Virginia 5-1 behind a dominant Carson Fulmer start that saw the right-hander turn in 7.2 scoreless innings in his final start as a Commodore.

Dansby Swanson and Carson Fulmer led the team in their final season in Black & Gold earning

## THE CORBIN FILE

16th SEASON AT VANDERBILT

### Tim Carter Corbin

#### Born

August 5, 1961 at Wolfeboro, N.H.

#### Hometown

Wolfeboro, N.H.

#### Family

Maggie (wife), daughters Molly and Hannah

#### Education

##### College

Ohio Wesleyan

##### Degrees

Master of Arts in Athletic Administration, 1986

Bachelor of Arts in Physical Education, 1984

##### High School

Kimball Union Academy, 1980  
Kingswood Regional HS, 1979

#### Playing Experience

Ohio Wesleyan, 1981-84  
(Four-year letterman as an infielder and catcher)

#### Coaching Experience

Vanderbilt Head Coach

2003-Present

Clemson Associate Head Coach  
2001-02

Clemson Assistant Head Coach  
1998-2001

Clemson Assistant Coach  
1994-98

Presbyterian College Head Coach  
1988-93

Wofford Assistant Coach  
1987

Ohio State Graduate Asst. Coach  
1985-86



# HEAD COACH TIM CORBIN



first team All-American honors with Swanson picking up National Player of the Year honors from D1Baseball.com and Perfect Game. Fulmer was named National Pitcher of the Year with Swanson earning the Brooks Wallace Award as the nation's top shortstop. The duo also became the second pair of Vanderbilt teammates and the fourth in the history of the Golden Spikes to be finalists in the same year joining David Price and Pedro Alvarez from 2007. Corbin has coached three different pairs of teammates to be finalists for the Golden Spikes with the four Vanderbilt players joining Clemson's Khalil Green and Jeff Baker. Fulmer became the third Vanderbilt pitcher to pick up SEC Pitcher of the Year honors after becoming just the fourth pitcher in the league's history to win the pitching triple crown, leading the nation's premier league in wins, ERA and strikeouts. Freshmen Will Toffey, Jeren Kendall and Kyle Wright were consensus Freshman All-Americans.

Three Commodores were selected in the first round of the MLB Draft, another program first, with Swanson, Fulmer and Walker Buehler all joining a growing group of Vanderbilt first round picks to bring the total to 14 overall, 12 in the Corbin era. Swanson became the second Commodore to hear his name called first with the Arizona Diamondbacks taking him No. 1 overall. Vanderbilt is one of two colleges to have multiple top picks with David Price and Swanson. Fulmer was taken eighth overall by the Chicago White Sox and Buehler 24th overall by the Los Angeles Dodgers. Fulmer and Buehler became the eighth and ninth VU pitchers under Corbin to be selected in the first round joining Jeremy Sowers (6th overall, Cleveland 2004), David Price (1st overall, Tampa Bay 2007), Casey Weathers (8th overall, Colorado 2007), Mike Minor (7th overall, Atlanta 2009), Sonny Gray (18th overall, Oakland 2011), Grayson Garvin (59th overall, Tampa Bay 2011) and Tyler Beede (14th overall, San Francisco). In Corbin's program since 2003, an astounding 48 pitchers have been selected in the MLB Draft. Five more Dores heard their name called during the draft for a total of eight in 2014; the most since a school and SEC record 12 were selected in 2011.

Vanderbilt finished off the school's second-ever national championship with a dramatic 3-2 victory over Virginia in the finals of the College World Series to cap a 51-21 season in 2014. The 51-win season marked the third time



in the last four seasons Corbin had led the Dores to at least 50 wins as the Vandy skipper was named the consensus National Coach of the Year. Corbin's Commodores rose to the occasion in the postseason sweeping through the Nashville Regional with wins over Xavier and Oregon before taking down Stanford in three games of the Super Regional to advance to Vanderbilt's second College World Series in school history. Hawkins Field hosted NCAA Regionals and Super Regionals for the third time in four years. Once in Omaha, Corbin continued to push the Commodores with wins over rival Louisville in the first round and comeback win over UC Irvine. VU reached the championship series with a dramatic, walk-off win over Texas on Tyler Campbell's bases loaded, infield single. The team sealed the national title in the third game thanks to an eighth inning, solo homer from John Norwood and clutch pitching from Adam Ravenelle over the final two frames. The final victory in Omaha gave the Dores a 10-3 record in the NCAA Tournament.

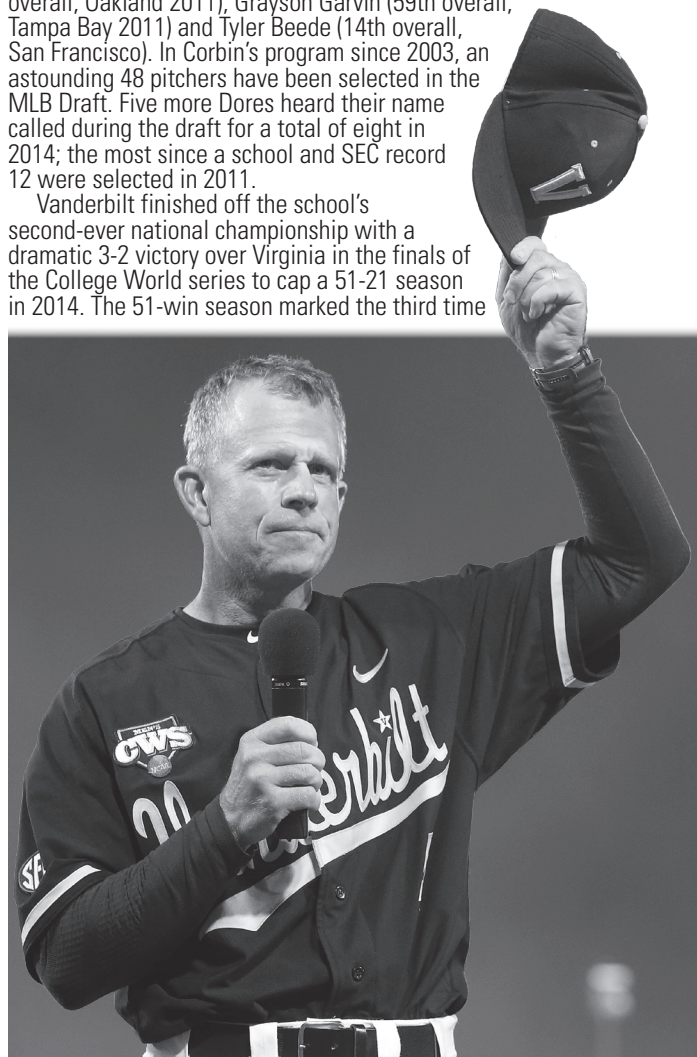
Corbin reached two more milestones during the regular season with his 500th victory at Vanderbilt, a 5-1 victory at Missouri on May 3, 2014, and his 600th career victory with a win at Arkansas on April 19, 2014.

Vanderbilt's middle infield of Dansby Swanson and Vince Conde led the way much of the season with the duo earning first team All-SEC honors. Both garnered All-American honors along with freshmen Bryan Reynolds and Hayden Stone, who picked up Freshman All-American status. Carson Fulmer was picked as a second team All-SEC and All-Defense team member by the league's coaches. Over the summer the Dores pulled off another program first with four players – Dansby Swanson, Carson Fulmer, Bryan Reynolds & Walker Buehler – suiting up for USA Baseball's Collegiate National Team, matching the Collegiate National Team's record for players from one school.

Tyler Beede became the ninth player under Corbin to be drafted in the first round of the MLB Draft in June when the San Francisco Giants picked Beede with the 14th overall selection.

For the second time in his career Corbin was named the SEC Coach of the Year by the league's coaches after the Commodores posted one of the best seasons in school history in 2013. The Commodores matched the school record with a 54-12 mark and smashed the Southeastern Conference record, finishing the conference slate an amazing 26-3. Vanderbilt won every series during the regular season, including nine series sweeps. The squad outscored opponents by an average of 8.2-3.9 runs per game with the pitching staff turning in a sub 3.00 ERA for the second time in three seasons. Five Commodores earned All-American honors led by first team All-Americans Tony Kemp and Tyler Beede. Kemp became just the second Commodore in history to be named SEC Player of the Year and just the third in league history to win both Freshman of the Year and Player of the Year awards in his career. Over the summer, Beede pitched for Team USA to become the 12th Vanderbilt player to don the Stars & Stripes.

The Commodores' SEC regular season championship was the team's second in three years and third under Corbin. For the fourth time in five years the Dores played in the SEC Championship game and made their eighth straight appearance in the NCAA Tournament hosting Regionals for the third time in school history and Super Regionals for the second time.





# HEAD COACH TIM CORBIN



**The Corbin Family - Hannah, Maggie, Tim and Molly**

The 2012 Vanderbilt Commodores overcame a slow start to the season to post the team's seventh straight trip to the postseason. The Dores finished the season as one of the hottest teams in the nation winning four of the last four SEC series of the regular season, including series victories over No. 3 Kentucky and at No. 4 LSU. Vanderbilt rolled into the SEC Tournament having won 12 of the last 15 regular season games. Corbin guided the Commodores to the championship game for the sixth time in nine trips, losing to a red-hot Mississippi State team in the final. Vanderbilt made the NCAA Tournament with a trip to the Raleigh Regional finishing runner-up to host NC State to end the season 35-28.

For the second consecutive season (2011-12) the Commodores' freshman class was tabbed as the nation's best by Baseball America, becoming the first school in the poll's 13-year history to post back-to-back top classes. Vanderbilt's 2012 freshman class was the unanimous top class, also picking up the honor from Collegiate Baseball. Since Corbin's arrival in 2003, Vanderbilt has earned three top-ranked recruiting classes (2005) and is the only school in the nation to have more than two top classes.

In 2012, one of Corbin's prize pupils, David Price, was named the American League Cy Young Award winner. Price was the top overall pick by Tampa Bay in 2007 after a stellar career at Vanderbilt. The southpaw went 20-5 with a 2.56 ERA and 205 strikeouts over 211 innings for the Rays to become the first Commodore to win the Cy Young.

The Commodores' magical run to Omaha saw several school records equaled or passed. VU won 54 games to match the school record set in 2007 and set the SEC record with 12 players selected in the Major League Baseball draft. Hawkins Field hosted the NCAA Regional round for just the second time in history and Super Regionals for the first time with the Dores sweeping through both rounds en route to the College World Series. Individual awards supplemented the team's success with Grayson Garvin earning SEC Pitcher of the Year and Tony Kemp picking up SEC Freshman of the Year honors. Garvin became the second VU pitcher to earn the prestigious league award joining David Price, while Kemp is the second Commodore to be named the league's freshman of the year along with Pedro Alvarez. All four awards have come under Corbin's watch. Sonny Gray, Jason Esposito, Aaron Westlake and Garvin all garnered All-American honors with Kevin Ziomke, T.J. Pecoraro, Conrad Gregor and Kemp being named Freshmen All-American.

The 2010 Commodores racked up the second-most wins in school history finishing the year with a 46-20 mark, eventually falling at Florida State in the third game of the Super Regional. In order to get to Florida State the team advanced out of the Louisville regional, a place that saw the Dores' 2009 season end. During the regular season, Corbin led the Commodores to a 16-12 mark, good enough for third in the Southeastern Conference East division behind Florida and eventual national champion South Carolina.

In 2009, Corbin took a young squad with seven new offensive starters and molded them into a team that finished with a 37-27

record and runner-up finishes in the SEC tournament and the NCAA Louisville Regional. The 2009 draft saw six Commodores selected, highlighted by junior pitcher Mike Minor's selection with the seventh overall pick by the Atlanta Braves. His selection marked the fifth time in the last three seasons a Vanderbilt player has been picked in the first round.

In 2008, Corbin guided the Commodores to their second straight 40-win season (41-22) and third consecutive appearance in the NCAA tournament. The Commodores battled through the first half of the season without the services of Preseason Player of the Year Pedro Alvarez and managed to record road sweeps over Mississippi State and Tennessee for the first time in school history.

The 2008 draft saw eight Commodores selected, highlighted by Pedro Alvarez who was taken with the second overall pick by the Pittsburgh Pirates. Vanderbilt became the first school in draft history to have the first overall pick (David Price in 2007) and second overall pick in consecutive drafts.

In 2007, Corbin guided the Commodores to their best season ever, finishing with a school record 54 wins. The team also achieved a No. 1 national ranking for the first time in school history and held that honor for 13-of-15 weeks during the regular season.

The Vanderbilt baseball team also swept through the SEC, winning both the regular season and tournament crown for the first time ever and it marked the first time an SEC team had done it since 1996. The team lost only one conference series the entire season against SEC West Division winner Arkansas in Fayetteville and avenged the series loss by defeating the Razorbacks in the SEC tournament title game.

The conference recognized Corbin for the work he had done, naming him SEC Coach of the Year. Corbin also picked up Co-National Coach of the Year honors from College Baseball Insider and regional Coach of the Year honors by the American Baseball Coaches Association.

The Commodores hosted their first-ever NCAA regional as the No. 1 National Seed and arrived as a power in college baseball. Corbin's success and methods of running the Vanderbilt program has earned him respect among the college and international baseball communities. In the summer of 2006 he managed the USA Baseball National Team to a 28-2-1 record that culminated with a gold medal finish at the FISU (International University Sports Federation) World University Championship in Havana, Cuba. The .919 winning percentage set a new national team high and it garnered special recognition by the United States Olympic Committee.

In 2006, he led a youthful Commodore squad to a 38-27 record and sixth-place finish in the rugged Southeastern Conference. The team was the youngest team in the league, with seven everyday starters being freshmen or sophomores. For the second time in three seasons, Corbin guided the team to the SEC Tournament Championship game and the young squad also gained valuable NCAA experience after advancing to the championship round of the Atlanta Regional. The 2006 team posted impressive series wins over College World Series participant Georgia, Super Regional participants South Carolina and Ole Miss, and took series on the road against Florida and LSU. The team handed LSU its worst conference loss at home in school history in the process.





# HEAD COACH TIM CORBIN



In 2005, Corbin directed the squad to its second consecutive 30-win season, an achievement that had not been done in over 15 years. The campaign was highlighted with series wins over Alabama, Mississippi, South Carolina and College World Series participant Tennessee.

In 2004, Corbin not only directed the Commodores to their first NCAA Tournament appearance in 24 years, he guided them to their first-ever Super Regional as they swept through the Charlottesville Regional with victories over George Mason, Princeton and host Virginia. In the Super Regional, they fell to the eventual national runner-up, Texas, but still carved out a piece of history as the first team in NCAA baseball history to make it that far one year after having finished with a sub-.500 record. Along the way Vanderbilt racked up 45 wins, was the only team to rank among the SEC's top five in earned run average (first), batting average (fourth) and fielding percentage (first) and finished with a .703 winning percentage, which was third-best in the highly competitive conference, which sent nine schools to the NCAA Tournament. The Commodores' school-record .978 fielding percentage was second in the nation, and their 30 error-free games were 11 more than the previous season.

His first Vanderbilt team in 2003 finished 27-28 overall and 14-16 in the SEC, good enough for second in the Eastern Division. It earned a conference tournament berth with a season-ending sweep of Tennessee capped by a dramatic ninth-inning rally in the series finale. The overall and conference victory totals were the most by a first-year Vanderbilt coach and were made more impressive by the fact that the Commodores were 12-5 in one-run games. That squad set then school records for fielding percentage (.972), fewest errors in a season (60), most saves in a season (15) and fewest walks allowed in a season (168). The team notched series victories over nationally-ranked conference foes LSU, Auburn and Florida, each among the top 15 at the time. Plus, on May 6, 2003, Vanderbilt recorded the first perfect game in school history, which was a collective effort. Four different pitchers contributed to the 4-0 victory over Western Kentucky.

In addition to the on field successes, the baseball program itself has had significant upgrades to the facilities with a new fieldhouse, complete with new locker rooms for players, coaches and Commodore alums playing professional baseball. Also included are coach's offices, a classroom that overlooks Hawkins Field and a new weight room. The program's facilities again will undergo a dramatic upgrade beginning after the 2016 season. A new building – housing new coaches offices, meeting space, media room, professional locker room, batting cages and weight room among other amenities – will emerge beyond the left field wall with the exterior of the building itself becoming the new "Monster" left field wall.

In 2009, permanent seats in the outfield pushed Hawkins Field seating capacity to double the amount when Corbin arrived in 2003. These upgrades reinforced the excitement and commitment made to the baseball program due to the successes Corbin had achieved. In the latest facility improvement the playing surface at Hawkins Field was replaced during the summer of 2012 with a synthetic surface. The timing of the change to turf was perfect as the Commodores played multiple games in bad weather during the 2013 season.

Corbin, along with his coaching staff, are a tireless group that saw

their recruiting efforts pay in 2005, 2011 and 2012 as their recruiting class was labeled the nation's best by Baseball America. Professional baseball has also taken notice of the program with 13 Commodores being selected in the first round since 2003.


Before Corbin was hired as the 21st coach in program history, Vanderbilt had not earned a spot in the conference tournament in a decade but made the post-season tournament in 2004. During the 2004 regular season, Vanderbilt swept a series against Mississippi State for the first time. It was one of three conference whitewashes and one of five series wins in all. His efforts earned him the 2004 Vanderbilt Coach of the Year award and a nomination for the Nashville Sports Council's Sports Person of the Year. Plus, a school-record five players were named to the SEC All-Tournament team, five players were drafted on the first day and seven VU players in all were chosen in the Major League Baseball Draft, topped by No. 6 overall pick, pitcher Jeremy Sowers.

Corbin came to Vanderbilt following nine seasons as an assistant coach at baseball power Clemson. During his time there (1994-2002), the Tigers had more victories than all but four programs. Clemson won more than 71-percent (434 wins, 172 losses) of its games, captured two Atlantic Coast Conference regular season titles, made nine appearances in the NCAA Tournament and reached the College World Series four times (1995, 1996, 2000 and 2002). The Tigers ended the 2002 season with their ninth consecutive top 25 finish and their sixth top 10 finish since 1994. Corbin was promoted twice during his tenure. He received the title of assistant head coach in 1998 and in September 2001 became associate head coach and recruiting coordinator. Along the way, he crafted a national reputation as one of the most respected assistant coaches in the country while helping produce nine straight top-25 ranked recruiting classes. His on-field work with outfielders and hitters helped 20 Clemson players earn All-America honors and 36 to be drafted to play professional baseball.

Corbin's dedication and attention to detail caught the eye of the national baseball publication Baseball America on numerous occasions. In 1997, it touted the Clemson coaching staff as one of the top five "College Recruiting Staffs" in the country. It later tabbed the 1999 Tiger freshman class as No. 1 nationally. In 2000, Baseball America and the American Baseball Coaches Association named Corbin its National Assistant Coach of the Year. Also in 2000, Southern California head coach Mike Gillespie served as skipper of the USA Baseball team and chose Corbin as an assistant for his staff. That group guided the Americans to a gold-medal finish at the World Championships in the Netherlands, and that team set a national program record for best winning percentage (.900).

Prior to his tenure at Clemson, Corbin was head coach at Presbyterian College for six seasons beginning in 1988. There he restarted a baseball program that had been dormant for several years. He directed Presbyterian College from NAIA to NCAA Division II status and had a 106-138 overall record. Along the way, the Blue Hose made three consecutive appearances in the South Atlantic playoffs (1991-93), and Corbin earned South Atlantic Coach of the Year honors in 1990.





DAVID PRICE  
\$5.6 MILLION



PEDRO ALVAREZ  
\$6 MILLION



DANSBY SWANSON  
\$6.5 MILLION



KYLE WRIGHT  
\$7 MILLION

**UNDER TIM CORBIN,  
VANDY BOYS HAVE  
EARNED OVER**

**\$62**

**MILLION IN  
SIGNING BONUSES**



# HEAD COACH TIM CORBIN



## Corbin's Players and Recruits Drafted by Major League Baseball

### 2017 Draft

Kyle Wright, RHP	ATL	1st Round (5th overall)
Jeren Kendall, OF	LAD	1st Round (23rd overall)
Will Toffey, 3B	OAK	4th Round
Jason Delay, C	PIT	4th Round
Collin Snider, RHP	KC	4th Round
Reed Hayes, RHP	BAL	13th Round
Matt Ruppenthal, RHP	HOU	17th Round
Pat DeMarco	NYN	24th Round
Cooper Davis	OF	25th Round
Tyler Brown, RHP	CIN	26th Round
Jake Eder, LHP	NYM	34th Round
Ro Coleman, OF	DET	34th Round

### 2016 Draft

Ian Anderson, RHP	ATL	1st Round (3rd overall)
Braxton Garrett, LHP	MIA	1st Round (7th overall)
Jordan Sheffield, RHP	LAD	1st Round (36th overall)
Ben Bowden, LHP	COL	2nd Round
Bryan Reynolds, OF	SF	2nd Round
Thomas Jones, OF	MIA	3rd Round
Jason Delay, C	SF	11th Round
John Kilichowski, LHP	STL	11th Round
Kobie Taylor, OF	TEX	15th Round
Will Toffey, 3B	BAL	25th Round

### 2015 Draft

Dansby Swanson, SS	ARI	1st Round (1st overall)
Carson Fulmer, RHP	CHW	1st Round (8th overall)
Walker Buehler, RHP	LAD	1st Round (24th overall)
Nolan Watson, RHP	KC	1st Round (33rd overall)
Triston McKenzie, RHP	CLE	1st Round (42nd overall)
Bryce Denton, 3B	STL	2nd Round
Philip Pfeifer, LHP	LAD	3rd Round
Rhett Wiseman, OF	WAS	3rd Round
Darryl Wilson, OF	CHC	4th Round
Tyler Ferguson, RHP	TEX	6th Round
Zander Wiel, 1B	MIN	12th Round
Reggie Pruitt, OF	TOR	24th Round
Donny Everett, RHP	MIL	29th Round
Chandler Day, RHP	CLE	30th Round
Alonso Jones, SS	CHC	36th Round
John Kilichowski, LHP	CHC	39th Round

### 2014 Draft

Tyler Beede, RHP	SF	1st Round (14th overall)
Touki Toussaint, RHP	ARI	1st Round (16th overall)
Justus Sheffield, LHP	CLE	1st Round (31st overall)
Cody Reed, LHP	ARI	2nd Round
Adam Ravenelle, RHP	DET	4th Round
Dylan Cease, RHP	CHC	6th Round
Vince Conde, SS	NYN	9th Round
Jared Miller, LHP	ARI	11th Round
Brian Miller, RHP	TB	15th Round
Will Toffey, 3B	NYN	23rd Round
Jeren Kendall, OF	BOS	30th Round

### 2013 Draft

Kevin Zimek, LHP	DET	2nd Round
Conrad Gregor, 1B	HOU	4th Round
Tony Kemp, 2B	HOU	5th Round
Connor Harrell, OF	DET	7th Round
Spencer Navin, C	LAD	11th Round
Jordan Sheffield, RHP	BOS	13th Round
Mike Yastrzemski, OF	BAL	14th Round
Aubrey McCarty, INF/P	SF	35th Round
Ro Coleman, INF	CWS	40th Round

### 2012 Draft

Matt Olson, 1B	OAK	1st Round (47th overall)
Collin Wiles, RHP	TEX	1st Round (53rd overall)
Sam Selman, LHP	KC	2nd Round

Drew VerHagen, RHP	DET	4th Round
Anthony Gomez, SS	MIA	6th Round
Walker Buehler, RHP	PIT	14th Round
Carson Fulmer, RHP	BOS	15th Round
Will Clinard, RHP	DET	19th Round
Rhett Wiseman, OF	CWS	25th Round
Mike Yastrzemski, OF	SEA	30th Round
Connor Harrell, OF	DET	31st Round
Xavier Turner, 3B	BOS	34th Round
Pat Delano, RHP	BOS	35th Round
Dansby Swanson, SS	COL	38th Round
Tyler Ferguson	SF	40th Round

### 2011 Draft

Sonny Gray, RHP	OAK	1st Round (18th overall)
Tyler Beede, RHP	TOR	1st Round (21st overall)
Kevin Comer, RHP	TOR	1st Round (57th overall)
Grayson Garvin, LHP	TB	1st Round (59th overall)
Jason Esposito, 3B	BAL	3rd Round
Jack Armstrong, RHP	HOU	3rd Round
Aaron Westlake, 1B	DET	3rd Round
Corey Williams, LHP	MIN	3rd Round
Taylor Hill, RHP	WAS	6th Round
Mark Lamm, RHP	ATL	6th Round
Curt Casali, C	DET	10th Round
Shawon Dunston Jr., OF	CHC	11th Round
John Norwood, OF	TOR	12th Round
Navery Moore, RHP	ATL	14th Round
Will Clinard, RHP	MIN	30th Round
Philip Pfeifer, LHP	TEX	44th Round
Adam Ravenelle, RHP	NYN	44th Round
Nevin Wilson, LHP	PHI	44th Round
Joe Loftus, OF	ARI	46th Round

### 2010 Draft

Drew Hayes, RHP	CIN	11th Round
Kevin Zimek, LHP	ARI	13th Round
Aaron Westlake, 1B/OF	TOR	22nd Round
Taylor Hill, RHP	CLE	30th Round
Russell Brewer, RHP	COL	31st Round
Andrew Giobbi, C	SEA	32nd Round
Joel McKeithan, SS	COL	39th Round
Conrad Gregor, 1B/OF	CWS	40th Round
Chase Reid, RHP	STL	41st Round
Robert Hansen, RHP	STL	45th Round
T.J. Pecoraro, RHP	HOU	48th Round

### 2009 Draft

Mike Minor, LHP	ATL	1st Round (7th Overall)
Caleb Cotham, RHP	NYN	5th Round
Nick Christiani, RHP	CIN	13th Round
Sam Selman, LHP	LAA	14th Round
Steven Liddle, OF	MIN	15th Round
Drew Hayes, RHP	SEA	22nd Round
Regan Flaherty, INF/OF	SEA	28th Round
Michael Yastrzemski, OF	BOS	36th Round
Jonathan White, OF	ARI	40th Round

### 2008 Draft

Pedro Alvarez, 3B	PIT	1st Round (2nd Overall)
Ryan Flaherty, SS	CHC	1st Round (41st Overall)
Brett Jacobson, RHP	DET	4th Round
Ryan Westmoreland, OF	BOS	5th Round
Jason Esposito, SS	KC	7th Round
Dominic de la Osa, OF	MIN	11th Round
David Macias, OF	CHC	19th Round
Shea Robin, C	HOU	20th Round
Navery Moore, RHP	BOS	26th Round
Sonny Gray, RHP	CHC	27th Round
Matt Marquis, OF	BOS	28th Round
Joe Loftus, 3B	MIN	29th Round
Nick Christiani, RHP	CLE	32nd Round
Jack Armstrong, RHP/1B	TEX	36th Round
Will Clinard, RHP	LAD	37th Round
Alex Feinberg, 2B	COL	43rd Round
Grayson Garvin, LHP	HOU	45th Round

### 2007 Draft

David Price, LHP	TB	1st Round (1st Overall)
Casey Weathers, RHP	COL	1st Round (8th Overall)
Dominic de la Osa, INF/OF	DET	10th Round
Cody Crowell, LHP	TOR	14th Round
Ty Davis, RHP	ARI	22nd Round
Tyler Rhoden, RHP	CIN	22nd Round
Jonathan White, OF	MIL	24th Round
Stephen Shao, LHP	COL	26th Round
Kellen St. Luce, LHP	FLA	37th Round
Chase Reid, RHP	MIL	42nd Round
Sean Bierman, LHP	CIN	42nd Round
Joey Manning, OF	PHI	47th Round

### 2006 Draft

Mike Minor, LHP	TB	13th Round
Matt Buschmann, RHP	SD	15th Round
Brian Hernandez, C	SD	19th Round
Casey Weathers, RHP	DET	25th Round
Greg Moviell, LHP	SEA	26th Round

### 2005 Draft

Kyler Burke, OF	SD	1st Round (35th Overall)
Jensen Lewis, RHP	CLE	3rd Round
Ryan Mullins, LHP	MIN	3rd Round
Mike Baxter, 1B	SD	4th Round
Jeff Sues, RHP	PIT	5th Round
Ryan Rote, RHP	CWS	5th Round
Brett Jacobson, RHP	ARI	11th Round
Pedro Alvarez, 3B	BOS	14th Round
Warner Jones, INF	DET	17th Round
Tony Mansolino, INF	PIT	26th Round
Antoan Richardson, OF	SF	35th Round
Bobby Kennedy, LHP	PHI	39th Round
Kurt Lipton, OF	SF	40th Round
Diallo Fon, OF	NYN	49th Round

### 2004 Draft

Jeremy Sowers, LHP	CLE	1st Round (6th Overall)
Kyle Waldrop, RHP	MIN	1st Round (25th Overall)
Cesar Nicolas, 1B/DH	ARI	5th Round
Ryan Klosterman, SS	TOR	5th Round
Antoan Richardson, OF	ARI	13th Round
Jeff Sues, RHP	CLE	14th Round
David Price, LHP	LAD	19th Round
Jonathan Douillard, C	CHC	28th Round
Ryan Davis, INF	TB	36th Round
Ryan Rote, RHP	NYN	37th Round
Dominic de la Osa, INF	DET	49th Round

### 2003 Draft

Robert Ransom, RHP	CHC	23rd Round
Steven Jackson, RHP	CLE	32nd Round
Greg Del George, INF	CWS	46th Round

### 2002 Draft

Khalil Greene, SS	SD	1st Round (13th Overall)
Michael Johnson, INF	SD	2nd Round
Jeff Baker, INF	COL	4th Round
William Lamura, RHP	CWS	5th Round
Matt Henrie, RHP	ARI	7th Round
Stephen Reba, RHP	COL	21st Round
Jarrod Schmidt, RHP	CIN	24th Round
Ryan Childs, RHP	BAL	33rd Round

### 2001 Draft

Josh Cram, RHP	SF	4th Round
Patrick Boyd, OF	TEX	7th Round
Khalil Greene, INF	CHC	14th Round
Steve Reba, RHP	OAK	16th Round
Nick Glaser, RHP	PHI	35th Round

### 2000 Draft

Patrick Boyd, OF	TEX	4th Round
Ryan Mottl, RHP	CIN	6th Round
Scott Berney, RHP	COL	18th Round

### 1999 Draft

Mike Paradis, RHP	BAL	1st Round (13th Overall)
Chris Heck, LHP	SD	5th Round
Brian Adams, LHP	BOS	11th Round
Doug Roper, INF	TOR	26th Round
Ryan Mottl, RHP	TEX	27th Round
Kurt Bultmann, INF	PIT	34th Round

### 1998 Draft

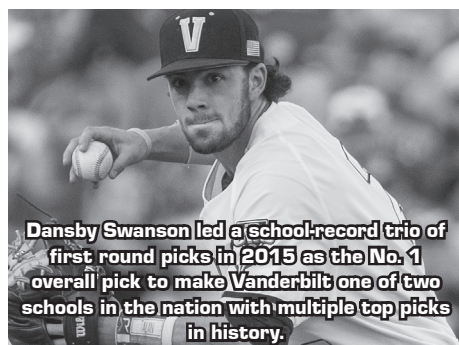
Matt Padgett, OF	FLA	5th Round
Matt White, LHP	CLE	15th Round

### 1997 Draft

Matthew LeCroy, C	MIN	1st Round (50th Overall)
Gary Burnham, OF	PHI	22nd Round

### 1996 Draft

Kris Benson, RHP	PIT	1st Round (First Overall)
Billy Koch, RHP	TOR	1st Round (4th Overall)
David Shepard, RHP	CIN	3rd Round
Ken Vining, LHP	CWS	4th Round
Brian Matz, LHP	MON	8th Round
Paul Galloway, INF	SF	14th Round
Doug Livingston, INF	COL	17th Round



**Dansby Swanson led a school-record trio of first round picks in 2015 as the No. 1 overall pick to make Vanderbilt one of two schools in the nation with multiple top picks in history.**



# ASSOC. HEAD COACH SCOTT BROWN



**26 SCOTT BROWN**  
Pitching Coach  
*Sixth Season*  
*SUNY-Cortland, 2000*

Scott Brown enters his sixth season as the pitching coach and third as Associate Head Coach at Vanderbilt. Brown has helped the Commodores go 235-98-1 and strike out a nation-high 2,996 batters during his first five seasons.

The 2017 season resulted in Brown's fifth first round arm taken in the MLB June Draft when the Atlanta Braves selected Kyle Wright with the fifth overall pick. The right-hander started 16 games for the Dores and went 5-6 with a 3.40 ERA. He struck out a team-high 121 in 103.1 innings pitched. He was named first-team All-

SEC, joining Carson Fulmer as Commodore pitchers to nab first team honors under Brown.

Wright teamed with sophomore Patrick Raby to give Vanderbilt one of the best tandems in the country. Raby with 10-4 with a 2.73 ERA in 16 starts. He tossed a team-high 105.1 innings. Starters Drake Fellows and Chandler Day rounded into form as the season progressed. Fellows started 10 games and pitched in 16 overall. He posted a 3-3 record with a 3.30 ERA in 62.2 innings. Day went 7-2 with a 3.78 ERA in 13 games (12 starts).

Brown's staff posted five shutouts to run the total to 35 during his tenure. The pitching staff as a whole led the SEC in hits allowed per nine innings. The group yielded only 7.47 hits per nine, the sixth-best mark in the country.

Brown's fourth season on West End saw him produce another first round pick in Jordan Sheffield, his fourth with the Commodores. Sheffield headlined a young pitching staff that punched out 593 batters and walked just 211 batters, the team's fewest since 2011. The staff also combined for nine shutouts to run the total to 30 in Brown's four seasons. Junior Ben Bowden's 10 saves led the Dores and placed him fourth in a single-season at VU all-time.

Sophomore Kyle Wright blossomed in a move from the bullpen to the starting rotation, going 8-4 with a 3.09 ERA in 16 starts. Wright earned second team All-SEC honors after going 5-3 with a 1.76 ERA in his 10 league starts. Brown also developed freshman Patrick Raby into a Freshman All-American and Freshman All-SEC pitcher in his first season. Raby started 10 games for the Commodores, going 7-1 with a 2.61 ERA.

For the second straight season Brown's pitching staff broke the school record for strikeouts, smashing 2014's total with 703 strikeouts as the Commodores marched back to the College World Series finals for the second straight year. For the third year under Brown Vandy posted a team ERA under 3.00 with a 2.84, marking the first time in program history the team has posted three consecutive team ERAs under 3.00. The Dores' 14 shutouts led the nation and also set a new program standard.

The Vanderbilt pitching staff held two first round picks in Carson Fulmer (8th overall) and Walker Buehler (24th overall) and a third round pick in Philip Pfeifer. Fulmer matched the school record with 14 wins en route to National Pitcher of the Year honors and being named a consensus first team All-American as well as SEC Pitcher of the Year. He became just the fourth pitcher in league history to win the pitching triple crown, leading America's best conference in wins, ERA and strikeouts. Fulmer's career ERA of 1.99 is just the second sub 2.00 career ERA in school history joining the legendary Jeff Peeples.

Brown developed Kyle Wright into a Freshman All-American as the right-hander moved into the team's closer role at the end of the season, finishing the year with a 6-1 record and 1.23 ERA.

Brown's second Vandy pitching staff set the school record with 636 strikeouts passing the epic 2007 pitching staff that featured David Price and Casey Weathers. The Dores' pitching staff also posted a sub 3.00 ERA for the second straight season under Brown with a 2.90 team ERA led by All-SEC pitcher Carson Fulmer, whose 1.98 ERA was the fifth-lowest in school history and lowest since 1973. Fulmer's low ERA marked the second straight season that a Commodore pitcher posted an ERA in the top ten in school history. Fulmer also led the team with 10 saves before seamlessly transitioning to the starting rotation midway through conference play.

The staff also featured first round pick Tyler Beede, who led the team with 116 strikeouts, and 12-game winner Walker Buehler. Buehler's 12 wins matched the third-most in a single-season by a Commodore.

Brown again developed a freshman into a Freshman All-American with Hayden Stone earning the honor. Stone's freshman campaign was phenomenal with the right-hander striking out 80 in 58 innings. Brown has developed one freshman pitcher into a Freshman All-American in each of his first three seasons at VU.

The Commodores' pitching staff posted one of the best years in Vanderbilt history in Brown's first season going 54-12 with 24 saves and a team ERA of 2.76 - marking the second time in three years the Dores have posted a sub 3.00 ERA. The VU pitching staff was dominant led by All-Americans Tyler Beede, Kevin Zimek and Brian Miller leading the way with Freshman All-American Carson Fulmer playing a key role. Beede and Zimek paired up to be a force for the Commodores combining to win 25 games with Beede winning a school record 14 games. Miller became the school's all-time saves leader with a school single-season record 16 saves in 2013 to give him 21 in his first two seasons in Nashville.

Brown's work with freshmen Fulmer, Walker Buehler and Tyler Ferguson was evident as the trio improved throughout the season. Fulmer blossomed into one of the Dores' most valuable pitchers in the bullpen down the stretch. Buehler spent time in the weekend starting rotation and Ferguson started four midweek games for the squad going 3-1.

Brown joined the Commodores after nine successful seasons at St. John's as the Red Storm's pitching coach. During his time at St. John's, Brown oversaw remarkable progress in the Red Storm pitching staff, a group that has had 15 players sign professional contracts in the last eight seasons. Four pitchers (Rob Delaney, Craig Hansen, Anthony Varvaro and

## The Brown File

### Personal

Full Name: ..... Scott Henderson Brown  
Birthdate: ..... November 26, 1976 in Oswego, N.Y.  
Hometown: ..... Liverpool, N.Y.  
Family: ..... Wife: Mary; Son: Nolan; Daughters: Kelsey, Riley & Emma

### Education

College: ..... SUNY-Cortland  
Year Graduated: ..... 2000  
Degree: ..... Bachelor of Science in Physical Education  
Masters of Science in Physical Education, SUNY-Cortland 2002  
High School: ..... Liverpool High School (1994)

### Coaching Experience

2016-present ..... Vanderbilt Associate Head Coach  
2013-15 ..... Vanderbilt Assistant Coach  
2003-12 ..... St. John's Assistant Coach  
2002-04 ..... Sanford Mainers (NECBL) Head Coach  
2000-03 ..... SUNY-Cortland Assistant Coach  
2000-01 ..... Cortland Apples (NYCBL) Head Coach

Scott Barnes) that Brown mentored at St. John's have played major league baseball.

Led by First Team All-Big East and second team All-Region honoree Kyle Hansen, the 2011 staff tossed four shutouts, had 399 strikeouts and limited opponents to just a .261 average. Hansen, who tossed a complete game shutout against Big East foe Notre Dame, set a school-record with 107.2 innings pitched and finished with 106 strikeouts, good for sixth all-time.

The 2010 pitching staff helped the team win a school-record 43 games and racked up 455 strikeouts, second-most in school history. A Third Team All-Big East selection, freshman Kyle Hansen earned Freshman All-America honors from Baseball America, Louisville Slugger and the NCBWA, and was the Big East Tournament Most Outstanding Player. Three players were drafted in the MLB Draft and alums Rob Delaney and Anthony Varvaro each made their Major League debuts.

A season after seven pitchers graduated or were drafted, a young 2009 staff that featured four freshmen ranked sixth in the Big East with 328 strikeouts. Brown also saw two of his alums, Rob Delaney and Anthony Varvaro, added to the MLB 40-man rosters for their respective teams.

Brown helped lead the 2008 pitching staff to a 3.78 ERA, which ranked first in the Big East and ninth in the country and gave the Red Storm staff an ERA that ranked in the top ten nationally for the third-straight season. Lefty George Brown was a second team All-American, the Big East Pitcher of the Year and a first team all-conference selection, while Scott Barnes (first team) and Colin Lynch (second team) also earned all-conference honors. Five players were also selected in the MLB Draft, as Barnes (8th round), Justin Gutsie (14th), Jared Yecker (22nd), Brown (27th) and Lynch (40th) all signed professional contracts.

The 2007 staff posted a 3.48 ERA, which ranked 10th in the country and second in the Big East, and two pitchers earned All-Big East recognition as southpaw Scott Barnes was named to the first team and lefty George Brown earned third team honors.

In just his third season at St. John's, Brown guided the 2006 pitching staff to an ERA (3.21) that ranked fifth in the country.

The 2005 Red Storm staff had a combined 3.38 ERA and set a school-record with a conference-leading 499 strikeouts. Craig Hansen and Anthony Varvaro each earned All-America honors, while Hansen was also named the Big East Pitcher of the Year. Four pitchers also went on to sign professional contracts. Hansen went on to become the first player in Red Sox history to make his major league debut the same year he was drafted.

In 2004, his first season at St. John's, Brown guided the Red Storm pitching staff to a 3.86 ERA, which ranked second in the Big East and was nearly a run-and-a-half better than the previous season.

From 2002-04, Brown served as the head coach of the Sanford Mainers of the New England Collegiate Baseball League, one of the top summer wood-bat leagues in the nation. Brown was named the league's Manager of the Year.

Brown came to St. John's from the State University of New York at Cortland, where he served four years as an assistant coach.

Brown first entered the coaching ranks after a stellar three-year pitching career at Cortland.

A second team All-American in 1999 after going 9-1 with a 2.03 ERA, Brown racked up 19 career victories at Cortland, a mark that was tied for fifth-most in school history when he graduated.

Brown and his wife Mary have one son, Nolan, twin daughters, Kelsey and Riley and daughter Emma.



**Coach Brown with wife Mary, son Nolan, twin daughters Kelsey & Riley and daughter Emma.**





# ASSISTANT COACH MIKE BAXTER



**24 MIKE BAXTER**  
**Hitting Coach/Recruiting Coordinator**  
*First Season*  
*Vanderbilt, 2005*

Mike Baxter enters his first season as the hitting coach and recruiting coordinator for the Commodores.

Baxter joins Vanderbilt after a 12-year professional baseball career that included playing in the big leagues for four organizations over parts of six seasons. Baxter made his major league debut with the San Diego Padres in 2010, and also

played for the New York Mets (2011-13), Los Angeles Dodgers (2014) and Chicago Cubs (2015).

Immediately following his playing career, Baxter was hired by the Toronto Blue Jays organization as a Special Assistant for the 2016 season.

He was drafted by San Diego in the fourth round of the 2005 MLB Draft following a successful two-year career for the Dores. Baxter put together a huge season in 2005 when he led the team with a .374 average, 79 hits, 48 RBI, 16 doubles, nine home runs, three triples and 30 walks. He was awarded the Jeff Peeples Most Valuable Teammate award, in addition to garnering an SEC Player of the Week award in early April. Baxter was named to the All-SEC Academic team in 2004 and 2005.

Baxter graduated from Vanderbilt with a Bachelor of Arts degree in Human and Organizational Development from the Peabody College. Baxter resides in Green Hills with his wife, Diana, and their two children, Will and Annie.

## The Baxter File

### Personal

Full Name: .....Mike Joseph Baxter  
Birthdate: .....December 7, 1984 in White Stone, N.Y.  
Hometown: .....White Stone, N.Y.  
Family: .....Wife: Diana; Son: Will; Daughter: Annie

### Education

College: .....Vanderbilt  
Year Graduated: .....2005  
Degree: .....Bachelor of Arts in Human and Organizational Development  
High School: .....Archbishop Molloy High School (2002)

### Coaching Experience

2017-present .....Vanderbilt Assistant Coach  
2016-17 .....Toronto Blue Jays Special Assistant



**Coach David Baxter with his wife, Diana, son, Will, and daughter, Annie.**

## Vanderbilt making an impact in MLB front offices too

Vanderbilt has infused major league baseball organizations with dozens of players during the Tim Corbin era. The Commodores are now starting to have an impact in MLB front offices as well. Former VU catcher Carter Hawkins was promoted from within the Cleveland Indians' organization to Assistant General Manager following the Indians' trip to the World Series in 2016. Hawkins leads a contingent of five members in the Indians' organization to have Vandy ties with former VU director of baseball operations Mike Calitri, who is now a major league scout. Former volunteer assistant Larry Day is set to manage his first season in the minor leagues and former Commodores Tony Mansolino and David Wallace are both steadily rising through the managerial ranks within the system. Wallace was named the Minor League Manager of the Year by Baseball America after leading the Indians' Double-A team to a league title in 2016.

Including Cleveland's five, at least 12 former Commodores are impacting major league franchises in a variety of ways. Former Vandy pitching coach Derek Johnson is now the pitching coach for the Milwaukee Brewers.

Gil Kim (2003-05) is the director of player development for the Toronto Blue Jays after playing for Corbin's first Vanderbilt team. Charlie Sullivan (1991) is a long-time amateur scout for the Brewers. Greg Smith (1985-88) is the director of scouting for the Pittsburgh Pirates. Former Vandy intern Anthony Aloisi is an area scout for the Oakland A's.

Former Commodore David Macias (2006-08) moved into a role with the Chicago Cubs after retiring from playing and later become the coordinator of international player programs for the Seattle Mariners. Macias currently serves as a volunteer assistant coach with the Commodores.

Vanderbilt's former video coordinator David Schnabel is continuing to make a visual impact but now does so for the New York Yankees. Schnabel's work is directly linked to the Yankees' baseball operations department.

The Commodores dipped into its major league front office pool by bringing back former team manager Alex Levitt, who was an area scout for the Cubs, to serve as director of player development.



# COMMODORE STAFF



## **1 DAVID MACIAS** **Volunteer Assistant Coach**

*First Season*  
*Vanderbilt, 2008*

David Macias enters his first season as Vanderbilt's volunteer assistant coach.

Macias rejoins the Commodores' staff after previously serving as Tim Corbin's strength coach in 2014 when the Dores won the national championship, and volunteer assistant in 2015 when Vanderbilt returned to the College World Series finals.

Prior to rejoining Corbin's staff, Macias was with the Seattle Mariners organization as a minor league manager. He took over as skipper of the Single-A Clinton LumberKings midway through the 2017 Midwest League season. He had been serving as the Mariners Player and Staff Systems Coordinator before taking over managerial duties. In 2016, he was the team's Coordinator of International Player Programs.

The former Commodore outfielder played four seasons in professional baseball (2008-11), all in the Chicago Cubs' organization. He was drafted by Chicago in the 19th round of the 2008 MLB Draft.

Macias played at Vanderbilt from 2005-08. During his senior season, he was named first team All-SEC and second team All-South Region/All-District 3, and garnered the Jeff Peeples Most Valuable Teammate award. He took home SEC Player of the Week honors in week eight of the season and his 96 hits during the campaign are tied for fifth-most on Vanderbilt's single-season list. Macias is also among Vanderbilt's all-time leaders in at-bats (9th, 784) and hits (10th, 255).

Macias graduated from Vanderbilt with a bachelor's degree in Sociology. Macias resides in Nashville with his wife Pam.



**Coach David Macias and his wife Pam.**

## **The Macias File**

### **Personal**

Full Name: .....David Gustavo Macias  
Birthdate: ..... March 7, 1986 in Houston, Texas  
Hometown: .....The Woodlands, Texas  
Family: .....Wife: Pam

### **Education**

College: .....Vanderbilt  
Year Graduated: ..... 2008  
Degree: ..... Bachelor of Science in Sociology  
High School: ..... The Woodlands High School (2004)

### **Coaching Experience**

2017- present .....Vanderbilt Volunteer Assistant Coach  
2017 ..... Clinton LumberKings Manager  
2015 .....Vanderbilt Volunteer Assistant Coach  
2014 .....Vanderbilt Strength Coach

# COMMODORE STAFF



**CHRIS HAM**  
**Director of Sport Performance**

*11th Season*  
*Illinois, 2005*

Chris Ham is in his 11th season at Vanderbilt and his third as the Commodores' Director of Sport Performance.

He spent the previous seven seasons at Vanderbilt serving as the team's athletic trainer and now oversees all aspects of the team's physical well-being - including nutrition, conditioning, strength training

and overall health.

Prior to Vanderbilt, Ham worked at Belmont while pursuing his masters degree working with the baseball team and cheerleaders. He served as a student trainer at his alma mater, Illinois working with the baseball and soccer teams until his graduation. Ham has a Bachelor of Science Degree in Kinesiology from Illinois and a Masters Degree in Sports Administration from Belmont.

He and his wife, Stephanie, reside in Nashville with their daughter Eloise and son, Teddy.



**BROOKS WEBB**  
**Director of Baseball Operations**

*Second Season*  
*Birmingham Southern, 2011*

Webb took over the Commodores' Director of Operations position entering the 2017 season after spending the previous four years with USA Baseball.

He was promoted to Senior Director, Baseball Operations in 2015 overseeing the Team USA 15U National Team Program along with the planning and direction of the 14U

National Team Development Program. He also led the operational efforts for USA Baseball's largest identification event, the 14U, 15U, 17U National Team Championships.

Webb pitched at Birmingham-Southern College, where he helped the Panthers win three conference titles.

He and his wife Lauren live in Nashville.



**TRACY CAMPBELL**  
**Athletic Trainer**

*Fourth Season*  
*James Madison, 2008*

Tracy Campbell is in her fourth season with the baseball team after moving over from the Vanderbilt football staff in 2015.

She joined Vanderbilt in May of 2008 as a graduate assistant while completing her masters in Sports Administration at Belmont. In 2010, she joined the Commodores full time working with the

football and men's tennis teams before moving over to football only in 2012.

While at JMU she worked with the football team, men's & women's swimming & diving, softball and baseball.

Campbell is originally from Gate City, Va. and enjoys doing pottery during the offseason. She is certified in Performance Enhancement and Corrective Exercise Specialist through the National Academy of Sports Medicine.



**JOHN MARDIROSIAN**  
**Equipment Manager**

*Third Season*  
*Texas, 2011*

Mardirosian is in his third year as the Equipment Manager for the Commodores baseball team.

He is in charge of ordering all equipment for the team, dispersing the equipment to players and coaches, team laundry, oversees practice set up and packs the team for all road trips.

Prior to Vanderbilt, he worked for four years as a student manager at Texas and two more years on the baseball staff as the assistant to the Director of Baseball Operations.

He graduated from Texas in 2011 with a degree in Kinesiology.



**ALEX LEVITT**  
**Director of Player Development**


*Second Season*  
*Vanderbilt, 2010*

Levitt returned to Vanderbilt as the Director of Player Development prior to the 2017 season after spending the previous two years as an area scout with the Chicago Cubs, overseeing the Cubs' scouting efforts in Alabama, Mississippi and Tennessee.

Levitt also worked with Commodores' baseball as a student assistant while

enrolled at Vanderbilt, helping the Commodores reach the school's first-ever College World Series in his final year on campus in 2011.

He and his wife Stephanie live in Nashville.



**BRANDON BARAK**  
**Video Coordinator**

*Third Season*  
*Illinois, 2012*

Brandon Barak is in his third year at Vanderbilt as the Commodores' Video Coordinator.


Barak spent the previous three years working in the Toronto Blue Jays scouting department as a minor league video coordinator. He also worked for Baseball Info Solutions as a MLB video scout during the 2012 season.

Barak graduated from Illinois in 2012 with a degree in Sport Management and worked with the Illini's women's basketball team for four years.





# THE COMMODORES



**Sophomore - OF**  
**6' 3" 205 lbs.**  
**Bats/Throws: L/L**  
**Panama City Beach, Fla.**  
**A. Crawford Mosley HS**

**JJ**  
**Bleday**  
**51**

	AVG	G/GS	HR	RBI	E
2017	.256	51/48	2	22	4
<b>CAREER</b>	<b>.256</b>	<b>51/48</b>	<b>2</b>	<b>22</b>	<b>4</b>

## Career Game Highs

Hits: \*3, 6/5/17 at Clemson  
 Runs: \*2, last 6/5/17 at Clemson  
 RBI: \*3, last 3/10/17 vs. Saint Mary's  
 Walks: 3, 2/17/17 at San Diego  
 HRs: \*1, last 3/19/17 at Ole Miss  
 Strikeouts: \*2, last 3/4/17 vs. CSUN  
 Stolen Bases: None



**QUOTING CORBIN** ★ JJ had a prominent role on our team as a freshman and I thought he fared very well. He played regularly in right field and became a good offensive player. His ability to understand the strike zone as a young person in the SEC was very good. He had a good fall and will continue to make positive strides as a player. JJ is serious, tough, and deliberate and a winner...he is fun to coach.

**2017** ★ Started 48 games and made 51 appearances as a freshman in 2017... Racked up 56 total bases and drove in 22 RBIs while batting .256... Scored twice and singled three times in win over Clemson 6/5 at Clemson Regional... Singled and scored in win over St. John's 6/2 in Clemson Regional opener... Walked twice and scored a run in SEC Tournament loss to South Carolina 5/23... Scored two runs and drove in another with two hits in win over Middle Tennessee 5/16... Doubled in four at-bats in loss at Arkansas 5/12... Singled in win over Missouri 5/7... Knocked in a run and went 1-for-2 with a run scored in win over Austin Peay 5/2 with two walks, hits in nine of last 11 games... Singled in win over Tennessee 4/28, hits in eight of his last nine games... Recorded his fourth two-hit game in a row with two singles at Georgia 4/21... Singled twice at Middle Tennessee 4/18 to record his third straight two-hit game... Posted third two-hit game in last four in loss to Florida 4/15 driving in a run... Scored two runs with a pair of singles in loss to Florida 4/13... Singled for fourth time in his last five games in loss to Tennessee Tech 4/11... Singled twice in loss at South Carolina 4/8... Walked twice in win vs. UT Martin, going 1-for-3 with a run and RBI... Hit his second homer of the season with a two-run shot at Ole Miss 3/19 as part of two-hit game... Drove in three runs going 1-for-3 in win over Saint Mary's 3/10... Walked and singled for the second straight game in win over Central Arkansas 3/7... Scored two runs and drove one in win over CSUN 3/5... Hit his first career home run in win over SE Louisiana 3/1, a solo homer that put VU in the lead... Posted his second multi-hit game in his last three with a pair of hits in win over SE Louisiana 2/28, including his fifth double of the year... Drove in a career-best three runs with three hits, including two doubles, in win over UIC 2/25... Tied the game in the eighth inning with a two-run double against UIC 2/24... Drove in a pair of runs with a double in win at San Diego 2/19... Drew three walks, drove in a run and scored in team's first win of the year at San Diego 2/17... **SUMMER BALL** ★ Played in 24 games for the Newport Gulls in the New England Collegiate Baseball League... Hit .232 with 12 RBIs and a pair of home runs in 69 at-bats.

**HIGH SCHOOL** ★ Tabbed a third team All-American by Rawlings-Perfect Game... Lettered four years in baseball, two years in golf and two in swimming... Holds six swimming school records at previous high school (Titusville HS) in Pennsylvania... Won back-to-back region championships in 2013-14 at Titusville HS before winning two region and district titles at A. Crawford Mosley HS in 2015-16... Earned first team All-State honors in 2015-16 in the state of Florida... Played high school and/or summer ball with Alex Kirilloff (Minnesota Twins), Austin Bodrato (Florida), Coy Cronk (Indiana football) and Bill Chillari (Duke)... Drafted in the 39th round of 2016 MLB Draft by San Diego.

**ACADEMICS** ★ Bleday is majoring in environmental sociology.

**PERSONAL** ★ Jeffrey Joseph Bleday... Born 11/10/97 in Danville, Pa.... Son of Raymond and Kathy Bleday... Has two sisters, Jennifer and Amy, and one brother, Adam, who is a senior baseball player at Penn... Cousin Alec Bleday ran track at Penn and cousin John Bleday ran track at Dartmouth... Nickname is J squared... Favorites include: Robinson Cano (player), Pittsburgh Pirates (team), Tommy Boy and Anchorman (movies), The Office (TV show), Johnny Depp (actor), chicken parmesan (meal), Mumford & Sons (band), Captain Crunch (late night snack)... Says he'd be a lawyer if not an athlete... Names Johnny Depp as the actor to play him in a movie... Speaking Russian is his oddest talent... Uses relaxed as the one word to describe himself... Roommates with AJ Franklin and Justin Wilson... Lists playing baseball with his brother as a freshman as his most memorable athletic moment... Recipient of Nathan Craig Memorial Fund... Chose Vanderbilt for the "great academics, great baseball program and Coach Corbin."

# THE COMMODORES



**QUOTING CORBIN** ★ *Although Maddux didn't throw off the mound in the fall. I thought he did some things away from the mound that will push him towards the pitcher that he wants to be. He is a very prideful and competitive young man who thrives in the team environment. I believe that he will have a very important role on our pitching staff. Maddux has done a good job in the strength and conditioning area as well. I really look forward to watching his progress this year.*

**2017** ★ Registered 15 appearances including three starts during his sophomore season ... Posted a 2-1 record alongside a 4.96 ERA during 32.2 innings... Walked one and recorded one out against Alabama 5/20... Twirled a scoreless inning at Middle Tennessee 4/18 with a punch out and hit allowed... Recorded the final out of the ninth in loss to Florida 4/15 stranding two inherited runners... Tossed three no-hit innings of relief at South Carolina 4/8... Earned his second win of the season and first in relief at Kentucky 4/2 with 1.1 innings, allowing two runs on one hit with two strikeouts... Earned the win in his first collegiate start against Evansville 2/22 allowing one run on six hits over a career-best 4.1 innings with a career-best six strikeouts... Dominated in season debut at San Diego 2/16 with three scoreless innings of relief and five strikeouts.

**2016** ★ Pitched in nine games as a true freshman, allowing three runs over 11.1 innings... Allowed two unearned runs vs. Xavier 6/4 in NCAA Regional in a career-long 2.2 innings, walking three and striking out two... Saw his first action in nearly two months in the SEC Tournament against Ole Miss 5/26 turning in a perfect inning of relief... Walked two and punched out two in a scoreless frame vs. Belmont 3/29... Recorded two outs in eighth inning at Middle Tennessee 3/22... Struck out a pair in a perfect inning vs. Xavier 3/12... Punched out a career-best three over two innings vs. Radford 3/8 allowing one run on three hits... Worked a scoreless inning out of the pen vs. UIC 2/28... Worked a perfect inning in win over UIC 2/26... Made his collegiate debut vs. San Diego 2/21 working a clean inning with a strikeout...

**SUMMER BALL** ★ Pitched in 10 games, two starts, for Harwich in the Cape Cod League striking out 14 in 14.2 innings with a 6.13 ERA.

**HIGH SCHOOL** ★ Named a Perfect Game All-American in 2015... Lettered three years in baseball at Stephenville HS in Stephenville, Texas... Helped lead team to state playoffs all three years, winning a District title as a junior... Named to the All-District Academic team all three years, earning All-District honors as an outfielder and District co-Offensive MVP as a junior... Tagged as the District's Most Valuable Pitcher and All-District as a senior... Won the 2014 Connie Mack World Series playing for DBAT Gallegos... Played high school and/or summer ball with Milwaukee 2015 first round pick Trent Clark and several college players, including Sean Wymer (TCU), Dillon Meadows (TCU), Josh Watson (TCU), Doak Dosier (Virginia), Wren Petty (Dallas Baptist) and Josh Ragen (Dallas Baptist).

**ACADEMICS** ★ Conger is majoring in American studies.

**PERSONAL** ★ Mark Maddux Conger... Born 6/28/96 in Stephenville, Texas... Son of Bryan and Melanie Conger... Has one sister, Kaleigh, and one brother, Jacoby... Dad is the head baseball coach at Tarleton State (Division II), sister plays volleyball -at North Central Texas College... Nickname is Maddawg... Favorites include: Sonny Gray and Alex Gordon (baseball players), Kansas City Royals (team), The Sandlot and American Sniper (movies), The Big Bang Theory (TV show), Liam Hemsworth and Jennifer Lawrence (actor/actress), grilled chicken, corn and a Caesar salad (meal), Christian rap and country (music), peanut butter (late night snack)... Says he would be a teacher and a coach if he was not an athlete... Names either Matt Damon (for his looks) or Morgan Freeman (for his personality) as the actors who would play him in a movie... Uses determined as the one word to describe himself... Roommates with Julian Infante, Zach King and Jackson Gillis... Says his most memorable athletic moment was the "first time I got to play with Vanderbilt across my chest"... Recipient of John W. and Ann Johnson Scholarship... Chose Vanderbilt because of the "relationships I built with the coaching staff."



**Junior - RHP**  
**6' 3" 200 lbs.**  
**Bats/Throws: R/R**  
**Stephenville, Texas**  
**Stephenville HS**

**Maddux**  
**Conger**  
**42**

	W-L	ERA	G/GS	BB	K
2016	0-0	0.79	9/0	7	12
2017	2-1	4.96	15/3	17	28
<b>CAREER</b>	<b>2-1</b>	<b>3.89</b>	<b>24/3</b>	<b>24</b>	<b>40</b>

## Career Game Highs

Innings Pitched: 4.2, 3/7/17 vs. Central Arkansas  
 Strikeouts: 6, 2/22/17 vs. Evansville  
 Hits Allowed: 7, 2/28/17 vs. SE Louisiana  
 Walks Allowed: 5, 3/7/17 vs. Central Arkansas  
 Runs Allowed: 5, 2/28/17 vs. SE Louisiana







# THE COMMODORES



**Junior - RHP**  
**6' 5" 180 lbs.**  
**Bats/Throws: R/R**  
**Granville, Ohio**  
**Watkins Memorial HS**

**Chandler**  
**Day**  
**27**

	W-L	ERA	G/GS	BB	K
2016	2-1	4.26	10/3	12	26
2017	7-2	3.78	13/12	21	53
<b>CAREER</b>	<b>9-3</b>	<b>3.94</b>	<b>23/15</b>	<b>33</b>	<b>79</b>

## Career Game Highs

Innings Pitched: 9.0, 3/28/17 vs. Lipscomb  
 Strikeouts: 10, 4/4/17 vs. UT Martin  
 Hits Allowed: 8, 4/7/16 at LSU  
 Walks Allowed: 5, 3/28/17 vs. Lipscomb  
 Runs Allowed: 6, 3/22/16 at Middle Tennessee



**QUOTING CORBIN** ★ *I am very proud of his progress as a student-athlete here at Vanderbilt. To his credit, Chandler has taken on a very deliberate approach to his mental and physical development. He is going to experience continued success because of this. He loves the team environment and has taken an immediate leadership role on our team. Chandler will impact our pitching staff this upcoming year and pitch some important innings. Chandler was the winner of the Omaha Challenge for the pitchers.*

**2017** ★ Posted a 7-2 record and 3.78 ERA across 13 appearances including 12 starts... Limited opponents to a .230 average across 52.1 innings... Started and turned in two scoreless innings as part of staff day victory over Austin Peay 5/2 earning his seventh win... Earned his team-best sixth win of the year in his first career SEC start in second game of doubleheader at Georgia 4/22 allowing three runs on six hits over 5.1 innings... Turned in two scoreless innings at Middle Tennessee 4/18 as part of a staff day, punched out one and allowed one hit in no decision... Pinned with his first loss of the season against Tennessee Tech 4/11 despite striking out nine over 4.1 innings, allowed four runs on seven hits, 26 strikeouts over last three starts (19.1IP)... Dominated for the second straight week to earn his fifth win of the year, striking out a career-best 10 over six scoreless innings against UT Martin 4/4... Fell one out shy of a no-hitter against Lipscomb 3/28, holding the Bisons hitless for 8.2 innings before wrapping up a one-hitter and first career shutout with five walks and seven strikeouts... Earned the win over Belmont 3/22 after allowing four runs on three walks and six hits over four innings... Won his second straight start with a career-best 5.1 solid innings against Western Kentucky 3/14 allowing one run on six hits with no walks and four punch outs... Struck out a career-best eight over five innings in first win of season against Central Arkansas 3/8 allowing one run on five hits... Gave up just a pair of solo home runs over three innings against SE Louisiana 3/1 in his first start of the season, striking out five and giving up just two hits... **SUMMER BALL** ★ Posted a 3.91 ERA in 11 games and three starts with the Orleans Firebirds of the Cape Cod Baseball League... Registered 21 strikeouts in as many innings pitched.

**2016** ★ Made three starts and pitched in 10 total games as a true freshman going 2-1 with a 4.26 ERA... Struck out two against Ole Miss 5/26 at SEC Tournament allowing one unearned run in one inning... Worked a scoreless inning of relief in win over Auburn 5/19 G2... Allowed three runs, two earned, on four hits over two innings of relief vs. Georgia 4/29, striking out three... Gave up two runs on three hits over 1.1 innings of relief vs. Central Arkansas 4/19... Turned in five solid innings of relief at LSU 4/7 allowing four runs, two earned, on a career-high eight hits... Gave up a run on two hits in one inning vs. Belmont 3/29... Took his first career loss at Middle Tennessee 3/22 allowing six runs, three earned, on five hits while matching his career-high with six strikeouts... Turned in two scoreless innings vs. NIU 3/15 in his first relief outing, striking out one... Tossed five scoreless innings with six strikeouts to beat Radford 3/9, scattering three hits to combine with Joey Abraham on the shutout... Earned the win in his collegiate debut allowing two runs on three hits with six strikeouts over four innings of rain-shortened victory over UT Martin 2/23... **SUMMER BALL** ★ Made three starts in 11 games for Orleans in the Cape Cod League going 0-1 with a 3.91 ERA, striking out 21 in 23 innings.

**HIGH SCHOOL** ★ Named an All-American by Perfect Game in 2015... Lettered three years on the baseball team at Watkins Memorial HS in Granville, Ohio... Team won 2015 District title... Drafted in 30th round by Cleveland in 2015.

**ACADEMICS** ★ Day is majoring in communications.

**PERSONAL** ★ Chandler Weber Day... Born 5/24/97 in Westerville, Ohio... Son of Tim and Robin Day... Has two older brothers, Taylor and Kyle, and one younger sister, Conley... Nickname is Chan... Favorites include: Justin Verlander (player), For Love of the Game, Wolf of Wall Street (movies), Narcos, Sherlock Holmes (TV shows), Leonardo DiCaprio (actor), chicken alfredo (meal), Alan Jackson, George Strait (musicians), brown sugar oatmeal (late night snack)... Says he would be a comedian if not an athlete... Names Kevin Costner as the actor to play him in a movie... Lists the one-handed clap as his oddest talent... Uses confident as the one word to describe himself... Roommates with Paxton Stover... His most memorable athletic moment is throwing a perfect game with 15 strikeouts... Chose Vanderbilt because it's "the best university for an education and I am able to play for the best baseball team in the country."

# THE COMMODORES



**QUOTING CORBIN** ★ Tyler played behind Jason Delay last year, but made the most of his opportunities when he played. I thought he was the most consistent pinch hitter we had on our team last year. He had an uncanny knack for driving in runs with limited chances. Tyler had a good summer in the NECBL where he got to catch on a regular basis. His improvement is noticeable. He has a very strong baseball acumen and enjoys studying the game. He is looking to impact our team this year behind the plate.

**2017** ★ Made 17 appearances including four starts during freshman campaign... finished with 12 total bases and batted .375 while posting a .516 on base percentage... boasted a .985 fielding percentage, recording 63 putouts alongside just one error... Singled in his lone at-bat vs. St. John's at Clemson Regional... Doubled and scored in two at-bats off the bench in win vs. Alabama 5/18... Knocked in a run in win at Middle Tennessee 4/18... Singled in lone at-bat vs. Florida 4/15... Came off the bench to add a single in win at South Carolina 4/7... Doubled in two runs in win over UT Martin 4/4... Came off the bench to single and scored in loss at Kentucky 4/1... Walked and scored in his second career start vs. Belmont 3/22... Made his first career start against Western Kentucky 3/14, catching all nine innings and going 3-for-3 with two RBIs... Grounded out in lone at-bat off the bench against CSUN 3/5... Made his collegiate debut at San Diego 2/19 going 0-for-1 and catching the ninth inning... **SUMMER BALL** ★ Named a South All-Star as part of the Newport Gulls in the New England Collegiate Baseball League... Batted .290 across 31 games while belting five home runs and notching 12 RBIs in 93 at-bats.

**HIGH SCHOOL** ★ Lettered in baseball for four years at Lebanon HS in Lebanon, Ohio, serving as team captain in 2014, 2015 and 2016... Top prospect in the state of Ohio in 2016 according to Perfect Game... Named third team All-American by Rawlings-Perfect Game... Won the Greater Western Ohio Conference South three straight seasons 2014-16... Earned GWOC Player of the Year honors in 2015 along with second team All-State status... An All-Conference selection in 2014 and 2015... Played summer ball with Andrew Benintendi (Boston Red Sox) and Chuck Ghysels (Toronto Blue Jays) and high school ball with Dusty Isaacs (Toronto Blue Jays).

**ACADEMICS** ★ Duvall is undecided on a major.

**PERSONAL** ★ Tyler Nolan Duvall... Born 7/11/97 in Cincinnati, Ohio... Son of Ben and Susan Duvall... Has one brother, Sam... Nickname is Duvi... Favorites included: Andrew Benintendi (player), Cincinnati Reds (team), Forrest Gump (movie), Impractical Jokers (TV show), Will Ferrell (actor), prime rib (meal), Dierks Bentley (musician), ice cream (late night snack)... Says Tom Hanks is the actor who would play him in a movie... Uses simple as the one word to describe himself... Roommates with Walker Grisanti and Drake Fellows... Lists winning the Greater Western Ohio Conference title three years in a row as his most memorable athletic moment... Named a scholar-athlete in 2014, 2015 and 2016... Chose Vanderbilt for the "coaches, education, Nashville and chance to win."



**Sophomore - C**  
**5' 11" 190 lbs.**  
**Bats/Throws: L/R**  
**Lebanon, Ohio**  
**Lebanon HS**

**Ty**  
**Duvall**  
**20**

	AVG	G/GS	HR	RBI	E
2017	.375	17/4	0	6	1
<b>CAREER</b>	<b>.375</b>	<b>17/4</b>	<b>0</b>	<b>6</b>	<b>1</b>

## Career Game Highs

Hits: 3, 3/14/17 vs. Western Kentucky  
 Runs: \*1, last 5/18/17 vs. Alabama  
 RBI: \*2, last 4/4/17 vs. UT Martin  
 Walks: \*1, last 4/11/17 vs. Tennessee Tech  
 HRs: None  
 Strikeouts: 1, 3/22/17 vs. Belmont  
 Stolen Bases: None







# THE COMMODORES



**Junior - RHP**  
**6' 2" 230 lbs.**  
**Clarksville, Tenn.**  
**Clarksville HS**

**Donny**  
**Everett**  
**41**

	W-L	ERA	G/GS	BB	K
2016	0-1	1.50	6/2	9	19
<b>CAREER</b>	<b>0-1</b>	<b>1.50</b>	<b>6/2</b>	<b>9</b>	<b>19</b>

## Career Game Highs

Innings Pitched: 4.0, 4/26/16 vs. Austin Peay  
 Strikeouts: \*3, 5/17/16 vs. Morehead State  
 Hits Allowed: 6, 5/10/16 vs. Louisville  
 Walks Allowed: \*2, 5/17/16 vs. Morehead State  
 Runs Allowed: 5, 5/10/16 vs. Louisville

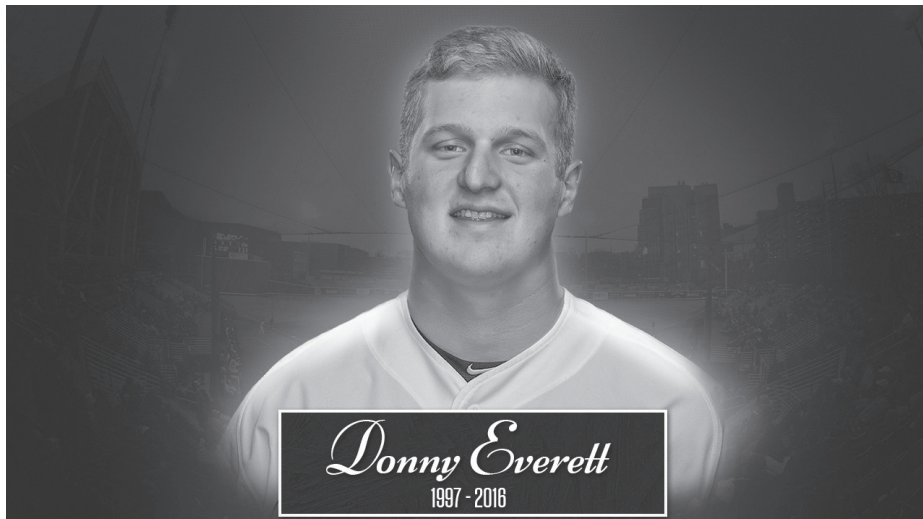


**QUOTING CORBIN PRIOR TO 2016 SEASON** ★ *Donny certainly falls in line with the premier pitchers that we have been fortunate to get out of the state of Tennessee. He has overriding arm strength with the ability to throw consistent strikes. His future is bright and it is only a matter of time before he impacts our staff.*

**2016** ★ Everett tragically passed away in a drowning accident the night before the Commodores were scheduled to open play in the NCAA Nashville Regional... Pitched in six games as a true freshman, making two starts, going 0-1 with a 1.50 ERA... Punched out two in a scoreless inning of relief against Missouri 5/24 at SEC Tournament... Finished off the team's eighth shutout of the season with two scoreless innings and three strikeouts vs. Morehead State 5/17... Took his first career loss in his second start, giving up five runs, one earned, on six hits over three-plus innings against Louisville 5/10... Saw his first Southeastern Conference action with a scoreless inning against Georgia 4/30 striking out the side... Earned the first of his career vs. Austin Peay 4/26 allowing one run on two hits with no walks and two strikeouts over four innings of no decision, retired 11 straight at one point... Made his collegiate debut against Middle Tennessee 4/12 working a scoreless inning.

**HIGH SCHOOL** ★ Named a Perfect Game All-American in 2015... 2015 Gatorade Tennessee Player of the Year and District Pitcher of the Year... All-District Player 2012-15... Lettered four years in baseball helping lead Clarksville HS to District championships in 2014 and 2015... Graduated high school with a 3.8 GPA... Played summer/high school ball with Philadelphia 2013 draft pick Venn Biter and Josh Rye (Austin Peay)... Drafted by Milwaukee in the 29th round in 2015.

**PERSONAL** ★ Donald Edward Everett... Born 4/16/97 in Clarksville, Tenn.... Son of Teddy and Susan Everett... Dad served 10 years in the Army... Nickname was The Don... Favorites include: Boston Red Sox (team), Fast & Furious and Gone in 60 Seconds (movies), American Dad and Family Guy (TV shows), Paul Walker (actor), smoked pork, collard greens and biscuits (meal), Fleetwood Mac (band), popcorn or peanut butter (late night snack)... Says he would have been a classic car restorer if he was not an athlete... Names Jonah Hill as the actor that would play him in a movie... Uses carefree as the one word to describe himself... Chose Vanderbilt because of "the family here is just something you cannot pass up."



# THE COMMODORES



**QUOTING CORBIN** ★ *Drake impacted our team and pitching staff immediately as a freshman. He became a solid starter for us in the league and down the last stretch of the season. He has the ability to throw consistent strikes with several pitches and has good presence...he competes well. He has made a jump physically and will continue to do so. He will be in contention for a starting role on our staff.*

**2017** ★ Recorded a 3-3 record alongside a 3.30 ERA during his freshman season... Made 16 appearances including 10 starts for the Commodores, holding opponents to a .226 average... Boasted a 68-17 strikeout-to-walk ratio... Pinned with a tough-luck loss at Clemson 6/4 at Clemson Regional giving up two runs on six hits with seven strikeouts over 6.2 innings, his fifth quality start of the season... Struck out a career-best 10 in 6.2 innings against Alabama 5/20 allowing three runs, two earned, on four hits... Worked a clean inning of relief at Louisville 5/9... Struck out the side in a scoreless inning of relief against Austin Peay 5/2... Finished off his first career save with 3.2 innings at Georgia 4/22 in second game of doubleheader to clinch series, allowing two unearned runs on one hit with four strikeouts... Made his first career relief appearance against Tennessee Tech 4/11 allowing a hit and punching out two... Named SEC Freshman of the Week for his stellar start against Saint Mary's 3/12, turning in a career-high eight innings and allowing only one unearned run on two singles with no walks and eight strikeouts, retired 18 straight batters at one point... Earned his second win with six solid innings against CSUN 3/5 allowing one run on eight hits with five strikeouts... Impressed again in a no decision against UIC 2/26 with seven strong innings and a career-best nine strikeouts, allowing two runs on seven hits... Became just the second freshman pitcher in the Corbin era to earn a spot in starting rotation for opening weekend and did not disappoint, turning in six scoreless innings and allowing only two hits and punching out five in win at San Diego 2/19... **SUMMER BALL** ★ Made two starts with Ocean State in the New England Collegiate Baseball League... Did not allow a run in 11 innings while striking out 13 batters and permitting just six hits.

**HIGH SCHOOL** ★ Named a 2016 Rawlings-Perfect Game second team All-American... Top-ranked pitcher in Illinois according to Perfect Game... Lettered in baseball and basketball at Joliet Catholic Academy... Hilltoppers claimed the 2014 state title and finished the year ranked 25th in the nation... Named ESCC Pitcher of the Year in 2014 and 2015, earning All-Conference honors both years... Played high school and/or summer ball with Mitch Boe (Iowa), Nick Dale-sandro (Purdue) and Michael Ruffalo (Indiana State).

**ACADEMICS** ★ Fellows has not declared a major.

**PERSONAL** ★ Drake Robert Fellows... Born 3/6/98 in Lawrenceburg, Ind.... Son of Robert and Annie Fellows... Has two siblings, Carter and Jaden... Nickname is Draker... Favorites include: David Ortiz (player), Chicago Cubs (team), Step Brothers (movie), The League, Criminal Minds, Two and a Half Men (TV shows), Will Ferrell (actor), steak (meal), Wiz Khalifa (musician), apples and peanut butter (late night snack)... Names Seth Green as the actor to play him in a movie... Solving a Rubik's Cube is his oddest talent... Uses dedicated as the one word to describe himself... Roommates with Walker Grisanti and Ty Duvall... Lists playing in the Perfect Game All-American game as his most memorable athletic moment... Chose Vanderbilt for the great academics, baseball program and coaching staff.



**Sophomore - RHP**  
**6' 5" 205 lbs.**  
**Bats/Throws: L/R**  
**Plainfield, Ill.**  
**Joliet Catholic Academy**

**Drake**  
**Fellows**  
**66**

	W-L	ERA	G/GS	BB	K
2017	3-3	3.30	16/10	17	68
<b>CAREER</b>	<b>3-3</b>	<b>3.30</b>	<b>16/10</b>	<b>17</b>	<b>68</b>

## Career Game Highs

Innings Pitched: 8.0, 3/12/17 vs. Saint Mary's G2  
 Strikeouts: 10, 5/20/17 vs. Alabama  
 Hits Allowed: 8, 3/5/17 vs. CSUN  
 Walks Allowed: \*3, last 4/2/17 at Kentucky  
 Runs Allowed: 6, 4/15/17 vs. Florida







# THE COMMODORES



**RS Sophomore - OF**  
**6' 0" 175 lbs.**  
**Bats/Throws: R/R**  
**Nashville, Tenn.**  
**Ensworth HS**

**Kiambu**  
**Fentress**  
**13**

	AVG	G/GS	HR	RBI	E
2017	.250	6/0	0	1	0
<b>CAREER</b>	<b>.250</b>	<b>6/0</b>	<b>0</b>	<b>1</b>	<b>0</b>

## Career Game Highs

Hits: 1, 4/18/17 at Middle Tennessee State  
 Runs: None  
 RBI: None  
 Walks: None  
 HRs: None  
 Strikeouts: None  
 Stolen Bases: None

**QUOTING CORBIN** ★ *Kiambu continues to make improvements as a player in our program. He has taken advantage of back-to-back summer opportunities to develop his game...especially offensively. Kiambu possesses very good speed and tracking ability as an outfielder. As he gains more consistency and improves as an offensive player, Kiambu will push for more time on the field. He has a very positive team personality...really enjoys the team environment.*

**2017** ★ Legged out an infield single at Middle Tennessee 4/18 for his first career hit... Made his collegiate debut in LF against UT Martin 4/4... **SUMMER BALL** ★ Batted .326 in 32 games with the Martha's Vineyard Sharks in the Futures Collegiate Baseball League of New England... Recorded 14 RBIs and a home run while swiping 30 bases.

**2016** ★ Did not participate in team activities... **SUMMER BALL** ★ Hit .299 with five extra base hits and 20 runs in 37 games for Riverhead in Hamptons Collegiate Baseball League.

**HIGH SCHOOL** ★ Lettered in football and baseball at Ensworth in Nashville... Won four state championships on the gridiron with the Tigers earning first team All-State and All-District honors after leading the state in yards per catch... Was an All-District selection on the diamond at Cheshire Academy where he was team captain in 2015... Played summer/high school ball with numerous Division I athletes including former Vanderbilt commit and Arizona 2014 first round pick Touki Toussaint, Kevin Steen (Boston), Dale burdick (New York Mets), Benito Santiago (Tennessee), Luke Bonfield and Kyle Pate (Arkansas), Raphael Ramirez (New York Mets), Jeremiah Muhammad (Seattle), Josh Shaw and Ryan Markey (St.Johns) and Roberto Gonzalez (Minnesota).

**ACADEMICS** ★ Fentress is majoring in psychology.

**PERSONAL** ★ Kiambu-Afi Fentress... Born 8/31/96 in Nashville, Tenn.... Son of Royce and Persephone Fentress... Has one brother, Nantambu... Dad was an All-American football player at Elon, where he is enshrined in the Hall of Fame... Brother played football at Miami... Nickname is Bu... Favorites include: Dee Gordon (player), New York Yankees (team), The Sandlot, Space Jam, The Rookie, Angels in the Outfield (movies), Martin, Fresh Prince of Bel-Air, The Jaime Foxx Show (TV shows), Will Smith (actor), ribs, mashed potatoes, corn on the cob and green beans (meal), Kendrick Lamar, J. Cole, Drake, Weezy, Rick Ross (musicians), apple chips (late night snack)... Says he would be an actor or musician if he was not athlete... Names Derek Luke as the actor that would play him in a movie... Roommates with Alonzo Jones and Harrison Ray... Chose Vanderbilt because "it's been my dream school for forever and I didn't chose Vanderbilt, Vanderbilt chose me."



**RS Sophomore - LHP**  
**6' 2" 180 lbs.**  
**Bats/Throws: L/L**  
**Lebanon, Tenn.**  
**Wilson Central HS**

**AJ**  
**Franklin**  
**49**

## 2016-17 SEC Academic Honor Roll

**QUOTING CORBIN** ★ *AJ is looking to get on the field after redshirting his first year then suffering a season ending injury last fall. We all would like to see something good happen to this young man. He is driven, conscientious, smart and a very good teammate. In short doses during the fall, AJ showed the ability to move the ball effectively and keep the ball down. He will compete for a role out of the bullpen.*

**2017** ★ Missed the 2017 season with a knee injury after redshirting in 2016.

**2016** ★ Did not participate in team activities... **SUMMER BALL** ★ Pitched in 10 games, four starts, for Charlottesville in Valley League going 1-4 with a 5.10 ERA.

**HIGH SCHOOL** ★ Lettered in three sports at Wilson Central HS earning four in baseball, three in basketball and one in football... Helped lead Wildcats 20 District title in 2014 and runner-up in 2015 with a trip to sub-state tournament... Named Left-Handed District Pitcher of the Year in 2013 and 2015 after missing 2014 season... Graduated high school with a 4.0 GPA in the top 10% of his class... Played summer ball for Knights Baseball.

**ACADEMICS** ★ Franklin is majoring in human and organizational development.

**PERSONAL** ★ Alexander Jace Franklin... Born 8/18/96 in Nashville, Tenn.... Son of Jason and Lorie Franklin... Has one brother, Baylor... Dad played baseball at Motlow State and Cumberland University and later coached high school basketball and baseball... Mom was an All-MidState basketball player... Brother runs cross country... Favorites include: Madison Bumgarner, Chris Sale and David Price (players), Cincinnati Reds (team), Remember the Titans, The Natural, Step Brothers, The Other Guys, The Naked Gun (movies), The Office, Friends (TV shows), Steve Carrell (actor), filet mignon (meal), classic rock and some country (music), peanut butter sandwich with milk (late night snack)... Says he would be an architect or coach if not an athlete... Names Robert Redford ("in his prime") as the actor to play him in a movie... Lists his oddest talent as being "very good at building with Legos"... Uses happy as the one word to describe himself... Roommates with JJ Bleday and Justin Wilson... Says winning the 11U BPA World Series is his most memorable athletic moment... Chose Vanderbilt because "it's been my dream to come here my whole life. It's the best baseball program in the country and one of the best schools in the country."

## Career Game Highs

Innings Pitched: None  
 Strikeouts: None  
 Hits Allowed: None  
 Walks Allowed: None  
 Runs Allowed: None

# THE COMMODORES



**QUOTING CORBIN** ★ - *If there was one pitcher who made the most progress from the time he arrived on campus to the time he left, it was Jackson. We used Jackson sparingly at the beginning, but once his confidence grew, he became our “go-to” guy at the end of the game. Jackson is beginning to harness his pitches and show greater command. I thought he jumped another notch during the fall. His body and fitness levels have improved and will add to his pitching skill sets. I like what is in front of him.*

**2017** ★ Made 16 relief appearances, posting a 3.60 ERA during his freshman campaign ... limited opponents to a .173 average in 15.0 innings ... Inherited and left the bases loaded at Clemson 6/5 turning in 1.2 scoreless innings at Clemson Regional... Stranded two inherited runners and worked 1.1 innings of relief against Alabama 5/20... Inherited the bases loaded and stranded them loaded, recording two outs against Middle Tennessee 5/16... Punched out the only two batters he faced in loss Arkansas 5/14... Worked a perfect inning of relief at Louisville 5/9... Turned in his longest outing of the year with two innings of work against Austin Peay 5/2 allowing a run on two hits... Struck out two in a perfect inning of relief against Tennessee Tech 4/11... Worked a scoreless inning of relief against UT Martin 4/4... Struck out two with one walk and one hit in lone inning of relief against Central Arkansas 3/8... Impressed in his collegiate debut against Evansville 2/22, striking out the side in 14 pitches... **SUMMER BALL** ★ Posted a 3.72 ERA in five games including three starts with the Sanford Mainers of the New England Collegiate Baseball League... Tossed 19.1 innings while striking out 22 and permitting just 12 hits.

**HIGH SCHOOL** ★ The top prospect in the state of Massachusetts according to Perfect Game... Lettered four years in baseball and one in football at Wilmington HS... Captained the baseball team as a senior... Played summer and/or high school ball with Ryan January (Arizona Diamondbacks), Rich Gilbride (Siena), Morgan McSweeney (Wake Forest).

**ACADEMICS** ★ Gillis is undecided on a major.

**PERSONAL** ★ Jackson Kennedy Gillis... Born 11/27/97 in Stoneham, Mass.... Son of Joe and Andrea Gillis... Has two siblings, Carlyn and Delaney... Favorites include: David Ortiz (player), Boston Red Sox (team), the Harry Potter series (movies), The Walking Dead (TV show), Will Ferrell (actor), steak (meal), G-Eazy (musician), peanut butter and grape jelly uncrustable (late night snack)... Says Ben Affleck would play him in a movie... Lists card tricks as his oddest talent... Uses funny as the one word to describe himself... Roommates with Maddux Conger, Julian Infante and Zach King... Starting his first high school game as a freshman is his most memorable athletic moment... Recipient of Sartain Lanier Athletic Scholarship... Chose Vanderbilt because it is “one of the most prestigious universities in the country.”




**Sophomore - LHP**  
**6' 3" 225 lbs.**  
**Bats/Throws: R/L**  
**Wilmington, Mass.**  
**Wilmington HS**

**Jackson**  
**Gillis**  
**35**

	W-L	ERA	G/GS	BB	K
2017	0-0	3.60	16/0	11	19
<b>CAREER</b>	<b>0-0</b>	<b>3.60</b>	<b>16/0</b>	<b>11</b>	<b>19</b>

## Career Game Highs

Innings Pitched: 2.0, 5/2/17 vs. Austin Peay  
 Strikeouts: 3, 2/22/17 vs. Evansville  
 Hits Allowed: \*2, last 5/2/17 vs. Austin Peay  
 Walks Allowed: 4, 3/25/17 vs. Texas A&M  
 Runs Allowed: 3, 3/25/17 vs. Texas A&M





# THE COMMODORES



**Junior - OF**  
**5' 10" 190 lbs.**  
**Bats/Throws: L/R**  
**Collierville, Tenn.**  
**Christian Brothers HS**

**Walker**  
**Grisanti**  
**17**

	AVG	G/GS	HR	RBI	E
2016	.349	30/10	1	10	0
2017	.267	21/2	0	4	0
<b>CAREER</b>	<b>.315</b>	<b>51/12</b>	<b>1</b>	<b>14</b>	<b>0</b>

## Career Game Highs

Hits: \*2, last 4/6/17 at South Carolina  
 Runs: 3, 3/12/16 vs. Xavier  
 RBI: 3, 3/9/16 vs. Radford  
 Walks: 2, 3/12/17 vs. Xavier  
 HRs: 1, 5/25/16 vs. Texas A&M  
 Strikeouts: \*2, last 4/8/17 at South Carolina



**QUOTING CORBIN** ★ Walker was the winner of the Omaha Challenge for the position players. He takes great pride in his physical fitness level and his body...he's a tough kid. Over the past four months, Gris has shown a great deal of offensive improvement. He left the fall as one of our top hitters. His routes defensively and his arm have also gotten better. Besides his playing abilities, his "team mentality" and his care for his teammates is extremely important to him.

**2017** ★ Played in 21 games including making a pair of starts during his sophomore season ... batted .267 with a pair of doubles ... recorded four RBI and 10 total bases ... Came off the bench to single in win over Alabama 5/18... Doubled and scored in win at Middle Tennessee 4/18... Earned his second start of the season and first in right field at South Carolina 4/8 going 0-for-2... Singled for third straight game in win at South Carolina 4/7... Doubled in a run and went 2-for-4 in victory at South Carolina 4/6... Came off the bench to drive in two runs with a single in win over UT Martin 4/4... Scored two runs off the bench in win over Western Kentucky 3/14... Came off the bench to score a run and drive a run in victory over CSUN 3/5... Singled as a pinch hitter in win at San Diego 2/19... Earned the Opening Day start in left field and went 0-for-3 at San Diego 2/16... **SUMMER BALL** ★ Hit .241 in 24 games with the Santa Barbara Foresters of the California Collegiate League... Finished with three extra-base hits and 18 total bases.

**2016** ★ Blossomed late in his freshman season, playing in 30 games, starting 10, and hitting .349 with 10 RBI... Hit his first career home run in dramatic fashion in ninth inning with pinch hit solo homer to beat Texas A&M 5/25 at SEC Tournament... Infield single scored run in win vs. Western Kentucky 5/3 starting in LF... Started consecutive games for first time this season going 0-for-2 with a run scored in win over Austin Peay 4/26... Drew his third career start in LF at Tennessee 4/24 going 2-for-3 with a go-ahead, RBI-triple to match career-best two hits... Started at DH against Middle Tennessee 4/12 going 1-for-4 with a RBI-single... Infield, pinch hit single at LSU 4/8... Doubled and scored in loss at LSU 4/7... Started his first game since 3/12 getting nod as DH for first time in win vs. Lipscomb 4/5 going 1-for-1 with a run scored... Scored a career-best three runs vs. Xavier 3/12 going 2-for-3 with a pair of walks... Earned his first career start in left field vs. Radford 3/9 going 2-for-4 with a three-run double... Singled in two at-bats off the bench vs. Radford 3/8... Ripped a two-run triple into the gap vs. UIC 2/28 for his first career RBI... Doubled to left in his first career at-bat against San Diego 2/21... Made collegiate debut in left field against San Diego 2/20... **SUMMER BALL** ★ Played in 36 games for the Upper Valley Nighthawks in the New England Collegiate Baseball League hitting .212 with six doubles and 21 runs scored.

**HIGH SCHOOL** ★ Named an All-American by Perfect Game, All-State and All-Region in 2015 after team won region and state titles at Christian Brothers HS in Memphis, Tenn.... Also helped Purple Wave to region and state titles in 2013... Tagged as Mr. Baseball and Best of Preps Baseball Player of the Year finalist and male athlete of the year by The Commercial Appeal in 2015... Earned All-State and All-Region recognition in 2014... Lettered three years in baseball and football, earning All-Region honors on the gridiron in 2014... Played high school/summer ball with several Division I players including the late Donny Everett (Vanderbilt), James Muse (Memphis), Tyler Walton (Memphis), Chris Carrier (Memphis), Rodney Hutchison (North Carolina), Utah Jones (North Carolina) Luke Shilling (Illinois) and Atlanta 2015 first round pick Austin Riley (Braves).

**ACADEMICS** ★ Grisanti is majoring in human and organizational development.

**PERSONAL** ★ Walker Tate Grisanti... Born 11/29/96 in Memphis, Tenn.... Son of Darby and Frank Grisanti... Has three siblings: brothers, Brad and Grayson, and sister, Lindsay... Grandfather, Buddy Soefker, played football at LSU and for the Los Angeles Rams, uncle played football at Vanderbilt... Nickname is Clyde... Favorites include: Bryce Harper (player), Straight Outta Compton (movie), Breaking Bad (TV show), Mark Wahlberg (actor), chicken (meal), Kevin Gates (musician)... If he was not an athlete he would be a strength coach... Says "The Rock" Dwayne Johnson would play him in a movie... Races motorcycles as his oddest talent... Uses hardworking as the one word to describe himself... Roommates with Drake Fellows and Ty Duvall... Lists winning a state championship his senior year as his most memorable athletic moment... Chose Vanderbilt because of "Coach Corbin, academics and the baseball culture."



# THE COMMODORES



**QUOTING CORBIN** ★ Julian is a very mature and giving teammate. Those traits were very apparent when he arrived and have sustained him during his three years. Julian's power production has impacted our lineup during his first two years and will again this year. He has a very deliberate investment level and approach to the game of baseball as well as his schoolwork. His personality is extremely positive and very connective – very teachable young man.

**2017** ★ Led the Commodores with 66 RBI while boasting a .315 average and 130 total bases during sophomore season... On May 7, Infante drove in a career-best seven runs against Missouri, becoming the first Dore since Dominic de la Osa (2006) to do so while matching a Hawkins Field record with three doubles... One of two Dores to play in all 62 games... Drove in three runs with his first triple of the season to deliver lead in win vs. Missouri 5/5... Doubled and drove in three runs in victory vs. Austin Peay 5/2... Drove in three runs as part of three-hit game, including two doubles, in win over Georgia in second game of doubleheader 4/22... Belted his ninth homer of the year and scored two runs in win at Georgia 4/21... Smashed his first career grand slam in win at Middle Tennessee 4/18, scoring three runs... Drove in two runs with a pair of single in loss to Florida 4/15... Hit game-winning, two-run homer in top of the 13th inning at South Carolina 4/7, home runs in three of last four games... Smashed his sixth homer of the season in win at South Carolina 4/6, RBIs in three straight games... Homered as part of a three-hit game in win at Kentucky 4/2... Smashed his second homer in three games in victory vs. Texas A&M 3/25, going 2-for-3 with three RBIs... Set career-bests with four hits and four runs scored in win against Belmont 3/22, driving in three runs and hitting his third homer... Knocked in two runs with a pair of hits in loss at Ole Miss 3/19... Recorded his fourth two-hit game in his last five in victory over Western Kentucky 3/14, walking twice and driving in a run... Pushed hitting streak to six games with a pair of singles in win over Saint Mary's 3/12, also set a new career-best with three walks... Singled three times to set a new career-best in loss to CSUN 3/3, driving in a run and scoring a run for third straight game... Hit his second home run of the season with a solo shot in win over SE Louisiana 3/1... Posted his third two-hit game of the season with a pair of singles with one RBI in loss to UIC 2/26... Singled and scored in win over UIC 2/25 to push hitting streak to six games... Matched a career-best with three RBIs in series-clinching win at San Diego 2/19 going 2-for-4 with a double... Smashed his first home run of the year, a two-run shot, at San Diego 2/17... **SUMMER BALL** ★ Played in 25 games with the Brewster Whitecaps of the Cape Cod Baseball League... Hit .205 with nine runs and a pair of homers across 25 games.

**2016** ★ Missed the first two months of the season with a broken wrist but hit six home runs in 26 games in the second half of the season, starting 22 and hitting .259 as a true freshman... Singled and struck out twice in NCAA Regional loss to Xavier 6/4... Doubled and scored in loss to Ole Miss 5/26 at SEC Tournament... Hit a home run for second straight day in win over Texas A&M 5/25 as part of two-hit, two-run day... Came off the bench to hit pinch-hit homer in win over Missouri 5/24 in SEC Tournament opener... Matched a career-high with three strikeouts in win over Auburn G1 5/19... Started his first career game at 3B in win over Morehead State 5/17 going 1-for-4 with two RBI... Singled for his fifth hit of the weekend at Florida 5/15, going 5-for-12 in the series... Smashed his fourth home run of the season with a solo shot in the second inning at Florida 5/14... Matched a career-high with three RBI in win vs. Western Kentucky 5/3 with a career-best two hits going for a double and a triple... Hit a first inning home run in win over Georgia 5/1, scoring two runs and walking twice... Doubled for the second straight day in win vs. Georgia 4/30 driving in a run for the third straight game... Drove in a career-high three runs in win over Georgia 4/29, scoring twice... Hit his second home run in just his fifth career start going 1-for-4 with two RBI vs. Austin Peay 4/26... Hit his first career home run in his first career start (1B), scoring two runs in win over Central Arkansas 4/19... Made his collegiate debut in win vs. Middle Tennessee 4/12 singling as a pinch hitter... **SUMMER BALL** ★ Played in 25 games for Brewster in the Cape Cod League hitting .205 with two home runs and nine RBI.

**HIGH SCHOOL** ★ Named an All-American by Perfect Game after helping Westminister Christian to the Florida state championship... Holds the Florida state record for home runs in a single season with BBCOR bats with 13... Tagged as the Miami Dade Player of the Year in 2015 and Hitter of the Year in 2014 and 2015... Helped Warriors win Regional titles 2012-13 and 2015 and District titles 2012-15... Captained baseball team as a junior and senior... Lettered in basketball and baseball... Played summer/high school ball with several Division I players including Daniel Reyes (Florida), Eli Marrero (Mississippi State), Romy Gonzalez (Miami), Jonathan India (Florida) and Adrian Mayans (Davidson).

**ACADEMICS** ★ Infante is majoring in economics.

**PERSONAL** ★ Julian Joseph Infante... Born 9/24/96 in Miami, Fla.... Son of Mati and Joseph Infante... Has one sister, Taylor... Parents were both born in Cuba... Nickname is Jules... Favorites include: Josh Donaldson (player), New York Yankees (team), 300 (movie), Arrow (TV show), Channing Tatum (actor), sushi (meal), The Weeknd (musician), bananas (late night snack)... Says he would be a public speaker if he was not an athlete... Lists Channing Tatum as the actor that would play him in a movie... Uses different as the one word to describe himself... Roommates with Maddux Conger, Zach King and Jackson Gillis... Names hitting a game-winning double off the wall in the state championship game as his most memorable athletic moment... Chose Vanderbilt "because I believe that it can provide me with the resources to become the man I want to be. Vanderbilt allows me to use all the talents God provided me with."



**Junior - IF**  
**6' 3" 215 lbs.**  
**Bats/Throws: R/R**  
**Miami, Fla.**  
**Westminister Christian HS**

**Julian Infante**  
**22**

**2015-16 First-Year**  
**SEC Academic Honor Roll**  
**2016-17 SEC**  
**Academic Honor Roll**  
**2018 preseason All-American**

	AVG	G/GS	HR	RBI	E
2016	.259	26/22	6	20	3
2017	.315	62/62	11	66	9
<b>CAREER</b>	<b>.301</b>	<b>88/84</b>	<b>17</b>	<b>86</b>	<b>12</b>

## Career Game Highs

Hits: 4, 3/22/17 vs. Belmont  
 Runs: 4, 3/22/17 vs. Belmont  
 RBI: 7, 5/7/17 vs. Missouri  
 Walks: 3, 3/12/17 vs. Saint Mary's G2  
 HRs: \*1, last 5/14/17 at Arkansas  
 Strikeouts: 4, 3/18/17 at Ole Miss  
 Stolen Bases: None





# THE COMMODORES



**Junior - OF**  
**5' 10" 195 lbs.**  
**Bats/Throws: S/R**  
**Columbus, Ga.**  
**Columbus HS**

**Alonzo**  
**Jones**  
**8**

**2016 Freshman**  
**All-American**  
**2015-16 First-Year**  
**SEC Academic Honor Roll**  
**2016-17 SEC**  
**Academic Honor Roll**

	AVG	G/GS	HR	RBI	E
2016	.285	49/46	1	35	4
2017	.221	35/25	0	10	5
<b>CAREER</b>	<b>.262</b>	<b>84/71</b>	<b>1</b>	<b>45</b>	<b>9</b>

## Career Game Highs

Hits: \*3, last 2/17/17 at San Diego  
 Runs: \*3, last 2/17/17 at San Diego  
 RBI: 5, 2/21/16 vs. San Diego  
 Walks: \*3, last 4/4/17 vs. UT Martin  
 HRs: 1, 2/21/16 vs. San Diego  
 Strikeouts: \*3, last 4/7/17 at South Carolina  
 Stolen Bases: \*2, last 2/25/17 vs. UIC



**QUOTING CORBIN** ★ *Alonzo is a mature, intentful and consistent student-athlete. He is a very talented young man who can help our team in various ways. He has game changing speed and can put pressure on the defense from both sides of the plate. After playing the middle infield his first two years, Alonzo will transition to the outfield where he has improved greatly over the summer and fall. He has outstanding closing speed on the ball to go along with a strong, accurate throwing arm.*

**2017** ★ Made 35 appearances including 25 starts, hitting .221 with three doubles and a pair of triples as a sophomore... drew 18 walks and posted a .357 on base percentage... Tripled for the second game in a row, going 2-for-2 with two RBIs vs. Alabama 5/18... Came off the bench and tripled in his lone at-bat in win over Middle Tennessee 5/17... Scored the tying run in ninth inning and struck out in lone at-bat vs. Missouri 5/6... Drove in a run with a single in win at Middle Tennessee 4/18... Singled twice in loss to Tennessee Tech 4/11, starting his eighth straight game at 2B... Reached base for the 11th straight game with a single in win at South Carolina 4/6... Matched a career-high with three walks in win against UT Martin 4/4... Singled in a run in victory vs. Kentucky 4/2 starting his third straight game at 2B... Scored two runs and drove in two more in victory vs. Texas A&M 3/25... Started at SS for the first time this season going 1-for-3 with two RBIs in win over Belmont 3/22... Matched a career-best with two stolen bases in win over UIC 2/25, going 1-for-2 with a run scored... Singled as a pinch hitter against UIC 2/24... Knocked in a run in win over Evansville 2/22... Matched career-best with three hits and three runs scored while driving in a run in victory at San Diego 2/17... **SUMMER BALL** ★ Batted .311 with 16 RBIs and 27 runs during 27 games with the Green Bay Bullfrogs of the Northwoods League.

**2016** ★ Named a Freshman All-American by Collegiate Baseball... Started his first game as the designated hitter since 5/7 in NCAA Regional loss to Washington 6/4 going 0-for-2 with a career-high three walks... Doubled and drove in two runs in loss to Texas A&M 5/27 at SEC Tournament, started his seventh straight game at 2B... Singled twice and walked to reach base three times in loss to Ole Miss 5/26 at SEC Tournament... Singled and scored in win over Texas A&M 5/25 at SEC Tournament... Singled twice and scored two runs in win vs. Auburn G2 5/19, stealing a career-high two bases... Doubled in a run and scored in win over Auburn G1 5/19... Doubled in a run and scored a run in win at Texas A&M 5/6... Knocked in three runs in win over Georgia 4/29 going 2-for-4 with two walks... Matched a career-high with three hits in win over Austin Peay 4/26 starting at 2B... Singled and doubled in win vs. Kentucky 4/15 scoring a run... Drove in two runs in win over South Carolina 4/2 going 2-for-5 with a double... Knocked in three runs in win over South Carolina 3/31 going 2-for-4... RBI-single in win over Belmont 3/29 gave him RBI in three of last four games... Matched a career-high with three runs scored in win at Missouri 3/27... Knocked in a run in the 11th inning of win at Missouri 3/26... Scored a career-high three runs and matched career-best with two stolen bases while extending hitting streak to eight games in win over Mississippi State 3/20... Pushed hitting streak to seven games with two doubles vs. Mississippi State 3/19... Stole two bases in win vs. Radford 3/8... Knocked in three runs in win over UIC 2/28 in his first career start at SS, five RBI in last two games... Drew a bases loaded walk to score game-winning run against UIC 2/27, drove in a run with first career triple as part of game-tying rally... Picked up his third multi-hit game in his sixth collegiate game in win over UIC 2/26... Knocked in two runs in win over EIU 2/24, RBI in three of last four games... Posted a monster game vs. San Diego 2/21 going 3-for-3 with his first career home run, driving in five runs while scoring two more... Picked up his first two collegiate hits in win over San Diego 2/20 driving in two runs with a double and scoring twice... **SUMMER BALL** ★ Hit .173 with two doubles and two triples in 27 games for Cotuit in the Cape Cod League.

**HIGH SCHOOL** ★ Named a Perfect Game All-American 2014-15... Played in the 2014 Under Armour All-American game and East Coast Pro Showcase... Tabbed All-BiCity in 2014 while playing for powerhouse Columbus HS in Columbus, Ga. lettering all four years on the baseball team... Earned Columbus Valley Baseball Award... Set the record for fastest 60-yard dash time on grass (6.17) at Perfect Game... Won 2012 GHSA AAA state and regional titles in 2012... Won BCS and VVBA national championships in 2012 during the summer and followed up with 2013 BCS national title and being named 17U BCS MVP... Earned 2015 Page One Award for academics, AP Scholar and was his high school's Alpha Scholar in 2012... Played high school and/or summer ball with Houston 2015 first round pick Daz Cameron and Toronto 2015 draft pick and former Vanderbilt commit Reggie Pruitt as well as Georgia Tech's Kel Johnson... Picked in 36th round by Chicago (NL) in 2015.

**ACADEMICS** ★ Jones is majoring in sociology.

**PERSONAL** ★ Alonzo Earl Jones Jr.... Born 2/24/97 in Columbus, Ga.... Son of Kathy and Alonzo Jones Sr.... Has one sister, Alexis... Nickname is Zo... Favorites include: Andrew McCutchen (player), St. Louis Cardinals (team), track & field (other sport), Fast & Furious: Tokyo Drift (movie), Arrow and Burn Notice (TV shows), Paul Walker (actor), Drake (musician), toasted pop-tart and yogurt (late night snack)... Says he would be a sports broadcaster if not an athlete... Lists his best friend Dale Williams as the person that would play him in a movie... His oddest talent is his double-jointed thumbs... Uses vitesse as the one word to describe himself... Roommates with Kiambu Fentress and Harrison Ray... Lists scoring the winning-run of the state championship game on a passed ball from second base as his most memorable athletic moment... Recipient of the Black & Gold Society Scholarship... Chose Vanderbilt because "I loved the atmosphere, combined with the elite level of academics and baseball."

# THE COMMODORES



**QUOTING CORBIN** ★ Connor has been a very consistent performer for us since he arrived at Vanderbilt. He has advanced himself to a level of defense at the shortstop position, which very few can get to. His hands are very secure, his arm is accurate and his footwork has improved greatly over the last two years. His continuous growth as an offensive player will allow him to be a very productive player in this conference. Fun to coach and be around – great disposition.

**2017** ★ One of three players to appear in all 62 games during sophomore season... started 59 games, hitting .222 with seven doubles while recording 18 RBI... fourth on the team with 25 walks while posting a .316 on base percentage... Scored a run and drove in another going 1-for-4 in win at Clemson 6/5 at Clemson Regional... Singled and scored in win vs. Clemson 6/3 at Clemson Regional... Scored two runs and singled twice in win over St. John's at Clemson Regional... Hit his first career home run to tie the game in the seventh inning and walked twice with scored two runs in SEC Tournament loss to South Carolina 5/23... Scored a career-high three runs and walked twice in victory vs. Alabama 5/19... Drove in two runs with a two-hit game in win over Middle Tennessee 5/16... Notched his first triple of the season in loss at Arkansas 5/12... Scored twice and drove in a run in win against Missouri 5/7... Drove in two runs two match a career-best in win at Georgia 4/22 in second game of doubleheader going 2-for-5... Doubled and scored twice in win at Middle Tennessee 4/18... Knocked in a run for the second straight game in win vs. Florida 4/14 with a suicide squeeze bunt... Drove in a season-best two runs in loss to Florida 4/13... Extended hitting streak to seven games with a double in eighth inning of win over UT Martin 4/4... Matched his career-best with three singles in win at Kentucky 4/2... Singled twice and drove in a run in loss to Texas A&M 3/26... Came off the bench to play third base against Texas A&M 3/25, adding a single... Singled in loss at Ole Miss 3/17... Walked and scored in win against Western Kentucky 3/14... Scored twice and went 1-for-3 with his first RBI since 2/19 in win over Saint Mary's 3/12... Went 0-for-3 in loss to Saint Mary's 3/12... Singled twice at San Diego 2/19, driving in a run and scoring another in win... **SUMMER BALL** ★ Helped the Yarmouth-Dennis Red Sox to the Cape Cod Baseball League Playoffs by hitting .300 with nine doubles and 16 RBIs in 37 games.

**2016** ★ Scored two runs and walked a career-high three times in loss to Ole Miss 5/26... Singled twice and drove in two runs in win over Texas A&M 5/25 at SEC Tournament... Singled to drive in a run in win over Auburn 5/21, RBI in six of last seven games (7)... Drove in a run for the fifth straight game going 2-for-4 in win over Auburn G1 5/19... Knocked in a run for the fourth straight game going 1-for-3 in win over Morehead State 5/17... Drove in two runs in loss at Florida 5/15, marking the third straight game with at least one RBI... Knocked in a run for the second straight game in win at Florida 5/14 going 2-for-4 with a double... Doubled in the go-ahead run at Florida 5/13 going 1-for-2 in loss... Two-out single drove in a run in win at Texas A&M 5/6... Singled twice in win against Georgia 5/1, scoring a run and driving in another... Knocked in two runs with his first career triple to help beat Georgia 4/30 scoring two runs and stealing his first career base... Doubled in two runs in win over Austin Peay 4/26 going 1-for-3 with a walk... Doubled and scored in win at Tennessee 4/22, first career extra-base hit... Started his third straight game in win over Kentucky 4/15 going 2-for-2 with RBI-single... Came off the bench to make a defensive gem and save a run at SS in win vs. UIC 2/27... Posted a career-high three hits in win over UIC 2/26, scoring two runs... Dropped down a bunt single for his first career hit and scored a run in win over San Diego 2/21... Earned the nod as the starting SS on opening day, drawing two walks, scoring twice and driving in a run in win over San Diego 2/19... **SUMMER BALL** ★ Named Defensive Player of the Year in the New England Collegiate Baseball League and hit .218 with two home runs and 12 RBI in 35 games for Newport.

**HIGH SCHOOL** ★ Named Perfect Game All-American in 2015... Two-sport standout in baseball and basketball at Blue Valley West HS in Overland Park, Kan. lettering three times in each sport... Helped baseball team to state title in 2013 and basketball team to state runner-up in 2013... Followed up with third place finishes in baseball and hoops at state tournament in 2015... Earned Rawlings Gold Glove Award in 2013 when he did not make an error in 90 chances for state champs... Named All-State and All-League on the diamond in 2015... An All-League performer in basketball in 2013 and 2015, picking up All-Tournament Team honors at the state tournament in 2015... Played summer/high school ball with former Vanderbilt commit and Texas 2012 first round pick Collin Wiles, Luke Ritter (Wichita State), Bobby Vernes (Houston Astros), Zack Engelken (Nebraska), Blaise Gammon (Kansas State football), Nathan Reeder and Brandon Gomer (Evansville).

**ACADEMICS** ★ Kaiser is majoring in human and organizational development.

**PERSONAL** ★ Connor William Kaiser... Born 11/20/96 in Shawnee Mission, Kan.... Son of Stan and Jana Kaiser... Has two brothers, Kyle and Brett... Dad played baseball at Fort Hays State, brother Kyle played baseball at Johnson Community College and Neosho Community College... Favorites include: Derek Jeter (player), Kansas City Royals (team), Step Brothers (movie), The Bloodlines (TV show), Will Ferrell (actor), Eric Church (musician), chocolate milk or peanut butter (late night snack)... If he was not an athlete he would still be involved in the game somehow... Names Bradley Cooper as the actor that would play him in a movie... Uses outgoing as the one word to describe himself... Roommates with Ethan Paul and Reid Schaller... Lists winning the baseball state championship in 2013 as his favorite athletic memory... Recipient of the Thomas E. Samuels Baseball Scholarship... Chose Vanderbilt because of "the coaching staff, the University, baseball and my teammates."



**Junior - IF**  
**6' 4" 205 lbs.**  
**Bats/Throws: R/R**  
**Overland Park, Kan.**  
**Blue Valley West HS**

**Connor**  
**Kaiser**  
**12**

**2016 Freshman**

**All-SEC**

**2015-16 First-Year**

**SEC Academic Honor Roll**

	AVG	G/GS	HR	RBI	E
2016	.261	46/36	0	19	5
2017	.222	62/59	1	18	9
<b>CAREER</b>	<b>.236</b>	<b>108/95</b>	<b>1</b>	<b>37</b>	<b>14</b>

## Career Game Highs

Hits: \*3, last 4/2/17 at Kentucky  
 Runs: 3, 5/19/17 vs. Alabama  
 RBI: \*2, last 5/18/17 vs. Alabama  
 Walks: \*2, last 5/23/17 vs. South Carolina  
 HRs: 1, 5/23/17 vs. South Carolina  
 Strikeouts: 4, 6/3/17 at Clemson  
 Stolen Bases: 2, 5/19/16 vs. Auburn G1







# THE COMMODORES




**Sophomore - LHP**  
**6' 6" 210 lbs.**  
**Bats/Throws: L/L**  
**Spring Hill, Tenn.**  
**Spring Hill HS**

**Zach**  
**King**  
**34**

	W-L	ERA	G/GS	BB	K
2017	2-1	2.56	25/0	31	17
<b>CAREER</b>	<b>2-1</b>	<b>2.56</b>	<b>25/0</b>	<b>31</b>	<b>17</b>

## Career Game Highs

Innings Pitched: 5.1, 5/7/17 vs. Missouri  
 Strikeouts: \*5, last 5/7/17 vs. Missouri  
 Hits Allowed: \*2, last 6/4/17 at Clemson  
 Walks Allowed: 3, 5/23/17 vs. South Carolina  
 Runs Allowed: \*3, last 3/7/17 vs. Central Arkansas



**QUOTING CORBIN** ★ *Zach became the most reliable pitcher on our team last year. His maturity and moxy on the mound as a young kid was fun to watch. He is a high level competitor...loves the arena of competition. He is very trustworthy in tough situations. He did a good job with his strength program during the summer and fall. I am not sure what role he will have in the spring, but it will be an important one.*

**2017** ★ Gave up two runs on two hits while recording two outs in loss at Clemson 6/4 in Clemson Regional... Pitched two innings against Clemson 6/3 at Clemson Regional allowing one run on two hits with two strikeouts... Turned in 4.2 scoreless innings of relief against South Carolina 5/23 at SEC Tournament... Pinned with his first career loss at Arkansas 5/12 allowing one run on two hits over two innings of relief... Earned his second win of the season with 5.1 no-hit innings of relief against Missouri 5/7 striking out five and retiring the final 16 batters he faced... Recorded two outs in the eighth inning of win over Missouri 5/5... Struck out one in lone inning of relief vs. Austin Peay 5/2... Gave up a home run in two innings of relief at Middle Tennessee 4/18... Recorded one out in relief against Florida 4/13... Worked a scoreless inning of relief in loss to Tennessee Tech 4/11... Gave up two runs on one hit while getting one out at South Carolina 4/8... Recorded two outs to preserve lead in eighth inning at South Carolina 4/6... Inherited and stranded the bases loaded with a strikeout in win at Kentucky 4/2... Fanned a career-best five over 2.1 innings of scoreless relief against Texas A&M 3/24... Worked a scoreless inning of relief against Belmont 3/22... Recorded one out and allowed a run on one hit at Ole Miss 3/19... Turned in a clean inning of relief at Ole Miss 3/18... Worked 1.1 scoreless innings out of the pen against Western Kentucky 3/14, stranding two runners... Earned his first career win with three-plus innings of relief against Central Arkansas 3/7 allowing two unearned runs on two hits with three strikeouts... Tossed a career-best four innings out of the bullpen against CSUN 3/3 giving up one run on two hits... Retired the lone batter he faced in win over SE Louisiana 2/28... Punched out two and gave up two hits against UIC 2/25... Gave up three runs, two earned, on two hits over 1.2 innings of relief against Evansville 2/22... Made his collegiate debut at San Diego 2/19 with a scoreless inning.

**HIGH SCHOOL** ★ Named the second-best high school pitching prospect in Tennessee in 2016 by Perfect Game... Lettered three years in baseball and won three straight district tournament and sectional titles at Spring Hill HS in Spring Hill, Tenn.... Helped lead the Raiders to the 2016 Tennessee AA state title as a senior winning a Regional championship along the way, the team's second in three years (2013)... Served as a team captain in 2016... Earned TBCA All-State and Tennessee Baseball Report All-Region as a senior... As a junior, he was named the District Pitcher of the Year along with TBCA All-State and All-Region... In 2014, he was tabbed the 12 AA Pitcher of the Year and placed on the Tennessee Baseball Report Super Sophomore team and All-Region squad... Played summer and/or high school ball with Vanderbilt teammate Ty Duvall, Hagan Severance (Mississippi State), Daniel Wright (Memphis), Jackson Curb (Belmont) and Tommy Moren (Memphis).

**ACADEMICS** ★ King is majoring in sociology.

**PERSONAL** ★ Zachary Lee King... Born 4/30/98 in Nashville, Tenn.... Son of Lisa and Doug King... Has two sisters, Cortney and Krystin... Nickname is Kinger... Favorites include: Marcus Stroman (player), Cincinnati Reds (team), P.K. Subban (non-baseball athlete), Step Brothers, Miracle, 42, The Fighter (movies), Breaking Bad, Prison Break, Dexter (TV shows), Zach Galifianakis (actor), grilled wings and potatoes (meal), Justin Bieber and Thomas Rhett (musicians)... Lists actor Patrick Dempsey would play him in a movie... Uses friendly as the one word to describe himself... Names Traverse City, Mich. as his favorite vacation destination... Says winning the state championship as a senior in high school is his most memorable athletic moment... Roommates with Maddux Conger, Julian Infante and Jackson Gillis... Chose Vanderbilt because it "has been my dream school since I was a kid and I'm excited to be here. It's the best baseball program in the nation combined with a great academic school, couldn't pass up this great opportunity."

# THE COMMODORES



**QUOTING CORBIN** ★ *Ethan is steady, intenful and consistent. There is a reason why he has been exposed to success at this level and it's because of his deliberate approach to everything that he does. Ethan's play is a fine combination of excellent offensive and defensive skills. I have really enjoyed watching him develop into the leader that he is becoming on and off the field. He deserves everything that comes his way...he has earned it!*

**2017** ★ Started 52 games and made 53 appearances, hitting .251 during his sophomore season... Finished third on the team with 15 doubles while adding a triple and five home runs... posted a .336 on base percentage including matching a team high with eight hit by pitches... Stole two bases, singled and scored in win at Clemson 6/5 Clemson Regional... Picked up two hits in win over Clemson 6/3 at Clemson Regional... Singled twice in win against Alabama 5/19... Drove in two runs and scored two more for the second game in a row in win vs. Alabama 5/18... Scored twice and drove in two runs in win over Middle Tennessee 5/16... Smashed his fifth homer of the season with a two-run shot at Arkansas 5/12 as part of two-hit game... Scored twice and picked up a pair of hits in win vs. Missouri 5/7... Singled in a run in loss to Tennessee 4/29, hits in six of eight games since return from injury... Singled in win vs. Tennessee 4/28, hits in five of seven since return from injury... Matched a career-best with three runs in victory at Georgia 4/22 in second game of doubleheader going 2-for-4 with his fourth homer of the year... Doubled and drove in three runs in win at Middle Tennessee 4/18... Hit his third homer of the year as part of two-hit game vs. Texas A&M 3/25... Doubled and scored in loss at Ole Miss 3/19... Singled twice against Western Kentucky 3/14, hits in six of last seven games... Stayed hot with two more RBIs and a triple vs. Central Arkansas 3/8 to push total to seven RBIs over last three games... Singled in two runs in win over Central Arkansas 3/7 going 1-for-4 in win... Hit two home runs and drove in three runs in win over CSUN 3/5 matching a career-best with three runs scored... Walked and singled in win over UIC 2/25... Drove in three runs and matched a career-high with three runs scored as part of two-hit game at San Diego 2/19...

**SUMMER BALL** ★ Was named a Cape Cod League All-Star with the Orleans Firebirds... Batted .304 with 24 runs and 17 RBIs... Helped Orleans to the playoffs behind four home runs and seven stolen bases.

**2016** ★ Named a Freshman All-American by Collegiate Baseball after hitting .305 with four home runs and 31 RBI... Matched a Hawkins Field record with three doubles as part of career-best four-hit game, scoring three runs in NCAA Regional loss to Washington 6/4... Singled twice and drove in a run in NCAA Regional loss to Xavier 6/4... Singled and scored in SEC Tournament loss to Ole Miss 5/26... Scored a run and singled in win over Texas A&M 5/25 at SEC Tournament... Doubled for the fourth straight game as part of two-hit, two-run game vs. Auburn G1 5/19, stole home as part of triple steal in victory... Hit leadoff for the first time in his career in win over Morehead State 5/17 going 2-for-4 with two doubles... Knocked in two runs with a double in win at Florida 5/14, six RBI in last three games... Drove in a career-high four runs with a single and three-run homer in loss to Louisville 5/10... Drove in three runs in victory over Georgia 5/1, hitting his third home run of the year and adding a RBI-single... Drove in two runs with three hits in win over Middle Tennessee 4/12, starting his first career game at 1B... Started his first career game as the DH in win at LSU 4/9 singling twice... Recorded his second multi-hit game in his last three with a double and home run in win vs. South Carolina, RBI in three straight games... Scored a run for the sixth time in seven games in win over Belmont 3/29, singling in a run and stealing a career-best two bases... Drove in three runs with three hits in win at Missouri 3/27... Collected two hits and scored a run in win vs. Mississippi State 3/20... Hit his first career home run in win over NIU 3/15 driving in three runs... Walked a career-high three times in win vs. Xavier 3/13... Drove in two runs for third straight game in win over Xavier 3/12 with a double and triple while scoring a career-high three runs... Made his first career start in his collegiate debut against San Diego 2/20 driving in two runs and scoring twice... **SUMMER BALL** ★ Named a Cape Cod League All-Star while playing for Orleans, hit .252 with three home runs and 14 RBI over 35 games.

**HIGH SCHOOL** ★ Named an All-American in 2014 and 2015 by Perfect Game... 2014 All Area Code Games Team... Lettered three years in high school on the baseball team and earned one letter from the basketball team... Named 4A All-State infielder in 2014 and 2015 by WSBGA... 2014 Newport High School Team MVP... Helped his team to League and District titles as a senior finishing as the state runner-up... Graduated high school with a 3.92 GPA... Played summer ball with Jacob Westerman (New Mexico) and Rex Stephan (Washington).

**ACADEMICS** ★ Paul is majoring in psychology.

**PERSONAL** ★ Ethan Gregory Paul... Born 8/27/96 in Seattle, Wash.... Son of Lael and Greg Paul... Has one older brother, Mason... Nickname is EP... Favorites include: Robinson Cano (player), Seattle Mariners (team), Forrest Gump and Step Brothers (movies), Breaking Bad and House of Cards (TV shows), Will Ferrell (actor), steak and rice (meal), Florida Georgia Line (band), peanut butter and honey sandwich (late night snack)... Says he would be a firefighter if not an athlete... Names Leonardo DiCaprio as the actor that would play him in a movie... His oddest talent is being a "skilled juggler"... Uses passionate as the one word to describe himself... Roommates with Connor Kaiser and Reid Schaller... Lists playing for a baseball state championship last year as his most memorable athletic moment... Chose Vanderbilt because he "knew it would push me to be the best version of myself academically, athletically and personally."



**Junior - IF**  
**5' 10" 185 lbs.**  
**Bats/Throws: R/R**  
**Bellevue, Wash.**  
**International School**

**Ethan**  
**Paul**  
**10**

**2016 Freshman**  
**All-American**  
**2016 Freshman**  
**All-SEC**

**2016-17 SEC**  
**Academic Honor Roll**

	AVG	G/GS	HR	RBI	E
2016	.305	54/45	4	31	12
2017	.251	53/52	5	27	6
<b>CAREER</b>	<b>.276</b>	<b>107/97</b>	<b>9</b>	<b>58</b>	<b>18</b>

## Career Game Highs

Hits: 4, 6/4/16 vs. Washington  
Runs: \*3, last 4/22/17 at Georgia G2  
RBI: 4, 5/10/16 vs. Louisville  
Walks: 3, 3/13/16 vs. Xavier  
HRs: 2, 3/5/17 vs. CSUN  
Strikeouts: 3, 4/8/16 at LSU  
Stolen Bases: \*2, last 6/5/17 at Clemson





# THE COMMODORES



**Junior - RHP**  
**6' 3" 230 lbs.**  
**Bats/Throws: R/R**  
**Knoxville, Tenn.**  
**Farragut HS**

**Patrick**  
**Raby**  
**29**

**2016 Freshman**  
**All-American**  
**2016-17 SEC**  
**Academic Honor Roll**  
**2018 Preseason**  
**All-American**

	W-L	ERA	G/GS	BB	K
2016	7-1	2.61	15/10	19	63
2017	10-4	2.73	16/16	30	87
<b>CAREER</b>	<b>17-5</b>	<b>2.69</b>	<b>31/26</b>	<b>49</b>	<b>150</b>

## Career Game Highs

Innings Pitched: 9.0, 4/21/17 at Georgia  
 Strikeouts: \*11, last 3/12/17 vs. Saint Mary's G1  
 Hits Allowed: 9, 3/31/17 at Kentucky  
 Walks Allowed: 5, 5/18/17 vs. Alabama  
 Runs Allowed: 7, 3/31/17 at Kentucky



**QUOTING CORBIN** ★ Winner, would be the word that I would use to describe Patrick. You look at all of the teams that Patrick has ever played on and they have experienced success. Consistent, same disposition, investment level, performance and personality every day. He's a low maintenance kid who makes it fun and easy to be around him. Has been an integral part of our pitching staff since he arrived on campus and will continue to do so.

**2017** ★ Posted a breakout sophomore campaign, ranking fourth in the SEC for wins while posting a 10-4 record... his 2.73 ERA ranked eighth in the SEC... Led Vandy with 105.1 innings pitched while holding opponents to a .231 average... Turned in his 12th quality start of the season with seven innings to earn win vs. St. John's 6/2 at Clemson Regional allowing three runs on six hits, moved into a tie for eighth on VU single-season wins list with his 10th victory of season... Won his ninth game of the season and fourth in five starts with seven scoreless innings against Alabama 5/18... Received just his second no decision of the season at Arkansas 5/12 after allowing three runs on seven hits, including two home runs, with seven strikeouts over 6.2 innings... Won his team-best eighth game of the year with 6.2 innings against Missouri 5/5 allowing two runs on eight hits with six strikeouts, three straight wins... Dominated again in victory vs. Tennessee with eight scoreless innings allowing five hits and striking out five in team-leading seventh win... Earned his team-best sixth win of the year with his first career complete game at Georgia 4/21 allowing one run on eight hits with one walk and four strikeouts... Turned in seven strong innings to earn win at South Carolina 4/6 striking out six and allowing two runs on eight hits... Made his first career Friday night start in SEC play at Kentucky 3/31 allowing a career-high seven runs, six earned, on nine hits over five innings in a loss... Dominated over seven scoreless innings of win over Texas A&M 3/25 scattering three hits and punching out six... Earned his third win of the year with six-plus solid innings at Ole Miss 3/18 allowing two runs on four hits with a walk and three strikeouts... Matched a career-best with 11 strikeouts over a new career-best 8.2 innings in tough-luck loss to Saint Mary's 3/12 allowing five runs, three earned, on six hits... Pinned with his first loss of the season despite a quality start against CSUN 3/4, allowing three runs, one earned, on four hits with seven strikeouts over six innings... Earned his second win of the year with a quality start against UIC 2/25, striking out six and allowing one unearned run on three hits... Tossed five scoreless innings in his season debut at San Diego 2/17, allowing only one hit with three walks and four strikeouts... **TEAM USA** ★ Became the 17th Commodore to don the Stars & Stripes, picking up three victories without allowing an earned run... Tossed three innings of one-hit ball against Catawba Valley on June 22.

**2016** ★ Named a Freshman All-American by Collegiate Baseball after turning in a stellar freshman season, going 7-1 with a 2.61 ERA in 15 games, 10 starts... Opened the SEC Tournament with six scoreless innings against Missouri 5/24 to earn his seventh win, struck out four and allowed only two hits... Recorded his second save of the season with three scoreless innings in win over Auburn G1 5/19... Won his sixth game of the year with six-plus innings against Georgia 5/1, punched out six and allowed two runs on three hits and a walk... Pitched five innings at Tennessee 4/24 allowing two runs on two hits with five strikeouts in no decision... Started his first career SEC game vs. Kentucky 4/17, pitching four scoreless innings and allowing just two hits with five strikeouts in a no decision... Picked up his fifth win of the year and first out of the bullpen at LSU 4/9 working two scoreless innings... Earned his fourth win of the season in his first start since March 15, turning in three scoreless vs. Lipscomb 4/5 with five strikeouts... Recorded the final seven outs to earn his first career save vs. Mississippi State 3/20, striking out three in a perfect outing... Won his third straight start with two scoreless innings vs. NIU 3/15 striking out two and allowing two hits... Picked up his second win in his second start allowing three runs on four hits with no walks and seven strikeouts vs. Radford 3/8... Earned the win in his first career start with a stellar seven innings against EIU 2/24, carrying a no hitter into the seventh inning before allowing an infield single, struck out 11 over seven scoreless... Made his collegiate debut out of the bullpen against San Diego 2/19 allowing two runs on three hits with three walks and three strikeouts over 2.1 innings... **SUMMER BALL** ★ Started four games for Bourne in the Cape Cod League, going 1-2 with a 3.72 ERA with 15 strikeouts over 19.1 innings.

**HIGH SCHOOL** ★ A three-time All-American and a Perfect Game All-American in 2015... Lettered four years for powerhouse Knoxville Farragut helping the Admirals to four state tournaments, three state championship games and the 2014 state title... Three-time All-State pitcher and 2015 District Pitcher of the Year... Played high school ball with Kyle Serrano, Nick Senzel, Chase Chambers and Anthony El Chabani (Tennessee).

**ACADEMICS** ★ Raby is majoring in human and organizational development.

**PERSONAL** ★ Steven Patrick Raby... Born 5/22/97 in Louisville, Ky.... Son of Steve and Patricia Raby... Has one brother, Brian, and one sister, Angela Brown... Nickname is Spock or Rabes... Favorites include: Chipper Jones (player), Atlanta Braves (team), all the Fast & Furious movies (movies), Dexter, Friends (TV shows), Brad Pitt (actor), chicken and mac & cheese (meal), Florida Georgia Line, Luke Bryan, J. Cole, Drake (musicians), peanut butter sandwich (late night snack)... Says he would be a coach if not an athlete... Names Nicholas Cage as the actor to play him in a movie... Uses goofy as the one word to describe himself... Roommates with Stephen Scott and Michael Sandborn... Lists winning a state title as a junior as his most memorable athletic moment... Chose Vanderbilt for "the academics, baseball team, championships and Coach Corbin."



# THE COMMODORES



**QUOTING CORBIN** ★ Harrison started last season as an infielder for us. He then made the move to right field towards the tail end of the season where he played the position well. He is a versatile player who can be used at several different positions on the infield as well as all three spots in outfield. Harry has good instincts on the base paths as well. He is working towards consistency as an offensive player, which could give him more opportunities as a regular player. Like his physical toughness and strength.

**2017** ★ Made 17 starts and appeared in 32 games as a freshman ... went 19-for-78 at the plate, posting a .244 average... added 26 total bases and 12 RBIs... drew 11 walks as part of a .333 on base percentage... Started in RF at Clemson 6/3 at Clemson Regional going 0-for-3 with a RBI... Came off the bench to go 1-for-2 in win vs. St. John's 6/2 at Clemson Regional... Knocked in two runs and went 1-for-3 in start in RF in win over Alabama 5/18... Doubled and scored in win vs. Middle Tennessee 5/16... Singled and scored a run in loss at Louisville 5/9, four runs in last three starts... Started at 3B in win over Missouri 5/7 going 2-for-4 with two runs scored... Came off the bench to go 1-for-2 against Missouri 5/6, singling in game-tying, ninth-inning rally... Singled and scored as starting 3B in victory vs. Missouri 5/5... Started his first career game at 3B going 1-for-4 in win over Austin Peay 5/2... Legged out an infield single in win over Florida 4/14... Stole his first base in win at South Carolina 4/7... Knocked in a run in win at South Carolina 4/6... Came off the bench to play third base against UT Martin 4/4, adding a single and a run... Singled and scored in win against Lipscomb 3/28... Drove in a run and scored while collecting his first career triple in win over Texas A&M 3/25... Walked and scored a run in victory vs. Texas A&M 3/24... Started in RF going 1-for-5 in win over Belmont 3/22... Singled and scored in his second start in RF against Saint Mary's 3/12... Made his first career start in right field in win vs. Central Arkansas 3/8 going 2-for-3 with a double, run and RBI... Earned his first career start against CSUN 3/5 going 0-for-2 as the DH... Hit his first career home run with a two-run shot against SE Louisiana 2/28... Singled in win at San Diego 2/19 for his first career hit... Made his collegiate debut at San Diego 2/16 as a pinch runner... **SUMMER BALL** ★ Appeared in 30 games for the Sanford Mainers of the New England Collegiate Baseball League... Batted .194 with a pair of home runs and 11 RBIs in 30 games.

**HIGH SCHOOL** ★ Lettered three years on the baseball team at Lake Brantley HS... Tabbed an honorable mention All-American by Rawlings-Perfect Game and first team All-Region in 2016... Perfect Game underclass first team in 2015.

**ACADEMICS** ★ Ray is undecided on a major.

**PERSONAL** ★ Harrison Hall Ray... Born 1/11/98 in Rockville, Md.... Son of Tracey and Lewis Ray... One younger brother, Matthew... Father was a high school wrestler and brother plays high school football... Nickname is Harry... Favorites include: Brandon Phillips (player), Boston Red Sox (team), the Rocky series (movies), MLB Network (TV shows), Kevin Hart (actor), pasta (meal), J. Cole (musician), peanut butter (late night snack)... Names Forrest Whitaker as the actor to play him in a movie... Says juggling multiple objects is oddest talent... Roommates with Kiambu Fentress and Alonzo Jones... Lists winning back-to-back AAU national championships with Chet Lemon Juice as his most memorable moments... Recipient of Monroe J Carell Jr Bball Scholarship... Chose Vanderbilt for the "great academics and athletics."



**Sophomore - IF/OF**  
**5' 11" 190 lbs.**  
**Bats/Throws: R/R**  
**Longwood, Fla.**  
**Lake Brantley HS**

**Harrison**  
**Ray**  
**2**

	AVG	G/GS	HR	RBI	E
2017	.244	32/17	1	12	1
<b>CAREER</b>	<b>.244</b>	<b>32/17</b>	<b>1</b>	<b>12</b>	<b>1</b>

## Career Game Highs

Hits: \*2, last 5/7/17 vs. Missouri  
 Runs: 2, 5/7/17 vs. Missouri  
 RBI: \*2, last 5/18/17 vs. Alabama  
 Walks: \*1, last 6/3/17 at Clemson  
 HRs: 1, 2/28/17 vs. SE Louisiana  
 Strikeouts: \*2, last 6/3/17 at Clemson  
 Stolen Bases: \*1, last 5/7/17 vs. Missouri





# THE COMMODORES



**Sophomore - LHP**  
**6' 1" 190 lbs.**  
**Bats/Throws: L/L**  
**Tampa, Fla.**  
**Jesuit HS**

**Michael**  
**Sandborn**  
**25**

	<b>W-L</b>	<b>ERA</b>	<b>G/GS</b>	<b>BB</b>	<b>K</b>
2017	0-0	0.00	3/0	1	3
<b>CAREER</b>	<b>0-0</b>	<b>0.00</b>	<b>3/0</b>	<b>1</b>	<b>3</b>

## Career Game Highs

Innings Pitched: \*1.0, last 3/25/17 vs. Texas A&M  
 Strikeouts: 2, 3/8/17 vs. Central Arkansas  
 Hits Allowed: None  
 Walks Allowed: 1, 3/8/17 vs. Central Arkansas  
 Runs Allowed: None



**QUOTING CORBIN** ★ *Michael is a fun kid to be around, positive disposition with a constant smile. He will spend this year rehabbing from shoulder surgery. Saw limited time last year because of that injury. I really felt that Sandy was going to help us because of his strike throwing ability. If any young man can come back at full strength from this, it's him. He is very driven in the classroom and in the rehab process. We really hope for good things for him. Going to be very successful no matter what he does in life.*

**2017** ★ Made three relief appearances totaling as many innings during his freshman season... Did not allow a hit while fanning three... Worked a scoreless inning against Texas A&M 3/25... Punched a career-best two in lone inning of relief against Central Arkansas 3/8... Made his collegiate debut against CSUN 3/5 with a scoreless inning of relief.

**HIGH SCHOOL** ★ Lettered three seasons at Jesuit HS in Tampa, Fla., the same high school as former Commodore John Kilichowski... Helped lead the Tigers to the 5A state title in 2014 as a sophomore... Won three straight district titles 2014-16 and captured the 2014 regional championship... Played summer and/or high school baseball with Nico Baldor (Miami), Bobby Hearn (Wake Forest), Clayton Kwiatkowski (Florida State), Jack Anderson (Florida State), Austin Bergner (North Carolina), Andrew Belcik (Notre Dame), Travis MacGregor (Pittsburgh Pirates).

**ACADEMICS** ★ Sandborn is majoring in computer science.

**PERSONAL** ★ Michael Steven Sandborn... Born 5/26/98 in Tampa, Fla.... Son of Marilyn and Steve Sandborn... Has one older sister, Cathryn, a younger brother, Brett, and younger sister, Stephanie... Nickname is Sandy... Favorites include: Clayton Kershaw (player), Tampa Bay Rays (team), Batman: The Dark Knight, Star Wars, The Big Short, Lord of the Rings (movies), The Office, Mr. Robot, House of Cards, Criminal Minds (TV shows), Steve Carell (actor), chicken parmesan (meal), country and rap (music), peanut butter and chocolate milk (late night snack)... Says if he was not an athlete he would be a computer programmer... Lists actor Christian Bale as the actor to play him in a movie... Names speaking backwards as his oddest talent... Uses inquisitive as the one word to describe himself... Tabs Green Turtle Cay in the Bahamas as his favorite vacation spot... Roommates with Stephen Scott and Patrick Raby... Says he will be happy, healthy and successful in 10 years... Lists winning the state championship as a high school sophomore as his most memorable athletic moment... Recipient of the John C. Rich Baseball Memorial Scholarship... Chose Vanderbilt "for Coach Corbin, prestigious academics and the top baseball program."

# THE COMMODORES



**QUOTING CORBIN** ★ *Stephen is very consistent in everything that he does. Whether it's academics, strength training, his personality or baseball, he excels in all of it. His "care level" for everything is high...low maintenance young man to coach and teach. His versatility will be a big positive for our team as he can play the outfield or go behind the plate to catch. He is coming off a very successful offensive summer in the Cape Cod League. Stephen has a chance to impact our team in several ways.*

**2017** ★ Made 32 starts and appeared in 38 games during sophomore season... Hit .227 while scoring 25 runs... Turned in 37 total bases while driving in 11 runs... walked 20 times and boasted a .347 on base percentage... Went 1-for-2 off the bench in win vs. Alabama 5/18... Drove in a run for the second straight game and went 0-for-2 from the leadoff spot in loss at Louisville 5/9... Scored a career-best three runs against Missouri 5/7, walked twice while hitting leadoff for the first time in his career... Singled in loss to Tennessee 4/29... Smashed his second home run of the season in win at Georgia 4/21 driving in two runs... Scored a career-high three runs in win at Middle Tennessee 4/18... Singled twice in loss to Florida 4/15... Struck out twice in loss to Florida 4/14... Singled in loss to Florida 4/13... Walked and scored a run in loss vs. Tennessee Tech 4/11... Scored two runs and collected two hits in victory at South Carolina 4/7... Singled and scored in win at South Carolina 4/6... Scored two runs and collected two hits in win vs. UT Martin 4/4... Extended hitting streak to six games with RBI-single at Kentucky 3/31... Singled for the fifth straight game in victory over Lipscomb 3/28... Scored two runs and walked twice for second straight game vs. Texas A&M 3/26, stealing his first career base... Walked twice and singled in win vs. Texas A&M 3/25... Singled and scored against Texas A&M 3/24... Singled twice and walked twice in victory vs. Belmont 3/22... Struck out twice and went 0-for-4 at Ole Miss 3/19... Hit his first career home run at Ole Miss 3/18 as part of two-hit game... Started his first game of the year as the DH in win over Western Kentucky 3/14 going 0-for-3 with two walks... Singled for the fifth straight game in loss to Saint Mary's 3/12... Started in LF for fourth straight game and scored a run going 1-for-3 in victory over Saint Mary's 3/10... Singled twice to set a new career-best in win over Central Arkansas 3/8... Doubled and scored in win over Central Arkansas 3/7... Made his season debut against CSUN 3/5, starting in LF and going 1-for-3 with two RBI... Missed first three weeks of season after being hit in face by pitch during last preseason training session... **SUMMER BALL** ★ Helped the Orleans Firebirds to the Cape Cod Baseball League Playoffs by hitting .300 with 33 RBIs, 25 runs and seven home runs.

**2016** ★ Played in 18 games, making one start, as a true freshman... Drove in a run with a single in win at Missouri 3/27... Earned his first career start at Middle Tennessee 3/22 getting the nod in LF and going 0-for-3... Drove in his first career run in win over Radford 3/8... Picked up his first career hit in win over UIC 2/28... Scored a run and lined out to left against San Diego 2/21... Made his collegiate debut against San Diego 2/20 striking out in his lone at-bat... **SUMMER BALL** ★ Named Rookie of the Year in the New England Collegiate Baseball League for Newport, hitting .285 with 10 home runs, 32 RBI and 29 runs scored over 42 games.

**HIGH SCHOOL** ★ Perfect Game All-American in 2015 starred in baseball and football at Cardinal Gibbons HS in Cary, N.C. lettering four years in baseball and three in football... Captained the football team as a senior in 2014... Won conference championships in football and baseball in 2012... Earned All-State honors in 2014, All-Metro in 2014-15 and All-Conference 2013-15... Played summer ball with the Midland Redskins... Played summer/high school ball with several Division I athletes: Stevie Mangrum (Virginia Tech), Zeke Pinkham (University of Louisville), Logan Harvey (Wake Forest), Jake Mueller (Wake Forest), Utah Jones (University of North Carolina), Cody Morris (South Carolina), Greyson Jenista (Wichita State), Cody Scroggins (Arkansas), Hayden Senger (Miami of Ohio), Carson Lydon (Virginia Tech football).

**ACADEMICS** ★ Scott is majoring in economics.

**PERSONAL** ★ Stephen Garrett Scott... Born 5/23/97 in Raleigh, N.C.... Son of Curtis and Dawnette Scott... Has one sister, Alex... Favorites include: Mike Trout (player), Boston Red Sox (team), Interstellar, Anchor Man, The Other Guys (movies), SportsCenter, Family Guy, Key and Peele (TV shows), Will Ferrell (actor), barbeque (meal), Jason Aldean (musician)... Says he would be a team manager if he was not an athlete... Names Mark Wahlberg as the actor that would play him in a movie... Uses hard-working as the word to describe himself... Roommates with Patrick Raby and Michael Sandborn... Lists winning back-to-back WWBA national championships with the EvoShield Canes as his most memorable athletic moments... Recipient of the Ingram Athletic Endowed Scholarship... Chose Vanderbilt because "I loved all the coaches, atmosphere, facilities and Nashville. Plus, both of my parents attended Vanderbilt."



**Junior - OF/C**  
**5' 11" 200 lbs.**  
**Bats/Throws: L/R**  
**Cary, N.C.**  
**Cardinal Gibbons HS**

**Stephen  
Scott  
19**

**2015-16 First-Year  
SEC Academic Honor Roll  
2016-17 SEC  
Academic Honor Roll**

	AVG	G/GS	HR	RBI	E
2016	.091	18/1	0	2	0
2017	.227	38/32	2	11	0
<b>CAREER</b>	<b>.206</b>	<b>56/33</b>	<b>2</b>	<b>13</b>	<b>0</b>

## Career Game Highs

Hits: \*2, last 4/15/17 vs. Florida  
Runs: \*3, last 5/7/17 vs. Missouri  
RBI: \*2, last 4/21/17 at Georgia  
Walks: \*2, last 5/7/17 vs. Missouri  
HRs: \*1, last 4/21/17 at Georgia  
Strikeouts: \*2, last 5/2/17 vs. Tennessee  
Stolen Bases: \*1, last 5/7/17 vs. Missouri







# THE COMMODORES



**Senior - LHP**  
**5' 11" 190 lbs.**  
**Bats/Throws: L/L**  
**Ridgely, Tenn.**  
**Dyersburg State CC**  
**Dyer County HS**

**Paxton**  
**Stover**  
**11**

	W-L	ERA	G/GS	BB	K
2017	1-0	6.41	15/0	18	21
<b>CAREER</b>	<b>1-0</b>	<b>6.41</b>	<b>15/0</b>	<b>18</b>	<b>21</b>

## Career Game Highs

Innings Pitched: 3.0, 3/31/17 at Kentucky  
 Strikeouts: \*3, last 3/22/17 vs. Belmont  
 Hits Allowed: 4, 3/26/17 vs. Texas A&M  
 Walks Allowed: \*4, last 5/16/17 vs. MTSU  
 Runs Allowed: \*3, last 5/16/17 vs. MTSU



**QUOTING CORBIN** ★ Pax has taken on a very deliberate approach to his fitness level and strength over the course of the year. The results on the field started to emerge in the middle of the fall. He is the lone senior on our team and it would be great to see him emerge in a role that would benefit him personally and our team. His abilities, experience and attitude could have a very positive effect on our club in the spring.

**2017** ★ Made 15 relief appearances during inaugural junior season with the Dorees... Posted a 1-0 record and 6.41 ERA while tossing 19.2 innings... Limited opponents to a .229 average while striking out 21... Gave up one run on a walk in one inning vs. St. John's at Clemson Regional... Struck out three in two innings of relief against Alabama 5/18 allowing one run... Gave up three runs on two hits and four walks while recording one out against Middle Tennessee 5/16... Worked a perfect inning at Arkansas 5/14... Gave up two runs on four hits and four walks over 2.1 innings of relief against Florida 4/15... Walked one and recorded two outs against Tennessee Tech 4/11, stranding one-of-two inherited runners... Tossed a season-best three innings of relief at Kentucky 3/31 allowing three unearned runs on one hit... Allowed two runs on four hits and recorded just two outs in relief against Texas A&M 3/26... Struck out the side in his lone inning of relief against Belmont 3/22... Worked out of an inherited bases loaded jam with a double play at Ole Miss 3/19 before walking two batters that scored in the next inning... Stranded a pair of inherited runners in scoring position in comeback win over Saint Mary's 3/10 allowing one run on two hits with three strikeouts across two innings... Struck out the side in lone inning of work against Central Arkansas 3/8... Gave up two runs on two hits with two strikeouts in one inning of relief against CSUN 3/5... Made his Vanderbilt debut with two no-hit innings of relief to earn win over SE Louisiana 3/1, walking two and striking out two... **SUMMER BALL** ★ Impressed with the Upper Valley Nighthawks of the New England Collegiate Baseball League, posting a 1.86 ERA in seven games including five starts... Struck out 18 batters in 19.1 innings alongside a 1-1 record.

**DYERSBURG STATE CC** ★ Pitched in 16 games, 14 starts, going 9-0 with a 3.08 ERA and 110 strikeouts over 84.2 innings... Opponents hit just .225 against him.

**MISSISSIPPI STATE** ★ Pitched in two games as a true freshman for Mississippi State in 2015 going 1-1... Earned SEC First Year Academic Honor Roll honors.

**HIGH SCHOOL** ★ Earned 2014 Perfect Game All-Southeast Region honorable mention and first-team preseason Louisville Slugger All-American... Rated the No. 92 overall left-handed high school pitching prospect in the country by Perfect Game (No. 2 in Tennessee)... Recorded a complete-game victory against Aliso Niguel High School (Calif.) in the opening day of the National High School Invitational at the USA Baseball National Training Complex in Cary, N.C.... Struck out 111 in 84.0 innings his junior season, owning a 0.50 ERA (six earned runs) with a 9-2 record... Struck out 12 in a complete-game shutout to advance to the state tournament, leading his team to the final four of the state tournament in 2013... Member of the district tournament champions in 2012 and 2013... Did not play baseball until his sophomore year of high school... Played high school ball with Trysten Barlow (Mississippi State) and Grant Hawkins (Arkansas State) and Collin Harris (Tennessee Tech) at Dyersburg State CC.

**ACADEMICS** ★ Stover is majoring in medicine, health and society.

**PERSONAL** ★ Paxton Lovell Stover... Born 12/3/95 in Dyersburg, Tenn.... Son of Russ and Vickie Stover... Has three older brothers, Shane, Jon Ryan and Gavin... Nickname is Pax... Mom is a freelance court reporter and dad is a vocational instructor... Favorites include: Clayton Kershaw (player), St. Louis Cardinals (team), The Wolf of Wall Street, Django Unchained (movies), How I Met Your Mother, American Horror Story (TV shows), Leonardo DiCaprio (actor), "my grandmother's spaghetti" (favorite meal), Florida Georgia Line, Drake (musicians), Doritos (late night snack)... Says Jonah Hill would play him in a movie... Uses passionate as the one word to describe himself... Roommates with Chandler Day... Chose Vanderbilt because "I couldn't pass up the honorable opportunity to play the game I love while getting one of the best educations in the country."

# THE COMMODORES



**QUOTING CORBIN** ★ *Justin rehabbed for most of last year but got the opportunity to pitch this past summer in the NECBL. While possessing a very strong arm, he is making the recent transition from catcher to pitcher. He is athletic and has a very good acumen for the game. Time and experience will be the keys to his development in our program. Justin is a team guy...he loves the relational part of what a team is about.*


**2017** ★ Missed 2017 season while recovering from elbow surgery.

**VOL STATE CC** ★ Pulled double duty in his one season at Vol State CC, hitting .302 in 18 games, 15 starts, behind the plate and going 2-1 with a 2.51 ERA on the mound in eight games, two starts... Led the team with three saves and recorded 12 strikeouts over 14.1 innings before injuring his arm.

**HIGH SCHOOL** ★ Lettered three times at Oakland HS in Murfreesboro, Tenn., leading the squad as team captain as a senior in 2015... Tabbed an honorable mention All-American as a senior and All-District... Played with Knights Baseball during the summer, winning the 2014 WWBA 18U national championship... Played summer ball and/or high school ball with numerous Division I athletes including Ryan Olenek (Ole Miss), Brady Singer (Florida), Grant Hawkins (Arkansas State) and Andrew Baker (Florida).

**ACADEMICS** ★ Wilson is majoring in American studies.

**PERSONAL** ★ Justin Lee Wilson... Born 9/9/96 in Murfreesboro, Tenn.... Son of Michelle and Craig Wilson... Has two brothers, Austin and Benjamin... Nickname is Willy... Dad raced against Dale Earnhardt in NASCAR and brother Austin races in Nashville... Favorites include: Marcus Stroman (player), Atlanta Braves (team), Friday Night Lights (movie), Shark Tank (TV show), Brad Pitt (actor), steak and baked potato (meal), Florida Georgia Line (band), popcorn (late night snack)... Says he would be a race car driver if not a baseball player... Names Brad Pitt as the actor who would play him in a movie... Uses outgoing as the one word to describe himself... Roommates with AJ Franklin and JJ Bleday... Chose Vanderbilt because the "academics and baseball program are like none other."



**Sophomore - RHP**  
**6' 0" 175 lbs.**  
**Bats/Throws: R/R**  
**Murfreesboro, Tenn.**  
**Vol State CC**  
**Oakland HS**

**Justin**  
**Wilson**  
**6**





# THE COMMODORES



## David Bates

**Freshman - RHP**

**6' 5" 215 lbs.**

**Bats/Throws: R/R**

**Franklin, Tenn.**

**Christ Presbyterian HS**


**52**

**QUOTING CORBIN** ★ *David threw the ball relatively well throughout the fall. I like his attack...it's competitive and quick. He shows flashes of a good breaking pitch and a fastball that gets on the hitter. Like many young kids, time and his ability to get on the mound will dictate his progress. I'm not sure where he fits, but his skill sets favor a relief role at the moment.*

**HIGH SCHOOL** ★ Lettered four years on Christ Presbyterian Academy under coach Larry Nesbitt... Helped lead the Lions to a runner-up finish in the Tennessee State Tournament and team won a school-record 35 games as a senior... During senior season was named District MVPitcher, Rawlings-Perfect Game honorable mention All-American, Southeast -- All-Region second-team, and team captain... Helped Lions to a runner-up finish in the state tournament as a junior... During junior season was named District MVPitcher and Mr. Baseball Finalist... Helped lead the Lions to a Tennessee state championship as a sophomore... Helped lead the Lions to the Tennessee state tournament as a freshman... Played high school baseball and/or summer ball with Vanderbilt teammate Philip Clarke, Jackson Curb (Belmont) and Drew Talley (Auburn)... Named to the Honor Roll at CPA all four years and to the headmaster's list in 2013-14.

**ACADEMICS** ★ Bates is undecided on a major.

**PERSONAL** ★ David Randall Bates... Born 6/2/98 in Nashville, Tenn.... Son of Randy and Mary Lee Bates... Dad played basketball at the University of Tennessee... Nickname is Randy... Favorites include: Clayton Kershaw (player), Atlanta Braves (team), James Harrison (non-baseball player), Hockey (other sport), Rocket League (video game), Borat (movie), The Office and Breaking Bad (tv show), Will Ferrell (actor), Steak (meal), Alternative/Quin XCII (music/singer/band), and Hot Cheez-It (late night snack)... Says if he wasn't playing baseball he would be studying to go to dental school... Names Jonah Hill as the actor to play him in a movie... Uses dedicated as one word to describe himself... Roommates with Cooper Davis... Lists winning the Tennessee State Championship in 2015 as his most memorable athletic moment... Chose Vanderbilt "because of the coaching staff, reputation for the program, and the proximity to my hometown."



## Aaron Brown

**Freshman - RHP**

**6' 4" 205 lbs.**

**Bats/Throws: R/R**

**Mt. Juliet, Tenn.**

**Mt. Juliet HS**

**40**

**QUOTING CORBIN** ★ *Brownie is competitive and skilled. He may own the best off-speed pitch of all the newcomers coming in. He is a very good worker and has the respect of the older kids on the team because of his maturity. I believe that he could develop into a future starter. He enjoys the weight room and competing physically.*

**HIGH SCHOOL** ★ Lettered three years at Mt. Juliet High School under coach Mark Purvis... During junior season was named TBCA All-Region 5, TBCA AAA All-State, TBCA All two-way team, 9-AAA All-District team, 9-AAA All-District tournament team... During sophomore season was named 9-AAA All-District... Was a member of Team Tennessee that won the 2016 Junior Sunbelt National Championship with Vanderbilt teammates David Bates, Philip Clarke and Mason Hickman... Played high school baseball and/or summer ball with Vanderbilt teammates Mason Hickman, Philip Clarke, and David Bates and Sean Hurley (Tennessee).

**ACADEMICS** ★ Brown is undecided on a major.

**PERSONAL** ★ Aaron Wayne Brown... Born 3/19/99 in Mt. Juliet, Tenn.... Son of Rob and Teresa Brown... brother, Tyler, and a sister, Keeton... Nickname is AA... Favorites include: Chipper Jones (player), Atlanta Braves (team), J.J. Watt (pro athlete -- non baseball player), Hunting (other sport), MLB The Show (video game), The Sandlot (movie), The Fowl Life (tv show), Chevy Chase (actor), steak, bake potato, mushrooms, asparagus (meal), Upchurch (music/singer/band), Ice Cream (late night snack) and Old Hickory Lake (vacation spot)... Says if he wasn't playing baseball he would be a farm hand... Names Kevin Costner as the actor to play him in a movie... uses motivated as one word to describe himself... Roommates with Philip Clarke... Lists playing for Team Tennessee as his most memorable athletic moment... Chose Vanderbilt "because of the great academics combined with having an outstanding baseball program."



## Garrett Blaylock

**Freshman - IF**

**6' 3" 200 lbs.**

**Bats/Throws: L/R**

**Asheville, N.C.**

**T.C. Roberson HS**

**9**

**QUOTING CORBIN** ★ *Garrett is a "baseball player"...he does a lot of things reasonably well for a young kid. He is a very versatile infielder who can play all positions in the infield. He has good size, moves his feet well, solid hands and throws the ball well. I believe he will be a productive offensive player at some point as he shows good bat to ball skills.*

**HIGH SCHOOL** ★ Lettered four years at T.C. Roberson High School under coach Erik Filipek... Helped the Rams to a North Carolina state championship and conference championship as a senior... During senior season was named the state championship MVP, All-Conference, Co-Conference Player of the Year, Rawlings-Perfect Game Honorable Mention All-American Atlantic -- All-Region first-team and team captain... Helped Rams to a conference championship as a junior and was named Conference Player of the Year, All-Conference, and team captain... Helped the Rams to a conference championship as a sophomore and was named All-Conference and team captain... Helped the Rams to a Conference Championship as a freshman and was named All-Conference... Played high school baseball and/or summer ball with Collin Watt (East Carolina), Connor Lind (Northwestern), Braxton Davidson (1st Round, 2014, Atlanta) and Austin Beck (1st Round, 2017, Oakland).

**ACADEMICS** ★ Blaylock's major is MHS.

**PERSONAL** ★ Garrett Ryan Blaylock... Born 2/26/98 in Asheville, N.C.... Son of Curtis and Kim Blaylock... Has a brother named Nathan... Nickname is G-Money... Favorites include: Corey Seager (player), New York Yankees (team), Derek Carr (non-baseball player), Football (other sport), Call of Duty (video game), Remember the Titans (movie), The Office and Shooter (tv show), Will Ferrell (actor), steak and mashed potatoes (meal), Chris Stapleton, Dierks Bentley, Migos (music/singer/band), and Oreos (late night snack)... Says if he wasn't playing baseball he would be fishing every day... Names Zac Efron as the actor to play him in a movie... Uses genuine as one word to describe himself... Roommates with Mason Hickman... Lists winning a state baseball championship as his most memorable athletic moment... Recipient of John C. Rich Baseball Memorial Scholarship... Chose Vanderbilt "because I got a feeling when I came to campus that was different than every other school. It felt like home and it's what led me to come here."



## Tyler Brown

**Freshman - RHP**

**6' 4" 242 lbs.**

**Bats/Throws: R/R**

**Ashland, Ohio**

**Olentangy Orange HS**

**50**

**QUOTING CORBIN** ★ *Tyler is strong, fearless and competitive. He has worked through several hurdles in his young life that will only enhance his ability to succeed at this level. He is a survivor in every way. His pitching skill set is good and I like the way he attacks the strike zone. His growth in the early spring will dictate what role he will have for this team.*

**HIGH SCHOOL** ★ Lettered in baseball four years at Olentangy Orange High School under coach Phil Callaghan... Helped the Pioneers to its first Ohio state baseball tournament appearance in school history as a senior... During senior season was named first team All-Ohio and first-team All-Conference... as a junior was named second team All-Ohio and first team All-Conference... As a sophomore was named All-Conference... as a freshman was named All-Conference... Played summer ball for the Midland Redskins who won the 2017 Connie Mack World Series... Drafted by the Cincinnati Reds in the 26th round of the 2017 MLB Draft.

**ACADEMICS** ★ Brown is undecided on a major.

**PERSONAL** ★ Tyler David Brown... Born 10/2/98 in Mansfield, Ohio... Son of the late Cindy Brown... Favorites include: Nolan Ryan (player), wrestling (other sport), Never Back Down (movie), Sons of Anarchy (tv show), Nicolas Cage (actor), pizza (meal), Country/ Hank Williams, Jr. (music/singer/band), and peanut butter (late night snack)... Says if he wasn't playing baseball he would be a farmer... Names Seth Rogan as the actor to play him in a movie... Uses determined as one word to describe himself... Roommates with Pat DeMarco... Lists the last game he played in front of his mom as his most memorable athletic moment... Chose Vanderbilt "because it's a family feeling you get here and it will make me a better person."



# THE COMMODORES



## Philip Clarke

**Freshman - C**

**5' 11" 190 lbs.**

**Bats/Throws: L/R**

**Franklin, Tenn.**

**Christ Presbyterian Academy**

**5**

**QUOTING CORBIN** ★ Phil has been part of our program for a while as he committed to us early. Very motivated young man...academically and athletically. Mature and very directive. I believe his offensive skills will give him opportunities in our program. He is athletic enough to become a proficient receiver and thrower behind the plate.

**HIGH SCHOOL** ★ Lettered four years at Christ Presbyterian Academy under coach Larry Nesbitt... Helped lead the Lions to a runner-up finish in the Tennessee state tournament, district, sectional and regional championship, and team won a school-record 35 games as a senior... During senior season was named The Tennessee Baseball Player of the Year, 2017 Tennessee Class AA Mr. Baseball and team captain... Helped Lions to a runner-up finish in the Tennessee state tournament and sectional championship as a junior... During junior season was named a Perfect Game All-American... Helped lead the Lions to a Tennessee state championship and district, sectional, and regional championship as a sophomore... Helped lead the Lions to the Tennessee state tournament and district, regional, and sectional championship as a freshman... Also lettered two years in football and helped the Lions to a 2015 TSSAA state championship... Was a member of Team Tennessee that won the 2016 Junior Sunbelt national championship with Vanderbilt teammates David Bates, Aaron Brown and Mason Hickman... Played summer baseball for the Dirtbags that won the 2016 VVWBA Jupiter World Championship... Played high school baseball and/or summer ball with Vanderbilt teammates Zach King, Mason Hickman, Garrett Blaylock and David Bates.

**ACADEMICS** ★ Clarke is undecided on a major.

**PERSONAL** ★ Philip Andrew Clarke... Born 3/24/98 in Atlanta, Ga... Son of Jay and Jill Clarke... has two siblings, Jim and Jessica... Nickname is Clarke... Favorites include: Yoan Moncada (player), Atlanta Braves (team), Derek Carr (pro athlete -- non baseball player), basketball (other sport), MLB The Show (video game), Shawshank Redemption, Warrior, Step Brothers (movie), The Office, Last Chance U, Narcos (TV show), Tom Hardy (actor), Mac and Cheese (meal), Russ (music/singer/band), uncrustables (late night snack) and Connecticut (vacation spot)... Says if he wasn't playing baseball he would be an astronaut... Names Michael Cera as the actor to play him in a movie... Uses passionate as one word to describe himself... Roommates with Aaron Brown... Lists winning two state championships in one year as his most memorable athletic moment... Recipient of the Hendrix Athletic Scholarship... Chose Vanderbilt "because of the education, baseball program, and I wanted to stay in Nashville."



## Pat DeMarco

**Freshman - OF**

**5' 11" 205 lbs.**

**Bats/Throws: R/R**

**Staten Island, N.Y.**

**Winder-Barrow HS**

**18**

**QUOTING CORBIN** ★ Pat is a little bit of a throwback. He plays the game at one gear and enjoys doing it...which unfortunately is tough to find. He would have fit right in if he was playing in the 60's. I believe he can play all three outfield positions. He runs solid routes, catches the ball and he may have the most accurate arm on the team. His offensive abilities will also give him opportunities on the field as a first year player.

**HIGH SCHOOL** ★ Lettered five years in baseball -- three at Brooklyn's Poly Prep and two at Georgia's Winder-Barrow High School under coach Brian Smith... Helped the Bulldogs to the Georgia State Playoffs and Sweet Sixteen as a senior and was named Perfect Game Southeast Region All-High School Senior first-team and team captain... Helped the Bulldogs to the Georgia State Playoffs and Sweet Sixteen and Elite Eight appearances as a junior while being named an All-American and Georgia Player of the Year... Also helped the Bulldogs to NIS 3rd place finish... Helped Poly Prep to the New York State Association quarterfinals as a sophomore... During sophomore season was named NYC/Long Island 12 Team and All-Brooklyn Baseball first team... helped Poly Prep to a New York state baseball championship as a freshman... Played for Team Elite Prime in the summer and took second place at the Perfect Game World Series... Played high school baseball and/or summer ball with Nick Storz (LSU), Beau Hanna (Kennesaw State University), Will Hardigree (South Carolina Upstate University), Trent Maddox (Augusta University), Casey Thurmond (Georgia Highlands JC), Daniel Buice (Lawson CC), and Skylor Murphy (Young Harris College)... Drafted by the New York Yankees in the 24th round of the 2017 MLB Draft.

**ACADEMICS** ★ DeMarco is majoring in economics.

**PERSONAL** ★ Patrick Luke DeMarco... Born 3/10/98 in Brooklyn, N.Y... Son of Paul and Patricia DeMarco... Father played baseball for two years at St. John's University... Has four siblings, Paulie, Brooke, Lauren, and Morgan... Nickname is Patty D... Favorites include: Josh Donaldson (player), New York Mets (team), Conor McGregor (pro athlete -- non baseball player), basketball/MMA (other sport), Call of Duty (video game), Law Abiding Citizen, The Hobbit (movie), South Park, Game of Thrones (tv show), Leonardo DiCaprio, Johnny Depp (actor), filet mignon (meal), Drake, Chance the Rapper (music/singer/band), Uncrustables (late night snack), and California (vacation spot)... Says if he wasn't playing baseball he would be playing college football... Names Mark Wahlberg as the actor to play him in a movie... Uses resilient as one word to describe himself... Roommates with Tyler Brown... Lists beating Huntington Beach at the NIS after being big underdogs as his most memorable athletic moment... Chose Vanderbilt "because the culture and family here is unmatched and the baseball and academics are both top notch."



## Cooper Davis

**Freshman - OF**

**5' 10" 185 lbs.**

**Bats/Throws: L/R**

**Mississauga, Ontario**

**St. Aloysius Gonzaga**


**3**

**QUOTING CORBIN** ★ Coop is unique to our program in that he is the first Canadian born player to attend Vanderbilt. He comes to us with a lot of national amateur experience. He has played at a high level at a very young age and now will transition his abilities to the collegiate level. Cooper has good speed, arm strength and showed during the fall that he is a contact hitter.

**HIGH SCHOOL** ★ Lettered four years at St. Aloysius Gonzaga under coach Jason Eagles... During senior season was named Perfect Game Canada/Puerto Rico Region High School Senior first-team, played for the Canadian Jr. National U18 Team in 2017... During junior season was named Perfect Game 2016 Underclass first-team, played for the Canadian Jr. National U18 Team in 2016, played for the AABC Mickey Mantle Northeast Regional champion Ontario Blue Jays... During sophomore season helped the Bulldogs to a regional high school baseball championship, played for the Canadian Jr. National U18 Team in 2015, played for the AABC Mickey Mantle Northeast regional champion Ontario Blue Jays... During freshman season helped the Bulldogs to a regional high school baseball championship, named Mississauga North Baseball Player of the Year, played for the Canadian National U15 AAA Baseball Champion Mississauga North Tigers and was named Canadian National U15 Championship MVP... Played for the Toronto Blue Jays Tournament 12 team from 2013-2016 becoming only one of two players in Canada to be selected to play all four years... Also played hockey and track in high school... Played high school baseball and/or summer ball with Josh Naylor (1st round, 2015, Miami), Andy Yerzy (2nd round, 2015, Arizona), Jordan Balazovic (5th round, 2016, Minnesota), Landon Leach (2nd round, 2017, Minnesota) and Tristan Pompey (Kentucky)... Drafted by the Toronto Blue Jays in the 25th round of the 2017 MLB Draft.

**ACADEMICS** ★ Davis is undecided on a major.

**PERSONAL** ★ Cooper Arthur Davis... Born 5/7/99 in Toronto, Ontario... Son of Ted and Shelley Davis... has two siblings, Sam and Jake... Nickname is Coop... Favorites include: Salvador Perez (player), Toronto Blue Jays (team), Stephen Curry (pro athlete -- non baseball player), basketball (other sport), MLB The Show, Flight Simulator (video game), Step Brothers (movie), Family Guy, The Office, Cosmos (tv show), Will Ferrell, Kevin Hart (actor), sharma with chicken on the rocks (meal), Drake (music/singer/band), PB&J with chocolate milk (late night snack), and Barbados (vacation spot)... Says if he wasn't playing baseball he would be a pilot... Names Matthew McConaughey as the actor to play him in a movie... Uses Relentless as one word to describe himself... Roommates with David Bates... Lists hitting a home run against Cuba's pitching ace in the World U18 Tournament in Japan and getting a twitter reply from David Price when I committed to Vanderbilt in 2015 as his most memorable athletic moment... Chose Vanderbilt "because it had been my dream destination to continue my baseball and academic journey at the next level from the time I thought I might be able to get there. While I had other opportunities, getting the offer from Vanderbilt was a slam dunk."



## Jake Eder

**Freshman - LHP**

**6' 4" 210 lbs.**

**Bats/Throws: L/L**

**Ocean Ridge, Fla.**

**Calvary Christian Academy**

**39**

**QUOTING CORBIN** ★ When you see Jake throw, it doesn't take very long to see that this young man has a bright future on the mound. Maturity, time and investment will dictate his progression through our program. Jake is certainly very serious about what he is doing...when he is training, he is single minded and very deliberate.

**HIGH SCHOOL** ★ Lettered three years at Delray Beach Atlantic and one year at Calvary Christian Academy under coach Alan Kunkel... Helped the Eagles to the Class 4A Florida State Semi-Finals as a senior... Helped Eagles to the Florida Class 8A Regional Finals as a junior... during junior season was named an Under Armour All-American... Pitched a scoreless inning and earned the save for the National Team in the 2016 Under Armour All-American Game... Was named a MaxPreps Top 50 Junior in the country as a junior... played summer ball for FTB Tucci... Drafted by the New York Mets in the 34th round of the 2017 MLB Draft.

**ACADEMICS** ★ Eder is undecided on a major.

**PERSONAL** ★ Jacob Andrew Eder... Born 8/9/98 in Boynton Beach, Fla... Son of Jeff and Amanda Eder... Has one sibling, Luke... Nickname is Eder...Favorites include: Kyle Wright (player), Tampa Bay Rays (team), Tom Brady (pro athlete -- non baseball player), football (other sport), MLB The Show (video game), Full Metal Jacket (movie), Family Guy (tv show), Mark Wahlberg (actor), steak (meal), Luke Combs (music/singer/band), It's better to just go to bed (late night snack) and Panama (vacation spot)... Says if he wasn't playing baseball he would be working towards a different profession... Names Mark Wahlberg as the actor to play him in a movie... Uses motivated as one word to describe himself... Roommates with Austin Martin... Lists getting to the state baseball championship as his most memorable athletic moment... Chose Vanderbilt "because of the challenging academics and world-class baseball program."



# THE COMMODORES



## Hugh Fisher

**Freshman - LHP**

**6' 5" 185 lbs.**

**Bats/Throws: R/L**

**Eads, Tenn.**

**Briarcrest Christian HS**

# 32

**QUOTING CORBIN** ★ *It seems like Hugh has been in our program for quite sometime since he committed to us as a young sophomore. I believe he has a bright future with us. His size and arm strength are all in place right now. Hugh shows a strong work ethic and passion for what he is doing, so his development should be fun to watch.*

**HIGH SCHOOL** ★ Lettered four years in baseball at Briarcrest Christian High School under coach Craig Hopkins... Helped the Saints to the TSSAA Division II Class AA State Tournament as a senior... during senior season was named Rawlings-Perfect Game second-team All-American, Southeast -- All-Region first-team and TSSAA Division II All-State... Helped the Saints to the TSSAA State Quarterfinals as a junior... During junior season was named Rawlings-Perfect Game Underclass first-team, TSSAA Division II All-State, and Best of Preps All-Metro Team... Named Rawlings-Perfect Game 2015 underclass high honorable mention as a sophomore... As a freshman was named to the WBSC "AA" 15U World Cup Team USA... Played high school baseball and/or summer ball with Trey Harrington (Southeastern Louisiana).

**ACADEMICS** ★ Fisher is undecided on a major.

**PERSONAL** ★ Robert Hugh Fisher III... Born 2/11/99 in Germantown, Tenn.... Son of Rob and Sam Fisher... has one sibling, Hannah... Grandfather played football at West Virginia University... Nickname is Fish or Wet Hugh... Favorites include: Clayton Kershaw (player), Washington Nationals (team), Alexander Ovechkin (pro athlete -- non baseball player), football (other sport), MLB The Show 16 (video game), Full Metal Jacket (movie), Friends (tv show), Daniel Day-Lewis (actor), steak, mashed potatoes, mac n' cheese (meal), Cody Johnson, Flatland Calvary (music/singer/band), Peanut Butter and Jelly (late night snack), and Grandparents farm in Pennsylvania (vacation spot)... says if he wasn't playing baseball he would be a professional fisher... Names Matthew McConaughey as the actor to play him in a movie... Uses old school as two words to describe himself... Lists pitching for Team USA as his most memorable athletic moment... Chose Vanderbilt "because it's the perfect fit for my family and I. Also the best academics in the country and for the development of pitchers."



## Mason Hickman

**Freshman - RHP**

**6' 6" 230 lbs.**

**Bats/Throws: R/R**

**Hendersonville, Tenn.**

**Pope John Paul II HS**

# 44

**QUOTING CORBIN** ★ *Mason has comparable skill sets to a young Patrick Raby...he attacks the hitter and is around the zone continuously with all pitches. He has a very mature approach to school and the game of baseball. He is a reliable young man who will insert himself into a pitching role sooner than later.*

**HIGH SCHOOL** ★ Lettered four years in baseball at Pope John Paul II High School under coach Chris Parker... Also lettered two years in basketball... Helped the Knights to a regional Championship as a senior... During senior season was named All-State, All-Region and Tennessee Mr. Baseball Finalist... Named All-State and All-Region as a junior... As a sophomore was named All-State and All-Region... Played summer ball for Martha's Vineyard Sharks... Helped the Knights to a Regional Championship as a freshman... Was a member of the National Honor Society in high school... Played high school baseball and/or summer ball with Ben Brooks (University of Memphis), Connor Donnahue (UMass-Amherst), Luke Johnson (Bucknell), Troy Stefanski (UConn), Braidyn Fink (Oklahoma), and Jack Sheehan and Bryce Gray (Notre Dame).

**ACADEMICS** ★ Hickman's major is human and organizational development.

**PERSONAL** ★ Mason Alexander Hickman... Born 12/23/98 in Salt Lake City, Utah... Son of Tyler and Lorie Hickman... Favorites include: Bob Gibson (player), St. Louis Cardinals (team), Filip Forsberg (pro athlete -- non baseball player), golf (other sport), Rory McIlroy PGA Tour (video game), Now You See Me (movie), Game of Thrones (tv show), Jesse Eisenberg (actor), lasagna (meal), Chris Stapleton (music/singer/band), Nutella (late night snack), and Gulf of Mexico (vacation spot)... Says if he wasn't playing baseball he would be a fisherman... Names John C. Reilly as the actor to play him in a movie... Uses inquisitive as one word to describe himself... Roommates with Garrett Blacklock... Lists winning the Jr. Sunbelt Championship with Team Tennessee as his most memorable athletic moment... Recipient of Nathan Craig Memorial Fund... Chose Vanderbilt "because combining the aspects of a prestigious education and a prestigious baseball program makes an obvious choice. The coaching staff is filled with endless knowledge and insight on how to not only win baseball games but grow as a person. Vanderbilt is a place where you can grow in all aspects and that's what makes Vanderbilt extremely unique and my obvious choice."



## Jayson Gonzalez

**Freshman - IF**

**6' 2" 205 lbs.**

**Bats/Throws: R/R**

**Covina, Calif.**

**Bishop Amat HS**


# 99

**QUOTING CORBIN** ★ *Jayson had an affinity for Vanderbilt as a young kid and followed that up by committing to us early. Jayson has an advanced approach for offense as a young kid. He possesses size, strength and appetite for hitting. Defensively, he moves well for his size and has soft hands with solid arm strength. His consistent personality should benefit him as he continues to grow in the game.*

**HIGH SCHOOL** ★ Lettered four years at Bishop Amat High School under coach Joe Hoggatt... Helped the Lancers to the 2017 National Classic Championship as a senior... During senior season was named All-American, All-State, 2017 National Classic MVP and Home Run Derby Champion, first-team All-San Gabriel Valley, first-team All-Del Rey League, Del Rey League MVP, and team captain... As a junior was named All-American, All-State, first team All-San Gabriel Valley, first team All-Del Rey League, Del Rey League MVP, and team captain... As a sophomore was named first-team All-San Gabriel Valley and first-team All-Del Rey League... Helped the Lancers to a California State Championship and Southern Section CIF as a freshman... During freshman season was named first-team All-San Gabriel Valley and first-team All-Del Rey League... Played high school baseball and/or summer ball with Jack Owen (Auburn), Royce Lewis (1st Round, 2017, Minnesota), and Hunter Green (1st Round, 2017, Cincinnati).

**ACADEMICS** ★ Gonzalez is undecided on a major.

**PERSONAL** ★ Jayson Wallace Gonzalez... Born 4/26/99 in Arcadia, Calif.... Son of Wallace and Adela Gonzalez... Father Wallace played baseball in the Atlanta Braves organization... Has a brother named Wallace III and sister named Lexi... Brother Wallace played for the Houston Astros organization and sister played softball at Cal-State Fullerton and for the Puerto Rican National Team... Nickname is Gonzo... Favorites include: Nolan Arenado (player), New York Yankees (team), Cam Newton and LeBron James (non-baseball player), football (other sport), Backstreet Baseball (video game), Sandlot, Remember the Titans, and Bronx Tale (movie), Narcos (tv show), Denzel Washington (actor), steak, chicken parm (meal), Migos (music/singer/band) and cereal (late night snack)... Says if he wasn't playing baseball he would be a strength coach... Names The Rock as the actor to play him in a movie... Uses selfless as one word to describe himself... Lists participating in the MLB All-Star High School Home Run Derby as his most memorable athletic moment... Chose Vanderbilt "because I'm getting the best of both worlds academically and in baseball. I also wanted to play for the best coaching staff in the country."



## Erik Kaiser

**Freshman - RHP**

**6' 5" 205 lbs.**

**Bats/Throws: R/R**

**Waterloo, Ill.**

**Waterloo HS**

# 33

**QUOTING CORBIN** ★ *He has a very powerful arm and great length to his body that is going to further enhance his throwing style. He was slowed by an injury during the fall, but he has worked hard to get himself back into throwing shape. We will watch his development through the early spring to determine how we are going to bring him along.*

**HIGH SCHOOL** ★ Lettered three years at Waterloo High School under coach Mark Vogel... Also played varsity basketball... Helped the Bulldogs to the Regional Final as a senior... Was named Rawlings-Perfect Game honorable mention, Central-All Region first-team, Republic Times first-team, All-USA Today second-team All-State, Conference Player of the Year and All-Metro Pitcher and first baseman as a senior... As a junior was named Rawlings-Perfect Game 2016 underclass first-team and was a finalist for the Rising Star Award by the ABHOF... Played high school baseball and/or summer ball with Jordan McFarland (Arkansas) and Tyler Mcalister (Missouri State).

**ACADEMICS** ★ Kaiser is undecided on a major.

**PERSONAL** ★ Erik Richard Kaiser... Born 11/20/98 in St. Louis, Mo.... Son of Jeff and Karen Kaiser... Dad played baseball at Missouri State and in the San Francisco Giants organization... Has one sibling, Danielle... Nickname is Kais... Favorites include: Max Scherzer (player), St. Louis Cardinals (team), basketball (other sport), Call of Duty: Black Ops (video game), Happy Gilmore (movie), Fastball (tv show), Will Ferrell (actor), ribs and potato salad (meal), hip hop, rap (music/singer/band), Sour Patch Kids (late night snack), anywhere baseball can be played (vacation spot)... Names Will Ferrell as the actor to play him in a movie... Uses goofy as one word to describe himself... Roommates with Justin Willis... Lists watching my friend in high school hit a walk-off single to beat rival school in a regional championship game as his most memorable athletic moment... Chose Vanderbilt "because of the city of Nashville. I found it very interesting as well as how nice the campus is. I also knew if I came here I would be getting a top notch education. Lastly, I felt when I met the coaches they would help grow me as an athlete as well as a person during my time here."



# THE COMMODORES



## Austin Martin

**Freshman - IF**  
**6' 0" 170 lbs.**  
**Bats/Throws: R/R**  
**Jacksonville, Fla.**  
**Trinity Christian Academy**


# 16

**QUOTING CORBIN** ★ Austin fared pretty well in his first fall for us. He showed offensive punch in his at-bats and was willing to use both sides of the field. He displayed some versatility in the infield by playing all positions except first base. I like the way he attacks the game...he plays fearlessly and competes.

**HIGH SCHOOL** ★ Lettered four years in baseball at Trinity Christian Academy under coach Gil Morales... Also played basketball in high school... During senior season was named Rawlings-Perfect Game second-team All-American, Florida -- All-Region first-team and team captain... As a junior was named Rawlings-Perfect Game 2016 underclass high honorable mention and team captain... Helped the Conquerors to the Florida Class 4A State Baseball Championship as a sophomore... Named Rawlings-Perfect Game 2015 High Honorable Mention and team captain as a sophomore... Played high school baseball and/or summer ball with JC Flowers (Florida State) and Todd Lott (UL-Lafayette).

**ACADEMICS** ★ Martin's major is sociology.

**PERSONAL** ★ Christopher Austin Martin... Born 3/23/99 in Deland, Fla.... Son of Christopher Martin and Daisy Riutort... Has two siblings, Jenessa and Leilani... Nickname is Amar... Favorites include: Derek Jeter (player), New York Yankees (team), LeBron James (pro athlete -- non baseball player), basketball (other sport), FIFA '17 (video game), Lion King (movie), Leonardo DiCaprio (actor), rice and beans (meal), Michael Jackson (music/singer/band), peanut butter and jelly (late night snack) and Puerto Rico (vacation spot)... Says if he wasn't playing baseball he would be an air traffic controller... Names Wilmer Valderrama as the actor to play him in a movie... Uses dedicated as one word to describe himself... Roommates with Jake Eder... Lists winning the state championship his sophomore year as his most memorable athletic moment... Chose Vanderbilt "because of the great atmosphere and great coaches."



## Reid Schaller

**RS Freshman - RHP**  
**6' 3" 210 lbs.**  
**Bats/Throws: R/R**  
**Lebanon, Ind.**  
**Lebanon Senior HS**

# 45


**QUOTING CORBIN** ★ Reid will finally get the chance to participate this year after sitting out the 2017 season. He has handled a difficult time very well and put himself in a position to help the team. After watching him progress in the fall, I believe he will have a healthy role on our pitching staff. He is strong, tough, has good arm strength and presence and enjoys competing.

**2017** ★ Missed 2017 season while recovering from elbow surgery.

**HIGH SCHOOL** ★ Lettered in baseball four years and football once at Lebanon Senior HS... A three-time All-Conference selection and three-time honorable mention All-State performer... Helped lead Tigers to conference and sectional championships in 2014... Captained the baseball team as a junior and senior... Played high school ball with Travis Herrin (Los Angeles Angels).

**ACADEMICS** ★ Schaller is undecided on a major.

**PERSONAL** ★ Roland Reid Schaller... Born 4/2/97 in Indianapolis, Ind.... Son of Matt and Heather Schaller... Has one older brother, Mason... Favorites include: Jake Arrieta (player), Chicago Cubs (team), Rickie Fowler (non-baseball player), Step Brothers (movie), Family Guy and The Office (TV shows), Mark Wahlberg (actor), salmon (meal), Chris Stapleton and Justin Timberlake (musicians), Oreos (late night snack)... Lists Mark Wahlberg as the actor to play him in a movie... Uses determined as the one word to describe himself... Says winning sectionals in 2014 is his most memorable athletic moment... Chose Vanderbilt "because I knew it would be a good fit for me."



## Tyler Solomon

**Freshman - IF**  
**6' 4" 215 lbs.**  
**Bats/Throws: S/R**  
**Haymarket, Va.**  
**Battlefield HS**


# 43

**QUOTING CORBIN** ★ Solly is a very consistent, motivated, strong young man who has continually improved in our program in just a short time. He is a switch hitter who competes well from both sides. Solly is going to have future power in his bat and also the ability to help us at two positions, first base and catcher. I like his future.

**HIGH SCHOOL** ★ Lettered four years in baseball at Battlefield High School under coach Jay Burkhardt... During senior season was named All-District first-team, All-Region first-team, Rawlings-Perfect Game Honorable Mention All-American, Atlantic -- all-region first-team, All-USA Today All-Virginia second-team and All-Conference 8 first-team... Helped the Bobcats to a runner-up finish at the Virginia state baseball tournament and won a district championship as a junior... Was named All-District first-team, All-Region second-team, and Rawlings-Perfect Game 2016 underclass second-team as a junior... Named Rawlings-Perfect Game 2015 underclass high honorable mention... Helped the Bobcats to a district championship as a freshman... Was on the academic honor roll all four years of high school... Played high school and/or summer ball with Jake Agnos (East Carolina), Noah Campbell (South Carolina), Mackenzie Gore (1st round, 2017, San Diego) and Sam Carlson (2nd round, 2017, Seattle).

**ACADEMICS** ★ Solomon's major is economics.

**PERSONAL** ★ Tyler Lance Solomon... Born 12/6/98 in Saudi Arabia... Son of Richard and Trisha Solomon... Has three siblings, Ben, Kayla, and Blake... Nickname is Solly... Favorites include: Salvador Perez (player), Washington Nationals (team), LeBron James (pro athlete -- non baseball player), football (other sport), MLB The Show (video game), Wedding Crashers (movie), Blue Bloods (TV show), Kevin Hart (actor), Steak (meal), Post Malone (music/singer/band), Almonds (late night snack), Florida (vacation spot)... Says if he wasn't playing baseball he would be a musician... Names Chevy Chase as the actor to play him in a movie... Uses outgoing as one word to describe himself... Lists playing in the state championship game as his most memorable athletic moment... Chose Vanderbilt "because it's a place where I can obtain a great education while playing baseball for an elite program. It's also a great place for me to grow as a person."



## Justin Willis

**Freshman - RHP**  
**5' 11" 180 lbs.**  
**Bats/Throws: R/R**  
**West New York, N.J.**  
**Memorial HS**

# 31

**QUOTING CORBIN** ★ Justin pitches with a lot of energy, emotion and tenacity. He is a competitive kid on the mound and competes with confidence. We were able to evaluate him in our winter camp several years ago and his competitive nature stood out. He had a good fall and has progressed very well over the winter months.

**HIGH SCHOOL** ★ Lettered two years in baseball at St. Joseph High School and two years in baseball at Memorial High School under coach Danny Marroquin... Also lettered two years in basketball... Helped the Tigers to a County Championship as a senior... Named Rawlings-Perfect Game Honorable Mention All-American, Northeast -- all-region first-team, all-conference and team captain as a senior... Named Rawlings-Perfect Game 2016 Underclass third-team and team captain as a junior... Helped St. Joseph to a top-5 ranking in New Jersey as a sophomore... Named All-State, All-Conference and team captain as a sophomore... Helped St. Joseph to a top-5 ranking in New Jersey as a freshman... Named All-State and All-Conference as a freshman... Played summer ball for the Evoshield Canes... Was on the Dean's List all four years of high school... Played high school and/or summer ball with Austin Weiermiller (Stanford), Mackenzie Gore (1st round, 2017, San Diego), and Jordan Adell (1st round, 2017, Los Angeles -- AL).

**ACADEMICS** ★ Willis' major is economics.

**PERSONAL** ★ Justin James Willis... Born 6/8/99 in Melrose, Mass.... Son of Albert and Janette Agüero... Father played Division III baseball at Stevens Institute... Has one sibling, Athena... Nickname is Willy, Candela... Favorites include: Marcus Stroman (player), New York Mets (team), J.J. Redick (pro athlete -- non baseball player), basketball (other sport), NBA 2K (video game), Grown Ups 1 and 2, Think Like a Man (movie), Family Guy, Love it or List it (TV show), Adam Sandler (actor), Ropa Vieja (meal), rap -- Mike Stud, Red Hot Chili Peppers (music/singer/band), Iced Oatmeal Clif Bar (late night snack), Miami (vacation spot)... Says if he wasn't playing baseball he would be playing video games... Names Seth Green as the actor to play him in a movie... Uses bold as one word to describe himself... Lists closing the county championship his senior year as his most memorable athletic moment... Chose Vanderbilt "because it was and still is the best combination of baseball and academics as a top 15 school in both aspects."





# PLAYER CAREER STATS



## JJ Bleday - OF

Year	avg	gp-gs	ab	r	h	2b	3b	hr	rbi	tb	slg	bb	hbp	so	gdp	obp	sf	sh	sb-att	po	a	e	fld%
2017	.256	51-48	164	23	42	8	0	2	22	56	.341	34	0	26	2	.384	0	0	0-2	83	4	4	.956
<b>TOTAL</b>	<b>.256</b>	<b>51-48</b>	<b>164</b>	<b>23</b>	<b>42</b>	<b>8</b>	<b>0</b>	<b>2</b>	<b>22</b>	<b>56</b>	<b>.341</b>	<b>34</b>	<b>0</b>	<b>26</b>	<b>2</b>	<b>.384</b>	<b>0</b>	<b>0</b>	<b>0-2</b>	<b>83</b>	<b>4</b>	<b>4</b>	<b>.956</b>

## Maddux Conger - RHP

Year	era	w-l	app	gs	cg	sho	sv	ip	h	r	er	bb	so	2b	3b	hr	bf	avg	wp	hbp	bk	sfa	sha
2016	0.79	0-0	9	0	0	0	0	11.1	5	3	1	7	12	0	0	0	46	.135	2	2	0	0	0
2017	4.96	2-1	15	3	0	0	0	32.2	35	20	18	17	28	8	0	5	149	.282	2	4	0	2	2
<b>TOTAL</b>	<b>3.89</b>	<b>2-1</b>	<b>24</b>	<b>3</b>	<b>0</b>	<b>0</b>	<b>0</b>	<b>44.0</b>	<b>40</b>	<b>23</b>	<b>19</b>	<b>24</b>	<b>40</b>	<b>8</b>	<b>0</b>	<b>5</b>	<b>195</b>	<b>.248</b>	<b>4</b>	<b>6</b>	<b>0</b>	<b>2</b>	<b>2</b>

## Chandler Day - RHP

Year	era	w-l	app	gs	cg	sho	sv	ip	h	r	er	bb	so	2b	3b	hr	bf	avg	wp	hbp	bk	sfa	sha
2016	4.26	2-1	10	3	0	0	0	25.1	30	19	12	12	26	5	1	0	121	.286	4	3	0	0	1
2017	3.78	7-2	13	12	1	1	0	52.1	44	23	22	21	53	6	1	4	230	.230	9	15	0	2	1
<b>TOTAL</b>	<b>3.94</b>	<b>9-3</b>	<b>23</b>	<b>15</b>	<b>1</b>	<b>1</b>	<b>0</b>	<b>77.2</b>	<b>74</b>	<b>42</b>	<b>34</b>	<b>33</b>	<b>79</b>	<b>11</b>	<b>2</b>	<b>4</b>	<b>351</b>	<b>.250</b>	<b>13</b>	<b>18</b>	<b>0</b>	<b>2</b>	<b>2</b>

## Ty Duvall - C

Year	avg	gp-gs	ab	r	h	2b	3b	hr	rbi	tb	slg	bb	hbp	so	gdp	obp	sf	sh	sb-att	po	a	e	fld%
2017	.375	17-4	24	6	9	3	0	0	6	12	.500	6	1	6	1	.516	0	0	0-0	63	3	1	.985
<b>TOTAL</b>	<b>.375</b>	<b>17-4</b>	<b>24</b>	<b>6</b>	<b>9</b>	<b>3</b>	<b>0</b>	<b>0</b>	<b>6</b>	<b>12</b>	<b>.500</b>	<b>6</b>	<b>1</b>	<b>6</b>	<b>1</b>	<b>.516</b>	<b>0</b>	<b>0</b>	<b>0-0</b>	<b>63</b>	<b>3</b>	<b>1</b>	<b>.985</b>

## Donny Everett - RHP

Year	era	w-l	app	gs	cg	sho	sv	ip	h	r	er	bb	so	2b	3b	hr	bf	avg	wp	hbp	bk	sfa	sha
2016	1.50	0-1	6	2	0	0	0	12.0	11	6	2	5	13	1	0	3	51	.239	0	0	0	0	0
<b>TOTAL</b>	<b>1.50</b>	<b>0-1</b>	<b>6</b>	<b>2</b>	<b>0</b>	<b>0</b>	<b>0</b>	<b>12.0</b>	<b>11</b>	<b>6</b>	<b>2</b>	<b>5</b>	<b>13</b>	<b>1</b>	<b>0</b>	<b>3</b>	<b>51</b>	<b>.239</b>	<b>0</b>	<b>0</b>	<b>0</b>	<b>0</b>	<b>0</b>

## Drake Fellows - RHP

Year	era	w-l	app	gs	cg	sho	sv	ip	h	r	er	bb	so	2b	3b	hr	bf	avg	wp	hbp	bk	sfa	sha
2017	3.30	3-3	16	10	0	0	1	62.2	54	28	23	17	68	9	1	9	268	.226	8	7	1	2	3
<b>TOTAL</b>	<b>3.30</b>	<b>3-3</b>	<b>16</b>	<b>10</b>	<b>0</b>	<b>0</b>	<b>1</b>	<b>62.2</b>	<b>54</b>	<b>28</b>	<b>23</b>	<b>17</b>	<b>68</b>	<b>9</b>	<b>1</b>	<b>9</b>	<b>268</b>	<b>.226</b>	<b>8</b>	<b>7</b>	<b>1</b>	<b>2</b>	<b>3</b>

## Kiambu Fentress - OF

Year	avg	gp-gs	ab	r	h	2b	3b	hr	rbi	tb	slg	bb	hbp	so	gdp	obp	sf	sh	sb-att	po	a	e	fld%
2017	.250	6-0	4	0	1	0	0	0	0	1	.250	0	0	0	0	.250	0	0	0-0	1	0	0	1.000
<b>TOTAL</b>	<b>.250</b>	<b>6-0</b>	<b>4</b>	<b>0</b>	<b>1</b>	<b>0</b>	<b>0</b>	<b>0</b>	<b>0</b>	<b>1</b>	<b>.250</b>	<b>0</b>	<b>0</b>	<b>0</b>	<b>0</b>	<b>.250</b>	<b>0</b>	<b>0</b>	<b>0-0</b>	<b>1</b>	<b>0</b>	<b>0</b>	<b>1.000</b>

## Jackson Gillis - LHP

Year	era	w-l	app	gs	cg	sho	sv	ip	h	r	er	bb	so	2b	3b	hr	bf	avg	wp	hbp	bk	sfa	sha
2017	3.60	0-0	16	0	0	0	0	15.0	9	8	6	11	19	3	0	2	65	.173	0	1	2	0	1
<b>TOTAL</b>	<b>3.60</b>	<b>0-0</b>	<b>16</b>	<b>0</b>	<b>0</b>	<b>0</b>	<b>0</b>	<b>15.0</b>	<b>9</b>	<b>8</b>	<b>6</b>	<b>11</b>	<b>19</b>	<b>3</b>	<b>0</b>	<b>2</b>	<b>65</b>	<b>.173</b>	<b>0</b>	<b>1</b>	<b>2</b>	<b>0</b>	<b>1</b>

## Walker Grisanti - OF

Year	avg	gp-gs	ab	r	h	2b	3b	hr	rbi	tb	slg	bb	hbp	so	gdp	obp	sf	sh	sb-att	po	a	e	fld%
2016	.349	30-10	43	12	15	4	2	1	10	26	.605	9	2	19	0	.481	0	0	0-1	19	0	0	1.000
<b>TOTAL</b>	<b>.349</b>	<b>30-10</b>	<b>43</b>	<b>12</b>	<b>15</b>	<b>4</b>	<b>2</b>	<b>1</b>	<b>10</b>	<b>26</b>	<b>.605</b>	<b>9</b>	<b>2</b>	<b>19</b>	<b>0</b>	<b>.481</b>	<b>0</b>	<b>0</b>	<b>0-1</b>	<b>19</b>	<b>0</b>	<b>0</b>	<b>1.000</b>

## Julian Infante - IF

Year	avg	gp-gs	ab	r	h	2b	3b	hr	rbi	tb	slg	bb	hbp	so	gdp	obp	sf	sh	sb-att	po	a	e	fld%
2016	.259	26-22	85	17	22	4	1	6	20	46	.541	10	0	28	1	.333	1	0	1-2	176	14	3	.984
2017	.315	62-62	251	51	79	16	1	11	66	130	.518	27	3	59	6	.387	1	1	0-1	534	32	9	.984
<b>TOTAL</b>	<b>.301</b>	<b>88-84</b>	<b>336</b>	<b>68</b>	<b>101</b>	<b>20</b>	<b>2</b>	<b>17</b>	<b>86</b>	<b>176</b>	<b>.524</b>	<b>37</b>	<b>3</b>	<b>87</b>	<b>7</b>	<b>.373</b>	<b>2</b>	<b>1</b>	<b>1-3</b>	<b>710</b>	<b>46</b>	<b>12</b>	<b>.984</b>

# PLAYER CAREER STATS



## Alonzo Jones - IF/OF

Year	avg	gp-gs	ab	r	h	2b	3b	hr	rbi	tb	slg	bb	hbp	so	gdp	obp	sf	sh	sb-att	po	a	e	fld%
2016	.285	49-46	165	32	47	15	2	1	35	69	.418	24	2	47	2	.371	6	2	10-12	10	30	4	.909
2017	.221	35-25	95	19	21	3	2	0	10	28	.295	18	2	28	0	.357	0	4	3-4	31	48	5	.940
<b>TOTAL</b>	<b>.262</b>	<b>84-71</b>	<b>260</b>	<b>51</b>	<b>68</b>	<b>18</b>	<b>4</b>	<b>1</b>	<b>45</b>	<b>97</b>	<b>.373</b>	<b>42</b>	<b>4</b>	<b>75</b>	<b>2</b>	<b>.365</b>	<b>6</b>	<b>6</b>	<b>13-16</b>	<b>41</b>	<b>78</b>	<b>9</b>	<b>.930</b>

## Connor Kaiser - IF

Year	avg	gp-gs	ab	r	h	2b	3b	hr	rbi	tb	slg	bb	hbp	so	gdp	obp	sf	sh	sb-att	po	a	e	fld%
2016	.261	46-36	119	23	31	4	1	0	19	37	.311	14	6	22	0	.362	2	3	3-5	68	103	5	.972
2017	.222	62-59	194	32	43	7	1	1	18	55	.284	25	3	44	4	.316	3	11	4-4	108	174	9	.969
<b>TOTAL</b>	<b>.236</b>	<b>108-95</b>	<b>313</b>	<b>55</b>	<b>74</b>	<b>11</b>	<b>2</b>	<b>1</b>	<b>37</b>	<b>92</b>	<b>.294</b>	<b>39</b>	<b>9</b>	<b>66</b>	<b>4</b>	<b>.333</b>	<b>5</b>	<b>14</b>	<b>7-9</b>	<b>176</b>	<b>277</b>	<b>14</b>	<b>.970</b>

## Zach King - LHP

Year	era	w-l	app	gs	cg	sho	sv	ip	h	r	er	bb	so	2b	3b	hr	bf	avg	wp	hbp	bk	sfa	sha
2017	2.56	2-1	25	0	0	0	0	38.2	24	14	11	17	31	5	0	3	163	.174	4	4	0	0	4
<b>TOTAL</b>	<b>2.56</b>	<b>2-1</b>	<b>25</b>	<b>0</b>	<b>0</b>	<b>0</b>	<b>0</b>	<b>38.2</b>	<b>24</b>	<b>14</b>	<b>11</b>	<b>17</b>	<b>31</b>	<b>5</b>	<b>0</b>	<b>3</b>	<b>163</b>	<b>.174</b>	<b>4</b>	<b>4</b>	<b>0</b>	<b>0</b>	<b>4</b>

## Ethan Paul - IF

Year	avg	gp-gs	ab	r	h	2b	3b	hr	rbi	tb	slg	bb	hbp	so	gdp	obp	sf	sh	sb-att	po	a	e	fld%
2016	.305	54-45	167	33	51	14	2	4	31	81	.485	22	7	47	3	.406	1	1	9-13	107	62	12	.934
2017	.251	53-52	199	34	50	15	1	5	27	82	.412	18	8	47	3	.336	1	3	5-7	79	137	6	.973
<b>TOTAL</b>	<b>.276</b>	<b>107-97</b>	<b>366</b>	<b>67</b>	<b>101</b>	<b>29</b>	<b>3</b>	<b>9</b>	<b>58</b>	<b>163</b>	<b>.445</b>	<b>40</b>	<b>15</b>	<b>94</b>	<b>6</b>	<b>.369</b>	<b>2</b>	<b>4</b>	<b>14-20</b>	<b>186</b>	<b>199</b>	<b>18</b>	<b>.955</b>

## Patrick Raby - RHP

Year	era	w-l	app	gs	cg	sho	sv	ip	h	r	er	bb	so	2b	3b	hr	bf	avg	wp	hbp	bk	sfa	sha
2016	2.61	7-1	15	10	0	0	2	58.2	35	17	17	19	63	5	0	3	220	.174	2	0	2	0	0
2017	2.73	10-4	16	16	1	0	0	105.1	89	38	32	30	87	16	0	7	426	.231	5	4	0	1	5
<b>TOTAL</b>	<b>2.69</b>	<b>17-5</b>	<b>31</b>	<b>26</b>	<b>1</b>	<b>0</b>	<b>2</b>	<b>164.0</b>	<b>124</b>	<b>55</b>	<b>49</b>	<b>49</b>	<b>150</b>	<b>21</b>	<b>0</b>	<b>10</b>	<b>646</b>	<b>.211</b>	<b>7</b>	<b>4</b>	<b>2</b>	<b>1</b>	<b>5</b>

## Harrison Ray - IF

Year	avg	gp-gs	ab	r	h	2b	3b	hr	rbi	tb	slg	bb	hbp	so	gdp	obp	sf	sh	sb-att	po	a	e	fld%
2017	.244	32-17	78	16	19	2	1	1	12	26	.333	11	1	20	4	.333	3	0	2-5	16	7	1	.958
<b>TOTAL</b>	<b>.244</b>	<b>32-17</b>	<b>78</b>	<b>16</b>	<b>19</b>	<b>2</b>	<b>1</b>	<b>1</b>	<b>12</b>	<b>26</b>	<b>.333</b>	<b>11</b>	<b>1</b>	<b>20</b>	<b>4</b>	<b>.333</b>	<b>3</b>	<b>0</b>	<b>2-5</b>	<b>16</b>	<b>7</b>	<b>1</b>	<b>.958</b>

## Michael Sandborn - LHP

Year	era	w-l	app	gs	cg	sho	sv	ip	h	r	er	bb	so	2b	3b	hr	bf	avg	wp	hbp	bk	sfa	sha
2017	0.00	0-0	3	0	0	0	0	3.0	0	0	0	1	3	0	0	0	11	.000	0	1	0	0	0
<b>TOTAL</b>	<b>0.00</b>	<b>0-0</b>	<b>3</b>	<b>0</b>	<b>0</b>	<b>0</b>	<b>0</b>	<b>3.0</b>	<b>0</b>	<b>0</b>	<b>0</b>	<b>1</b>	<b>3</b>	<b>0</b>	<b>0</b>	<b>0</b>	<b>11</b>	<b>.000</b>	<b>0</b>	<b>1</b>	<b>0</b>	<b>0</b>	<b>0</b>

## Stephen Scott - OF/C

Year	avg	gp-gs	ab	r	h	2b	3b	hr	rbi	tb	slg	bb	hbp	so	gdp	obp	sf	sh	sb-att	po	a	e	fld%
2016	.091	18-1	22	2	2	0	0	0	2	2	.091	3	0	6	1	.200	0	0	0-0	1	0	0	1.000
2017	.227	38-32	119	25	27	4	0	2	11	37	.311	20	3	32	0	.347	2	0	3-3	34	2	0	1.000
<b>TOTAL</b>	<b>.206</b>	<b>56-33</b>	<b>141</b>	<b>27</b>	<b>29</b>	<b>4</b>	<b>0</b>	<b>2</b>	<b>13</b>	<b>39</b>	<b>.277</b>	<b>23</b>	<b>3</b>	<b>38</b>	<b>1</b>	<b>.325</b>	<b>2</b>	<b>0</b>	<b>3-3</b>	<b>35</b>	<b>2</b>	<b>0</b>	<b>1.000</b>

## Paxton Stover - LHP

Year	era	w-l	app	gs	cg	sho	sv	ip	h	r	er	bb	so	2b	3b	hr	bf	avg	wp	hbp	bk	sfa	sha
2017	6.41	1-0	15	0	0	0	0	19.2	16	17	14	18	21	5	0	2	89	.229	3	1	0	0	0
<b>TOTAL</b>	<b>6.41</b>	<b>1-0</b>	<b>15</b>	<b>0</b>	<b>0</b>	<b>0</b>	<b>0</b>	<b>19.2</b>	<b>16</b>	<b>17</b>	<b>14</b>	<b>18</b>	<b>21</b>	<b>5</b>	<b>0</b>	<b>2</b>	<b>89</b>	<b>.229</b>	<b>3</b>	<b>1</b>	<b>0</b>	<b>0</b>	<b>0</b>



# USA BASEBALL



## VANDERBILT & USA BASEBALL

Since Coach Corbin's arrival in 2003, 17 Commodores have donned the Stars & Stripes with four players representing Vanderbilt on the Collegiate National Team in 2014 marking just the fifth time since 1980 a school had placed four players on the collegiate national team.

**Tim Corbin** *years at Vanderbilt: 2003-present*

**USA National Team 2006 - Head Coach, 2000 - Assistant Coach** | Corbin guided the National Team to its then-best record ever as the team went 28-2-1 over the summer, culminating with a gold medal at the World University Championships in Havana, Cuba. In 2000, Southern Cal head coach Mike Gillespie served as head coach and chose Tim Corbin as an assistant for his staff. That group won a gold medal at the World Championships in the Netherlands.



**Pedro Alvarez**

**Pedro Alvarez** *years at Vanderbilt: 2006-08*

**USA National Team 2006-07** | Led USA National Team for second straight year with a .315 batting average, seven homers and 30 RBI in 2007. As a freshman in 2006, he showed no-ill effects with the wood bat and led the all-star contingent with a .379 batting average to go along with five homers, 12 doubles and 43 RBI.

**Tyler Beede** *years at Vanderbilt: 2012-14*

**USA National Team 2013** | Beede became the seventh Commodore pitcher to wear the Red, White & Blue pitching in five games, three starts, going 1-1.

**Walker Buehler** *years at Vanderbilt: 2013-15*

**USA National Team 2014** | Buehler joined Team USA in Cuba and made one appearance for the Red, White & Blue giving up one unearned run

over 6.1 innings with three strikeouts.

**Jason Esposito** *years at Vanderbilt: 2009-11*

**USA National Team 2010** | Was a late addition to the 2010 squad but started 12 of the 14 games he played in hitting .273 with three extra-base hits and six RBI for silver-medal winning team at FISU World University Baseball Championships in Japan.

**Ryan Flaherty** *years at Vanderbilt: 2006-08*

**USA National Team 2007** | Started predominantly at second base on the team that won a silver medal at the Pan American Games in Rio de Janeiro. Batted .270 with two homers, seven doubles and 14 RBI in 34 games (30 starts).

**Carson Fulmer** *years at Vanderbilt: 2013-15*

**USA National Team 2014** | Right-hander pitched in five games, four starts, going 3-1 with a 0.73 ERA combining on two of the team's nine shutouts. He punched out 19 over 24.2 innings and allowed only 11 hits (.141 BAA). Named the No. 2 overall prospect on Team USA.

**Sonny Gray** *years at Vanderbilt: 2009-11*

**USA National Team 2009-10** | Third Vandy pitcher in five years to be tabbed Summer Player of the Year joining David Price and Mike Minor after going 3-0 with a 0.38 ERA in five games, four starts. In 2009, he went 3-1 with a 0.75 ERA in eight appearances. Struck out 27 in 24 innings while opponents hit only .139 off him.



**Ryan Flaherty**

**Warner Jones** *years at Vanderbilt: 2003-05*

Invited to USA National Team Tryouts in 2004

**Matt Kata** *years at Vanderbilt: 1997-99*

**USA Junior National Team 1996**

**Jeren Kendall** *years at Vanderbilt: 2015-present*

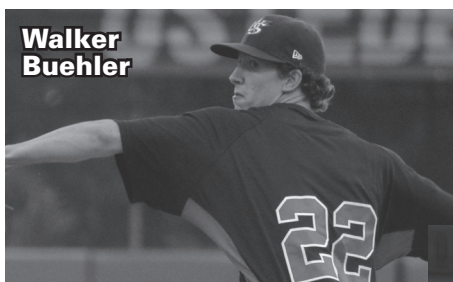
**USA National Team 2016** | Played in all 19 games over the summer with the squad, hitting .290 with team-highs in triples (5) and RBI (14). Drove in a run in fifth and deciding game of series victory in Cuba.

**Mike Minor** *years at Vanderbilt: 2007-09*

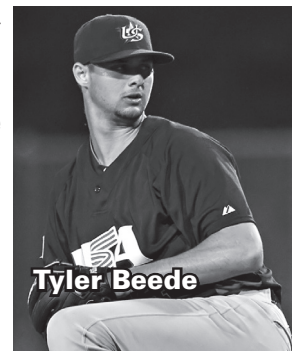
**USA National Team 2007-08** | Named Summer Player of the Year in 2008 after leading team to 24-0 record. Went 3-0 with a 0.75 ERA with 37 K's in 36 innings. Went 5-2 with 1.64 ERA and developed into team ace by the end of the summer. Struck out 37 with just four walks in 33.0 innings.

**Ryan Mullins** *years at Vanderbilt: 2003-05*

**USA National Team 2004** | Mullins was one of five pitchers who combined to throw the first no-hitter in USA Baseball recorded history (since 1984) as the USA National Baseball Team defeated Canada, 9-0, at Durham Bulls Athletic Park June 24, 2004. Mullins pitched 2.1 innings.



**Walker Buehler**




**Tyler Beede**



**Carson Fulmer**



**Mike Minor**



**Sonny Gray**



**Jeren Kendall**



## 2006 USA BASEBALL NATIONAL TEAM

- 28-2-1 (.919 Win Percentage)
- '06 National Team became the first USA contingent to ever win a tournament on Cuban soil.
- David Price led the pitching staff (5-1, 0.20 ERA), while Pedro Alvarez (.379, 5 HR, 43 RBI) was the top hitter.
- Team hit .300, while pitching staff sported 1.24 ERA and 10 shutouts.
- Tim Corbin has been a part of two of the most successful National Teams in USA Baseball history in 2000 and 2006.




**David Price** years at Vanderbilt: 2005-07

**USA National Team 2005-06** | Price was the ace of the 2006 USA Baseball National Team's Gold Medal Winning squad. Finished 5-1 with a 0.20 ERA in eight starts with 61 strikeouts and only seven walks win 44.0 innings. Price was named a Summer All-American by Baseball America after a solid summer for Team USA in 2005. He went 2-0 with a 1.26 ERA in five games with 39 strikeouts and 13 walks in 28.2 innings.

**Mark Prior** years at Vanderbilt: 1999  
USA National Team 1999-00

## DORES & STRIPES

Vanderbilt has placed multiple players on Team USA's collegiate national team three times with four players in 2014 (Buehler, Fulmer, Swanson & Reynolds). In 2006 and 2007, three Dores suited up for Team USA with Alvarez, Price & Weathers in 2006 and Alvarez, Flaherty & Minor in 2007. Head Coach Tim Corbin led the 2006 squad that featured three Commodores.



**Patrick Raby**

**Patrick Raby** years at Vanderbilt: 2016-present

**USA National Team 2017** | Picked up three victories without allowing an earned run for the Red, White & Blue, including making the start in the opener of the 2017 tour. The sophomore tossed three innings of one-hit ball against Catawba Valley on June 22.

**Bryan Reynolds** years at Vanderbilt: 2014-16

**USA National Team 2014** | After a stellar freshman season at VU, Reynolds hit .426 with three doubles and seven runs scored in 18 games, starting 16. He held down first base and multiple outfield positions for Team USA while driving in 14 runs.

**Dansby Swanson** years at Vanderbilt: 2013-15

**USA National Team 2014** | Swanson manned second base for Team USA and was one of the leading hitters on the team with a .288 average in 18 games, 17 starts. He added five doubles and 14 runs while stealing three bases as the team's primary leadoff hitter. Tabbed the top position prospect on the team.

**Casey Weathers** years at Vanderbilt: 2006-07

**USA National Team 2006** | Weathers was a late addition to the squad after dominating in the Alaska Summer League where he was named closer of the year. He finished his USA stint with an appearance in the gold medal game against Chinese Taipei. He pitched a total of nine innings in seven games and notched 17 strikeouts.

**Kyle Wright** years at Vanderbilt: 2015-present

**USA National Team 2016** | Wright pitched in five games, including two starts, during his summer on the team going 2-0 with a 2.20 ERA.



**Dansby Swanson**



**Casey Weathers**



**Kyle Wright**



**Bryan Reynolds**



# COMMODORE HONORS



## NATIONAL HONORS

### Golden Spikes Award

2007 ..... David Price

### Golden Spikes Award Finalists

2007 ..... David Price  
 ..... Pedro Alvarez  
 2013 ..... Tyler Beede  
 2015 ..... Carson Fulmer  
 ..... Dansby Swanson

### Dick Howser Trophy

2007 ..... David Price

### Brooks Wallace Award

2007 ..... David Price  
 2015 ..... Dansby Swanson

### National Player of the Year

2015 ..... Dansby Swanson (D1, PG, ABCA)

### Rawlings Gold Bat Award

2015 ..... Dansby Swanson

### Rogers Clemens Award / National Pitcher of the Year

2007 ..... David Price  
 2015 ..... Carson Fulmer

### National Pitcher of the Year

2015 ..... Carson Fulmer (D1, PG)

### Rawlings Gold Glove Award

2011 ..... Sonny Gray  
 2014 ..... Vince Conde  
 2017 ..... Jeren Kendall

### National Coach of the Year

2014 ..... Tim Corbin

### 1st Team All-Americans

1980 ..... Scotti Madison, C (SN, ABCA)  
 1993 ..... Vee Hightower, CF (M)  
 1999 ..... Hunter Bledsoe, 3B (CB, NCBWA, CBI)

2004 ..... Warner Jones, DH (BA, ABCA)  
 2006 ..... Pedro Alvarez, 3B (BA)  
 2007 ..... Pedro Alvarez, 3B (BA, NCBWA, R)  
 ..... Dominic de la Osa, OF (ABCA, CB, R)  
 ..... David Price, P (ABCA, BA, CB, NCBWA, R)  
 ..... Casey Weathers, P (ABCA, BA, CB, R)  
 2011 ..... Sonny Gray, P (ABCA, PG)  
 ..... Jason Esposito, 3B (ABCA)  
 2013 ..... Tony Kemp, 2B  
 ..... (BA, CB, ABCA, NCBWA, PG)  
 ..... Tyler Beede, P (NCBWA)  
 2015 ..... Carson Fulmer, P  
 ..... (BA, ABCA, NCBWA, PG, CB, D1)  
 Dansby Swanson, SS (BA, ABCA, NCBWA, PG, D1)

### 2nd Team All-Americans

1973 ..... Jeff Peeples, P (C)  
 1985 ..... Joey Cora, SS (ABCA)  
 1993 ..... Vee Hightower, CF (BA, NCBWA)  
 1994 ..... Boomer Whipple, 3B (ABCA)  
 1998 ..... Clinton Johnston, OF/P (BA, CB, SN, BW)  
 2004 ..... Warner Jones, 2B (CB, NCBWA)  
 2007 ..... Pedro Alvarez, 3B (ABCA, CB)  
 ..... Dominic de la Osa, OF (BA, NCBWA)  
 ..... Ryan Flaherty, SS (ABCA, R)  
 2011 ..... Sonny Gray, P (BA)  
 ..... Grayson Garvin, P (CB, BA)  
 ..... Aaron Westlake, 1B (BA)  
 ..... Jason Esposito, 3B (BA)  
 2013 ..... Tyler Beede, P (CB, BA, ABCA, PG)  
 ..... Connor Harrell, OF (ABCA, NCBWA)  
 2014 ..... Dansby Swanson, 2B (PG)  
 2015 ..... Rhett Wiseman, OF (PG)  
 2017 ..... Kyle Wright, RHP (BA)

### 3rd Team All-Americans

1984 ..... Joey Cora, SS (ABCA)  
 1987 ..... Greg Smith, 1B (ABCA)  
 1991 ..... Greg Thomas, 1B (BA, ABCA)  
 1993 ..... Boomer Whipple, 3B (ABCA)  
 1994 ..... Nick Morrow, OF (ABCA)  
 2004 ..... Jeremy Sowers, LHP (BA)  
 2006 ..... David Price, P (NCBWA)



2007 ..... Casey Weathers, P (NCBWA)  
 2013 ..... Brian Miller, P (CB)  
 ..... Mike Yastrzemski, OF (NCBWA)  
 ..... Kevin Ziemek, P (BA, NCBWA)  
 2014 ..... Dansby Swanson, 2B (BA, CB, ABCA)  
 ..... Vince Conde, SS (PG)  
 2016 ..... Jeren Kendall, OF (NCBWA)  
 ..... Bryan Reynolds, OF (D1, NCBWA)  
 2017 ..... Jeren Kendall, OF (BA)

### 1st Team Freshman All-Americans

1991 ..... Vee Hightower, CF (BA)  
 ..... Greg Thomas, 1B (BA, CB)  
 1996 ..... Clinton Johnston, OF (BA)  
 1999 ..... Aaron Fausett, OF (BA)  
 2002 ..... Jeremy Sowers, P (CB)  
 2003 ..... Jensen Lewis, P (CB)  
 2005 ..... David Price, P (CB)  
 2006 ..... Pedro Alvarez, 3B (BA, CB)  
 2007 ..... Mike Minor, P (BA, CB)  
 2009 ..... Sonny Gray, P (CB)  
 ..... Riley Reynolds, IF (CB)  
 ..... Aaron Westlake, IF (CB)  
 2010 ..... Anthony Gomez, IF (BA, CB)  
 2011 ..... Tony Kemp, OF (BA, CB, PG)  
 ..... Conrad Gregor, DH (CB)  
 2013 ..... Carson Fulmer, P (CB)  
 ..... Xavier Turner, 3B (BA, CB)  
 2014 ..... Bryan Reynolds, OF (BA, CB, PG, NCBWA)  
 ..... Hayden Stone, P (PG)  
 2015 ..... Jeren Kendall, OF (BA, CB, D1)  
 ..... Will Toffey, 3B (CB)  
 ..... Kyle Wright, P (BA, CB, D1)  
 2016 ..... Alonzo Jones, DH/UT (CB)  
 ..... Ethan Paul, DH/UT (CB)  
 ..... Patrick Raby, RHP (CB)

### 2nd Team Freshman All-Americans

1991 ..... Nick Morrow, OF (BA)  
 1997 ..... Matt Kata, SS (BA)  
 1997 ..... Damon Yee, P (BA, CB)  
 1999 ..... Karl Nonemaker, OF (BA)  
 1999 ..... Mark Prior, UTL (BA)



Scotti Madison (left) was the first Commodore in school history to earn first team All-American honors. Jeff Peeples (center) was the first Dore to earn All-American status with a second team honor in 1973. Joey Cora (right) was a two-time All-American while at Vanderbilt.



# COMMODORE HONORS



## NATIONAL HONORS

2005 ..... David Price, P (BA)  
 2011 ..... T.J. Pecoraro, P (NCBWA)  
 ..... Kevin Ziomek, P (NCBWA)  
 2014 ..... Hayden Stone, P (BA)  
 2015 ..... Jeren Kendall, OF (PG)  
 ..... Will Toffey, 3B (BA, PG, D1)  
 ..... Kyle Wright, P (PG)  
 2016 ..... Alonzo Jones, DH/UT (BA)

### Honorable Mention Freshman All-Americans

1999 ..... Aaron Fausett, OF (CB)  
 1999 ..... Karl Nonemaker, OF (CB)  
 2000 ..... Taylor Childress, P (CB)  
 2001 ..... Robert Ransom, P (CB)  
 2006 ..... Ryan Flaherty, IF (CB)

ABCA-American Baseball Coaches Association;  
 BA- Baseball America; BW-Baseball Weekly;  
 C-Coaches; CB-Collegiate Baseball; CBI-College  
 Baseball Insider; M-Mizuno; NCBWA-National  
 College Baseball Writers Association; R- Rivals.  
 com, SN-The Sporting News; PG - Perfect Game;  
 D1 - D1Baseball.com

### All-South Region/All-District 3

1972 ..... Steve Estep, 2B  
 1973 ..... Jeff Peeples, P  
 1974 ..... Ted Shipley, SS  
 1975 ..... Rick Duncan, OF  
 1976 ..... Steve Chandler, OF  
 1977 ..... Jerry Robertson, OF  
 1977 ..... Mike Wright, C  
 1978 ..... Scotti Madison, OF  
 1978 ..... Jerry Williams, C  
 1980 ..... Scotti Madison, C  
 1980 ..... Bill Hench, 3B  
 1984 ..... Joey Cora, SS  
 1985 ..... Joey Cora, SS  
 1987 ..... Greg Smith, 1B  
 1991 ..... Greg Thomas, 1B  
 1993 ..... Vee Hightower, CF  
 1993 ..... Boomer Whipple, 3B  
 1994 ..... Boomer Whipple, 3B

1999 ..... Hunter Bledsoe, 3B  
 1999 ..... Karl Nonemaker, OF  
 2000 ..... Karl Nonemaker, OF  
 2003 ..... Jeremy Sowers, LHP  
 2004 ..... Warner Jones, 2B  
 ..... Ryan Klosterman, SS  
 ..... Jeremy Sowers, LHP  
 ..... 2nd team - Cesar Nicolas, 1B/DH  
 2006 ..... Pedro Alvarez, 3B  
 ..... David Price LHP  
 2007 ..... Pedro Alvarez, 3B  
 ..... Dominic de la Osa OF  
 ..... Ryan Flaherty, SS  
 ..... David Price P  
 ..... Casey Weathers, P  
 2008 ..... 2nd team - Pedro Alvarez, 3B  
 ..... David Macias, OF  
 2009 ..... 2nd team - Aaron Westlake DH  
 ..... Steven Liddle, OF  
 2013 ..... Tyler Beede, P  
 ..... Tony Kemp, 2B  
 ..... Connor Harrell, OF  
 ..... Mike Yastrzemski, OF  
 2014 ..... Dansby Swanson, 2B  
 ..... 2nd team - Vince Conde, SS  
 ..... 2nd team - Carson Fulmer, P  
 2015 ..... Carson Fulmer, P  
 ..... Dansby Swanson, SS  
 2016 ..... 2nd team - Bryan Reynolds, OF

### NCAA Today's Top VIII

1999 ..... Hunter Bledsoe, 3B

### GTE/CoSIDA Academic All-American of the Year

1999 ..... Hunter Bledsoe, 3B

### First-Team GTE/CoSIDA Academic All-Americans

1994 ..... Boomer Whipple, 3B  
 1999 ..... Hunter Bledsoe, 3B

### Second-Team GTE/CoSIDA Academic All-Americans

1989 ..... Rick Holt, 3B  
 1989 ..... Robert Schabes, DH  
 1995 ..... Jason Robbins, OF

### Third-Team GTE/CoSIDA Academic All-Americans

1990 ..... Rick Holt, 3B  
 1995 ..... Boomer Whipple, 3B

### Honorable Mention Academic All-Americans

1984 ..... Greg Allen

### First Team District IV Academic All-Americans

2001 ..... Sean Luellwitz  
 2007 ..... Alex Feinberg  
 2008 ..... Alex Feinberg


### Second Team District IV Verizon/CoSIDA Academic All-Americans

2002 ..... Jeff Little  
 2002 ..... Sean Luellwitz  
 2004 ..... Ryan Klosterman

**Sonny Gray was the first Commodore ever to earn the Rawlings Gold Glove Award, earning the gold glove in 2011 when he was first team All-American and a first round pick in the MLB Draft.**



**Dansby Swanson became the first Vanderbilt shortstop in school history to be named a first team All-American in 2015, one season after he was tagged a second team All-American at second base. He also joined David Price as the only Commodores to ever earn National Player of the Year honors.**







# COMMODORE HONORS



## SOUTHEASTERN CONFERENCE HONORS

### Player of the Year

1999.....Hunter Bledsoe, 3B  
2013.....Tony Kemp, 2B

### Pitcher of the Year

2007.....David Price, LHP  
2011.....Grayson Garvin, LHP  
2015.....Carson Fulmer, RHP

### Freshman of the Year

2006.....Pedro Alvarez, 3B  
2011.....Tony Kemp, OF

### Coach of the Year

2007.....Tim Corbin  
2013.....Tim Corbin

### 1st Team All-SEC

1954.....Charles Hawkins, P  
1956.....Bob Gregor, C  
1971.....Steve Estep, 2B  
.....Jerry Reasonover, UT  
.....Jeff Peeples, P  
1972.....Bill Winchester, 1B  
.....Steve Estep, 2B  
.....Jeff Peeples, P  
1973.....Ted Shipley, SS  
.....Rick Duncan, OF  
.....Greg Collins, C  
.....Jeff Peeples, P  
1974.....Ted Shipley, SS  
.....Rick Duncan, OF  
.....Rick Rhodes, P  
1975.....Rick Duncan, OF  
.....Gene Menees, 2B  
1976.....Steve Chandler, OF  
1977.....Jerry Robertson, OF

.....Mike Wright, C  
1978.....Scotti Madison, OF  
.....Jerry Williams, C  
1979.....Scotti Madison, C  
.....Jack Nuismer, P  
1980.....Scotti Madison, C  
.....Bill Hench, 3B  
1982.....Erez Borowsky, C  
1983.....Darren Puskarich, C  
1984.....Joey Cora, SS  
1985.....Joey Cora, SS  
1987.....Greg Smith, 1B  
1990.....JoJo Smith, P  
.....Jim Schifman, OF  
1993.....Vee Hightower, OF  
.....Boomer Whipple, 3B  
1994.....Boomer Whipple, 3B  
1995.....Josh Paul, OF  
1998.....Clinton Johnston, OF  
1999.....Hunter Bledsoe, 3B  
2004.....Warner Jones, 2B  
.....Ryan Klosterman, SS  
2006.....Pedro Alvarez, 3B  
2007.....Pedro Alvarez, 3B  
.....Dominic de la Osa, OF  
.....David Price, P  
.....Casey Weathers, P  
2008.....Pedro Alvarez, 3B  
.....David Macias, OF  
2009.....Brian Harris, SS  
2010.....Anthony Gomez, 2B  
2011.....Aaron Westlake, 1B  
.....Tony Kemp, OF  
.....Grayson Garvin, LHP  
2012.....Anthony Gomez, SS  
2013.....Tony Kemp, 2B  
.....Mike Yastrzemski, OF

2014.....Dansby Swanson, 2B  
.....Vince Conde, SS  
2015.....Carson Fulmer, RHP

### 2nd Team All-SEC

1960.....Channing Workman, 3B  
1988.....Jim Schifman, OF  
1989.....Bob Schabes, DH  
1991.....Greg Thomas, 1B  
1992.....Jeff Martin, C  
1993.....Greg Thomas, 1B  
1994.....Nick Morrow, OF  
1995.....Boomer Whipple, 3B  
1997.....Clinton Johnston, OF  
2003.....Jeremy Sowers, LHP  
2004.....Jeremy Sowers, LHP  
2005.....Jensen Lewis, RHP  
2006.....David Price, LHP  
2007.....Ryan Flaherty, SS  
2008.....Dominic de la Osa, OF  
.....Alex Feinberg, 2B  
.....Ryan Flaherty, SS  
2009.....Steven Liddle, OF  
2010.....Sonny Gray, RHP  
2011.....Jason Esposito, 3B  
.....Conrad Gregor, DH  
.....Sonny Gray, RHP  
2013.....Tyler Beede, RHP  
.....Connor Harrell, OF  
2014.....Carson Fulmer, RHP  
2015.....Dansby Swanson, SS  
2016.....Jeren Kendall, OF  
.....Bryan Reynolds, OF  
.....Kyle Wright, RHP  
2017.....Jeren Kendall, OF  
.....Kyle Wright, OF



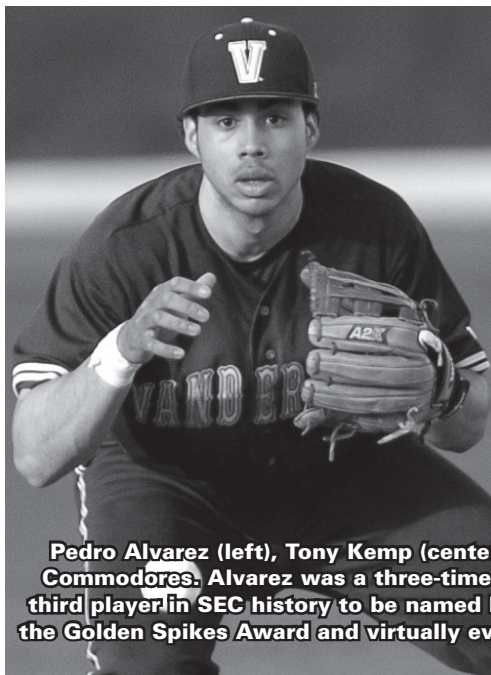
### SEC All-Freshman

2006.....Pedro Alvarez, 3B  
2008.....Russell Brewer, RHP  
2009.....Riley Reynolds, 2B  
.....Aaron Westlake, DH  
2010.....Anthony Gomez, 2B  
.....Connor Harrell, OF  
2011.....Conrad Gregor, OF  
.....Tony Kemp, OF  
.....Kevin Ziomek, LHP  
2012.....Tyler Beede, RHP  
2013.....Carson Fulmer, RHP  
.....Xavier Turner, 3B  
.....Zander Wiel, DH  
2014.....Bryan Reynolds, OF  
2015.....Jeren Kendall, OF  
.....Will Toffey, 3B  
.....Kyle Wright, RHP  
2016.....Connor Kaiser, SS  
.....Ethan Paul, DH

\* The SEC began selecting an All-Freshman team in 2005.

### SEC Player | Pitcher | Freshman of the Week

1985.....4/30.....Joey Cora\*  
1986.....3/24.....Cam Hazen\*  
.....4/24.....Kelly Klippenstein\*  
1987.....3/30.....David Joine (plyr)  
.....4/20.....Brad Harvie (plyr)  
1988.....4/18.....Jim Schifman (plyr)  
1989.....4/19.....Jamie Abbgg (plyr)  
.....4/24.....Mike McLochlin (pit)  
1992.....4/13.....Scott Newell (pit)  
1993.....4/12.....Vee Hightower (plyr)  
1994.....5/17.....Nick Morrow (plyr)  
1996.....4/15.....Josh Adeeb (plyr)



### THREE OF THE BEST

Pedro Alvarez (left), Tony Kemp (center) and David Price (right) are three of the best players to ever suit up for the Commodores. Alvarez was a three-time All-SEC performer and Freshman of the Year in 2006. Kemp became just the third player in SEC history to be named both SEC Freshman of the Year and Player of the Year in his career. Price won the Golden Spikes Award and virtually every national Player of the Year award in 2007 en route to being the top overall pick in the 2007 MLB Draft.

# COMMODORE HONORS



## SOUTHEASTERN CONFERENCE HONORS

..... 4/29..... Phillip Haigler (pit)  
 1997..... 4/28..... Josh Adeeb (plyr)  
 2000..... 4/10..... Karl Nonemaker (plyr)  
 2001..... 3/12..... Ulises Cabrera (plyr)  
 2002..... 2/25..... Jeremy Sowers (pit)  
 2003..... 4/8..... Jeremy Sowers (pit)  
 ..... 4/22..... Cesar Nicolas (pit)  
 ..... 5/20..... Warner Jones (plyr)  
 2004..... 5/24..... Jeremy Sowers (pit)  
 ..... 3/29..... Warner Jones (plyr)  
 ..... 3/1..... Jeremy Sowers (pit)  
 ..... 2/23..... Ryan Mullins (pit)  
 2005..... 2/21..... Jensen Lewis (pit)  
 ..... 4/4..... Mike Baxter (hit)  
 ..... 4/18..... Ryan Mullins (pit)  
 2006..... 3/13..... David Price (pit)  
 ..... 3/20..... Pedro Alvarez (fr)  
 ..... 3/27..... David Price (pit)  
 ..... 4/3..... David Price (pit)  
 ..... 4/10..... David Price (pit)  
 ..... 4/17..... Pedro Alvarez (hit)  
 ..... 5/22..... Ryan Flaherty (fr)  
 2007..... Wk 1..... Pedro Alvarez (hit)  
 ..... Wk 2..... David Price (pit)  
 ..... Wk 5..... David Price (pit)  
 ..... Wk 12..... Dom de la Osa (hit)  
 ..... Wk 15..... Dom de la Osa (hit)  
 2008..... Wk 8..... David Macias (hit)  
 2009..... Wk 2..... Aaron Westlake (fr)  
 ..... Wk 7..... Sonny Gray (fr)  
 ..... Wk 8..... Mike Minor (pit)  
 ..... Wk 10..... Brian Harris (hit)  
 ..... Wk 12..... Aaron Westlake (hit)  
 2010..... Wk 1..... Sonny Gray (pit)  
 ..... Wk 6..... Sonny Gray (pit)  
 ..... Wk 12..... Joe Loftus (hit)  
 2011..... Wk 3..... Sonny Gray (pit)  
 ..... Wk 6..... Grayson Garvin (pit)

.....Wk. 7..... Tony Kemp (fr)  
 .....Wk. 8..... Curt Casali (hit)  
 .....Wk. 10..... Conrad Gregor (fr)  
 2012..... Wk. 9..... Anthony Gomez (hit)  
 2013..... Wk. 2..... Philip Pfeifer (pit)  
 .....Wk. 3..... Kevin Ziomek (pit)  
 .....Wk. 4..... Kevin Ziomek (pit)  
 .....Wk. 11..... Tony Kemp (hit)  
 .....Wk. 13..... Tony Kemp (hit)  
 2014..... Wk. 1..... Bryan Reynolds (fr)  
 .....Wk. 5..... Vince Conde (hit)  
 .....Wk. 13..... Vince Conde (hit)  
 2015..... Wk. 3..... Zander Wiel (hit)  
 .....Wk. 5..... Rhett Wiseman (hit)  
 .....Wk. 7..... Zander Wiel (hit)  
 .....Wk. 8..... Kyle Wright (fr)  
 .....Wk. 11..... Zander Wiel (hit)  
 .....Jeren Kendall (fr)  
 .....Wk. 13..... Carson Fulmer (pit)  
 .....Wk. 14..... Carson Fulmer (pit)  
 2016..... Wk. 1..... Jeren Kendall (hit)  
 .....Wk. 4..... Jordan Sheffield (pit)  
 .....Wk. 9..... Jordan Sheffield (pit)  
 .....Wk. 11..... Jordan Sheffield (pit)  
 .....Wk. 13..... Kyle Wright (pit)  
 2017..... Wk. 4..... Drake Fellows (fr)  
 .....Wk. 6..... Jeren Kendall (plyr)  
 .....Wk. 9..... Kyle Wright (pit)  
 \* The SEC did not separate awards for position players and pitchers until 1987

### All-SEC East

From 1961-85, the SEC coaches selected All-Eastern and Western Division teams along with overall All-SEC squads. Those listed as All-SEC selections previously on this



page were also All-Eastern Division Players. Listed below are Vanderbilt's All-Eastern Division players who did not make All-SEC.

1963..... Elliot Hembree, UT  
 1969..... Jimmy Conn, UT  
 ..... Elliott Jones, P  
 1970..... Bill Winchester, 1B  
 1971..... Mike Willis, P  
 1972..... Mike Willis, P  
 1974..... Steve Tinsley, C  
 1976..... Bill Hardin, 3B  
 1982..... Charles DeFrance, OF  
 ..... Brian Farley, P  
 ..... Cam Stubbs, UT  
 ..... Tim Turner, 2B  
 1983..... Doug Fair, OF  
 1985..... Mark Ambrose, P  
 ..... Benton Patton, OF

### SEC All-Tournament Team

1980..... Mike Pike, 1B  
 ..... Charles DeFrance, 2B  
 ..... Bill Hench, 3B  
 ..... Scotti Madison, C  
 ..... Jerry Williams, OF  
 ..... Dan Jahnke, P  
 ..... Dave Nenad, DH (MVP)  
 1990..... Jeff Martin, C  
 ..... Todd Muckerheide, DH  
 1993..... Nick Morrow, 2B  
 1994..... Boomer Whipple, 3B  
 ..... Stephen Wix, C  
 ..... Nick Morrow, OF  
 ..... Craig Sands, OF  
 1995..... Josh Paul, OF  
 ..... Ryan Brown, DH  
 2004..... Cesar Nicolas, DH/1B

..... Warner Jones, 2B  
 ..... Ryan Klosterman, SS  
 ..... Jonathan Douillard, C  
 ..... Jeremy Sowers, LHP  
 2006..... Pedro Alvarez, 3B  
 ..... Dominic de la Osa, OF  
 ..... Ryan Flaherty, SS  
 ..... Shea Robin, DH  
 2007..... Pedro Alvarez (MVP), 3B  
 ..... Dominic de la Osa, OF  
 ..... Ryan Flaherty, SS  
 ..... Shea Robin, C  
 2008..... Ryan Flaherty, SS  
 ..... Andrew Giobbi, 1B  
 2009..... Andrew Giobbi, C  
 ..... Mike Minor, LHP  
 ..... Steven Liddle, OF  
 2010..... Aaron Westlake, DH  
 2011..... Sonny Gray, RHP  
 ..... Aaron Westlake, 1B  
 ..... Riley Reynolds, 2B  
 ..... Jason Esposito, 3B  
 ..... Conrad Gregor, DH  
 2012..... Spencer Navin, C  
 ..... Connor Harrell, OF  
 ..... Mike Yastrzemski, OF  
 2013..... Tony Kemp, 2B  
 ..... Conrad Gregor, 1B  
 ..... Connor Harrell, OF  
 ..... Zander Wiel, DH  
 ..... Tyler Beede, P  
 2015..... Jeren Kendall, OF  
 ..... Bryan Reynolds, OF  
 ..... Dansby Swanson, SS  
 ..... Will Toffey, 3B  
 ..... Zander Wiel, 1B



**THREE ACES**  
 In 2015, Carson Fulmer (left) joined Grayson Garvin (center) and David Price (right) as the only three Vanderbilt pitchers to earn SEC Pitcher of the Year honors. The trio combined to win 38 games during the seasons they won the award with Fulmer's 14 victories in 2015 matching the school record.





# COMMODORE HONORS

## JEFF PEEPLES MOST VALUABLE TEAMMATE AWARD

### Jeff Peeples

The award pays tribute to Jeff Peeples, who was a four-year letterwinner at Vanderbilt from 1970-73.

He was a three-time All-Southeastern Conference selection who helped guide the Commodores to three SEC Tournaments and the 1972 SEC Championship.

Peeples was one of only two pitchers in SEC history to lead the league in earned run average for two consecutive years (1971-72). He also led the conference in victories (12) and strikeouts (113) in 1973.

Peeples still holds Vanderbilt career records for wins (29) and earned run average (1.68).

He went on to play professionally for the St. Louis Cardinals and was inducted into the Tennessee Sports Hall of Fame in the spring of 2001.

### Year-by-Year Winners


- 2001 ★ Sean Luellwitz, 1B ★ Jr.
- 2002 ★ Sean Luellwitz, 1B ★ Sr.
- 2003 ★ Jeremy Sowers, LHP ★ So.
- 2004 ★ Ryan Klosterman, SS ★ Jr.
- 2005 ★ Mike Baxter, 1B ★ Jr.
- 2006 ★ Pedro Alvarez, 3B ★ Fr.
- 2007 ★ David Price, LHP ★ Jr.
- 2008 ★ David Macias, OF ★ Sr.
- 2009 ★ Nick Christiani, RHP ★ Sr.
- 2010 ★ Brian Harris, SS ★ Sr.
- 2011 ★ Bryan Johns, IF ★ Sr.
- 2012 ★ Anthony Gomez, IF ★ Jr.
- 2013 ★ Mike Yastrzemski, OF ★ Sr.
- 2014 ★ Dansby Swanson, 2B ★ So.
- 2015 ★ Kyle Smith, OF ★ Jr.
- 2016 ★ Kyle Smith, OF ★ Sr.
- 2017 ★ Ro Coleman, OF ★ Sr.

### 2017 Recipient - Ro Coleman

Ro Coleman became the 15th Commodore to receive the Jeff Peeples Most Valuable Teammate, presented at the program's annual banquet in February.

The senior capped a decorated four-year career by hitting .290 across 56 games while swiping six bases.

His leadership qualities helped Vandy overcome a slow start en route to winning its fourth NCAA Regional in five years.



## ALL-SEC ACADEMIC SELECTIONS

### H. Boyd McWhorter Scholar Athlete of the Year Award

2001 — Ulises Cabrera, finalist  
2002 — Jeff Little, finalist

### 1971

Greg Collins (Electrical Engineering); Jeff Love (Pre-Law); Adams Carroll (Pre-Law)

### 1973

Greg Collins (Electrical Engineering)

### 1975

Gene Menees (Physical Education); Mike Coyne (Engineering)

### 1976

Kenny Sholl (Engineering)

### 1979

Nelson Jennings (Business Administration)

### 1980

Nelson Jennings (Business Administration)

### 1981

Cam Stubbs (Physical Education)

### 1982

Cam Stubbs (Physical Education); Kent Yarbrough (Physical Education)

### 1983

Tom Hoerman (Political Science); Kent Yarbrough (Physical Education); Jeff Trenning (Economics/Eng.)

### 1984

Greg Allen (Philosophy); Tim Brecht (Physical Education); Joey Cora (Math); Scott Darling (Comp. Sci.); Tom Hoerman (Political Science); Bob Nicolich (Psychology); Jeff Trenning (Economics/Eng.)

### 1985

Joey Cora (Math); Jeff Trenning (Economics/Eng.)

### 1986

Kyle Balch (Math); Joey Jackson (Psychology)

### 1987

Kyle Balch (Math); Brad Harvie (Education); Bob Schabes (Economics)

### 1988

Kyle Balch (Math); Bob Schabes (Economics)

### 1989

Jamie Abbgly (HOD); Jeff Callahan (HOD); Bryant Freer (Biomechanical Engineering); Rick Holt (Undeclared); Bob Schabes (Economics); John Turnbull (Chemistry)

### 1990

Chip Fridrich (HOD); Rick Holt (Chemistry); Todd Muckerheide (Economics); Jim Schiffman, OF (HOD); John Turnbull (Chem.)

### 1991

Mickey Ellison (HOD); Rick Holt (Chemistry); John Turnbull (Chem.)

### 1992

Tom Pendley (Economics)

### 1993

David Daniels (History); Mickey Ellison (HOD); Nick Morrow (HOD); Tom Pendley (Economics); Brad Reese (HOD); Jason Robbins (Eng. Sci.); Boomer Whipple (Economics)

### 1994

David Daniels (History); Jason Elliott (HOD); Nick Morrow (HOD); Jason Robbins (Eng. Sci.); Boomer Whipple (Economics)

### 1995

Ryan Bachman (Philosophy); David Daniels (History); Jason Elliott (HOD); Jason Robbins (Eng. Sci.); Boomer Whipple (Economics)

### 1996

Ryan Bachman (Philosophy); Ryan Brown, (HOD); Glenn Davis (HOD); Jimmy Dykes (HOD); Paul Seybt (HOD)

### 1997

Hunter Bledsoe (Eng. Sci.); Chris Christensen (HOD); Justin Dill (HOD); Jimmy Dykes (HOD); Paul Seybt (HOD); David Woods (Engineering)

### 1998

Chris Christensen (HOD); Justin Dill (HOD); Jimmy Dykes (HOD); Paul Seybt, (HOD); David Woods (Economics)

### 1999

Hunter Bledsoe (Economics/Eng. Sci.); Kevin Geshke (Arts & Science); Stephen Prather (Arts & Science)

### 2000

Stephen Prather (Interdisp. Comm.); Kyle

Flubacker (Undecided); Kevin Geshke (Math); Jeff Little (Math); Sean Luellwitz (HOD); Karl Nonemaker (HOD); Scott Vanderhoff (HOD)

### 2001

Rob Bedwell (HOD); Ulises Cabrera (HOD); Taylor Childress (HOD); K.C. Dyer (Undecided); Kyle Flubacker (Philosophy); Kevin Geshke (Mathematics); Jeff Little (Molecular Biology); Sean Luellwitz (HOD); Karl Nonemaker (HOD); John Prothro (Interdisp. Comm.); Brooks Rutledge (Mathematics); Jay Smith (Undecided); Scott Vanderhoff (HOD)

### 2002

Rob Bedwell (HOD); Adam Blue (HOD); Ulises Cabrera (HOD); Taylor Childress (HOD); Kenneth Dyer (Economics); Kyle Flubacker (HOD); Kevin Geshke (Mathematics) John Kaye (History); Jeff Little (Molecular Biology); Chris Maulsby (HOD); Sean Luellwitz (HOD); Karl Nonemaker (HOD); John Prothro (Communication Studies); Brooks Rutledge (Art History); Jay Smith (Economics); Scott Vanderhoff (HOD)

### 2003


Dean Bennett (Political Science); John Kaye (History); Sean Luellwitz (HOD); Jeffrey Little (Molecular Biology); Chris Maulsby (HOD); Karl Nonemaker (HOD); John Prothro (Interdisciplinary Communication); Jay Smith, (Economics); Jeremy Sowers (Arts & Sciences); Paul Stempel Vanderbilt (Math/Political Science); Scott Vanderhoff (HOD); Matt Zeller (HOD)

### 2004

Mike Baxter (HOD); Aaron Garza (Arts & Science); Carter Hawkins (HOD); Ryan Klosterman (HOD); Jensen Lewis (Communication Studies); Tony Mansolino (HOD); Nick Pilkington (Mechanical Engineering); Ryan Rote (HOD); Worth Scott (HOD); Zach Simpson (HOD); Jeremy Sowers (Political Science); Matt Zeller (HOD)

### 2005

Mike Baxter (HOD); Aaron Garza (HOD);



**Joe Loftus, Corey Williams, Navery Moore, Jack Armstrong & Mark Lamm were five of seven former Commodores that came back to finish their degrees in the fall of 2012.**



# SUPPORT STAFF



**Lacey Ballard**  
Video



**Chase Casali**  
Student Manager



**Jack Goodrum**  
Student Manager



**Preston Hauser**  
Student Manager



**Trae Hothouse**  
Asst. Dir. of Facilities & Operations



**Jackson Kelley**  
Student Manager



**Sara Sanders**  
Academic Counselor



**Shaun Senn**  
Graphic Designer



**Steven Parks**  
Asst. AD for Video Services



**Josh Pohl**  
Video



**Wes Whaley**  
Video

## ALL-SEC ACADEMIC SELECTIONS

Carter Hawkins (HOD), Warner Jones (HOD), Bill Kleinschrodt (HOD), Tony Mansolino (HOD), Greg Moviel (Special Education), Nick Pilkington (Mechanical Engineering), Ryan Rote (HOD), Rucker Taylor (HOD), Matt Zeller (HOD)

### 2006

Matt Buschmann (HOD), Cody Crowell (HOD), Ryan Davis (Economics), Greg Del George (Mechanical Engineering), Alex Feinberg (Economics), Brad French (Economics), Carter Hawkins (HOD), Greg Moviel (Special Education), Shea Robin (Economics), Rucker Taylor (HOD)

### 2007

Caleb Cotham (Economics), Adam Cronk (HOD), Cody Crowell (HOD), Jason Cunningham (Mathematics), Ryan Davis (Economics), Alex Feinberg (Economics), Brad French (Economics), Brett Jacobson (Communication Studies), Tyler Rhoden (HOD), Shea Robin (Economics), Stephen Shao (Anthropology)

### 2008

Russell Brewer (HOD), Nick Christiani (Economics), Adam Cronk (HOD), Jason Cunningham (Mathematics), Alex Feinberg (Economics), Brad French (Economics), Richie Goodenow (Sociology), Parker Hanks (HOD), Brian Harris (Sociology), Alex Hilliard (Musical Arts/Teacher Education), Brett Jacobson (Communication Studies), Mark Lamm (HOD), Mike Minor (Sociology), Shea Robin (Economics), Steven Schwartz (Economics), Jordan Wormsley (HOD)

### 2009

Sean Bierman (Interdisciplinary), Ben Blanton (Economics), Russell Brewer (HOD), Nick Christiani (Economics), Caleb Cotham (Economics), Drew Fann (HOD), Drew Hayes (Secondary Education and English), Alex Hilliard (Music Education), Mark Lamm (HOD), Steven Liddle (Interdisciplinary),

Chase Reid (Economics), Kellen St. Luce (Interdisciplinary), Jordan Wormsley (HOD)

### 2010

Jack Armstrong (Interdisciplinary Studies), Russell Brewer (HOD), Drew Fann (HOD), Grayson Garvin (HOD), Sonny Gray (Sociology), Andrew Harris (Interdisciplinary Studies), Brian Harris (Organizational Leadership), Drew Hayes (Educational Studies/English), Taylor Hill (HOD), Mark Lamm (HOD), Navery Moore (Economics), Chase Reid (Economics), Riley Reynolds (Interdisciplinary Studies), Aaron Westlake (Interdisciplinary Studies), Jordan Wormsley (HOD)

### 2011

Jack Armstrong (Interdisciplinary Studies), Curt Casali (Corporate Communications), Drew Fann (HOD), Regan Flaherty (undeclared), Grayson Garvin (HOD), Anthony Gomez (Financial Management), Sonny Gray (Sociology), Conrad Gregor (undeclared), Connor Harrell (Financial Strategy), Andrew Harris (Interdisciplinary Studies), Taylor Hill (HOD), Bryan Johns (Creativity and Critical Thought), Will Johnson (undeclared), Keenan Kolinsky (undeclared), Mark Lamm (HOD), Josh Lee (undeclared), Joe Loftus (Sociology), Jack Lupo (Economics), Navery Moore (Economics), Spencer Navin (undeclared), Riley Reynolds (Interdisciplinary Studies), Aaron Westlake (Interdisciplinary Studies), Mike Yastrzemski (undeclared), Kevin Ziomek (undeclared)

### 2012

Connor Castellano (undeclared), Vince Conde (undeclared), Will Cooper (undeclared), Drew Fann (HOD), Anthony Gomez (Financial Management), Conrad Gregor (undeclared), Connor Harrell (Financial Strategy), Andrew Harris (Interdisciplinary Studies), Will Johnson (undeclared), Tony Kemp (undeclared), Keenan Kolinsky (undeclared), Josh Lee (undeclared), Jack Lupo (Economics),

Joel McKeithan (undeclared), Brian Miller (undeclared), Jared Miller (undeclared), Spencer Navin (undeclared), Riley Reynolds (Interdisciplinary Studies), Drew VerHagen (HOD), Mike Yastrzemski (Crime and Society), Kevin Ziomek (undeclared)

### 2013

Walker Buehler (undeclared), Will Cooper (Financial Strategy), Tyler Ferguson (undeclared), Carson Fulmer (undeclared), Conrad Gregor (Finance & Entrepreneurship), Connor Harrell (Strategic Finance), Andrew Harris (Leadership & Organizational Performance), Chris Harvey (Communications & Marketing), Tony Kemp (Communication & Society), Keenan Kolinsky (Corporate Operations & Management), D.J. Luna (Economics), Jack Lupo (Society & Business), Joel McKeithan (Marketing Entertainment), Brian Miller (Management & Social Service), Jared Miller (Enterprise & Finance), Spencer Navin (Management & Environmental Studies), Adam Ravenelle (Ancient to Modern Commerce), Kyle Smith (undeclared), Luke Stephenson (undeclared), Dansby Swanson (undeclared), Mike Yastrzemski (Crime & Society), Kevin Ziomek (Managerial & Organizational Studies)

### 2014

Vince Conde (Interdisciplinary), Will Cooper (Interdisciplinary), Jason Delay (undeclared), Tyler Ferguson (Interdisciplinary), Carson Fulmer (Interdisciplinary), John Kilichowski (undeclared), Brian Miller (Interdisciplinary), Jared Miller (Interdisciplinary), Penn Murfee (undeclared), Drake Parker (undeclared), Philip Pfeifer (Philosophy), Adam Ravenelle (Interdisciplinary), Bryan Reynolds (undeclared), Steven Rice (Interdisciplinary), Nolan Rogers (undeclared), Luke Stephenson (Interdisciplinary), Dansby Swanson (Interdisciplinary), Rhett Wiseman (Interdisciplinary)

### 2015

Tyler Campbell (Interdisciplinary), Jason Delay (Economics), Tyler Ferguson (Interdisciplinary), Carson Fulmer (Interdisciplinary), Tyler Green (Sociology), John Kilichowski (Economics), Penn Murfee (Economics), Drake Parker (Medicine, Health, & Society), Philip Pfeifer (Philosophy), Bryan Reynolds (Psychology), Nolan Rogers (Sociology), Dansby Swanson (Interdisciplinary), Xavier Turner (Interdisciplinary), Rhett Wiseman (Interdisciplinary)

### 2016

Joey Abraham (Economics), Tristan Chari (Medicine, Health & Society), Jason Delay (Economics), Julian Infante (undeclared), Alonzo Jones (undeclared), Connor Kaiser (undeclared), John Kilichowski (Economics), Penn Murfee (Economics), Bryan Reynolds (Psychology), Nolan Rogers (Sociology), Stephen Scott (undeclared), Collin Snider (Psychology), Will Toffey (Human & Organizational Development)

### 2017

Jason Delay (Economics), AJ Franklin (Human and Organizational Development), Julian Infante (Economics), Alonzo Jones, Jr. (Sociology), Matthew McGarry (Sociology), Penn Murfee (Economics), Ethan Paul (Psychology), Patrick Raby (Human and Organizational Development), Stephen Scott (Economics), Collin Snider (Psychology), William Toffey (Human and Organizational Development), Kyle Wright (American Studies)



## Nicholas S. Zeppos Chancellor

Vanderbilt Chancellor Nicholas S. Zeppos continues to demonstrate his appreciation for and commitment to the University's athletic program in a variety of ways.

His active role in Southeastern Conference leadership and regulatory issues and his vocal support of college athletics becoming more diverse and inclusive are just two examples of how Zeppos' influence has been felt.

Zeppos has taken a keen interest in athletics at Vanderbilt throughout his tenure which spans more than two decades. "I don't call the plays or throw the passes," Zeppos said. "I'm here simply trying to do whatever I can to support all of the talented people who do these things."

In the spring of 2016 Zeppos displayed that support yet again during the hiring of two of the nation's most dynamic and sought after basketball coaches, Bryce Drew and Stephanie White, to lead the Commodores' men's and women's respective basketball programs.

Zeppos previously endorsed an athletics capital improvement plan that has surpassed \$60 million, orchestrating efforts to improve the student experience for athletes and assist with recruiting.

"One thing I consider the ultimate compliment is when a coach calls me and says, 'I've got a couple of recruits here. Could you meet them?'"


Zeppos previously served as president of the Southeastern Conference and continues to be an important voice within the SEC where his legal expertise and commitment to fairness, student-athlete welfare, and diversity have been on display for nearly a decade. He played a key role in the extensive SEC commissioner search while serving as chair of the SEC Executive Committee of presidents and chancellors and in March 2015, he introduced Greg Sankey as league commissioner.

A distinguished legal scholar, teacher and executive, Zeppos served from 2002 to February 2008 as Vanderbilt's chief academic officer, overseeing the University's undergraduate, graduate, and professional education programs as well as research efforts in liberal arts and sciences, engineering, music, education, business, law and divinity. As provost and vice chancellor, he chaired Vanderbilt's budgeting and capital planning council and led all fund-raising and alumni relations efforts across the institution, in addition to overseeing the dean of students and dean of admissions.

Zeppos has led a number of important initiatives at Vanderbilt, including the planning process for The Ingram Commons, a landmark transformation of the first-year experience; Warren and Moore colleges for upperclassmen; and Vanderbilt Barnard College, the next phase of the university's unique living-learning residential college system currently under construction on the original campus. Other key advancements include restructuring of the institution to split out clinical health care operations into a new corporate entity; the Academic Strategic Planning Group; innovative efforts in undergraduate admissions and financial aid; and the development of new programs in Jewish studies, law and economics and genetics.

In a bold move to strengthen Vanderbilt's commitment to admitting undergraduates on the basis of accomplishment and achievement, rather than their ability to pay, Zeppos significantly expanded the financial aid program in 2009. By replacing undergraduate, need-based loans with grant and scholarship assistance, the University opened its doors wider to highly talented and qualified students of all economic, cultural and geographical backgrounds. The expanded aid program is funded by a combination of strategic budget allocations and gifts from thousands of generous donors to the current Opportunity Vanderbilt campaign.

Zeppos was recognized with five teaching awards at the law school before serving as an associate dean, associate provost, and provost and vice chancellor for academic affairs. He served as interim chancellor for eight months prior to being formally appointed as Vanderbilt's eighth chancellor on March 1, 2008.



## David Williams, II Director of Athletics

Vanderbilt Director of Athletics David Williams II ranks among the university's most prominent leaders.

Aside from his role in McGugin Center, Williams is Vice-Chancellor for University Affairs and Athletics as well as a tenured professor at the University's nationally ranked law school. He continues to teach at the Law School where he conducts courses on Taxation and Education as well as

Sports Law. He is also an active participant in the SEC and NCAA in matters of negotiations, reforms, enforcements and planning. Williams is a frequent speaker on collegiate athletics, including recent appearances at Harvard and Arizona State law schools and as keynote speaker at the Black Male Student Athlete Summit.

Since adding athletics to his multiple titles and responsibilities in 2002, Vanderbilt has seen its athletic department and individual programs recognized as being among the nation's most innovative and successful. The 2016-17 academic year may have been one of the best yet under Williams' leadership.

Eight Vanderbilt teams reached NCAA postseason competition, including an SEC regular season and tournament title and a third straight Final Four appearance by the 2015 NCAA national champion women's tennis. Men's golf won its first SEC Championship and claimed a spot in the Final Four for the first time in program history. Vanderbilt baseball reached the NCAA tournament for the 12th straight season – the longest active streak in the SEC – and reached an NCAA Super Regional for the fourth time in five years. Meanwhile, women's bowling finished third at the NCAA Championships and second consecutive Southland Conference crown.

In the most recent Academic Progress Rate scores released by the NCAA, Vanderbilt football, men's golf, women's golf, men's tennis and women's tennis led the SEC in APR. Bowling and lacrosse also finished atop the Southland and BIG EAST Conferences, respectively. All Vanderbilt teams scored between 976 and 1000 (which is a perfect score), with an overall average of 993.6. That average surpassed the NCAA four-year rate of 981. Moreover, seven programs received the prestigious Public Recognition Award, which honors programs ranking in the top 10 percent nationally in multiyear APR scores in each sport.

In 2016, Williams again demonstrated his hiring prowess. Williams orchestrated two successful searches resulting in the hiring of two of the nation's top basketball coaches, Bryce Drew and Stephanie White, to lead the respective Vanderbilt men's and women's programs. In addition, the return of Commodore legend and favorite Carolyn Peck as a member of the women's staff was very well received by the Vanderbilt faithful.

Drew and White join a growing list of highly regarded head coaches hired by Williams, including head football coach Derek Mason in 2013. The next year, Williams attracted Darren Ambrose from the University of Pennsylvania to direct the women's soccer program. In 2012, Williams directed the search for men's golf coach Scott Limbaugh, who has since led the team in three straight NCAA Final Eight appearances and just earned men's golf National Coach of the Year recognition. In addition, Williams has hired Greg Allen (women's golf coach), Ian Duvenhage (men's tennis coach) and Steven Keith (cross country/track coach), all who have taken their teams to NCAA postseason. Allen and Keith also have guided their teams to SEC team titles. Williams has also retained top coaches and staffs by orchestrating extensions for Mason, baseball coach Tim Corbin, women's tennis coach Geoff MacDonald, women's bowling coach John Williamson and women's lacrosse coach Cathy Swezey.

Williams has addressed numerous facility upgrades, including a state-of-the-art training center which opened February 2016 in McGugin Center. The new training center provides top-notch medical care for Vanderbilt student-athletes. Ground was broken immediately after the 2016 baseball season for a new expansion of our wonderful baseball complex, Hawkins Field. Other improvements in recent years include refurbishing of Vanderbilt Stadium and its football locker rooms, an addition of new tennis courts and amenities at

Brownlee O. Currey Tennis Center, renovations in Memorial Gym and McGugin Center, a new multipurpose facility for athletic and general university use, a new four-lane bowling center and a clubhouse with hitting bays for our men's and women's golf programs.

An initiative to allow more overseas travel and study abroad for Vanderbilt student-athletes also has become reality during Williams' tenure. In 2013, 15 athletes ventured to Tanzania during the summer for a service trip to bring shoes to underprivileged communities in Africa in conjunction with Soles4Souls. The partnership continued in 2014 with another community service effort to Costa Rica. In 2015, Williams led the summer service trip to Cuba, and this past summer a group of Commodores ventured to Jamaica on a service trip in partnership with Soles4Souls.

More students within Vanderbilt's athletic community were able to study abroad, including football players Oren Burks, Ean Pfeifer, Emmanuel Smith, Ralph Webb and Jonathan Wynn. In 2016, the Athletic Department began a newly created Internship Program for student-athletes matching them with employers who provide real life training for life after college. The program continued in 2017 and has received rave reviews from the student athletes, the employers, the NCAA as well as other colleges and universities.

In association with Vanderbilt Athletics, Williams has served as a member of the SEC team that negotiated past ESPN and CBS television partner contracts. Williams also serves as Chair of the NCAA Infraction Appeals Committee and was a member of the NCAA Enforcement Working Group.

Williams came to Vanderbilt in 2000 to serve as Vice Chancellor, General Counsel and University Secretary, after a 14-year tenure at The Ohio State University, where he served in numerous administrative roles including Vice Provost for Minority Affairs, Vice President of Student and Urban/Community Affairs and Professor of Law.

A native of Detroit, Williams received a Bachelor of Science in Social Sciences and Master of Arts in Education from Northern Michigan University, where he was a member of the university track team. He also earned a Master of Business Administration (MBA) and a Doctor of Jurisprudence (JD) from the University of Detroit, where Williams presently serves on the University's Board of Trust. Williams also earned an LL.M., in Taxation from New York University. Before entering law school, Williams spent 10 years as a teacher and coach in the Detroit public school system.



## Kevin Colon Associate Director of Athletics

Kevin Colon, a 20-year veteran of Vanderbilt athletics, serves as the administrator for the Commodore baseball team.

Colon also oversees the women's bowling team, equipment and strength and conditioning departments.

In 2011, 2013-16, Colon directed Vanderbilt's hosting of the NCAA baseball Regionals and Super Regionals. He was the school's official liaison at the 2011, 2014 and 2015 College World Series.

Colon came to Vanderbilt in 1998, organizing and directing CHAMPS/Life Skills, the community outreach arm of Commodore athletics.

As CHAMPS/Life Skills director, Colon guided Vanderbilt student-athletes into an expanded role in giving back to local schools, hospitals, non-profit organizations and other efforts aimed at disadvantaged residents of Nashville and Middle Tennessee. The program also emphasized a commitment to academic excellence, personal development, leadership and career development for participating student-athletes.

Before joining Vanderbilt, Colon served two years as Assistant Director for Student Services at Kansas State University. He has also served as an academic advisor for the Syracuse University football team. Colon earned an undergraduate degree from Iowa State University and master's degree from the University of Toledo.

Colon has one son, DuBois, and is married to the former Terri Fortenberry.



Fans watch the Commodores from atop the 25th Avenue Garage throughout the regular season and postseason.



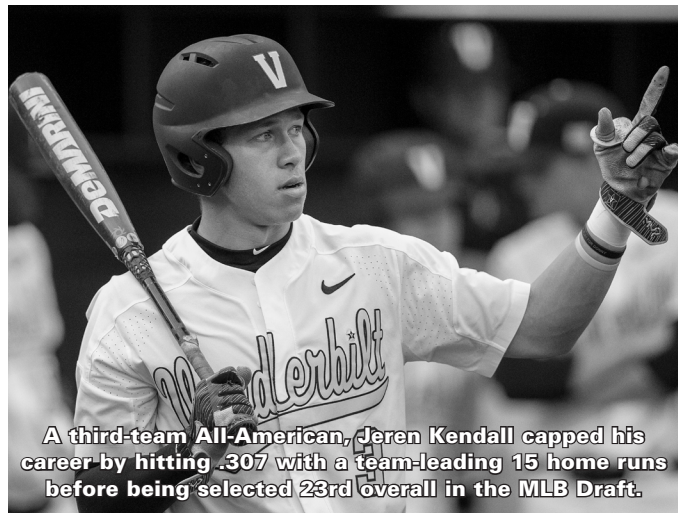


# 2017 SEASON REVIEW

**Vanderbilt pushed the team's streak of consecutive post-season berths to a Southeastern Conference best 12 straight. The Commodores captured the NCAA Clemson Regional title, advancing to the fourth NCAA Super Regionals in five years, before falling short at top-seeded Oregon State. Vandy finished the year at 36-25-1 including a 15-13-1 mark in the SEC.**


**February 17-20** - No. 7 Vanderbilt opened the 2017 season by taking two-of-three on the road at San Diego. The series shifted up a day to avoid a rainy forecast, beginning on Thursday night with the Toreros rallying from behind to win the opener 3-2. Junior Kyle Wright took the loss despite allowing just three runs on four hits over five innings. The teams played six innings on Friday before rain suspended the game with the Commodores leading 8-2. The two teams finally resumed the game on Sunday afternoon with VU finishing off the 8-2 victory. Alonzo Jones led the way reaching base four times, with three hits and a walk while matching a career-high with three runs. The Commodores clinched the series later on Sunday behind freshman Drake Fellows. The big right-hander dominated in his collegiate debut, scattering two hits over six scoreless innings with five strikeouts for his first career win. Julian Infante matched his career-high with three RBIs with Ethan Paul also driving in three in the win.

**February 22-26** - No. 17 Vanderbilt split the week going 2-2 at Hawkins Field. The Commodores opened the home schedule on Wednesday with a 7-4 victory over Evansville. Sophomore Maddux Conger earned the win in his first career start, striking out six and allowing one run on six hits over 4.1 innings. Ro Coleman helped put the game away with a two-run triple in the eighth inning. Vandy dropped the series opener against UIC on Friday afternoon 5-3 in 10 innings. Kyle Wright was solid in a no decision allowing one run on four hits with seven strikeouts over six innings. The Commodores bounced back on Saturday with a 6-2 win to even the series. Patrick Raby earned the win with six innings of work, striking out six and giving up one unearned run on three hits. Reed Hayes recorded the final four outs, including getting out of a bases loaded jam in the eighth, to notch his first save as a Commodore. Vanderbilt dropped the series finale on Sunday afternoon in a 5-2 loss in 11 innings. Matt Ruppenthal took the loss after allowing three runs on five hits over four innings of relief. Freshman Drake Fellows turned in an impressive start with seven strong innings and nine strikeouts while allowing two runs on seven hits. Jason Delay had a season-high three hits and Julian Infante added a pair of singles in the defeat.



**A third-team All-American, Jeren Kendall capped his career by hitting .307 with a team-leading 15 home runs before being selected 23rd overall in the MLB Draft.**

**February 28-March 1** - No. 17 Vanderbilt posted a winning week with two wins over Southeastern La. in the midweek. The Commodores rallied to beat Southeastern La. on Tuesday 9-6 with Collin Snider picking up the win out of the bullpen. Jeren Kendall led the way with his second career two home run game as part of a three-hit day with four RBIs. Freshman Harrison Ray added his first career homer. The Dores rallied again on Wednesday to take down the Lions 4-2. Paxton Stover earned the win out of the bullpen in his Vanderbilt debut. Ro Coleman had a pair of singles with home runs from Julian Infante and freshman JJ Bleday the difference.



**Kyle Wright was named second-team All-America and selected fifth overall in the MLB Draft in 2017.**

**March 3-5** - The Commodores matched a season-high with 12 left on base in Friday's series-opening 6-4 loss to CSUN. Kyle Wright took his second loss of the season after allowing five runs, three earned, on six hits with eight strikeouts over five innings. Will Toffey hit his first home run since 2015 with a two-run shot in the first inning. The Vandy offense struggled in a 4-1 loss on Saturday to CSUN with a season-low four hits. Patrick Raby was pegged with his first loss of the year despite allowing three runs, one earned, on four hits with seven strikeouts over six innings. The Commodores salvaged Sunday's game with an 11-3 win. The VU offense walked nine times and went 7-for-10 with runners in scoring position. Ethan Paul hit a pair of solo home runs as eight different Dores recorded hits.

**March 7-8** - No. 25 Vanderbilt posted a pair of wins over Central Arkansas in the midweek. The Commodores opened the week with a 10-5 win over UCA on Tuesday. Jason Delay drove in four runs, including his first home run of the year with a three-run shot, and Reed Hayes came off the bench to add a career-best three hits with two RBIs and struck out two in a clean ninth inning. The Dores used a five-run first inning on Wednesday to cruise to a 9-1 victory over the Bears. Chandler Day punched out a career-best eight over five innings in his first victory of the season. Ethan Paul and Jason Delay each drove in two runs in the win.

**March 10-12** - The Commodores rallied from six runs down to win the series opener against Saint Mary's on Friday 9-8. The Dores' seven-run sixth inning put the team in front and JJ Bleday's groundout put VU in front for good in the eighth. Bleday and Julian Infante each knocked in three runs as Collin Snider picked up his second win out of the bullpen. Saturday's game was postponed due to snow on the field and rescheduled as part of a doubleheader on Sunday. The Commodores dropped the front end of the twin bill in a 5-1 loss. Patrick Raby was superb in a tough-luck loss giving up five runs, three

# 2017 SEASON REVIEW



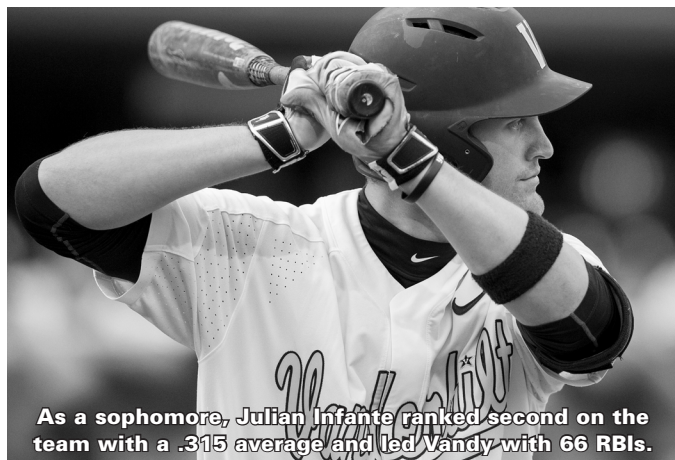
earned, on six hits and matched his career-best with 11 strikeouts over a new career-high 8.2 innings. Vandy clinched the series with a 9-1 victory in the second game behind Drake Fellows. The freshman tossed a career-high eight innings, allowing only an unearned run on two hits with eight strikeouts to earn his third win.

**March 14** - No. 24 Vandy used a then career-best 5.1 innings from Chandler Day to beat the Hilltoppers at Hawkins Field 8-1. A five-run seventh inning put the game away as Ty Duvall collected three hits and drove in two runs in his first career start. Day earned his second win of the season, allowing one run on six hits.

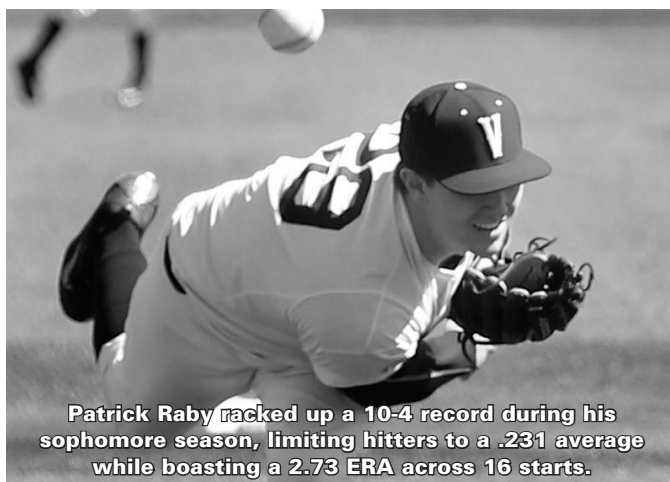
**March 17-19** - Vanderbilt dropped the SEC opener at Ole Miss 1-0 on Friday night in a pitcher's duel. The Rebels scored the lone run of the game in the sixth inning off Vandy starter Kyle Wright, who took the loss despite giving up just one run on six hits over seven innings. The offense was held to a season-low three hits. The Dores used the long ball to even the series on Saturday in a 6-2 win, matching a season-best with three home runs. Jeren Kendall, Will Toffey and Stephen Scott all went long with Toffey and Scott going back-to-back in the three-run fourth inning. The Commodores lost a late lead and the series on Sunday in a 10-8 loss. Ole Miss rallied for three runs in the eighth inning to clinch the series. The Dores used a season-high seven pitchers and walked a season-high seven batters. Penn Murfee took his first career loss, allowing two runs over 1.1 innings.

**March 21** - The Commodores clobbered Belmont 17-11 on Wednesday night at First Tennessee Park scoring a season-best 17 runs on a season-high 17 hits. Will Toffey drove in a career-best six runs with a career-high four hits, including a three-run inside the park home run, with Julian Infante picking up a career-best four hits. Chandler Day earned the victory.

**March 24-26** - Vanderbilt used one swing of the bat to win the series opener Friday night against Texas A&M 4-3. Jeren Kendall hit his first career grand slam and the Commodores' first since 2015 in the second inning. Kyle Wright won his first game of the season by allowing three runs on six hits with six strikeouts over five innings. Reed Hayes recorded his fourth save with 1.2 innings. The Dores hammered A&M 17-3 on Saturday afternoon, hitting a season-high four home runs. Jeren Kendall, Will Toffey, Julian Infante and Ethan Paul all hit homers in the win. Reed Hayes knocked in a career-best four runs with Toffey and Infante driving in three each. Patrick Raby dominated over seven scoreless innings for his fourth win of the season. Vandy could not finish the sweep on Sunday in a 6-4 loss to the Aggies. Jeren Kendall extended his



As a sophomore, Julian Infante ranked second on the team with a .315 average and led Vandy with 66 RBIs.



Patrick Raby racked up a 10-4 record during his sophomore season, limiting hitters to a .231 average while boasting a 2.73 ERA across 16 starts.

streak to six straight games with at least two hits with a pair of singles.

**March 28** - Chandler Day no hit Lipscomb for 8.2 innings until a Zeke Dodson single broke up Day's bid for the first Vanderbilt no-hitter since 2003. Day finished off his first career shutout and one-hitter one batter later in the Commodores' 10-0 win. Will Toffey collected three hits and Jeren Kendall hit his team-best eighth home run of the season with a three-run shot in the eighth inning.

**March 31 - April 2** - VU dropped the series-opener at No. 16 Kentucky on Friday night 10-3. A five-run second inning from UK was too much to overcome for the Dores as Patrick Raby took the loss, allowing a career-high seven runs, six earned, on nine hits over five innings. Jason Delay hit his second homer of the season off the left field foul pole in the seventh inning. A five-run third inning by the Wildcats on Saturday sunk the Commodores in a 7-4 loss. The series loss snapped a streak of seven straight series wins for Vanderbilt against Kentucky. Kyle Wright took the loss after giving up seven runs on nine hits and four walks over five innings. Jeren Kendall hit his ninth and 10th home runs of the season in the loss, hitting a solo bomb in the eighth and a three-run shot in the ninth as part of a three-hit game. The Commodores salvaged the Sunday game with a 6-4 victory. Will Toffey's two-run homer in the seventh inning propelled a three-run rally and Julian Infante added a solo homer of his own for an insurance run in the eighth inning. Toffey matched his career-best with four hits while Connor Kaiser added three singles to match his career-high.

**April 4** - The Commodores shut out UT Martin on Tuesday 11-0 behind another dominant outing from Chandler Day. The sophomore punched out a career-best 10 over six scoreless innings, scattering just two hits, to earn his fifth win of the year. Reed Hayes matched a season-high with three hits and drove in two runs in the win.

**April 6-8** - The Dores held off South Carolina 7-6 in the series opener on Thursday night. Jason Delay drove in three runs and ended the night a home run shy of the cycle. Patrick Raby earned the win after allowing two runs on eight hits in seven innings. The Dores clinched the series on Friday night, rallying late to win 5-3 in 13 innings. Reed Hayes drove in the tying run in the ninth with two outs before Julian Infante hit a two-run homer in the 13th to give VU the lead for the first time. Hayes then worked a scoreless inning to notch his team-best fifth save. Matt Ruppenthal earned the win with seven scoreless innings of relief, including retiring the final 14 batters he faced. VU dropped the series finale on Saturday afternoon 6-1 against the Gamecocks. Drake Fellows took the loss after giving up four runs on five hits over 2.2 innings.





# 2017 SEASON REVIEW

**April 12** - The Commodores fell 5-2 in a rain-soaked loss to Tennessee Tech on Tuesday night. A four-run fifth inning was too much for the Dores to overcome in Chandler Day's first loss of the season.

**April 13-15** - Vandy let a late lead slip away on Thursday night in a 10-6 loss to Florida. The Commodores yielded five runs in the ninth. Connor Kaiser drove in two runs in Reed Hayes' first loss as a Commodore. Kyle Wright snapped the Dores' season-long, three-game losing streak with a three-hit shutout on Friday night in Vanderbilt's 2-0 win over Florida. Wright punched out a career-best 13 with no walks in his second straight shutout of the Gators. Jason Delay led the



**Drake Fellows drew 16 appearances including 10 starts, posting a 3.30 ERA and 3-3 record for the Dores.**

offense with three hits and scored both runs in the victory. Will Toffey and Ethan Paul each added two hits apiece. The Commodores dropped the series on Saturday in a 20-8 loss. Jason Delay drove in three runs with Jeren Kendall and Ethan Paul chipping in three hits each. Drake Fellows took the loss after allowing six runs, five earned, on four hits over two innings.

**April 18** - The Commodores hammered the Blue Raiders 21-2 on Tuesday night, pounding out season-bests in runs and hits (21) in the win. Reed Hayes set new career marks with four hits and six RBIs before striking out the side in the ninth. Julian Infante and Will Toffey drove in four runs each with Toffey scoring four times. Collin Snider earned the win in relief with three innings of work.

**April 21-23** - Vandy claimed the series opener at Georgia on Friday night 8-1 behind a complete game performance from Patrick Raby. The sophomore went the distance for the first time in his career allowing one run on eight hits to earn his sixth victory of the year. Reed Hayes picked up three more hits with Will Toffey driving in three runs with a double in the fifth inning. The Dores and Bulldogs split a Saturday doubleheader to wrap up the series with VU dropping the first game 1-0 before claiming the series with a 10-5 win. Matt Ruppenthal took the loss in the first game after allowing a home run to the first batter he faced in the eighth inning. Kyle Wright did not factor in the decision despite seven scoreless innings with eight strikeouts. VU bounced back in the nightcap behind Chandler Day, who earned the win in his first career SEC start. The sophomore allowed three runs on six hits over 5.1 innings to notch his sixth victory of the season. Drake Fellows pitched the final 3.2 innings to notch his first career save. Julian Infante drove in three runs with three hits with Jason Delay adding three knocks of his own and two runs

**April 28-30** - Vanderbilt split the only two games of the week against Tennessee, winning Friday night's games 1-0 before losing a late lead in a

9-3 loss on Saturday afternoon. Patrick Raby turned in eight scoreless innings to earn the win, scattering five hits and fanning five to win his team-leading seventh game of the season. Jeren Kendall provided the game's only run with a fourth-inning solo home run, his 13th of the season. Reed Hayes worked a clean ninth to lock down his sixth save of the year. The Commodores blew a late lead on Saturday afternoon giving up nine runs over the final two innings in a 9-3 loss. Kyle Wright took a no-hitter into the seventh inning before allowing four runs in the eighth inning to take the loss. Reed Hayes and Jason Delay each had two hits in the loss.

**May 2** - The Commodores opened the week with an 8-4 win over Austin Peay on Tuesday night. VU jumped out to an early lead and cruised to victory with Ro Coleman scoring three runs and Julian Infante driving in three. Chandler Day picked up his seventh win of the season on a staff day with two scoreless innings.

**May 5-7** - Vandy rallied for four runs in the fifth inning to win the series opener against Missouri on Friday night 5-2. Julian Infante drove in three runs for the second straight game as Patrick Raby won his team-leading eighth game of the year allowing two runs on eight hits over 6.2 innings. Vanderbilt rallied for a run in the bottom of the ninth to tie the game on Saturday before losing 2-1 in 12 innings to the Tigers. Kyle Wright dueled with Missouri starter Tanner Houck, who threw eight scoreless, with Wright matching a career-best 13 strikeouts over nine innings of a no decision. The Commodores clinched the series on Sunday with a 14-5 win behind Julian Infante's career-best seven RBIs. Infante became the first Commodore since Dominic de la Osa in 2006 to drive in seven runs in a game. Zach King earned the win in relief with a career-high 5.1 no-hit innings.

**May 9** - A three-run homer in the second inning was too much for Vanderbilt to overcome in a 6-2 loss at No. 2 Louisville on Tuesday night. Commodores' starter Matt Ruppenthal ran into the trouble in the second. A two-out double by Devin Mann started the trouble. Ruppenthal walked Colin Lyman to extend the inning and bring up Josh Stowers. The Cardinals' left fielder gave the home team all the runs it needed with one swing of the bat, launching a three-run homer out to left field for a 3-0 lead.

**May 12-14** - Vanderbilt watched a lead slip away in a 4-3 loss at No. 18 Arkansas on Friday night at Baum Stadium. King took the first loss of his career, allowing one run on two hits over two innings. Raby was solid over 6.2 innings of a no decision. Kyle Wright turned in seven scoreless innings to help Vanderbilt even the series with a 6-2 win on Saturday night. Julian Infante



**Ro Coleman capped a decorated career on West End by hitting .290 and appearing in 56 games for Vanderbilt.**



# 2017 SEASON REVIEW



**Will Toffey was a force for the Dores, batting a team-best .354 alongside 64 RBIs and a .602 slugging percentage.**

changed the game with one swing, launching his 10th home run of the season out to left-center field for a 4-0 Vandy lead. Arkansas captured the series on Sunday, downing the Dores, 7-1. Julian Infante provided the lone run, a solo homer in the second.

**May 16 -** The Commodores pounded the Blue Raiders for the second time this season Tuesday in a 17-7 victory. Will Toffey and Jeren Kendall each hit home runs in the win

with Toffey driving in three runs with a two-hit game. Matt Ruppenthal earned his first win as a starter with six solid innings of work.

**May 18-20 -** The Dores won the series-opener in an 18-1 blowout of Alabama on Thursday night. VU scored five in the first then added eight more in the fourth in the team's biggest inning of the season. Jason Delay drove in four runs with three hits as part of the Dores' season-best 21-hit attack. Patrick Raby tossed seven scoreless innings despite walking a career-high five in his team-leading ninth win. Kyle Wright was magnificent again on Friday night, punching out 11 — including the final six he faced — over 7.1 innings in the Commodores' 13-1 victory. Jeren Kendall drove in a season-best five runs with three hits, including his 15th homer of the year. Will Toffey matched career-bests with four hits and four runs. Vandy battled back to tie Alabama 3-3 in a rain-shortened, eight-inning game on Saturday afternoon. Jeren Kendall scored the tying run on a balk in the eighth before a storm forced the end of the game. Drake Fellows struck out a career-high 10 batters over 6.2 innings in Vanderbilt's first tie since 1993.

**May 23 - SEC Tournament -** Vanderbilt walked 10 batters and allowed three home runs in a 7-4 loss to South Carolina to be eliminated at the Southeastern Conference Tournament at the Hoover Met on Tuesday. Connor Kaiser hit his first career home run out to left-center to bring the Commodores even in the seventh inning. In the top of the 11th inning, Carolina took advantage of Reed Hayes' wildness as the right-hander walked three batters, including Riley Hogan with the bases loaded to force in the go-ahead run.

**June 2-5 - NCAA Clemson Regional -** Vanderbilt used a big inning and steady offense to beat St. John's 13-4 in the opening game of the Clemson NCAA Regional on Friday afternoon at Doug Kingsmore Stadium. Raby earned his 10th win of the season with seven solid innings. The right-hander gave up three runs on six hits with three strikeouts. Vanderbilt used a pair of big innings and a strong start from Kyle Wright to advance to the Clemson NCAA Regional final with a 9-4 win over host Clemson Saturday night. For the second day in a row the Commodores' offense put up big numbers, collecting 16 hits with eight of the nine players in the lineup recording at least one hit. Vanderbilt failed to put any offense together late Sunday night in a 6-0 loss to No. 21 Clemson to force a decisive Game 7. Vandy starter Drake Fellows was the tough-luck loser despite turning in 6.2 quality innings. Vanderbilt used big nights from Matt Ruppenthal and Will Toffey to shut out host and Clemson 8-0 and claim the Clemson Regional. The Commodores took control early when Will Toffey blasted a two-run homer off the batter's eye. Ruppenthal was stellar over six scoreless innings to earn his third win of the year.

**June 9-10 - NCAA Corvallis Super Regional -** Vanderbilt could not overcome a fast start from No. 1 Oregon State on Friday night in an 8-4 loss in the first game of a best-of-three Super Regional series. Patrick Raby took the loss giving up six runs on eight hits over six innings. Will Toffey continued his torrid pace with two hits, including his 12th home run of the season in the seventh. A big two-out rally in the third inning was too much for Vanderbilt to overcome on the road at top-ranked Oregon State in a season-ending 9-2 loss. Wright was pinned with the loss after giving up seven runs on eight hits over 6.2 innings. The junior struck out eight and walked three in his final outing. Toffey recorded his fifth multi-hit game in his last six games with a pair of singles.





# 2017 STATISTICS



**Overall Record: 36-25-1**

**Home: 21-11-1 ★ Away: 10-12 ★ Neutral: 5-2**

**Southeastern Conference: 15-13-1**

## BATTING STATISTICS

(All games Sorted by Batting Average)

Player	AVG	GP	GS	AB	R	H	2B	3B	HR	RBI	TB	SLG	BB	HBP	SO	GDP	OBP	SF	SH	SB	ATT	PO	A	E	FLD%
Will Toffey	.354	56	56	206	55	73	13	1	12	64	124	.602	48	2	30	4	.475	3	3	5	9	23	84	8	.930
Julian Infante	.315	62	62	251	51	79	16	1	11	66	130	.518	27	3	59	6	.387	1	1	0	1	534	32	9	.984
Jason Delay	.309	59	58	207	31	64	18	2	2	41	92	.444	18	8	44	4	.381	3	1	1	3	450	76	6	.989
Jeren Kendall	.307	62	62	261	59	80	10	5	15	53	145	.556	24	5	74	1	.372	3	2	20	24	156	5	1	.994
Reed Hayes	.276	48	32	163	30	45	10	2	0	36	59	.362	24	3	33	5	.375	2	0	4	9	0	0	0	.000
JJ Bleday	.256	51	48	164	23	42	8	0	2	22	56	.341	34	0	26	2	.384	0	0	0	2	83	4	4	.956
Ethan Paul	.251	53	52	199	34	50	15	1	5	27	82	.412	18	8	47	3	.336	1	3	5	7	79	137	6	.973
Connor Kaiser	.222	62	59	194	32	43	7	1	1	18	55	.284	25	3	44	4	.316	3	11	4	4	108	174	9	.969
-----																									
Ty Duvall	.375	17	4	24	6	9	3	0	0	6	12	.500	6	1	6	1	.516	0	0	0	0	63	3	1	.985
Ro Coleman	.290	56	32	131	20	38	3	1	0	8	43	.328	9	3	10	2	.347	1	8	7	9	47	2	2	.961
Walker Grisanti	.267	21	2	30	7	8	2	0	0	4	10	.333	2	1	17	0	.333	0	1	0	0	4	0	0	1.000
Kiambu Fentress	.250	6	0	4	0	1	0	0	0	0	1	.250	0	0	0	0	.250	0	0	0	0	1	0	0	1.000
Harrison Ray	.244	32	17	78	16	19	2	1	1	12	26	.333	11	1	20	4	.333	3	0	2	5	16	7	1	.958
Stephen Scott	.227	38	32	119	25	27	4	0	2	11	37	.311	20	3	32	0	.347	2	0	3	3	34	2	0	1.000
Alonzo Jones	.221	35	25	95	19	21	3	2	0	10	28	.295	18	2	28	0	.357	0	4	3	4	31	48	5	.940
Alex Brewer	.000	14	2	15	1	0	0	0	0	1	0	.000	3	0	5	0	.167	0	0	0	0	17	5	0	1.000
Patrick Raby	.000	9	9	0	0	0	0	0	0	0	0	.000	0	0	0	0	.000	0	0	0	0	6	12	0	1.000
Drake Fellows	.000	2	2	0	0	0	0	0	0	0	0	.000	0	0	0	0	.000	0	0	0	0	9	9	0	1.000
Chandler Day	.000	2	2	0	0	0	0	0	0	0	0	.000	0	0	0	0	.000	0	0	0	0	6	3	0	1.000
Maddux Conger	.000	1	1	0	0	0	0	0	0	0	0	.000	0	0	0	0	.000	0	0	0	0	0	5	0	1.000
Kyle Wright	.000	1	1	0	0	0	0	0	0	0	0	.000	0	0	0	0	.000	0	0	0	0	2	11	3	.813
<b>Totals</b>	<b>.280</b>	<b>62</b>	<b>62</b>	<b>2141</b>	<b>409</b>	<b>599</b>	<b>114</b>	<b>17</b>	<b>51</b>	<b>379</b>	<b>900</b>	<b>.420</b>	<b>287</b>	<b>43</b>	<b>475</b>	<b>36</b>	<b>.373</b>	<b>22</b>	<b>34</b>	<b>54</b>	<b>80</b>	<b>1676</b>	<b>639</b>	<b>58</b>	<b>.976</b>
Opponents	.225	62	62	2062	271	464	85	9	47	244	708	.343	227	59	544	30	.317	16	27	35	61	1638	578	59	.974

LOB - Team (481), Opp (444). DPs turned - Team (46), Opp (45). CI - Team (0), Opp (1). IBB - Team (7), Kendall 5, Toffey 1, Infante 1, Opp (5). Picked off - Kendall 2, Kaiser 1, Toffey 1, Coleman 1, Paul 1, Jones, A. 1..

## PITCHING STATISTICS

(All games Sorted by Earned Run Average)

Player	ERA	W	L	APP	GS	CG	SHO	CBO	SV	IP	H	R	ER	BB	SO	2B	3B	HR	AB	B/Avg	WP	HBP	BK	SFA	SHA
Patrick Raby	2.73	10	4	16	16	1	0	1	0	105.1	89	38	32	30	87	16	0	7	386	.231	5	4	0	1	5
Drake Fellows	3.30	3	3	16	10	0	0	0	1	62.2	54	28	23	17	68	9	1	9	239	.226	8	7	1	2	3
Kyle Wright	3.40	5	6	16	16	1	1	0	0	103.1	82	45	39	31	121	8	3	3	380	.216	8	5	0	3	4
-----																									
Michael Sandborn	0.00	0	0	3	0	0	0	0	0	3.0	0	0	0	1	3	0	0	0	9	.000	0	1	0	0	0
Zach King	2.56	2	1	25	0	0	0	0	0	38.2	24	14	11	17	31	5	0	3	138	.174	4	4	0	0	4
Matt Ruppenthal	3.17	3	3	21	4	0	0	1	3	54.0	40	22	19	19	45	11	0	8	196	.204	4	6	0	3	0
Jackson Gillis	3.60	0	0	16	0	0	0	2	0	15.0	9	8	6	11	19	3	0	2	52	.173	0	1	2	0	1
Chandler Day	3.78	7	2	13	12	1	1	1	0	52.1	44	23	22	21	53	6	1	4	191	.230	9	15	0	2	1
Penn Murfee	4.91	0	1	10	0	0	0	0	0	11.0	10	7	6	4	6	1	1	2	42	.238	2	4	0	0	3
Maddux Conger	4.96	2	1	15	3	0	0	0	0	32.2	35	20	18	17	28	8	0	5	124	.282	2	4	0	2	2
Collin Snider	5.40	3	2	21	1	0	0	1	1	33.1	37	27	20	16	29	9	1	2	132	.280	1	4	0	3	3
Reed Hayes	5.75	0	2	21	0	0	0	3	7	20.1	22	15	13	13	25	4	2	0	79	.278	0	1	0	0	1
Paxton Stover	6.41	1	0	15	0	0	0	0	0	19.2	16	17	14	18	21	5	0	2	70	.229	3	1	0	0	0
Matt McGarry	8.59	0	0	5	0	0	0	0	0	7.1	2	7	7	12	8	0	0	0	24	.083	10	2	0	0	0
<b>Totals</b>	<b>3.71</b>	<b>36</b>	<b>25</b>	<b>62</b>	<b>62</b>	<b>3</b>	<b>5</b>	<b>3</b>	<b>12</b>	<b>558.2</b>	<b>464</b>	<b>271</b>	<b>230</b>	<b>227</b>	<b>544</b>	<b>85</b>	<b>9</b>	<b>47</b>	<b>2062</b>	<b>.225</b>	<b>56</b>	<b>59</b>	<b>3</b>	<b>16</b>	<b>27</b>
Opponents	5.93	25	36	62	62	5	3	2	12	546.0	599	409	360	287	475	114	17	51	2141	.280	58	43	11	22	34

PB - Team (8), Delay 7, Duvall 1, Opp (13). Pickoffs - Team (0), Opp (7). SBA/ATT - Delay (33-58), Raby (5-10), Wright (5-10), Ruppenthal (4-7), Day (4-7), Fellows (4-5), Stover (2-5), Snider (4-5), Conger (0-4), Duvall (2-3), King (3-3), Gillis (2-2), Hayes (1-2), McGarry (1-1).

# 2017 SEC STATISTICS



**Southeastern Conference Record: 15-13-1**

**Home: 8-5-1 ★ Away: 7-8-0**

## BATTING STATISTICS

(All games Sorted by Batting Average)

Player	AVG	GP	GS	AB	R	H	2B	3B	HR	RBI	TB	SLG%	BB	HBP	SO	GDP	OB%	SF	SH	SB	ATT	PO	A	E	FLD%	
Jeren Kendall	.336	29	29	122	29	41	3	3	9	24	77	.631	9	3	37	0	.393	1	1	9	11	79	3	0	1.000	
Will Toffey	.326	26	26	86	21	28	6	0	5	19	49	.570	25	1	12	1	.482	0	1	2	5	14	34	3	.941	
Jason Delay	.312	29	29	109	13	34	9	2	1	25	50	.459	5	5	25	2	.367	1	0	1	2	209	44	2	.992	
Ethan Paul	.293	22	22	82	13	24	7	0	3	9	40	.488	7	2	25	0	.363	0	1	3	3	45	63	2	.982	
Julian Infante	.288	29	29	125	22	36	8	1	7	35	67	.536	6	1	36	3	.326	0	1	0	1	252	11	6	.978	
Reed Hayes	.239	27	17	92	14	22	4	1	0	16	28	.304	12	0	21	2	.324	1	0	2	6	0	0	0	.000	
Connor Kaiser	.202	29	27	89	10	18	2	1	0	9	22	.247	6	1	23	4	.258	1	6	1	1	57	84	4	.972	
JJ Bleday	.200	23	20	75	5	15	2	0	1	4	20	.267	9	0	12	1	.286	0	0	0	0	36	1	2	.949	
Stephen Scott	.197	24	19	76	14	15	2	0	2	5	23	.303	8	2	23	0	.287	1	0	3	3	23	1	0	1.000	
-----																										
Ty Duvall	.571	6	0	7	2	4	1	0	0	1	5	.714	0	0	2	0	.571	0	0	0	0	7	0	0	1.000	
Walker Grisanti	.308	8	1	13	1	4	1	0	0	1	5	.385	0	0	6	0	.308	0	0	0	0	1	0	0	1.000	
Ro Coleman	.222	25	11	45	6	10	0	0	0	1	10	.222	5	1	6	1	.314	0	2	2	2	11	1	1	.923	
Harrison Ray	.189	14	9	37	7	7	0	1	0	5	9	.243	7	1	11	2	.319	2	0	2	4	7	4	0	1.000	
Alonzo Jones	.178	17	11	45	10	8	1	1	0	5	11	.244	5	1	17	0	.275	0	2	0	0	19	32	2	.962	
Alex Brewer	.000	6	1	6	0	0	0	0	0	0	0	.000	0	0	1	0	.000	0	0	0	0	11	4	0	1.000	
Kiambu Fentress	.000	3	0	1	0	0	0	0	0	0	0	.000	0	0	0	0	.000	0	0	0	0	0	0	0	.000	
Chandler Day	.000	2	2	0	0	0	0	0	0	0	0	.000	0	0	0	0	.000	0	0	0	0	0	1	0	1.000	
Patrick Raby	.000	7	7	0	0	0	0	0	0	0	0	.000	0	0	0	0	.000	0	0	0	0	3	8	0	1.000	
Kyle Wright	.000	1	1	0	0	0	0	0	0	0	0	.000	0	0	0	0	.000	0	0	0	0	1	10	2	.846	
Totals	.263	29	29	1010	167	266	46	10	28	159	416	.412	104	18	257	16	.341	7	14	25	38	779	314	24	.979	
Opponents	.234	29	29	958	134	224	36	3	28	122	350	.365	106	31	232	16	.327	8	17	18	31	777	265	26	.976	

LOB - Team (210), Opp (207). DPs turned - Team (22), Opp (18). CI - Team (0), Opp (1). IBB - Team (3), Kendall 3, Opp (2).

Picked off - Coleman 1, Jones, A. 1, Toffey 1.

## PITCHING STATISTICS

(All games Sorted by Earned Run Average)

Player	ERA	W	L	APP	GS	CG	SHO	CBO	SV	IP	H	R	ER	BB	SO	2B	3B	HR	AB	B/Avg	WP	HBP	BK	SFA	SHA	
Kyle Wright	2.20	4	3	10	10	1	1	0	0	69.2	43	20	17	21	80	5	1	0	244	.176	3	4	0	1	4	
Patrick Raby	2.57	7	1	10	10	1	0	1	0	66.2	61	20	19	18	54	10	0	6	246	.248	4	3	0	1	4	
-----																										
Michael Sandborn	0.00	0	0	1	0	0	0	0	0	1.0	0	0	0	0	0	0	0	0	3	.000	0	1	0	0	0	
Zach King	2.57	1	1	10	0	0	0	0	0	14.0	7	4	4	8	13	3	0	0	50	.140	2	2	0	0	1	
Matt Ruppenthal	3.32	1	1	10	0	0	0	0	1	21.2	16	9	8	7	16	5	0	3	78	.205	0	3	0	1	0	
Maddux Conger	5.59	1	1	6	0	0	0	0	0	9.2	8	6	6	5	6	1	0	3	32	.250	0	3	0	1	1	
Paxton Stover	5.91	0	0	7	0	0	0	0	0	10.2	10	10	7	8	7	1	0	2	39	.256	1	1	0	0	0	
Reed Hayes	6.14	0	1	8	0	0	0	1	4	7.1	7	5	5	5	5	0	0	0	27	.259	0	0	0	0	1	
Chandler Day	6.17	1	1	3	3	0	0	0	0	11.2	12	9	8	5	5	0	0	2	42	.286	2	6	0	1	1	
Drake Fellows	6.23	0	2	8	5	0	0	0	1	26.0	27	22	18	12	29	6	1	6	104	.260	7	5	0	2	2	
Penn Murfee	7.71	0	1	5	0	0	0	0	0	7.0	8	6	6	2	4	1	1	2	28	.286	1	1	0	0	2	
Jackson Gillis	9.64	0	0	5	0	0	0	0	0	4.2	5	5	5	6	6	2	0	2	18	.278	0	0	1	0	1	
Collin Snider	13.00	0	1	8	1	0	0	0	0	9.0	20	17	13	6	7	2	0	2	45	.444	1	2	0	1	0	
Matt McGarry	13.50	0	0	1	0	0	0	0	0	0.2	0	1	1	3	0	0	0	0	2	.000	3	0	0	0	0	
Totals	4.06	15	13	29	29	2	2	1	6	259.2	224	134	117	106	232	36	3	28	958	.234	24	31	1	8	17	
Opponents	4.97	13	15	29	29	2	2	2	6	259.0	266	167	143	104	257	46	10	28	1010	.263	20	18	1	7	14	

PB - Team (4), Delay 4, Opp (6). Pickoffs - Team (0), Opp (3). SBA/ATT - Delay (18-31), Raby (2-6), Stover (2-4), Wright

(2-4), Snider (4-4), Day (1-3), Conger (0-2), Ruppenthal (1-2), Fellows (2-2), King (2-2), Hayes (1-1), Gillis (1-1).





# 2017 STATISTICS

## Multiple Hit Games

Player	2	3	4	5+	Tot
Julian Infante	18	6	1	-	25
Jeren Kendall	17	8	-	-	25
Will Toffey	18	2	4	-	24
Jason Delay	12	6	-	-	18
Ethan Paul	13	1	-	-	14
Reed Hayes	9	3	1	-	13
JJ Bleday	8	2	-	-	10
Ro Coleman	7	3	-	-	10
Connor Kaiser	7	1	-	-	8
Stephen Scott	6	-	-	-	6
Alonzo Jones	3	1	-	-	4
Harrison Ray	2	-	-	-	2
Ty Duvall	-	1	-	-	1
Walker Grisanti	1	-	-	-	1
TEAM	121	34	6	0	161

## Multiple RBI Games

Player	2	3	4	5+	Tot
Will Toffey	7	7	2	2	18
Julian Infante	4	11	1	-	17
Jason Delay	9	2	2	-	13
Jeren Kendall	4	3	4	1	12
Reed Hayes	5	2	1	1	9
Ethan Paul	6	3	-	-	9
JJ Bleday	3	2	-	-	5
Connor Kaiser	4	-	-	-	4
Harrison Ray	3	-	-	-	3
Alonzo Jones	3	-	-	-	3
Ty Duvall	2	-	-	-	2
Stephen Scott	2	-	-	-	2
Ro Coleman	1	-	-	-	1
Walker Grisanti	1	-	-	-	1
TEAM	54	30	10	5	99

## Hitting Streaks

Julian Infante	10
Will Toffey	10
Ro Coleman	9
Connor Kaiser	7
Jeren Kendall	7
Harrison Ray	7
JJ Bleday	7
Ethan Paul	6
Stephen Scott	6
Jason Delay	6
Reed Hayes	5
Alonzo Jones	4
Ty Duvall	3
Walker Grisanti	3
Kiambu Fentress	1

## Category Leaders

### Batting Avg

Will Toffey	.354
Julian Infante	.315
Jason Delay	.309
Jeren Kendall	.307
Reed Hayes	.276

### Slugging Pct

Will Toffey	.602
Jeren Kendall	.556
Julian Infante	.518
Jason Delay	.444
Ethan Paul	.412

### On Base Pct

Will Toffey	.475
Julian Infante	.387
JJ Bleday	.384
Jason Delay	.381
Reed Hayes	.375

### Runs Scored

Jeren Kendall	59
Will Toffey	55
Julian Infante	51
Ethan Paul	34
Connor Kaiser	32

### Hits

Jeren Kendall	80
Julian Infante	79
Will Toffey	73
Jason Delay	64
Ethan Paul	50

### Runs Batted In

Julian Infante	66
Will Toffey	64
Jeren Kendall	53
Jason Delay	41
Reed Hayes	36

### Doubles

Jason Delay	18
Julian Infante	16
Ethan Paul	15
Will Toffey	13
2 tied at	10

### Triples

Jeren Kendall	5
Jason Delay	2
Alonzo Jones	2
Reed Hayes	2
6 tied at	1

### Home Runs

Jeren Kendall	15
Will Toffey	12
Julian Infante	11
Ethan Paul	5
3 tied at	2

### Total Bases

Jeren Kendall	145
Julian Infante	130
Will Toffey	124
Jason Delay	92
Ethan Paul	82

### Walks

Will Toffey	48
JJ Bleday	34
Julian Infante	27
Connor Kaiser	25
2 tied at	24

### Hit By Pitch

Jason Delay	8
Ethan Paul	8
Jeren Kendall	5
5 tied at	3

### Sac Bunts

Connor Kaiser	11
Ro Coleman	8
Alonzo Jones	4
Will Toffey	3
Ethan Paul	3

### Sac Flies

Jeren Kendall	3
Connor Kaiser	3
Jason Delay	3
Will Toffey	3
Harrison Ray	3

### Stolen Bases

Jeren Kendall	20
Ro Coleman	7
Ethan Paul	5
Will Toffey	5
2 tied at	4

### Caught Stealing

Reed Hayes	5
Will Toffey	4
Jeren Kendall	4
Harrison Ray	3
4 tied at	2

### Steal Attempts

Jeren Kendall	24
Ro Coleman	9
Will Toffey	9
Reed Hayes	9
Ethan Paul	7

### Strikeouts

Jeren Kendall	74
Julian Infante	59
Ethan Paul	47
Jason Delay	44
Connor Kaiser	44

### Total Plate Appearances

Jeren Kendall	295
Julian Infante	283
Will Toffey	263
Jason Delay	237
Connor Kaiser	236

### At-Bats

Jeren Kendall	261
Julian Infante	251
Jason Delay	207
Will Toffey	206
Ethan Paul	199

### Game Starts

Julian Infante	62
Jeren Kendall	62
Connor Kaiser	59
Jason Delay	58
Will Toffey	56

### Earned Run Avg

Patrick Raby	2.73
Drake Fellows	3.30
Kyle Wright	3.40

### Opposing Bat Avg

Kyle Wright	.216
Drake Fellows	.226
Patrick Raby	.231

### Wins

Patrick Raby	10
Chandler Day	7
Kyle Wright	5
3 tied at	3

### Losses

Kyle Wright	6
Patrick Raby	4
Matt Ruppenthal	3
Drake Fellows	3
3 tied at	2

### Saves

Reed Hayes	7
Matt Ruppenthal	3
Drake Fellows	1
Collin Snider	1

### Innings Pitched

Patrick Raby	105.1
Kyle Wright	103.1
Drake Fellows	62.2

### Batters Struck Out

Kyle Wright	121
Patrick Raby	87
Drake Fellows	68
Chandler Day	53
Matt Ruppenthal	45

### Appearances

Zach King	25
Reed Hayes	21
Matt Ruppenthal	21
Collin Snider	21
4 tied at	16

### Games Started

Kyle Wright	16
Patrick Raby	16
Chandler Day	12
Drake Fellows	10
Matt Ruppenthal	4

### Games Finished

Reed Hayes	17
Matt Ruppenthal	13
Paxton Stover	6
Penn Murfee	5
3 tied at	4

### Games In Relief

Zach King	25
Reed Hayes	21
Collin Snider	20
Matt Ruppenthal	17
Jackson Gillis	16

### Wild Pitches

Matt McGarry	10
Chandler Day	9
Kyle Wright	8
Drake Fellows	8
Patrick Raby	5

### Balks

Jackson Gillis	2
Drake Fellows	1

### Hit Batters

Chandler Day	15
Drake Fellows	7
Matt Ruppenthal	6
Kyle Wright	5
5 tied at	4

### Runners Picked Off

None

### Batters SO out Looking

Kyle Wright	31
Patrick Raby	28
Matt Ruppenthal	15
Collin Snider	14
Drake Fellows	13

### Fielding Pct

Stephen Scott	1.000
Alex Brewer	1.000
Patrick Raby	1.000
Drake Fellows	1.000
Chandler Day	1.000

### Chances

Julian Infante	575
Jason Delay	532
Connor Kaiser	291
Ethan Paul	222
Jeren Kendall	162

### Putouts

Julian Infante	534
Jason Delay	450
Jeren Kendall	156
Connor Kaiser	108
JJ Bleday	83

### Assists

Connor Kaiser	174
Ethan Paul	137
Will Toffey	84
Jason Delay	76
Alonzo Jones	48

### Errors

Julian Infante	9
Connor Kaiser	9
Will Toffey	8
Ethan Paul	6
Jason Delay	6

# 2017 STATISTICS



## 2017 Defensive Statistics

Player	C	PO	A	E	FLD%	DPs	SBA	CS	SB%	PB	CI
Stephen Scott	36	34	2	0	1.000	1	0	0	.000	0	0
Alex Brewer	22	17	5	0	1.000	1	0	0	.000	0	0
Patrick Raby	18	6	12	0	1.000	0	5	5	.500	0	0
Drake Fellows	18	9	9	0	1.000	0	4	1	.800	0	0
Chandler Day	9	6	3	0	1.000	0	4	3	.571	0	0
Matt Ruppenthal	6	2	4	0	1.000	1	4	3	.571	0	0
Maddux Conger	5	0	5	0	1.000	0	0	4	.000	0	0
Walker Grisanti	4	4	0	0	1.000	0	0	0	.000	0	0
Jackson Gillis	3	1	2	0	1.000	0	2	0	1.000	0	0
Kiambu Fentress	1	1	0	0	1.000	0	0	0	.000	0	0
Jeren Kendall	162	156	5	1	.994	1	0	0	.000	0	0
Jason Delay	532	450	76	6	.989	9	33	25	.569	7	0
Ty Duvall	67	63	3	1	.985	0	2	1	.667	1	0
Julian Infante	575	534	32	9	.984	35	0	0	.000	0	0
Ethan Paul	222	79	137	6	.973	27	0	0	.000	0	0
Connor Kaiser	291	108	174	9	.969	31	0	0	.000	0	0
Ro Coleman	51	47	2	2	.961	1	0	0	.000	0	0
Harrison Ray	24	16	7	1	.958	0	0	0	.000	0	0
JJ Bleday	91	83	4	4	.956	0	0	0	.000	0	0
Alonzo Jones	84	31	48	5	.940	7	0	0	.000	0	0
Will Toffey	115	23	84	8	.930	5	0	0	.000	0	0
Colin Snider	11	3	7	1	.909	0	4	1	.800	0	0
Kyle Wright	16	2	11	3	.813	0	5	5	.500	0	0
Zach King	5	1	3	1	.800	0	3	0	1.000	0	0
Penn Murfee	5	0	4	1	.800	0	0	0	.000	0	0
Matt McGarry	0	0	0	0	.000	0	1	0	1.000	0	0
Paxton Stover	0	0	0	0	.000	0	2	3	.400	0	0
Michael Sandborn	0	0	0	0	.000	0	0	0	.000	0	0
Reed Hayes	0	0	0	0	.000	0	1	1	.500	0	0
<b>Totals</b>	<b>2373</b>	<b>1676</b>	<b>639</b>	<b>58</b>	<b>.976</b>	<b>46</b>	<b>35</b>	<b>26</b>	<b>.574</b>	<b>8</b>	<b>0</b>
Opponents	2275	1638	578	59	.974	45	54	26	.675	13	1

## 2017 Team Superlatives

### Batting

At bats:	48	at Middle Tennessee (Apr 18, 2017)
Runs scored:	21	at Middle Tennessee (Apr 18, 2017)
Hits:	21	twice, last vs Alabama (May 18, 2017)
RBIs:	21	at Middle Tennessee (Apr 18, 2017)
Doubles:	8	at Clemson (Jun 03, 2017)
Triples:	2	vs Texas A&M (Mar 25, 2017)
Home runs:	4	vs Texas A&M (Mar 25, 2017)
Total bases:	38	vs Texas A&M (Mar 25, 2017)
Walks:	12	vs Belmont (Mar 22, 2017 at Nashville, Tenn.)
Strikeouts:	17	at South Carolina (Apr 07, 2017)
Sac hits:	4	vs St. John's (Jun 02, 2017 at Clemson, S.C.)
Sac flies:	4	vs Middle Tennessee (May 16, 2017)
Stolen bases:	4	vs UIC (Feb 25, 2017)
Hit by pitch:	4	vs Belmont (Mar 22, 2017 at Nashville, Tenn.)
Caught stealing:	2	6x, last at Clemson (Jun 05, 2017)
Runners LOB:	15	vs Belmont (Mar 22, 2017 at Nashville, Tenn.)
Hit into DP:	3	3x, last at Georgia (Apr 21, 2017)

### Fielding

Putouts:	39	at South Carolina (Apr 07, 2017)
Assists:	20	vs Missouri (May 06, 2017)
Errors:	3	6x, last vs South Carolina (May 23, 2017 at Hoover, Ala.)
Passed balls:	2	vs Florida (Apr 13, 2017)
DPs turned:	2	12x, last vs Alabama (May 19, 2017)

### Pitching

Innings pitched:	13.0	at South Carolina (Apr 07, 2017)
Runs allowed:	20	vs Florida (Apr 15, 2017)
Earned runs:	19	vs Florida (Apr 15, 2017)
Walks allowed:	11	vs Florida (Apr 15, 2017)
Strikeouts:	16	2x, last vs Tennessee Tech (Apr 11, 2017)
Hits allowed:	20	vs Florida (Apr 15, 2017)
Doubles allowed:	5	vs Florida (Apr 15, 2017)
Triples allowed:	2	vs Belmont (Mar 22, 2017 at Nashville, Tenn.)
Homers allowed:	4	vs Florida (Apr 15, 2017)
Wild pitches:	6	vs Tennessee Tech (Apr 11, 2017)
Hit batters:	4	at Ole Miss (Mar 19, 2017)

## 2017 Inning-by-Inning Scoring

Team	1	2	3	4	5	6	7	8	9	EX	Total
Vanderbilt	32	50	52	60	65	53	40	39	16	2	409
Opponents	23	27	45	16	30	40	22	32	27	9	271

## 2017 Attendance

Home attendance	92286	(32 dates avg = 2883 )
Away attendance	122656	(28 dates avg = 4380 )
Total attendance	214942	(60 dates avg = 3582)

## Win-Loss Summary

Total	36-25-1
Conference	15-13-1
Non-Conf	21-12
Home	21-11-1
Away	12-13
Neutral	3-1
Day	18-16-1
Night	18-9
vs Left	7-5
vs Right	29-20-1
1-Run games	4-5
2-Run games	4-4
5+Run games	21-7
Extra inns	1-4
Shutouts	5-3
Scoring 0-2 runs	2-13
Scoring 3-5 runs	4-9-1
Scoring 6-9 runs	16-3
Scoring 10+ runs	14-0
Opponent 0-2 runs	19-3
Opponent 3-5 runs	12-7-1
Opponent 6-9 runs	4-11
Opponent 10+ runs	1-4
Scores first	24-7
Opp. scores first	12-18-1



**Julian Infante's seven RBIs against Missouri on May 7, 2017, were the most in a game for a Commodore player since the 2006 season.**

## 2017 Individual Superlatives

### Batting

At bats:	6	9x, last Will Toffey at Clemson (Jun 03, 2017)
Runs scored:	4	5x, last Will Toffey vs St. John's (Jun 02, 2017 at Clemson, S.C.)
Hits:	4	6x, last Will Toffey vs St. John's (Jun 02, 2017 at Clemson, S.C.)
RBIs:	7	Julian Infante vs Missouri (May 07, 2017)
Doubles:	3	Julian Infante vs Missouri (May 07, 2017)
Triples:	1	17x, last Jason Delay vs Alabama (May 20, 2017)
Home runs:	2	4x, last Will Toffey at Clemson (Jun 05, 2017)
Total bases:	9	3x, last Jeren Kendall at Kentucky (Apr 01, 2017)
Walks:	3	8x, last Reed Hayes vs Alabama (May 18, 2017)
Strikeouts:	4	4x, last Connor Kaiser at Clemson (Jun 03, 2017)
Sac hits:	2	Ro Coleman vs St. John's (Jun 02, 2017 at Clemson, S.C.)
Sac flies:	1	22x, last Harrison Ray at Clemson (Jun 03, 2017)
Stolen bases:	2	4x, last Ethan Paul at Clemson (Jun 05, 2017)
Hit by pitch:	2	2x, last Jason Delay at Ole Miss (Mar 19, 2017)
Caught stealing:	1	26x, last Ro Coleman at Clemson (Jun 05, 2017)
Runners LOB:	5	5x, last Ty Duvall vs UT Martin (Apr 04, 2017)

### Fielding

Putouts:	16	3x, last Julian Infante vs Missouri (May 06, 2017)
Assists:	8	Ethan Paul vs Austin Peay (May 02, 2017)
Errors:	2	3x, last W. Toffey vs S. Carolina (May 23, 2017 at Hoover, Ala.)
Passed balls:	2	Jason Delay vs Florida (Apr 13, 2017)

### Pitching

Innings pitched:	9.0	4x, last Kyle Wright vs Missouri (May 06, 2017)
Runs allowed:	7	3x, last Kyle Wright vs Oregon State (Jun 10, 2017)
Earned runs:	7	2x, last Kyle Wright vs Oregon State (Jun 10, 2017)
Walks allowed:	5	3x, last Patrick Raby vs Alabama (May 18, 2017)
Strikeouts:	13	2x, last Kyle Wright vs Missouri (May 06, 2017)
Hits allowed:	10	Kyle Wright vs Saint Mary's (Mar 10, 2017)
Doubles allowed:	3	3x, last Drake Fellows vs Alabama (May 20, 2017)
Triples allowed:	1	9x, last Reed Hayes vs Oregon State (Jun 10, 2017)
Homers allowed:	3	M. Ruppenthal vs S. Carolina (May 23, 2017 at Hoover, Ala.)
Wild pitches:	3	3x, last Matt McGarry vs Florida (Apr 15, 2017)
Hit batters:	3	Chandler Day at Arkansas (May 14, 2017)



# 2017 RESULTS



DATE	OPPONENT	W/L	WP	LP	SV	TIME	ATT.
<b>FEBRUARY</b>							
16	San Diego	L 3-2	Sprengel (1-0)	Wright (0-1)	Conyers (1)	2:57	903
17	San Diego	W 8-2	Raby (1-0)	Teaney (0-1)	Snider (1)	3:30	540
19	San Diego	W 11-1	Fellows (1-0)	Burdick (0-1)		3:16	985
22	Evansville	W 7-4	Conger (1-0)	Weigand (0-1)	Ruppenthal (1)	2:55	2550
24	UIC	L 5-3 (10)	Ryan (1-1)	Snider (0-1)		3:25	2710
25	UIC	W 6-2	Raby (2-0)	Andersen (0-1)	Hayes (1)	2:58	2648
26	UIC	L 5-2 (11)	Padilla (1-0)	Ruppenthal (0-1)	Ryan (1)	3:12	2668
28	SE Louisiana	W 9-6	Snider (1-1)	Tassin (1-1)	Hayes (2)	3:13	2489
<b>MARCH</b>							
1	SE Louisiana	W 4-2	Stover (1-0)	Koestler (0-1)	Hayes (3)	2:42	2493
3	CSUN	L 6-4	Weston (2-1)	Wright (0-2)	O'Neil (2)	3:25	2513
4	CSUN	L 4-1	VANDERFORD (2-1)	Raby (2-1)		2:58	2713
5	CSUN	W 11-3	Fellows (2-0)	Myers (1-1)		3:11	2679
7	Central Arkansas	W 10-5	King (1-0)	Brand (1-1)		3:15	2443
8	Central Arkansas	W 9-1	Day (1-0)	Schmidt (0-2)		3:06	2489
10	Saint Mary's	W 9-8	Snider (2-1)	Waldichuk (1-1)	Ruppenthal (2)	3:40	2528
12	Saint Mary's	L 5-1	Valdez (2-1)	Raby (2-2)	Milam (6)	2:35	
DH	Saint Mary's	W 9-1	Fellows (3-0)	Madrigal (2-2)		2:35	2600
14	Western Kentucky	W 8-1	Day (2-0)	Ciocco (0-2)		3:14	2552
17	Ole Miss*	L 1-0	Parkinson (4-1)	Wright (0-3)	Woolfolk (5)	2:45	8257
18	Ole Miss*	W 6-2	Raby (3-2)	Feigl (2-2)		3:15	9010
19	Ole Miss*	L 10-8	Woolfolk (1-1)	Murfee (0-1)		4:11	8221
22	Belmont^	W 17-11	Day (3-0)	Lovell (0-1)		4:25	1617
24	Texas A&M*	W 4-3	Wright (1-3)	Hill (4-2)	Hayes (4)	3:01	3418
25	Texas A&M*	W 17-3	Raby (4-2)	Kolek (1-1)		2:56	3309
26	Texas A&M*	L 6-4	Chafin (2-1)	Snider (2-2)	Kilkenny (1)	3:19	3586
28	Lipscomb^	W 10-0	DAY (4-0)	Pryor (1-1)		2:36	1502
31	Kentucky*	L 10-3	Hjelle (4-2)	Raby (4-3)		2:58	2465
<b>APRIL</b>							
1	Kentucky*	L 7-4	Logue (5-1)	Wright (1-4)		2:56	3071
2	Kentucky*	W 6-4	Conger (2-0)	Pop (1-1)	Ruppenthal (3)	3:43	3512
4	UT Martin	W 11-0	Day (5-0)	Patzner (1-3)		3:07	2655
6	South Carolina*	W 7-6	Raby (5-3)	Crowe (3-2)	Hayes (5)	3:13	6904
7	South Carolina*	W 5-3 (13)	Ruppenthal (1-1)	Scott (1-2)		4:12	7412
8	South Carolina*	L 6-1	Hill (2-3)	Fellows (3-1)	Reagan (2)	3:02	8012
11	Tennessee Tech	L 5-2	Lancaster (4-1)	Day (5-1)	Roberts (9)	3:27	2563
13	Florida*	L 10-6	Milchin (2-1)	Hayes (0-1)		3:43	3148
14	Florida*	W 2-0	WRIGHT (2-4)	Singer (4-2)		2:12	3626
15	Florida*	L 20-8	Kowar (6-0)	Fellows (3-2)		3:48	3626
18	Middle Tennessee	W 21-2	Snider (3-2)	Williams (0-3)		3:30	1125
21	Georgia*	W 8-1	RABY (6-3)	Gist (2-3)		2:54	2547
22	Georgia*	L 1-0	Adkins (5-4)	Ruppenthal (1-2)		2:33	
DH	Georgia*	W 10-5	Day (6-1)	Avidano (2-2)	Fellows (1)	3:36	3112
28	Tennessee*	W 1-0	Raby (7-3)	MARTIN (4-5)	Hayes (6)	2:20	3499
29	Tennessee*	L 9-4	Stallings (3-1)	Wright 2-5)	Linginfelter (1)	2:48	3603
30	Tennessee*		CANCELED				
<b>MAY</b>							
2	Austin Peay	W 8-4	Day (7-1)	Powell (2-4)		3:03	2646
5	Missouri*	W 5-2	Raby (8-3)	Bartlett (5-2)	Hayes (7)	3:01	2936
6	Missouri*	L 2-1 (12)	Sikkema (7-0)	Conger (2-1)		3:14	2960
7	Missouri*	W 14-5	King (2-0)	Montes De Oca (3-5)		3:34	3012
9	Louisville	L 6-2	Martin (4-0)	Ruppenthal (1-3)		2:42	4120
12	Arkansas*	L 4-3	Kopps (3-0)	King (2-1)		3:14	8151
13	Arkansas*	W 6-2	Wright (3-5)	Knight (6-4)		3:55	9225
14	Arkansas*	L 7-1	Taccolini (4-0)	Day (7-2)	Reindl (2)		
16	Middle Tennessee	W 17-7	Ruppenthal (2-3)	Hasper (0-3)		3:33	2682
18	Alabama*	W 18-1	Raby (9-3)	Medders (2-1)		3:00	2904
19	Alabama*	W 13-1	Wright (4-5)	Walters (5-5)		2:47	3110
20	Alabama*	T 3-3 (8)				2:52	2928
23	South Carolina!	L 7-4 (11)	Johnson (1-2)	Hayes (0-2)		4:01	
<b>JUNE</b>							
2	St. John's\$	W 13-4	Raby (10-3)	Mooney (8-2)		3:07	3234
3	at Clemson\$	W 9-4	Wright (5-5)	Barnes (5-5)		3:21	5097
4	Clemson\$	L 6-0	JACKSON (9-1)	Fellows (3-3)		3:10	3731
5	at Clemson\$	W 8-0	Ruppenthal (3-3)	Eubanks (7-6)		2:59	4462
9	at Oregon State+	L 8-4	Thompson (14-0)	Raby (10-4)	Tweedt (1)	3:09	3737
10	Oregon State+	L 9-2	FEHMEL (5-2)	Wright (5-6)		3:00	3734

^ First Tennessee Park (Nashville, Tenn.) \* Southeastern Conference Game ! SEC Tournament Game \$ NCAA Regional! + NCAA Super Regional



# 2017 SEC RECAP



## 2017 FINAL SEC STANDINGS

### Eastern Division

	SEC	Pct.	GB	All	Pct.	Home	Away	Neutral	vs. Div.	vs. Top 25	Last 10	Streak
#%Florida	21-9	.700	--	52-19	.732	31-10	13-7	8-2	13-5	27-10	8-2	W4
Kentucky	19-11	.633	2.0	43-23	.652	30-6	11-14	2-3	11-7	17-15	5-5	L2
Vanderbilt	15-13-1	.534	5.0	36-25-1	.589	21-11-1	12-13	3-1	9-8	11-14	5-4-1	L2
Missouri	14-16	.467	7.0	36-23	.610	18-13	11-6	7-4	9-9	4-11	7-3	L2
South Carolina	13-17	.433	8.0	35-25	.583	23-13	9-8	3-4	8-10	13-18	5-5	L1
Georgia	11-19	.367	10.0	25-32	.439	14-18	10-12	1-2	8-10	5-15	7-3	L2
Tennessee	7-21	.250	13.0	27-25	.519	15-13	9-12	3-0	4-13	6-11	3-7	L3

### Western Division

	SEC	Pct.	GB	All	Pct.	Home	Away	Neutral	vs. Div.	vs. Top 25	Last 10	Streak
#^LSU	21-9	.700	--	52-20	.722	32-7	10-8	10-5	14-4	21-11	7-3	L2
Arkansas	18-11	.621	2.5	45-19	.703	29-8	10-7	6-4	10-8	12-13	6-4	L1
Mississippi State	17-13	.567	4.0	40-27	.597	22-9	12-12	5-4	9-9	14-15	5-5	L2
Auburn	16-14	.533	5.0	37-26	.587	23-13	10-11	4-2	7-11	10-10	5-5	L2
Texas A&M	16-14	.533	5.0	41-23	.641	26-11	12-7	3-5	10-8	12-12	6-4	L2
Ole Miss	14-16	.467	7.0	32-25	.561	24-8	6-12	2-5	9-9	17-17	3-7	L1
Alabama	5-24-1	.172	15.5	19-34-1	.358	14-22	5-11-1	0-1	4-14	5-17	4-5-1	T1

# - SEC Champion; % - Division Champion; ^ - SEC Tournament Champion

### 2017 Coaches' All-SEC Teams

#### First Team

C.....	Grant Koch, Arkansas
1B.....	Brent Rooker, Mississippi State
2B.....	Braden Shewmake, Texas A&M
3B.....	Jordan Rodgers, Tennessee
SS.....	Ryan Gridley, Mississippi State
OF.....	Greg Deichmann, LSU
OF.....	ristan Pompey, Kentucky
OF.....	Jeren Kendall, Vanderbilt
DH/UT.....	Michael Curry, Georgia
SP.....	Kyle Wright, Vanderbilt
SP.....	Sean Hjelle, Kentucky
SP.....	Alex Lange, LSU
RP.....	Logan Salow, Kentucky

#### Second Team

C.....	Troy Squires, Kentucky
1B.....	Evan White, Kentucky
2B.....	Riley Mahan, Kentucky
3B.....	Colby Bortles, Ole Miss
SS.....	Kramer Robertson, LSU
SS.....	Jax Biggers, Arkansas
OF.....	Jonah Todd, Auburn
OF.....	Jake Mangum, Mississippi State
OF.....	Chandler Taylor, Alabama
DH/UT.....	JJ Schwarz, Florida
SP.....	Alex Faedo, Florida
SP.....	Brady Singer, Florida
RP.....	Michael Byrne, Florida

#### Freshman Team

C.....	Hunter Coleman, Texas A&M
1B.....	Andre Lipcius, Tennessee
2B.....	Braden Shewmake, Texas A&M
3B.....	Josh Smith, LSU
SS.....	Cam Shepherd, Georgia
OF.....	Carlos Cortes, South Carolina
OF.....	Zach Watson, LSU
OF.....	Dominic Fletcher, Arkansas
DH/UT.....	Logan Foster, Texas A&M
SP.....	Ryan Rolison, Ole Miss
SP.....	Eric Walker, LSU
RP.....	T.J. Sikkema, Missouri

**Player of the Year:** Brent Rooker, Mississippi State  
**Pitcher of the Year:** Sean Hjelle, Kentucky  
**Freshman of the Year:** Braden Shewmake, Texas A&M  
**Scholar-Athlete of the Year:** Zach Logue, Kentucky  
**Coach of the Year:** Nick Mingione, Kentucky

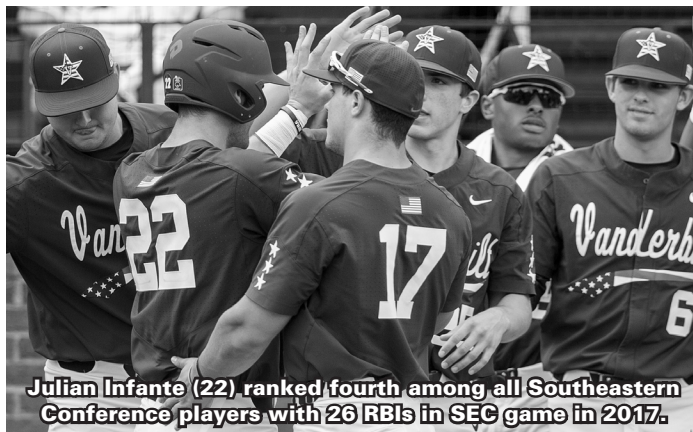
### Vanderbilt Rankings in the SEC

#### Hitting

Batting Average.....	5th - .280
Slugging Percentage.....	5th - .420
On Base Percentage.....	4th - .373
Runs Scored.....	4th - 409
Hits.....	7th - 599
Runs Batted In.....	4th - 379
Doubles.....	5th - 114
Triples.....	2nd - 17
Home Runs.....	9th - 51
Total Bases.....	6th - 900
At Bats.....	7th - 2141
Walks.....	4th - 287
Strikeouts.....	5th - 575
Stolen Bases.....	17th - 55

#### Pitching

Earned Run Average.....	7th - 3.71
Strikeouts.....	8th - 544
Opposing Batting Average.....	1st - .225
Innings Pitched.....	8th - 558.2
Hits.....	4th - 464
Runs.....	6th - 271
Walks.....	10th - 227
Complete Games.....	14th - 3
Saves.....	11th - 12
Shutouts.....	17th - 5
Fielding Percentage.....	5th - .976
Errors.....	8th - 58



**Julian Infante (22) ranked fourth among all Southeastern Conference players with 26 RBIs in SEC game in 2017.**



# LETTERWINNERS



**A**  
 Abbgg, Jamie ..... 1988-89  
 Joey Abraham ..... 2015-2017  
 Adams, Bud ..... 1986-87  
 Adeeb, Josh ..... 1996-98  
 Alcorta, Nick ..... 1984  
 Alvarez, Pedro ..... 2006-08  
 Allen, Greg ..... 1981, 1984  
 Ambrose, Mark ..... 1984, 1985  
 Anderson, Bill ..... 1975, 1976  
 Anglea, Jim ..... 1976  
 Armstrong, Jack ..... 2009-11

**B**  
 Bachman, Ryan ..... 1994-96  
 Bailey, Shay ..... 1997  
 Balch, Kyle ..... 1985-88  
 Barbao, Joe ..... 1993-94  
 Bates, Doug ..... 1970, 1973  
 Baxter, Mike ..... 2004-05  
 Beal, Andy ..... 1998-2000  
 Becker, Will ..... 2003  
 Bedwell, Rob ..... 2000-01  
 Beede, Tyler ..... 2012-14  
 Bennett, Dean ..... 2001-02  
 Betourne, Cameron ..... 2005-07  
 Bierman, Sean ..... 2008-09  
 Billings, Eric ..... 2002  
 Blackburn, Mike ..... 1983  
**Bleday, JJ ..... 2017-**  
 Bledsoe, Hunter ..... 1997, 1999  
 Blue, Adam ..... 2000-01  
 Blumberg, Maury ..... 1979, 1982  
 Bode, Mark ..... 1970-73  
 Bohannon, Brad ..... 1994  
 Bond, Will ..... 1989  
 Borchert, Bill ..... 1977  
 Borland, Drew ..... 1998-2000  
 Borowsky, Erez ..... 1981-82  
 Boulanger, Greg ..... 1986-87  
 Boutwell, Jeff ..... 2003-04  
 Boyett, Chuck ..... 1969-72  
 Bowden, Ben ..... 2014-16  
 Brecht, Tim ..... 1983-84  
 Brewer, Alex ..... 2017  
 Brewer, Russell ..... 2008-10  
 Broadus, Chris ..... 2001-02  
 Brown, Ryan ..... 1995-96  
 Brown, Watson ..... 1972  
 Buehler, Walker ..... 2013-15  
 Buher, Guy ..... 1977-78  
 Buice, Deron ..... 1987  
 Burger, Steve ..... 1972, 1974  
 Burns, Gary ..... 1980-81  
 Buschmann, Matt ..... 2003-06  
 Byrd, Mike ..... 1997-99

**C**  
 Cabrera, Ulises ..... 2000-01  
 Cafaro, Rocco ..... 1992  
 Callahan, Jeff ..... 1988-89  
 Campbell, Tyler ..... 2013-16  
 Carrier, Derek ..... 1976  
 Carroll, Adams ..... 1970-71  
 Casali, Curt ..... 2008-11  
 Castellano, Connor ..... 2012  
 Chandler, Steve ..... 1974-77  
 Chari, Tristan ..... 2015-16  
 Childress, Taylor ..... 2000-01  
 Christensen, Chris ..... 1995-98

Christiani, Nick ..... 2006-09  
 Chmil, Steve ..... 1980-81  
 Clinard, Will ..... 2010-12  
 Cohen, Hal ..... 1980  
 Coleman, Ro ..... 2014-17  
 Colley, Reed ..... 1997-98  
 Collinge, Cory ..... 1985  
 Collins, Greg ..... 1971-73  
 Conde, Vince ..... 2012-14  
**Conger, Maddux ..... 2016-**  
 Conn, Jimmy ..... 1970-71  
 Cook, Zach ..... 2000  
 Cooper, Will ..... 2012-14  
 Cora, Joey ..... 1983-85  
 Cotham, Caleb ..... 2008-09  
 Coyne, Mike ..... 1972-75  
 Craighead, Todd ..... 1986  
 Cronk, Adam ..... 2005-08  
 Crowell, Cody ..... 2005-07  
 Curtin, Tom ..... 1974  
 Cunningham, Jason ..... 2007-08

**D**  
 Daniels, David ..... 1992-95  
 Darling, Scott ..... 1983-84  
 Daunic, Willy ..... 1990-93  
 Davis, Glenn ..... 1995-97  
 Davis, Ryan ..... 2005-07  
 Davis, Ty ..... 2005-07  
**Day, Chandler ..... 2016-**  
 deAngelis, Larry ..... 1979-80  
 DeFrance, Charles ..... 1980-82  
 de la Osa, Dom ..... 2005-08  
 Del George, Greg ..... 2005-06  
 Delay, Jason ..... 2014-17  
 Diehl, Aaron ..... 1999  
 Dill, Justin ..... 1997-98  
 Dison, Steve ..... 1978-79  
 Ditto, Adam ..... 1999  
 Donahoo, Duane ..... 1970-73  
 Douillard, Jonathan ..... 2001-04  
 Duke, Alvin ..... 1996-99  
 Duncan, Rick ..... 1972-75  
 Dyer, K.C. ..... 2000-01  
 Dykes, Jimmy ..... 1995-98

**E**  
 Edwards, Jeff ..... 1982-84  
 Elliott, Bump ..... 1992-95  
 Elliott, Jason ..... 1992-95  
 Elliott, Justin ..... 2002  
 Elliott, Mark ..... 1977-80  
 Ellison, Karl ..... 2014-16  
 Ellison, Mickey ..... 1990-93  
 Esposito, Jason ..... 2009-11  
 Estep, Steve ..... 1970-72  
 Everett, Donny ..... 2016

**F**  
 Fair, Doug ..... 1982-83  
 Fann, Drew ..... 2009-12  
 Faulkner, Steven ..... 2001-02  
 Farese, Jason ..... 1994-97  
 Farley, Brian ..... 1982  
 Fausett, Aaron ..... 1999  
 Feinberg, Alex ..... 2005-08  
**Fellows, Drake ..... 2017-**  
 Ferguson, Tyler ..... 2013-15  
 Fisher, Fred ..... 1974  
 Flaherty, Regan ..... 2010

Flaherty, Ryan ..... 2006-08  
 Flower, George ..... 1982-85  
 Flubacker, Kyle ..... 1999-01  
 Ford, Joe ..... 1973  
 Freeman, Ashley ..... 2000-01  
 Freer, Bryant ..... 1987-90  
 French, Brad ..... 2005-08  
 Fridrich, Chip ..... 1987-90  
 Fulmer, Carson ..... 2013-15  
 Fulton, Bob ..... 1985-86

**G**  
 Gagliano, Paul ..... 1977-78  
 Gamble, Kevin ..... 1998  
 Ganick, Nick ..... 1976-77  
 Garcia, Martin ..... 1974-75  
 Garrison, David ..... 1982  
 Garvin, Grayson ..... 2009-11  
 Garza, Aaron ..... 2004-05  
 Geshke, Kevin ..... 1998-01  
 Giannola, Rick ..... 1994-97  
 Gibbs, Jim ..... 1981-84  
**Gillis, Jackson ..... 2017-**  
 Giobbi, Andrew ..... 2007-10  
 Gleason, Peter ..... 1985  
 Gleason, Rich ..... 1980-81  
 Godfrey, Ryan ..... 2003  
 Goldis, Eric ..... 1993-94  
 Gomez, Anthony ..... 2010-12  
 Goodenow, Richie ..... 2008-10  
 Gooch, Mike ..... 1970  
 Govedarcia, Ted ..... 1975-78  
 Graf, Scott ..... 1985-87  
 Graham, Jeff ..... 1984-85  
 Gray, Sonny ..... 2009-11  
 Green, Tyler ..... 2015-16  
 Greene, Jimbo ..... 1986  
 Greene, Steve ..... 1990-92  
 Gregor, Conrad ..... 2011-13  
 Gregory, Wayne ..... 1975-78  
 Griffin, Tom ..... 1984-85  
**Grisanti, Walker ..... 2016-**  
 Groner, Tim ..... 1985

**H**  
 Haigler, Phillip ..... 1995-96  
 Hanks, Parker ..... 2006-08  
 Hardin, Bill ..... 1973-76  
 Harrell, Connor ..... 2010-13  
 Harris, Andrew ..... 2010-13  
 Harris, Brian ..... 2007-10  
 Harris, Robert ..... 1976-79  
 Harrison, Bob ..... 1970  
 Harvey, Chris ..... 2012-14  
 Harvie, Brad ..... 1986-87  
 Hastings, Brad ..... 1996-97  
 Hatcher, Ronald ..... 2001  
 Hawkins, Carter ..... 2003-07  
 Hayes, Drew ..... 2008-10  
 Hazen, Cam ..... 1985-88  
 Heins, Jim ..... 1986-89  
 Hench, Bill ..... 1977-80  
 Hendrickson, Robert ..... 1972-73  
 Hernandez, Brian ..... 2005-06  
 Hibbett, Jim ..... 1974  
 Higgins, Bob ..... 1970  
 Hightower, Vegrin ..... 1990-93  
 Hill, Taylor ..... 2008-11  
 Hilliard, Alex ..... 2008-09  
 Hindy, Mark ..... 1992-95

Hobbs, Ryan ..... 1995-97  
 Hoerman, Tom ..... 1983-84  
 Hoffman, Jeff ..... 1988  
 Holt, Rick ..... 1988-91  
 Hovey, Lars ..... 1984  
 Howard, Matt ..... 1980-83  
 Howard, Steve ..... 1980  
 Hubbard, Marlon ..... 1980-83  
 Hughes, Zack ..... 1995-96

**I**  
**Infante, Julian ..... 2016-**

**J**  
 Jackson, Hardie ..... 1984-85  
 Jackson, Joey ..... 1985-87  
 Jacobson, Brett ..... 2006-08  
 Jahnke, Don ..... 1980-81  
 Jefcoat, Mark ..... 1995  
 Jenkins, Jimmy ..... 1979  
 Jennings, Nelson ..... 1977-80  
 Johns, Bryan ..... 2010-11  
 Johnson, David ..... 1998  
 Johnson, Ryan ..... 2015-16  
 Johnson, Will ..... 2011-12  
 Johnston, Clinton ..... 1996-98  
 Joiner, David ..... 1984-87  
**Jones, Alonzo ..... 2016-**  
 Jones, Carlton ..... 1991-92  
 Jones, Elliott ..... 1970  
 Jones, Warner ..... 2003-05  
 Jordan, Todd ..... 1995-96  
 Justice, Matt ..... 1990

**K**  
 Kairit, Brant ..... 1992-95  
**Kaiser, Connor ..... 2016-**  
 Kata, Matt ..... 1997-99  
 Kaye, John ..... 2001-03  
 Kemp, Tony ..... 2011-13  
 Kendall, Jeren ..... 2015-17  
 Kern, Greg ..... 1980  
 Key, Lewis ..... 1975-76  
 Kilichowski, John ..... 2014-16  
 Kim, Gil ..... 2003-05  
 King, Bart ..... 1989-90  
**King, Zach ..... 2017-**  
 Kittrell, Rickey ..... 1976-78  
 Kleinschrodt, Bill ..... 2004-05  
 Klippenstein, Kelly ..... 1986  
 Klosterman, Ryan ..... 2003-04  
 Kolinsky, Keenan ..... 2011-13  
 Kropf, Andy ..... 1997-00  
 Kropf, Mickey ..... 2003-04  
 Kruchten, Mark ..... 1987-91

**L**  
 Lamm, Mark ..... 2008-11  
 Lane, Steve ..... 1975-78  
 Lanius, Roby ..... 1977  
 Larkin, Ronnie ..... 1983  
 Latimer, Bob ..... 1973-76  
 Lawson, Donald ..... 1981-1982, 1984  
 Lee, Josh ..... 2011  
 Leonard, Ernie ..... 1973-76  
 Lewis, Jensen ..... 2003-05  
 Lewis, Ryan ..... 1997  
 Liddle, Steven ..... 2008-09  
 Lind, Sam ..... 2011  
 Lipscomb, Brant ..... 1972-73



Lipton, Kurt. . . . . 2006-07  
 Little, Jeff. . . . . 1999-02  
 Loftus, Joe. . . . . 2009-11  
 Logan, Scott. . . . . 1988-90  
 Love, Jeff. . . . . 1970-71  
 Luellwitz, Sean. . . . . 1999-02  
 Luna, D.J. . . . . 2012-13  
 Lupo, Jack. . . . . 2011-13  
 Luten, Sam. . . . . 1978-79

## M

Macias, David. . . . . 2005-08  
 Madison, Scotti. . . . . 1977-80  
 Malmo, Dede. . . . . 1986-88  
 Manley, Dickey. . . . . 1974  
 Manning, Joey. . . . . 2008-09  
 Mansolino, Tony. . . . . 2002-05  
 Manson, Marvin. . . . . 1974-77  
 Manton, Jason. . . . . 1992  
 Marquis, Matt. . . . . 2009  
 Martin, Jeff. . . . . 1990-92  
 Mascolo, Mark. . . . . 1983  
 Maultsby, Chris. . . . . 1999-2002  
 Maziarka, Mike. . . . . 1986-87  
 McCarty, Aubrey. . . . . 2015  
 McCarthy, Mike. . . . . 1979-81  
 McClure, Alex. . . . . 2009  
 McClure, Michael. . . . . 2002  
 McCullough, Clayton. . . . . 1999  
 McDonnough, Matt. . . . . 1993-94  
 McGarry, Matt. . . . . 2016-17  
 McGill, Ronnie. . . . . 1990-93  
 McGraner, Matt. . . . . 2003-04  
 McKeithan, Joel. . . . . 2011-13  
 McLean, John. . . . . 1970-73  
 McLochlin, Mike. . . . . 1988-90  
 McPherson, Scott. . . . . 1978  
 Meadows, Tydus. . . . . 1996-98  
 Meingasner, Matt. . . . . 2006  
 Menees, Gene. . . . . 1974-75  
 Miller, Brian. . . . . 2012-14  
 Miller, Jared. . . . . 2012-14  
 Minor, Mike. . . . . 2007-09  
 Monroe, Mark. . . . . 1990  
 Montgomery, Ryan. . . . . 1994-95  
 Moore, Mike. . . . . 1975  
 Moore, Navery. . . . . 2009-11  
 Moore, Tom. . . . . 1973  
 Morrissey, Dan. . . . . 1981  
 Morrissey, Mike. . . . . 1989-92  
 Morrow, Joe. . . . . 1989-91  
 Morrow, Nick. . . . . 1991-94  
 Moviel, Greg. . . . . 2004-06  
 Moynihan, Matt. . . . . 1993-95  
 Muckerheide, Todd. . . . . 1987-90  
 Mullins, Ryan. . . . . 2003-2005  
 Mundy, Joey. . . . . 2015  
 Murfee, Penn. . . . . 2015-17  
 Murray, Mark. . . . . 1993-94

## N

Navin, Spencer. . . . . 2011-13  
 Nenad, David. . . . . 1980-81  
 Newell, Scott. . . . . 1989-92  
 Nicolas, Cesar. . . . . 2001-04  
 Nicolich, Bob. . . . . 1983-84  
 Nielsen, Bart. . . . . 1991-94  
 Nonemaker, Karl. . . . . 1999-2002  
 Norwood, John. . . . . 2012-14  
 Nuismer, Jack. . . . . 1976-79

Nurkka, Hal. . . . . 1983-84

## O

Olvey, Bill. . . . . 1981-83  
 Ortiz, Gabe. . . . . 2009  
 Ortiz, Ray. . . . . 1995-96  
 Ott, Mike. . . . . 1981  
 Owen, Blake. . . . . 2003-04

## P

Palmore, Wayne. . . . . 1972-74  
 Parke, John. . . . . 1985-86  
 Parker, Carl. . . . . 1986  
 Parker, Drake. . . . . 2015  
 Patton, Benton. . . . . 1985  
**Paul, Ethan. . . . . 2016-**  
 Paul, Josh. . . . . 1994-96  
 Pauly, William. . . . . 2003  
 Pecoraro, T.J. . . . . 2011-14  
 Peebles, Jeff. . . . . 1970-73  
 Pendley, Tom. . . . . 1992-93  
 Pfeifer, Philip. . . . . 2012-13, 15  
 Pike, Mike. . . . . 1977-80  
 Pilkington, Nick. . . . . 2003-04  
 Placenti, Ron. . . . . 1974-75  
 Popovich, Brian. . . . . 1988  
 Powell, Tommy. . . . . 1970-73  
 Prather, Stephen. . . . . 1998-2000  
 Price, David. . . . . 2005-07  
 Prince, Justin. . . . . 1999  
 Prince, Travis. . . . . 1996-98  
 Prior, Mark. . . . . 1999  
 Prothro, John. . . . . 2000-02  
 Purdy, Alan. . . . . 1990-93  
 Puskarich, Darren. . . . . 1983

## R

**Raby, Patrick. . . . . 2016-**  
 Ralston, Barry. . . . . 1980-81  
 Ramsey, George. . . . . 1964  
 Ransom, Robert. . . . . 2001-03  
 Ravenelle, Adam. . . . . 2012-14  
**Ray, Harrison. . . . . 2017-**  
 Reasonover, Jerry. . . . . 1971-72  
 Redovian, Jim. . . . . 1987-88  
 Reese, Brad. . . . . 1989-93  
 Reese, Charlie. . . . . 1981-84  
 Reid, Chase. . . . . 2008-10  
 Reynolds, Bryan. . . . . 2014-16  
 Reynolds, Riley. . . . . 2009-12  
 Rhoden, Tyler. . . . . 2004, 2006-07  
 Rhodes, Ricky. . . . . 1971-75  
 Rice, Steven. . . . . 2011-14  
 Richardson, Antaoan. . . . . 2004-05  
 Robin, Shea. . . . . 2005-08  
 Robbins, Jason. . . . . 1992-95  
 Roberts, John. . . . . 1986  
 Robertson, Cliff. . . . . 1975-76  
 Robertson, Jerry. . . . . 1975-77  
 Rogers, Nolan. . . . . 2014-16  
 Rote, Ryan. . . . . 2004-05  
 Ruppenthal, Matt. . . . . 2015-17  
 Rutledge, Brooks. . . . . 2000-01

## S

Sabino, Liam. . . . . 2015-16  
 Sadecki, Steve. . . . . 1989-91  
 Sahagian, Bill. . . . . 1976-78  
**Sandborne, Michael. . . . . 2017-**  
 Sanderson, Scott. . . . . 1976-77

Sands, Craig. . . . . 1994-95  
 Schabes, Bob. . . . . 1986-89  
 Schiffman, Jim. . . . . 1987-90  
 Schley, Steve. . . . . 1979  
 Schoell, Nathan. . . . . 1993  
 Schulte, Vance. . . . . 1986-87  
 Schwartz, Steven. . . . . 2008  
 Scoggins, Bob. . . . . 1986-87  
 Scott, John. . . . . 2002-03

## Scott, Stephen. . . . . 2016-

Scott, Worth. . . . . 2001-04  
 Selman, Sam. . . . . 2010-12  
 Seretti, Giovanni. . . . . 2003  
 Seybt, Paul. . . . . 1995-98  
 Shao, Stephen. . . . . 2004  
 Shapiro, Scott. . . . . 2002  
 Shearer, Doug. . . . . 1986  
 Sheffield, Jordan. . . . . 2015-16  
 Shipley, Ted. . . . . 1972-74  
 Shiverick, Bill. . . . . 1983-86  
 Shoemaker, Brad. . . . . 1989-90  
 Sholl, Kenny. . . . . 1976-77  
 Simpson, Zach. . . . . 2002-04  
 Sims, Tommy. . . . . 1983  
 Skaggs, Mike. . . . . 1987-90  
 Skibitsky, Jeff. . . . . 1998  
 Skillman, Kyle. . . . . 1998  
 Skinner, Chris. . . . . 1981-85  
 Skinner, David. . . . . 1980-82  
 Smith, Archie. . . . . 1985-87  
 Smith, Greg. . . . . 1985-88  
 Smith, Jay. . . . . 2000-02  
 Smith, JoJo. . . . . 1989-91  
 Smith, Kyle. . . . . 2013-16  
 Smith, Robert. . . . . 1986-88  
 Smith, Scott. . . . . 1995-96  
 Smith, Tim. . . . . 1987-88  
 Snider, Collin. . . . . 2015-17  
 Snow, Bert. . . . . 1996-98  
 Sowers, Jeremy. . . . . 2002-04  
 Spagnuolo, Brendan. . . . . 2015  
 St. Luce, Kellen. . . . . 2008  
 Stamps, Joe. . . . . 1979-81  
 Stavnes, Paul. . . . . 1996  
 Steele, Evan. . . . . 2016  
 Stempel, Paul. . . . . 2001-02  
 Stone, Hayden. . . . . 2014-16  
 Stone, Ken. . . . . 1970  
 Stoner, Jim. . . . . 1978  
 Stover, Bob. . . . . 1970-71

## Stover, Paxton. . . . . 2017-

Stricker, Dan. . . . . 1999  
 Stubbs, Cam. . . . . 1981-82  
 Sues, Jeff. . . . . 2002-05  
 Sullivan, Charlie. . . . . 1991  
 Swanson, Dansby. . . . . 2013-15

## T

Taylor, Bruce. . . . . 1984-85  
 Taylor, Rucker. . . . . 2003-06  
 Terry, Kyle. . . . . 1976  
 Thomas, Greg. . . . . 1991-93  
 Thompson, Alex. . . . . 1970  
 Tinsley, Steve. . . . . 1972-75  
 Toffey, Will. . . . . 2015-17  
 Trenning, Jeff. . . . . 1983-85  
 Turnbull, John. . . . . 1988-91  
 Turner, Tim. . . . . 1981-82  
 Turner, Xavier. . . . . 2013-14  
 Tuizer, David. . . . . 1997

Tyler, Steve. . . . . 1975

## V

Valente, Lou. . . . . 1992-93  
 Vanderhoff, Scott. . . . . 1999-2002  
 Vaughn, Matt. . . . . 2000-01  
 Velez, Jeff. . . . . 1993-94  
 VerHagen, Drew. . . . . 2012

## W

Wagner, Michael. . . . . 2004-05  
 Wallace, David. . . . . 1999-2001  
 Wallace, Nick. . . . . 2000  
 Wallace, Sam. . . . . 1970-72  
 Wasilewski, Tom. . . . . 1982-84  
 Weathers, Casey. . . . . 2006  
 Weatherspoon, Kenny. . . . . 1986  
 Wells, Greg. . . . . 1979-81  
 Welp, David. . . . . 1995-96  
 Wessel, Doug. . . . . 1970-73  
 West, Rick. . . . . 1994-95  
 Westlake, Aaron. . . . . 2008-11  
 Whatley, Gabe. . . . . 1992-93  
 Whipple, Boomer. . . . . 1992-95  
 White, DeWayne. . . . . 1979  
 White, Ed. . . . . 1971-73  
 White, Jonathan. . . . . 2006-09  
 Whitt, Cody. . . . . 1978-79  
 Wiel, Zander. . . . . 2013-15  
 Wierciszewski, Mark. . . . . 1990-91  
 Wiles, Ed. . . . . 1974-77  
 Williams, Corey. . . . . 2010-11  
 Williams, Gerald. . . . . 1982  
 Williams, Jerry. . . . . 1977-81  
 Willis, Mike. . . . . 1969-72  
 Wills, Angier. . . . . 1979  
 Wilson, Nevin. . . . . 2012-13  
 Wilson, Steve. . . . . 1971-72, 1974  
 Winchester, Bill. . . . . 1970-72  
 Wiseman, Rhett. . . . . 2013-15  
 Wittenbraker, Tom. . . . . 1970-71  
 Wix, Stephen. . . . . 1993-96  
 Woods, David. . . . . 1997-98  
 Woodward, Terry. . . . . 1975-76  
 Wormsley, Jordan. . . . . 2008-10  
 Woyce, Abbie. . . . . 1982-85  
 Wright, Kyle. . . . . 2015-17  
 Wright, Mike. . . . . 1976-78

## Y

Yanello, John. . . . . 1980-81  
 Yarbrough, Kent. . . . . 1982-83  
 Yastrzemski, Mike. . . . . 2010-13  
 Yee, Damon. . . . . 1997-2000  
 Young, Andy. . . . . 1984  
 Young, Mark. . . . . 1979  
 Young, Steve. . . . . 1989

## Z

Zdanowicz, Tom. . . . . 1988  
 Zeid, Josh. . . . . 2006  
 Zeller, Matt. . . . . 2002-05  
 Ziomek, Kevin. . . . . 2011-13  
 Zgonc, Kevin. . . . . 1991-92

**Current players in bold**





# ALL-TIME COACHING RECORDS



## Coaching Records By Victories


Coach	W	L	T	Years Coached
Roy Mewbourne.....	655	608	9	1979-2002
<b>Tim Corbin.....</b>	<b>646</b>	<b>315</b>	<b>1</b>	<b>2003-Present</b>
Larry Schmittou.....	306	252	1	1968-1978
Bill Schwartz.....	155	112	1	1917, 1924-1940, 1952
Dave Scobey.....	43	75	0	1949-1951, 1954-1956
Byrd Douglas.....	31	19	0	1920-1921
Wallace Wade.....	26	13	0	1922-1923
Dick Richardson.....	24	63	0	1957-1959, 1961
Herbert Sanborn.....	21	17	2	1912-1913
Harley Boss.....	21	42	0	1960, 1963-1964
James A. Scoggins.....	20	19	1	1942, 1947
T. W. Davis.....	19	5	0	1904
E.J. Hamilton.....	19	18	1	1909-1910
George Archie.....	18	42	0	1965-1967
Dick Lyle.....	13	8	2	1914
Tommy Harrison.....	11	9	2	1948
Grantland Rice.....	11	9	2	1908
Anderson Weakley.....	8	7	0	1911
John Palmer.....	5	8	0	1918
Woody Johnson.....	5	13	0	1953
Ray Morrison.....	3	3	0	1919

## Coaching Records By Win Percentage

Coach	Pct.	W	L	T	Years Coached
T. W. Davis.....	.792	19	5	0	1904
<b>Tim Corbin.....</b>	<b>.672</b>	<b>646</b>	<b>315</b>	<b>1</b>	<b>2003-Present</b>
Wallace Wade.....	.667	26	13	0	1922-1923
Byrd Douglas.....	.620	31	19	0	1920-1921
Bill Schwartz.....	.580	155	112	1	1917, 1924-1940, 1952
Tommy Harrison.....	.575	11	9	2	1948
Grantland Rice.....	.575	11	9	2	1908
Dick Lyle.....	.560	13	8	2	1914
Herbert Sanborn.....	.550	21	17	2	1912-1913
Larry Schmittou.....	.548	306	252	1	1968-1978
Anderson Weakley.....	.533	8	7	0	1911
Roy Mewbourne.....	.519	655	608	9	1979-2002
E.J. Hamilton.....	.513	19	18	1	1909-1910
James A. Scoggins.....	.512	20	19	1	1942, 1947
Ray Morrison.....	.500	3	3	0	1919
John Palmer.....	.384	5	8	0	1918
Dave Scobey.....	.364	43	75	0	1949-1951, 1954-1956
Harley Boss.....	.333	21	42	0	1960, 1963-1964
George Archie.....	.300	18	42	0	1965-1967
Woody Johnson.....	.277	5	13	0	1953
Dick Richardson.....	.276	24	63	0	1957-1959, 1961

### Tim Corbin

**Vanderbilt Head Coach  
2003 - present  
646-315-1 Overall Record**



In 15 seasons at Vanderbilt, Tim Corbin has transformed Vanderbilt into one of the national powers of college baseball and taken the program to unprecedented success winning the school's first-ever men's national title in 2014.

Corbin's overall record of 646-315-1 (.672) is second-best in terms of wins at Vanderbilt, and first in terms of win percentage for coaches with 100 games or more.

Under Corbin, Vanderbilt boasts the Southeastern Conference's longest streak of consecutive NCAA Tournament appearances at 12. The Dores have advanced to a Super Regional in four of the last five years.

In 2015, Vanderbilt returned to the College World Series for the third time in five years with team's fourth 50-win season in the last four making it back to the CWS Finals before losing in three games to Virginia. The Dores captured the SEC East with a 20-10 mark.

The 2014 Commodores topped Virginia in the College World Series finals in three games to claim the title in just the Dores' second trip to Omaha. For the third time in four years Vandy hosted NCAA Regionals and Super Regionals, topping Oregon in the Regional final and Stanford in the Super Regionals.

Vanderbilt's 2013 team was one for the ages as the Commodores matched the school record with a 54-12 record and smashed the SEC record with a 26-3 mark to win the league title.

### Roy Mewbourne

**Vanderbilt Head Coach  
1979-2002  
655-608-9 Overall Record**



A fixture around Vanderbilt baseball for nearly a quarter century, Roy Mewbourne retired following the 2002 campaign, ending his career as the Commodores' all-time winningest skipper and one of most successful coaches in collegiate baseball history.

The native of Birmingham, Ala., compiled a 655-608-9 mark in 24 seasons at Vanderbilt, and finished his 30-year coaching tenure with a 922-683-9 overall record.

In his final season as Vanderbilt's head coach, Mewbourne achieved several personal milestones, most notably becoming the 35th coach in college baseball history to reach the 900-win plateau. He registered his 900th career win against West Virginia (2/16) and his 650th victory at Vanderbilt against Mississippi State (4/28). The win over the Bulldogs also came in Mewbourne's 1,600th game as a collegiate head coach.


At the start of the season, the then-56-year-old skipper also saw his dream of a new stadium become a reality with the unveiling of Hawkins Field. A catalyst in the stadium's construction, Mewbourne played a vital role in fund-raising, planning and oversight for the \$5.8 million facility.

Mewbourne fielded some outstanding teams in his Vanderbilt tenure, highlighted by his 1980 squad that captured the SEC Championship, which earned him SEC Coach of the Year honors.

He coached 19 All-Americans, 19 All-SEC honorees and 59 players who signed professional baseball contracts and 111 Commodores earned SEC Academic honors, including a school record 16 in 2002.

### Larry Schmittou

**Vanderbilt Head Coach  
1968-78  
306-252-1 Overall Record**



Larry Schmittou arrived at Vanderbilt in 1968 and immediately changed the mindset of Commodore baseball in the Music City. After combining for 13 total wins the previous three seasons, he guided VU to eight wins his first year, 12 in 1969 and 24 in 1970.

In 1971, Vanderbilt broke through with a 34-19 record and won the SEC Eastern Division with an 11-5 record. That would be the first of four consecutive division crowns for the Commodores. In 1973 and '74, the Commodores swept Alabama, 2-0, in a pair of best-of-three series for the overall SEC championship earning him SEC Coach of the Year honors. He coached 20 All-SEC, eight All-SEC East, eight All-South Region and seven Academic All-SEC. He had 21 players in Major League Baseball with 14 of those players taken in the draft.

Schmittou retired following the 1978 campaign after 11 years as the Vanderbilt head coach. He amassed a 306-252-1 overall record and a 98-98 mark in Southeastern Conference play.

During the time Schmittou roamed the dug-out at McGugin Field, Vanderbilt won more games than any other SEC school and was one of only two schools to win four divisional titles.

Upon his retirement as Vanderbilt's head coach, Schmittou acquired the rights to a Southern League expansion franchise team, the Nashville Sounds.

He was inducted into the Vanderbilt Hall of Fame in 2016.

# ALL-TIME COACHING RECORDS



Year	Head Coach	All Games				Conference Games			
		W	L	T	Pct.	W	L	T	Pct.
1886	Unavailable	1	1	0	.500	-	-	-	-
1887	Unavailable	1	0	0	1.000	-	-	-	-
1888	Unavailable	2	0	0	1.000	-	-	-	-
1889	Unavailable	1	1	0	.500	-	-	-	-
1890	No Records available								
1891	Unavailable	0	3	0	.000	-	-	-	-
1892	Unavailable	5	4	0	.556	-	-	-	-
1893	Unavailable	5	3	2	.600	-	-	-	-
1894	Unavailable	4	4	0	.500	-	-	-	-
1895	Unavailable	3	0	0	1.000	-	-	-	-
1896	Unavailable	7	2	1	.750	-	-	-	-
1897	Unavailable	8	4	0	.667	-	-	-	-
1898	Unavailable	8	2	1	.773	-	-	-	-
1899	Unavailable	5	4	0	.556	-	-	-	-
1900	Unavailable	8	7	0	.533	-	-	-	-
1901	Unavailable	9	3	0	.750	-	-	-	-
1902	Unavailable	11	6	1	.639	-	-	-	-
1903	Unavailable	15	2	0	.882	-	-	-	-
1904	T.W. Davis	19	6	0	.760	-	-	-	-
1905	Unavailable	22	5	0	.815	-	-	-	-
1906	Unavailable	11	10	0	.524	-	-	-	-
1907	Unavailable	15	5	0	.750	-	-	-	-
1908	Unavailable	11	9	2	.545	-	-	-	-
1909	E.J. Hamilton	7	12	1	.375	-	-	-	-
1910	E.J. Hamilton	12	6	0	.667	-	-	-	-
1911	Anderson Weakley	8	7	0	.533	-	-	-	-
1912	Herbert Sanborn	13	7	0	.650	-	-	-	-
1913	Herbert Sanborn	8	10	2	.450	-	-	-	-
1914	Dick Lyle	13	8	2	.609	-	-	-	-
1915	Unavailable	15	13	2	.533	-	-	-	-
1916	Unavailable	12	4	0	.750	-	-	-	-
1917	Bill Schwartz	1	0	1	.750	-	-	-	-
1918	Palmer	5	8	0	.385	-	-	-	-
1919	Ray Morrison	3	3	0	.500	-	-	-	-
1920	Byrd Douglas	11	11	0	.500	-	-	-	-
1921	Byrd Douglas	20	8	0	.714	-	-	-	-
1922	Wallace Wade	14	7	0	.667	-	-	-	-
1923	Wallace Wade	12	6	0	.667	-	-	-	-
1924	Bill Schwartz	5	9	0	.357	-	-	-	-
1925	Bill Schwartz	10	8	0	.556	-	-	-	-
1926	Bill Schwartz	13	13	0	.500	-	-	-	-
1927	Bill Schwartz	11	12	0	.478	-	-	-	-
1928	Bill Schwartz	7	6	0	.538	-	-	-	-
1929	Bill Schwartz	17	5	0	.773	-	-	-	-
1930	Bill Schwartz	9	7	0	.563	-	-	-	-
1931	Bill Schwartz	7	7	0	.500	-	-	-	-
1932	Bill Schwartz	16	4	0	.800	-	-	-	-
1933	Unavailable	9	1	0	.900	-	-	-	-
1934	Bill Schwartz	5	6	0	.455	-	-	-	-
1935	Bill Schwartz	10	2	0	.833	-	-	-	-
1936	Bill Schwartz	15	2	0	.882	-	-	-	-
1937	Bill Schwartz	11	4	0	.733	-	-	-	-
1938	Bill Schwartz	6	3	0	.667	-	-	-	-
1939	Bill Schwartz	11	5	0	.688	-	-	-	-
1940	Bill Schwartz	8	2	0	.800	-	-	-	-
1941	Unavailable	8	10	0	.444	-	-	-	-
1942	Jim Scoggins	10	8	1	.553	-	-	-	-
1943	Unavailable	14	8	0	.636	-	-	-	-
1944	No team								
1945	No team								
1946	No team								
1947	Jim Scoggins	10	11	0	.476	2	5	0	.286
1948	Tommy Harrison	11	9	2	.523	7	8	1	.469
1949	Dave Scobey	8	11	1	.425	4	8	0	.333
1950	Dave Scobey	6	16	0	.273	4	13	0	.308
1951	Dave Scobey	0	18	1	.026	0	13	1	.036
1952	Bill Schwartz	4	16	0	.200	2	13	0	.133
1953	Woody Johnson	5	13	0	.278	3	11	0	.214
1954	Dave Scobey	11	9	1	.548	8	7	1	.531
1955	Dave Scobey	12	6	0	.667	10	4	0	.714
1956	Dave Scobey	6	15	0	.286	3	12	0	.200
1957	Dick Richardson	8	14	0	.364	3	13	0	.188

Year	Head Coach	All Games				Conference Games			
		W	L	T	Pct.	W	L	T	Pct.
1958	Dick Richardson	4	9	0	.308	2	6	0	.250
1959	Dick Richardson	5	15	0	.250	2	13	0	.133
1960	Harley Boss	8	13	0	.381	5	8	0	.385
1961	Dick Richardson	7	15	0	.318	2	11	0	.154
1962	Jerry Elliot	2	18	2	.119	0	16	2	.056
1963	Harley Boss	6	15	0	.400	4	13	0	.235
1964	Harley Boss	7	14	0	.333	4	12	0	.250
1965	George Archie	5	14	0	.263	1	11	0	.083
1966	George Archie	2	16	0	.111	1	12	0	.077
1967	George Archie	11	12	0	.478	8	9	0	.471
-- Scholarship Era Begins --									
1968	Larry Schmittou	7	15	0	.318	2	13	0	.133
1969	Larry Schmittou	21	18	0	.538	3	10	0	.231
1970	Larry Schmittou	24	16	0	.600	5	10	0	.333
1971	Larry Schmittou	33	19	0	.635	10	7	0	.588
1972	Larry Schmittou	35	15	0	.700	13	5	0	.722
1973	Larry Schmittou*#	36	16	0	.692	13	5	0	.722
1974	Larry Schmittou*#	37	22	0	.627	11	4	0	.733
1975	Larry Schmittou	30	39	0	.435	7	9	0	.438
1976	Larry Schmittou	27	23	0	.540	12	12	0	.500
1977	Larry Schmittou	25	25	1	.500	13	12	0	.520
1978	Larry Schmittou	31	17	0	.646	10	13	0	.435
1979	Roy Mewbourne	21	25	0	.457	8	14	0	.364
1980	Roy Mewbourne*#	34	21	1	.616	13	9	0	.591
1981	Roy Mewbourne	26	25	1	.504	9	12	1	.432
1982	Roy Mewbourne	28	17	2	.617	11	12	1	.479
1983	Roy Mewbourne	22	23	1	.489	6	15	0	.286
1984	Roy Mewbourne	28	17	0	.622	9	11	0	.450
1985	Roy Mewbourne	35	16	0	.686	10	13	0	.435
1986	Roy Mewbourne	25	29	0	.463	9	18	0	.333
1987	Roy Mewbourne	27	25	0	.519	7	20	0	.259
1988	Roy Mewbourne	30	23	0	.566	11	16	0	.407
1989	Roy Mewbourne	31	21	2	.593	11	15	1	.426
1990	Roy Mewbourne	28	30	0	.482	12	13	0	.480
1991	Roy Mewbourne	29	27	0	.518	9	19	0	.321
1992	Roy Mewbourne	29	24	1	.546	11	12	0	.478
1993	Roy Mewbourne	32	23	1	.580	11	15	1	.426
1994	Roy Mewbourne	28	30	0	.483	10	20	0	.333
1995	Roy Mewbourne	26	30	0	.464	8	19	0	.296
1996	Roy Mewbourne	29	25	0	.537	14	16	0	.467
1997	Roy Mewbourne	31	24	0	.564	14	16	0	.467
1998	Roy Mewbourne	25	28	0	.472	6	24	0	.200
1999	Roy Mewbourne	22	33	0	.400	8	22	0	.267
2000	Roy Mewbourne	21	33	0	.389	5	24	0	.172
2001	Roy Mewbourne	24	31	0	.436	9	21	0	.300
2002	Roy Mewbourne	24	27	0	.471	7	21	0	.250
2003	<b>Tim Corbin</b>	<b>27</b>	<b>28</b>	<b>0</b>	<b>.491</b>	<b>14</b>	<b>16</b>	<b>0</b>	<b>.467</b>
2004	<b>Tim Corbin#</b>	<b>45</b>	<b>19</b>	<b>0</b>	<b>.703</b>	<b>16</b>	<b>14</b>	<b>0</b>	<b>.533</b>
2005	<b>Tim Corbin</b>	<b>34</b>	<b>21</b>	<b>0</b>	<b>.618</b>	<b>13</b>	<b>17</b>	<b>0</b>	<b>.433</b>
2006	<b>Tim Corbin#</b>	<b>38</b>	<b>27</b>	<b>0</b>	<b>.585</b>	<b>16</b>	<b>14</b>	<b>0</b>	<b>.533</b>
2007	<b>Tim Corbin@*#</b>	<b>54</b>	<b>13</b>	<b>0</b>	<b>.806</b>	<b>22</b>	<b>8</b>	<b>0</b>	<b>.733</b>
2008	<b>Tim Corbin#</b>	<b>41</b>	<b>22</b>	<b>0</b>	<b>.650</b>	<b>15</b>	<b>14</b>	<b>0</b>	<b>.517</b>
2009	<b>Tim Corbin#</b>	<b>37</b>	<b>27</b>	<b>0</b>	<b>.578</b>	<b>12</b>	<b>17</b>	<b>0</b>	<b>.414</b>
2010	<b>Tim Corbin#</b>	<b>46</b>	<b>20</b>	<b>0</b>	<b>.697</b>	<b>16</b>	<b>12</b>	<b>0</b>	<b>.571</b>
2011	<b>Tim Corbin@#!</b>	<b>54</b>	<b>12</b>	<b>0</b>	<b>.818</b>	<b>22</b>	<b>8</b>	<b>0</b>	<b>.733</b>
2012	<b>Tim Corbin#</b>	<b>35</b>	<b>28</b>	<b>0</b>	<b>.556</b>	<b>16</b>	<b>14</b>	<b>0</b>	<b>.533</b>
2013	<b>Tim Corbin@#</b>	<b>54</b>	<b>12</b>	<b>0</b>	<b>.818</b>	<b>26^</b>	<b>3</b>	<b>0</b>	<b>.897</b>
2014	<b>Tim Corbin\$#!</b>	<b>51</b>	<b>21</b>	<b>0</b>	<b>.708</b>	<b>17</b>	<b>13</b>	<b>0</b>	<b>.567</b>
2015	<b>Tim Corbin#!</b>	<b>51</b>	<b>21</b>	<b>0</b>	<b>.708</b>	<b>20</b>	<b>10</b>	<b>0</b>	<b>.667</b>
2016	<b>Tim Corbin#</b>	<b>43</b>	<b>19</b>	<b>0</b>	<b>.694</b>	<b>18</b>	<b>12</b>	<b>0</b>	<b>.600</b>
2017	<b>Tim Corbin#</b>	<b>36</b>	<b>25</b>	<b>1</b>	<b>.534</b>	<b>15</b>	<b>13</b>	<b>1</b>	<b>.588</b>

\$ National Champion

@ SEC Regular Season Champion

\* SEC Tournament Champion

# NCAA Tournament Team

! College World Series Team

^ SEC Record



# VANDERBILT VS. THE NATION



Team	First Meeting	Last Meeting	W-L-T
<b>Alabama</b> . . . . .	<b>1893 (L, 2-1)</b> . . . . .	<b>2017 (T, 3-3)</b> . . . . .	<b>61-80-3</b>
Alabama-Birmingham . . . . .	1980 (W, 9-1) . . . . .	2001 (L, 6-1) . . . . .	25-12-0
Alabama Christian . . . . .	1984 (W, 14-1) . . . . .	1984 (W, 11-6) . . . . .	2-0-0
Amherst . . . . .	1927 (W, 9-7) . . . . .	1927 (W, 9-7) . . . . .	1-0-0
Anderson . . . . .	1991 (W, 15-6) . . . . .	1991 (W, 15-6) . . . . .	1-0-0
Arizona State . . . . .	1973 (W, 6-4) . . . . .	2008 (L, 18-6) . . . . .	2-1-0
Arkansas . . . . .	1970 (W, 9-6) . . . . .	2017 (L, 7-1) . . . . .	25-32-0
Arkansas State . . . . .	2004 (W, 12-2) . . . . .	2013 (W, 7-3) . . . . .	2-0-0
Armstrong State . . . . .	1990 (L, 10-1) . . . . .	1992 (L, 9-3) . . . . .	0-3-0
<b>Auburn</b> . . . . .	<b>1912 (L 6-7)</b> . . . . .	<b>2016 (W, 4-3)</b> . . . . .	<b>61-93-1</b>
Aurora . . . . .	1979 (W, 10-0) . . . . .	1979 (W, 10-0) . . . . .	1-0-0
<b>Austin Peay</b> . . . . .	<b>1958 (L, 10-6)</b> . . . . .	<b>2017 (W, 8-4)</b> . . . . .	<b>53-20-2</b>
Ball State . . . . .	2005 (W, 9-3) . . . . .	2007 (W, 15-3) . . . . .	6-1-0
Baylor . . . . .	1999 (L, 10-4) . . . . .	2005 (W, 7-4) . . . . .	3-5-0
Bellarmine . . . . .	1976 (L, 11-7) . . . . .	1976 (W, 8-5) . . . . .	1-1-0
<b>Belmont</b> . . . . .	<b>1968 (W, 9-6)</b> . . . . .	<b>2017 (W, 17-11)</b> . . . . .	<b>56-13-0</b>
Berry . . . . .	1969 (L, 5-0) . . . . .	1969 (W, 6-4) . . . . .	1-1-0
Bethal . . . . .	1933 (W, 13-3) . . . . .	1940 (W, 14-2) . . . . .	4-1-0
Birmingham . . . . .	1923 (W, 5-2) . . . . .	1923 (W, 5-2) . . . . .	1-0-0
Birmingham Southern . . . . .	1922 (W, 6-4) . . . . .	2001 (L, 7-3) . . . . .	3-4-0
Boston College . . . . .	1927 (L, 20-2) . . . . .	2007 (W, 7-6) . . . . .	3-1-0
Boston Red Sox . . . . .	1921 (L, 9-0) . . . . .	1921 (L, 9-0) . . . . .	0-1-0
Bradley (also Bradley Tech) . . . . .	1941 (W, 13-12) . . . . .	2001 (W, 10-9) . . . . .	3-2-0
Brown . . . . .	1927 (W, 4-1) . . . . .	2011 (W, 6-3) . . . . .	7-0-0
Buffalo . . . . .	2013 (W, 4-2) . . . . .	2013 (W, 4-2) . . . . .	1-0-0
Burke Comp. . . . .	1936 (W, 2-1) . . . . .	1936 (W, 2-1) . . . . .	1-0-0
Butler . . . . .	1991 (W, 9-0) . . . . .	2006 (W, 8-2) . . . . .	8-0-0
California-Berkeley . . . . .	2009 (L, 4-3) . . . . .	2009 (L, 4-3) . . . . .	0-1-0
California-Irvine . . . . .	2014 (W, 6-4) . . . . .	2014 (W, 6-4) . . . . .	1-0-0
<b>California-Los Angeles</b> . . . . .	<b>2010 (L, 9-2)</b> . . . . .	<b>2015 (W, 6-0)</b> . . . . .	<b>1-1-0</b>
California-Riverside . . . . .	1973 (W, 7-3) . . . . .	1973 (W, 7-3) . . . . .	1-0-0
California State-Fullerton . . . . .	2015 (W, 4-3) . . . . .	2015 (W, 4-3) . . . . .	1-0-0
California State-Northridge . . . . .	2017 (L, 6-4) . . . . .	2017 (W, 11-3) . . . . .	1-2-0
Calvin . . . . .	1969 (W, 16-7) . . . . .	1971 (W, 13-0) . . . . .	4-1-0
Campbell . . . . .	2002 (W, 7-3) . . . . .	2002 (W, 7-3) . . . . .	1-0-0
Camp Benning . . . . .	1921 (W, 5-3) . . . . .	1923 (L, 6-1) . . . . .	3-2-0
Central . . . . .	1901 (W, 5-2) . . . . .	1904 (W, 9-0) . . . . .	12-1-1
Central Arkansas . . . . .	2013 (W, 10-2) . . . . .	2017 (W, 9-1) . . . . .	4-0-0
Central Florida . . . . .	1980 (W, 9-3) . . . . .	2002 (L, 4-3 [11]) . . . . .	6-2-1
Central Kentucky . . . . .	1911 (W, 3-2) . . . . .	1911 (W, 17-2) . . . . .	2-0-0
Central Michigan . . . . .	1959 (W, 6-5) . . . . .	2003 (W, 19-2) . . . . .	2-1-0
Centre . . . . .	1920 (W, 11-2) . . . . .	1921 (L, 7-3) . . . . .	4-1-0
Chaminade . . . . .	1981 (L, 2-1) . . . . .	1981 (W, 6-3) . . . . .	1-1-0
Chattanooga . . . . .	1969 (W, 4-0) . . . . .	1982 (W, 9-0) . . . . .	10-0-0
Chicago . . . . .	1900 (3-18) . . . . .	1959 (W, 9-3) . . . . .	1-3-0
Chinese Univ. . . . .	1914 (W, 12-10) . . . . .	1914 (L, 4-1) . . . . .	1-1-0
Cincinnati . . . . .	1898 (W, 15-5) . . . . .	2004 (W, 11-2) . . . . .	14-1-0
Citadel . . . . .	1991 (W, 8-1) . . . . .	2003 (W, 4-3) . . . . .	2-1-0
Clemson . . . . .	1986 (L, 12-2) . . . . .	2017 (W, 8-0) . . . . .	3-2-0
Columbus . . . . .	1974 (W, 9-8) . . . . .	1976 (L, 7-4) . . . . .	2-2-0
Connecticut . . . . .	2000 (W, 8-2) . . . . .	2005 (W, 3-0) . . . . .	3-0-0
Cornell . . . . .	1899 (L, 12-11) . . . . .	1906 (L, 8-1) . . . . .	0-6-0
Cumberland . . . . .	1891 (L, 10-9) . . . . .	1989 (W, 6-5) . . . . .	52-12-2
Creighton . . . . .	2006 (L, 5-4) . . . . .	2006 (L, 5-4) . . . . .	0-1-0
Dartmouth . . . . .	1927 (L, 7-6) . . . . .	1927 (L, 7-6) . . . . .	0-1-0
Davidson . . . . .	1979 (L, 3-2) . . . . .	1979 (W, 7-3) . . . . .	2-1-0
Defiance . . . . .	1926 (W, 10-0) . . . . .	1926 (W, 10-0) . . . . .	1-0-0
DePauw . . . . .	1942 (W, 15-5) . . . . .	1973 (W, 14-7) . . . . .	3-0-0
East Carolina . . . . .	1974 (W, 2-1) . . . . .	1974 (W, 2-1) . . . . .	1-0-0
Eastern Illinois . . . . .	1995 (W, 3-2) . . . . .	2016 (W, 9-1) . . . . .	4-0-0
<b>Eastern Kentucky</b> . . . . .	<b>1992 (L, 4-1)</b> . . . . .	<b>1992 (L, 4-1)</b> . . . . .	<b>0-1-0</b>

Team	First Meeting	Last Meeting	W-L-T
Eastern Michigan . . . . .	1987 (W, 6-1) . . . . .	1994 (L, 5-6) . . . . .	2-1-0
East Tennessee State . . . . .	1995 (W, 7-2) . . . . .	2013 (W, 9-1) . . . . .	4-0-0
<b>Evansville</b> . . . . .	<b>1949 (L, 12-9)</b> . . . . .	<b>2017 (W, 7-4)</b> . . . . .	<b>33-18-0</b>
Faulkner . . . . .	1987 (W, 11-10) . . . . .	1989 (L, 7-6) . . . . .	3-1-0
Fisk . . . . .	1968 (W, 7-3) . . . . .	1975 (W, 12-2) . . . . .	10-0-0
<b>Florida</b> . . . . .	<b>1927 (L, 3-5)</b> . . . . .	<b>2017 (L, 20-8)</b> . . . . .	<b>73-134-1</b>
Florida State . . . . .	1972 (W, 11-1) . . . . .	2010 (L, 7-6) . . . . .	2-4-0
Georgetown (Ky.) . . . . .	1909 (W, 15-6) . . . . .	1909 (W, 8-7) . . . . .	2-0-0
<b>Georgia</b> . . . . .	<b>1896 (W, 1-0)</b> . . . . .	<b>2017 (W, 10-5)</b> . . . . .	<b>113-120-0</b>
Georgia Southern . . . . .	1973 (W, 6-2) . . . . .	1974 (L, 5-3) . . . . .	1-2-0
Georgia Tech . . . . .	1901 (W, 6-5) . . . . .	2013 (W, 7-1) . . . . .	26-41-1
Grand Valley . . . . .	1980 (L, 6-5) . . . . .	1980 (L, 5-6) . . . . .	0-1-0
Harvard . . . . .	1927 (L, 7-4) . . . . .	1927 (L, 7-4) . . . . .	0-1-0
Hawaii . . . . .	1973 (W, 11-2) . . . . .	1981 (L, 7-4) . . . . .	2-18-0
Hawkins . . . . .	1914 (W, 12-8) . . . . .	1914 (W, 12-8) . . . . .	1-0-0
Hillsdale . . . . .	1958 (W, 8-6) . . . . .	1958 (W, 8-6) . . . . .	1-0-0
Hofstra . . . . .	1993 (W, 6-1) . . . . .	1993 (W, 6-1) . . . . .	1-0-0
Holly Cross . . . . .	1927 (L, 6-2) . . . . .	1927 (L, 6-2) . . . . .	0-1-0
<b>Houston</b> . . . . .	<b>1990 (L, 12-4)</b> . . . . .	<b>1999 (L, 4-3)</b> . . . . .	<b>0-2-0</b>
Howard . . . . .	1907 (W, 7-2) . . . . .	1907 (W, 7-2) . . . . .	1-0-0
Hume-Fogg . . . . .	1918 (W, 3-2) . . . . .	1918 (W, 5-1) . . . . .	3-1-0
Illinois . . . . .	1915 (L, 5-1) . . . . .	2015 (W, 4-2) . . . . .	3-1-0
Illinois-Chicago . . . . .	1994 (L, 6-7) . . . . .	2017 (L, 5-2) . . . . .	22-6-0
Illinois State . . . . .	1949 (L, 4-2) . . . . .	2015 (W, 16-10) . . . . .	8-3-0
Illinois State Normal . . . . .	1937 (L, 6-5) . . . . .	1937 (L, 6-5) . . . . .	0-1-0
Illinois Wesleyan . . . . .	1936 (L, 7-4) . . . . .	1942 (L, 12-6) . . . . .	2-2-0
Indiana . . . . .	1905 (W, 7-2) . . . . .	2015 (W, 6-4) . . . . .	12-5-1
Indiana-PUI . . . . .	1997 (W, 19-1) . . . . .	1997 (W, 19-1) . . . . .	1-0-0
<b>Indiana State</b> . . . . .	<b>1987 (L, 10-7)</b> . . . . .	<b>2015 (W, 6-0)</b> . . . . .	<b>4-3-0</b>
Iowa . . . . .	1975 (L, 6-0) . . . . .	2008 (L, 6-3) . . . . .	1-2-0
Jacksonville . . . . .	1970 (L, 4-3) . . . . .	2003 (W, 5-2 [11]) . . . . .	1-2-0
Jacksonville State . . . . .	2005 (W, 14-5) . . . . .	2005 (W, 14-5) . . . . .	1-0-0
Kansas . . . . .	2003 (L, 4-2) . . . . .	2008 (W, 7-1) . . . . .	1-2-0
Kent State . . . . .	1996 (L, 12-8) . . . . .	2010 (W, 7-1) . . . . .	5-4-0
<b>Kentucky</b> . . . . .	<b>1924 (W, 11-9)</b> . . . . .	<b>2017 (W, 6-4)</b> . . . . .	<b>121-125-3</b>
Kentucky State . . . . .	1905 (W, 7-2) . . . . .	1905 (W, 8-4) . . . . .	3-0-0
Kenyon . . . . .	1970 (W, 16-3) . . . . .	1070 (W, 7-1) . . . . .	2-0-0
Lambuth . . . . .	1933 (W, 15-2) . . . . .	1939 (W, 15-10) . . . . .	14-0-0
LaSalle . . . . .	1984 (W, 16-7) . . . . .	1984 (W, 16-7) . . . . .	1-0-0
Lewis . . . . .	1978 (W, 4-3) . . . . .	1978 (W, 3-1) . . . . .	2-0-0
Lewis & Clark . . . . .	1979 (W, 5-4) . . . . .	1979 (W, 5-4) . . . . .	1-0-0
<b>Lipscomb</b> . . . . .	<b>1936 (W, 8-2)</b> . . . . .	<b>2017 (W, 10-0)</b> . . . . .	<b>51-11-0</b>
<b>Long Beach State</b> . . . . .	<b>2013 (W, 10-4)</b> . . . . .	<b>2014 (W, 6-2)</b> . . . . .	<b>5-1</b>
Louisiana Tech . . . . .	2012 (L, 9-3) . . . . .	2012 (L, 9-3) . . . . .	0-1-0
<b>Louisville</b> . . . . .	<b>1971 (W, 3-0)</b> . . . . .	<b>2017 (L, 8-6)</b> . . . . .	<b>22-9-0</b>
<b>LSU</b> . . . . .	<b>1974 (L, 105)</b> . . . . .	<b>2016 (W, 9-7)</b> . . . . .	<b>40-56-0</b>
Manhattan . . . . .	1927 (W, 4-2) . . . . .	1927 (W, 4-2) . . . . .	1-0-0
Marshall . . . . .	1995 (W, 7-4) . . . . .	1995 (W, 7-4) . . . . .	1-0-0
Massachusetts . . . . .	1973 (L, 2-0) . . . . .	1973 (L, 2-0) . . . . .	0-1-0
Maryland . . . . .	2004 (W, 8-0) . . . . .	2004 (W, 8-0) . . . . .	1-0-0
Maryville . . . . .	1932 (W, 12-9) . . . . .	1932 (W, 9-5) . . . . .	3-0-0
Memphis . . . . .	1936 (W, 13-5) . . . . .	2014 (W, 2-1) . . . . .	17-14-0
Memphis CBC . . . . .	1970 (W, 9-2) . . . . .	1971 (W, 6-2) . . . . .	4-0-0
Mercer . . . . .	1901 (L, 6-4) . . . . .	1923 (W, 9-8) . . . . .	12-9-0
Miami . . . . .	1973 (L, 6-5) . . . . .	1974 (L, 7-1) . . . . .	0-2-0
Miami (Ohio) . . . . .	1950 (L, 7-5) . . . . .	2008 (W, 4-3) . . . . .	5-6-0
Michigan . . . . .	1906 (W, 3-1) . . . . .	2007 (L, 4-3) . . . . .	19-21-0
Michigan State . . . . .	1929 (W, 7-2) . . . . .	2003 (W, 5-4) . . . . .	1-3-0
<b>Middle Tennessee</b> . . . . .	<b>1926 (W, 6-4)</b> . . . . .	<b>2017 (W, 17-7)</b> . . . . .	<b>97-43</b>
Middle Tennessee Normal . . . . .	1915 (L, 7-5) . . . . .	1922 (W 6-0) . . . . .	5-1-0
Milligan . . . . .	1908 (W, 5-2) . . . . .	1908 (T, 2-2) . . . . .	2-0-1



# VANDERBILT VS. THE NATION



Team	First Meeting	Last Meeting	W-L-T
Minnesota	1924 (L, 6-3)	1924 (L, 6-3)	0-1-0
<b>Mississippi (Ole Miss)</b>	<b>1900 (W, 6-5)</b>	<b>2017 (L, 10-8)</b>	<b>54-56-2</b>
Mississippi A&M	1913 (W, 11-10)	1924 (L, 6-2)	8-13-2
Mississippi College	1920 (L, 8-1)	1920 (L, 4-3)	0-2-0
<b>Mississippi State</b>	<b>1951 (L, 4-2)</b>	<b>2016 (W, 12-6)</b>	<b>43-60-2</b>
<b>Missouri</b>	<b>2013 (W, 11-5)</b>	<b>2017 (W, 14-5)</b>	<b>16-1-0</b>
Monmouth	2013 (W, 5-1)	2013 (W, 13-1)	3-0-0
Montevello	1983 (L, 6-4)	1983 (L, 6-4)	0-1-0
Morehead State	1993 (L, 6-5)	2016 (W, 6-0)	6-2-0
Murfreesboro Teach.	1928 (W, 5-1)	1939 (L, 7-6)	2-2-0
Murray State	1949 (W, 12-6)	2006 (W, 7-1)	18-10-0
New Orleans	1980 (L, 8-2)	1980 (L, 8-2)	0-1-0
New York Tech	1990 (W, 11-2)	1990 (W, 11-2)	1-0-0
Niagara	2010 (W, 9-0)	2010 (W, 21-3)	3-0-0
North Carolina	2011 (W, 7-3)	2011 (W, 5-1)	2-0-0
North Carolina-Wilmington	2012 (W, 8-2)	2012 (W, 8-2)	1-0-0
North Carolina State	1973 (W, 4-2)	2012 (L, 9-7)	2-2-0
Northwestern	1999 (L, 7-6)	1999 (L, 7-6)	0-1-0
Northern Florida	1995 (L, 2-0)	1995 (L, 2-0)	0-1-0
Northern Illinois	1973 (W, 2-1)	2016 (W, 9-2)	2-0-0
Nashville	1912 (L, 9-0)	1926 (W, 9-6)	1-4-0
Nashville Terminals	1942 (W, 7-6)	1942 (W, 7-6)	1-0-0
Nashville Vols.	1937 (L, 14-4)	1939 (L, 15-1)	0-2-0
Notre Dame	1923 (L, 3-1)	2003 (L, 3-1 [10])	2-4-0
Oakland	2005 (W, 8-3)	2012 (W, 11-4)	2-0-0
Oglethorpe	1918 (L, 1-0)	1969 (L, 9-1)	2-4-0
Ohio	1975 (L, 2-7)	2010 (W, 5-1)	9-3-0
Ohio State	1922 (W, 16-15)	1975 (L, 9-3)	2-2-0
Oklahoma	1978 (W, 8-7)	2008 (L, 11-10)	2-2-0
Oklahoma State	2010 (W, 7-6)	2010 (W, 7-6)	1-0-0
Old Dominion	2003 (L, 2-0)	2003 (L, 2-0)	0-1-0
Oregon	2012 (L, 4-2)	2014 (W, 3-2)	4-4-0
Oregon State	2008 (W, 8-1)	2017 (L, 9-2)	3-2-0
Pennsylvania	1898 (L, 10-0)	1898 (L, 7-3)	0-2-0
Pittsburgh	2006 (W, 2-1)	2007 (W, 4-3)	2-0-0
Penn State	1987 (W, 5-4)	1987 (W, 5-4)	1-0-0
<b>Presbyterian</b>	<b>2013 (W, 5-2)</b>	<b>2013 (W, 5-2)</b>	<b>1-0-0</b>
Princeton	1921 (L, 3-2)	2004 (W, 11-1)	1-2-0
Providence	1927 (W, 6-5)	1975 (L, 2-0)	2-1-0
Purdue	1947 (L, 10-3)	2011 (W, 9-0)	10-4-1
Quinnipiac	2015 (W, 9-2)	2015 (W, 8-0)	2-0-0
Radford	2015 (W, 21-0)	2016 (W, 21-0)	3-0-0
Rhode Island	2012 (W, 9-4)	2012 (W, 8-0)	3-0-0
Rice	1990 (L, 4-3)	2007 (W, 7-3)	1-2-0
Rockhurst	1999 (L, 8-5)	1999 (L, 8-5)	0-1-0
Rollins	1976 (L, 10-5)	1993 (W, 10-4)	3-5-0
Rutgers	2003 (W, 3-2 [12])	2003 (W, 3-2 [12])	1-0-0
St Bonaventure	1994 (W, 14-1)	1994 (W, 14-1)	1-0-0
St. John's	2001 (W, 7-2)	2017 (W, 13-4)	2-0-0
St Joseph's	1984 (W, 17-4)	1994 (W, 7-4)	6-0-0
St Mary's	1978 (W, 6-3)	2017 (W, 9-1)	4-0-0
Samford	1983 (W, 18-0)	2004 (W, 8-0)	12-7-0
San Diego	2006 (L, 10-0)	2017 (W, 11-1)	9-4-0
Santa Clara	2015 (W, 6-5 [10])	2015 (W, 6-5 [10])	2-1-0
Sewanee	1886 (W, 10-2)	1969 (L, 5-2)	69-35-3
Seton Hall	1982 (W, 7-5)	1982 (W, 7-5)	1-0-0
Siena	2012 (W, 12-2)	2012 (W, 11-4)	2-0-0
South Alabama	1972 (L, 5-2)	2009 (W, 7-4)	4-5-0
SC Spartanburg	1987 (W, 14-3)	1987 (W, 14-3)	1-0-0
Southeast Missouri	2008 (L, 12-8)	2014 (W, 10-4)	1-1-0
SE Oklahoma	1978 (W, 6-5)	1978 (W, 6-5)	1-0-0

Team	First Meeting	Last Meeting	W-L-T
<b>South Carolina</b>	<b>1992 (L, 21-1)</b>	<b>2017 (L, 7-4 [11])</b>	<b>32-56-0</b>
Southeastern Louisiana	2017 (W, 9-6)	2017 (W, 4-2)	2-0-0
<b>Southern California</b>	<b>1973 (W, 5-4)</b>	<b>2015 (L, 6-5)</b>	<b>3-1-0</b>
Southern Illinois	1972 (W, 2-1)	2004 (W, 15-0)	3-2-0
Southern Illinois-Edwardsville	1974 (L, 5-2)	1974 (W, 10-4)	1-1-0
South Kentucky College	1908 (W, 6-3)	1908 (W, 15-6)	2-1-0
Southern Mississippi	1985 (L, 14-12)	1986 (L, 2-1)	1-3-0
Stanford	1973 (L, 6-0)	2016 (W, 5-2)	10-9-0
Stony Brook	2008 (W, 9-4)	2008 (W, 9-4)	1-0-0
S.W.B.U.	1904 (W, 9-6)	1904 (W, 2-1)	2-1-0
S.W.P.U.	1900 (W, 20-8)	1921 (W, 13-4)	21-6-1
Temple	2002 (W, 10-6)	2002 (W, 10-6)	1-0-0
<b>Tennessee</b>	<b>1888 (W, 9-6)</b>	<b>2017 (L, 9-3)</b>	<b>162-161-3</b>
Tennessee-Chattanooga	1909 (W, 19-1)	1980 (W, 7-3)	9-0-0
Tennessee-Martin	1995 (L, 11-9)	2017 (W, 11-0)	13-1-0
Tennessee State	1978 (W, 19-6)	1993 (W, 5-2)	15-1-1
<b>Tennessee Tech</b>	<b>1928 (L, 3-2)</b>	<b>2017 (L, 5-2)</b>	<b>43-22-0</b>
Tennessee Temple	1987 (W, 14-1)	1987 (W, 14-1)	1-0-0
Tenn. Wesleyan	1986 (W, 12-5)	1986 (W, 12-5)	1-0-0
Texas	1900 (L, 3-2)	2014 (W, 4-3 [10])	7-7-0
Texas A&M	2013 (L, 5-0)	2017 (L, 6-4)	7-8-0
<b>Texas Christian</b>	<b>2015 (L, 4-2)</b>	<b>2015 (W, 7-1)</b>	<b>2-1-0</b>
TPI	1942 (L, 7-4)	1942 (L, 7-4)	0-1-0
Trevecca	1977 (W, 8-7)	2003 (W, 4-0)	15-2-0
Troy/Troy State	1939 (W, 4-2)	2011 (W, 10-2)	7-0-0
Tulane	1953 (L, 14-2)	1957 (L, 10-5)	3-7-0
Union	1971 (L, 8-7)	1979 (W, 17-2)	7-2-0
Univ. of Nashville	1893 (W, 5-1)	1906 (W, 18-5)	13-1-0
US Navy Base	1939 (W, 12-8)	1939 (W, 12-8)	1-0-0
Valdosta State	1961 (W, 5-4)	1974 (W, 8-4)	5-1-0
Valparaiso	1998 (W, 16-7)	2000 (W, 12-1)	2-0-0
Vermont	2009 (W, 14-1)	2009 (W, 14-1)	3-0-0
Villanova	1985 (L, 5-3)	1985 (L, 5-3)	0-1-0
Virginia	1929 (N/A)	2015 (L, 4-2)	4-3-0
Virginia Military Institute	1983 (W, 6-4)	2005 (W, 5-2)	3-0-0
Virginia Tech	1978 (L, 17-9)	1978 (L, 17-9)	0-1-0
Wake Forest	1991 (W, 7-6)	1999 (L, 3-2)	1-1-0
Washington and Lee	1892 (L, 0-11)	1921 (W, 13-4)	2-1-0
Washington State	1973 (L, 6-2)	1973 (L, 6-2)	0-1-0
Washington	2016 (L, 9-8)	2016 (L, 9-8)	0-1-0
Washington University	1904 (W, 14-3)	1904 (W, 14-3)	1-0-0
Western Carolina	2008 (W, 5-3)	2008 (W, 11-4)	2-0-0
Western Illinois	1947 (W, 4-0)	1947 (W, 4-0)	1-0-0
<b>Western Kentucky</b>	<b>1980 (L, 15-4)</b>	<b>2017 (W, 8-1)</b>	<b>41-19-0</b>
Western Kentucky Norm.	1926 (W, 6-3)	1926 (W, 6-3)	1-0-0
Western Kentucky Teach.	1936 (L, 8-1)	1941 (W, 7-4)	3-4-0
Western Michigan	1970 (W, 6-5)	1970 (W, 5-3)	2-0-0
West Tennessee Teach	1933 (W, 4-0)	1935 (W, 15-10)	7-2-0
West Virginia	1970 (L, 3-2)	2002 (W, 10-5)	5-4-0
William Carey	1986 (W, 6-4)	1986 (W, 6-4)	1-0-0
Winthrop	2014 (W, 9-1)	2014 (W, 4-1)	3-0-0
Wisconsin	1929 (W, N/A)	1931 (L, 6-4)	1-4-0
Wisconsin-Eau Claire	1979 (W, 11-4)	1983 (W, 9-8)	5-0-0
Wisconsin-Super	1975 (W, 18-1)	1975 (W, 6-4)	3-0-0
Wittenberg	1960 (W, 13-12)	1964 (L, 7-3)	2-1-0
Wofford	2010 (W, 7-2)	2015 (W, 5-3)	5-0-0
Wright State	2009 (W, 12-3)	2010 (W, 18-2)	2-0-0
Xavier	1995 (L, 22-8)	2016 (L, 15-1)	8-3-0
Yale	1927 (L, 2-0)	2000 (W, 22-5)	2-1-0

2017 opponents in bold



# YEARLY RESULTS

## 1886 (1-1)

**Coach: Unavailable**

Sewanee	W	10-2
Sewanee	L	3-11

## 1887 (1-0)

**Coach: Unavailable**

Sewanee	W	21-2
---------	---	------

## 1888 (2-0)

**Coach: Unavailable**

Tennessee	W	9-6
Tennessee	W	9-1

## 1889 (1-1)

**Coach: Unavailable**

Sewanee	L	7-8
Sewanee	W	8-1

## 1890

**No Records Available**

## 1891 (0-3)

**Coach: Unavailable**

Cumberland	L	9-10
Cumberland	L	3-10
Cumberland	L	5-7

## 1892 (5-4)

**Coach: Unavailable**

Tennessee	W	17-9
Tennessee	L	6-9
Cumberland	L	6-11
Cumberland	W	11-0
Cumberland	W	5-2
Cumberland	L	5-9
Cumberland	W	4-2
Wash. and Lee	L	0-11

## 1893 (5-3-2)

**Coach: Unavailable**

Sewanee	L	0-1
Sewanee	W	3-1
Sewanee	L	8-12
Cumberland	W	4-0
Cumberland	T	6-6
Univ. of Nashville	W	5-1
Alabama	L	1-2
Alabama	T	2-2
Alabama	W	10-5
Alabama	W	4-1

## 1894 (4-4)

**Coach: Unavailable**

Sewanee	L	1-7
Tennessee	L	3-4
Tennessee	W	6-5
Cumberland	W	23-4
Cumberland	W	14-7
Alabama	W	12-1
Alabama	L	9-10
Alabama	L	3-21

## 1895 (3-0)

**Coach: Unavailable**

Sewanee	W	12-8
Sewanee	W	6-5
Cumberland	W	8-7

## 1896 (7-2-1)

**Coach: Unavailable**

Sewanee	W	4-3
Sewanee	W	8-4
Sewanee	W	5-4
Sewanee	W	8-5
Sewanee	L	5-13
Tennessee	W	4-3
Tennessee	W	13-4
Tennessee	L	7-9
Cumberland	T	12-12
Cumberland	W	16-6

## 1897 (8-4)

**Coach: Unavailable**

Sewanee	L	2-4
Sewanee	L	2-9
Sewanee	W	14-4
Sewanee	L	2-3
Sewanee	W	16-12
Tennessee	W	10-4
Tennessee	W	15-7
Cumberland	W	17-2
Cumberland	W	12-5
Georgia	W	1-0
Georgia	L	4-12
Georgia	W	3-1

## 1898 (8-2-1)

**Coach: Unavailable**

Sewanee	T	5-5
Sewanee	W	4-1
Sewanee	W	10-5
Univ. of Nashville	W	6-3
Georgia	W	13-1
Georgia	W	3-0
Georgia	W	4-0
Pennsylvania	L	0-10
Pennsylvania	L	3-7
Cincinnati	W	15-5
Cincinnati	W	8-0

## 1899 (5-4)

**Coach: Unavailable**

Tennessee	W	20-0
Tennessee	W	7-6
Cumberland	W	15-8
Univ. of Nashville	W	17-5
Univ. of Nashville	W	14-3
Georgia	L	0-3
Georgia	L	6-7
Georgia	L	9-10
Cornell	L	11-12

## 1900 (8-7)

**Coach: Unavailable**

Sewanee	W	8-7
Sewanee	W	5-2
Sewanee	L	2-11
Sewanee	W	8-7
Tennessee	L	2-5
Tennessee	L	4-10
Tennessee	W	10-1
Cumberland	W	13-2
Univ. of Chicago	L	3-18
Univ. of Chicago	L	7-22
Univ. of Chicago	L	8-11
Mississippi	W	6-5
S.W.P.U.	W	20-8
Texas	L	2-3
Texas	W	14-4



**1893 Vanderbilt Baseball**

## 1901 (9-3)

**Coach: Unavailable**

Sewanee	W	8-2
Sewanee	W	15-7
Sewanee	W	7-6
Cumberland	W	25-0
Alabama	L	10-11
Alabama	W	11-3
Alabama	W	11-7
Mercer	L	4-6
Georgia Tech	W	6-5
Georgia Tech	L	2-7
Central	W	5-2
Central	W	10-0

## 1902 (11-6-1)

**Coach: Unavailable**

Sewanee	W	31-3
Sewanee	L	4-8
Sewanee	W	21-1
Sewanee	L	3-8
Sewanee	L	4-8
Tennessee	W	12-5
Tennessee	W	11-10
Tennessee	W	9-8
Tennessee	W	13-2
Tennessee	L	2-7
Univ. of Nashville	W	12-4
Univ. of Nashville	W	30-2
S.W.P.U.	L	8-9
S.W.P.U.	L	2-5
S.W.P.U.	W	17-0
Central	T	10-10
Central	W	14-0
Central	W	5-2

## 1903 (15-2)

**Coach: Unavailable**

Sewanee	W	9-1
Sewanee	L	7-10
Sewanee	W	18-5
Sewanee	W	14-2
Cumberland	W	18-9
Cumberland	W	10-2
Georgia	W	12-11
S.W.P.U.	W	15-6
S.W.P.U.	W	17-0
Texas	W	17-8
Texas	L	2-6
Texas	W	8-5
Georgia Tech	W	7-2
Georgia Tech	W	4-2
Central	W	8-3
Central	W	8-5
Central	W	17-7

## 1904 (19-6)

**Coach: T.W. Davis**

Sewanee	W	1-0
Sewanee	W	6-2
Sewanee	W	4-0
Sewanee	W	16-2
Cumberland	W	6-0
Cumberland	L	3-4
Univ. of Nashville	W	5-1
Univ. of Nashville	W	5-4
Univ. of Nashville	L	3-7
Alabama	L	4-7
Alabama	W	12-4
Alabama	W	8-3
S.W.P.U.	W	5-2
S.W.P.U.	W	1-0
S.W.P.U.	W	14-5
Georgia Tech	W	3-1
Georgia Tech	L	1-3
Georgia Tech	W	5-2
Central	W	6-1
Central	L	1-3
Central	W	9-0
S.W.B.U.	W	9-6
S.W.B.U.	L	1-3
S.W.B.U.	W	2-1
Washington U.	W	14-3

# YEARLY RESULTS



## 1905 (22-5)

**Coach: Unavailable**

Sewanee	L	2-5
Sewanee	L	2-4
Sewanee	W	7-2
Sewanee	W	4-3
Sewanee	W	6-0
Tennessee	W	5-4
Tennessee	W	7-6
Univ. of Nashville	W	15-13
Univ. of Nashville	W	12-2
Univ. of Nashville	W	18-5
Alabama	W	7-1
Alabama	W	6-2
Alabama	W	6-3
Cincinnati	W	4-0
Cincinnati	W	13-4
Cornell	L	6-10
Cornell	L	0-3
Texas	L	2-3
Texas	W	6-2
Central	W	7-0
Central	W	8-4
Central	W	3-1
Kentucky St.	W	7-2
Kentucky St.	W	8-6
Kentucky St.	W	8-4
Indiana	W	7-2
Indiana	W	4-0

## 1906 (11-10)

**Coach: Unavailable**

Sewanee	W	8-7
Sewanee	W	4-0
Sewanee	L	1-2
Sewanee	L	2-7
Tennessee	L	5-6
Tennessee	W	7-1
Tennessee	W	6-2
Univ. of Nashville	W	8-6
Univ. of Nashville	W	10-2
Alabama	W	8-0
Alabama	W	10-4

Alabama	W	9-3
Cornell	L	4-5
Cornell	L	2-3
Cornell	L	1-8
Georgia Tech	L	1-5
Georgia Tech	L	1-2
Georgia Tech	L	4-5
Michigan	W	3-1
Michigan	L	2-4
Michigan	W	6-5

## 1907 (15-5)

**Coach: Unavailable**

Sewanee	W	3-1
Sewanee	W	6-4
Sewanee	W	3-1
Sewanee	W	6-4
Sewanee	W	4-2
Cumberland	W	14-2
Cumberland	W	6-4
Cumberland	W	4-2
Alabama	L	1-4
Alabama	L	4-7
S.W.P.U.	W	4-2
S.W.P.U.	L	4-5
S.W.P.U.	W	10-1
Texas	W	11-0
Texas	L	3-5
Texas	W	5-3
Georgia Tech	W	6-0
Georgia Tech	W	6-5
Georgia Tech	L	2-3
Howard	W	7-2

## 1908 (11-9-2)

**Coach: Grantland Rice**

Sewanee	L	7-17
Sewanee	W	5-4
Sewanee	W	5-4
Sewanee	W	4-2
Tennessee	W	5-3
Tennessee	L	2-5
Defiance	W	10-0

Indiana	W	6-0
Indiana	W	9-1
Indiana	W	15-6
Nashville	L	6-7
Michigan	L	6-9
Michigan	L	0-7
Auburn	W	9-6
Auburn	L	4-8
Georgia	L	3-5
Georgia	L	4-16
Georgia Tech	L	3-13
Georgia Tech	L	6-10
Kentucky	W	9-6
Kentucky	W	9-7
Tennessee	L	2-3
Tennessee	W	6-5
Miss A&M	W	3-2
Miss A&M	L	4-5
MTSU Teach.	W	6-4
MTSU Teach.	W	2-1
Alabama	L	0-12
Alabama	L	3-4
W. Kent. Norm.	W	6-3

## 1927 (11-12)

**Coach: Bill Schwartz**

Lions of Nashville	W	9-7
Georgia	W	8-2
Georgia	L	1-9
Florida	L	3-5
Georgia Tech	W	7-3
Georgia Tech	L	3-10
Auburn	L	0-4
Auburn	L	4-6
Auburn	W	2-1
Tennessee	W	9-5
Tennessee	W	13-3
Miss A&M	W	5-4
Miss A&M	L	1-2
Boston Coll.	L	2-20
Harvard	L	4-7
Holy Cross	L	2-6
Princeton	L	7-11
Yale	L	0-2
Manhattan	W	4-2
Brown	W	4-1
Providence	W	6-5
Amherst	W	9-7
Dartmouth	L	6-7

## 1928 (7-6)

**Coach: Bill Schwartz**

Michigan	L	1-10
Michigan	W	4-3
Notre Dame	L	2-4
Cumberland	W	9-0
M'boro Teach.	W	1-5
Kentucky	W	6-4
Georgia Tech	L	3-8
Georgia Tech	L	8-10
Tennessee	W	9-1
Tennessee	W	17-4
MTSU Teach.	L	10-11
Tenn Tech	L	2-3
Tenn Tech	W	5-3

## 1929 (17-5)

**Coach: Bill Schwartz**

Michigan State	W	7-2
Michigan State	W	12-1
Michigan	W	
Wisconsin	W	
Wisconsin	L	3-8
Georgia Tech	W	

Kentucky		
Kentucky		
Alabama	L	1-3
Alabama	T	3-3
Auburn	W	8-6
Auburn	L	6-7
Georgia Tech	W	3-0
Georgia Tech	W	6-1
Virginia		
Tennessee	W	5-1
Tennessee	W	8-1

## 1930 (9-7)

**Coach: Bill Schwartz**

Mich St.	W	5-4
Wisconsin	L	5-6
Wisconsin	L	6-9
Michigan	L	7-8
Kentucky	L	
Kentucky	W	13-5
Alabama	L	2-8
Alabama	L	2-8
Georgia Tech	L	5-10
Georgia Tech	W	6-1
Tennessee	W	14-2
Auburn	W	
Auburn	W	
Tenn Tech	W	11-10
MTSU Teach.	W	1-0

## 1931 (7-7)


**Coach: Bill Schwartz**

Michigan	L	2-3
Michigan	W	5-2
Wisconsin	L	4-6
MICHIGAN	L	4-5
Ole Miss	W	6-3
Ole Miss	W	10-3
KENTUCKY	W	8-7
KENTUCKY	L	1-2
Kentucky	W	6-5
Kentucky	L	7-14
Auburn	L	1-19
Auburn	L	1-3
Tenn Tech	W	12-4
Tenn Tech	W	5-2

## 1932 (16-4)

**Coach: Bill Schwartz**

Michigan State	W	2-1
Michigan State	L	2-4
Tenn Tech	W	16-3
Maryville	W	12-9
Bethel	L	2-3
Bethel	W	16-6
Birm. So.	W	14-1
W. Ky. Teach.	W	6-5
W. Ky. Teach.	W	7-6
Ole Miss	W	9-7
Ole Miss	W	2-1
Maryville	W	18-5
Maryville	W	9-5
W. Ky. Teach.	L	6-7
W. Ky. Teach.	W	5-2
Miss A&M	L	1-3
Miss A&M	W	6-3
Tenn Tech	W	4-0
Tenn Tech	W	5-4
Cumberland	W	12-8



**Famed sportswriter Grantland Rice played baseball for the Commodores from 1900-01 then served as head coach in 1908.**





# YEARLY RESULTS

## 1933 (9-1)

**Coach: Unavailable**

W. Tenn. Teach.	W.	4-0
Bethel	W.	13-3
Bethel	L.	4-5
Cumberland	W.	5-3
W. Tenn. Teach.	W.	6-5
W. Tenn. Teach.	W.	3-2
Bethel	W.	8-7
Bethel	W.	5-3
Lambuth	W.	15-2
Tenn Tech	W.	5-4

## 1934 (5-6)

**Coach: Bill Schwartz**

Georgia Tech	L.	7-9
Georgia Tech	L.	3-5
Cumberland	L.	1-3
W. Tenn. Teach.	W.	11-3
W. Tenn. Teach.	W.	7-4
Cumberland	W.	9-7
Lambuth	W.	3-1
W. Tenn. Teach.	L.	7-9
W. Tenn. Teach.	L.	4-8
Georgia Tech	L.	2-3
Georgia Tech	W.	6-5

## 1935 (10-2)

**Coach: Bill Schwartz**

Results Not Available

## 1936 (15-2)

**Coach: Bill Schwartz**

Burke Comp.	W.	2-1
Cumberland	W.	7-4
Ill. Wesleyan	L.	4-7
Cincinnati	W.	7-6
Lipscomb	W.	8-2
W. Ky. Teach.	L.	1-8
W. Tenn. Teach.	W.	11-3
W. Tenn. Teach.	W.	15-10
Lambuth	W.	9-0
Lambuth	W.	11-3
Memphis	W.	13-5
Memphis	W.	11-5
Lambuth	W.	10-0
Lambuth	W.	26-9
Tenn Tech	W.	15-14

## 1937 (11-4)

**Coach: Bill Schwartz**

Ill. State Normal	L.	5-6
Nashville Vols	L.	4-15
Lambuth	W.	8-7
Lambuth	W.	7-2
Cumberland	W.	11-5
Tenn Tech	W.	9-7
Cumberland	W.	16-6
W. Ky. Teach.	L.	7-8
W. Ky. Teach.	W.	6-2
Florida	L.	4-5
Florida	W.	4-2
Lambuth	W.	26-1
Lambuth	W.	15-10
W. Kentucky	W.	3-2
Tenn Tech	W.	7-2

## 1938 (6-3)

**Coach: Bill Schwartz**

Austin Peay	W.	12-2
Georgia Tech	L.	2-7
Georgia Tech	L.	0-4
M'boro Teach.	W.	9-4
Tenn Tech	W.	15-3
Georgia Tech	W.	8-3
W. Kentucky	W.	13-9
M'boro Teach.	L.	6-7
Tenn Tech	W.	12-8

## 1939 (11-5)

**Coach: Bill Schwartz**

Ill. Wesleyan	W.	10-5
US Navy Base	W.	12-8
Troy St Teach	W.	4-2
Nashville Vols	L.	1-15
Lambuth	W.	8-7
Lambuth	W.	7-2
Cumberland	W.	16-6
Tenn Tech	W.	9-7
Cumberland	W.	16-6
W. Ky. Teach.	L.	7-8
W. Ky. Teach.	W.	6-2
Florida	W.	5-4
Florida	W.	4-2
Lambuth	W.	26-1
Lambuth	W.	15-10
W. Kentucky	W.	13-9
M'boro Teach.	L.	6-7
Tenn Tech	W.	12-8

## 1940 (8-2)

**Coach: Bill Schwartz**

Georgia Tech	L.	0-6
Georgia Tech	L.	5-7
Bethel	W.	14-2
Kentucky	W.	
Kentucky	W.	
Kentucky	W.	
Georgia Tech	W.	
Georgia Tech	W.	
Unavailable	W.	
Unavailable	W.	

## 1941 (8-10)

**Coach: Unavailable**

W. Ky. Teach.	L.	12-16
Michigan State	W.	11-10
Ill. Wesleyan	L.	2-8
Georgia Tech	L.	7-8
Georgia Tech	L.	4-11
Bradley Tech	W.	13-12
Kentucky	W.	9-3
Kentucky	L.	10-13
MTSU Teach.	W.	9-2
Georgia Tech	L.	5-7
Georgia Tech	W.	7-4
Tenn Tech	L.	14-15
W. Ky. Teach.	W.	7-4
Tenn Tech	W.	7-6
Kentucky	L.	2-5
Kentucky	L.	8-6
MTSU Teach.	L.	6-13

## 1942 (10-8-1)

**Coach: James A. Scoggins**

Ill. Wesleyan	L.	6-12
DePauw	W.	15-5
Kentucky	L.	6-9
Kentucky	W.	2-1
Georgia Tech	L.	1-7
Georgia Tech	L.	3-5
Murf. Teachers	L.	3-5
Georgia Tech	L.	4-7
Georgia Tech	W.	10-5
Tennessee	W.	13-9
Tennessee	T.	5-5
T.P.I.	L.	4-7
Kentucky	W.	20-8
Kentucky	W.	5-4
Murf. Teachers	W.	8-4
Tennessee	W.	5-1
Tennessee	L.	4-11
Lipscomb	W.	15-2
Nash. Terminals	W.	7-6

## 1943 (14-8)

**Coach: Unavailable**

Georgia Tech		
Georgia Tech		
Georgia Tech		
Kentucky		
Kentucky		
Kentucky		
LSU(Away)	L.	1-3
LSU(Away)	W.	2-0
KENTUCKY	W.	9-3
KENTUCKY	W.	8-4
MISSISSIPPI	L.	1-10
MISSISSIPPI	L.	1-15
MISSISSIPPI	L.	3-15
Alabama	L.	3-1
Alabama	L.	3-1
MTSU (Home)	L.	6-4

## 1944

**Did Not Compete**

## 1945

**Did Not Compete**

## 1946

**Did Not Compete**

## 1947 (10-11, 2-5)

**Coach: James A. Scoggins**

Bradley	L.	6-15
Western Kentucky	W.	3-2
Purdue	L.	3-10
Tennessee	L.	8-10
Tennessee	W.	6-2
Western Illinois	W.	4-0
Eagles (Nashville)	W.	8-5
Tennessee Tech	W.	16-2
Kentucky	L.	3-5
MTSU	L.	3-6
Georgia Tech	W.	10-8
Georgia Tech	L.	5-6
Tennessee	L.	6-9
Tennessee	W.	7-0
Tennessee Tech	W.	7-4
Kentucky	L.	0-8
Kentucky	L.	5-0
Western Kentucky	L.	2-4
Georgia Tech	L.	5-8
Georgia Tech	W.	10-5

## 1948 (11-9-2, 7-8-1)

**Coach: Tommy Harrison**

N. ILLINOIS	W.	4-2
N. ILLINOIS	W.	5-4
Georgia Tech	L.	6-8
Georgia Tech	L.	6-8
PURDUE	T.	5-5
TENNESSEE	T.	4-4
TENNESSEE	W.	6-2
Kentucky	W.	5-1
Kentucky	W.	12-6
GEORGIA	L.	4-8
GEORGIA	W.	8-6
MONSANTO	W.	9-4
KENTUCKY	W.	10-9
KENTUCKY	L.	0-7
MTSU (Home)	W.	5-4
Tennessee	W.	4-3
Tennessee	W.	5-1
Auburn	L.	1-4
Auburn	L.	7-9
MTSU (Away)	L.	1-6
AUBURN	L.	3-7
AUBURN	L.	0-13

## 1949 (8-11-1, 4-8)

**Coach: Dave Scobey**

Chicago	W.	3-0
ILLINOIS STATE	L.	2-4
ILLINOIS STATE	W.	9-0
Georgia	L.	6-10
Georgia	W.	4-3
Tennessee	L.	6-18
Tennessee	L.	3-4
KENTUCKY	L.	2-4
KENTUCKY	L.	8-10
Western Kentucky	T.	6-6
Kentucky	L.	2-7
Kentucky	L.	7-11
Auburn	W.	6-1
Auburn	L.	2-3
EVANSVILLE	L.	9-12
TENNESSEE	W.	6-2
TENNESSEE	W.	6-2
MURRAY STATE	W.	12-6
MTSU (Away)	W.	6-3
Tennessee Tech	L.	6-10

## 1950 (6-16, 4-13)

**Coach: Dave Scobey**

MIAMI (Ohio)	L.	5-7
Georgia Tech	W.	5-3
Georgia Tech	L.	9-13
MTSU (Home)	L.	1-12
TENNESSEE	W.	11-5
TENNESSEE	W.	8-7
MILLIKIN	L.	5-12
KENTUCKY	L.	6-14
KENTUCKY	L.	1-2
GEORGIA TECH	L.	3-22
GEORGIA TECH	W.	11-3
GEORGIA	L.	7-23
GEORGIA	L.	4-8
Tennessee	L.	2-11
Tennessee	L.	4-10
Kentucky	L.	7-8
MTSU (Away)	W.	22-2
Evansville	W.	6-5
AUBURN	L.	4-6
AUBURN	L.	3-12
Auburn	L.	4-9
Auburn	L.	4-12

# YEARLY RESULTS



## 1951 (0-18-1, 0-13-1)

**Coach: Dave Scobey**

ILLINOIS STATE	L	9-13
ILLINOIS STATE	L	1-7
KENTUCKY	T	10-10
KENTUCKY	L	13-15
Kentucky	L	5-17
MTSU (Home)	L	5-13
Tennessee	L	0-17
Georgia Tech	L	11-14
Georgia Tech	L	8-22
MISSISSIPPI STATE	L	2-4
MISSISSIPPI STATE	L	3-10
TENNESSEE	L	2-20
TENNESSEE	L	6-7
Alabama	L	0-5
Alabama	L	4-7
ALABAMA	L	2-17
ALABAMA	L	7-20
MTSU(Away)	L	13-14
Murray State	L	6-21

## 1952 (4-16, 2-13)

**Coach: Bill Schwartz**

MIAMI (Ohio)	L	1-8
TENNESSEE	L	1-6
TENNESSEE	W	6-4
Kentucky	L	8-11
Kentucky	L	6-8
MTSU (Away)	L	3-4
Tennessee Tech	W	16-10
GEORGIA TECH	L	4-14
GEORGIA TECH	W	12-8
KENTUCKY	L	7-8
Tennessee	L	7-10
Tennessee	L	2-9
ALABAMA	L	3-9
ALABAMA	L	0-8
Mississippi State	L	4-5
Mississippi State	L	4-11
Alabama	L	1-15
Alabama	L	4-5
MTSU (Home)	W	10-7
TENNESSEE TECH	L	6-7

## 1953 (5-13, 3-11)

**Coach: Woody Johnson**

MIAMI (Ohio)	L	3-5
TULANE	L	2-14
TULANE	W	7-3
MTSU (Home)	W	4-1
Tennessee Tech	W	10-8
Tennessee	L	3-8
KENTUCKY	L	6-9
KENTUCKY	L	7-10
MISSISSIPPI	L	0-2
MISSISSIPPI	W	5-2
Alabama	L	1-6
Alabama	L	1-10
Mississippi State	L	0-8
Mississippi State	L	11-12
Kentucky	L	3-4
TENNESSEE	L	4-17
TENNESSEE	W	5-1
TENNESSEE TECH	L	4-9

## 1954 (11-9-1, 8-7-1)

**Coach: Dave Scobey**

MIAMI (Ohio)	W	7-6
Tennessee	W	2-0
Tennessee	W	5-4
MTSU (Away)	W	17-12
Tennessee Tech	L	9-10
KENTUCKY	W	9-0
KENTUCKY	L	7-11
MISSISSIPPI	L	3-16
MISSISSIPPI	T	1-1
GEORGIA TECH	W	2-1
GEORGIA TECH	L	4-8
Kentucky	W	7-5
Kentucky	W	8-4
TENNESSEE	L	2-8
TENNESSEE	W	9-1
LSU (Away)	W	5-3
LSU (Away)	L	3-13
Tulane	L	1-2
Tulane	L	3-4
MTSU (Home)	W	8-0
TENNESSEE TECH	L	1-8

## 1955 (12-6, 10-4)

**Coach: Dave Scobey**

Tennessee	W	3-1
Tennessee	L	5-11
MTSU (Home)	W	8-4
Auburn	L	2-12
Auburn	L	2-4
AUBURN	W	12-10
AUBURN	W	6-5
KENTUCKY	W	17-3
KENTUCKY	W	14-8
KENTUCKY	L	9-8
Tennessee Tech	L	7-12
TENNESSEE	W	9-8
TENNESSEE	L	10-11
Kentucky	W	12-4
Kentucky	W	9-3
Kentucky	W	8-4
MTSU (Away)	W	9-8
TENNESSEE TECH	L	9-11

## 1956 (6-15, 3-12)

**Coach: Dave Scobey**

MTSU (Away)	L	10-12
Tulane	L	3-4
Tulane	L	0-13
Tulane	W	6-4
MIAMI (Ohio)	L	7-8
MISSISSIPPI STATE	L	8-27
MISSISSIPPI STATE	L	4-9
TENNESSEE	W	6-4
TENNESSEE	L	3-8
Alabama	L	6-10
Alabama	L	0-4
LSU (Home)	W	10-7
LSU (Home)	L	2-14
LSU (Home)	L	4-13
Mississippi	L	3-9
Mississippi	L	0-7
Mississippi	L	0-3
ALABAMA	L	4-7
ALABAMA	W	11-5
Tennessee	W	9-6
MTSU (Home)	W	12-1

## 1957 (8-14, 3-13)

**Coach: Dick Richardson**

TULANE	W	6-8
TULANE	L	0-3
TULANE	L	5-10
Tennessee	W	8-4
Tennessee	L	6-7
Mississippi State	L	3-9
Mississippi State	L	1-9
Mississippi State	L	0-9
ALABAMA	L	10-13
ALABAMA	L	5-6
MTSU (Away)	W	19-4
LSU (Away)	W	8-7
LSU (Away)	L	1-3
LSU (Away)	W	2-0
KENTUCKY	W	9-3
KENTUCKY	W	8-4
MISSISSIPPI	L	1-10
MISSISSIPPI	L	1-15
MISSISSIPPI	L	3-15
Alabama	L	3-1
Alabama	L	3-1
MTSU (Home)	L	6-4

## 1958 (4-9, 2-6)

**Coach: Dick Richardson**

MTSU (Home)	W	6-3
Auburn	L	4-25
Auburn	L	0-1
Auburn	L	0-8
HILLSDALE	W	8-6
GEORGIA	L	6-8
GEORGIA	L	2-7
GEORGIA	W	7-5
Kentucky	W	8-7
Kentucky	L	6-7
AUSTIN PEAY	L	6-10
Mississippi	L	0-2
Mississippi	L	3-4

## 1959 (5-15, 2-13)

**Coach: Dick Richardson**

MTSU (Home)	W	8-5
CHICAGO	W	9-3
C. MICHIGAN	W	6-5
Georgia Tech	L	3-11
AUBURN	L	4-15
AUBURN	L	3-8
AUBURN	L	4-10
Georgia	L	7-11
Georgia	L	2-3
Georgia	L	5-10
KENTUCKY	L	7-14
KENTUCKY	L	3-4
Tennessee	L	1-2
Tennessee	W	10-4
TENNESSEE TECH	L	9-10
Kentucky	L	0-9
Kentucky	L	0-4
MTSU (Away)	L	0-2
TENNESSEE	L	7-21
TENNESSEE	W	10-8

## 1960 (8-13, 5-8)

**Coach: Harley Boss**

Florida	L	1-10
Florida	L	2-7
MTSU (Away)	W	12-6
TENNESSEE TECH	L	7-9
GEORGIA	W	10-6
GEORGIA	L	2-5
WITTENBERG	W	13-12
C. MICHIGAN	L	3-10
KENTUCKY	W	9-8
KENTUCKY	W	4-3
Tennessee	L	0-11
Tennessee	L	3-4
NOTRE DAME	L	2-6
GEORGIA TECH	L	4-14
MISSISSIPPI	L	0-10
MISSISSIPPI	L	0-16
MTSU (Home)	W	5-4
KENTUCKY	L	1-3
TENNESSEE	L	2-8
TENNESSEE	W	9-7
TENNESSEE	W	12-1

## 1961 (7-15, 2-11)

**Coach: Dick Richardson**

Valdosta State	W	5-4
Valdosta State	W	4-1
Valdosta State	W	11-6
Georgia Southern	L	6-8
Georgia Southern	L	1-4
Georgia	L	3-15
Georgia	L	1-14
Georgia Tech	L	5-8
MTSU (Home)	W	5-4
Kentucky	L	1-4
Kentucky	L	3-6
AUBURN	W	4-2
AUBURN	L	0-10
FLORIDA	L	5-7
FLORIDA	L	0-6
MTSU (Away)	W	4-1
KENTUCKY	W	9-8
KENTUCKY	L	2-9
TENNESSEE	L	3-6
TENNESSEE	L	4-14
TENNESSEE	L	4-10
TENNESSEE	L	1-3

## 1962 (2-18-2, 0-16-2)

**Coach: Jerry Elliot**

Auburn	T	14-14
Auburn	L	3-13
Valdosta State	L	0-2
Florida	L	0-11
Florida	L	1-5
MTSU (Home)	W	9-7
MTSU(Away)	L	7-12
KENTUCKY	T	12-12
KENTUCKY	L	9-15
WITTENBERG	W	6-4
GEORGIA	L	0-15
GEORGIA	L	3-4
GEORGIA TECH	L	1-12
GEORGIA TECH	L	9-11
Kentucky	L	2-17
Kentucky	L	3-7
Kentucky	L	4-11
Tennessee	L	2-3
Tennessee	L	4-14
TENNESSEE	L	9-10
TENNESSEE	L	8-17
TENNESSEE	L	4-6



# YEARLY RESULTS

## 1963 (6-15, 4-13)

**Coach: Harley Boss**

Georgia	L	3-4
Georgia	L	0-6
Tennessee	L	1-10
Tennessee	L	4-5
Tennessee	L	5-7
Kentucky	L	3-4
Kentucky	L	1-2
Georgia Tech	W	9-8
TENNESSEE	W	5-4
TENNESSEE	L	10-11
AUBURN	L	3-5
AUBURN	L	6-14
FLORIDA	L	2-9
FLORIDA	L	2-9
SEWANEES	W	20-10
MTSU (Away)	L	2-6
KENTUCKY	W	8-2
KENTUCKY	L	0-5
KENTUCKY	W	9-4
Sewanee	L	3-6
MTSU (Home)	W	6-5

## 1964 (7-14, 4-12)

**Coach: Harley Boss**

Florida	L	0-4
Florida	L	0-6
Auburn	L	2-6
Auburn	L	0-5
WITTENBERG	L	3-7
KENTUCKY	L	2-9
GEORGIA	W	8-7
Tennessee	L	0-2
Tennessee	L	2-10
MTSU (Away)	L	3-7
Sewanee	L	3-7
GEORGIA TECH	W	1-0
GEORGIA TECH	L	1-2
SEWANEES	W	9-6
Kentucky	L	3-8
Kentucky	W	3-2
Kentucky	L	1-2
MTSU (Home)	W	6-1
TENNESSEE	L	3-20
TENNESSEE	W	11-3
TENNESSEE	L	1-18

## 1965 (5-14, 1-11)

**Coach: George Archie**

KENTUCKY	L	3-6
KENTUCKY	W	3-0
Georgia	L	3-4
Georgia	L	9-12
MTSU (Away)	L	0-3
TENNESSEE	L	0-9
TENNESSEE	L	3-9
Sewanee	W	8-7
AUBURN	L	4-13
AUBURN	L	9-23
MTSU	W	12-11
SOUTHWESTERN	W	12-6
KENTUCKY	L	0-1
KENTUCKY	L	3-12
SEWANEES	W	11-4
TENNESSEE	L	0-4
TENNESSEE	L	3-6

## 1966 (2-16, 1-12)

**Coach: George Archie**

Florida	L	0-5
Florida	L	0-15
Auburn	L	0-11
Auburn	L	5-8
Tennessee	L	1-11
Tennessee	L	2-15
MTSU (Away)	L	0-5
SEWANEES	L	4-10
Wittenburg	L	4-14
KENTUCKY	L	3-9
KENTUCKY	L	1-7
Sewanee	W	4-1
MTSU (Home)	L	3-2
Kentucky	W	4-2
Kentucky	L	4-14
GEORGIA	L	2-7
TENNESSEE	L	4-15
TENNESSEE	L	1-13

## 1967 (11-12, 8-9)

**Coach: George Archie**

Tennessee	L	2-6
Tennessee	W	5-1
Georgia State	W	2-1
Georgia State	W	5-1
AUBURN	W	5-3
AUBURN	L	0-1
AUBURN	L	8-21
KENTUCKY	W	7-2
KENTUCKY	W	6-4
Georgia	L	1-3
Georgia	L	3-4
Georgia	L	0-1
Sewanee	W	9-1
Kentucky	L	0-3
Kentucky	L	1-11
FLORIDA	W	6-5
FLORIDA	L	2-9
FLORIDA	W	14-2
TENNESSEE	W	9-0
TENNESSEE	W	8-3
SOUTHWESTERN	L	1-4
SEWANEES	L	1-2
MTSU (Home)	L	2-4

## 1968 (7-15, 2-13)

**Coach: Larry Schmittou**

FISK	W	7-3
BELMONT	W	9-6
Florida	L	0-16
Florida	L	0-3
Florida	L	2-10
Auburn	L	0-8
Auburn	L	1-7
Auburn	L	0-4
Fisk	W	7-5
KENTUCKY	W	2-1
KENTUCKY	L	3-4
Birmingham So.	W	8-1
GEORGIA	L	1-5
GEORGIA	W	4-3
GEORGIA	L	1-5
Tennessee State	W	4-3
Tennessee	L	0-9
Tennessee	L	1-9
SEWANEES	L	4-6
KENTUCKY	L	0-6
KENTUCKY	L	3-8
MTSU (Home)	L	0-7

## 1969 (21-18, 3-10)

**Coach: Larry Schmittou**

TENNESSEE STATE W	9-2
TENNESSEE STATE W	6-4
FISK	W 10-9
Belmont	W 9-5
Murray State	L 2-3
CALVIN	W 16-7
CALVIN	W 5-0
Chattanooga	W 4-0
Chattanooga	W 5-2
Berry	L 0-5
Berry	W 6-4
Oglethorpe	L 1-9
Georgia	L 7-17
Georgia	L 1-5
Georgia	L 2-5
Fisk	W 5-4
CHATTANOOGA	W 9-5
Kentucky	L 1-3
Kentucky	L 1-4
SEWANEES	W 5-2
AUBURN	W 7-6
AUBURN	L 1-2
Lipscomb	W 1-0
BIRMINGHAM SO. W	3-2
BELMONT	L 1-4
Lipscomb	W 5-3
Sewanee	L 2-5
KENTUCKY	L 2-4
KENTUCKY	W 5-1
LIPSCOMB	L 4-7
MURRAY STATE	L 2-4
Tennessee	L 1-4
Tennessee	L 3-9
Southwestern	W 14-3
FLORIDA	L 2-6
FLORIDA	L 5-14
FLORIDA	L 5-15
MTSU (Home)	W 3-1
MTSU (Home)	W 5-0

## 1970 (24-16, 5-10)

**Coach: Larry Schmittou**

WEST VIRGINIA	L	2-3
MEMPHIS CBC	W	9-2
MEMPHIS CBC	W	4-2
KENYON	W	16-3
KENYON	W	7-1
KENTUCKY	W	18-6
KENTUCKY	L	2-3
CALVIN	L	3-4
Western Michigan	W	6-5
Jacksonville	L	3-4
Western Michigan	W	5-3
Jacksonville	L	5-6
Florida	L	0-2
Florida	W	4-1
Florida	L	0-2
Purdue	W	3-1
Murray State	L	1-3
Kentucky	L	0-3
Kentucky	W	6-2
Belmont	W	13-7
UT-Chattanooga	W	7-2
Birmingham So.	W	5-2
Auburn	L	1-6
Auburn	L	1-2
Auburn	L	0-7
BELMONT	W	2-0
Tennessee	L	6-10
Tennessee	L	6-13
CHATTANOOGA	W	16-0
TENNESSEE	L	1-20

LIPSCOMB	W	10-7
GEORGIA	W	6-2
GEORGIA	W	3-0
MURRAY STATE	W	15-7
Lipscomb	W	11-1
ARKANSAS	W	9-6
MTSU (Away)	W	6-3
MTSU (Away)	W	9-6
W. KENTUCKY	W	2-0
W. KENTUCKY	W	6-0

## 1971 (33-19, 10-7)

**Coach: Larry Schmittou**

MEMPHIS CBC	W	2-0
MEMPHIS CBC	W	6-2
UNION	L	7-8
Belmont	W	12-1
LOUISVILLE (NH)	W	3-0
LOUISVILLE (NH)	W	2-0
BOWLING GREEN	W	13-0
CALVIN	W	5-4
CALVIN (NH)	W	13-0
Central Michigan	L	2-7
William & Mary	L	2-3
St. Leo's	W	8-7
Princeton	W	4-0
Florida Southern	L	3-4
Rollins	W	3-2
William & Mary	W	7-3
Stetson	L	4-5
Princeton	L	4-5
Rollins	L	2-5
Kentucky	L	5-13
Kentucky	W	8-6
KENTUCKY	W	6-3
KENTUCKY	L	3-4
W. KENTUCKY	W	10-0
Purdue	W	6-1
Murray State	L	1-8
MEMPHIS STATE	W	5-4
TENNESSEE	W	12-1
TENNESSEE	W	7-5
Western Kentucky	W	6-1
Western Kentucky	W	6-1
TENNESSEE STATE	W	5-3
BIRMINGHAM SO.	L	5-10
Tennessee	W	8-3
Tennessee	W	4-3
BELMONT (NH)	W	4-0
Memphis CBC	L	2-4
Memphis State	W	9-8
Lipscomb	W	6-4
Georgia	W	7-3
Georgia	L	5-6
Austin Peay	W	7-3
MURRAY STATE	L	4-7
AUBURN	W	5-1
AUBURN	L	1-6
AUBURN	L	0-9
LIPSCOMB	L	4-11
Union	W	4-2
FLORIDA	W	4-3
FLORIDA	W	13-2
Mississippi State*	L	1-5
MISSISSIPPI STATE*	L	1-3

\* SEC Tournament  
(NH) No Hitter



# YEARLY RESULTS



## 1972 (35-15, 13-5)

**Coach: Larry Schmittou**

LOUISVILLE	W	1-1
LOUISVILLE	W	2-1
Tennessee Tech	W	2-0
FISK	W	9-0
Memphis State	L	4-5
EVANSVILLE	W	9-0
EVANSVILLE	W	2-1
MTSU (Home)	W	4-3
AUSTIN PEAY	W	11-6
KENTUCKY	W	15-1
Florida State	W	11-1
Florida State	L	3-4
Florida State	L	4-19
South Alabama	L	2-5
South Alabama	L	4-18
Louisville	W	4-3
Kentucky	W	4-3
Kentucky	W	11-10
TENNESSEE TECH	W	14-1
W. KENTUCKY	W	6-0
Belmont	W	6-5
Tennessee	W	3-2
Tennessee	W	13-12
Austin Peay	W	14-5
LIPSCOMB	W	3-2
Union	W	7-2
Murray State	L	6-8
TENNESSEE	W	4-3
TENNESSEE	L	4-6
SOUTH ALABAMA	L	12-19
SOUTH ALABAMA	W	5-2
Western Kentucky	W	5-4
MURRAY STATE	W	14-8
GEORGIA	W	3-2
GEORGIA	W	8-5
GEORGIA	W	15-0
BELMONT	W	4-3
Birmingham So.	L	4-6
Auburn	W	5-1
Auburn	L	3-7
Auburn	W	6-2
MTSU (Away)	W	12-2
UNION	L	4-7
Lipscomb	L	5-9
Florida	W	2-1
Florida	L	0-3
Florida	W	4-1
S. ILLINOIS	W	2-1
MISSISSIPPI	L	3-5
Mississippi	L	4-5

## 1973 (36-16, 13-5)

**Coach: Larry Schmittou**

AUSTIN PEAY	W	19-4
Austin Peay	W	21-3
Austin Peay	W	4-1
Tennessee Tech	W	9-3
Tennessee Tech	L	3-7
DePAUW	W	11-2
DePAUW	W	14-7
FISK	W	14-1
MTSU (Home)	L	8-9
LOUISVILLE	W	3-1
LOUISVILLE	W	6-4
KENTUCKY	W	5-2
KENTUCKY	W	22-3
Massachusetts	L	0-2
Hawaii	W	11-2
Southern Cal	W	5-4
Cal-Riverside	W	7-3
Washington State	L	6-2
Stanford	L	0-6

Arizona State	W	6-4
Kentucky	L	1-3
Kentucky	W	7-3
TENNESSEE	W	9-8
MEMPHIS STATE	W	2-0
MEMPHIS STATE	L	5-6
Tennessee	L	1-12
Tennessee	W	5-2
W. KENTUCKY	W	5-4
W. KENTUCKY	W	9-5
LIPSCOMB	W	6-4
N. ILLINOIS	W	2-1
Georgia	W	4-0
Georgia	L	0-6
Georgia	L	1-3
MTSU (Away)	W	4-3
Belmont	L	0-1
AUBURN	W	5-1
AUBURN	W	1-0
AUBURN	L	4-7
BIRMINGHAM SO.	W	16-5
LIPSCOMB	W	4-3
FLORIDA	W	7-0
FLORIDA	W	4-1
FLORIDA	W	9-5
Southern Illinois	L	2-4
Southern Illinois	L	1-3
Alabama*	W	5-1
ALABAMA*	W	13-7
Georgia Southern!	W	6-2
North Carolina State!	W	4-2
Georgia Southern!	L	2-5
Miami, (Fla.)!	L	5-6

\* SEC Tournament

! NCAA Playoffs, Starkville, Miss.

## 1974 (37-22, 11-4)

**Coach: Larry Schmittou**

Columbus	W	9-8
Columbus	W	1-0
LSU (Away)	L	5-10
LSU (Away)	L	7-8
LSU (Away)	W	7-3
LSU (Away)	W	5-3
South Alabama	L	4-5
South Alabama	W	5-2
Florida	L	0-4
Florida	W	1-0
Florida	W	8-3
Valdosta State	W	8-4
Valdosta State	W	8-5
FISK	W	5-4
Miami (Ohio)	L	2-4
Alabama	L	2-12
Miami (Ohio)	W	5-4
Alabama	W	8-7
Miami (Ohio)	W	5-2
Alabama	L	4-5
BELMONT	W	10-9
MTSU (Home)	W	7-1
MTSU (Home)	W	5-4
W. KENTUCKY	W	7-1
W. KENTUCKY	L	3-9
TENNESSEE TECH	W	3-0
TENNESSEE TECH	L	2-3
S. ILL.-EDW/VILLE	L	2-5
S. ILL.-EDW/VILLE	W	10-4
KENTUCKY	W	8-7
KENTUCKY	W	4-2
Fisk	W	5-2
Tennessee	W	5-1
Tennessee	L	3-4
Austin Peay	L	4-5
Austin Peay	L	0-7*

LIPSCOMB	L	3-5
TENNESSEE	W	4-3
TENNESSEE	W	11-3
Memphis	W	1-0
Memphis	L	0-3
Lipscomb	L	4-12
GEORGIA	W	5-1
GEORGIA	W	6-3
GEORGIA	W	7-6
SOUTH ALABAMA	L	0-12
BELMONT	W	19-6
Auburn	W	2-1
Auburn	L	2-8
Auburn	L	0-11
AUSTIN PEAY	L	8-10
AUSTIN PEAY	W	4-0
MTSU (Away)	W	5-1
MTSU (Away)	W	4-2
ALABAMA *	W	12-8
Alabama *	W	2-1
East Carolina	W	2-1
Miami (Fla.)	L	1-7
Georgia Southern	L	3-5

\* SEC Tournament

o NCAA Playoffs, Starkville, Miss.

## 1975 (30-39, 7-9)

**Coach: Larry Schmittou**

LSU (Away)	L	4-6
LSU (Away)	W	7-2
LSU (Away)	L	0-10
LSU (Away)	L	1-17
South Alabama	L	4-14
South Alabama	L	1-7
Alabama	L	1-4
Alabama	W	3-1
Alabama	W	3-2
Alabama	W	5-4
Mississippi State	W	2-1
Iowa	L	0-6
Mississippi State	L	0-1
LOUISVILLE	L	3-5
LOUISVILLE	L	1-4
OHIO	L	2-7

FISK	W	10-3
EVANSVILLE	W	6-2
EVANSVILLE	L	3-4
WOOSTER	W	10-3
OHIO STATE	L	3-20
OHIO STATE	L	3-9
KENTUCKY	W	5-3
WISCONSIN-SUPER.	W	18-1
WISCONSIN-SUPER.	W	17-2
WISCONSIN-SUPER.	W	6-4
MTSU (Away)	W	6-3
Kentucky	L	4-9
Kentucky	W	3-0
PROVIDENCE	W	3-2
PROVIDENCE	L	0-2
Western Kentucky	W	8-6
Western Kentucky	L	4-5
MTSU (Home)	L	2-4
TENNESSEE	L	1-14
TENNESSEE	L	3-6
Austin Peay	W	13-1
Austin Peay	W	13-4
Lipscomb	W	6-0
Belmont	L	3-4
Tennessee	L	10-11
Tennessee	L	3-8
SOUTH ALABAMA	W	9-7
W. KENTUCKY	W	5-1
W. KENTUCKY	W	12-4
Georgia	L	2-6
Georgia	L	1-6
Georgia	W	13-3
AUSTIN PEAY	W	7-2
AUSTIN PEAY	L	5-6
LIPSCOMB	L	3-14
BELMONT	W	7-3
AUBURN	W	8-5
AUBURN	W	3-0
AUBURN	L	3-4
Fisk	W	12-2
FLORIDA	W	5-1
FLORIDA	W	4-1
FLORIDA	L	2-6



The Commodores won their first SEC title in 1973.



# YEARLY RESULTS

## 1976 (27-23, 12-12)

**Coach: Larry Schmittou**

Columbus College	L	6-14
Columbus College	L	4-7
Rollins	L	5-10
Rollins	W	3-2
Rollins	L	3-6
Florida	W	10-5
Florida	W	5-3
Florida	L	6-7
WESTERN ILLINOIS	W	5-3
WESTERN ILLINOIS	W	4-2
Murray State	L	3-4
EVANSVILLE	W	8-6
MIAMI (OHIO)	L	1-3
W. KENTUCKY	W	8-7
TENNESSEE TECH	L	4-6
Western Kentucky	L	7-8
LIPSCOMB	W	7-3
Georgia	W	6-3
Georgia	W	3-1
Georgia	L	2-8
AUSTIN PEAY	W	7-6
MTSU (Home)	W	4-1
KENTUCKY	L	7-14
KENTUCKY	L	1-6
KENTUCKY	W	13-8
MTSU (Away)	W	7-4
Union	W	10-6
BELMONT	L	4-5
TENNESSEE	W	8-6
TENNESSEE	L	3-8
TENNESSEE	W	11-7
MURRAY STATE	W	9-4
Lipscomb	W	7-4
BELLARMINE	L	7-11
BELLARMINE	W	8-5
UNION	W	7-4
Austin Peay	W	15-4
Belmont	W	3-1
Kentucky	L	0-14
Kentucky	L	0-4
Kentucky	W	4-3
GEORGIA	L	4-5
GEORGIA	W	3-0
GEORGIA	W	6-0
FLORIDA	L	2-4
FLORIDA	W	6-4
FLORIDA	W	6-3
Tennessee	L	2-6
Tennessee	L	1-8
Tennessee	L	2-3

## 1977 (25-25-1, 13-12)

**Coach: Larry Schmittou**

Hawaii	L	5-7
Hawaii	L	3-10
Hawaii	L	3-4
Hawaii	L	6-7
Hawaii	L	4-10
Hawaii	L	3-7
Hawaii	W	6-1
Hawaii	L	3-9
Florida	L	2-7
Florida	L	1-5
Florida	L	5-11
MTSU (Home)	W	8-7
OHIO	W	2-1
OHIO	L	7-8
OHIO	L	8-11
Austin Peay	W	9-2
KENTUCKY	W	2-1
KENTUCKY	W	2-1
KENTUCKY	W	3-0
TREVECCA	W	8-7
BELMONT	W	9-3
ST. XAVIER	W	7-5
MILLIKIN	W	6-5
Southern Illinois	L	3-4
Kentucky	L	6-7
Kentucky	W	2-1
Kentucky	L	3-5
Georgia	W	1-0
Georgia	W	8-4
Georgia	L	4-5
MTSU (Away)	W	4-0
Trevecca	W	4-2
Lipscomb	L	6-8
TENNESSEE	W	6-0
TENNESSEE	W	6-1
TENNESSEE	W	6-2
W. KENTUCKY	L	5-7
W. KENTUCKY	T	3-3
Belmont	W	7-1
GEORGIA	L	1-6
GEORGIA	W	3-1
AUSTIN PEAY	L	0-7
FLORIDA	L	5-6
FLORIDA	W	5-2
FLORIDA	W	7-4
LIPSCOMB	W	7-0
Tennessee	L	0-2
Tennessee	L	3-5
Tennessee	W	8-2
Mississippi*	L	7-9
Mississippi State*	L	2-15

\* SEC Tournament

## 1978 (31-17, 10-13)

**Coach: Larry Schmittou**

Florida	L	1-3
Florida	L	1-3
Florida	L	6-8
UNION	W	15-3
LEWIS	W	4-3
LEWIS	W	3-1
TREVECCA	W	5-1
VIRGINIA TECH	L	9-17
OKLAHOMA	W	8-7
BELMONT	W	8-7
S.E. OKLAHOMA	W	10-8
MIAMI (OHIO)	W	6-5
LIPSCOMB	L	5-6
S.E. OKLAHOMA	W	6-5
ST. MARY'S	W	6-3
Trevecca	W	7-5
Kentucky	L	4-6
Kentucky	L	0-3
Kentucky	W	8-3
BELMONT	W	8-7
Tennessee State	W	19-6
SO. ILLINOIS	W	6-5
Georgia	W	4-2
Georgia	L	5-22
Georgia	W	9-4
MTSU (Home)	W	14-8
TENNESSEE STATE	W	10-9
FLORIDA	W	2-1
FLORIDA	L	3-17
FLORIDA	L	0-6
TENNESSEE	W	6-3
TENNESSEE	L	1-11
TENNESSEE	W	12-6
Lipscomb	L	3-12
MTSU (Away)	L	3-7
TREVECCA	W	7-6
GEORGIA	L	5-7
GEORGIA	W	4-0
GEORGIA	W	7-6
EVANSVILLE	W	11-1
EVANSVILLE	W	8-3
EVANSVILLE	W	12-3
KENTUCKY	W	4-1
KENTUCKY	W	2-1
LIPSCOMB	W	12-4
Tennessee	L	2-3
Tennessee	L	5-10
Tennessee	L	4-5

## 1979 (21-25, 8-14)


**Coach: Roy Mewbourne**

Hawaii	L	2-15
Hawaii	L	5-7
Hawaii	L	3-4
Hawaii	L	1-4
Hawaii	L	2-5
Hawaii	L	0-9
KENTUCKY	L	5-10
KENTUCKY	W	5-3
KENTUCKY	L	6-16
Trevecca	W	8-6
Union	W	14-1
Union	W	17-2
TENNESSEE STATE	L	7-16
MTSU (Away)	L	4-8
BELMONT	W	7-2
WIS.-EAU CLAIRE	W	11-4
WIS.-EAU CLAIRE	W	7-0
GEORGIA	L	4-5
Aurora (Ill.)	W	10-0
Belmont	W	12-4
LEWIS & CLARK	W	5-4
MTSU (Home)	L	3-11
TENNESSEE STATE	W	15-4
AUSTIN PEAY	W	4-2
Florida	L	2-9
Florida	L	5-6
Florida	W	9-4
Georgia	L	4-8
Georgia	L	3-8
Georgia	W	7-5
TENNESSEE	L	4-8
TENNESSEE	L	1-8
TENNESSEE	W	10-3
TREVECCA	W	9-5
Lipscomb	L	2-8
Kentucky	L	1-3
Kentucky	L	6-7
Kentucky	W	12-9
FLORIDA	W	7-6
FLORIDA	L	2-15
FLORIDA	L	4-5
AUSTIN PEAY	W	11-9
LIPSCOMB	L	3-8
Tennessee	W	7-5
Tennessee	W	5-3
Tennessee	L	0-1

## 1980 (34-21-1, 13-9)

**Coach: Roy Mewbourne**

Birmingham So.	L	3-7
Davidson	L	2-3
Davidson	W	3-0
Davidson	W	7-3
Central Florida	W	9-3
Rollins	W	11-6
Rollins	L	6-8
Georgia	W	14-9
Georgia	W	11-6
Georgia	L	6-9
FLORIDA	W	6-3
FLORIDA	W	6-4
FLORIDA	W	0-5
GRAND VALLEY	L	5-6
UT-CHATTANOOGA	W	2-1
UT-CHATTANOOGA	W	7-3
GEORGIA	W	6-0
GEORGIA	L	0-3
GEORGIA	L	4-7
TREVECCA	L	4-9
TENNESSEE STATE	W	13-7
MTSU (Away)	L	1-2
Kentucky	L	0-6



Vanderbilt Baseball in the 1970s

# YEARLY RESULTS



**1980 Southeastern Conference Champions**

Kentucky	W	6-0
WIS.-EAU CLAIRE	W	8-0
WIS.-EAU CLAIRE	W	12-5
Lipscomb	W	6-5
BELMONT	W	16-0
UAB (Home)	W	9-1
Trevecca	W	7-5
Tennessee	L	1-7
Tennessee	W	10-5
Tennessee	L	6-8
Florida	L	2-3
Florida	L	5-6
Florida	W	13-7
Belmont	L	0-4
Lipscomb	W	9-6
Austin Peay	L	4-8
BIRMINGHAM SO.	W	8-0
TENNESSEE STATE	T	6-6
UAB (Away)	W	6-4
MTSU (Home)	W	13-5
Tennessee	W	2-1
Tennessee	W	9-3
AUSTIN PEAY	L	8-13
KENTUCKY	W	4-2
KENTUCKY	L	5-6
KENTUCKY	W	8-5
Auburn *	L	2-3
Florida*	W	11-7
Mississippi*	W	21-0
Auburn*	W	16-3
Auburn*	W	13-0
Western Kentucky	L	4-15
New Orleans	L	2-8

\* SEC Tournament  
o NCAA Tournament

## 1981 (26-25-1, 9-12-1)

**Coach: Roy Mewbourne**

Hawaii	L	5-6
Hawaii	L	2-3
Hawaii	L	1-5
Hawaii	L	0-4
Hawaii	L	4-7
Chaminade	L	1-2
Chaminade	W	6-3
Georgia	W	5-2
Georgia	W	17-8
Georgia	L	9-16
MTSU (Home)	W	15-9
KENTUCKY	W	8-5
KENTUCKY	L	8-11
KENTUCKY	L	4-16
Trevecca	W	8-3
GEORGIA	L	0-4
GEORGIA	W	8-3

Austin Peay	W	9-0*
TENNESSEE STATE	W	19-10
FLORIDA	L	2-17
FLORIDA	W	11-7
FLORIDA	L	9-11
MTSU (Away)	W	7-6
Lipscomb	L	3-10
Murray State	W	12-8
MEMPHIS	W	8-6
MEMPHIS	W	4-3
Birmingham Southern	L	4-6
Tennessee Tech	L	4-6
BELMONT	W	11-5
UT-CHATTANOOGA	W	9-2
UT-CHATTANOOGA	W	13-0
BIRMINGHAM SO.	L	5-8
TREVECCA	W	6-4
Lipscomb	L	4-13
MURRAY STATE	L	6-9
Belmont	L	3-4
Tennessee	W	2-1
Tennessee	W	6-2
UAB (Away)	W	9-8
Florida	L	6-7
Florida	L	1-2
Florida	L	2-11
TENNESSEE TECH	W	7-4
UAB (Home)	W	13-3
TENNESSEE	L	4-7
TENNESSEE	W	9-8
TENNESSEE	W	14-12
AUSTIN PEAY	W	8-6
Kentucky	L	5-7
Kentucky	L	1-4
Kentucky	T	1-1

## 1982 (28-17-2, 11-12-1)

**Coach: Roy Mewbourne**

Seton Hall	W	7-5
Rollins	L	9-11
Central Florida	T	3-3
Rollins	W	8-2
Central Florida	W	10-4
GEORGIA	W	4-2
GEORGIA	W	13-2
GEORGIA	L	5-17
Kentucky	W	10-3
Kentucky	L	1-2
Kentucky	W	14-4
MTSU (Home)	W	14-7
SE MASS.	W	19-5
FLORIDA	L	1-4
FLORIDA	L	8-25
FLORIDA	T	13-13
Lipscomb	L	4-10

Austin Peay	W	6-1
TENNESSEE	W	8-5
TENNESSEE	L	2-4
TENNESSEE	L	9-14
Memphis	L	3-5
Memphis	L	6-14
MILLIKIN	W	20-0
LIPSCOMB	L	3-4
TENNESSEE STATE	W	14-4
Georgia	L	2-5
Georgia	L	6-7
Georgia	L	7-8
MTSU (Away)	W	5-4
TREVECCA	W	7-0
KENTUCKY	W	4-0
KENTUCKY	W	6-4
KENTUCKY	W	12-3
MURRAY STATE	W	5-4
Tennessee State	W	10-4
Florida	W	5-4
Florida	L	3-4
Florida	L	3-7
BELMONT	W	5-0
UT-CHATTANOOGA	W	9-0
Tennessee	W	7-4
Tennessee	L	0-15
Tennessee	W	13-9
AUSTIN PEAY	W	11-3
Evansville	W	4-3
Evansville	W	3-1

## 1983 (22-23-1, 6-15)

**Coach: Roy Mewbourne**

Montevallo	L	4-6
Samford	W	18-0
UAB (Away)	W	4-2
UAB (Away)	L	4-10
MTSU (Home)	L	10-12
Trevecca	T	7-7
TENNESSEE	L	5-14
TENNESSEE	W	3-2
Rollins	W	4-3
Virginia Military	W	6-4
Florida	L	1-2
Florida	L	1-3
Florida	W	8-6
MURRAY STATE	L	3-7
INDIANA	L	1-4
INDIANA	L	3-15
MEMPHIS	W	12-5
Western Kentucky	W	3-2
KENTUCKY	L	3-4
KENTUCKY	W	9-6
KENTUCKY	W	4-3
SOUTH ALABAMA	W	16-9

Belmont	W	4-3
WISC.-EAU CLAIRE	W	9-8
Georgia	L	7-12
Georgia	L	5-7
Georgia	L	6-7
TREVECCA	L	4-7
Tennessee	L	1-2
Tennessee	L	1-9
MTSU (Away)	W	6-5
TENNESSEE STATE	W	9-6
W. KENTUCKY	L	1-8
FLORIDA	L	4-5
FLORIDA	L	0-10
FLORIDA	L	3-14
LIPSCOMB	W	8-7
Lipscomb	W	13-9
Tennessee State	W	10-3
Tennessee Tech	W	3-1
Kentucky	L	0-5
Kentucky	L	2-4
BELMONT	W	18-5
GEORGIA	W	6-0
GEORGIA	L	2-12
GEORGIA	W	9-4

## 1984 (28-17, 9-11)

**Coach: Roy Mewbourne**

Alabama Christian	W	14-1
Alabama Christian	W	11-6
Troy State	W	12-10
UAB (Away)	L	8-14
GEORGIA	W	3-2
GEORGIA	W	4-3
St. Joseph's	W	17-4
Rollins	W	7-5
LaSalle	W	16-7
Florida	L	4-8
Florida	L	2-9
Florida	L	4-7
CUMBERLAND	W	15-10
KENTUCKY	L	5-8
KENTUCKY	L	1-10
TENNESSEE STATE	W	16-6
Belmont	W	8-5
EVANSVILLE	L	1-3
EVANSVILLE	W	4-3
EVANSVILLE	W	7-6
TENNESSEE STATE	W	5-0
Western Kentucky	L	6-7
TENNESSEE	W	3-1
TENNESSEE	W	6-4
TENNESSEE	L	1-4
MTSU (Home)	W	9-4
Austin Peay	W	8-3
Trevecca	W	12-7
Georgia	L	0-7
Georgia	W	11-9
Georgia	W	8-5
BELMONT	W	16-5
Memphis	W	8-5
FLORIDA	L	1-4
FLORIDA	L	6-17
FLORIDA	W	10-9
LIPSCOMB	L	4-12
Kentucky	W	12-1
Kentucky	W	4-1
Cumberland	W	8-7
W. KENTUCKY	W	8-7
CLEMSON	L	5-11
MTSU (Away)	L	3-4
Tennessee	L	1-7
Tennessee	L	0-2





# YEARLY RESULTS

## 1985 (35-16, 10-13)

**Coach: Roy Mewbourne**

Southern Mississippi	L	12-14
Southern Mississippi	L	4-5
Southern Mississippi	W	3-2
MTSU (Home)	W	19-6
CUMBERLAND	W	10-1
Tennessee	L	4-12
Tennessee	L	2-9
Tennessee	L	0-6
St. Joseph's	W	10-0
Villanova	L	3-5
Rollins	W	6-0
Central Florida	W	6-5
Tennessee Tech	W	19-3
Cumberland	W	12-5
KENTUCKY	W	4-1
KENTUCKY	W	8-7
KENTUCKY	L	4-7
MEMPHIS	W	11-5
Western Kentucky	W	16-9
Florida	L	2-3
Florida	L	4-5
Florida	L	5-21
W. KENTUCKY	W	8-3
LIPSCOMB	W	19-16
GEORGIA	L	5-9
GEORGIA	L	2-3
GEORGIA	L	4-11
Belmont	W	21-0
TENNESSEE STATE	W	7-3
ST. MARY'S	W	10-9
TENNESSEE	W	3-1
TENNESSEE	W	5-0
TENNESSEE	W	7-2
Murray State	W	12-7
Tennessee State	W	12-8
MISSISSIPPI	W	8-2
MISSISSIPPI	W	16-2
Evansville	W	8-2
Evansville	W	10-0
Kentucky	W	5-3
Kentucky	L	2-17
Kentucky	L	2-4
Lipscomb	W	16-4
BELMONT	W	11-3
FLORIDA	W	4-0
FLORIDA	W	6-1
MTSU (Away)	W	7-4
AUSTIN PEAY	W	3-0
Georgia	L	5-9
Georgia	W	6-4
Georgia	W	15-4

## 1986 (25-29, 9-18)

**Coach: Roy Mewbourne**

William Carey	W	6-4
So. Mississippi	L	1-2
MTSU (Home)	W	10-5
TREVECCA	L	3-8
Clemson	L	2-12
Clemson	W	6-3
Rollins	L	3-10
St. Joseph's	W	31-8
Mississippi	L	3-6
Mississippi	L	0-2
Mississippi	L	1-12
TENN. WESLEYAN	W	12-5
CUMBERLAND	W	4-1
GEORGIA	W	9-0
GEORGIA	L	3-12
GEORGIA	L	7-12
EVANSVILLE	L	8-11
EVANSVILLE	L	10-13

EVANSVILLE	W	10-0
Mississippi State	L	2-9
Mississippi State	W	4-1
Mississippi State	W	8-4
BIRMINGHAM SO.	W	9-7
Trevecca	W	11-9
AUBURN	L	7-11
AUBURN	L	10-12
AUBURN	W	11-7
Western Kentucky	W	6-3
Lipscomb	L	2-8
TENNESSEE STATE	W	21-6
Kentucky	L	2-4
Kentucky	L	2-6
Kentucky	L	8-10
MURRAY STATE	W	8-6
LIPSCOMB	W	8-2
ALABAMA	W	9-3
ALABAMA	W	9-4
ALABAMA	W	8-7
S. MISSISSIPPI	L	3-7
S. MISSISSIPPI	L	3-5
Memphis State	L	1-9
Tennessee	W	9-6
Tennessee	L	1-6
Tennessee	L	2-11
BELMONT	W	12-0
Tennessee State	L	7-8
LSU (Home)	L	4-14
LSU (Home)	L	5-7
LSU (Home)	W	6-4
W. KENTUCKY	W	13-8
AUSTIN PEAY	W	8-4
Florida	L	2-4
Florida	L	2-3
Florida	L	0-11

## 1987 (27-25, 7-20)

**Coach: Roy Mewbourne**

Faulkner	W	11-10
Faulkner	W	13-2
MTSU (HOME)	W	11-2
TREVECCA	W	11-2
Penn State	W	5-4
Rollins	W	12-7
Eastern Michigan	W	6-1
TENNESSEE TEMP.	W	14-1
BELMONT	W	12-3
INDIANA STATE	L	7-10
MISSISSIPPI	L	3-5
MISSISSIPPI	W	4-3
MISSISSIPPI	W	8-7
MEMPHIS STATE	W	12-10
CUMBERLAND	W	11-7
Georgia	L	3-4
Georgia	W	14-9
Georgia	L	6-8
MURRAY STATE	L	7-9
MISSISSIPPI STATE	W	7-5
MISSISSIPPI STATE	L	3-9
MISSISSIPPI STATE	W	14-13
Evansville	L	1-8
Evansville	L	7-8
Auburn	L	2-3
Auburn	W	4-8
Auburn	L	7-14
Western Kentucky	W	11-5
Lipscomb	W	6-5
KENTUCKY	L	6-9
KENTUCKY	L	3-11
KENTUCKY	L	1-5
S.C. SPARTANBURG	W	14-3
Alabama	L	4-5
Alabama	L	3-9

Alabama	L	2-10
W. KENTUCKY	W	6-0
LIPSCOMB	W	8-6
TENNESSEE STATE	W	20-7
TENNESSEE	L	3-6
TENNESSEE	L	1-4
TENNESSEE	W	10-5
AUSTIN PEAY	W	12-11
TENNESSEE TECH	L	14-9
LSU (Away)	L	0-1
LSU (Away)	W	4-2
LSU (Away)	L	8-11
MTSU (Away)	W	8-3
FLORIDA	L	5-11
FLORIDA	L	2-9
FLORIDA	L	6-8

## 1988 (30-23, 11-16)

**Coach: Roy Mewbourne**

TREVECCA	L	5-6
Memphis St	L	6-7
Samford	W	7-3
UAB (Away)	W	4-3
TENNESSEE TECH	W	8-7
CUMBERLAND	W	9-5
AUBURN	W	2-0
AUBURN	W	5-4
AUBURN	L	3-10
Western Illinois	W	9-3
Valparaiso	W	14-6
Western Florida	W	8-7
Southern Mississippi	L	2-4
Southern Mississippi	W	5-3
EVANSVILLE	L	5-6
EVANSVILLE	L	3-4
Mississippi	L	2-4
Mississippi	W	5-4
Mississippi	W	8-7
CINCINNATI	W	11-5
CINCINNATI	W	7-6
GEORGIA	L	5-10
GEORGIA	L	4-11
GEORGIA	W	9-8
SAMFORD	W	18-9
Lipscomb	W	10-2
Mississippi State	L	0-4
Mississippi State	L	7-8
Mississippi State	W	18-9
W. KENTUCKY	W	6-5
UAB (Home)	W	14-5
Kentucky	L	3-7
Kentucky	L	10-12
Kentucky	L	4-6
MURRAY STATE	W	9-1
Western Kentucky	W	10-6
ALABAMA	W	8-4
ALABAMA	L	3-4
ALABAMA	W	27-8
CUMBERLAND	W	13-8
MTSU (Away)	L	8-9
Tennessee	L	1-4
Tennessee	W	9-0
Tennessee	L	9-10
Austin Peay	W	4-3
LIPSCOMB	L	2-4
LSU (Home)	W	5-4
LSU (Home)	W	3-2
LSU (Home)	L	1-5
MTSU (Home)	W	12-11
Florida	L	1-3
Florida	L	0-1
Florida	L	7-8

## 1989 (31-21-2, 11-15-1)

**Coach: Roy Mewbourne**

Faulkner	W	12-1
Faulkner	L	6-7
UAB (Away)	W	7-5
TENNESSEE TECH	W	5-2
CUMBERLAND	W	6-5
Auburn	W	6-1
Auburn	L	1-3
Auburn	L	5-8
Oklahoma	L	2-5
Notre Dame	W	11-2
Columbia	W	12-3
Indiana	L	7-10
BELMONT	W	13-7
SE MISSOURI	W	21-7
VALPARAISO	W	8-5
MISSISSIPPI	W	9-8
MISSISSIPPI	W	3-1
MISSISSIPPI	T	9-9
Austin Peay	W	7-6
Austin Peay	T	7-7
Georgia	L	0-8
Georgia	L	2-3
Georgia	W	9-5
TENNESSEE STATE	W	9-5
TREVECCA	L	7-8
MISSISSIPPI STATE	W	19-4
MISSISSIPPI STATE	L	5-8
MISSISSIPPI STATE	L	8-10
Evansville	W	8-4
Evansville	W	4-0
KENTUCKY	L	5-9
KENTUCKY	W	4-1
KENTUCKY	W	5-1
W. KENTUCKY	W	5-4
Belmont	W	16-2
UAB (Home)	W	12-2
Alabama	W	8-7
Alabama	L	3-6
Alabama	L	3-5
LIPSCOMB	W	20-6
Western Kentucky	W	9-7
MURRAY STATE	W	17-7
TENNESSEE	W	10-7
TENNESSEE	W	7-6
TENNESSEE	W	8-7
MTSU (Away)	L	3-12
MEMPHIS	W	16-5
LSU (Away)	L	4-8
LSU (Away)	L	10-12
LSU (Away)	W	9-2
MTSU (Home)	L	3-5
FLORIDA	L	4-8
FLORIDA	L	7-14
FLORIDA	L	3-9

# YEARLY RESULTS



## 1990 (28-30, 12-13)

**Coach: Roy Mewbourne**

TREVECCA	W	8-0
Armstrong State	L	1-10
Army	W	7-3
Louisville	W	8-7
AUSTIN PEAY	L	7-10
MURRAY STATE	W	5-1
Rice	L	3-4
New York Tech	W	11-2
Rice	L	0-5
Houston	L	4-12
Memphis	L	2-12
VALPARAISO	W	21-9
TENNESSEE	W	8-7
TENNESSEE	L	4-5
TENNESSEE	L	9-11
CINCINNATI	W	10-3
CINCINNATI	W	13-5
Florida	L	5-7
Florida	W	10-8
Florida	L	9-13
SAMFORD	L	4-16
Western Kentucky	L	7-9
INDIANA STATE	L	8-13
GEORGIA	W	5-1
GEORGIA	W	7-2
GEORGIA	L	11-12
W. KENTUCKY	L	7-9
Austin Peay	L	12-15
Kentucky	L	2-14
Kentucky	W	4-3
Kentucky	W	6-2
MTSU (Away)	L	6-9
UAB (Home)	L	4-6
AUBURN	L	5-15
AUBURN	W	8-2
EVANSVILLE	L	1-13
EVANSVILLE	W	4-2
Tennessee State	W	5-1
Mississippi State	W	4-2
Mississippi State	L	6-8
Mississippi State	L	4-12
MTSU (Home)	L	2-8
Lipscomb	W	10-6
TENNESSEE STATE	W	11-7
Mississippi	W	6-5
Mississippi	W	2-0
Mississippi	L	3-6
LSU (Home)	L	5-7
LSU (Home)	W	4-3
LSU (Home)	L	3-7
Murray State	W	15-11
UAB (Away)	W	1-0
Alabama	L	1-11
Alabama	W	6-2
Georgia*	W	6-3
Auburn*	W	4-3
LSU*	L	5-13
Mississippi State*	L	9-17

\* SEC Tournament

## 1991 (29-27, 8-19)

**Coach: Roy Mewbourne**

Samford	L	3-7
The Citadel	W	8-1
Wake Forest	W	7-6
Armstrong State	L	2-6
AUSTIN PEAY	W	7-4
TENNESSEE STATE	W	24-9
ANDERSON	W	15-6
ST. JOSEPH'S	W	4-1
BOSTON COLLEGE	W	23-13
Rollins	L	0-1
VALPARAISO	W	24-0
BELMONT	W	14-1
Tennessee	L	5-12
Tennessee	L	3-5
Tennessee	W	12-9
Tennessee State	L	0-9
BUTLER	W	9-0
BUTLER	W	6-5
BUTLER	W	11-5
FLORIDA	L	8-15
FLORIDA	L	2-8
FLORIDA	W	5-4
W. KENTUCKY	L	7-11
SAMFORD	W	15-2
TREVECCA	W	11-3
Georgia	L	3-8
Georgia	L	1-2
Georgia	L	6-7
Lipscomb	W	11-3
Western Kentucky	L	2-6
KENTUCKY	W	9-7
KENTUCKY	W	8-4
KENTUCKY	L	4-10
MTSU (Away)	W	9-6
UAB (Home)	W	6-2
Auburn	W	9-7
Auburn	L	1-3
Auburn	L	5-6
LIPSCOMB	L	7-10
Evansville	L	3-10
Evansville	W	2-0
MISSISSIPPI STATE	L	3-8
MISSISSIPPI STATE	L	3-8
MISSISSIPPI STATE	L	2-7
Austin Peay	W	19-5
MTSU (Home)	W	22-4
MISSISSIPPI	L	3-10
MISSISSIPPI	L	4-12
MISSISSIPPI	W	8-3
TENNESSEE TECH	W	6-5
LSU (Away)	L	5-21
LSU (Away)	L	5-8
LSU (Away)	W	11-6
UAB (Away)	L	2-7
ALABAMA	W	7-6
ALABAMA	L	4-11
ALABAMA	L	5-9

## 1992 (29-24-1, 11-12)

**Coach: Roy Mewbourne**

Samford	W	9-6
UAB (Away)	L	6-7
TREVECCA	W	14-4
South Carolina State	W	14-5
Armstrong State	L	3-9
The Citadel	L	1-3
Eastern Kentucky	L	1-4
Ball State	W	11-10
Mercer	W	14-1
CENTRAL FLORIDA	L	5-9
ROLLINS	L	5-10
INDIANA STATE	W	3-1

VALPARAISO	W	14-9
BUTLER	W	6-1
BUTLER	W	10-6
UAB (HOME)	W	9-6
Western Kentucky	L	3-6
MISSISSIPPI	L	3-13
MISSISSIPPI	W	4-3
SAMFORD	W	12-10
AUSTIN PEAY	T	3-3
Alabama	L	5-6
Alabama	W	4-3
Alabama	W	19-16
W. KENTUCKY	L	10-13
Memphis	L	2-9
Mississippi State	L	5-11
Mississippi State	L	6-10
Mississippi State	L	1-2
MTSU (Home)	W	5-4
AUSTIN PEAY	L	6-9
FLORIDA	L	10-11
FLORIDA	W	5-4
FLORIDA	W	6-4
EVANSVILLE	W	15-1
EVANSVILLE	W	5-1
SOUTH CAROLINA	L	1-21
SOUTH CAROLINA	L	5-7
SOUTH CAROLINA	L	7-18
MTSU (Away)	W	4-2
LIPSCOMB	W	12-6
Kentucky	W	8-6
Kentucky	W	6-4
Kentucky	L	2-13
TENNESSEE STATE	W	5-4
Tennessee	W	5-4
Tennessee	W	2-1
Tennessee	L	4-10
Austin Peay	W	11-8
GEORGIA	W	17-9
GEORGIA	W	2-1
GEORGIA	L	7-8
LSU*	L	2-7
South Carolina*	L	1-14


\* SEC Tournament

## 1993 (32-23-1, 11-15-1)

**Coach: Roy Mewbourne**

Samford	W	8-5
UAB (Away)	L	5-11
TREVECCA	W	10-3
Mercer	W	7-6
Mercer	W	15-3
Mercer	W	9-4
Hofstra	W	6-1
Central Florida	W	1-0
Rollins	W	10-4
St. Joseph's	W	4-3
LIPSCOMB	W	5-4
MURRAY STATE	W	10-6
MOREHEAD STATE	L	5-6
UT-MARTIN	W	11-5
MOREHEAD STATE	W	5-3
MICHIGAN STATE	L	17-22
MICHIGAN STATE	L	1-5
MICHIGAN STATE	L	8-17
W. KENTUCKY	W	17-3
Mississippi	L	1-2
Mississippi	W	4-3
Mississippi	W	11-8
Tennessee State	L	4-5
MEMPHIS	W	10-5
ALABAMA	L	4-6
ALABAMA	L	6-8
ALABAMA	W	7-5
SAMFORD	W	13-8
Austin Peay	L	4-12
MISSISSIPPI STATE	L	4-9
MISSISSIPPI STATE	W	10-8
MISSISSIPPI STATE	L	7-8
Florida	L	1-12
Florida	L	0-6
Florida	W	15-12
MTSU (Away)	W	10-4
South Carolina	L	1-6
South Carolina	L	0-4
South Carolina	W	8-7
MTSU (Home)	W	6-4
KENTUCKY	L	5-11
KENTUCKY	L	8-24
KENTUCKY	T	4-4
TENNESSEE STATE	W	5-2
Murray State	W	8-4
TENNESSEE	W	9-8
TENNESSEE	L	0-6
TENNESSEE	L	6-12
AUSTIN PEAY	W	7-4
W. KENTUCKY	L	10-11
Georgia	W	4-1
Georgia	W	7-2
Georgia	W	9-8
Tennessee*	L	4-7
South Carolina*	W	11-7
Tennessee*	L	5-11

\* SEC Tournament





# YEARLY RESULTS

## 1994 (28-30, 10-20)

**Coach: Roy Mewbourne**

E. MICHIGAN	W.	11-0
E. MICHIGAN	L.	5-6
Lipscomb	W.	11-6
MURRAY STATE	W.	6-4
VALPARAISO	W.	15-3
TREVECCA	W.	14-4
St. Bonaventure	W.	14-1
Illinois-Chicago	L.	6-7
Illinois-Chicago	W.	13-4
Central Florida	W.	7-3
St. Joseph's	W.	12-0
MOREHEAD STATE	W.	9-0
WEST VIRGINIA	W.	10-1
WEST VIRGINIA	L.	3-5
WEST VIRGINIA	L.	1-10
BUTLER	W.	4-0
LIPSCOMB	W.	19-7
W. KENTUCKY	W.	7-0
LSU (Away)	L.	4-10
LSU (Away)	L.	7-16
LSU (Away)	L.	3-4
Memphis	L.	1-6
TENNESSEE TECH	L.	2-4
ARKANSAS	L.	0-6
ARKANSAS	L.	7-12
ARKANSAS	L.	5-7
Austin Peay	L.	4-5
Auburn	L.	3-5
Auburn	L.	7-20
Auburn	L.	3-10
EVANSVILLE	W.	9-3
EVANSVILLE	W.	9-8
FLORIDA	L.	9-10
FLORIDA	L.	5-6
FLORIDA	W.	14-2
SAMFORD	W.	12-4
SOUTH CAROLINA	L.	6-8
SOUTH CAROLINA	L.	6-16
SOUTH CAROLINA	L.	7-9
MTSU (Away)	L.	9-10
AUSTIN PEAY	L.	5-9
Kentucky	W.	4-3
Kentucky	W.	10-5
Kentucky	L.	10-11
Tennessee	L.	2-8
Tennessee	L.	1-9
Tennessee	L.	6-10
UAB (Away)	L.	12-13
Western Kentucky	W.	9-1
GEORGIA	W.	15-11
GEORGIA	W.	8-7
GEORGIA	W.	10-5
Tennessee*	L.	12-20
Florida*	W.	15-7
Kentucky*	W.	15-6
Georgia*	W.	6-1
Tennessee*	W.	4-1
Tennessee*	L.	3-6

\* SEC Tournament

## 1995 (26-30, 8-19)

**Coach: Roy Mewbourne**

UAB (Away)	L.	2-6
SAMFORD	W.	19-4
MURRAY STATE	W.	18-4
Birmingham So.	W.	13-4
Samford	L.	2-3
UAB (Away)	L.	14-16
LIPSCOMB	W.	9-2
MARSHALL	W.	7-4
North Florida	L.	0-2
Illinois-Chicago	L.	0-5

Central Florida	L.	5-9
Xavier	L.	8-22
West Virginia	W.	11-6
TREVECCA	W.	9-5
EASTERN ILLINOIS	W.	3-2
MOREHEAD STATE	L.	1-3
MOREHEAD STATE	W.	13-3
ETSU (Home)	W.	7-2
ETSU (Home)	W.	10-1
LSU (Home)	L.	1-9
LSU (Home)	W.	6-4
LSU (Home)	L.	3-14
Austin Peay	W.	9-4
MEMPHIS	L.	3-5
Arkansas	L.	7-10
Arkansas	L.	5-15
Arkansas	W.	7-6
MTSU (Home)	W.	2-1
AUBURN	L.	3-15
AUBURN	L.	12-13
AUBURN	L.	5-11
Evansville	W.	7-5
Florida	L.	0-3
Florida	L.	8-9
Florida	L.	1-10
AUSTIN PEAY	W.	4-2
South Carolina	L.	3-4
South Carolina	L.	2-9
South Carolina	W.	3-0
MTSU (Away)	W.	8-3
LOUISVILLE	W.	13-0
KENTUCKY	L.	5-9
KENTUCKY	W.	8-2
KENTUCKY	L.	5-8
UT-MARTIN	L.	9-11
TENNESSEE	W.	7-6
TENNESSEE	L.	5-8
TENNESSEE	L.	3-16
Western Kentucky	L.	6-7
W. KENTUCKY	W.	12-1
Georgia	W.	11-6
Georgia	L.	5-6
Tennessee*	W.	9-4
Florida*	W.	4-2
Kentucky*	L.	6-9
Tennessee*	L.	3-4

\* SEC Tournament

## 1996 (29-25, 14-16)

**Coach: Roy Mewbourne**

TREVECCA	W.	9-5
MURRAY STATE	W.	10-6
PURDUE	L.	6-13
PURDUE	W.	10-6
PURDUE	W.	2-1
KENT.	L.	8-12
KENT.	W.	8-5
KENT.	L.	6-7
Tennessee Tech	L.	2-4
Xavier	L.	2-3
North Florida	W.	8-6
Central Florida	W.	5-3
West Virginia	L.	6-8
LSU (Home)	L.	0-15
LSU (Home)	W.	3-2
LSU (Home)	L.	4-14
WIS.-MILWAUKEE	W.	8-1
Arkansas	W.	5-2
Arkansas	L.	3-6
Arkansas	L.	11-16
Mississippi	L.	1-4
Mississippi	W.	8-6
Mississippi	W.	6-2
Austin Peay	L.	5-17



**Head Coach Roy Mewbourne retired following the 2002 season ending his Vanderbilt career as the school's all-time winningest coach.**

ALABAMA	W.	5-0
ALABAMA	L.	13-14
ALABAMA	L.	11-14
Western Kentucky	L.	2-3
Mississippi State	L.	4-8
Mississippi State	W.	6-4
Mississippi State	L.	3-9
MTSU (Away)	W.	5-2
AUSTIN PEAY	L.	4-5
Florida	W.	8-6
Florida	L.	3-9
Florida	W.	14-11
EVANSVILLE	W.	9-3
EVANSVILLE	W.	17-9
SOUTH CAROLINA	W.	10-6
SOUTH CAROLINA	W.	16-10
SOUTH CAROLINA	L.	7-8
Western Kentucky	L.	2-3
KENTUCKY	W.	11-0
KENTUCKY	W.	7-2
KENTUCKY	L.	7-17
MTSU (Home)	W.	7-6
Tennessee	L.	5-12
Tennessee	L.	3-7
Tennessee	L.	4-9
Memphis	W.	9-6
GEORGIA	W.	5-4
GEORGIA	L.	4-5
GEORGIA	W.	7-4
Mississippi State*	L.	5-8

\* SEC Tournament

## 1997 (31-24, 14-16)\*

**Coach: Roy Mewbourne**

\* Vanderbilt forfeited 30 games due to an ineligible player.

TREVECCA	W.	8-0
UAB (Home)	W.	6-5
SAMFORD	W.	7-4
UT-MARTIN	W.	8-3
INDIANA	L.	6-7
INDIANA	W.	17-5
IUPUI	W.	19-1
vs. Central Florida	L.	2-9
vs. South Alabama	L.	2-6
vs. Troy State	W.	7-5
UAB (Away)	W.	14-2
Samford	W.	7-6
LSU (Away)	L.	5-19
LSU (Away)	L.	7-8

LSU (Away)	L.	3-7
JACKSONVILLE ST.	L.	4-6
ARKANSAS	L.	4-13
ARKANSAS	W.	13-10
ARKANSAS	L.	5-18
MURRAY STATE	L.	8-9
MISSISSIPPI	W.	15-5
MISSISSIPPI	W.	13-6
MISSISSIPPI	W.	8-6
W. KENTUCKY	W.	10-5
Alabama	L.	2-8
Alabama	L.	3-6
Alabama	L.	2-14
Evansville	L.	8-12
Evansville	L.	4-5
MISSISSIPPI STATE	L.	5-15
MISSISSIPPI STATE	L.	13-25
MISSISSIPPI STATE	W.	7-6
Austin Peay	W.	11-5
W. Kentucky	W.	16-6
FLORIDA	W.	12-7
FLORIDA	W.	14-9
FLORIDA	W.	12-6
AUSTIN PEAY	W.	11-5
LIPSCOMB	W.	10-5
South Carolina	W.	15-9
South Carolina	L.	5-7
South Carolina	L.	9-10
TENNESSEE	L.	2-11
TENNESSEE	W.	10-9
TENNESSEE	W.	12-9
MTSU (Home)	W.	5-4
MTSU (Home)	W.	10-9
Kentucky	W.	11-10
Kentucky	W.	7-4
Kentucky	L.	2-3
Memphis	L.	4-6
Murray State	W.	15-3
Georgia	L.	5-9
Georgia	W.	6-2
Georgia	L.	2-5



# YEARLY RESULTS



## 1998 (25-28, 6-24)

**Coach: Roy Mewbourne**

LIPSCOMB	W	12-4
BELMONT	W	11-0
UAB (Away)	W	11-8
UAB (Home)	W	1-0
INDIANA	W	8-7
INDIANA	W	6-5
SAMFORD	W	14-5
KENT STATE	W	4-1
KENT STATE	W	9-3
KENT STATE	W	13-8
Samford	L	5-7
TENNESSEE TECH	W	21-15
KENTUCKY	W	14-2
KENTUCKY	W	7-5
KENTUCKY	L	9-13
VALPARAISO	W	16-7
Arkansas	L	3-5
Arkansas	L	4-10
Arkansas	W	9-4
YALE	W	4-0
Florida	L	1-12
Florida	L	1-8
Florida	L	1-6
Tennessee Tech	L	11-12
MURRAY STATE	W	14-13
GEORGIA	L	9-11
GEORGIA	L	15-18
GEORGIA	L	3-8
MTSU (Away)	W	13-10
Auburn	L	1-12
Auburn	L	6-8
Auburn	L	3-8
W. KENTUCKY	W	14-7
LSU (Home)	L	3-5
LSU (Home)	L	4-6
LSU (Home)	W	8-7
EVANSVILLE	W	9-6
EVANSVILLE	W	21-11
Mississippi	W	11-9
Mississippi	L	2-3
Mississippi	L	1-5
Western Kentucky	L	10-13
SOUTH CAROLINA	L	4-20
SOUTH CAROLINA	L	3-4
SOUTH CAROLINA	L	5-14
MTSU (Home)	W	12-6
ALABAMA	L	2-15
ALABAMA	W	11-6
ALABAMA	L	8-9
Austin Peay	L	8-9
Tennessee	L	6-12
Tennessee	L	10-11
Tennessee	L	6-14

## 1999 (22-33, 8-22)

**Coach: Roy Mewbourne**

UT-MARTIN	W	3-2
BELMONT	L	1-2
UAB (Home)	W	13-2
vs. Baylor	L	4-10
Houston	L	3-4
vs. Oklahoma	W	7-2
TENNESSEE TECH	W	11-6
PURDUE	W	13-5
PURDUE	W	11-6
PURDUE	W	10-7
BELMONT	W	7-6
vs. W. Virginia	W	9-2
vs. Northwestern	L	6-7
vs. Wake Forest	L	2-3
UAB (Away)	L	7-12
Kentucky	W	3-2
Kentucky	W	9-4
Kentucky	L	1-4
ROCKHURST	L	5-8
AUBURN	L	2-4
AUBURN	L	5-6
AUBURN	L	2-8
Tennessee Tech	W	12-8
Western Kentucky	W	7-4
South Carolina	L	8-15
South Carolina	L	2-12
South Carolina	L	2-3
MISSISSIPPI	L	6-7
MISSISSIPPI	L	5-13
MISSISSIPPI	W	11-8
Evansville	L	9-10
Evansville	W	11-2
LSU (Away)	W	11-2
LSU (Away)	L	2-10
LSU (Away)	L	2-9
MEMPHIS	L	4-6
MTSU (Away)	W	5-3
ARKANSAS	W	6-5
ARKANSAS	L	2-5
ARKANSAS	L	7-10
MTSU (Home)	L	9-12
Austin Peay	L	6-9
Georgia	W	14-5
Georgia	L	1-9
Georgia	L	10-11
FLORIDA	L	4-5
FLORIDA	L	6-17
FLORIDA	L	7-10
AUSTIN PEAY	W	7-6
Alabama	L	3-9
Alabama	L	13-22
Alabama	L	5-14
TENNESSEE	W	5-3
TENNESSEE	L	4-12
TENNESSEE	W	9-8

## 2000 (21-33, 5-24)

**Coach: Roy Mewbourne**

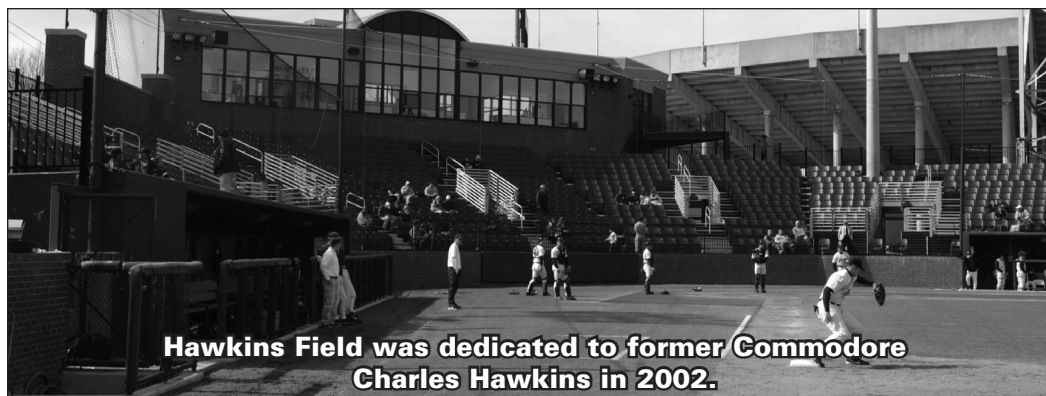
BELMONT	L	4-7
PURDUE	W	6-2
PURDUE	L	1-4
PURDUE	L	3-4
UAB (Home)	W	6-4
LOUISVILLE	W	18-5
LOUISVILLE	W	6-5
LOUISVILLE	W	9-5
SAMFORD	L	7-13
Troy State	W	8-5
vs. Connecticut	W	8-2
Troy State	W	16-11
Samford	L	2-3
UAB	L	2-12
Mississippi State	L	5-7
Mississippi State	L	7-10
Mississippi State	L	0-8
YALE	W	22-5
VALPARAISO	W	12-1
LSU (Home)	L	0-6
LSU (Home)	L	4-17
Memphis	L	1-5
Mississippi	L	0-4
Mississippi	L	5-7
Mississippi	W	3-2
Belmont	W	21-5
Austin Peay	W	5-3
Florida	W	7-4
Florida	L	2-5
Florida	L	6-10
Austin Peay	L	10-13
W. Kentucky	W	9-3
Georgia	L	7-15
Georgia	W	10-7
Georgia	W	14-13
EVANSVILLE	W	10-3
SOUTH CAROLINA	L	5-14
SOUTH CAROLINA	L	1-2
SOUTH CAROLINA	L	3-7
MTSU (Away)	L	8-9
Auburn	L	1-5
Auburn	W	9-8
Auburn	L	8-10
W. KENTUCKY	W	16-10
ALABAMA	L	2-11
ALABAMA	L	4-10
ALABAMA	L	4-14
MTSU (Home)	W	9-4
Tennessee	L	4-6
Tennessee	L	5-15
Tennessee	L	1-3
KENTUCKY	L	5-9
KENTUCKY	L	3-7
KENTUCKY	L	1-11

## 2001 (24-31, 9-21)

**Coach: Roy Mewbourne**

BELMONT	W	5-3
UT-Martin	W	5-0
Birmingham So.	L	3-7
UAB (Home)	W	4-3
Bradley	L	4-6
Bradley	W	14-3
Bradley	W	10-9
at Belmont	W	7-1
Tenn. TECH	W	10-3
St. John's*	W	7-2 (10)
Purdue*	W	19-2
Troy State *	W	3-1
UAB (Away)	L	1-6
Samford	L	2-3
Alabama	W	12-4
Alabama	L	4-16
Alabama	W	7-6 (10)
Tenn. Tech	W	9-7
Mississippi State	W	4-3
Mississippi State	L	2-7
Mississippi State	W	3-2
Samford	L	1-9
South Carolina	L	1-4
South Carolina	L	1-7
South Carolina	L	1-13
Austin Peay	L	5-7
Western Ky.	W	6-5
Florida	L	6-9 (10)
Florida	L	0-1
Florida	L	5-9
Middle Tennessee	L	3-19
Auburn	L	2-12
Auburn	L	11-18
Auburn	W	8-6
Evansville	L	4-22
Evansville	L	3-10
Kentucky	L	4-6
Kentucky	W	10-8
Kentucky	L	1-7
Memphis	W	10-6
LSU (Away)	W	7-5
LSU (Away)	L	2-7
LSU (Away)	L	2-18
Treveca	W	6-5
Ole Miss	L	6-17
Ole Miss	L	8-9
Ole Miss	W	7-3
Austin Peay	L	3-9
Georgia	L	4-5
Georgia	L	5-6 (13)
Georgia	L	6-7
Middle Tenn.	W	9-8
Tennessee	W	12-8
Tennessee	L	8-11 (10)
Tennessee	L	3-5 (11)

\* Wiregrass Baseball Classic; Dothan, Ala.



**Hawkins Field was dedicated to former Commodore Charles Hawkins in 2002.**



# YEARLY RESULTS

## 2002 (24-27, 7-21)

**Coach: Roy Mewbourne**

TENNESSEE TECH	W.	6-4
WEST VIRGINIA	W.	7-6
WEST VIRGINIA	W.	10-5
LIPSCOMB	W.	6-3
Louisville	L.	1-6
Louisville	L.	3-12
Louisville	W.	6-5
CONNECTICUT	W.	11-5
IOWA	W.	2-1
Campbell*	W.	7-3
at Central Florida	W.	7-2
at Central Florida	L.	3-4 (11)
Temple#	W.	10-6
BELMONT	W.	10-7
at LSU	L.	0-6
at LSU	W.	9-2
at LSU	W.	8-7
GEORGIA	L.	4-14
GEORGIA	L.	7-9
GEORGIA	L.	3-11
Tennessee Tech	L.	7-12
ARKANSAS	W.	4-3
Western Kentucky	L.	6-13
Ole Miss	L.	0-9
Ole Miss	L.	1-6
Ole Miss	L.	9-10 (10)
Austin Peay	W.	6-5
SOUTH CAROLINA	L.	5-7
SOUTH CAROLINA	L.	1-10
SOUTH CAROLINA	L.	13-20
Evansville	W.	5-4
Evansville	W.	14-3 (5)
Florida	L.	7-13
Florida	L.	7-8
Florida	L.	3-7
MIDDLE TENN.	W.	5-2
Mississippi St.	L.	4-6
Mississippi St.	L.	4-12
Mississippi St.	W.	4-0

AUSTIN PEAY	L.	0-5
Auburn	L.	5-6
Auburn	L.	5-6
Auburn	L.	6-7 (10)
Western Ky.	W.	10-9
KENTUCKY	W.	3-1
KENTUCKY	L.	7-19
KENTUCKY	W.	17-4
Middle Tennessee	W.	4-3 (10)
Tennessee	L.	4-5 (12)
Tennessee	W.	7-5
Tennessee	L.	9-10
* Jacksonville, Fla.		
# Orlando, Fla.		

## 2003 (27-28, 14-16)

**Coach: Tim Corbin**

Old Dominion#	L.	0-2
The Citadel#	L.	4-3
ETSU	W.	5-4
CINCINNATI	W.	5-4
CINCINNATI	W.	3-1
CINCINNATI	L.	2-7
BELMONT	L.	0-1
TREVECCA	W.	4-0
RUTGERS	W.	3-2(12)
KENT STATE	L.	4-6
KANSAS	L.	2-4
Central Michigan\$	W.	19-2
Jacksonville	W.	5-2(11)
Michiagn State\$	W.	5-4
Notre Dame\$	L.	1-3(10)
Lipscomb	W.	6-5
Mississippi State	L.	4-5 (13)
Mississippi State	W.	4-3
Mississippi State	L.	1-9
Lipscomb	W.	5-2
OLE MISS	W.	2-1(11)
OLE MISS	L.	0-3
OLE MISS	L.	1-3
South Carolina	L.	0-2

South Carolina	L.	7-11(10)
South Carolina	L.	3-8
Western Kentucky	L.	4-11
Florida	W.	2-1
Florida	W.	4-2
Florida	W.	4-1
Evansville	L.	7-12
Arkansas	W.	6-4
Arkansas	L.	7-17
Arkansas	L.	5-8
Middle Tennessee	L.	5-9
LSU	W.	4-2
LSU	W.	5-4(10)
LSU	L.	2-9
AUSTIN PEAY	W.	3-2(11)
AUBURN	W.	7-4
AUBURN	L.	4-7
AUBURN	W.	3-0
Georgia	L.	2-4
Georgia	L.	2-3
Georgia	L.	1-4
Western Ky.	W.	4-0PG
Kentucky	W.	7-5
Kentucky	L.	1-5
Kentucky	L.	5-6(10)
MIDDLE TENN	L.	2-4
TENNESSEE	W.	7-4
TENNESSEE	W.	9-1
TENNESSEE	W.	6-5
Auburn*	L.	1-3
South Carolina*	L.	2-3
#ESPN Radio Shootout (Charleston, S.C.)		
\$ - Kennel Club Classic (Jacksonville, Fla.)		

## 2004 (45-19, 16-14)

**Coach: Tim Corbin**

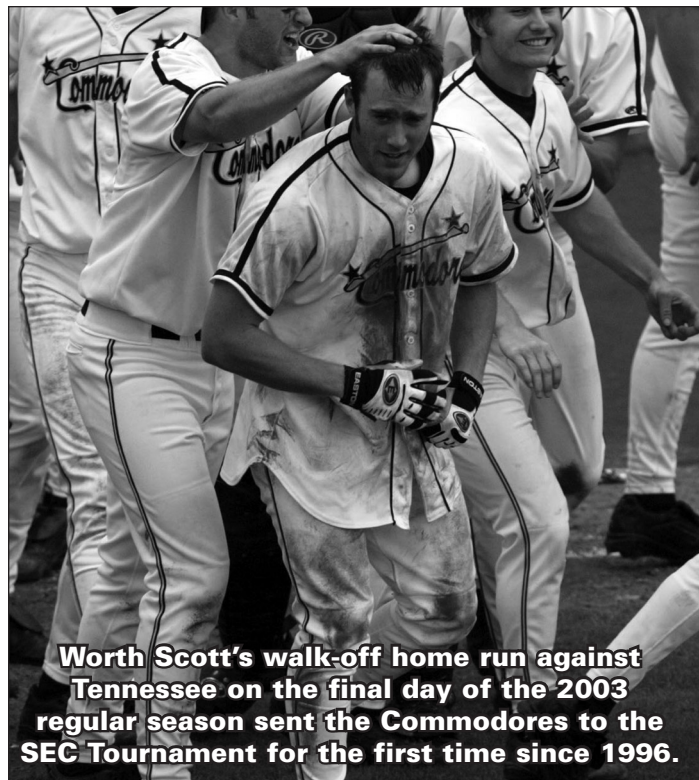
SOUTHERN ILLINOIS	W.	12-6
SOUTHERN ILLINOIS	W.	10-8
SOUTHERN ILLINOIS	W.	15-0
LIPSCOMB	W.	7-0
MARYLAND	W.	8-0
ARKANSAS STATE	W.	12-2
PURDUE	W.	3-2
WESTERN KENT.	L.	9-10
CINCINNATI	W.	8-2
CINCINNATI	W.	9-1
CINCINNATI	W.	11-2
Austin Peay	W.	7-4
Baylor	L.	0-12
Baylor	W.	1-0
Baylor	W.	11-7
UT-MARTIN	W.	6-5
Ole Miss*	L.	4-5
Ole Miss*	L.	5-6
Ole Miss*	L.	1-3
MOREHEAD ST	W.	9-4
GEORGIA*	W.	4-3
GEORGIA*	W.	8-4
GEORGIA*	W.	12-8
BELMONT	W.	3-0
AUSTIN PEAY	W.	7-4
#6SOUTH CAROLINA*	W.	6-2
#6SOUTH CAROLINA*	L.	3-6
#6SOUTH CAROLINA*	L.	4-10
Evansville	W.	10-7
Alabama	W.	6-5
Alabama	L.	1-3
Alabama	W.	3-2
EVANSVILLE	W.	7-4
#21ARKANSAS	L.	3-6
#21ARKANSAS	L.	4-9
#21ARKANSAS	W.	14-8
Middle Tennessee	W.	6-3
#19Florida	L.	3-5

#19Florida	L.	2-4
#19Florida	L.	2-3
Lipscomb	W.	12-1
MISSISSIPPI STATE	W.	7-2
MISSISSIPPI STATE	W.	5-1
MISSISSIPPI STATE	W.	5-4
#16Tennessee	L.	3-5
#16Tennessee	W.	2-0
#16Tennessee	W.	3-2
SAMFORD	W.	8-0
#5Louisiana State	L.	2-3
#5Louisiana State	L.	6-7
#5Louisiana State	W.	8-0
MIDDLE TENNESSEE	W.	6-1
KENTUCKY	W.	9-1
KENTUCKY	W.	8-6
KENTUCKY	W.	11-5
^Georgia	W.	6-0
^Florida	W.	3-0
^Florida	W.	6-5
^South Carolina	L.	2-3
!George Mason	W.	7-3
!Princeton	W.	11-1
!Virginia	W.	7-3
+Texas	L.	3-15
+Texas	L.	2-10
*SEC game		
^ SEC Tournament (Birmingham, Ala.)		
! NCAA Tournament Regional, Charlottesville, Va. +NCAA Super Regional, Austin, Texas		

## 2005 (34-21, 13-17)

**Coach: Tim Corbin**

VMI.	W.	4-3
VMI.	W.	5-2
UT-MARTIN	W.	12-5
BOSTON COLLEGE	W.	6-5
ILLINOIS STATE	W.	2-1
CONNECTICUT	W.	3-0
at Lipscomb	W.	9-3
BALL STATE	W.	6-2
BALL STATE	W.	7-1
BALL STATE	W.	4-0
OAKLAND	W.	8-3
LIPSCOMB	W.	11-1
BAYLOR	L.	4-9
BAYLOR	L.	5-16
BAYLOR	L.	1-4
MURRAY STATE	W.	5-2
at Mississippi State*	W.	10-3
at Mississippi State*	L.	3-5
at Mississippi State*	L.	1-5
TENNESSEE TECH	W.	4-2
ALABAMA*	W.	1-0
ALABAMA*	W.	4-3
ALABAMA*	L.	8-10
JACKSONVILLE ST	W.	14-5
OLE MISS*	L.	2-6
OLE MISS*	W.	7-4
OLE MISS*	W.	7-2
at Arkansas*	L.	5-6
at Arkansas*	L.	4-5
at Arkansas*	L.	0-3
WESTERN KENT.	W.	9-6
at South Carolina*	W.	11-3
at South Carolina*	W.	2-1
at South Carolina*	L.	4-7
BELMONT	W.	4-1
at Western Kentucky	W.	10-6
TENNESSEE*	L.	4-8
TENNESSEE*	W.	2-1
TENNESSEE*	W.	6-4
at Middle Tennessee	W.	9-3



**Worth Scott's walk-off home run against Tennessee on the final day of the 2003 regular season sent the Commodores to the SEC Tournament for the first time since 1996.**

# YEARLY RESULTS



**The 2007 team set a school record with 54 wins, winning the SEC regular season and tournament championships.**

LSU*	W	9-4
LSU*	L	3-9
LSU*	L	0-3
at Georgia*	L	3-4
at Georgia*	W	6-5
at Georgia*	L	2-6
MTSU	L	4-6
at Kentucky*	W	8-0
at Kentucky*	L	5-6
at Kentucky*	W	11-7
at Ohio University	W	13-4
at Ohio University	W	3-0
FLORIDA*	L	4-5
FLORIDA*	L	1-2
FLORIDA*	L	3-6

\* = Conference game  
( ) extra inning game


## 2006 (38-27, 16-14)

**Coach: Tim Corbin**

vs. San Diego	L	0-10
at USC	W	6-2
vs. Kansas	L	2-5
Tennessee Tech	W	9-5
Pittsburgh	W	2-1
Kent State	L	1-2
Kansas	L	3-4
Murray State	W	7-1
Ball State	L	2-3
Ball State	W	7-6
Ball State	W	6-1
Creighton	L	4-5
Brown	W	9-5
Brown	W	11-4
Brown	W	8-7
Butler	W	14-6
Butler	W	8-2
at Ole Miss*	W	7-6
at Ole Miss*	L	1-5
at Ole Miss*	W	5-0
Belmont	W	7-0
Auburn*	W	2-0
Auburn*	W	9-1
Auburn*	W	5-2
at Western Kentucky	L	4-6
at Florida*	W	6-0
at Florida*	L	4-6
at Florida*	W	16-2
at Austin Peay	W	6-2
Arkansas*	W	7-1
Arkansas*	L	3-5
Arkansas*	L	3-4
Western Kentucky	W	15-1
at Lipscomb	W	16-3

Georgia*	L	7-9
Georgia*	W	5-4
Georgia*	W	11-3
at Middle Tennessee	L	8-13
at Alabama*	L	3-9
at Alabama*	L	7-14
at Alabama*	L	5-6
Austin Peay	W	7-2
Kentucky*	W	8-6
Kentucky*	L	9-11
Kentucky*	L	9-12
at Tennessee*	L	3-13
at Tennessee*	L	3-5
at Tennessee*	W	6-4
Lipscomb	L	8-11
at LSU*	L	3-4
at LSU*	W	19-4
at LSU*	W	8-4
Middle Tennessee	W	4-1
South Carolina*	W	8-7
South Carolina*	W	10-6
South Carolina*	L	3-6
vs. Georgia^	W	9-4
vs. South Carolina^	W	11-1
vs. Georgia^	L	4-5
vs. Georgia^	W	11-1
vs. Ole Miss^	L	3-9
vs. Michigan!	W	5-2
vs. Georgia Tech!	L	3-7
vs. Michigan!	W	5-4
vs. Georgia Tech!	L	4-8

\*SEC game



**David Price won several national and SEC awards for his stellar 2007.**

^ SEC Tournament (Hoover, Ala.)  
! NCAA Regional, Atlanta, Ga.

## 2007 (54-13, 22-8)

**Coach: Tim Corbin**

vs. Rice	W	7-3
vs. Arizona State	W	7-6 (10)
vs. Baylor	W	7-4
Ohio	W	10-1
Ohio	W	11-1
Ohio	W	5-1
Lipscomb	W	16-7
Pittsburgh	W	4-3
Ball State	W	15-3
Boston College	W	7-6
Austin Peay	W	8-0
Xavier	W	3-2
Xavier	W	10-3
Xavier	W	9-0
at Western Kentucky	W	6-4
Illinois-Chicago	W	2-1
Illinois-Chicago	W	1-0
Illinois-Chicago	W	14-5
Ole Miss*	W	3-2
Ole Miss*	L	1-6
Ole Miss*	W	7-6
Western Kentucky	W	15-2
at Arkansas*	L	7-8
at Arkansas*	W	6-3
at Arkansas*	L	3-8
Middle Tennessee	W	14-2
at South Carolina*	W	4-3
at South Carolina*	W	12-1
at South Carolina*	L	2-8
at Austin Peay	W	4-1
Alabama*	W	3-0
Alabama*	W	4-2
Alabama*	L	3-5
Belmont	W	7-6
at Kentucky*	W	10-8
at Kentucky*	W	9-4
at Kentucky*	L	6-8
at Lipscomb	L	3-5
at Middle Tennessee	L	8-11
Tennessee	W	3-1
Tennessee*	W	4-3
Tennessee*	W	7-6
Tennessee Tech	W	12-10
Florida*	W	10-1
Florida*	W	17-6
Florida*	W	13-5
at Georgia*	W	8-5
at Georgia*	L	0-7
at Georgia*	W	15-4
at Auburn*	W	10-5
at Auburn*	W	6-5
at Auburn*	L	4-5
LSU*	W	4-1
LSU*	W	6-2
LSU*	W	6-2
Tennessee!	L	4-6
vs. Mississippi State!	W	3-2
vs. Tennessee!	W	15-2
vs. Ole Miss!	W	13-1
vs. Ole Miss!	W	7-6
vs. Arkansas!	W	7-4
Austin Peay\$	W	2-1 (11)
Michigan\$	L	3-4
Austin Peay\$	W	11-5
Michigan\$	W	10-7
Michigan\$	L	3-4 (10)

\*SEC game

! SEC Tournament (Hoover, Ala.)

\$ NCAA Regional, Nashville, Tenn.

## 2008 (41-22, 15-14)

**Coach: Tim Corbin**

vs. Oregon State	W	8-1
at Arizona State	L	6-18
vs. Miami	W	4-3
Evansville	W	4-3
Kansas	W	7-1
Iowa	L	3-6
Xavier	W	17-3
Louisville	W	17-6
Illinois-Chicago	L	1-2
Illinois-Chicago	W	5-4
Illinois-Chicago	W	9-3
Western Carolina	W	5-3
Western Carolina	W	11-4
South Carolina*	W	4-3 (13)
South Carolina*	L	7-16
South Carolina*	W	10-4
Lipscomb	W	12-4
at Alabama*	W	2-1
at Alabama*	L	7-9
at Alabama*	L	3-10
Belmont	W	7-3
Middle Tennessee	W	12-10 (12)
Arkansas*	W	6-5 (12)
Arkansas*	W	6-2
SE Missouri	L	8-12
at Middle Tennessee	W	6-5
at Ole Miss*	L	6-7
at Ole Miss*	L	0-8
at Ole Miss*	L	6-11
Western Kentucky	W	5-1
Austin Peay	W	8-1
at Mississippi State*	W	15-8
at Mississippi State*	W	16-0
at Mississippi State*	W	4-3
at Lipscomb	W	8-1
at Western Kentucky	W	5-1
Auburn*	L	3-6
Auburn*	W	8-2
Auburn*	W	9-5
at Austin Peay	W	9-8
at Belmont	W	10-7
Kentucky*	W	3-2
Kentucky*	L	2-6
Kentucky*	L	1-3
at Tennessee*	W	8-5
at Tennessee*	W	9-2
at Tennessee*	W	10-8
vs. Memphis	W	8-0
Tennessee Tech	W	7-2
Georgia*	W	13-7
Georgia*	L	2-4 (10)
Georgia*	L	10-12
at Florida*	W	6-8
at Florida*	L	4-5
at Florida*	L	12-13 (11)
vs. Florida!	W	7-3
vs. LSU!	L	2-8
vs. South Carolina!	W	7-5
vs. Ole Miss!	W	7-4
vs. Ole Miss!	L	7-8
vs. Oklahoma\$	L	5-8
vs. Stony Brook\$	W	9-4
vs. Oklahoma\$	L	10-11

\*SEC game

! SEC Tournament (Hoover, Ala.)

\$ NCAA Regional, Tempe, Ariz.





# YEARLY RESULTS

## 2009 (37-27, 12-17)

**Coach: Tim Corbin**

at Stanford	L	5-6 (10)
at Stanford	W	12-9
at Stanford	L	5-6
at Cal	L	3-4
Western Kentucky	W	10-7
Vermont	W	7-2
Vermont	W	14-3
Vermont	W	14-1
Lipscomb	W	10-3
Illinois-Chicago	L	2-3
Illinois-Chicago	W	6-1
Illinois-Chicago	W	5-4
Illinois-Chicago	W	12-7
at Lipscomb	W	22-4
Ole Miss*	L	3-9
Ole Miss*	L	1-6 (7)
Ole Miss*	W	7-6 (7)
South Alabama	W	7-4
Belmont	W	11-4
at Kentucky*	L	1-3
at Kentucky*	L	2-6
at Kentucky*	W	4-2
Austin Peay	W	10-5
Wright State	W	4-0
at Auburn*	W	12-3
at Auburn*	L	3-5
at Auburn*	L	10-11
at Belmont	L	6-15
Florida*	L	4-8
Florida*	W	4-3
Florida*	W	16-9
at Middle Tennessee	L	0-8
at Arkansas*	W	9-0
at Arkansas*	W	13-6
Middle Tennessee	W	15-7
Morehead State	W	8-0
Alabama*	L	4-10
Alabama*	L	3-7
Alabama*	L	6-7
at Austin Peay	L	8-9
at Louisville	W	4-3 (10)
Mississippi State*	W	8-6
Mississippi State*	W	10-4
Mississippi State*	W	11-3
at South Carolina*	L	5-8
at South Carolina*	L	5-14
at South Carolina*	L	3-11
Belmont	W	8-6


Belmont	W	3-0
at Georgia*	W	10-2
at Georgia*	W	9-2
at Georgia*	L	3-4
Tennessee*	L	6-8
Tennessee*	L	6-7 (10)
Tennessee*	L	7-9 (10)
vs. LSU!	W	4-1
vs. South Carolina!	W	5-4
vs. Arkansas!	W	11-1 (7)
vs. LSU!	W	2-6
vs. Middle Tennessee\$	L	4-5
vs. Indiana\$	W	10-0
vs. Middle Tennessee\$W	W	6-0
at Louisville\$	W	8-4
at Louisville\$	L	3-5

\*SEC game  
! SEC Tournament (Hoover, Ala.)  
\$ NCAA Regional, Louisville, Ky.

## 2010 (46-20, 16-12)

**Coach: Tim Corbin**

vs. Niagara	W	9-0
vs. Niagara	W	16-2
vs. Niagara	W	21-3
vs. Austin Peay	W	2-1 (11)
at UCLA#	L	2-9
at USC#	W	10-1
vs. Oklahoma State#	W	7-6
vs. Tennessee Tech	W	10-1
vs. Kent State	W	7-1
vs. Illinois State	W	9-2
vs. Indiana	W	6-5 (11)
vs. UT-Martin	W	9-1
vs. Ohio	W	14-3
vs. Ohio	W	7-4
vs. Ohio	W	5-1
vs. Western Kentucky	L	2-17
at Western Kentucky	W	17-6
at Alabama*	L	1-4
at Alabama*	L	2-8
at Alabama*	W	5-4
vs. Lipscomb	W	10-4
vs. Wright State	W	18-2
vs. Kentucky*	W	7-0
vs. Kentucky*-1	W	2-1
vs. Kentucky*-2	W	9-8
vs. Wofford	W	7-2
vs. Wofford	W	10-7
at Florida*	L	2-3

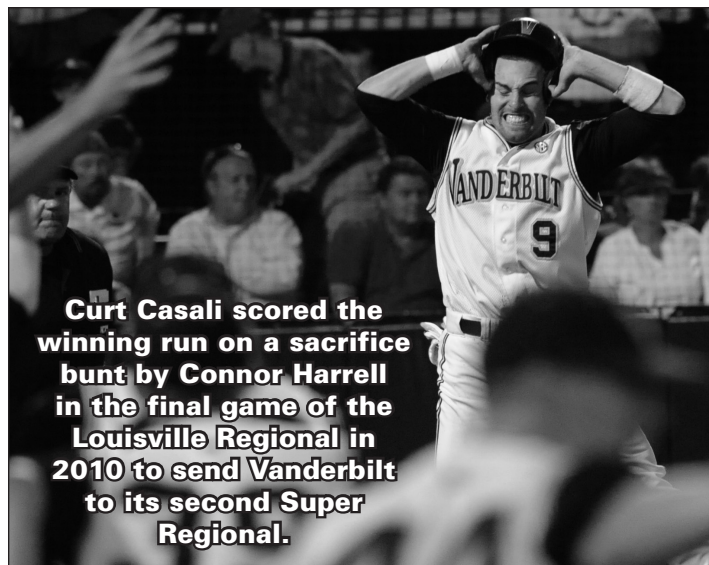


**The Commodores celebrated the school's first-ever trip to the College World Series after a sweep of Oregon State at Hawkins Field in 2011.**

at Florida*	L	3-7
at Florida*	W	7-0
vs. Belmont	W	12-5
vs. South Carolina*	L	2-3
vs. South Carolina*	W	8-2
vs. South Carolina*	L	0-2
vs. Middle Tennessee	W	1-0
vs. Auburn*	W	11-6
vs. Auburn*	L	2-12
vs. Auburn*	W	3-2
at Lipscomb	W	13-10
at Middle Tennessee	W	11-10
at Tennessee*	W	10-1
at Tennessee*-1	L	2-4 (11)
at Tennessee*-2	L	3-4 (7)
at Austin Peay	L	4-5
vs. Georgia*	W	17-5
at LSU*	L	15-16 (10)
at LSU*	W	6-2
at LSU*	W	4-3
vs. Louisville	W	11-10 (17)
at Mississippi State*	W	13-8
at Mississippi State*	W	13-7 (10)
at Mississippi State*	W	14-4
vs. Arkansas*	W	4-3
vs. Arkansas*	L	3-4
vs. Arkansas*	L	5-7
Arkansas!	W	2-0
LSU!	L	5-7
Florida!	L	2-5
vs. Illinois State\$	W	8-7 (13)
Louisville\$	L	1-7
Illinois State\$	W	10-4
Louisville\$	W	7-0
Louisville\$	W	3-2 (10)
Florida State+	L	8-9
Florida State+	W	6-2
Florida State+	L	6-7

\*SEC game  
# Dodgertown Classic (Los Angeles, Calif.)  
! SEC Tournament (Hoover, Ala.)  
\$ NCAA Regional, Louisville, Ky.  
+NCAA Super Regional, Tallahassee, Fla.

at San Diego State	W	7-3
at San Diego	W	3-1
at San Diego	W	7-3
vs. Belmont	W	6-2
vs. Stanford	W	2-1
vs. Stanford	W	8-7
vs. Stanford	L	5-2
vs. Western Kentucky	W	6-5
vs. Brown	W	3-1
vs. Brown	W	6-5
vs. Brown	W	6-3 (7)
vs. Wofford	W	12-1
vs. Kennesaw State	W	9-5
vs. Illinois-Chicago	W	5-1
vs. Illinois-Chicago	W	9-8 (10)
vs. Illinois-Chicago	W	2-1
vs. Purdue	W	9-0
vs. Mississippi State*	W	10-0
vs. Mississippi State*	W	4-0
vs. Mississippi State*	L	9-8
vs. Tennessee Tech	W	11-2
at Arkansas*	L	2-1
at Arkansas*	W	4-1
at Arkansas*	W	2-1
vs. Tennessee-Martin	W	10-3
at Auburn*	W	11-6
at Auburn*	W	11-2
at Auburn*	W	6-2
vs. MTSU	W	9-1
vs. Alabama*	W	11-3
vs. Alabama*	W	7-0
vs. Alabama*	W	11-6
at MTSU	W	1-0
at South Carolina*	L	3-1
at South Carolina*	W	6-4
at South Carolina*	L	5-3
vs. LSU*	W	11-3
vs. LSU*	W	10-1
vs. LSU*	W	10-7
vs. Tennessee*	W	10-1
vs. Tennessee*	W	10-1
vs. Tennessee*	W	19-3
at Kentucky*	L	2-0
at Kentucky*	W	10-3
at Kentucky*	W	6-3
at Louisville	W	5-1
vs. Florida*	L	6-5
vs. Florida*	W	14-1
vs. Florida*	L	6-3 (12)



**Curt Casali scored the winning run on a sacrifice bunt by Connor Harrell in the final game of the Louisville Regional in 2010 to send Vanderbilt to its second Super Regional.**

# YEARLY RESULTS



at Georgia\* ..... L ..... 5-4  
 at Georgia\* ..... W ..... 9-3  
 at Georgia\* ..... W ..... 17-7  
 Georgia! ..... W ..... 10-0 (7)  
 South Carolina! ..... W ..... 7-2  
 Arkansas! ..... W ..... 3-2  
 Florida! ..... L ..... 5-0  
 Belmont\$ ..... W ..... 10-0  
 Troy\$ ..... W ..... 10-2  
 Belmont\$ ..... W ..... 6-1  
 Oregon State+ ..... W ..... 11-1  
 Oregon State+ ..... W ..... 9-3  
 North Carolina% ..... W ..... 7-3  
 Florida% ..... L ..... 3-1  
 North Carolina% ..... W ..... 5-1  
 Florida% ..... L ..... 6-4  
 \* SEC game  
 ! SEC Tournament (Hoover, Ala.)  
 \$ NCAA Regional (Nashville, Tenn.)  
 + NCAA Super Regional (Nashville, Tenn.)  
 % College World Series (Omaha, Neb.)

## 2012 (35-28, 16-14)

**Coach: Tim Corbin**

at Stanford ..... L ..... 8-3  
 at Stanford ..... L ..... 9-5  
 at Stanford ..... L ..... 18-5  
 vs. Oakland ..... W ..... 11-4  
 vs. Oregon ..... L ..... 4-2  
 vs. Oregon ..... L ..... 7-2  
 vs. Oregon ..... L ..... 7-6  
 vs. La. Tech ..... L ..... 9-3  
 vs. Rhode Island ..... W ..... 9-4  
 vs. Rhode Island ..... W ..... 8-0  
 vs. Rhode Island ..... W ..... 12-8  
 at Belmont ..... L ..... 6-5  
 vs. San Diego ..... W ..... 7-0  
 vs. San Diego ..... L ..... 2-1  
 vs. San Diego ..... L ..... 9-7  
 vs. Siena ..... W ..... 12-2  
 vs. Siena ..... W ..... 11-4  
 at Florida\* ..... L ..... 10-2  
 at Florida\* ..... L ..... 5-1  
 at Florida\* ..... L ..... 8-2  
 vs. Evansville ..... L ..... 5-3  
 vs. Georgia\* ..... L ..... 1-0  
 vs. Georgia\* ..... W ..... 5-4  
 vs. Georgia\* ..... W ..... 5-3  
 vs. Tennessee Tech ..... W ..... 6-0  
 vs. South Carolina\* ..... L ..... 8-3  
 vs. South Carolina\* ..... W ..... 12-4  
 vs. South Carolina\* ..... L ..... 6-4 (13)  
 vs. UT-Martin ..... W ..... 16-2  
 at Mississippi State\* ..... L ..... 7-4  
 at Mississippi State\* ..... W ..... 4-3 (12)  
 at Mississippi State\* ..... L ..... 7-4  
 vs. Belmont ..... W ..... 7-0  
 vs. Auburn\* ..... W ..... 5-4  
 vs. Auburn\* ..... L ..... 5-2  
 vs. Auburn\* ..... W ..... 11-2  
 vs. MTSU ..... W ..... 5-1  
 at Alabama\* ..... L ..... 6-4  
 at Alabama\* ..... L ..... 8-6  
 at Alabama\* ..... W ..... 9-7  
 at MTSU ..... W ..... 8-4  
 vs. Kentucky\* ..... L ..... 5-2  
 vs. Kentucky ..... W ..... 4-3  
 vs. Kentucky ..... W ..... 6-1  
 at Tennessee\* ..... L ..... 8-2  
 at Tennessee\* ..... W ..... 7-4  
 at Tennessee\* ..... W ..... 12-6  
 vs. Louisville ..... W ..... 3-2  
 at LSU\* ..... L ..... 2-1

at LSU\* ..... W ..... 6-3  
 at LSU\* ..... W ..... 5-4 (10)  
 vs. Ole Miss\* ..... W ..... 3-0  
 vs. Ole Miss\* ..... W ..... 6-2  
 vs. Ole Miss\* ..... W ..... 6-3  
 Georgia! ..... W ..... 4-1  
 South Carolina! ..... W ..... 3-2  
 Florida! ..... W ..... 2-1  
 Florida! ..... W ..... 8-6  
 Mississippi State! ..... L ..... 3-0  
 UNC-Wilmington\$ ..... W ..... 8-2  
 NC State\$ ..... W ..... 9-8  
 NC State\$ ..... L ..... 6-5  
 NC State\$ ..... L ..... 9-7  
 \* SEC Game  
 ! SEC Tournament (Hoover, Ala.)  
 \$ NCAA Regional (Raleigh, N.C.)

## 2013 (54-12, 26-3)

**Coach: Tim Corbin**

vs. Long Beach State ..... W ..... 10-4  
 vs. Long Beach State ..... W ..... 12-2  
 vs. Long Beach State ..... L ..... 13-9 (8)  
 at Belmont ..... W ..... 9-3  
 vs. Central Arkansas ..... W ..... 10-2  
 vs. Monmouth ..... W ..... 5-1  
 vs. Monmouth ..... W ..... 11-1  
 vs. Monmouth ..... W ..... 13-1  
 vs. Arkansas State ..... W ..... 7-3  
 vs. Evansville ..... W ..... 13-0  
 vs. Illinois-Chicago ..... W ..... 9-0  
 vs. Illinois-Chicago ..... W ..... 5-3  
 vs. Illinois-Chicago ..... W ..... 3-1 (10)  
 vs. Eastern Illinois ..... W ..... 8-3  
 at Oregon ..... W ..... 4-1  
 at Oregon ..... W ..... 4-2  
 at Oregon ..... L ..... 7-5  
 vs. Buffalo ..... W ..... 4-2  
 at Auburn ..... W ..... 5-2  
 at Auburn\* ..... W ..... 8-1  
 at Auburn\* ..... W ..... 8-6  
 at MTSU ..... L ..... 4-1  
 vs. Florida\* ..... L ..... 7-1  
 vs. Florida\* ..... W ..... 6-1  
 vs. Florida\* ..... W ..... 5-4  
 vs. Lipscomb ..... W ..... 4-1  
 vs. Tennessee\* ..... W ..... 4-3 (12)  
 vs. Tennessee\* ..... W ..... 8-3  
 vs. Tennessee\* ..... W ..... 12-8  
 vs. MTSU ..... W ..... 12-3  
 at Ole Miss\* ..... W ..... 3-1  
 at Ole Miss\* ..... W ..... 2-1  
 at Ole Miss\* ..... W ..... 7-6 (11)  
 vs. UT-Martin ..... W ..... 10-3  
 vs. Missouri\* ..... W ..... 11-5  
 vs. Missouri\* ..... W ..... 12-1  
 vs. Missouri\* ..... W ..... 16-4  
 vs. Tennessee Tech ..... L ..... 10-9  
 at Georgia\* ..... L ..... 3-1  
 at Georgia\* ..... W ..... 15-4  
 at Georgia\* ..... W ..... 5-1  
 at Louisville ..... W ..... 10-2  
 vs. Mississippi State\* ..... W ..... 3-1  
 vs. Mississippi State\* ..... W ..... 5-2  
 vs. Mississippi State\* ..... W ..... 8-3  
 at South Carolina\* ..... W ..... 3-2  
 at South Carolina\* ..... W ..... 5-2  
 vs. Presbyterian ..... W ..... 5-2  
 at Kentucky\* ..... W ..... 11-3  
 at Kentucky\* ..... W ..... 5-3  
 at Kentucky\* ..... W ..... 10-5  
 vs. Belmont ..... W ..... 6-1  
 vs. Alabama\* ..... W ..... 7-6  
 vs. Alabama\* ..... L ..... 5-4 (10)

vs. Alabama\* ..... W ..... 14-10  
 vs. Texas A&M! ..... L ..... 5-0  
 vs. South Carolina! ..... W ..... 4-3 (10)  
 vs. Texas A&M! ..... W ..... 3-0  
 vs. Mississippi State! ..... W ..... 16-8  
 vs. LSU! ..... L ..... 5-4 (11)  
 vs. ETSU\$ ..... W ..... 9-1  
 vs. Illinois\$ ..... W ..... 10-4  
 vs. Georgia Tech\$ ..... L ..... 5-0  
 vs. Georgia Tech\$ ..... W ..... 7-1  
 vs. Louisville+ ..... L ..... 5-3  
 vs. Louisville+ ..... L ..... 2-1  
 \* SEC Game  
 ! SEC Tournament (Hoover, Ala.)  
 \$ NCAA Regional (Nashville, Tenn.)  
 + NCAA Super Regional (Nashville, Tenn.)

## 2014 (51-21, 17-13)

**Coach: Tim Corbin**

at Long Beach State ..... W ..... 5-2  
 at Long Beach State ..... W ..... 6-0  
 at Long Beach State ..... W ..... 6-2  
 vs. Lipscomb ..... W ..... 5-1  
 vs. Illinois-Chicago ..... W ..... 14-1  
 vs. Illinois-Chicago ..... W ..... 2-0  
 vs. Illinois-Chicago ..... W ..... 12-1  
 vs. Western Kentucky ..... L ..... 3-2  
 vs. Evansville ..... L ..... 8-3  
 vs. Stanford ..... W ..... 4-1  
 vs. Stanford ..... W ..... 5-1  
 vs. Stanford ..... W ..... 4-2  
 vs. Tennessee Tech ..... W ..... 4-0  
 at MTSU ..... W ..... 4-3  
 vs. Winthrop ..... W ..... 9-1  
 vs. Winthrop ..... W ..... 5-0  
 vs. Winthrop ..... W ..... 4-1  
 vs. Eastern Illinois ..... W ..... 11-2  
 vs. LSU\* ..... L ..... 4-2  
 vs. LSU\* ..... W ..... 5-3  
 vs. LSU\* ..... W ..... 9-3  
 at Belmont ..... W ..... 8-4  
 vs. Miss. State\* ..... L ..... 17-2  
 at Miss. State\* ..... L ..... 6-3  
 at Miss. State\* ..... W ..... 5-1  
 vs. Belmont ..... W ..... 2-1  
 vs. Kentucky\* ..... L ..... 4-2  
 vs. Kentucky\* ..... W ..... 9-3  
 vs. Kentucky\* ..... W ..... 6-2  
 vs. UT-Martin ..... W ..... 5-0

at Tennessee\* ..... W ..... 6-4  
 at Tennessee\* ..... L ..... 10-9  
 at Tennessee\* ..... L ..... 7-0  
 vs. Indiana State ..... W ..... 6-2  
 vs. Texas A&M\* ..... L ..... 10-4  
 vs. Texas A&M\* ..... W ..... 8-5  
 vs. Texas A&M\* ..... L ..... 8-2  
 vs. MTSU ..... W ..... 19-1  
 at Arkansas\* ..... L ..... 6-2  
 at Arkansas\* ..... W ..... 2-1  
 at Arkansas\* ..... L ..... 3-1  
 vs. Memphis@ ..... W ..... 2-1  
 vs. Georgia\* ..... W ..... 12-9  
 vs. Georgia\* ..... W ..... 11-0  
 vs. Georgia\* ..... W ..... 6-1  
 at Missouri\* ..... W ..... 8-3  
 at Missouri\* ..... W ..... 3-1  
 at Missouri\* ..... W ..... 3-1  
 vs. Louisville ..... L ..... 11-7  
 at Florida\* ..... L ..... 1-0  
 at Florida\* ..... W ..... 3-0  
 at Florida\* ..... W ..... 16-2  
 vs. SEMO ..... W ..... 10-4  
 vs. South Carolina\* ..... L ..... 4-3 (10)  
 vs. South Carolina\* ..... W ..... 9-3  
 vs. South Carolina\* ..... L ..... 7-2  
 vs. Tennessee! ..... W ..... 3-2  
 vs. LSU! ..... L ..... 11-1 (7)  
 vs. Ole Miss! ..... L ..... 7-2  
 vs. Xavier\$ ..... W ..... 11-0  
 vs. Oregon\$ ..... W ..... 7-2  
 vs. Oregon\$ ..... W ..... 3-2  
 vs. Stanford+ ..... W ..... 11-6  
 vs. Stanford+ ..... L ..... 5-4  
 vs. Stanford+ ..... W ..... 12-5  
 vs. Louisville% ..... W ..... 5-3  
 vs. UC Irvine% ..... W ..... 6-4  
 vs. Texas% ..... L ..... 4-0  
 vs. Texas% ..... W ..... 4-3 (10)  
 vs. Virginia^ ..... W ..... 9-8  
 vs. Virginia^ ..... L ..... 7-2  
 vs. Virginia^ ..... W ..... 3-2  
 \* SEC game  
 ! SEC Tournament (Hoover, Ala.)  
 \$ NCAA Regional (Nashville, Tenn.)  
 + NCAA Super Regional (Nashville, Tenn.)  
 % College World Series (Omaha, Neb.)  
 ^ CWS Finals (Omaha, Neb.)



The Commodores won Vanderbilt's first men's national championship with a 3-2 win over Virginia in the CWS Finals in 2014.





# YEARLY RESULTS

## 2015 (51-21, 17-13)

**Coach: Tim Corbin**

vs. Santa Clara.....	W.....	4-0
vs. Santa Clara.....	L.....	7-6
vs. Santa Clara.....	W.....	6-5 (10)
vs. Indiana State#.....	W.....	3-2
vs. Indiana State#.....	L.....	8-1
vs. Indiana State#.....	W.....	6-0
vs. UT-Martin.....	W.....	16-3
vs. Western Kentucky.....	W.....	10-6
vs. Illinois State.....	W.....	16-1
vs. Illinois State.....	W.....	3-2
vs. Illinois State.....	W.....	16-10
vs. Evansville.....	W.....	9-8 (12)
at UCLA.....	W.....	6-0
at USC&.....	L.....	6-5
vs. TCU&.....	L.....	4-2
vs. Quinnipiac.....	W.....	9-2
vs. Quinnipiac.....	W.....	8-0
vs. Arkansas*.....	W.....	8-7 (12)
vs. Arkansas* (DH).....	W.....	9-1
vs. Arkansas*.....	W.....	1-0
vs. Tennessee Tech.....	W.....	9-1
at Auburn*.....	L.....	6-4
at Auburn*.....	W.....	7-6 (10)
at Auburn* (DH).....	W.....	10-5
at MTSU.....	W.....	12-7
vs. Tennessee*.....	W.....	9-0
vs. Tennessee*.....	L.....	9-5
vs. Tennessee*.....	W.....	14-3
vs. Wofford.....	W.....	6-0
vs. Wofford.....	W.....	5-3
at Georgia*.....	W.....	9-7
at Georgia*.....	W.....	11-7
at Georgia*.....	W.....	4-2
vs. Lipscomb.....	L.....	3-1
vs. Ole Miss*.....	W.....	6-0
vs. Ole Miss*.....	L.....	6-5 (16)
vs. Ole Miss*.....	L.....	5-4
vs. Belmont.....	L.....	3-2
at South Carolina*.....	W.....	12-0
at South Carolina*.....	L.....	5-2
at South Carolina*.....	L.....	3-2
vs. MTSU.....	W.....	4-0
vs. Missouri*.....	W.....	9-2

vs. Missouri*.....	W.....	12-2
vs. Missouri*.....	W.....	5-2
at Belmont.....	L.....	4-1
at Kentucky*.....	W.....	13-3
at Kentucky*.....	L.....	11-5
at Kentucky*.....	W.....	7-3
vs. Florida*.....	W.....	2-0
vs. Florida*.....	L.....	7-3
vs. Florida*.....	L.....	9-7 (10)
at Louisville.....	W.....	5-2
at Alabama*.....	W.....	2-1
at Alabama*.....	W.....	7-5
at Alabama*.....	L.....	1-0
vs. Missouri!.....	W.....	7-6 (10)
vs. Texas A&M!.....	L.....	6-1
vs. Alabama!.....	W.....	16-1 (7)
vs. Texas A&M!.....	W.....	12-3
vs. Florida!.....	L.....	7-3
vs. Lipscomb\$.....	W.....	9-1
vs. Indiana\$.....	W.....	6-4
vs. Radford\$.....	W.....	21-0
at Illinois+.....	W.....	13-0
at Illinois+.....	W.....	4-2
vs. Cal State Fullerton%.....	W.....	4-3
vs. TCU%.....	W.....	1-0
vs. TCU%.....	W.....	7-1
vs. Virginia^.....	W.....	5-1
vs. Virginia^.....	L.....	3-0
vs. Virginia^.....	L.....	4-2

# Game in Port Charlotte, Fla.

& Dodger Stadium College Baseball Classic

\* SEC game

! SEC Tournament (Hoover, Ala.)

\$ NCAA Regional (Nashville, Tenn.)

+ NCAA Super Regional (Champaign, Ill.)

% College World Series (Omaha, Neb.)

^ CWS Finals (Omaha, Neb.)

## 2016 (43-19, 18-12)

**Coach: Tim Corbin**

vs. San Diego.....	W.....	8-4
vs. San Diego.....	W.....	13-6
vs. San Diego.....	W.....	17-1

vs. UT-Martin.....	W.....	11-6 (5)
vs. Eastern Illinois.....	W.....	9-1
vs. Illinois-Chicago.....	W.....	9-0
vs. Illinois-Chicago.....	W.....	6-5 (14)
vs. Illinois-Chicago.....	W.....	20-8
at Stanford.....	L.....	4-1
at Stanford (DH).....	W.....	4-1
at Stanford.....	W.....	5-2
vs. Radford.....	W.....	13-4
vs. Radford.....	W.....	12-0
vs. Xavier.....	W.....	7-0
vs. Xavier.....	W.....	14-3
vs. Xavier.....	W.....	5-2
vs. Northern Illinois.....	W.....	9-2
vs. Mississippi State*.....	L.....	2-1 (13)
vs. Mississippi State*.....	L.....	5-4
vs. Mississippi State*.....	W.....	12-6
at MTSU.....	L.....	7-4
at Missouri*.....	W.....	8-6
at Missouri*.....	W.....	2-0 (11)
at Missouri*.....	W.....	17-7
vs. Belmont#.....	W.....	8-2
vs. South Carolina*.....	L.....	4-0
vs. South Carolina*.....	W.....	10-6
vs. South Carolina*.....	W.....	4-3
vs. Lipscomb.....	W.....	4-3
at LSU*.....	L.....	13-4
at LSU*.....	L.....	3-2
at LSU*.....	W.....	9-7
vs. MTSU.....	W.....	7-4
vs. Kentucky*.....	W.....	3-0
vs. Kentucky*.....	W.....	3-2
vs. Kentucky*.....	L.....	3-0
vs. Central Arkansas.....	W.....	8-6
at Tennessee*.....	W.....	6-0
at Tennessee*.....	L.....	2-1
at Tennessee*.....	L.....	5-3
vs. Austin Peay.....	W.....	8-5
vs. Georgia*.....	W.....	15-3
vs. Georgia*.....	W.....	10-3
vs. Georgia*.....	W.....	10-3
vs. Western Kentucky.....	W.....	6-1
at Texas A&M*.....	L.....	1-0
at Texas A&M*.....	W.....	6-1
at Texas A&M*.....	L.....	3-0
vs. Louisville.....	L.....	8-5
at Florida*.....	L.....	4-2
at Florida*.....	W.....	5-0
at Florida*.....	L.....	10-6
vs. Morehead State.....	W.....	6-0
vs. Auburn*.....	W.....	5-2
vs. Auburn* (DH).....	W.....	9-3
vs. Auburn*.....	W.....	4-3
vs. Missouri!.....	W.....	7-0
vs. Texas A&M!.....	W.....	6-5
vs. Ole Miss!.....	L.....	12-9
vs. Texas A&M!.....	L.....	13-3 (7)
vs. Xavier\$.....	L.....	15-1
vs. Washington\$.....	L.....	9-8

# Game at First Tennessee Park

\* SEC game

! SEC Tournament (Hoover, Ala.)

\$ NCAA Regional (Nashville, Tenn.)

## 2017 (36-25-1, 15-13-1)

**Coach: Tim Corbin**

at San Diego.....	L.....	3-2
at San Diego.....	W.....	8-2
at San Diego.....	W.....	11-1
vs. Evansville.....	W.....	7-4
vs. UIC.....	L.....	5-3 (10)
vs. UIC.....	W.....	6-2
vs. UIC.....	L.....	5-2 (11)

vs. Southeastern La.....	W.....	9-6
vs. Southeastern La.....	W.....	4-2
vs. CSU-Northridge.....	L.....	6-4
vs. CSU-Northridge.....	L.....	4-1
vs. CSU-Northridge.....	W.....	11-3
vs. Central Arkansas.....	W.....	10-5
vs. Central Arkansas.....	W.....	9-1
vs. Saint Mary's.....	W.....	9-8
vs. Saint Mary's.....	L.....	5-1
vs. Saint Mary's.....	W.....	9-1
vs. Western Kentucky.....	W.....	8-1
at Ole Miss*.....	L.....	1-0
at Ole Miss*.....	W.....	6-2
at Ole Miss*.....	L.....	10-8
vs. Belmont#.....	W.....	17-11
vs. Texas A&M*.....	W.....	4-3
vs. Texas A&M*.....	W.....	17-3
vs. Texas A&M*.....	L.....	6-4
vs. UT-Martin.....	W.....	10-0
at Kentucky*.....	L.....	10-3
at Kentucky*.....	L.....	7-4
at Kentucky*.....	W.....	6-4
vs. UT-Martin.....	W.....	11-0
at South Carolina*.....	W.....	7-6
at South Carolina*.....	W.....	5-3 (13)
at South Carolina*.....	L.....	6-1
vs. Tennessee Tech.....	L.....	5-2
vs. Florida*.....	L.....	10-6
vs. Florida*.....	W.....	2-0
vs. Florida*.....	L.....	20-8
at MTSU.....	W.....	21-2
at Georgia*.....	W.....	8-1
at Georgia*.....	L.....	1-0
at Georgia* (DH).....	W.....	10-5
vs. Tennessee*.....	W.....	1-0
vs. Tennessee*.....	L.....	9-3
vs. Austin Peay.....	W.....	8-4
vs. Missouri*.....	W.....	5-2
vs. Missouri*.....	L.....	2-1 (12)
vs. Missouri*.....	W.....	14-5
at Louisville.....	L.....	6-2
at Arkansas*.....	L.....	4-3
at Arkansas*.....	W.....	6-2
at Arkansas*.....	L.....	7-1
vs. MTSU.....	W.....	17-7
vs. Alabama*.....	W.....	18-1
vs. Alabama*.....	W.....	13-1
vs. Alabama*.....	T.....	3-3
vs. South Carolina!.....	L.....	7-4 (11)
vs. St. John's\$.....	W.....	13-4
vs. Clemson\$.....	W.....	9-4
vs. Clemson\$.....	L.....	6-0
vs. Clemson\$.....	W.....	8-0
vs. Oregon State+.....	L.....	8-4
vs. Oregon State+.....	L.....	9-2

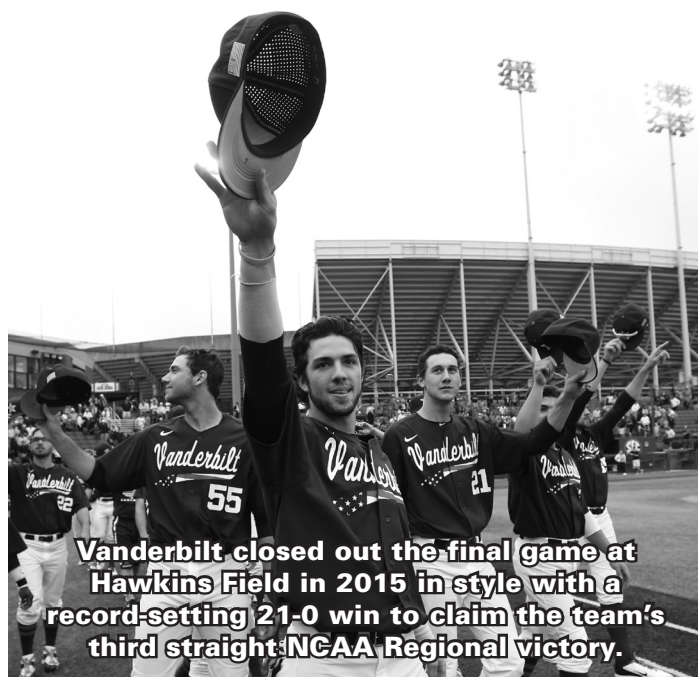
# Game at First Tennessee Park

\* SEC game

! SEC Tournament (Hoover, Ala.)

\$ NCAA Regional (Clemson, S.C.)

+ NCAA Super Regional (Corvallis, Ore.)




**Vanderbilt closed out the final game at Hawkins Field in 2015 in style with a record-setting 21-0 win to claim the team's third straight NCAA Regional victory.**



# VANDERBILT SETS SEC RECORD IN 2013

# 26-3

In 2013, Vanderbilt set the Southeastern Conference record by going an astonishing 26-3 in league play. The Commodores won all 10 series during the regular season, including seven series sweeps.



Team leaders (left to right) Jack Lupo, Tony Kemp, Andrew Harris, Mike Yastrzemski and Connor Harrell accept the Commodores' regular season SEC Championship trophy from Commissioner Mike Slive.





# INDIVIDUAL RECORDS



## BATTING

### Batting Average

Season.....	.459	Hunter Bledsoe, 1999
Career.....	.425	Hunter Bledsoe, 1997, 1999

### At Bats

Inning.....	3	Joey Jackson vs. St. Joseph's, 3/5/1986
		Vance Schulte vs. St. Joseph's, 3/5/1986
Game.....	9	Anthony Gomez vs. Louisville, 5/11/2010
Season.....	290	Rhett Wiseman, 2015
Career.....	941	Dominic de la Osa, 2005-08

### Hits

Inning.....	3	Joey Jackson vs. St. Joseph's, 3/5/1986
		Vance Schulte vs. St. Joseph's, 3/5/1986
Game.....	6	Ralph Greenbaum vs. MTSU, 4/15/1957
Season.....	111	Warner Jones, 2004
Career.....	300	Dominic de la Osa, 2005-08

### Runs Scored

Inning.....	3	Joey Jackson vs. St. Joseph's, 3/5/1986
Game.....	5	11 players, last time by
		Brian Harris vs. Georgia, 4/30/2010
Season.....	76	Pedro Alvarez, 2007; Dansby Swanson, 2015
Career.....	208	Nick Morrow, 1991-94

### Doubles

Game.....	4	Matt Kata vs. Alabama, 5/2/1998
Season.....	27	Warner Jones, 2004; Dansby Swanson, 2014
Career.....	63	Dominic de la Osa, 2005-08

### Triples

Game.....	2	Nine times, Adams Carroll, 1970;
		Bill Winchester, 1970; Nick Ganick, 1976;
		Kent Yarbrough, 1983; Jeff Graham, 1984; Jeff Graham, 1985;
		Mark Kruchten, 1990; Nick Morrow, 1991; Tony Kemp (2x), 2012
Season.....	8	Ryan Klosterman, 2004; Tony Kemp, 2012; Jeren Kendall, 2016
Career.....	21	Tony Kemp 2011-13

### Home Runs

Game.....	3	Four times, Steve Chmil vs. UAB, 4/29/1981
		David Joiner vs. Samford, 3/25/1987
		Jeff Martin vs. Valparaiso, 3/13/1991
		Aaron Westlake vs. Oregon State, 6/11/2011
Season.....	22	Pedro Alvarez, 2006
Career.....	49	Scotti Madison, 1977-80; Pedro Alvarez, 2006-08

### Total Bases

Game.....	13	John McLean vs. Tennessee, 4/9/1971
		Greg Thomas vs. Boston College, 3/6/1991
Season.....	186	Pedro Alvarez, 2007
Career.....	515	Dominic de la Osa, 2005-08

### Runs Batted In

Game.....	9	David Joiner vs. Samford, 3/25/1987
Season.....	74	Clinton Johnston, 1998; Warner Jones, 2004
Career.....	188	Dominic de la Osa, 2005-08

### Walks

Game.....	5	Paul Gagliano vs. Union, 3/15/1978
		Greg Smith vs. Alabama, 4/13/1986
		Hunter Bledsoe vs. UT-Martin, 2/13/1999
		Jason Esposito vs. Mississippi State, 5/16/2010
Season.....	63	Vee Hightower, 1993
Career.....	146	Steve Chandler, 1974-77

### Stolen Bases

Game.....	5	Jimmy Conn vs. Belmont, 4/19/1971
		Joey Cora vs. David Lipscomb, 4/23/1985
		Boomer Whipple vs. W. Kentucky, 5/12/1994
Season.....	51	Bob Schabes, 1989
Career.....	96	Charles DeFrance, 1980-82

### Strikeouts

Game.....	5	George Flower vs. Florida, 3/12/1983
Season.....	73	Mike Skaggs, 1989; Rhett Wiseman, 2015
Career.....	219	Connor Harrell, 2010-13

### Consecutive Hits

9	Tim Brecht, 1983
---	------------------

### Consecutive Times On Base

15	Jason Esposito, 2010 (8 hits, 7 walks)
----	--

### Hitting Streak

38 games	Ryan Flaherty, 2007-08
----------	------------------------

## PITCHING

### Wins

Season.....	14	Carson Fulmer, 2015 - Tyler Beede, 2013
Career.....	29	Jeff Peeples, 1970-73

### Winning Percentage

Season.....	1.000	Steve Burger (6-0), 1972
Career.....	.889	Carson Fulmer (24-3), 2013-15

### Saves

Season.....	16	Brian Miller, 2013
Career.....	26	Brian Miller, 2012-14

### Games Pitched

Season.....	36	Joe Barbao, 1993
Career.....	116	David Daniels, 1992-95

### Innings Pitched

Starter.....	13.0	Scott Newell vs. Miss. St., 4/5/1992
Reliever.....	11.0	Jeff Trenning vs. Cumberland, 4/24/1984
Season.....	133.1	David Price, 2007
Career.....	340.0	Jim Heins, 1986-89

### Earned Run Average

Season.....	1.07	Jimmy Stephens, 1949
Career.....	1.68	Jeff Peeples, 1970-73

### Strikeouts

Game.....	23	Doug Wessel vs. Tenn.-Chatt., 4/21/1970
Season.....	194	David Price, 2007
Career.....	441	David Price, 2005-07

## FIELDING

### Put Outs

Game.....	22	Chuck Boyett vs. Chattanooga, 4/21/1970
Season.....	596	Zander Wiel, 2015
Career.....	1543	Sean Luellwitz, 1999-2002

### Assists

Game.....	11	Ryan Klosterman vs. ETSU, 2/18/2003
Season.....	202	Dansby Swanson, 2014
Career.....	504	Boomer Whipple, 1992-95

# TEAM RECORDS



## BATTING

### Batting Average

Season..... .327 ..... 1985

### At Bats

Inning..... 15 ..... St. Joseph's, 3/5/1986  
Game..... 64 ..... Louisville, 5/11/10  
Season..... 2505 ..... 2015

### Hits

Inning..... 13 ..... St. Joseph's, 3/5/1986  
Game..... 30 ..... Alabama, 4/17/1988  
Season..... 782 ..... 2007

### Runs Scored

Inning..... 17 ..... St. Joseph's, 3/5/1986  
Game..... 31 ..... St. Joseph's, 3/5/1986  
Season..... 491 ..... 2007

### Doubles

Game..... 9 ..... Tennessee Tech, 4/29/1987  
Season..... 160 ..... 2010

### Triples

Game..... 4 ..... 3x, last Radford, 5/31/15  
Season..... 28 ..... 2015

### Home Runs

Game..... 6 ..... South Alabama, 4/16/1972  
..... Belmont, 4/2/1985  
..... Samford, 3/25/1987  
..... Valparaiso, 3/13/1991  
Season..... 86 ..... 1985

### Total Bases

Game..... 51 ..... Alabama, 4/17/88  
Season..... 1170 ..... 2007

### Runs Batted In

Game..... 28 ..... St. Joseph's, 3/5/1986  
Season..... 443 ..... 2007

### Walks

Game..... 18 ..... Kentucky, 3/31/1951  
..... Georgia Tech, 4/20/1951  
Season..... 322 ..... 1989

### Stolen Bases

Game..... 12 ..... Columbia, 3/10/1989  
Season..... 182 ..... 1989

### Strikeouts

Game..... 21 ..... Florida, 3/12/1983  
Season..... 610 ..... 2015

## FIELDING

### Put Outs

Game..... 51 ..... Louisville, 5/11/10  
Season..... 1967 ..... 2015

### Assists

Game..... 22 ..... Louisville, 5/11/10  
Season..... 765 ..... 2014

### Most Errors

Game..... 14 ..... Tennessee, 5/15/1959  
Season..... 154 ..... 1990

### Fewest Errors

Game..... 0 ..... Several Times  
Season..... 52 ..... 2004 (64 games)

### Double Plays

Game..... 4 ..... Several Times, last Ole Miss, 4/11/15

## PITCHING

### Innings Pitched

Game..... 17.0 ..... Louisville, 5/11/10  
Season..... 655.2 ..... 2015

### Earned Run Average

Season..... 2.44 ..... 2011

### Saves

Season..... 24 ..... 2013

### Strikeouts

Game..... 23 ..... Chattanooga, 4/21/1970  
Season..... 703 ..... 2015

### Walks Allowed

Game..... 17 ..... Kentucky, 4/6/1951  
Season..... 305 ..... 1982

### Hits Allowed

Game..... 25 ..... Auburn, 1965  
..... Florida, 1967  
Season..... 604 ..... 1999

### Runs Allowed

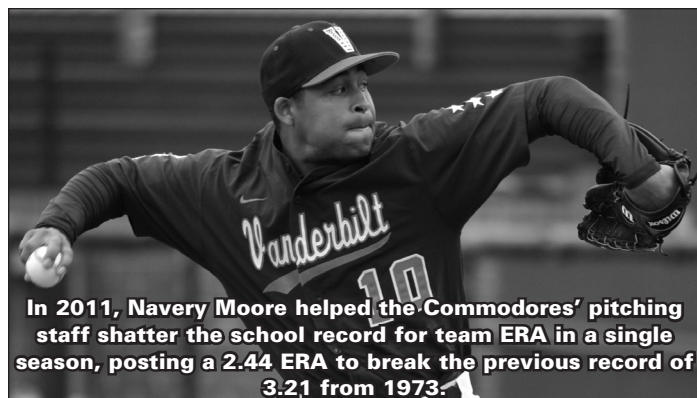
Game..... 27 ..... Mississippi State, 4/7/1956  
Season..... 427 ..... 1998

### Earned Runs Allowed

Game..... 21 ..... Mississippi State, 4/7/1956  
Season..... 349 ..... 2001

## MISCELLANEOUS TEAM RECORDS

Most Games ..... 72 games in 2014, 2015  
Most Wins ..... 54 in 2007, 2011, 2013  
Highest Winning Percentage (10 or more games): ..... .882 in 1903, 1936  
Most Wins in Regular Season ..... 48 in 2013  
Most Consecutive Wins ..... 20 in 2007  
Most Consecutive Wins at Home ..... 15 in 2007  
Most Losses ..... 33 in 2000  
Most Consecutive Losses ..... 16 in 1951  
Most SEC Wins ..... 26 in 2013  
Most SEC Losses ..... 24 in 2000  
Highest SEC Winning Percentage ..... .897 in 2013  
Winning Margin ..... 28 vs. Sewanee in 1902  
Left On Base (Game) ..... 22 vs. Belmont, 4/5/1972  
Left On Base (Season) ..... 588 in 2015







# SINGLE-SEASON HIGHS

## BATTING (TOP 10)

### Batting Average

1.	Hunter Bledsoe (1999)	.459
2.	Clinton Johnston (1998)	.424
3.	Karl Nonemaker (1999)	.415
4.	Warner Jones (2004)	.414
5.	Greg Smith (1987)	.411
	George Flower (1985)	.411
7.	Greg Thomas (1991)	.401
8.	Scotti Madison (1980)	.399
9.	Karl Nonemaker (2000)	.393
10.	Tony Kemp (2013)	.391

### At-Bats

1.	Rhett Wiseman (2015)	290
2.	Bryan Reynolds (2015)	286
	Anthony Gomez (2011)	286
4.	Dansby Swanson (2014)	282
5.	Dansby Swanson (2015)	281
	Bryan Reynolds (2014)	281
7.	Zander Wiel (2015)	275
	Andrew Giobbi (2010)	275
9.	Ryan Flaherty (2007)	273
10.	Pedro Alvarez (2007)	272

### Hits

1.	Warner Jones (2004)	111
2.	Pedro Alvarez (2007)	105
3.	Tony Kemp (2013)	104
	Ryan Flaherty (2007)	104
5.	Anthony Gomez (2011)	96
	David Macias (2008)	96
7.	Bryan Reynolds (2014)	95
	Hunter Bledsoe (1999)	95
9.	Dansby Swanson (2015)	94
	Dansby Swanson (2014)	94
	Jason Esposito (2010)	94
	Dominic de la Osa (2007)	94

### Doubles

1.	Dansby Swanson (2014)	27
	Warner Jones (2004)	27
3.	Josh Adebbe (1997)	26
4.	Jason Esposito (2010)	25
5.	Dansby Swanson (2015)	24
	Bryan Reynolds (2014)	24
	Hunter Bledsoe (1999)	24
8.	Dominic de la Osa (2007)	23
	Ryan Flaherty (2007)	23
10.	Jason Esposito (2011)	22
	Steven Liddle (2009)	22
	Andrew Giobbi (2008)	22
	Ashley Freeman (2000)	22

### Triples

1.	Jeren Kendal (2016)	8
	Tony Kemp (2012)	8
	Ryan Klosterman (2004)	8
3.	Tony Kemp (2011)	7
4.	Jeren Kendall (2015)	6
	Dansby Swanson (2015)	6
	Tony Kemp (2013)	6
	Ryan Montgomery (1995)	6
	Joey Cora (1985)	6
	Rick Duncan (1975)	6
10.	Nick Morrow (1991)	5
	Jim Schifman (1990)	5
	Joey Cora (1984)	5
	Ted Shipley (1974)	5
	Steve Estep (1971)	5
	Jeren Kendall (2017)	5

### Runs Scored

1.	Dansby Swanson (2015)	76
	Pedro Alvarez (2007)	76
3.	Ryan Klosterman (2004)	72
4.	Boomer Whipple (1994)	71
5.	Rhett Wiseman (2015)	70
	Pedro Alvarez (2006)	70
7.	Vee Hightower (1993)	69
8.	Aaron Westlake (2010)	66
	Greg Thomas (1991)	66
	Bob Schabes (1989)	66

### Home Runs

1.	Pedro Alvarez (2006)	22
2.	Dominic de la Osa (2007)	20
3.	Josh Adebbe (1998)	19
	Clinton Johnston (1998)	19
	Nick Morrow (1994)	19
6.	Aaron Westlake (2011)	18
	Pedro Alvarez (2007)	18
	Glenn Davis (1997)	18
	Jason Farese (1997)	18
10.	Glenn Davis (1996)	17
	Jeff Graham (1985)	17

### Runs Batted In

1.	Warner Jones (2004)	74
	Clinton Johnston (1998)	74
3.	Greg Thomas (1991)	71
4.	Cesar Nicolas (2004)	70
5.	Zander Wiel (2015)	68
	Pedro Alvarez (2007)	68
7.	Connor Harrell (2013)	67
8.	Dansby Swanson (2015)	64
	Jason Esposito (2010)	64
	Pedro Alvarez (2006)	64
	Glenn Davis (1997)	64
	Nick Morrow (1994)	64

### Walks

1.	Vee Hightower (1993)	63
2.	Pedro Alvarez (2006)	57
3.	Bob Schabes (1989)	56
4.	Brian Harris (2010)	55
5.	Conrad Gregor (2013)	54
	Scotti Madison (1979)	54
6.	Will Toffey (2016)	51
7.	Bryan Reynolds (2016)	49
	Bill Hench (1980)	49
	Steve Chandler (1976)	49

## PITCHING (TOP 10)

### Wins

1.	Carson Fulmer (2015)	14
	Tyler Beede (2013)	14
2.	Grayson Garvin (2011)	13
3.	Walker Buehler (2014)	12
	Sonny Gray (2011)	12
	Casey Weathers (2007)	12
	Jeff Peeples (1973)	12
6.	Kevin Ziomek (2013)	11
	David Price (2007)	11
8.	Sonny Gray (2010)	10
	Jeremy Sowers (2004)	10
	Jack Nuismer (1979)	10
	<b>Patrick Raby (2017)</b>	<b>10</b>

### Saves

1.	Brian Miller (2013)	16
2.	Navery Moore (2011)	11
	Ryan Rote (2004)	11
4.	Ben Bowden (2016)	10
	Carson Fulmer (2014)	10
6.	Clinton Johnston (1996)	9
7.	Russell Brewer (2008)	8
	Ryan Rote (2005)	8
	Jensen Lewis (2003)	8
	Casey Weathers (2007)	7

### Innings Pitched

1.	David Price (2007)	133.1
2.	Carson Fulmer (2015)	127.2
3.	Sonny Gray (2011)	126.0
4.	Jeremy Sowers (2004)	122.2
5.	Kevin Ziomek (2013)	119.0
6.	Jeremy Sowers (2003)	115.0
7.	Jeff Peeples (1973)	114.2
8.	Phil Haigler (1995)	114.0
9.	Tyler Beede (2014)	113.1
10.	Grayson Garvin (2011)	112.2

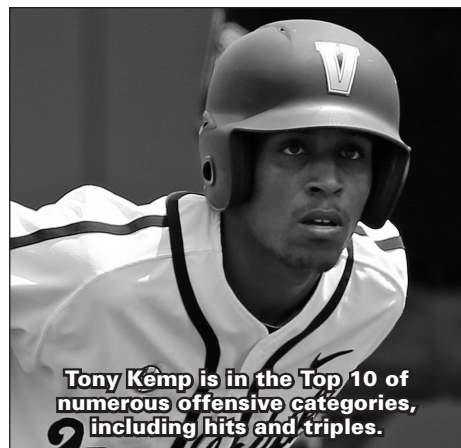
### Earned Run Average

1.	Jimmy Stephens (1949)	1.07
2.	Jeff Peeples (1972)	1.30
3.	Jeff Peeples (1971)	1.56
4.	Jeff Peeples (1973)	1.64
5.	Carson Fulmer (2015)	1.83
6.	Carson Fulmer (2014)	1.98
7.	Kevin Ziomek (2013)	2.12
8.	Lewis Ray (1976)	2.19
9.	Tyler Beede (2013)	2.32
10.	Damon Yee (1996)	2.33

### Strikeouts

1.	David Price (2007)	194
2.	Carson Fulmer (2015)	167
3.	David Price (2006)	155
4.	Sonny Gray (2011)	132
5.	Doug Wessel (1971)	131
6.	Jeremy Sowers (2003)	123
7.	Jeremy Sowers (2004)	119
8.	Tyler Beede (2014)	116
9.	Kevin Ziomek (2013)	115
10.	Mike Minor (2009)	114

### Current Players in bold



**Tony Kemp is in the Top 10 of numerous offensive categories, including hits and triples.**



## BATTING (TOP 10)

### Batting Average

1.	Hunter Bledsoe (1997, 1999).....	425
2.	Clinton Johnston (1996-98).....	369
	Karl Nonemaker (1999-2002).....	369
4.	Greg Smith (1985-88).....	358
5.	Anthony Gomez (2010-12).....	354
6.	Pedro Alvarez (2006-08).....	349
	Ryan Flaherty (2006-08).....	349
	Boomer Whipple (1992-95).....	349
9.	Mike Baxter (2004-05).....	345
10.	Greg Thomas (1991-93).....	343
	Josh Paul (1994-96).....	343

### At Bats

1.	Dominic de la Osa (2005-08).....	941
2.	Mike Yastrzemski (2010-13).....	842
3.	Connor Harrell (2010-13).....	841
4.	Alex Feinberg (2005-08).....	824
5.	Boomer Whipple (1992-95).....	809
6.	Jim Schiffman (1987-90).....	792
7.	Bryan Reynolds (2014-16).....	791
	Andrew Giobbi (2007-10).....	791
9.	David Macias (2005-08).....	784
10.	Aaron Westlake (2008-11).....	778
	Nick Morrow (1991-94).....	773

### Hits

1.	Dominic de la Osa (2005-08).....	300
2.	Karl Nonemaker (1999-02).....	283
3.	Boomer Whipple (1992-95).....	282
4.	Anthony Gomez (2010-12).....	267
5.	Jim Schiffman (1987-90).....	266
6.	Alex Feinberg (2005-08).....	264
	Ryan Flaherty (2006-08).....	264
8.	Aaron Westlake (2008-11).....	263
9.	Bryan Reynolds (2014-16).....	260
10.	David Macias (2005-08).....	255

### Runs Scored

1.	Nick Morrow (1991-94).....	208
2.	Dominic de la Osa (2005-08).....	204
3.	Boomer Whipple (1992-95).....	192
4.	Pedro Alvarez (2006-08).....	191
5.	Aaron Westlake (2008-11).....	181
6.	Tony Kemp (2011-13).....	177
	Bart Nielson (1991-94).....	177
8.	Mike Yastrzemski (2010-13).....	176
9.	Bill Hardin (1973-76).....	174
10.	David Macias (2005-08).....	169

### Doubles

1.	Dominic de la Osa (2005-08).....	63
2.	Sean Luellwitz (1999-02).....	61
3.	Jason Esposito (2009-11).....	60
4.	Bryan Reynolds (2014-16).....	58
5.	Andrew Giobbi (2007-10).....	57
6.	Boomer Whipple (1992-95).....	54
	Clinton Johnston (1996-98).....	54
8.	Cam Hazen (1985-88).....	53
9.	Dansby Swanson (2013-15).....	52
	Ryan Flaherty (2006-08).....	52

### Home Runs

1.	Pedro Alvarez (2006-08).....	49
	Scotti Madison (1977-80).....	49
3.	Clinton Johnston (1996-98).....	47
4.	Dominic de la Osa (2005-08).....	46
5.	Glenn Davis (1995-97).....	43
6.	Aaron Westlake (2008-11).....	42
	Cam Hazen (1985-88).....	42
8.	Josh Adeeb (1996-98).....	41
	Cesar Nicolas (2001-04).....	40
	Nick Morrow (1991-94).....	40

### Runs Batted In

1.	Dominic de la Osa (2005-08).....	188
2.	Nick Morrow (1991-94).....	181
3.	Clinton Johnston (1996-98).....	179
4.	Aaron Westlake (2008-11).....	178
5.	Ryan Flaherty (2006-08).....	169
6.	Connor Harrell (2010-13).....	168
	Greg Thomas (1991-93).....	168
8.	Curt Casali (2008-11).....	167
9.	Jason Esposito (2009-11).....	165
	Andrew Giobbi (2007-10).....	165

### Stolen Bases

1.	Charles DeFrance (1980-82).....	96
2.	Vee Hightower (1990-93).....	91
3.	Joey Cora (1983-85).....	84
4.	Bob Schabes (1986-89).....	78
5.	Jim Schiffman (1987-90).....	73
6.	Tony Kemp (2011-13).....	72
7.	Dominic de la Osa (2005-08).....	68
8.	Jason Esposito (2009-11).....	66
9.	Nick Morrow (1991-94).....	65
10.	Mike Yastrzemski (2010-13).....	62

## PITCHING (TOP 10)

### Wins

1.	Jeff Peeples (1970-73).....	29
2.	Sonny Gray (2009-11).....	27
3.	Jim Gibbs (1981-84).....	25
4.	Carson Fulmer (2013-15).....	24
	Mike Willis (1969-72).....	24
6.	Tyler Beede (2012-14).....	23
	Matt Buschmann (2003-06).....	23
	Jeremy Sowers (2002-04).....	23
	Kyle Balch (1985-88).....	23
	Jack Nuismer (1976-79).....	23

### Strikeouts

1.	David Price (2005-07).....	441
2.	Mike Willis (1969-72).....	350
3.	Jeremy Sowers (2002-04).....	327
4.	Sonny Gray (2009-11).....	317
5.	Carson Fulmer (2013-15).....	313
6.	Mike Minor (2007-09).....	303
7.	Kyle Wright (2015-17).....	290
8.	Tyler Beede (2012-14).....	287
	Damon Yee (1997-2000).....	287
10.	Kyle Balch (1985-88).....	266

### Earned Run Average

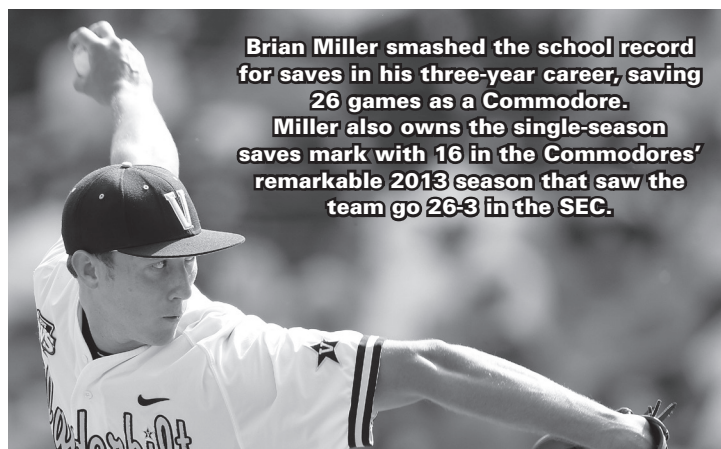
1.	Jeff Peeples (1970-73).....	1.68
2.	Carson Fulmer (2013-15).....	1.99
3.	Grayson Garvin (2009-11).....	2.62
4.	Casey Weathers (2006-07).....	2.71
5.	Kyle Wright (2015-17).....	2.78
6.	Walker Buehler (2013-15).....	2.87
7.	John McLean (1970-73).....	2.93
8.	Kevin Zgonc (1991-92).....	2.96
9.	Kevin Ziomek (2011-13).....	3.03
10.	Mike Willis (1969-72).....	3.10

### Innings Pitched

1.	Jim Heins (1986-89).....	340.0
2.	Jeremy Sowers (2002-04).....	338.2
3.	David Price (2005-07).....	313.0
4.	Ronnie McGill (1990-93).....	310.2
5.	Mike Willis (1970-72).....	307.2
6.	Mike Minor (2007-09).....	304.0
7.	Taylor Hill (2008-11).....	294.0
8.	Sonny Gray (2009-11).....	293.1
9.	Matt Buschmann (2003-06).....	289.1
10.	Paul Seybt (1995-98).....	288.0

### Saves

1.	Brian Miller (2012-2014).....	26
2.	Ryan Rote (2004-05).....	19
3.	Russell Brewer (2008-10).....	18
4.	David Daniels (1992-95).....	15
5.	Carson Fulmer (2013-15).....	14
6.	Ben Bowden (2014-16).....	12
	Russell Brewer (2008-10).....	12
8.	Navery Moore (2009-11).....	11
	Mark Bode (1970-73).....	11
10.	Casey Weathers (2006-07).....	10
	Jensen Lewis (2003-05).....	10
	Clinton Johnston (1996-98).....	10



**Brian Miller smashed the school record for saves in his three-year career, saving 26 games as a Commodore. Miller also owns the single-season saves mark with 16 in the Commodores' remarkable 2013 season that saw the team go 26-3 in the SEC.**



# YEARLY LEADERS

## BATTING

### Batting Average

1970	Jeff Love	.374
1971	Jerry Reasonover	.357
1972	Steve Estep	.354
1973	Rick Duncan	.343
1974	Rick Duncan	.324
1975	Rick Duncan	.348
1976	Steve Chandler	.357
1977	Jerry Robertson	.361
1978	Bill Hench	.344
1979	Mike Pike	.390
1980	Scotti Madison	.399
1981	Tim Turner	.339
1982	Cam Stubbs	.381
1983	Darren Puskarich	.363
1984	Joey Cora	.361
1985	George Flower	.411
1986	Greg Smith	.356
1987	Greg Smith	.411
1988	Jim Schifman	.359
1989	Bob Schabes	.352
1990	Jim Schifman	.362
1991	Greg Thomas	.401
1992	Gabe Whatley	.328
	Nick Morrow	.328
1993	Boomer Whipple	.374
1994	Nick Morrow	.390
1995	Josh Paul	.388
1996	Glenn Davis	.358
1997	Hunter Bledsoe	.389
1998	Clinton Johnston	.424
1999	Hunter Bledsoe	**459
2000	Karl Nonemaker	.393
2001	Sean Luellwitz	.328
	Karl Nonemaker	.328
2002	Sean Luellwitz	.370
2003	John Kaye	.316
2004	Warner Jones	.414
2005	Mike Baxter	.374
2006	Ryan Flaherty	.339
2007	Pedro Alvarez	.386
2008	David Macias	.356
2009	Aaron Westlake	.377
2010	Anthony Gomez	.379
2011	Conrad Gregor	.353
2012	Anthony Gomez	.353
2013	Tony Kemp	.391
2014	Bryan Reynolds	.338
2015	Dansby Swanson	.335
2016	Jeren Kendall	.332
2017	Will Toffey	.354

### At-Bats

1970	John McLean	144
1971	Steve Estep	203
1972	Steve Estep	198
1973	Ted Shipley	194
1974	Rick Duncan	210
1975	Rick Duncan	210
1976	Bill Anderson	184
1977	Kenny Sholl	172
1978	Bill Hench	183
1979	Mark Elliott	168
1980	Charles DeFrance	192
1981	Charles DeFrance	197
1982	Charles DeFrance	179
1983	Joey Cora	169
1984	Joey Cora	166
1985	Joey Cora	201
1986	David Joiner	201
1987	Greg Smith	202
1988	Bob Schabes	212
1989	Jim Schifman	207
1990	Jim Schifman	229
1991	Greg Thomas	227
1992	Greg Thomas	210
1993	Boomer Whipple	211
	Greg Thomas	211
1994	Craig Sands	222
	Bart Nielson	222
1995	Josh Paul	219
1996	Josh Paul	223
1997	Josh Adeb	221
1998	Matt Kata	227
1999	Matt Kata	227
2000	Karl Nonemaker	224
2001	Kevin Geshke	232
2002	Karl Nonemaker	212
2003	Warner Jones	227
2004	Warner Jones	268
2005	Warner Jones	238
2006	Brian Hernandez	255
2007	Ryan Flaherty	273
2008	David Macias	270

2009	Steven Liddle	250
2010	Andrew Giobbi	275
2011	Anthony Gomez	**286
2012	Anthony Gomez	255
2013	Tony Kemp	266
2014	Dansby Swanson	282
2015	Rhett Wiseman	290
2016	Jeren Kendall	250
2017	Jeren Kendall	261

### Hits

1970	John McLean	47
1971	Jerry Reasonover	70
1972	Steve Estep	70
1973	Ted Shipley	65
1974	Rick Duncan	68
1975	Rick Duncan	73
1976	Bill Anderson	60
1977	Jerry Robertson	57
1978	Bill Hench	63
1979	Mike Pike	60
1980	Scotti Madison	81
1981	Tim Turner	57
	Jerry Williams	57
1982	Charles DeFrance	60
1983	Darren Puskarich	61
1984	Joey Cora	60
1985	Joey Cora	81
1986	Bill Shiverick	67
	Greg Smith	67
1987	Greg Smith	83
1988	Jim Schifman	71
1989	Jim Schifman	65
1990	Jim Schifman	83
1991	Greg Thomas	91
1992	Greg Thomas	64
1993	Boomer Whipple	79
1994	Nick Morrow	80
1995	Josh Paul	85
1996	Glenn Davis	78
1997	Josh Adeb	81
1998	Clinton Johnston	84
1999	Hunter Bledsoe	95
2000	Karl Nonemaker	88
2001	Sean Luellwitz	65
2002	Sean Luellwitz	77
2003	Warner Jones	70
2004	Warner Jones	**111
2005	Mike Baxter	79
2006	Pedro Alvarez	79
2007	Pedro Alvarez	105
2008	David Macias	96
2009	Aaron Westlake	90
2010	Jason Esposito	94
2011	Anthony Gomez	96
2012	Anthony Gomez	90
2013	Tony Kemp	104
2014	Bryan Reynolds	95
2015	Dansby Swanson	94
2016	Jeren Kendall	83
2017	Jeren Kendall	80

### Runs Scored

1970	Steve Estep	30
1971	Jimmy Conn	43
1972	Bill Winchester	48
1973	Ted Shipley	44
1974	Ted Shipley	48
1975	Bill Hardin	49
1976	Bill Hardin	46
1977	Mike Wright	33
1978	Scotti Madison	42
1979	Bill Hench	35
	Mike Pike	35
1980	Hal Cohen	50
1981	Charles DeFrance	53
1982	Tim Turner	48
1983	Kent Yarbrough	41
1984	Joey Cora	49
1985	Joey Cora	57
1986	Joey Jackson	50
1987	Greg Smith	52
1988	Jim Schifman	52
1989	Bob Schabes	66
1990	Jim Schifman	61
1991	Greg Thomas	66
1992	Nick Morrow	49
1993	Vee Hightower	69
1994	Boomer Whipple	71
1995	Josh Paul	63
1996	Glenn Davis	55
1997	Josh Adeb	53
	Clinton Johnston	53
1998	Matt Kata	61
1999	Hunter Bledsoe	61
2000	Ullises Cabrera	51
2001	Ashley Freeman	40

2002	Tony Mansolino	47
2003	Ryan Klosterman	35
2004	Ryan Klosterman	72
2005	Mike Baxter	47
2006	Pedro Alvarez	70
2007	Pedro Alvarez	**76
2008	Dominic de la Osa	65
2009	Brian Harris	65
2010	Aaron Westlake	66
2011	Anthony Gomez	61
2012	Tony Kemp	55
2013	Tony Kemp	64
2014	Dansby Swanson	63
2015	Dansby Swanson	**76
2016	Jeren Kendall	63
2017	Jeren Kendall	59

### Doubles

1970	Jeff Love	7
	John McLean	7
1971	Jerry Reasonover	12
1972	John McLean	11
1973	Rick Duncan	11
1974	Rick Duncan	14
1975	Rick Duncan	14
1976	Bill Anderson	15
1977	Mike Wright	9
1978	Scotti Madison	12
1979	Mark Elliott	14
1980	Mike Pike	15
1981	Charles DeFrance	16
1982	Cam Stubbs	16
1983	Darren Puskarich	15
1984	Joey Cora	12
1985	Benton Patton	21
1986	Cam Hazen	15
	David Joiner	15
1987	Greg Smith	16
1988	Jamie Abbg	16
	Bob Schabes	16
1989	Mike Skaggs	21
1990	Jim Schifman	12
	Brad Shoemaker	12
1991	Greg Thomas	18
1992	Jeff Martin	18
	Nick Morrow	18
1993	Alan Purdy	19
1994	Craig Sands	18
1995	Josh Paul	16
1996	Glenn Davis	15
	Josh Paul	15
1997	Josh Adeb	26
1998	Matt Kata	19
1999	Hunter Bledsoe	24
2000	Ashley Freeman	22
2001	Sean Luellwitz	15
2002	Sean Luellwitz	16
2003	Ryan Klosterman	15
2004	Warner Jones	**27
2005	Mike Baxter	16
2006	Brian Hernandez	21
2007	Ryan Flaherty	23
	Dominic de la Osa	23
2008	Andrew Giobbi	22
2009	Steven Liddle	22
2010	Jason Esposito	25
2011	Jason Esposito	22
2012	Conrad Gregor	20
2013	Mike Yastrzemski	19
2014	Dansby Swanson	**27
2015	Dansby Swanson	24
2016	Jeren Kendall	16
	Bryan Reynolds	16
2017	Jason Delay	18

### Triples

1970	Bill Winchester	2
	Adams Carroll	2
1971	Steve Estep	5
1972	John McLean	2
	Tommy Powell	2
	Chuck Boyett	2
1973	Greg Collins	3
1974	Ted Shipley	5
1975	Rick Duncan	6
1976	Jerry Robertson	3
1977	Steve Chandler	4
1978	Jerry Williams	3
	Wayne Gregory	3
1979	Mike Pike	1
	Mark Elliott	1
	Greg Wells	1
1980	Four Players	2
1981	Five Players	2
1982	Four Players	1
1983	Kent Yarbrough	3
1984	Joey Cora	5

1985	Joey Cora	6
1986	Brad Harvie	3
1987	Four Players	1
1988	Jim Schifman	3
1989	Jamie Abbg	4
1990	Jim Schifman	5
1991	Nick Morrow	5
1992	Gabe Whatley	4
1993	Nick Morrow	4
1994	Nick Morrow	4
	Boomer Whipple	4
	Bart Nielson	4
1995	Ryan Montgomery	6
1996	Josh Paul	3
1997	Glenn Davis	2
	Matt Kata	2
1998	Four players	1
1999	Matt Kata	2
	Scott Vanderhoff	2
2000	Five Players	1
2001	Chris Broadus	2
	Sean Luellwitz	2
2002	John Kaye	3
2003	Warner Jones	2
2004	Ryan Klosterman	**8
2005	Mike Baxter	3
2006	Dominic de la Osa	2
	Brad French	2
	Brian Hernandez	2
	David Macias	2
2007	Matt Meingasner	4
2008	Dominic de la Osa	4
2009	Steven Liddle	2
2010	Bryan Johns	2
2011	Tony Kemp	7
2012	Tony Kemp	**8
2013	Tony Kemp	6
2014	Rhett Wiseman	4
2015	Jeren Kendall	6
	Dansby Swanson	6
2016	Jeren Kendall	**8
2017	Jeren Kendall	5

### Home Runs

1970	Bill Winchester	6
1971	John McLean	10
1972	Bill Winchester	9
1973	Greg Collins	9
1974	Ted Shipley	10
1975	Rick Duncan	6
1976	Bill Hardin	7
1977	Mike Wright	7
1978	Scotti Madison	15
1979	Scotti Madison	15
1980	Scotti Madison	15
1981	Jerry Williams	8
1982	David Skinner	7
1983	George Flower	6
1984	Donald Lawson	13
1985	Jeff Graham	17
1986	Brad Harvie	13
1987	Brad Harvie	14
	Cam Hazen	14
1988	Jamie Abbg	11
	Cam Hazen	11
1989	Bart King	9
1990	Jim Schifman	9
	Mike Skaggs	9
1991	Greg Thomas	16
1992	Jeff Martin	14
1993	Gabe Whatley	12
1994	Nick Morrow	19
1995	Josh Paul	11
1996	Glenn Davis	17
1997	Glenn Davis	18
	Jason Farese	18
1998	Josh Adeb	19
	Clinton Johnston	19
1999	Hunter Bledsoe	10
2000	Adam Blue	9
2001	John Kaye	6
	Sean Luellwitz	6
	Ashley Freeman	6
2002	Sean Luellwitz	12
2003	Cesar Nicolas	7
2004	Cesar Nicolas	15
2005	Mike Baxter	9
2006	Pedro Alvarez	**22
2007	Dominic de la Osa	20
2008	Ryan Flaherty	14
2009	Curt Casali	10
	Aaron Westlake	10
	Steven Liddle	10
2010	Aaron Westlake	14
2011	Aaron Westlake	18
2012	Connor Harrell	7
2013	Connor Harrell	12



# YEARLY LEADERS



2014	Zander Wiel	5
2015	Zander Wiel	15
	Rhett Wiseman	15
	Dansby Swanson	15
2016	Bryan Reynolds	13
2017	Jeren Kendall	15

## Runs Batted In

1970	Bill Winchester	33
1971	Steve Estep	35
1972	Bill Winchester	55
1973	Rick Duncan	51
1974	Rick Duncan	45
1975	Rick Duncan	51
1976	Bill Hardin	23
1977	Steve Chandler	26
	Mike Wright	26
1978	Scotti Madison	38
1979	Mike Pike	43
1980	Scotti Madison	56
1981	Jerry Williams	51
1982	Tim Turner	38
1983	Darren Puskarch	35
1984	Donald Lawson	36
1985	Benton Patton	59
1986	Bill Shiverick	53
1987	Greg Smith	52
1988	Greg Smith	56
1989	Jim Schiffman	52
1990	Brad Shoemaker	39
1991	Greg Thomas	71
1992	Greg Thomas	54
1993	Boomer Whipple	57
1994	Nick Morrow	64
1995	Josh Paul	50
1996	Glenn Davis	61
1997	Glenn Davis	64
1998	Clinton Johnston	**74
1999	Hunter Bledsoe	51
2000	Karl Nonemaker	56
2001	Ashley Freeman	40
2002	Sean Luellwitz	51
2003	Cesar Nicolas	33
2004	Warner Jones	**74
2005	Mike Baxter	48
2006	Pedro Alvarez	64
2007	Pedro Alvarez	68
2008	Ryan Flaherty	63
2009	Curt Casali	59
2010	Jason Esposito	64
2011	Jason Esposito	59
2012	Anthony Gomez	57
2013	Connor Harrell	67
2014	Bryan Reynolds	54
2015	Zander Wiel	68
2016	Jeren Kendall	59
2017	Julian Infante	66

## Walks

1970	Steve Estep	27
1971	Records Not Available	
1972	Bill Winchester	29
1973	John McLean	29
1974	Bill Hardin	39
1975	Gene Mennees	47
1976	Steve Chandler	49
1977	Steve Chandler	32
1978	Mark Elliott	45
1979	Scotti Madison	54
1980	Bill Hench	49
1981	Jerry Williams	34
1982	Erez Borowsky	44
1983	Doug Fair	38
1984	Joey Cora	31
1985	Joey Cora	27
	Benton Patton	27
1986	Brad Harvie	38
1987	Brad Harvie	38
1988	Mike Skaggs	28
1989	Bob Schabes	56
1990	Mike Skaggs	31
1991	Vee Hightower	40
1992	Nick Morrow	40
1993	Vee Hightower	**63
1994	Nick Morrow	45
1995	Boomer Whipple	44
1996	Clinton Johnston	36
1997	Clinton Johnston	44
1998	Clinton Johnston	42
1999	Hunter Bledsoe	40
2000	Ashley Freeman	32
2001	John Kaye	31
2002	Tony Mansolino	24
	Cesar Nicolas	24
2003	Ryan Klosterman	24
	Tony Mansolino	24
2004	Cesar Nicolas	40

2005	Mike Baxter	30
2006	Pedro Alvarez	57
2007	Pedro Alvarez	40
2008	Ryan Flaherty	39
2009	Brian Harris	39
2010	Brian Harris	55
2011	Aaron Westlake	47
2012	Conrad Gregor	41
2013	Conrad Gregor	54
2014	Vince Conde	41
2015	Dansby Swanson	43
2016	Will Toffey	51
2017	Will Toffey	48

## PITCHING

### Wins

1970	Mike Willis	7
1971	Jeff Peeples	8
1972	John McLean	7
	Jeff Peeples	7
1973	Jeff Peeples	12
1974	Rick Rhodes	8
1975	Mike Coyne	6
	Lewis Key	6
1976	Bob Latimer	6
1977	Rickey Kirtrell	7
1978	Rickey Kirtrell	7
	Jack Nuismer	7
1979	Jack Nuismer	10
1980	David Nenad	7
1981	Jim Gibbs	6
1982	Brian Farley	7
	Jim Gibbs	7
1983	Jim Gibbs	4
1984	Jim Gibbs	8
1985	Mark Ambrose	7
1986	Jim Heins	8
1987	Kyle Balch	7
1988	Kyle Balch	7
1989	Mike McLochlin	8
1990	JoJo Smith	8
1991	Steve Sadecki	7
1992	Scott Newell	5
	Bump Elliott	5
1993	Joe Barbao	9
	Matt McDonnough	9
1994	Matt McDonnough	7
	Joe Barbao	7
1995	Phillip Haigler	5
	Paul Seybt	5
1996	Paul Seybt	8
1997	Bert Snow	8
1998	Bert Snow	5
	Damon Yee	5
1999	Mike Byrd	5
2000	Damon Yee	5
2001	Jeff Little	6
2002	Jeremy Sowers	6
2003	Jeremy Sowers	7
2004	Jeremy Sowers	10
2005	Jensen Lewis	8
2006	David Price	8
2007	Casey Weathers	12
2008	Caleb Cotham	7
	Mike Minor	7
2009	Caleb Cotham	7
2010	Sonny Gray	10
2011	Grayson Garvin	13
2012	Sam Selman	9
2013	Tyler Beede	**14
2014	Walker Buehler	12
2015	Carson Fulmer	**14
2016	Kyle Wright	8
	Jordan Sheffield	8
2017	Patrick Raby	10

### Saves

1970	Mark Bode	3
1971	Mark Bode	3
1972	Ed White	3
1973	Mark Bode	3
1974	Wayne Palmore	4
1975	Mike Coyne	2
	Rick Rhodes	2
1976	Bob Latimer	4
1977	Scott Sanderson	3
1978	Ted Govedarica	6
1979	Mike McCarthy	1
	Bill Sahagian	1
1980	John Yanello	4
1981	Gary Burns	2
1982	Tom Wasilewski	3
1983	Jeff Trenning	3
1984	Jeff Trenning	3
1985	Mark Ambrose	2
	Abbie Woyce	2

1986	Scott Graf	2
1987	Archie Smith	4
1988	Mike McLochlin	2
1989	Bryant Freer	3
1990	JoJo Smith	6
1991	Joe Morrow	3
1992	Tom Pendley	4
1993	David Daniels	6
1994	David Daniels	3
1995	David Daniels	3
1996	Clinton Johnston	9
1997	Matt Kata	6
1998	Four players	1
1999	Matt Kata	2
2000	Andy Beal	3
2001	Robert Ransom	2
2002	Dean Bennett	6
2003	Jensen Lewis	8
2004	Ryan Rote	11
2005	Ryan Rote	8
2006	Nick Christiani	3
	Casey Weathers	3
2007	Casey Weathers	7
2008	Russell Brewer	8
2009	Sonny Gray	5
2010	Russell Brewer	6
2011	Navery Moore	11
2012	Will Clinard	5
	Brian Miller	**16
2013	Brian Miller	10
2014	Carson Fulmer	5
2015	Philip Pfeifer	10
2016	Ben Bowden	5
2017	Reed Hayes	7

### Innings Pitched

1970	Mike Willis	79.1
1971	Doug Wessel	86.0
1972	Jeff Peeples	76.0
1973	Jeff Peeples	114.2
1974	Rick Rhodes	93.2
1975	Mike Coyne	81.1
1976	Bob Latimer	82.0
1977	Rickey Kirtrell	91.2
1978	Rickey Kirtrell	85.2
1979	Jack Nuismer	100.0
1980	David Nenad	104.0
1981	David Nenad	86.0
1982	Brian Farley	80.0
1983	Jim Gibbs	69.1
1984	Tom Wasilewski	66.2
1985	Mark Ambrose	87.1
1986	Jim Heins	87.1
1987	Archie Smith	78.0
1988	Kyle Balch	98.0
1989	Jim Heins	102.0
1990	JoJo Smith	97.2
1991	Ronnie McGill	88.1
1992	Scott Newell	107.1
1993	Ronnie McGill	100.2
1994	Joe Barbao	110.0
1995	Phillip Haigler	114.0
1996	Phillip Haigler	106.2
1997	Bert Snow	93.2
1998	Bert Snow	90.1
1999	Mike Byrd	107.2
2000	Damon Yee	105.1
2001	Steven Faulkner	99.0
2002	Jeremy Sowers	101.0
2003	Jeremy Sowers	115.0
2004	Jeremy Sowers	122.2
2005	Jensen Lewis	92.2
2006	David Price	110.1
2007	David Price	**133.1
2008	Mike Minor	103.0
2009	Mike Minor	110.2
2010	Sonny Gray	108.2
2011	Sonny Gray	126.0
2012	Kevin Ziomek	79.1
2013	Kevin Ziomek	119.0
2014	Tyler Beede	113.1
2015	Carson Fulmer	127.2
2016	Jordan Sheffield	101.2
2017	Patrick Raby	105.1

### Earned Run Average

1970	Mike Willis	2.39
1971	Jeff Peeples	1.56
1972	Jeff Peeples	*1.30
1973	Jeff Peeples	1.64
1974	Rick Rhodes	3.06
1975	Lewis Key	3.12
1976	Lewis Key	2.19
1977	Rickey Kirtrell	2.95
1978	Rickey Kirtrell	2.95
1979	Jack Nuismer	3.78
1980	Gary Burns	3.63

1981	David Nenad	4.40
1982	Abbie Woyce	3.37
1983	Abbie Woyce	4.04
1984	Jim Gibbs	3.96
1985	Kyle Balch	3.19
1986	John Parke	4.61
1987	Archie Smith	4.38
1988	Kyle Balch	3.58
1989	Steve Sadecki	4.75
1990	JoJo Smith	2.67
1991	Ronnie McGill	4.69
1992	Ronnie McGill	4.54
1993	Joe Barbao	3.98
1994	Matt McDonnough	3.72
1995	David Daniels	3.07
1996	Clinton Johnston	2.41
1997	Damon Yee	2.33
1998	Clinton Johnston	2.66
1999	Mike Byrd	3.59
2000	Andy Beal	4.59
2001	Robert Ransom	5.94
2002	Jeremy Sowers	4.37
2003	Jeremy Sowers	2.50
2004	Ryan Mullins	2.58
2005	Jensen Lewis	2.62
2006	Ty Davis	3.91
2007	David Price	2.63
2008	Mike Minor	4.28
2009	Russell Brewer	2.96
2010	Chase Reid	3.46
2011	Sonny Gray	2.43
2012	Drew VerHagen	3.50
2013	Kevin Ziomek	2.12
2014	Carson Fulmer	1.98
2015	Carson Fulmer	1.83
2016	Jordan Sheffield	3.01
2017	Zach King	2.56

### Strikeouts

1970	Doug Wessel	97
	Mike Willis	97
1971	Doug Wessel	131
1972	Mike Willis	71
1973	Jeff Peeples	113
1974	Rick Rhodes	73
1975	Lewis Key	50
	Rick Rhodes	50
1976	Scott Sanderson	65
1977	Scott Sanderson	87
1978	Rickey Kirtrell	63
1979	Jack Nuismer	78
1980	John Yanello	59
1981	Jim Gibbs	57
1982	Brian Farley	63
1983	Abbie Woyce	51
1984	Jeff Edwards	65
1985	Mark Ambrose	100
1986	Kyle Balch	68
1987	Archie Smith	89
1988	Kyle Balch	85
1989	Mike McLochlin	63
1990	JoJo Smith	75
1991	Steve Sadecki	93
1992	Scott Newell	61
1993	Ronnie McGill	51
1994	Joe Barbao	55
1995	Phillip Haigler	71
1996	Phillip Haigler	62
1997	Bert Snow	97
1998	Bert Snow	83
1999	Mike Byrd	101
2000	Damon Yee	106
2001	Steven Faulkner	75
2002	Jeremy Sowers	85
2003	Jeremy Sowers	123
2004	Jeremy Sowers	119
2005	Jensen Lewis	95
2006	David Price	155
2007	David Price	**194
2008	Mike Minor	101
2009	Mike Minor	114
2010	Sonny Gray	113
2011	Sonny Gray	132
2012	Sam Selman	80
2013	Kevin Ziomek	115
2014	Tyler Beede	116
2015	Carson Fulmer	167
2016	Jordan Sheffield	113
2017	Kyle Wright	121

### Current players in bold

\*NCAA Record

\*\*Team Record



# YEARLY TEAM STATISTICS



## Yearly Team Batting Statistics

Year	G	AB	R	H	2B	3B	HR	RBI	AVG.	BB	SO	SB-SBA	PO	A	E	FLD%
1969	39	-	178	291	-	-	-	134	-	-	-	-	-	-	-	-
1970	40	1238	227	342	50	11	27	181	.276	151	217	49	-	-	-	-
1971	53	1726	278	459	59	15	36	226	.266	224	315	85	-	-	-	-
1972	50	1727	325	486	67	8	31	274	.281	234	267	68	-	-	-	-
1973	52	1649	319	461	69	13	40	264	.280	235	341	101	-	-	-	-
1974	60	1714	293	428	63	15	36	247	.250	265	257	154	-	-	-	-
1975	60	1712	308	423	54	15	23	250	.247	309	302	74	-	-	-	-
1976	50	1546	260	415	75	13	32	200	.268	232	231	90	-	-	-	-
1977	51	1503	234	411	68	8	22	180	.273	173	214	90	-	-	104	-
1978	48	1491	296	423	78	12	40	253	.284	203	<u>207</u>	65	-	-	91	-
1979	46	1372	271	369	73	5	40	238	.269	235	227	49-76	1043	449	78	.950
1980	56	1790	388	546	95	11	33	349	.305	314	219	87-115	1353	586	77	.962
1981	52	1615	331	464	110	11	55	307	.287	217	274	108-140	1196	547	91	.950
1982	46	1474	332	463	92	4	38	294	.314	218	251	101-122	1087	444	79	.951
1983	46	1463	260	414	85	10	26	232	.283	210	219	61-80	1108	505	90	.947
1984	45	1408	314	422	95	10	49	268	.300	218	240	57-82	1055	463	84	.948
1985	51	1708	403	558	104	18	<u>86</u>	367	.327	195	303	81-109	1218	515	72	.960
1986	54	1775	352	531	110	10	67	320	.299	210	370	48-78	1298	560	126	.936
1987	52	1700	399	522	107	4	76	346	.307	222	352	57-81	1222	527	117	.937
1988	53	1773	369	532	113	12	46	314	.300	203	338	66-86	1323	561	120	.940
1989	54	1797	404	522	115	10	41	355	.290	<u>322</u>	346	<u>182-220</u>	1373	587	95	.954
1990	58	1948	351	555	101	18	53	319	.285	234	383	79-112	1448	629	154	.931
1991	57	1906	428	565	101	16	70	385	.296	281	386	85-108	1415	544	92	.955
1992	54	1755	355	501	108	16	65	313	.285	284	399	68-99	1364	604	102	.951
1993	56	1895	382	582	127	6	63	333	.307	261	328	115-156	1421	617	93	.956
1994	58	1967	446	587	112	19	57	405	.298	264	410	104-144	1503	681	107	.953
1995	56	1950	362	540	119	16	40	329	.277	273	412	86-125	1495	619	101	.954
1996	54	1860	372	544	108	10	82	346	.292	240	485	68-94	1415	608	101	.951
1997	55	1952	<u>449</u>	616	122	6	85	400	.316	248	437	58-82	1432	577	111	.948
1998	53	1856	414	561	120	6	71	381	.302	239	417	62-92	1367	592	128	.939
1999	55	1963	349	603	134	8	43	311	.307	219	356	83-107	1453	624	117	.947
2000	54	1885	345	559	126	5	40	315	.297	209	368	51-72	1408	554	83	.959
2001	55	1885	305	508	113	7	33	274	.269	247	411	50-73	1460	569	62	.970
2002	51	1780	302	507	116	6	41	280	.285	161	382	41-57	1349	546	68	.965
2003	55	1872	216	483	92	5	25	197	.258	158	328	47-75	1497	602	60	.972
2004	64	2243	398	681	119	26	53	363	.304	189	375	93-112	1723	599	<u>52</u>	.978
2005	55	1914	298	557	86	8	38	271	.291	168	291	95-120	1487	548	68	.968
2006	65	2291	424	705	131	13	57	388	.308	239	369	49-79	1738	634	74	.970
2007	67	2417	<u>491</u>	<u>782</u>	158	16	66	<u>443</u>	<u>.324</u>	244	405	75-103	1820	696	69	.973
2008	63	2256	448	697	135	21	62	400	.309	253	414	80-109	1707	594	70	.970
2009	64	2173	449	665	134	8	56	397	.306	259	389	89-123	1668	576	65	.972
2010	66	2329	481	719	<u>160</u>	7	63	437	.310	301	393	80-105	1814	716	66	.975
2011	66	2269	459	714	130	14	51	413	.315	258	361	80-111	1749	658	66	.973
2012	63	2076	349	556	115	19	27	315	.268	249	426	92-120	1675	613	82	.965
2013	66	2238	459	700	126	17	41	418	.313	295	394	139-175	1788	644	58	.977
2014	<u>72</u>	2359	403	655	145	14	22	351	.278	269	463	120-166	1919	<u>765</u>	69	.975
2015	<u>72</u>	<u>2505</u>	476	726	152	<u>28</u>	69	433	.290	302	610	106-138	<u>1967</u>	731	58	<u>.979</u>
2016	62	2076	416	568	115	26	43	375	.274	268	530	88-125	1654	600	59	.974
2017	62	2141	409	599	114	17	51	379	.280	287	475	54-80	1676	639	58	.976

Team Best Marks Underlined

# YEARLY TEAM STATISTICS



## Yearly Team Pitching Statistics

Year	G	W-L	PCT.	ERA	SV	CG	SHO	IP	H	R-ER	BB	SO	HR	BK	HB	WP
1970	40	24-16	.600	3.24	6	-	4	324.2	262	157-117	194	359	-	-	-	25
1971	53	33-19	.635	3.38	11	-	-	447.1	359	199-151	240	440	-	-	-	3
1972	50	35-17	.700	3.51	10	23	-	438.2	424	228-171	224	415	-	-	-	-
1973	52	36-16	.692	3.21	8	<u>29</u>	-	420.2	364	<u>184-150</u>	210	360	-	-	-	-
1974	60	37-22	.617	4.26	7	26	-	465.1	482	269-220	247	252	-	-	-	-
1975	60	30-29	.500	4.30	5	28	-	456.2	456	299-218	278	280	-	-	-	-
1976	50	27-23	.540	4.14	7	25	-	404.0	425	270-186	247	277	-	-	-	-
1977	51	25-25	.490	3.71	3	-	-	390.2	396	238-161	186	368	-	-	<u>7</u>	24
1978	48	31-17	.646	5.01	9	-	-	382.1	443	272-213	180	251	-	-	16	23
1979	46	21-25	.457	5.67	2	23	2*	349.0	396	285-219	246	223	32	1	9	25
1980	56	34-21	.618	4.49	9	14	8*	451.0	447	261-225	300	262	29	2	22	<u>21</u>
1981	52	26-25	.510	5.85	6	13	1	398.2	461	332-259	292	243	49	2	14	33
1982	46	28-17	.622	4.77	6	13	4*	362.1	<u>363</u>	259-192	305	258	30	2	14	<u>21</u>
1983	46	22-23	.489	5.14	8	8	2*	369.1	401	279-211	245	303	35	1	13	33
1984	45	28-17	.622	5.35	7	11	1*	351.2	388	270-209	242	309	44	4	16	37
1985	51	35-16	.686	4.66	6	15	7*	406.0	408	262-210	234	386	44	4	25	26
1986	54	25-29	.463	5.35	6	15	3*	432.2	525	352-257	232	310	42	4	22	50
1987	52	27-25	.519	5.74	7	10	1	408.0	478	338-260	219	358	45	5	17	29
1988	53	30-23	.566	4.45	4	12	2	441.0	449	295-218	259	372	45	3	18	37
1989	54	31-21	.596	5.33	9	10	0	459.1	476	324-271	258	283	57	<u>0</u>	27	49
1990	58	28-30	.483	5.26	10	11	1	484.1	565	401-282	269	337	42	5	40	53
1991	57	29-27	.518	5.65	9	7	0	473.1	530	359-296	260	350	56	4	23	55
1992	54	29-24	.547	6.04	10	5	0	456.1	553	373-305	240	284	56	4	44	45
1993	56	32-23	.582	6.00	11	2	0	473.2	545	375-316	279	261	60	4	38	44
1994	58	28-30	.483	5.57	4	10	5	501.0	556	375-310	265	325	52	5	35	50
1995	56	26-30	.465	4.52	8	5	0	498.1	530	354-250	209	360	39	4	33	44
1996	54	29-25	.537	5.59	12	4	2	471.2	573	365-293	179	329	65	6	38	32
1997	55	31-24	.564	6.00	7	2	1	477.1	566	410-318	250	408	78	2	37	58
1998	53	25-28	.472	6.40	4	2	3	455.2	576	427-324	224	408	88	6	60	42
1999	55	22-33	.400	5.85	4	3	0	484.1	604	396-315	231	437	74	4	37	49
2000	54	21-33	.389	5.94	7	7	0	469.1	529	390-310	270	382	50	5	67	62
2001	55	24-31	.436	6.45	6	3	1*	486.2	595	395-349	231	324	67	4	59	32
2002	51	24-27	.471	5.98	12	5	1	449.2	529	348-299	228	312	45	12	53	52
2003	55	27-28	.491	3.46	15	1	3	499.0	475	237-192	<u>168</u>	432	32	12	36	24
2004	64	45-19	.703	3.34	17	6	10*	574.1	532	253-213	195	518	39	5	55	28
2005	55	34-21	.618	3.38	16	3	5*	495.2	429	223-186	189	514	26	3	55	36
2006	65	38-27	.585	4.18	11	7	4	579.1	556	308-269	229	574	45	11	71	42
2007	67	<u>54-13</u>	.806	3.55	13	7	4	606.2	535	266-239	180	633	38	5	65	33
2008	63	41-22	.651	4.68	15	3	2*	569.0	577	338-296	231	587	55	9	65	44
2009	64	37-27	.578	4.66	17	6	6*	556.0	586	326-288	207	604	68	8	48	44
2010	66	46-20	.697	3.69	14	3	6	604.2	592	298-248	224	557	48	3	49	26
2011	66	<u>54-12</u>	<u>.818</u>	<u>2.44</u>	18	3	7*	583.0	466	187-158	199	567	29	7	60	32
2012	63	35-28	.556	4.05	13	2	5	558.1	534	293-251	253	452	32	11	78	41
2013	66	<u>54-12</u>	<u>.818</u>	2.76	<u>24</u>	3	3*	596.0	469	217-183	258	520	20	4	64	50
2014	<u>72</u>	51-21	.708	2.90	21	3	8*	639.2	486	252-206	245	636	16	6	61	63
2015	<u>72</u>	51-21	.708	2.84	13	4	14*	<u>655.2</u>	508	247-207	295	<u>703</u>	31	9	52	54
2016	62	43-19	.694	3.25	19	2	9*	551.1	473	249-199	211	593	26	2	52	52
2017	62	36-25	.590	3.71	12	3	5	558.2	464	271-230	227	544	47	3	59	56

\* Combined Shutout Team Best Marks Underlined



**Kyle Wright led the Commodores with 121 strikeouts in 2017, helping the Dores post the team's fifth straight season with over 500 strikeouts as a team.**





# SEC TOURNAMENT HISTORY



## ★ 2007 & 1980 SEC Tournament Champions ★ 22 Appearances ★ 47-36 Overall Record

### 2017

S. Carolina 7, Vanderbilt 4 (11)

### 2016

Vanderbilt 7, Missouri 0  
Vanderbilt 6, Texas A&M 5  
Ole Miss 12, Vanderbilt 9  
Texas A&M 13, Vanderbilt 3 (7)

### 2015 - Runner-up

Vanderbilt 7, Missouri 6 (10)  
Texas A&M 6, Vanderbilt 1  
Vanderbilt 16, Alabama 1 (7)  
Vanderbilt 12, Texas A&M 3  
Florida 7, Vanderbilt 3

### 2014

Vanderbilt 3, Tennessee 2  
LSU 11, Vanderbilt 1 (7)  
Ole Miss 7, Vanderbilt 2

### 2013 - Runner-up

Texas A&M 5, Vanderbilt 0  
Vanderbilt 4, S. Carolina 3 (10)  
Vanderbilt 3, Texas A&M 0  
Vanderbilt 16, Miss. St. 8  
LSU 5, Vanderbilt 4 (11)

### 2012 - Runner-up

Vanderbilt 4, Georgia 1  
Vanderbilt 10, Georgia 0 (7)  
Vanderbilt 3, South Carolina 2  
Vanderbilt 2, Florida 1  
Vanderbilt 8, Florida 6  
Mississippi State 3, Vanderbilt 0

### 2011 - Runner-up

Vanderbilt 10, Georgia 0 (7)  
Vanderbilt 7, South Carolina 2  
Vanderbilt 3, Arkansas 2  
Florida 5, Vanderbilt 0

### 2010

Vanderbilt 2, Arkansas 0  
LSU 7, Vanderbilt 5  
Florida 5, Vanderbilt 2

### 2009 - Runner-up

Vanderbilt 4, LSU 1  
Vanderbilt 5, South Carolina 4  
Vanderbilt 11, Arkansas 1  
LSU 6, Vanderbilt 2

### 2008

Vanderbilt 7, Florida 3  
LSU 8, Vanderbilt 2  
Vanderbilt 7, South Carolina 5  
Vanderbilt 7, Ole Miss 4  
Ole Miss 8, Vanderbilt 7

### 2007 - Champions

Tennessee 6, Vanderbilt 4  
Vanderbilt 3, Mississippi State 2  
Vanderbilt 15, Tennessee 2  
Vanderbilt 13, Ole Miss 1 (8)  
Vanderbilt 7, Ole Miss 6 (10)  
Vanderbilt 7, Arkansas 4

### 2006 - Runner-up

Vanderbilt 9, Georgia 4  
Vanderbilt 11, South Carolina 1 (7)  
Georgia 5, Vanderbilt 4  
Vanderbilt 11, Georgia 1 (7)  
Ole Miss 9, Vanderbilt 3

### 2004 - Runner-up

Vanderbilt 6, Georgia 0  
Vanderbilt 3, Florida 0  
Vanderbilt 6, Florida 5 (12)  
South Carolina 3, Vanderbilt 2

### 2003

Auburn 3, Vanderbilt 1  
South Carolina 3, Vanderbilt 2

### 1996

Mississippi State 8, Vanderbilt 5

### 1995

Vanderbilt 9, Tennessee 4  
Vanderbilt 4, Florida 2  
Kentucky 9, Vanderbilt 6  
Tennessee 4, Vanderbilt 3

### 1994 - Runner-up

Tennessee 20, Vanderbilt 12  
Vanderbilt 15, Florida 7  
Vanderbilt 15, Kentucky 6  
Vanderbilt 6, Georgia 1  
Vanderbilt 4, Tennessee 1  
Tennessee 6, Vanderbilt 3  
**1993**  
Tennessee 7, Vanderbilt 4  
Vanderbilt 11, South Carolina 7  
Tennessee 11, Vanderbilt 5

### 1992

LSU 7, Vanderbilt 2  
South Carolina 14, Vanderbilt 1

### 1990

Vanderbilt 6, Georgia 3  
Vanderbilt 4, Auburn 3  
LSU 13, Vanderbilt 5  
Mississippi State 17, Vanderbilt 9

### 1980 - Champions

Auburn 3, Vanderbilt 2  
Vanderbilt 11, Florida 7  
Vanderbilt 21, Ole Miss 0  
Vanderbilt 16, Auburn 3  
Vanderbilt 13, Auburn 0

### 1977

Ole Miss 9, Vanderbilt 7  
Mississippi State 15, Vanderbilt 2

## Individual Records

### Hitting and Base Running

Category	Record	Player vs. Opponent
At Bats	6	12x, last Jeren Kendall vs. Ole Miss (5/25/16)
Runs	6	Charles DeFrance vs. Mississippi (5/12/80)
Hits	4	4x, last Andrew Giobbi vs. S. Carolina (5/21/09)
RBI	4	6x, last Zander Wiel vs. Alabama (5/22/15)
Doubles	3	Pedro Alvarez vs. Tennessee (5/25/07)
Triples	1	Several Players
		last Jeren Kendall vs. Ole Miss (5/25/16)
Home Runs	2	Twice, last Dansby Swanson vs. Missouri (5/20/15)
Total Bases	12	Charles DeFrance vs. Mississippi (5/12/80)
Sacrifices Hits	1	Several Players
Sacrifice Flies	1	Several Players
Stolen Bases	3	3x, last Anthony Gomez vs. Florida (5/26/12)
Stolen Base Attempts	4	Anthony Gomez vs. Florida (5/26/12)
Hit By Pitch	3	Boomer Whipple vs. Florida (5/20/94)
Strikeouts	4	Steve Chmil vs. Auburn (5/13/80)

### Pitching

Category	Record	Player vs. Opponent
Innings	9.0	Several Players
		last Mike Minor vs. LSU (5/20/09)
Runs Allowed	10	Kyle Wright vs. Texas A&M (5/27/16)
Earned Runs	9	Kyle Wright vs. Texas A&M (5/27/16)
Hits Allowed	13	Joe Barbao vs. Florida (5/20/94)
Walks	9	Barry Ralston vs. Florida (5/11/80)
Strikeouts	12	Ryan Mullins vs. Florida (5/27/04)
Wild Pitches	3	Kyle Wright vs. Texas A&M (5/27/16)
Low Hit (Complete Game)	3	Jeremy Sowers vs. Georgia (5/26/04)
Home Runs Allowed	3	Rick Giannola vs. Kentucky (5/21/94)

### Fielding

Category	Record	Player vs. Opponent
Putouts	14	Andrew Giobbi vs. South Carolina (5/21/09)
		Ryan Montgomery vs. Tennessee (5/22/94)
Assists	9	Riley Reynolds vs. LSU (5/20/09)
Errors	2	Several Players

## Team Records

### Hitting and Base Running

Category	Record	vs. Opponent
At Bats	49	Mississippi (5/12/80)
Runs	21	Mississippi (5/12/80)
Hits	24	Mississippi (5/12/80)
RBI	20	Mississippi (5/12/80)
Doubles	8	Alabama (5/22/15)
Triples	2	Twice, last Georgia (5/27/06)
Home Runs	4	Twice, last Missouri (5/20/14)
Total Bases	98	Mississippi (5/12/80)
Walks	14	Mississippi (5/12/80)
Strikeouts	14	South Carolina (5/14/92)
Sacrifice Hits	3	3x, last Florida (5/26/12)
Sacrifice Flies	2	7x, last Alabama (5/22/15)
Stolen Bases	7	Florida (5/26/12)
Stolen Bases Attempts	9	Florida (5/26/12)
Hit By Pitch	4	Twice, last LSU (5/26/13)
Left on Base	16	Mississippi (5/12/80)

### Pitching

Category	Record	vs. Opponent
Runs Allowed	20	Tennessee (5/19/94)
Most Hits Allowed	20	Twice, last Tennessee (5/19/94)
Fewest Hits Allowed	1	Georgia (5/25/11)
Fewest Walks	0	3x, last Mississippi State (5/24/07)
Most Walks	8	3x, last South Carolina (5/14/92)
Most Strikeouts	14	South Carolina (5/21/09)
Wild Pitches	3	Texas A&M (5/27/16)
Home Runs Allowed	3	5x, last vs. Texas A&M (5/21/15)

### Fielding

Category	Record	vs. Opponent
Assists	17	LSU (5/20/09)
Errors	4	Texas A&M (5/27/16)

# NCAA TOURNAMENT HISTORY



★ 2014 National Champions ★ 2015 National Runner-Up ★

16 Appearances ★ 7 Super Regionals ★ 3 College World Series ★ 54-36 Overall Record

## 2017

### Clemson, S.C.

June 2 Vanderbilt 13, St. John's 4  
June 3 Vanderbilt 9, Clemson 4  
June 4 Clemson 6, Vanderbilt 0  
June 5 Vanderbilt 8, Clemson 0

### Super Regional - Corvallis, Ore.

June 9 Oregon State 8, Vanderbilt 4  
June 10 Oregon State 9, Vanderbilt 2

## 2016

### Nashville, Tenn.

June 4 Xavier 15, Vanderbilt 1  
June 4 Washington 9, Vanderbilt 8

## 2015 - National Runner-up

### Nashville, Tenn.

May 29 Vanderbilt 9, Lipscomb 1  
May 30 Vanderbilt 6, Indiana 4  
June 1 Vanderbilt 21, Radford 0

### Super Regional - Champaign, Ill.

June 6 Vanderbilt 13, Illinois 0  
June 8 Vanderbilt 4, Illinois 2

### College World Series

June 15 Vanderbilt 4, Cal State Fullerton 3  
June 16 Vanderbilt 1, TCU 0  
June 19 Vanderbilt 7, TCU 1  
June 22 Vanderbilt 5, Virginia 1  
June 23 Virginia 3, Vanderbilt 0  
June 24 Virginia 4, Vanderbilt 2

## 2014 - National Champions

### Nashville, Tenn.

May 30 Vanderbilt 11, Xavier 0  
May 31 Vanderbilt 7, Oregon 2  
June 1 Vanderbilt 3, Oregon 2

### Super Regional - Nashville, Tenn.

June 6 Vanderbilt 11, Stanford 6  
June 7 Stanford 5, Vanderbilt 4  
June 8 Vanderbilt 12, Stanford 5

### College World Series

June 14 Vanderbilt 5, Louisville 3  
June 16 Vanderbilt 6, UC Irvine 4  
June 20 Texas 4, Vanderbilt 0  
June 21 Vanderbilt 4, Texas 3 (10)  
June 23 Vanderbilt 9, Virginia 8  
June 24 Virginia 7, Vanderbilt 0  
June 25 Vanderbilt 3, Virginia 2

## 2013

### Nashville, Tenn.

May 31 Vanderbilt 9, ETSU 1  
June 1 Vanderbilt 10, Illinois 4  
June 2 Georgia Tech 5, Vanderbilt 0  
June 3 Vanderbilt 7, Georgia Tech 1

### Super Regional - Nashville, Tenn.

June 8 Louisville 5, Vanderbilt 3  
June 9 Louisville 2, Vanderbilt 1

## 2012

### Raleigh, N.C.

June 1 Vanderbilt 8, UNC-Wilmington 2  
June 2 Vanderbilt 9, NC State 8  
June 3 NC State 6, Vanderbilt 5  
June 4 NC State 9, Vanderbilt 7

## 2011 - College World Series

### Nashville, Tenn.

June 3 Vanderbilt 10, Belmont 0  
June 4 Vanderbilt 10, Troy 2  
June 5 Vanderbilt 6, Belmont 1

### Super Regional - Nashville, Tenn.

June 10 Vanderbilt 11, Oregon State 1  
June 11 Vanderbilt 9, Oregon State 3

### College World Series

June 18 Vanderbilt 7, North Carolina 3  
June 20 Florida 3, Vanderbilt 1  
June 22 Vanderbilt 5, North Carolina 1  
June 24 Florida 6, Vanderbilt 4

## 2010

### Louisville, Ky.

June 4 Vanderbilt 8, Illinois State 7 (13)  
June 5 Louisville 7, Vanderbilt 1  
June 6 Vanderbilt 10, Illinois State 4  
June 6 Vanderbilt 7, Louisville 0  
June 7 Vanderbilt 3, Louisville 2 (10)  
June 11 Florida State 9, Vanderbilt 8  
June 12 Vanderbilt 6, Florida State 2  
June 13 Florida State 7, Vanderbilt 6

## 2009

### Louisville, Ky.

May 29 Middle Tenn. 5, Vanderbilt 4  
May 30 Vanderbilt 10, Indiana 0  
May 31 Vanderbilt 6, Middle Tenn. 0  
May 31 Vanderbilt 8, Louisville 4  
June 1 Louisville 5, Vanderbilt 3

## 2008

### Tempe, Ariz.

May 30 Oklahoma 8, Vanderbilt 5  
May 31 Vanderbilt 9, Stony Brook 4  
June 1 Oklahoma 11, Vanderbilt 10

## 2007

### Nashville, Tenn.

June 1 Vanderbilt 2, Austin Peay 1 (11)  
June 2 Michigan 4, Vanderbilt 3  
June 3 Vanderbilt 11, Austin Peay 5  
June 3 Vanderbilt 10, Michigan 7  
June 4 Michigan 4, Vanderbilt 3 (10)

## 2006

### Atlanta, Ga.

June 2 Vanderbilt 5, Michigan  
June 3 Georgia Tech 7, Vanderbilt 3  
June 4 Vanderbilt 5, Michigan 4  
June 4 Georgia Tech 8, Vanderbilt 4

## 2004

### Charlottesville, Va.

June 4 Vanderbilt 7, George Mason 3  
June 5 Vanderbilt 11, Princeton 1  
June 6 Vanderbilt 7, Virginia 3  
June 11 Texas 15, Vanderbilt 3  
June 12 Texas 10, Vanderbilt 2

## 1980

### Tallahassee, Fla.

May 22 W. Kentucky 15, Vanderbilt 4  
May 23 New Orleans 8, Vanderbilt 2  
(game completed on May 24 due to rain)

## 1974

### Starkville, Miss.

May 23 Vanderbilt 2, East Carolina 1  
May 24 Miami 7, Vanderbilt 1  
May 25 Ga. Southern 5, Vanderbilt 3

## 1973

### Starkville, Miss.

May 24 Vanderbilt 6, Ga. Southern 2  
May 26 Vanderbilt 4, North Carolina St. 2  
May 26 Ga. Southern 5, Vanderbilt 2  
May 28 Miami 6, Vanderbilt 5

## Individual Records

### Hitting and Base Running

Category	Record	vs Opponent
At-Bats	7	3x, last Tyler Campbell vs. Radford (5/31/15)
Runs	4	Ro Coleman vs. Radford (5/31/15)
Hits	5	Ryan Flaherty vs. Austin Peay (6/3/07)
RBI	6	Twice, last Zander Wiel vs. Radford (5/31/15)
Doubles	3	Ethan Paul vs. Washington (6/2/16)
Triples	1	Several Players
Home Runs	3	Aaron Westlake vs. Oregon State (6/11/11)
Total Bases	12	Aaron Westlake vs. Oregon State (6/11/11)
Walks	3	11x, last Alonzo Jones vs. Washington (6/2/16)
Strikeouts	4	2x, last Will Toffey vs. Indiana (5/30/15)
Sac Hits	2	Twice, last Jack Lupo vs. Georgia Tech (6/3/13)
Sac Flies	2	Anthony Gomez vs. Troy (6/4/11)
Stolen Bases	2	9x, last Ethan Paul vs. Clemson (6/5/17)
Stolen Bases Atts	4	Ethan Paul vs. Clemson (6/5/17)
Hit-by-Pitch	2	5x, last R. Wiseman, J. Kendall vs. Radford (5/31/15)

### Pitching

Category	Record	vs Opponent
Innings Pitched	9.0	8x, last Walker Buehler vs. Oregon (6/1/14)
		Richie Goodenow vs. Louisville (6/6/10)
		Caleb Cotham vs. Middle Tennessee (5/31/09)
		David Price vs. Austin Peay (6/1/07)
		Matt Buschmann vs. Michigan (6/2/06)
		Ryan Mullins vs. Princeton (6/5/04)
		Jeff Peebles vs. Georgia Southern (5/24/73)
		Jeff Peebles vs. Miami (Fla.) (5/28/73)
Most Hits	13	David Nenad vs. Western Kentucky (5/22/80)
Runs	9	David Nenad vs. Western Kentucky (5/22/80)
Earned Runs	9	David Nenad vs. Western Kentucky (5/22/80)
Walks	6	3x, last Carson Fulmer vs. Texas (6/21/14)
Strikeouts	17	David Price vs. Austin Peay (6/1/07)
Wild Pitches	3	Carson Fulmer vs. Cal State Fullerton (6/12/15)
Low Hit CG	2	Richie Goodenow vs. Louisville (6/6/10)

### Fielding

Category	Record	vs Opponent
Putouts	21	Shea Robin vs. Austin Peay (6/1/07)
Assists	8	Dansby Swanson vs. Virginia (6/24/15)
Errors	3	Ted Shipley vs. Miami (Fla.) (5/24/74)
Passed Balls	2	Spencer Navin vs. Louisville (6/8/13)

## Team Records

### Hitting and Base Running

Category	Record	vs Opponent
At-Bats	49	Illinois State (6/4/10)
Runs	21	Radford (5/31/5)
Hits	20	Radford (5/31/15)
RBI	20	Radford (5/31/15)
Doubles	8	Clemson (6/3/17)
Triples	4	Radford (5/31/15)
Home Runs	4	Florida State (6/11/10)
Total Bases	45	Western Kentucky (5/22/80)
Sac Hits	4	2x, last St. John's (6/2/17)
Sac Flies	2	8x, last St. John's (6/2/17)
Stolen Bases	8	UNC-Wilmington (6/1/12)
SB Attempts	9	UNC-Wilmington (6/1/12)
Walks	10	3x, last Illinois State (6/6/10)
Hit-by-Pitch	7	Radford (5/31/15)
Strikeouts	14	2x, last TCU (6/16/15)
Left on Base	17	Twice, last Illinois State (6/6/10)

### Pitching

Category	Record	vs Opponent
Innings Pitched	13.0	Twice, last Illinois State (6/4/10)
Most Hits	15	Virginia (6/23/14)
Fewest Hits	2	Twice, last Louisville (6/6/10)
Fewest Runs	0	8x, last Clemson (6/5/17)
Walks	12	New Orleans (5/23/80)
Fewest Walks	0	Twice, last Stanford (6/7/14)
Strikeouts	22	Austin Peay (6/1/07)
Wild Pitches	3	Twice, last Cal State Fullerton (6/12/15)

### Fielding

Category	Record	vs Opponent
Assists	20	Virginia (6/24/15)
Errors	6	Miami (Fla.) (5/24/74)

### Miscellaneous

Category	Record	vs Opponent
Margin of Victory	21	Radford - 21-0 (5/31/15)



# NCAA REGIONAL HISTORY

## 16 NCAA Regionals ★ 36-21 Record

### 2017

#### Clemson, S.C.

June 2	Vanderbilt 13, St. John's 4
June 3	Vanderbilt 9, Clemson 4
June 4	Clemson 6, Vanderbilt 0
June 5	Vanderbilt 8, Clemson 0

### 2016

#### Nashville, Tenn.

June 4	Xavier 15, Vanderbilt 1
June 4	Washington 9, Vanderbilt 8

### 2015 - National Runner-up

#### Nashville, Tenn.

May 29	Vanderbilt 9, Lipscomb 1
May 30	Vanderbilt 6, Indiana 4
June 1	Vanderbilt 21, Radford 0

### 2014 - National Champions

#### Nashville, Tenn.

May 30	Vanderbilt 11, Xavier 0
May 31	Vanderbilt 7, Oregon 2
June 1	Vanderbilt 3, Oregon 2

### 2013

#### Nashville, Tenn.

May 31	Vanderbilt 9, ETSU 1
June 1	Vanderbilt 10, Illinois 4
June 2	Georgia Tech 5, Vanderbilt 0
June 3	Vanderbilt 7, Georgia Tech 1

### 2012

#### Raleigh, N.C.

June 1	Vanderbilt 8, UNC-Wilmington 2
June 2	Vanderbilt 9, NC State 8
June 3	NC State 6, Vanderbilt 5
June 4	NC State 9, Vanderbilt 7

### 2011 - College World Series

#### Nashville, Tenn.

June 3	Vanderbilt 10, Belmont 0
June 4	Vanderbilt 10, Troy 2
June 5	Vanderbilt 6, Belmont 1

### 2010

#### Louisville, Ky.

June 4	Vanderbilt 8, Illinois State 7 (13)
June 5	Louisville 7, Vanderbilt 1
June 6	Vanderbilt 10, Illinois State 4
June 6	Vanderbilt 7, Louisville 0
June 7	Vanderbilt 3, Louisville 2 (10)

### 2009

#### Louisville, Ky.

May 29	Middle Tenn. 5, Vanderbilt 4
May 30	Vanderbilt 10, Indiana 0
May 31	Vanderbilt 6, Middle Tenn. 0
May 31	Vanderbilt 8, Louisville 4
June 1	Louisville 5, Vanderbilt 3

### 2008

#### Tempe, Ariz.

May 30	Oklahoma 8, Vanderbilt 5
May 31	Vanderbilt 9, Stony Brook 4
June 1	Oklahoma 11, Vanderbilt 10

### 2007

#### Nashville, Tenn.

June 1	Vanderbilt 2, Austin Peay 1 (11)
June 2	Michigan 4, Vanderbilt 3
June 3	Vanderbilt 11, Austin Peay 5
June 3	Vanderbilt 10, Michigan 7
June 4	Michigan 4, Vanderbilt 3 (10)

### 2006

#### Atlanta, Ga.

June 2	Vanderbilt 5, Michigan
June 3	Georgia Tech 7, Vanderbilt 3
June 4	Vanderbilt 5, Michigan 4
June 4	Georgia Tech 8, Vanderbilt 4

### 2004

#### Charlottesville, Va.

June 4	Vanderbilt 7, George Mason 3
June 5	Vanderbilt 11, Princeton 1
June 6	Vanderbilt 7, Virginia 3

### 1980

#### Tallahassee, Fla.

May 22	W. Kentucky 15, Vanderbilt 4
May 23	New Orleans 8, Vanderbilt 2
(game completed on May 24 due to rain)	

### 1974

#### Starkville, Miss.

May 23	Vanderbilt 2, East Carolina 1
May 24	Miami 7, Vanderbilt 1
May 25	Ga. Southern 5, Vanderbilt 3

### 1973

#### Starkville, Miss.

May 24	Vanderbilt 6, Ga. Southern 2
May 26	Vanderbilt 4, North Carolina St. 2
May 26	Ga. Southern 5, Vanderbilt 2
May 28	Miami 6, Vanderbilt 5

## Individual Records

### Hitting and Base Running

Category	Record	vs Opponent
At-Bats	7	3x, last Tyler Campbell vs. Radford (5/31/15)
Runs	4	2x, last Will Toffey vs. St. John's (6/2/17)
Hits	5	Ryan Flaherty vs. Austin Peay (6/3/07)
RBI	6	Zander Wiel vs. Radford (5/31/15)
Doubles	3	Ethan Paul vs. Washington (6/4/16)
Triples	1	9x, last Four Players vs. Radford (5/31/15)
Home Runs	2	Will Toffey vs. Clemson (6/5/17)
Total Bases	9	Zander Wiel vs. Radford (5/31/15)
Walks	3	6x, last Vince Conde vs. Xavier (5/30/14)
Strikeouts	4	2x, last Connor Kaiser vs. Clemson (6/3/17)
Sac Hits	2	3x, last Ro Coleman vs. St. John's (6/2/17)
Sac Flies	2	Anthony Gomez vs. Troy (6/4/11)
Stolen Bases	2	4x, last Ethan Paul vs. Clemson (6/5/17)
Stolen Bases Atts.	4	Ethan Paul vs. Clemson (6/5/17)
Hit-by-Pitch	2	3x, last R. Wiseman, J. Kendall vs. Radford (5/31/15)

### Pitching

Category	Record	vs Opponent
Innings Pitched	9.0	8x, last Walker Buehler vs. Oregon (6/1/14)
		Richie Goodenow vs. Louisville (6/6/10)
		Caleb Cotham vs. Middle Tennessee (5/31/09)
		David Price vs. Austin Peay (6/1/07)
		Matt Buschmann vs. Michigan (6/2/06)
		Ryan Mullins vs. Princeton (6/5/04)
		Jeff Peeples vs. Georgia Southern (5/24/73)
		Jeff Peeples vs. Miami (Fla.) (5/28/73)
Most Hits	13	David Nenad vs. Western Kentucky (5/22/80)
Runs	9	David Nenad vs. Western Kentucky (5/22/80)
Earned Runs	9	David Nenad vs. Western Kentucky (5/22/80)
Walks	6	Jack Armstrong vs. Illinois State (6/6/10)
Strikeouts	17	David Price vs. Austin Peay (6/1/07)
Wild Pitches	2	2x, last Kyle Wright vs. Clemson (6/3/17)
Low Hit CG	2	Richie Goodenow vs. Louisville (6/6/10)

### Fielding

Category	Record	vs Opponent
Putouts	21	Shea Robin vs. Austin Peay (6/1/07)
Assists	7	Brian Harris vs. Louisville (6/7/10)
Errors	3	Ted Shipley vs. Miami (Fla.) (5/24/74)
Passed Balls	1	3x, last Jason Delay vs. Clemson (6/5/17)

## Team Records

### Hitting and Base Running

Category	Record	vs Opponent
At-Bats	49	Illinois State (6/4/10)
Runs	21	Radford (5/31/5)
Hits	20	Radford (5/31/15)
RBI	20	Radford (5/31/15)
Doubles	8	Clemson (6/3/17)
Triples	4	Radford (5/31/15)
Home Runs	4	Florida State (6/11/10)
Total Bases	45	Western Kentucky (5/22/80)
Sac Hits	4	2x, last St. John's (6/2/17)
Sac Flies	2	8x, last St. John's (6/2/17)
Stolen Bases	8	UNC-Wilmington (6/1/12)
SB Attempts	9	UNC-Wilmington (6/1/12)
Walks	10	2x, last Illinois State (6/6/10)
Hit-by-Pitch	7	Radford (5/31/15)
Strikeouts	11	5x, last Louisville (6/9/13)
Left on Base	17	Twice, last Illinois State (6/6/10)

### Pitching


Category	Record	vs Opponent
Innings Pitched	13.0	Twice, last Illinois State (6/4/10)
Most Hits	13	Twice, last at NC State (6/4/12)
Fewest Hits	2	Twice, last Louisville (6/6/10)
Fewest Runs	0	6x, last Clemson (6/5/17)
Walks	12	New Orleans (5/23/80)
Fewest Walks	0	UNC-Wilmington (6/1/12)
Strikeouts	22	Austin Peay (6/1/07)
Wild Pitches	2	Twice, last Indiana (5/30/15)

### Fielding

Category	Record	vs Opponent
Assists	18	NC State (6/2/12)
Errors	6	Miami (Fla.) (5/24/74)

### Miscellaneous

Category	Record	vs Opponent
Margin of Victory	21	Radford - 21-0 (5/31/15)



Vanderbilt began its run to the College World Series title by winning the 2014 NCAA Nashville Regional in three-straight games.



# NCAA SUPER REGIONAL HISTORY



## Individual Records

### Hitting and Base Running

Category	Record	vs Opponent
At-Bats	6.....3x, last R. Coleman, D. Swanson at Illinois (6/6/15)	
Runs	3.....5x, last Tyler Campbell at Illinois (6/6/15)	
Hits	4.....3x, last Bryan Reynolds vs. Stanford (6/6/14)	
RBI	6.....Aaron Westlake vs. Oregon State (6/11/11)	
Doubles	2.....3x, last Rhett Wiseman vs. Stanford (6/7/14)	
Triples	1.....Worth Scott at Texas (6/12/04)	
Home Runs	3.....Aaron Westlake vs. Oregon State (6/11/11)	
Total Bases	12.....Aaron Westlake vs. Oregon State (6/11/11)	
Walks	3.....3x, last Will Toffey at Illinois (6/6/15)	
Strikeouts	4.....Cesar Nichols at Texas (6/11/04)	
Sac Hits	1.....10x, last Tyler Campbell at Illinois (6/8/15)	
Sac Flies	1.....Twice, last Xavier Turner vs. Stanford (6/8/14)	
Stolen Bases	2.....3x, last Xavier Turner vs. Stanford (6/8/14)	
Stolen Bases Atts.	2.....3x, last Xavier Turner vs. Stanford (6/8/14)	
Hit-by-Pitch	1.....19x, last Julian Infante at Oregon State (6/10/17)	

### Pitching

Category	Record	vs Opponent
Innings Pitched	6.2.....2x, last Kyle Wright at Oregon State (6/10/17)	
Most Hits	8.....4x, last Kyle Wright at Oregon State (6/10/17)	
Runs	7.....2x, last Kyle Wright at Oregon State (6/10/17)	
Earned Runs	7.....2x, last Kyle Wright at Oregon State (6/10/17)	
Walks	5.....Carson Fulmer at Illinois (6/6/15)	
Strikeouts	9.....Carson Fulmer vs. Stanford (6/7/15)	
Wild Pitches	2.....3x, last Carson Fulmer at Illinois (6/6/15)	

### Fielding

Category	Record	vs Opponent
Putouts	11.....2x, last Aaron Westlake vs. Oregon St. (6/10/11)	
Assists	5.....6x, last Dansby Swanson vs. Stanford (6/8/14)	
Errors	2.....Dansby Swanson vs. Stanford (6/8/14)	
Passed Balls	2.....Spencer Navin vs. Louisville (6/8/13)	

## Team Records

### Hitting and Base Running

Category	Record	vs Opponent
At-Bats	43.....at Illinois (6/6/15)	
Runs	13.....at Illinois (6/6/15)	
Hits	16.....at Florida State (6/11/10)	
RBI	11.....Oregon State (6/10/11)	
Doubles	5.....at Florida State (6/11/10)	
Triples	1.....at Texas (6/12/04)	
Home Runs	4.....at Florida State (6/11/10)	
Total Bases	33.....at Florida State (6/11/10)	
Sac Hits	3.....at Florida State (6/12/10)	
Sac Flies	1.....Twice, last Stanford (6/8/14)	
Stolen Bases	6.....Twice, last at Illinois (6/8/15)	
SB Attempts	6.....Twice, last at Illinois (6/8/15)	
Walks	8.....Twice, last Stanford (6/6/14)	
Hit-by-Pitch	4.....at Florida State (6/13/10)	
Strikeouts	14.....at Texas (6/11/04)	
Left on Base	11.....4x, last Stanford (6/7/14)	

### Pitching

Category	Record	vs Opponent
Innings Pitched	9.0.....11x, last at Oregon State (6/11/17)	
Most Hits	16.....at Texas (6/11/04)	
Fewest Hits	4.....Oregon State (6/10/11)	
Fewest Runs	0.....Twice, at Illinois (6/6/15)	
Walks	7.....Stanford (6/6/14)	
Fewest Walks	0.....Stanford (6/7/14)	
Strikeouts	13.....Stanford (6/8/14)	
Wild Pitches	2.....3x, last at Illinois (6/6/15)	

### Fielding

Category	Record	vs Opponent
Assists	14.....at Florida State (6/12/10)	
Errors	3.....at Stanford (6/8/14)	

### Miscellaneous

Category	Record	vs Opponent
Margin of Victory	10.....Oregon State (6/10/11)	

## 7 NCAA Super Regionals ★ 7-9 Record

### 2017

#### Super Regional - Corvallis, Ore.

June 9 Oregon State 8, Vanderbilt 4  
June 10 Oregon State 9, Vanderbilt 2

### 2015 - National Runner-up

#### Super Regional - Champaign, Ill.

June 6 Vanderbilt 13, Illinois 0  
June 8 Vanderbilt 4, Illinois 2

### 2014 - National Champions

#### Super Regional - Nashville, Tenn.

June 6 Vanderbilt 11, Stanford 6  
June 7 Stanford 5, Vanderbilt 4  
June 8 Vanderbilt 12, Stanford 5

### 2013

#### Super Regional - Nashville, Tenn.

June 8 Louisville 5, Vanderbilt 3  
June 9 Louisville 2, Vanderbilt 1

### 2011 - College World Series

#### Super Regional - Nashville, Tenn.

June 10 Vanderbilt 11, Oregon State 1  
June 11 Vanderbilt 9, Oregon State 3

### 2010

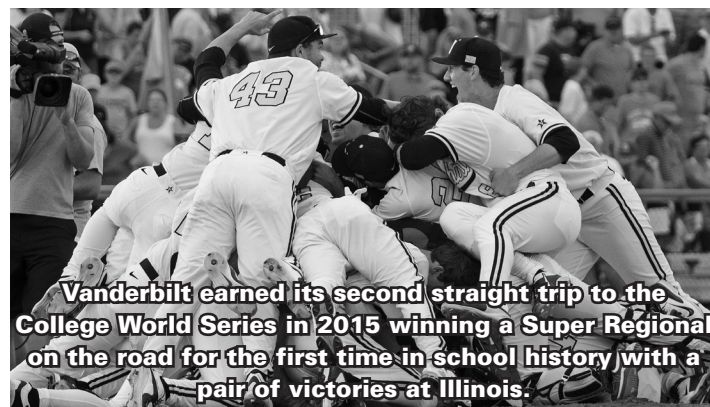
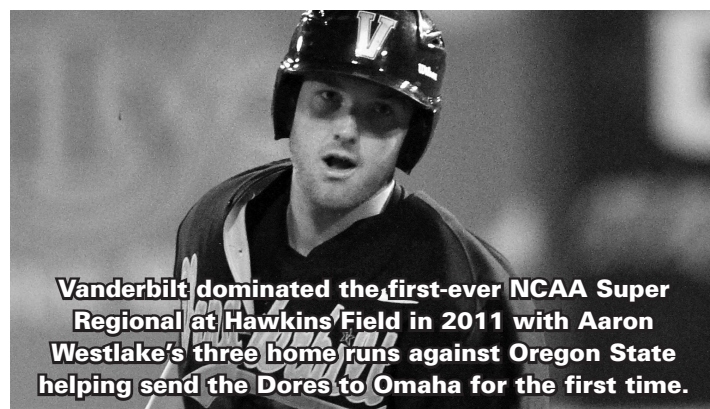
#### Super Regional - Tallahassee, Fla.

June 11 Florida State 9, Vanderbilt 8  
June 12 Vanderbilt 6, Florida State 2  
June 13 Florida State 7, Vanderbilt 6

### 2004

#### Super Regional - Austin, Texas

June 11 Texas 15, Vanderbilt 3  
June 12 Texas 10, Vanderbilt 2





# COLLEGE WORLD SERIES HISTORY

## 3 College World Series ★ 11-6 Record

### 2015 - National Runner-up

#### College World Series

June 15 Vanderbilt 4, Cal State Fullerton 3  
June 16 Vanderbilt 1, TCU 0  
June 19 Vanderbilt 7, TCU 1  
June 22 Vanderbilt 5, Virginia 1  
June 23 Virginia 3, Vanderbilt 0  
June 24 Virginia 4, Vanderbilt 2

### 2014 - National Champions

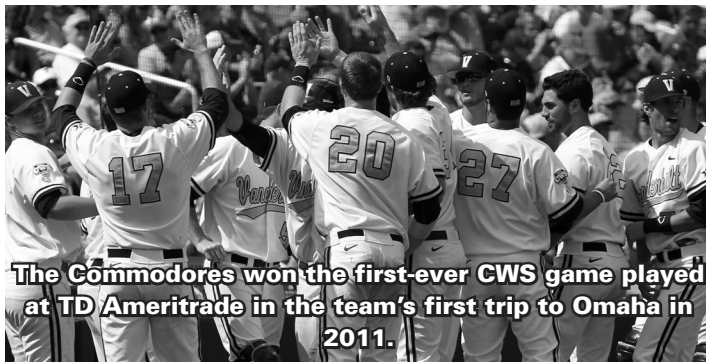
#### College World Series

June 14 Vanderbilt 5, Louisville 3  
June 16 Vanderbilt 6, UC Irvine 4  
June 20 Texas 4, Vanderbilt 0  
June 21 Vanderbilt 4, Texas 3 (10)  
June 23 Vanderbilt 9, Virginia 8  
June 24 Virginia 7, Vanderbilt 2  
June 25 Vanderbilt 3, Virginia 2

### 2011

#### College World Series

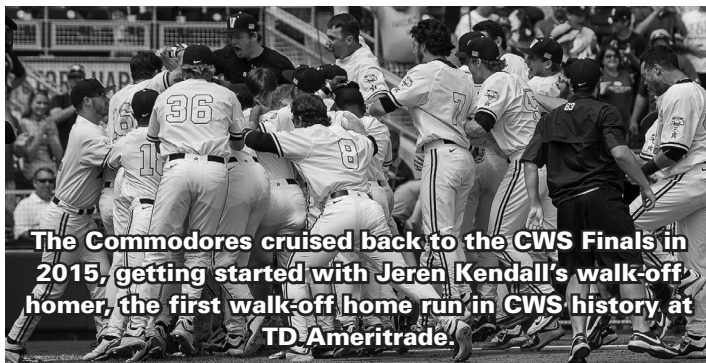
June 18 Vanderbilt 7, North Carolina 3  
June 20 Florida 3, Vanderbilt 1  
June 22 Vanderbilt 5, North Carolina 1  
June 24 Florida 6, Vanderbilt 4



The Commodores won the first-ever CWS game played at TD Ameritrade in the team's first trip to Omaha in 2011.



Vanderbilt captured the school's first-ever men's national title in the Dores' second trip to Omaha in 2014.



The Commodores cruised back to the CWS Finals in 2015, getting started with Jeren Kendall's walk-off homer, the first walk-off home run in CWS history at TD Ameritrade.

## Individual Records

### Hitting and Base Running

Category	Record	vs Opponent
At-Bats	5.....18x, last Dansby Swanson vs. TCU (6/19/15)	
Runs	2.....6x, last Rhett Wiseman vs. TCU (6/19/15)	
Hits	3.....4x, last Bryan Reynolds vs. TCU (6/19/15)	
RBI	3.....Twice, last John Norwood vs. Virginia (6/25/14)	
Doubles	2.....3x, last Zander Wiel vs. Cal St. Fullerton (6/12/15)	
Triples	1.....4x, last Bryan Reynolds vs. TCU (6/19/15)	
Home Runs	1.....8x, last Rhett Wiseman vs. TCU (6/19/15)	
Total Bases	6.3x, last Jeren Kendall vs. Cal St. Fullerton (6/12/15)	
Walks	3...3x, last K. Ellison, V. Conde vs. Louisville (6/14/14)	
Strikeouts	3.....8x, last Rhett Wiseman vs. Virginia (6/22/15)	
Sac Hits	1...11x, last T. Campbell, J. Kendall vs. Virginia (6/23/15)	
Sac Flies	1.....6x, last Jason Delay vs. TCU (6/19/15)	
Stolen Bases	2.....3x, last Vince Conde vs. Texas (6/21/15)	
Stolen Bases Atts.	2.....3x, last Vince Conde vs. Texas (6/21/15)	
Hit-by-Pitch	1.....11x, last Tyler Campbell vs. Virginia (6/22/15)	

### Pitching

Category	Record	vs Opponent
Innings Pitched	7.2.....Carson Fulmer vs. Virginia (6/22/15)	
Most Hits	12.....Sonny Gray vs. Florida (6/24/11)	
Runs	6.....Twice, last Tyler Beede vs. Virginia (6/24/14)	
Earned Runs	6.....Twice, last Tyler Beede vs. Virginia (6/24/14)	
Walks	6.....Carson Fulmer vs. Texas (6/21/14)	
Strikeouts	9.....Grayson Garvin vs. Florida (6/20/11)	
Wild Pitches	3.....Carson Fulmer vs. Cal State Fullerton (6/12/15)	

### Fielding

Category	Record	vs Opponent
Putouts	14.....Zander Wiel vs. Virginia (6/24/14)	
Assists	8.....Dansby Swanson vs. Virginia (6/24/15)	
Errors	1.....9x, last Zander Wiel vs. Virginia (6/23/15)	
Passed Balls	1.....Curt Casali vs. North Carolina (6/18/11)	

## Team Records

### Hitting and Base Running

Category	Record	vs Opponent
At-Bats	40.....Texas (6/21/14)	
Runs	9.....Virginia (6/23/14)	
Hits	11.....3x, last TCU (6/19/15)	
RBI	9.....Virginia (6/23/14)	
Doubles	5.....Cal State Fullerton (6/12/15)	
Triples	1.....4x, last TCU (6/19/15)	
Home Runs	2.....North Carolina (6/18/11)	
Total Bases	16.....3x, last TCU (6/19/15)	
Sac Hits	3.....TCU (6/16/15)	
Sac Flies	2.....North Carolina (6/18/11)	
Stolen Bases	5*.....UC Irvine (6/16/14)	
SB Attempts	5.....UC Irvine (6/16/14)	
Walks	9.....Louisville (6/14/14)	
Hit-by-Pitch	2.....3x, last TCU (6/19/15)	
Strikeouts	14.....TCU (6/16/15)	
Left on Base	13.....UC Irvine (6/16/14)	

\*CWS record

### Pitching

Category	Record	vs Opponent
Innings Pitched	10.0.....Texas (6/21/14)	
Most Hits	15.....Virginia (6/23/14)	
Fewest Hits	3.....UC Irvine (6/16/14)	
Fewest Runs	0.....TCU (6/16/15)	
Walks	7.....Twice, last Texas (6/21/14)	
Fewest Walks	1.....3x, last Virginia (6/23/15)	
Strikeouts	12.....North Carolina (6/18/11)	
Wild Pitches	3.....Cal State Fullerton (6/12/15)	

### Fielding

Category	Record	vs Opponent
Assists	20.....Virginia (6/24/15)	
Errors	2.....3x, last Virginia (6/24/14)	

### Miscellaneous

Category	Record	vs Opponent
Margin of Victory	6.....TCU - 7-1 (6/19/15)	



# 2014 NATIONAL CHAMPIONS



The Commodores claimed Vanderbilt's first-ever men's national title in 2014 winning the College World Series. The Commodores notched the team's third 50-win season in the last four seasons going 51-21 and playing in a school record 72 games. Vanderbilt hosted an NCAA Regional and Super Regional for the third time in four years. The Dores clinched the squad's second trip to the College World Series with a Super Regional victory over Stanford after securing the NCAA Nashville Regional against Oregon with a walk-off win.


**May 20-22 – SEC Tournament** – Vanderbilt opens the SEC Tournament in unfamiliar territory having to play a single-elimination game against Tennessee on Tuesday morning. The Dores take an early 3-2 lead and turn the ball over to Carson Fulmer in the ninth with a one-run lead. Fulmer finds trouble immediately allowing a leadoff double to Nick Senzel and balking him over to third with no outs. The sophomore, however, finds a way out of the jam in an unbelievable way. Taylor Smart's one-hopper to Xavier Turner at third takes the VU third baseman directly into Senzel at third to tag the runner before he gets back to third for the first out. Fulmer then picks off Smart at first and strikes out Vincent Jackson to end the game. The next two games, however, do not bounce the Commodores way. LSU run rules the Dores 11-0 and Ole Miss eliminates Vandy 7-2 to send the Commodores home before the championship game for the first time since 2010.

**May 30-June 1 – NCAA Nashville Regional** – The Commodores host NCAA Regionals for the third time in four years with Oregon, Clemson and Xavier coming to Nashville. The Dores open against Xavier on Friday night with Tyler Beede bringing his A-game. The right-hander strikes out a career-best 14 over eight scoreless innings to get the win in an 11-0 blowout. Xavier Turner drives in three runs and John Norwood adds three hits in the win. Carson Fulmer keeps the strong Vandy pitching rolling on Saturday in the Dores' 7-2 victory. Fulmer allows two runs on three hits as VU uses a five-run fifth to down Oregon and advance to the championship game. Bryan Reynolds impacts the victory with three hits, including an RBI-single in the fifth. Walker Buehler shows up in a big way Sunday night allowing two runs on six hits with eight strikeouts to push Vanderbilt's starting pitching totals for the Regional to an amazing 25 innings, four runs, five walks, 27 strikeouts and three wins. Buehler's heroics are slightly overshadowed by Ro Coleman. The freshman delivers in a big spot in the bottom of the ninth with a bases loaded single through the left side for a walk-off win to send Vandy back to the Super Regional.

**June 6-8 – NCAA Nashville Super Regional** – The Commodores appear headed to Indiana for a Super Regional until Stanford stuns the Hoosiers with a walk-off home run to set up Vandy's third Super Regional at Hawkins Field in four years. Set with a rematch against the Cardinal, the Commodores get off to a fast start with 10 runs in the first three innings of the series opener. But the Cardinal storm back with six runs in the middle innings and have the tying run at the plate before the Vandy bullpen can put the game away in an 11-6 victory. With a trip to Omaha on the line on Saturday the Dores are the road team and struggle early against Stanford starter Cal Quantrill. The Stanford freshman stymies VU for seven innings before the Dores can get to the bullpen. Once in the pen, Vandy ties the game in the top of the ninth but leaves the go-ahead run at third base with the bases loaded. Wayne Taylor quickly forces a game three with a walk-off solo homer into the right-center field bleachers. Faced with an elimination game, the Commodores respond with five runs in the first inning on six hits and three stolen bases. The Cardinal bounce back to close within a run, however, and the game enters the seventh with the Dores up 6-5. Nine outs from Omaha the Commodores hammer the gas, scoring six runs over the final three innings to seal the deal and the program's second-ever trip to the College World Series. Four different Commodores record multi-hit games with Bryan Reynolds, Vince Conde and John Norwood combining to go 9-for-14 with six runs and five RBI. Hayden Stone strikes out eight over six innings to notch the win.

**June 14-25 – College World Series** – Back in Omaha for the second time in school history, the Commodores draw rival Louisville in the opener. The Dores claim an early lead on a wild pitch to score John Norwood from third and Dansby Swanson comes

up big with a two-out, two-run double to give Vandy an early three-run lead. VU tacks on runs in the fourth and seventh to hold off a Cardinals comeback and win the opening game of the CWS. Early offense again keys the Commodores in the second game against UC Irvine with two runs in the first inning. But the Anteaters counter with four runs in the second and take a 4-2 lead into the fifth. Swanson doubles to open the frame and sparks a three-run inning to put Vandy back in front. Walker Buehler entered in the bottom of the fourth and was magnificent. The sophomore pitched 5.1 no-hit innings with seven strikeouts to earn the win as the Dores come from behind to advance in the winner's bracket. After three days off, Vanderbilt returns to action against Texas on Friday afternoon. The Longhorns are ready and shutout the Dores 4-0 behind senior Nathan Thornhill's eight strong innings. Tyler Campbell comes off the bench to start at third base and goes 2-for-3 in the loss. Vandy's second elimination game of the postseason is pushed back to the night game when the Virginia-Ole Miss game is washed out on Friday night. The Commodores scratch out a run in the first and take a 2-0 lead in the third before Texas ties it in the fourth. The two teams head to the 10th tied 3-3. Rhett Wiseman singles with two outs in the 10th in front of Ro Coleman, who walks, and Karl Ellison, who is hit by a pitch to load the bases for Campbell. The sophomore delivers by beating out an infield single to score Wiseman from third and send the Commodores to the championship series on a walk-off. Facing off against Virginia in the finals, the Cavaliers score two runs in the first inning of game one and look to be in total control heading into the third. UVA starter Nathan Kirby strikes out Chris Harvey for his seventh straight retired batter to open the game but loses all control after that. The sophomore issues a walk before Campbell doubles to put two on for Swanson. Kirby walks four of the next five batters before an error ends his day. In his second at-bat of the inning, Campbell delivers the big blow with a three-run double down the third baseline. Suddenly up 9-2 the Commodores have to hold on for a 9-8 win with Adam Ravenelle finishing it off in the ninth. Brandon Waddell holds the Dores down in the second game of the series, tossing a complete game in the Cavs' 7-2 win. Tyler Beede hangs tough to save the bullpen with 6.2 innings of work. Again the Commodores come out hot in the team's third and final elimination game. Vandy scores a run in the first thanks to Swanson, who singles and comes around to score. Pitching on short rest in his third start of the CWS, Carson Fulmer is sharp over the first five innings for Vandy and takes a 2-0 lead into the bottom of the sixth. The Cavaliers finally get to the right-hander to tie the game but Hayden Stone enters and gets a pair of strikeouts to end the inning. John Norwood comes up with one out in the eighth inning of a tie game and does the unthinkable, blasting a solo home run over the left field wall off UVA closer Nick Howard. The home run is the first for the Commodores in over a month and just the third by any team at the CWS. The Cavaliers open the bottom of the eighth with a single and walk to chase Stone and bring in Ravenelle. The junior responds by working out of a bases loaded jam in the eighth to preserve the lead. Ravenelle finishes off Vanderbilt's first national championship with a quick 1-2-3 ninth inning with a pair of strikeouts to end it. Following the game, Dansby Swanson is named the Most Outstanding Player of the College World Series. Joining him on the CWS All-Tournament team are John Norwood, Rhett Wiseman and Tyler Campbell.



**John Norwood's solo home run in the eighth inning of the championship game against Virginia helped clinch the Dores' first national title.**







# DORES IN THE MAJORS



## Pedro Alvarez ★ Infielder ★ Major League Debut: 2010

	TEAM	G	AB	H	2B	3B	HR	R	RBI	BB	IBB	SO	SH	SF	HBP	AVG	OBP	SLG
2010	Pirates	95	347	89	21	1	16	42	64	37	1	119	0	2	0	.256	.326	.461
2011	Pirates	74	235	45	9	1	4	18	19	24	1	80	1	0	2	.191	.272	.289
2012	Pirates	149	525	128	25	1	30	64	85	57	6	180	0	3	1	.244	.317	.467
2013	Pirates	152	558	130	22	2	36	70	100	48	7	186	0	4	4	.233	.296	.473
2014	Pirates	122	398	92	13	1	18	46	56	45	6	113	0	0	2	.231	.312	.405
2015	Pirates	150	437	106	18	0	27	60	77	48	9	131	0	4	2	.243	.318	.469
2016	Orioles	109	337	84	20	0	22	43	49	37	1	97	0	2	0	.249	.322	.504
2017	Orioles	14	32	10	1	0	1	4	4	2	0	10	0	0	0	.313	.353	.438
<b>Eight Years</b>		<b>865</b>	<b>2869</b>	<b>684</b>	<b>129</b>	<b>6</b>	<b>154</b>	<b>347</b>	<b>454</b>	<b>298</b>	<b>31</b>	<b>916</b>	<b>1</b>	<b>15</b>	<b>11</b>	<b>.238</b>	<b>.311</b>	<b>.449</b>

## Mike Baxter ★ Outfielder ★ Major League Debut: 2010

	TEAM	G	AB	H	2B	3B	HR	R	RBI	BB	IBB	SO	SH	SF	HBP	AVG	OBP	SLG
2010	Padres	9	8	1	0	0	0	0	1	0	0	2	0	1	0	.125	.111	.125
2011	Mets	22	34	8	2	1	1	6	4	5	0	9	0	0	1	.235	.350	.441
2012	Mets	89	179	47	14	2	3	26	17	25	4	45	0	2	5	.263	.365	.413
2013	Mets	74	132	25	6	1	0	14	4	17	0	28	0	1	5	.189	.303	.250
2014	Dodgers	4	7	0	0	0	0	0	0	1	0	2	0	0	0	.000	.000	.000
2015	Cubs	34	57	14	1	0	0	6	2	7	1	14	0	0	2	.246	.348	.263
<b>Six Years</b>		<b>232</b>	<b>417</b>	<b>95</b>	<b>23</b>	<b>1</b>	<b>4</b>	<b>52</b>	<b>28</b>	<b>55</b>	<b>5</b>	<b>100</b>	<b>0</b>	<b>4</b>	<b>13</b>	<b>.228</b>	<b>.333</b>	<b>.331</b>

## Walker Buehler ★ Pitcher ★ Major League Debut: 2017

	TEAM	W	L	PCT	ERA	G	GS	CG	SHO	SV	IP	H	ER	HR	BB	SO
2017	Dodgers	1	0	1.000	7.71	8	0	0	0	0	9.1	11	8	2	8	12
<b>One Year</b>		<b>1</b>	<b>0</b>	<b>1.000</b>	<b>7.71</b>	<b>8</b>	<b>0</b>	<b>0</b>	<b>0</b>	<b>0</b>	<b>9.1</b>	<b>11</b>	<b>8</b>	<b>2</b>	<b>8</b>	<b>12</b>

## Matt Buschmann ★ Pitcher ★ Major League Debut: 2016

	TEAM	W	L	PCT	ERA	G	GS	CG	SHO	SV	IP	H	ER	HR	BB	SO
2016	Diamondbacks	0	0	.000	2.08	3	0	0	0	0	4.1	2	1	1	1	3
<b>One Year</b>		<b>0</b>	<b>0</b>	<b>.000</b>	<b>2.08</b>	<b>3</b>	<b>0</b>	<b>0</b>	<b>0</b>	<b>0</b>	<b>4.1</b>	<b>2</b>	<b>1</b>	<b>1</b>	<b>1</b>	<b>3</b>

## Nick Christiani ★ Pitcher ★ Major League Debut: 2013

	TEAM	W	L	PCT	ERA	G	GS	CG	SHO	SV	IP	H	ER	HR	BB	SO
2013	Reds	0	0	.000	2.25	3	0	0	0	0	4.0	2	1	1	2	1
2014	Reds	0	1	.000	5.54	10	0	0	0	0	13.0	12	8	2	6	8
<b>Two Years</b>		<b>0</b>	<b>1</b>	<b>.000</b>	<b>4.76</b>	<b>13</b>	<b>0</b>	<b>0</b>	<b>0</b>	<b>0</b>	<b>17.0</b>	<b>14</b>	<b>9</b>	<b>3</b>	<b>8</b>	<b>9</b>

## Curt Casali ★ Catcher ★ Major League Debut: 2014

	TEAM	G	AB	H	2B	3B	HR	R	RBI	BB	IBB	SO	SH	SF	HBP	AVG	OBP	SLG
2014	Rays	30	72	12	3	0	0	10	3	8	0	23	2	0	2	.167	.268	.208
2015	Rays	38	101	24	6	0	10	13	18	8	0	34	1	1	2	.238	.304	.594
2016	Rays	84	226	42	10	0	8	23	25	25	1	82	3	0	2	.186	.273	.336
2017	Rays	9	9	3	0	0	1	2	3	3	0	3	0	1	0	.333	.462	.667
<b>Four Years</b>		<b>161</b>	<b>408</b>	<b>81</b>	<b>19</b>	<b>0</b>	<b>19</b>	<b>48</b>	<b>49</b>	<b>44</b>	<b>1</b>	<b>142</b>	<b>6</b>	<b>2</b>	<b>6</b>	<b>.199</b>	<b>.285</b>	<b>.385</b>

## Caleb Cotham ★ Pitcher ★ Major League Debut: 2015

	TEAM	W	L	PCT	ERA	G	GS	CG	SHO	SV	IP	H	ER	HR	BB	SO
2015	Yankees	1	0	1.000	6.52	12	0	0	0	0	9.2	14	7	4	1	11
2016	Reds	0	3	.000	7.40	23	0	0	0	0	24.1	32	20	3	12	21
<b>Two Years</b>		<b>1</b>	<b>3</b>	<b>.250</b>	<b>7.15</b>	<b>35</b>	<b>0</b>	<b>0</b>	<b>0</b>	<b>0</b>	<b>34.0</b>	<b>46</b>	<b>27</b>	<b>7</b>	<b>3</b>	<b>32</b>

## Joey Cora ★ Infielder ★ Major League Debut: 1987

	TEAM	G	AB	H	2B	3B	HR	R	RBI	BB	IBB	SO	SH	SF	HBP	AVG	OBP	SLG
1987	Padres	77	241	57	7	2	0	23	13	28	1	26	5	1	1	.237	.317	.282
1989	Padres	12	19	6	1	0	0	5	1	1	0	0	0	0	0	.316	.350	.368
1990	Padres	51	100	27	3	0	0	12	2	6	1	9	0	0	0	.270	.311	.300
1991	White Sox	100	228	55	2	3	0	37	18	20	0	21	8	3	5	.241	.312	.276
1992	White Sox	68	122	30	7	1	0	27	9	22	1	13	2	3	4	.246	.371	.320
1993	White Sox	153	579	155	15	13	2	95	51	67	0	63	19	4	9	.268	.351	.349
1994	White Sox	90	312	86	13	4	2	55	30	38	0	32	11	5	2	.276	.353	.362
1995	Mariners	120	427	127	19	2	3	64	39	37	0	31	13	4	6	.297	.359	.372
1996	Mariners	144	530	154	37	6	6	90	45	35	1	32	6	5	7	.291	.340	.417
1997	Mariners	149	574	172	40	4	11	105	54	53	2	49	8	9	5	.300	.359	.441
1998	Mariners	131	519	147	23	6	6	95	26	62	0	50	10	3	4	.283	.362	.385
1998	Indians	24	83	19	4	0	0	16	6	11	0	9	2	0	1	.229	.326	.277
<b>11 Years</b>		<b>1,119</b>	<b>3,734</b>	<b>1,035</b>	<b>171</b>	<b>41</b>	<b>30</b>	<b>624</b>	<b>294</b>	<b>380</b>	<b>6</b>	<b>335</b>	<b>84</b>	<b>37</b>	<b>44</b>	<b>.277</b>	<b>.348</b>	<b>.369</b>

# DORES IN THE MAJORS



## Ryan Flaherty ★ Infielder ★ Major League Debut: 2012

	TEAM	G	AB	H	2B	3B	HR	R	RBI	BB	IBB	SO	SH	SF	HBP	AVG	OBP	SLG
2012	Orioles	77	153	33	2	1	6	15	19	6	0	43	3	1	3	.216	.258	.617
2013	Orioles	85	246	55	11	0	10	28	27	19	3	62	1	0	5	.224	.293	.390
2014	Orioles	102	281	62	15	1	7	33	32	22	2	68	3	1	5	.221	.288	.356
2015	Orioles	91	267	54	8	3	9	34	31	26	2	81	2	2	4	.202	.281	.356
2016	Orioles	74	157	34	7	0	3	16	15	17	1	48	1	1	0	.217	.291	.318
2017	Orioles	23	38	8	1	0	0	5	4	4	0	10	0	0	1	.211	.302	.237
<b>Six Years</b>		<b>452</b>	<b>1142</b>	<b>246</b>	<b>44</b>	<b>5</b>	<b>35</b>	<b>131</b>	<b>128</b>	<b>94</b>	<b>8</b>	<b>312</b>	<b>10</b>	<b>5</b>	<b>18</b>	<b>.215</b>	<b>.284</b>	<b>.355</b>

## Carson Fulmer ★ Pitcher ★ Major League Debut: 2016

	TEAM	W	L	PCT	ERA	G	GS	CG	SHO	SV	IP	H	ER	HR	BB	SO
2016	White Sox	0	2	.000	8.49	8	0	0	0	0	11.2	12	11	2	7	10
2017	White Sox	3	1	.750	3.86	7	5	0	0	0	23.1	16	10	4	13	19
<b>Two Years</b>		<b>3</b>	<b>3</b>	<b>.500</b>	<b>5.40</b>	<b>15</b>	<b>5</b>	<b>0</b>	<b>0</b>	<b>0</b>	<b>35.0</b>	<b>28</b>	<b>21</b>	<b>6</b>	<b>29</b>	<b>29</b>

## Sonny Gray ★ Pitcher ★ Major League Debut: 2013

	TEAM	W	L	PCT	ERA	G	GS	CG	SHO	SV	IP	H	ER	HR	BB	SO
2013	A's	5	3	.625	2.67	12	10	0	0	0	64.0	51	19	4	20	67
2014	A's	14	10	.583	3.08	33	33	2	2	0	219.0	187	75	15	74	183
2015	A's	14	7	.667	2.73	31	31	3	2	0	208.0	166	63	17	59	169
2016	A's	5	11	.313	5.69	22	22	0	0	0	117.0	133	74	18	42	94
2017	A's/Yankees	10	12	.454	3.55	27	27	1	0	0	162.1	139	64	19	57	153
<b>Five Years</b>		<b>48</b>	<b>43</b>	<b>.527</b>	<b>3.45</b>	<b>125</b>	<b>123</b>	<b>6</b>	<b>4</b>	<b>0</b>	<b>770.1</b>	<b>676</b>	<b>295</b>	<b>73</b>	<b>252</b>	<b>666</b>

## Drew Hayes ★ Pitcher ★ Major League Debut: 2016

	TEAM	W	L	PCT	ERA	G	GS	CG	SHO	SV	IP	H	ER	HR	BB	SO
2016	Reds	0	0	.000	8.38	6	0	0	0	0	9.2	15	9	3	6	8
<b>One Year</b>		<b>0</b>	<b>0</b>	<b>.000</b>	<b>8.38</b>	<b>6</b>	<b>0</b>	<b>0</b>	<b>0</b>	<b>0</b>	<b>9.2</b>	<b>15</b>	<b>9</b>	<b>3</b>	<b>6</b>	<b>8</b>

## Taylor Hill ★ Pitcher ★ Major League Debut: 2014

	TEAM	W	L	PCT	ERA	G	GS	CG	SHO	SV	IP	H	ER	HR	BB	SO
2014	Nationals	0	1	.000	9.00	3	1	0	0	0	9.0	16	9	0	3	5
2015	Nationals	0	0	.000	3.75	6	0	0	0	0	12.0	14	5	2	4	9
<b>Two Years</b>		<b>0</b>	<b>1</b>	<b>.000</b>	<b>6.00</b>	<b>9</b>	<b>1</b>	<b>0</b>	<b>0</b>	<b>0</b>	<b>21.0</b>	<b>30</b>	<b>14</b>	<b>2</b>	<b>7</b>	<b>14</b>

## Matt Kata ★ Infielder ★ Major League Debut: 2003

	TEAM	G	AB	H	2B	3B	HR	R	RBI	BB	IBB	SO	SH	SF	HBP	AVG	OBP	SLG
2003	Diamondbacks	78	288	74	16	5	7	42	29	25	0	53	5	3	1	.257	.315	.420
2004	Diamondbacks	42	162	40	9	2	2	17	13	13	2	29	1	1	0	.247	.301	.364
2005	D-Backs/Phillies	40	37	7	2	1	0	7	0	5	0	4	2	0	0	.189	.285	.297
2007	Rangers/Pirates	78	158	35	9	1	3	21	16	5	0	33	2	0	2	.222	.255	.348
<b>Four Years</b>		<b>238</b>	<b>645</b>	<b>156</b>	<b>36</b>	<b>9</b>	<b>12</b>	<b>87</b>	<b>58</b>	<b>48</b>	<b>2</b>	<b>121</b>	<b>10</b>	<b>4</b>	<b>3</b>	<b>.242</b>	<b>.296</b>	<b>.381</b>

## Tony Kemp ★ Infielder/Outfielder ★ Major League Debut: 2016

	TEAM	G	AB	H	2B	3B	HR	R	RBI	BB	IBB	SO	SH	SF	HBP	AVG	OBP	SLG
2016	Astros	59	120	26	4	3	1	15	7	14	0	27	1	1	0	.217	.296	.325
2017	Astros	17	37	8	1	0	0	6	4	1	0	5	0	0	1	.216	.256	.243
<b>Two Years</b>		<b>76</b>	<b>157</b>	<b>34</b>	<b>5</b>	<b>3</b>	<b>1</b>	<b>21</b>	<b>11</b>	<b>15</b>	<b>0</b>	<b>32</b>	<b>1</b>	<b>1</b>	<b>1</b>	<b>.217</b>	<b>.287</b>	<b>.306</b>

## Jensen Lewis ★ Pitcher ★ Major League Debut: 2007

	TEAM	W	L	PCT	ERA	G	GS	CG	SHO	SV	IP	H	ER	HR	BB	SO
2007	Indians	1	1	.500	2.15	26	0	0	0	0	29.3	26	7	1	10	34
2008	Indians	0	4	.000	3.82	51	0	0	0	13	66.0	68	28	8	27	52
2009	Indians	2	4	.333	4.61	47	0	0	0	1	66.1	62	34	13	29	62
2010	Indians	4	2	.667	2.97	37	0	0	0	0	36.1	28	12	1	19	29
<b>Four Years</b>		<b>3</b>	<b>9</b>	<b>.250</b>	<b>3.84</b>	<b>124</b>	<b>0</b>	<b>0</b>	<b>0</b>	<b>14</b>	<b>161.2</b>	<b>156</b>	<b>69</b>	<b>22</b>	<b>66</b>	<b>148</b>

## Scotti Madison ★ Catcher/Infielder ★ Major League Debut: 1985

	TEAM	G	AB	H	2B	3B	HR	R	RBI	BB	IBB	SO	SH	SF	HBP	AVG	OBP	SLG
1985	Tigers	6	11	0	0	0	0	0	1	2	0	0	0	1	0	.000	.143	.000
1986	Tigers	2	7	0	0	0	0	0	1	0	0	3	0	1	0	.000	.000	.000
1987	Royals	7	15	4	3	0	0	4	0	1	0	5	1	0	0	.267	.312	.467
1988	Royals	16	35	6	2	0	0	4	2	4	0	5	0	0	0	.171	.256	.229
1989	Reds	40	98	17	7	0	1	13	7	8	2	9	0	1	1	.173	.241	.276
<b>Five Years</b>		<b>71</b>	<b>166</b>	<b>27</b>	<b>12</b>	<b>0</b>	<b>1</b>	<b>21</b>	<b>11</b>	<b>15</b>	<b>2</b>	<b>22</b>	<b>1</b>	<b>3</b>	<b>1</b>	<b>.163</b>	<b>.232</b>	<b>.253</b>



# DORES IN THE MAJORS



## Mike Minor ★ Pitcher ★ Major League Debut: 2010

	TEAM	W	L	PCT	ERA	G	GS	CG	SHO	SV	IP	H	ER	HR	BB	SO
2010	Braves	3	2	.600	5.98	9	8	0	0	0	40.2	53	27	6	11	43
2011	Braves	5	3	.625	4.14	15	15	0	0	0	82.2	93	38	7	30	77
2012	Braves	11	10	.524	4.12	30	30	0	0	0	179.1	151	82	26	56	145
2013	Braves	13	9	.591	3.21	32	32	1	0	0	204.2	177	73	22	46	181
2014	Braves	6	12	.333	4.77	25	25	0	0	0	145.1	165	77	21	44	120
2015	Braves	-- Injured --														
2017	Royals	6	6	.500	2.55	65	0	0	0	6	77.2	57	22	5	22	88
<b>Seven Years</b>		<b>44</b>	<b>42</b>	<b>.511</b>	<b>3.93</b>	<b>176</b>	<b>110</b>	<b>1</b>	<b>0</b>	<b>6</b>	<b>730.1</b>	<b>696</b>	<b>319</b>	<b>87</b>	<b>209</b>	<b>654</b>

## Josh Paul ★ Catcher ★ Major League Debut: 1999

	TEAM	G	AB	H	2B	3B	HR	R	RBI	BB	IBB	SO	SH	SF	HBP	AVG	OBP	SLG
1999	White Sox	6	18	4	1	0	0	2	1	0	0	4	0	0	0	.222	.222	.278
2000	White Sox	36	71	20	3	2	1	15	8	5	0	17	2	0	1	.282	.338	.423
2001	White Sox	57	139	37	11	0	3	20	18	13	0	25	1	1	0	.266	.327	.410
2002	White Sox	33	104	25	4	0	0	11	11	9	0	22	2	2	1	.240	.302	.279
2003	White Sox	13	17	6	6	0	0	6	4	3	0	3	0	0	0	.353	.450	.353
2003	Cubs	3	6	0	0	0	0	0	0	0	0	3	0	1	0	.000	.000	.000
2004	Angels	46	70	17	3	0	2	11	10	7	0	17	3	1	0	.243	.308	.371
2005	Angels	34	37	7	1	0	2	4	4	2	0	9	1	0	0	.189	.231	.378
2006	Devil Rays	58	146	38	9	0	1	15	8	14	0	39	3	1	1	.260	.327	.342
2007	Devil Rays	35	105	20	3	0	1	8	9	6	0	30	4	0	0	.190	.234	.248
<b>Nine Years</b>		<b>321</b>	<b>713</b>	<b>174</b>	<b>35</b>	<b>2</b>	<b>10</b>	<b>92</b>	<b>73</b>	<b>59</b>	<b>0</b>	<b>169</b>	<b>17</b>	<b>5</b>	<b>3</b>	<b>.244</b>	<b>.303</b>	<b>.341</b>

## David Price ★ Pitcher ★ Major League Debut: 2008

	TEAM	W	L	PCT	ERA	G	GS	CG	SHO	SV	IP	H	ER	HR	BB	SO
2008	Rays	0	0	.000	1.93	5	1	0	0	0	14.0	9	3	1	4	12
2009	Rays	10	7	.588	4.42	23	23	0	0	0	128.1	119	63	17	54	102
2010	Rays	19	6	.760	2.72	32	31	2	1	0	208.2	170	63	15	79	188
2011	Rays	12	13	.480	3.49	34	34	0	0	0	224.1	192	87	22	63	218
*2012	Rays	20	5	.800	2.56	31	31	2	1	0	211.0	173	60	16	59	205
2013	Rays	10	8	.556	3.33	27	27	4	0	0	186.2	178	69	16	27	151
2014	Rays/Tigers	15	12	.556	3.26	34	34	3	0	0	248.1	230	90	25	38	271
2015	Tigers/Jays	18	5	.783	2.45	32	32	3	1	0	220.1	190	60	17	47	225
2016	Red Sox	17	9	.654	3.99	35	35	1	0	0	230.0	227	102	30	50	228
2017	Red Sox	6	3	.666	3.38	16	11	0	0	0	74.2	65	28	8	24	76
<b>10 Years</b>		<b>127</b>	<b>68</b>	<b>.651</b>	<b>3.22</b>	<b>269</b>	<b>259</b>	<b>16</b>	<b>3</b>	<b>0</b>	<b>1746.1</b>	<b>1553</b>	<b>625</b>	<b>167</b>	<b>445</b>	<b>1676</b>

\*2012 AL Cy Young Award Winner

## Antoan Richardson ★ Outfielder ★ Major League Debut: 2011

	TEAM	G	AB	H	2B	3B	HR	R	RBI	BB	IBB	SO	SH	SF	HBP	AVG	OBP	SLG
2011	Braves	3	4	0	0	0	0	0	0	0	0	1	0	0	0	.500	.500	.500
2014	Yankees	13	16	5	0	0	0	2	1	1	0	3	0	0	0	.313	.353	.313
2015	Rangers	-- Injured --																
Three Years		16	20	5	0	0	0	2	1	1	4	4	0	0	0	.350	.381	.350

## Scott Sanderson ★ Pitcher ★ Major League Debut: 1978

	TEAM	W	L	PCT	ERA	G	GS	CG	SHO	SV	IP	H	ER	HR	BB	SO
1978	Expos	4	2	.667	2.51	10	9	1	1	0	61.0	52	17	3	21	50
1979	Expos	9	8	.529	3.43	34	24	5	3	1	168.0	148	64	16	54	138
1980	Expos	16	11	.593	3.11	33	33	7	3	0	211.1	206	73	18	56	125
1981	Expos	9	7	.562	2.95	22	22	4	1	0	137.1	122	45	10	31	77
1982	Expos	12	12	.500	3.46	32	32	7	0	0	224.0	212	86	24	58	158
1983	Expos	6	7	.462	4.65	18	16	0	0	1	81.1	98	42	12	20	55
1984	Cubs	8	5	.615	3.14	24	24	3	0	0	140.2	140	49	5	24	76
1985	Cubs	5	6	.455	3.12	19	19	2	0	0	121.0	100	42	13	27	80
1986	Cubs	9	11	.450	4.19	37	28	1	1	1	169.2	165	79	21	37	124
1987	Cubs	8	9	.471	4.29	32	22	0	0	2	144.2	156	69	23	50	106
1988	Cubs	1	2	.333	5.28	11	0	0	0	0	15.1	13	9	1	3	6
1989	Cubs	11	9	.550	3.94	37	23	2	0	0	146.1	155	64	16	31	86
1990	Athletics	17	11	.607	3.88	34	34	2	1	0	206.1	205	89	27	66	128
1991	Yankees	16	10	.615	3.81	34	34	2	2	0	208.0	200	88	22	29	130
1992	Yankees	12	11	.522	4.93	33	33	2	1	0	193.1	220	106	28	64	104
1993	Angels	7	11	.389	4.46	21	21	4	1	0	135.1	153	67	15	27	66
1993	Giants	4	2	.667	3.51	11	8	0	0	0	48.2	48	19	12	7	36
1994	White Sox	8	4	.667	5.09	18	14	1	0	0	92.0	110	52	20	12	36
1995	Angels	1	3	.250	4.12	7	7	0	0	0	39.1	48	18	6	4	23
1996	Angels	0	2	.000	7.50	5	4	0	0	0	18.0	39	15	5	4	7
<b>19 Years</b>		<b>163</b>	<b>143</b>	<b>.533</b>	<b>3.84</b>	<b>472</b>	<b>407</b>	<b>43</b>	<b>14</b>	<b>5</b>	<b>2561.2</b>	<b>2,590</b>	<b>1,093</b>	<b>297</b>	<b>625</b>	<b>1,611</b>



# DORES IN THE PROS



## Jeremy Sowers ★ Pitcher ★ Major League Debut: 2005

	TEAM	W	L	PCT	ERA	G	GS	CG	SHO	SV	IP	H	ER	HR	BB	SO
2006	Indians	7	4	.636	3.57	14	14	2	2	0	88.1	85	35	10	20	35
2007	Indians	1	6	.142	6.42	13	13	0	0	0	67.1	84	48	10	21	24
2008	Indians	4	9	.307	5.58	22	22	0	0	0	121.0	141	75	18	39	64
2009	Indians	6	11	.353	5.25	23	22	0	0	0	123.1	134	72	11	52	51
<b>Four Years</b>		<b>18</b>	<b>30</b>	<b>.375</b>	<b>5.18</b>	<b>72</b>	<b>71</b>	<b>2</b>	<b>2</b>	<b>9</b>	<b>400.0</b>	<b>444</b>	<b>230</b>	<b>49</b>	<b>132</b>	<b>174</b>

## Dansby Swanson ★ Infielder ★ Major League Debut: 2016

	TEAM	G	AB	H	2B	3B	HR	R	RBI	BB	IBB	SO	SH	SF	HBP	AVG	OBP	SLG
2016	Braves	38	129	39	7	1	3	20	17	13	5	34	1	2	0	.302	.361	.442
2017	Braves	144	488	113	23	2	6	59	51	59	10	120	0	4	0	.232	.312	.324
<b>Two Years</b>		<b>182</b>	<b>617</b>	<b>152</b>	<b>30</b>	<b>3</b>	<b>9</b>	<b>79</b>	<b>68</b>	<b>72</b>	<b>15</b>	<b>154</b>	<b>1</b>	<b>6</b>	<b>0</b>	<b>.246</b>	<b>.322</b>	<b>.348</b>

## Drew VerHagen ★ Pitcher ★ Major League Debut: 2014

	TEAM	W	L	PCT	ERA	G	GS	CG	SHO	SV	IP	H	ER	HR	BB	SO
2014	Tigers	0	1	.000	5.40	1	1	0	0	0	5.0	5	3	0	3	4
2015	Tigers	2	0	1.000	2.05	20	0	0	0	0	26.1	18	6	1	14	13
2016	Tigers	1	0	1.000	7.11	19	0	0	0	0	19.0	28	15	3	7	10
2017	Tigers	0	3	.000	5.77	24	2	0	0	0	34.1	42	22	10	9	25
<b>Four Years</b>		<b>3</b>	<b>4</b>	<b>.428</b>	<b>4.89</b>	<b>64</b>	<b>3</b>	<b>0</b>	<b>0</b>	<b>0</b>	<b>84.2</b>	<b>93</b>	<b>46</b>	<b>14</b>	<b>33</b>	<b>52</b>

## Mike Willis ★ Pitcher ★ Major League Debut: 1977

	TEAM	W	L	PCT	ERA	G	GS	CG	SHO	SV	IP	H	ER	HR	BB	SO
1977	Blue Jays	2	6	.250	3.94	43	3	0	0	5	107.1	105	47	15	38	59
1978	Blue Jays	3	7	.300	4.56	44	2	1	0	7	100.2	104	51	11	39	52
1979	Blue Jays	0	3	.000	8.44	17	1	0	0	0	26.2	35	25	1	16	8
1980	Blue Jays	2	1	.667	1.71	20	0	0	0	3	26.1	25	5	3	11	14
1981	Blue Jays	0	4	.000	5.91	20	0	0	0	0	35.0	43	23	6	20	16
<b>Five Years</b>		<b>7</b>	<b>21</b>	<b>.250</b>	<b>4.59</b>	<b>144</b>	<b>6</b>	<b>1</b>	<b>0</b>	<b>15</b>	<b>296.0</b>	<b>312</b>	<b>151</b>	<b>36</b>	<b>124</b>	<b>149</b>

**In 2017, Vanderbilt had 38 former Commodores playing professionally with MLB affiliated teams.**  
**Dores in the Pros**

Pedro Alvarez (2006-08) - Baltimore Orioles  
 Tyler Beede (2012-14) - San Francisco Giants  
 Ben Bowden (2014-16) - Colorado Rockies  
 Walker Buehler (2013-15) - Los Angeles Dodgers  
 Curt Casali (2008-11) - Tampa Bay Rays  
 Ro Coleman (2014-17) - Detroit Tigers  
 Vince Conde (2012-14) - New York Yankees  
 Jason Delay (2014-17) - Pittsburgh Pirates  
 Tyler Ferguson (2013-15) - Texas Rangers  
 Ryan Flaherty (2006-08) - Baltimore Orioles  
 Carson Fulmer (2013-15) - Chicago White Sox  
 Grayson Garvin (2009-11) - Tampa Bay Rays  
 Sonny Gray (2009-11) - Oakland A's  
 Conrad Gregor (2011-13) - Boston Red Sox  
 Reed Hayes (2017) - Baltimore Orioles  
 Taylor Hill (2008-11) - Washington Nationals  
 Tony Kemp (2011-13) - Houston Astros  
 Jeren Kendall (2015-17) - Los Angeles Dodgers  
 John Kilichowski (2014-16) - St. Louis Cardinals

Brian Miller (2012-14) - Tampa Bay Rays  
 Jared Miller (2012-14) - Arizona Diamondbacks  
 Mike Minor (2007-09) - Atlanta Braves  
 John Norwood (2012-14) - Miami Marlins  
 Philip Pfeifer (2012-15) - Atlanta Braves  
 David Price (2005-07) - Boston Red Sox  
 Adam Ravenelle (2012-14) - Detroit Tigers  
 Bryan Reynolds (2014-16) - San Francisco Giants  
 Matt Ruppenthal (2015-17) - Houston Astros  
 Sam Selman (2010-12) - Kansas City Royals  
 Jordan Sheffield (2015-16) - Los Angeles Dodgers  
 Collin Snider (2015-17) - Kansas City Royals  
 Dansby Swanson (2013-15) - Atlanta Braves  
 Will Toffey (2015-17) - Oakland A's  
 Drew VerHagen (2012) - Detroit Tigers  
 Zander Wiel (2012-15) - Minnesota Twins  
 Rhett Wiseman (2013-15) - Washington Nationals  
 Kyle Wright (2015-17) - Atlanta Braves  
 Mike Yastrzemski (2010-13) - Baltimore Orioles



Four days after being selected fifth overall in the 2017 MLB Draft by Atlanta, Kyle Wright chats with former Vanderbilt teammate and Braves' player Dansby Swanson.



Carson Fulmer and Tony Kemp pose together prior to the White Sox and Astros facing off at Minute Maid Park in 2017.



# DRAFTED COMMODORES

## VANDERBILT IN THE DRAFT

★ Vanderbilt is one of only two universities in the nation to produce multiple No. 1 picks with David Price (2007) and Dansby Swanson (2015), joining Arizona State (Rick Monday - 1965, Floyd Bannister - 1968, Bob Horner - 1978).

★ At least one Commodore has been drafted every year since 1991 with a total of 100 players signing professional contracts.

★ 89 pitchers have been selected in the MLB Draft, including 55 during the Tim Lincecum era (since 2003).

★ 27 outfielders have been drafted by professional teams.






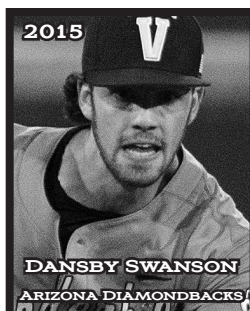

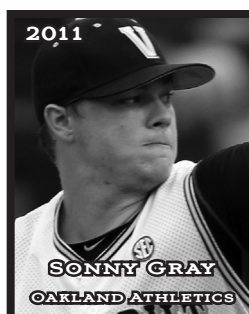









★ 33 infielders have been drafted by professional teams.

★ 15 catchers have been picked by professional teams.

★ 73 Commodores have been picked in the first 10 rounds of the draft.

★ 145 Commodores have been drafted all time.

## FIRST ROUND COMMODORES



# DRAFTED COMMODORES



## 2017

Name	Team	Round
Kyle Wright, RHP	ATL	1st (5th)
Jeren Kendall, OF	LAD	1st (23rd)
Will Toffey, 3B	OAK	4th
Jason Delay, C	PIT	4th
Collin Snider, RHP	KC	12th
Reed Hayes, RHP	BAL	13th
Matt Ruppenthal, RHP	HOU	17th
Ro Coleman, OF	DET	34th

## 2016

Name	Team	Round
Jordan Sheffield, RHP	LAD	1st (36th)
Ben Bowden, LHP	COL	2nd
Bryan Reynolds, OF	2nd	
Jason Delay*, C	SF	11th
John Kilichowski, LHP	STL	11th
Will Toffey*, 3B	BAL	25th

## 2015

Name	Team	Round
Dansby Swanson, SS	ARI	1st (1st)
Carson Fulmer, RHP	CHW	1st (8th)
Walker Buehler, RHP	LAD	1st (24th)
Philip Pfeifer, LHP	LAD	3rd
Rhett Wiseman, OF	WAS	3rd
Tyler Ferguson, RHP	TEX	6th
Zander Wiel, 1B	MIN	12th
John Kilichowski*, LHP	CHC	39th

## 2014

Name	Team	Round
Tyler Beede, RHP	SF	1st (14th)
Adam Ravenelle, RHP	DET	4th
Vince Conde, SS	NYN	9th
Jared Miller, LHP	ARI	11th
Brian Miller, RHP	TB	15th

## 2013

Name	Team	Round
Kevin Ziemek, LHP	DET	2nd
Conrad Gregor, 1B	HOU	4th
Tony Kemp, 2B	HOU	5th
Connor Harrell, OF	DET	7th
Spencer Navin, C	LAD	11th
Mike Yastrzemski, OF	BAL	14th

## 2012

Name	Team	Round
Sam Selman, LHP	KC	2nd
Drew VerHagen, RHP	DET	4th
Anthony Gomez, SS	MIA	6th
Will Clinard, RHP	DET	19th
Mike Yastrzemski*, OF	SEA	30th
Connor Harrell*, OF	DET	31st

## 2011

Name	Team	Round
Sonny Gray, RHP	OAK	1st (18th)
Grayson Garvin, LHP	TB	1st (59th)
Jason Esposito, 3B	BAL	3rd
Jack Armstrong, RHP	HOU	3rd
Aaron Westlake, 1B	DET	3rd
Corey Williams, LHP	MIN	3rd
Taylor Hill, RHP	WAS	6th
Mark Lamm, RHP	ATL	6th
Curt Casali, C	DET	10th
Navery Moore, RHP	ATL	14th
Will Clinard*, RHP	MIN	30th
Joe Loftus, OF	ARI	46th

## 2010

Name	Team	Round
Drew Hayes, RHP	CIN	11th
Aaron Westlake*, 1B	TOR	22nd
Taylor Hill*, RHP	CLE	30th
Russell Brewer, RHP	COL	31st
Andrew Giobbi, C	SEA	32nd
Chase Reid, RHP	STL	41st

## 2009

Name	Team	Round
Mike Minor, LHP	ATL	1st (7th)
Caleb Cotham, RHP	NYN	5th
Nick Christiani, RHP	CIN	13th
Steven Liddle, OF	MIN	15th
Drew Hayes*, RHP	SEA	22nd
Jonathan White, OF	ARI	40th

## 2008

Name	Team	Round
Pedro Alvarez, 3B	PIT	1st (2nd)
Ryan Flaherty, SS	CHC	1st (41st)
Brett Jacobson, RHP	DET	4th
Dominic de la Osa, 2B	MIN	11th
David Macias, OF	CHC	19th
Shea Robin, C	HOU	20th
Nick Christiani*, RHP	CLE	32nd
Alex Feinberg, 2B	COL	43rd

## 2007

Name	Team	Round
David Price, LHP	TB	1st (1st)
Casey Weathers, RHP	COL	1st (8th)
Dominic de la Osa*, OF	DET	10th
Cody Crowell, LHP	TOR	14th
Ty Davis, RHP	ARI	22nd
Tyler Rhoden, RHP	CIN	22nd
Jonathan White*, OF	MIL	24th
Stephen Shao, LHP	COL	26th

## 2006

Name	Team	Round
Matt Buschmann, RHP	SD	15th
Brian Hernandez, C	SD	19th
Casey Weathers*, RHP	DET	25th
Greg Moviell, LHP	SEA	26th

## 2005

Name	Team	Round
Jensen Lewis, RHP	CLE	3rd
Ryan Mullins, LHP	MIN	3rd
Mike Baxter, OF	SD	4th
Jeff Sues, RHP	PIT	5th
Ryan Rote, RHP	CWS	5th
Warner Jones, 2B	DET	17th
Tony Mansolino, 3B	PIT	26th
Antoan Richardson, OF	SF	35th

## 2004

Name	Team	Round
Jeremy Sowers, LHP	CLE	1st (6th)
Cesar Nicolas, 1B	ARI	5th
Ryan Klosterman, SS	TOR	5th
Antoan Richardson*, OF	ARI	13th
Jeff Sues*, RHP	CLE	14th
Jonathan Douillard, C	CHC	28th
Ryan Rote*, RHP	NYN	37th

## 2003

Name	Team	Round
Robert Ransom, RHP	CHC	23rd

## 2002

Name	Team	Round
Karl Nonemaker, OF	PHI	20th
Sean Luellwitz, 1B/C	ARI	28th

## 2001

Name	Team	Round
Ashley Freeman, 3B	ARI	19th

## 2000

Name	Team	Round
Andy Beal, LHP	NYN	5th
Damon Yee, RHP	HOU	28th

## 1999

Name	Team	Round
Matt Kata, OF	ARI	9th
Mike Byrd, RHP	CLE	35th

## 1998

Name	Team	Round
Clinton Johnston, LHP	PIT	1st (15th)
Bert Snow, RHP	OAK	10th
Josh Adeeb, OF	BOS	24th
Tyodus Meadows, OF	CHC	27th

## 1997

Name	Team	Round
Glenn Davis, 1B	LAD	1st (24th)

## 1996

Name	Team	Round
Josh Paul, OF	CWS	2nd
Phil Haigler, RHP	MIN	25th

## 1995

Name	Team	Round
Phil Haigler*, RHP	NYN	49th

## 1994

Name	Team	Round
Nick Morrow, OF	CIN	30th

## 1993

Name	Team	Round
Vee Hightower, OF	CHC	3rd
Greg Thomas, 1B	CLE	9th
Gabe Whatley, OF	CHC	12th
Alan Purdy, SS	PIT	20th
William Daunic, 1B	TOR	25th

## 1992

Name	Team	Round
Jeff Martin, C	BOS	22nd

## 1991

Name	Team	Round
Steve Sadecki, RHP	TEX	6th
JoJo Smith, LHP	LA	18th
Charles Sullivan, 2B	TEX	27th

## 1989

Name	Team	Round
Jim Heins, RHP	DET	23rd

## 1988

Name	Team	Round
Jeff Hoffman, RHP	NYN	14th
Kyle Balch, RHP	KC	15th
Jim Heins*, RHP	PIT	16th

## 1987

Name	Team	Round
Bud Adams, RHP	KC	9th
Kyle Balch*, RHP	CAL	10th
Archie Smith, LHP	KC	13th
David Joiner, 3B/OF	NYM	37th

## 1986

Name	Team	Round
Mark Ambrose, RHP	MIL	2nd

## 1985

Name	Team	Round
Joey Cora, SS	SD	1st (23rd)
Abbie Woyce, RHP	KC	23rd

## 1984

Name	Team	Round
Jeff Edwards, LHP	LAD	7th
Tom Wasilewski, RHP	TOR	9th

## 1983

Name	Team	Round
Marlon Hubbard, RHP	SD	15th

## 1982

Name	Team	Round
Brian Farley, RHP	STL	6th
Erez Borowsky, C	MIN	13th

## 1981

Name	Team	Round
Steve Chmil, SS	ATL	17th

## 1980

Name	Team	Round
Scotti Madison, C	MIN	3rd

## 1979

Name	Team	Round
Scotti Madison*, C	SF	10th
Jack Nuismer, RHP	CLE	15th

## 1978

Name	Team	Round
Michael Wright, OF	DET	9th
Ricky Kittrell, LHP	SF	16th

## 1977

Name	Team	Round
Scott Sanderson, RHP	MON	3rd
Steve Lane, LHP	STL	37th

## 1976

Name	Team	Round
David Tyler, 3B	BOS	1st (9th)

## 1975

Name	Team	Round
Rick Duncan, C	MIN	2nd
Gene Menees, 3B	SD	14th

## 1974

Name	Team	Round
Butch Stinson, LHP	CHW	1st (9th)
Ted Shipley, SS	MIN	1st (14th)

## 1973

Name	Team	Round
Doug Wessel, RHP	BAL	1st (6th)
Doug Wessel*, RHP	NYM	1st (11th)
Greg Collins, C	CHC	9th
Rick Rhodes, LHP	PIT	15th
John McLean, RHP	ATL	27th
Jeff Peebles, RHP	STL	37th

## 1972

Name	Team	Round
Doug Wessel*, RHP	KC	4th
Mike Willis, LHP	BAL	20th

## 1971

Name	Team	Round
Elliott Jones, RHP	BOS	6th
Elliott Jones, RHP	PIT	12th
James Conn, SS	LA	17th

\* Chose not to sign and returned to Vanderbilt





# SEC COMPOSITE SCHEDULE

## FEBRUARY

16 (Friday)  
Valparaiso at Alabama  
Bucknell at Arkansas  
Longwood at Auburn  
Siena at Florida  
Georgia Southern at Georgia  
Kentucky at Wofford  
Notre Dame at LSU  
Winthrop at Ole Miss  
Mississippi State at S. Miss  
Missouri at FIU  
VMI at South Carolina  
Maryland at Tennessee  
Rhode Island at Texas A&M  
Duke at Vanderbilt

17 (Saturday)  
Valparaiso at Alabama  
Bucknell at Arkansas  
Longwood at Auburn  
Siena at Florida  
Georgia Southern at Georgia  
Kentucky at USC-Upstate (DH)  
Notre Dame at LSU  
Winthrop at Ole Miss  
Mississippi State at S. Miss  
Missouri at FIU  
VMI at South Carolina  
Maryland at Tennessee  
Rhode Island at Texas A&M  
Duke at Vanderbilt

18 (Sunday)  
Valparaiso at Alabama  
Bucknell at Arkansas  
Longwood at Auburn  
Siena at Florida  
Georgia Southern at Georgia  
Kentucky vs. Evansville (Spartanburg, S.C.)  
Notre Dame at LSU  
Winthrop at Ole Miss  
Missouri at FIU  
Mississippi State at S. Miss  
VMI at South Carolina  
Maryland at Tennessee  
Rhode Island at Texas A&M  
Duke at Vanderbilt

20 (Tuesday)  
Middle Tennessee at Alabama  
Georgia State at Auburn  
FAU at Florida  
Memphis at Ole Miss  
North Florida at South Carolina  
Lipscomb at Tennessee  
Stephen F. Austin at Texas A&M  
Presbyterian at Vanderbilt

21 (Wednesday)  
Arkansas vs. Arizona (San Diego, Calif.)  
Missouri at Miami  
Troy at Auburn  
Bethune-Cookman at Florida  
Kennesaw State at Georgia  
Xavier at Kentucky  
New Orleans at LSU  
Mississippi State at Jackson State  
Winthrop at South Carolina  
Presbyterian at Vanderbilt

23 (Friday)  
Washington State at Alabama  
Arkansas at Tony Gwynn Classic  
Bryant at Auburn  
Florida at Miami  
Charlotte at Georgia  
Oakland at Kentucky  
Texas at LSU  
Tulane at Ole Miss  
Mississippi State vs. UC-Santa Barbara  
Missouri vs. Northeastern (Fort Myers, Fla.)  
Charleston Southern at South Carolina  
UNCG at Tennessee  
Cornell at Texas A&M  
UMass-Lowell at Vanderbilt

24 (Saturday)  
Washington State at Alabama  
Arkansas at Tony Gwynn Classic  
Bryant at Auburn

Florida at Miami  
Charlotte at Georgia  
Oakland at Kentucky  
Texas at LSU  
Tulane at Ole Miss  
Mississippi State vs. Nicholls  
Missouri vs. Northeastern (DH - Fort Myers, Fla.)  
Charleston Southern at South Carolina  
UNCG at Tennessee  
Cornell at Texas A&M  
UMass-Lowell at Vanderbilt

25 (Sunday)  
Washington State at Alabama  
Arkansas at Tony Gwynn Classic  
Bryant at Auburn  
Florida at Miami  
Charlotte at Georgia  
Oakland at Kentucky  
Texas at LSU  
Tulane at Ole Miss  
Mississippi State at Corpus Christi Classic  
Missouri vs. Northeastern (Fort Myers, Fla.)  
Charleston Southern at South Carolina  
UNCG at Tennessee  
Cornell at Texas A&M  
UMass-Lowell at Vanderbilt

26 (Monday)  
Mississippi State at UTRGV

27 (Tuesday)  
Alabama at Samford  
Auburn at South Alabama  
Florida at UNF  
Wofford at Georgia  
Western Kentucky at Kentucky  
Grambling at LSU  
Murray State at Ole Miss  
Alabama A&M at Missouri  
Furman at North Carolina  
Houston Baptist at Texas A&M  
Middle Tennessee at Tennessee  
Austin Peay at Vanderbilt

28 (Wednesday)  
Alabama State at Alabama  
Dayton at Arkansas  
Georgia State at Georgia  
UNF at Florida  
LSU at Southeastern Louisiana  
Mississippi State at McNeese  
Alabama A&M at Missouri  
Arkansas-Pine Bluff at Tennessee  
Incarnate Word at Texas A&M  
Indiana State at Vanderbilt

### MARCH

1 (Thursday)  
Dayton at Arkansas

2 (Friday)  
Alabama at Oklahoma  
Southern California at Arkansas  
BYU at Auburn  
Stony Brook at Florida  
Georgia at College of Charleston  
Kentucky vs. Houston (Houston)  
Toledo at LSU  
Long Beach State at Ole Miss  
Mississippi St. vs. Louisiana (Houston)  
UMBC at Missouri  
Clemson at South Carolina  
Tennessee vs. ETSU (Kodak, Tenn.)  
Texas A&M vs. LA Tech (Frisco, Texas)  
Vanderbilt vs. Sam Houston (Houston)

3 (Saturday)  
Alabama at Oklahoma  
Southern California at Arkansas  
BYU at Auburn (DH)  
Stony Brook at Florida  
Georgia at College of Charleston  
Kentucky vs. Sam Houston (Houston)  
Sacred Heart at LSU  
Long Beach State at Ole Miss  
Mississippi St. vs. Houston (Houston)  
UMBC at Missouri  
South Carolina vs. Clemson (Greenville, S.C.)  
Tennessee vs. Memphis (Kodak, Tenn.)  
Texas A&M vs. Baylor (Frisco, Texas)

Vanderbilt vs. Houston (Houston)

4 (Sunday)  
Alabama at Oklahoma  
Southern California at Arkansas  
Stony Brook at Florida  
Georgia at College of Charleston  
Kentucky vs. Louisiana (Houston)  
Southeastern Louisiana at LSU  
Long Beach State at Ole Miss  
Mississippi St. vs. Sam Houston (Houston)  
UMBC at Missouri  
South Carolina at Clemson  
Tennessee vs. Middle Tenn. (Kodak, Tenn.)  
Texas A&M vs. Cal (Frisco, Texas)  
Vanderbilt vs. Houston (Houston)

5 (Monday)  
Georgia at The Citadel

6 (Tuesday)  
Auburn at UAB  
Florida at UCF  
Georgia at The Citadel  
Eastern Kentucky at Kentucky  
Southern at LSU  
Austin Peay at Ole Miss  
New Mexico St. at Mississippi State  
Eastern Illinois at Missouri  
South Carolina vs. App. St. (Charlotte, N.C.)  
James Madison at Tennessee  
Northwestern State at Texas A&M

7 (Wednesday)  
Southern Miss at Alabama  
UCF at Florida  
Georgia at Charleston Southern  
Northern Kentucky at Kentucky  
LSU at Louisiana  
UALR at Ole Miss  
New Mexico St. at Mississippi State  
N.C. A&T at South Carolina  
James Madison at Tennessee  
Northwestern State at Texas A&M  
Vanderbilt at Long Beach State

9 (Friday)  
New Mexico State at Alabama  
Kent State at Arkansas  
Northeastern at Auburn  
Rhode Island at Florida  
Toledo at Georgia  
Texas Tech at Kentucky  
Hawaii at LSU  
Eastern Illinois at Ole Miss  
Utah Valley at Mississippi State  
LaSalle at Missouri  
Princeton at South Carolina  
Tennessee at Cincinnati  
Long Beach State at Texas A&M  
Vanderbilt at UCLA

10 (Saturday)  
New Mexico State at Alabama  
Kent State at Arkansas  
Northeastern at Auburn  
Rhode Island at Florida  
Toledo at Georgia  
Texas Tech at Kentucky  
Hawaii at LSU  
Eastern Illinois at Ole Miss  
Utah Valley at Mississippi State  
LaSalle at Missouri  
Princeton at South Carolina  
Tennessee at Cincinnati  
Long Beach State at Texas A&M  
Vanderbilt at Southern California

11 (Sunday)  
New Mexico State at Alabama  
Kent State at Arkansas  
Northeastern at Auburn  
Rhode Island at Florida  
Toledo at Georgia  
Texas Tech at Kentucky  
Hawaii at LSU  
Eastern Illinois at Ole Miss  
Utah Valley at Mississippi State  
LaSalle at Missouri  
Princeton at South Carolina  
Tennessee at Cincinnati

Long Beach State at Texas A&M  
Vanderbilt vs. TCU (Los Angeles)

13 (Tuesday)  
Alabama A&M at Alabama  
Texas at Arkansas  
Georgia Tech at Auburn  
Florida State at Florida  
Kennesaw State at Georgia  
Murray State at Kentucky  
Ole Miss at Georgia State  
Wichita State at Missouri  
UT Arlington at Texas A&M

14 (Wednesday)  
Alabama A&M at Alabama  
Texas at Arkansas  
Memphis at Auburn  
South Alabama at LSU  
Ole Miss at Georgia State  
Mississippi St. vs. SE La. (Biloxi, Miss.)  
Harvard at South Carolina  
Western Carolina at Tennessee  
Eastern Kentucky at Vanderbilt

16 (Friday)  
Georgia at Alabama  
Kentucky at Arkansas  
Texas A&M at Auburn  
Florida at South Carolina  
Missouri at LSU  
Tennessee at Ole Miss  
Vanderbilt at Mississippi State

17 (Saturday)  
Georgia at Alabama  
Kentucky at Arkansas  
Texas A&M at Auburn  
Florida at South Carolina  
Missouri at LSU  
Tennessee at Ole Miss  
Vanderbilt at Mississippi State

18 (Sunday)  
Georgia at Alabama  
Kentucky at Arkansas  
Texas A&M at Auburn  
Florida at South Carolina  
Missouri at LSU  
Tennessee at Ole Miss  
Vanderbilt at Mississippi State

20 (Tuesday)  
Alabama at UAB  
Arkansas at Charlotte  
Auburn at Georgia Tech  
Jacksonville at Florida  
Georgia at Georgia State  
Kentucky at Xavier  
New Orleans at Ole Miss  
Alcorn State at Mississippi State  
Arkansas State at Missouri  
South Carolina at The Citadel  
East Tennessee St. at Tennessee  
Texas A&M at Rice  
Vanderbilt vs. Belmont (Nashville)

21 (Wednesday)  
Arkansas at Charlotte  
Arkansas State at Missouri  
LSU at Tulane  
New Orleans at Ole Miss  
Texas Southern at Mississippi State

22 (Thursday)  
Ole Miss at Texas A&M

23 (Friday)  
Alabama at Tennessee  
Auburn at Kentucky  
Arkansas at Florida  
South Carolina at Georgia  
LSU at Vanderbilt  
Ole Miss at Texas A&M  
Mississippi State at Missouri

24 (Saturday)  
Alabama at Tennessee  
Auburn at Kentucky  
Arkansas at Florida  
South Carolina at Georgia.

# SEC COMPOSITE SCHEDULE



LSU at Vanderbilt  
Ole Miss at Texas A&M  
Mississippi State at Missouri

25 (Sunday)  
Alabama at Tennessee  
Auburn at Kentucky  
Arkansas at Florida  
South Carolina at Georgia  
LSU at Vanderbilt  
Mississippi State at Missouri

27 (Tuesday)  
Alabama vs. Auburn (Montgomery, Ala.)  
Arkansas at Memphis  
Florida vs. Florida St. (Jacksonville, Fla.)  
Charleston Southern at Georgia  
LSU vs. Louisiana  
Southern Miss at Ole Miss  
Mississippi St. vs. Nicholls (New Orleans)  
Davidson at South Carolina  
Tennessee at Western Carolina  
Texas A&M at A&M Corpus-Christi  
Vanderbilt vs. Lipscomb (Nashville)

28 (Wednesday)  
Miami (OH) at Kentucky

29 (Thursday)  
Missouri at Auburn  
Texas A&M at Georgia  
Mississippi State at LSU  
Arkansas at Ole Miss

30 (Friday)  
Kentucky at Alabama  
Arkansas at Ole Miss  
Missouri at Auburn  
Vanderbilt at Florida  
Texas A&M at Georgia  
Mississippi State at LSU  
Tennessee at South Carolina

31 (Saturday)  
Kentucky at Alabama  
Arkansas at Ole Miss  
Missouri at Auburn  
Vanderbilt at Florida  
Texas A&M at Georgia  
Mississippi State at LSU  
Tennessee at South Carolina

## APRIL

3 (Tuesday)  
Alabama at Jacksonville State  
Louisiana-Monroe at Arkansas  
Alabama A&M at Auburn  
FGCU at Florida  
Georgia Tech at Georgia  
Louisville at Kentucky  
Nicholls at LSU  
Ole Miss at Memphis  
Missouri vs. Missouri St. (Busch Stadium)  
South Carolina vs. UNC (Charlotte, S.C.)  
Belmont at Tennessee  
Houston at Texas A&M  
Vanderbilt at Middle Tennessee

4 (Wednesday)  
Louisiana-Monroe at Arkansas  
Southern at Mississippi State  
SIU-Edwardsville at Missouri

5 (Thursday)  
Georgia at Vanderbilt  
LSU at Texas A&M

6 (Friday)  
Alabama at Missouri  
Auburn at Arkansas  
Florida at Tennessee  
Georgia at Vanderbilt  
South Carolina at Kentucky  
LSU at Texas A&M  
Ole Miss at Mississippi State

7 (Saturday)  
Alabama at Missouri  
Auburn at Arkansas  
Florida at Tennessee

Georgia at Vanderbilt  
South Carolina at Kentucky  
LSU at Texas A&M  
Ole Miss at Mississippi State

8 (Sunday)  
Alabama at Missouri  
Auburn at Arkansas  
Florida at Tennessee  
South Carolina at Kentucky  
Ole Miss at Mississippi State

10 (Tuesday)  
UAB at Alabama  
Arkansas vs. Grambling (Little Rock, Ark.)  
Auburn at Samford  
Florida at Florida State  
Georgia vs. Clemson (Augusta, S.C.)  
Louisiana Tech at LSU  
Ole Miss vs. Southern Miss (Pearl, Miss.)  
Missouri at Missouri State  
The Citadel at South Carolina  
UT-Martin at Tennessee  
Texas at Texas A&M  
Western Kentucky at Vanderbilt

11 (Wednesday)  
Arkansas vs. Grambling (Little Rock, Ark.)  
Kentucky at Western Carolina  
Louisiana Tech at LSU  
Mississippi State at Alabama St.  
UT-Martin at Tennessee

13 (Friday)  
Alabama at Texas A&M  
South Carolina at Arkansas  
Mississippi State at Auburn  
Missouri at Florida  
Kentucky at Georgia  
Tennessee at LSU  
Ole Miss at Vanderbilt

14 (Saturday)  
Alabama at Texas A&M  
South Carolina at Arkansas  
Mississippi State at Auburn  
Missouri at Florida  
Kentucky at Georgia  
Tennessee at LSU  
Ole Miss at Vanderbilt

15 (Sunday)  
Alabama at Texas A&M  
South Carolina at Arkansas  
Mississippi State at Auburn  
Missouri at Florida  
Kentucky at Georgia  
Tennessee at LSU  
Ole Miss at Vanderbilt

17 (Tuesday)  
Samford at Alabama  
Missouri State at Arkansas  
UAB at Auburn  
Jacksonville at Florida  
Clemson at Georgia  
Kentucky at Louisville  
Chicago State at Missouri  
Presbyterian at South Carolina  
Tennessee at East Tennessee St.  
Texas State at Texas A&M  
Evansville at Vanderbilt

18 (Wednesday)  
Alcorn State at Alabama  
LSU at Tulane  
Arkansas State at Ole Miss  
Mississippi State at Memphis

19 (Thursday)  
Florida at Kentucky  
Vanderbilt at Missouri

20 (Friday)  
Auburn at Alabama  
Arkansas at Mississippi State  
Florida at Kentucky  
Georgia at Ole Miss  
LSU at South Carolina  
Vanderbilt at Missouri  
Texas A&M at Tennessee

21 (Saturday)  
Auburn at Alabama  
Arkansas at Mississippi State  
Florida at Kentucky  
Georgia at Ole Miss  
LSU at South Carolina  
Vanderbilt at Missouri  
Texas A&M at Tennessee

22 (Sunday)  
Auburn at Alabama  
Arkansas at Mississippi State  
Florida at Kentucky  
Georgia at Ole Miss  
LSU at South Carolina  
Vanderbilt at Missouri  
Texas A&M at Tennessee

24 (Tuesday)  
Troy at Alabama  
Texas Tech at Arkansas  
Samford at Auburn  
Mercer at Florida  
Georgia at Georgia Tech  
Lamar at LSU  
Ole Miss vs. Mississippi St. (Pearl, Miss.)  
Missouri State at Missouri  
South Carolina at Furman  
Tennessee Tech at Tennessee  
Abilene Christian at Texas A&M

25 (Wednesday)  
Texas Tech at Arkansas  
Morehead State at Kentucky

26 (Thursday)  
LSU at Ole Miss

27 (Friday)  
Alabama at Arkansas  
Auburn at Florida  
Tennessee at Georgia  
Missouri at Kentucky  
LSU at Ole Miss  
Texas A&M at Mississippi State  
South Carolina at Vanderbilt

28 (Saturday)  
Alabama at Arkansas  
Auburn at Florida  
Tennessee at Georgia  
Missouri at Kentucky  
LSU at Ole Miss  
Texas A&M at Mississippi State  
South Carolina at Vanderbilt

29 (Sunday)  
Alabama at Arkansas  
Auburn at Florida  
Tennessee at Georgia  
Missouri at Kentucky  
Texas A&M at Mississippi State  
South Carolina at Vanderbilt

## MAY

1 (Tuesday)  
Prairie View A&M at Texas A&M  
Morehead State at Tennessee  
Louisville at Vanderbilt

2 (Wednesday)  
UAPB at Ole Miss

3 (Thursday)  
Georgia at Missouri

4 (Friday)  
Mississippi State at Alabama  
Arkansas at LSU  
Vanderbilt at Auburn  
Florida at Texas A&M  
Georgia at Missouri  
Kentucky at Tennessee  
Ole Miss at South Carolina

5 (Saturday)  
Mississippi State at Alabama  
Arkansas at LSU  
Vanderbilt at Auburn  
Florida at Texas A&M  
Georgia at Missouri

Kentucky at Tennessee  
Ole Miss at South Carolina

6 (Sunday)  
Mississippi State at Alabama  
Arkansas at LSU  
Vanderbilt at Auburn  
Florida at Texas A&M  
Kentucky at Tennessee  
Ole Miss at South Carolina

8 (Tuesday)  
Jacksonville State at Alabama  
South Alabama at Auburn  
USF at Florida  
Georgia vs. Georgia Tech (SunTrust Park)  
Kentucky at Indiana  
Tennessee Tech at Vanderbilt

9 (Wednesday)  
McNeese at LSU  
Mississippi St. vs. Troy (Hoover, Ala.)  
College of Charleston at South Carolina

10 (Thursday)  
Auburn at Ole Miss

11 (Friday)  
Alabama at LSU  
Texas A&M at Arkansas  
Auburn at Ole Miss  
Georgia at Florida  
Mississippi State at Kentucky  
Missouri at South Carolina  
Vanderbilt at Tennessee

12 (Saturday)  
Alabama at LSU  
Texas A&M at Arkansas  
Auburn at Ole Miss  
Georgia at Florida  
Mississippi State at Kentucky  
Missouri at South Carolina  
Vanderbilt at Tennessee

13 (Sunday)  
Alabama at LSU  
Texas A&M at Arkansas  
Georgia at Florida  
Mississippi State at Kentucky  
Missouri at South Carolina  
Vanderbilt at Tennessee

15 (Tuesday)  
Auburn at Troy  
Presbyterian at Georgia  
Kentucky at Murray State  
LSU at Northwestern State  
Ole Miss at Arkansas State  
Indiana State at Missouri  
USC Upstate at South Carolina  
Sam Houston State at Texas A&M  
Middle Tennessee at Vanderbilt

17 (Thursday)  
Ole Miss at Alabama  
Arkansas at Georgia  
Kentucky at Vanderbilt  
LSU at Auburn  
Florida at Mississippi State  
Tennessee at Missouri  
South Carolina at Texas A&M

18 (Friday)  
Ole Miss at Alabama  
Arkansas at Georgia  
Kentucky at Vanderbilt  
LSU at Auburn  
Florida at Mississippi State  
Tennessee at Missouri  
South Carolina at Texas A&M

19 (Saturday)  
Ole Miss at Alabama  
Arkansas at Georgia  
Kentucky at Vanderbilt  
LSU at Auburn  
Florida at Mississippi State  
Tennessee at Missouri  
South Carolina at Texas A&M



# OPPONENT INFORMATION

## Duke Blue Devils

February 16-18 at Hawkins Field

### Team Information

Coach ..... Chris Pollard  
Conference ..... Atlantic Coast  
Last Game vs. Vanderbilt ..... First Meeting  
2017 Overall Record ..... 30-28  
2017 Conference Record ..... 12-18  
2017 Postseason ..... None

### Field Information

Name ..... Durham Bulls Athletic Park  
Dimensions ..... LF- 305, CF- 400, RF- 327

### Media Relations

Contact ..... Ashley Wolf  
Phone ..... 919.668.4393  
E-mail ..... ashley.wolf@duke.edu  
Web ..... goduke.com

## Presbyterian Blue Hose

February 20-21 at Hawkins Field

### Team Information

Coach ..... Elton Pollock  
Conference ..... Big South  
Last Game vs. Vanderbilt ..... VU 5-2 (5/8/13)  
2017 Overall Record ..... 32-29  
2017 Conference Record ..... 15-9  
2017 Postseason ..... None

### Field Information

Name ..... PC Baseball Complex  
Dimensions ..... LF- 325, CF- 400, RF- 325

### Media Relations

Contact ..... Davis Simpson  
Phone ..... 864.833.7095  
E-mail ..... dasimpson@presby.edu  
Web ..... gobluehose.com

## UMass-Lowell River Hawks

February 23-25 at Hawkins Field

### Team Information

Coach ..... Ken Harring  
Conference ..... America East  
Last Game vs. Vanderbilt ..... First Meeting  
2017 Overall Record ..... 22-26  
2017 Conference Record ..... 10-13  
2017 Postseason ..... None

### Field Information

Name ..... LeLachur Park  
Dimensions ..... LF- 337, CF- 400, RF- 301

### Media Relations

Contact ..... Tommy Coyle  
Phone ..... 978.934.6748  
E-mail ..... Thomas\_Coyle@uml.edu  
Web ..... goriverhawks.com

## Austin Peay Governors

February 27 at Hawkins Field

### Team Information

Coach ..... Travis Janssen  
Conference ..... Ohio Valley  
Last Game vs. Vanderbilt ..... VU 8-4 (5/2/17)  
2017 Overall Record ..... 28-30  
2017 Conference Record ..... 13-16  
2017 Postseason ..... None

### Field Information

Name ..... Raymond C. Hand Park  
Dimensions ..... LF- 319, CF- 392, RF- 327

### Media Relations

Contact ..... Cody Bush  
Phone ..... 931.221.7561  
E-mail ..... BushC@apsu.edu  
Web ..... letsgopeay.com

## Indiana State Sycamores

February 28 at Hawkins Field

### Team Information

Coach ..... Mitch Hannahs  
Conference ..... Missouri Valley  
Last Game vs. Vanderbilt ..... VU 6-0 (2/22/15)  
2017 Overall Record ..... 29-26  
2017 Conference Record ..... 12-9  
2017 Postseason ..... None

### Field Information

Name ..... Bob Warn Field  
Dimensions ..... LF- 340, CF- 402, RF- 340

### Media Relations

Contact ..... Tim McCaughan  
Phone ..... 812.237.4159  
E-mail ..... timothy.mccaughan@indstate.edu  
Web ..... GoSycamores.com

## Sam Houston State Bearkats

March 2 at Minute Maid Park (Houston, Texas)

### Team Information

Coach ..... Matt Deggs  
Conference ..... Southland  
Last Game vs. Vanderbilt ..... First Meeting  
2017 Overall Record ..... 44-23  
2017 Conference Record ..... 19-11  
2017 Postseason ..... Tallahassee Super Regional

### Field Information

Name ..... Don Sanders Stadium  
Dimensions ..... LF- 330, CF- 400, RF- 330

### Media Relations

Contact ..... Ben Rikard  
Phone ..... 936.294.1764  
E-mail ..... ben.rikard@shsu.edu  
Web ..... gobearkats.com

## Louisiana Ragin' Cajuns

March 3 at Minute Maid Park (Houston, Texas)

### Team Information

Coach ..... Tony Robichaux  
Conference ..... Sun Belt  
Last Game vs. Vanderbilt ..... First Meeting  
2017 Overall Record ..... 35-21-1  
2017 Conference Record ..... 19-10-1  
2017 Postseason ..... None

### Field Information

Name ..... M.L. "Tigue" Moore Field  
Dimensions ..... LF- 330, CF- 400, RF- 330

### Media Relations

Contact ..... Jeff Schneider  
Phone ..... 337.482.6332  
E-mail ..... schneider@louisiana.edu  
Web ..... ragincajuns.com

## Houston Cougars

March 4 at Minute Maid Park (Houston, Texas)

### Team Information

Coach ..... Todd Whitting  
Conference ..... American Athletic  
Last Game vs. Vanderbilt ..... UH 4-3 [10] (2/20/99)  
2017 Overall Record ..... 42-21  
2017 Conference Record ..... 15-9  
2017 Postseason ..... Houston Regional

### Field Information

Name ..... Darryl & Lori Schroeder Park  
Dimensions ..... LF- 330, CF- 390, RF- 330

### Media Relations

Contact ..... Allison McClain  
Phone ..... 936.635.1129  
E-mail ..... ammcclai@central.uh.edu  
Web ..... uhcougars.com

## Long Beach State 49ers

March 7 at Long Beach, Calif.

### Team Information

Coach ..... Troy Buckley  
Conference ..... Big West  
Last Game vs. Vanderbilt ..... LBSU 6-2 (2/16/14)  
2017 Overall Record ..... 42-20-1  
2017 Conference Record ..... 20-4  
2017 Postseason ..... Long Beach Super Regional

### Field Information

Name ..... Blair Field  
Dimensions ..... LF- 335, CF- 393, RF- 330

### Media Relations

Contact ..... Tyler Hendrickson  
Phone ..... 562.985.7797  
E-mail ..... Tyler.Hendrickson@csulb.edu  
Web ..... longbeachstate.com



# OPPONENT INFORMATION



## UCLA Bruins

March 9 at Westwood, Calif.

### Team Information

Coach ..... John Savage  
Conference ..... Pac-12  
Last Game vs. Vanderbilt..... VU 6-0 (3/6/15)  
2017 Overall Record ..... 30-27  
2017 Conference Record..... 19-11  
2017 Postseason ..... Long Beach Regional

### Field Information

Name ..... Jackie Robinson Stadium  
Dimensions..... LF- 330, CF- 395, RF- 330

### Media Relations

Contact ..... Dan Gliot  
Phone ..... 310.483.0257  
E-mail ..... dgliot@athletics.ucla.edu  
Web ..... uclabruins.com

## USC Trojans

March 10 at Los Angeles, Calif.

### Team Information

Coach ..... Dan Hubbs  
Conference ..... Pac-12  
Last Game vs. Vanderbilt... USC 6-5 (3/7/15)  
2017 Overall Record ..... 21-34  
2017 Conference Record..... 8-22  
2017 Postseason ..... None

### Field Information

Name ..... Dedeaux Field  
Dimensions..... LF- 335, CF- 395, RF- 335

### Media Relations

Contact ..... Jacob Breems  
Phone ..... 213.740.3809  
E-mail ..... breems@usc.edu  
Web ..... usctrojans.com

## TCU Horned Frogs

March 11 at Dodger Stadium (Los Angeles, Calif.)

### Team Information

Coach ..... Jim Schlossnagle  
Conference ..... Big 12  
Last Game vs. Vanderbilt... VU 7-1 (6/19/15)  
2017 Overall Record ..... 50-18  
2017 Conference Record..... 16-8  
2017 Postseason ..... College World Series

### Field Information

Name ..... Lupton Baseball Stadium  
Dimensions..... LF- 330, CF- 390, RF- 330

### Media Relations

Contact ..... Brandie Davidson  
Phone ..... 817.257.7479  
E-mail ..... b.i.davidson@tcu.edu  
Web ..... gofrogs.com

## Eastern Kentucky Colonels

March 14 at Hawkins Field

### Team Information

Coach ..... Edwin Thompson  
Conference ..... Ohio Valley  
Last Game vs. Vanderbilt..... ECU 4-1 (1992)  
2017 Overall Record ..... 24-32  
2017 Conference Record..... 10-20  
2017 Postseason ..... None

### Field Information

Name ..... Earle Combs Stadium  
Dimensions..... LF- 340, CF- 410, RF- 330

### Media Relations

Contact ..... Kevin Britton  
Phone ..... 859.622.2006  
E-mail ..... kevin.britton@eku.edu  
Web ..... EKUSports.com

## Mississippi State★

March 16-18 at Starkville, Miss.

### Team Information

Coach ..... Andy Cannizaro  
Conference ..... Southeastern  
Last Game vs. Vanderbilt.. VU 12-6 (3/20/16)  
2017 Overall Record ..... 40-27  
2017 Conference Record..... 17-13  
2017 Postseason ... Baton Rouge Super Regional

### Field Information

Name ..... Dudy Noble Field  
Dimensions..... LF- 330, CF- 390, RF- 326

### Media Relations

Contact ..... Andrew Piper  
Phone ..... 662.325.0972  
E-mail ..... APiper@athletics.msstate.edu  
Web ..... hailstate.com

## Belmont Bruins

March 20 at First Tennessee Park

### Team Information

Coach..... Dave Jarvis.  
Conference ..... Ohio Valley  
Last Game vs. Vanderbilt... VU 17-11 (3/22/17)  
2017 Overall Record ..... 31-29  
2017 Conference Record..... 17-13  
2017 Postseason ..... None

### Field Information

Name ..... E.S. Rose Park  
Dimensions..... LF- 330, CF- 400, RF- 339

### Media Relations

Contact ..... Hannah Jo Riley  
Phone ..... 615.460.5584  
E-mail ..... hannahj.riley@belmont.edu  
Web ..... belmontbruins.com

## LSU Tigers★

March 23-25 at Hawkins Field

### Team Information

Coach ..... Paul Mainieri  
Conference ..... Southeastern  
Last Game vs. Vanderbilt..... VU 9-7 (4/9/16)  
2017 Overall Record ..... 52-20  
2017 Conference Record..... 21-9  
2017 Postseason ..... College World Series

### Field Information

Name ..... Alex Box Stadium  
Dimensions..... LF-330, CF-405, RF-330

### Media Relations

Contact ..... Bill Franques  
Phone ..... 225.578.2527  
E-mail ..... wfranqu@lsu.edu  
Web ..... LSUsports.net

## Lipscomb Bisons

March 27 at First Tennessee Park

### Team Information

Coach ..... Jeff Forehand  
Conference ..... Atlantic Sun  
Last Game vs. Vanderbilt.. VU 10-0 (3/28/17)  
2017 Overall Record ..... 28-28  
2017 Conference Record..... 9-12  
2017 Postseason ..... None

### Field Information

Name ..... Stephen L. Marsh Stadium  
Dimensions..... LF- 330, CF- 405, RF- 330

### Media Relations

Contact ..... Kirk Downs  
Phone ..... 615.966.5457  
E-mail ..... kirk.downs@lipscomb.edu  
Web ..... lipscombsports.com

## Florida Gators★

March 30-April 1 at Gainesville, Fla.

### Team Information

Coach ..... Kevin O'Sullivan  
Conference ..... Southeastern  
Last Game vs. Vanderbilt.. UF 20-8 (4/15/17)  
2017 Overall Record ..... 52-19  
2017 Conference Record..... 21-9  
2017 Postseason ..... CWS Champions

### Field Information

Name ..... McKethan Stadium  
Dimensions..... LF-326, CF-400, RF-321

### Media Relations

Contact ..... Dan Apple  
Phone ..... 352.692.6008  
E-mail ..... DanielA@gators.ufl.edu  
Web ..... floridagators.com

★ SEC Opponent



# OPPONENT INFORMATION

## Middle Tennessee State Blue Raiders★

April 3 at Murfreesboro, Tenn./May 15 at Hawkins Field

### Team Information

Coach ..... Jim McGuire  
Conference ..... Conference USA  
Last Game vs. Vanderbilt... VU 17-7 (5/16/17)  
2017 Overall Record ..... 24-31  
2017 Conference Record ..... 10-20  
2017 Postseason ..... None

### Field Information

Name ..... Reese Smith Jr. Field  
Dimensions ..... LF- 330, CF- 390, RF- 330

### Media Relations

Contact ..... Dominic LoBianco  
Phone ..... 615.904.2378  
E-mail ..... LoBianco@goblueraiders.com  
Web ..... goblueraiders.com

## Georgia Bulldogs★

April 5-7 Hawkins Field

### Team Information

Coach ..... Scott Stricklin  
Conference ..... Southeastern  
Last Game vs. Vanderbilt... VU 10-5 (4/22/17)  
2017 Overall Record ..... 25-32  
2017 Conference Record ..... 11-19  
2017 Postseason ..... None

### Field Information

Name ..... Foley Field  
Dimensions ..... LF- 350, CF- 404, RF- 314

### Media Relations

Contact ..... Christopher Lakos  
Phone ..... 706.542.7994  
E-mail ..... clakos@sports.uga.edu  
Web ..... georgiadors.com

## Western Kentucky Hilltoppers

April 10 at Hawkins Field

### Team Information

Coach ..... John Pawlowski  
Conference ..... Conference USA  
Last Game vs. Vanderbilt... VU 8-1 (3/14/17)  
2017 Overall Record ..... 16-39  
2017 Conference Record ..... 6-24  
2017 Postseason ..... None

### Field Information

Name ..... Nick Denes Field  
Dimensions ..... LF- 330, CF- 400, RF- 330

### Media Relations

Contact ..... Bryan Fyalkowski  
Phone ..... 270.745.5388  
E-mail ..... bryan.fyalkowski@wku.edu  
Web ..... wkusports.com

## Ole Miss Rebels★

April 13-15 at Hawkins Field

### Team Information

Coach ..... Mike Bianco  
Conference ..... Southeastern  
Last Game vs. Vanderbilt... VU 10-8 (3/19/17)  
2017 Overall Record ..... 32-25  
2017 Conference Record ..... 14-16  
2017 Postseason ..... None

### Field Information

Name ..... Oxford-University Stadium  
Dimensions ..... LF- 330, CF- 390, RF- 330

### Media Relations

Contact ..... Brandon Lee  
Phone ..... 662.915.1083  
E-mail ..... bmllee@olemiss.edu  
Web ..... olemisssports.com

## Evansville Purple Aces

April 17 at Hawkins Field

### Team Information

Coach ..... Wes Carroll  
Conference ..... Missouri Valley  
Last Game vs. Vanderbilt... VU 7-4 (2/22/17)  
2017 Overall Record ..... 18-39  
2017 Conference Record ..... 8-12  
2017 Postseason ..... None

### Field Information

Name ..... Braum Stadium  
Dimensions ..... LF- 330, CF- 400, RF- 300

### Media Relations

Contact ..... Joe Downs  
Phone ..... 812.488.2394  
E-mail ..... jd305@evansville.edu  
Web ..... gopurpleaces.com

## Missouri Tigers★

April 19-21 at Columbia, Mo.

### Team Information

Coach ..... Steve Bieser  
Conference ..... Southeastern  
Last Game vs. Vanderbilt... VU 14-5 (5/7/17)  
2017 Overall Record ..... 36-23  
2017 Conference Record ..... 14-16  
2017 Postseason ..... None

### Field Information

Name ..... Taylor Stadiums at Simmons Field  
Dimensions ..... LF- 340, CF- 400, RF- 340

### Media Relations

Contact ..... Shawn Davis  
Phone ..... 573.882.0711  
E-mail ..... davisshaw@missouri.edu  
Web ..... mutigers.com

## South Carolina Gamecocks★

April 27-29 at Hawkins Field

### Team Information

Coach ..... Mark Kingston  
Conference ..... Southeastern  
Last Game vs. Vanderbilt... USC 7-4 [11] (5/23/17)  
2017 Overall Record ..... 35-25  
2017 Conference Record ..... 13-17  
2017 Postseason ..... None

### Field Information

Name ..... Founders Park  
Dimensions ..... LF- 325, CF- 390, RF- 325

### Media Relations

Contact ..... Kent Reichert  
Phone ..... 803.777.5257  
E-mail ..... kent2@mailbox.sc.edu  
Web ..... gamecocksonline.com

## Louisville Cardinals

May 1 at Hawkins Field - Battle of the Barrel

### Team Information

Coach ..... Dan McDonnell  
Conference ..... Atlantic Coast  
Last Game vs. Vanderbilt... UL 6-2 (5/9/17)  
2017 Overall Record ..... 53-12  
2017 Conference Record ..... 23-6  
2017 Postseason ..... College World Series

### Field Information

Name ..... Jim Patterson Stadium  
Dimensions ..... LF- 330, CF- 402, RF- 330

### Media Relations

Contact ..... Garrett Wall  
Phone ..... 502.852.3088  
E-mail ..... g.wall@louisville.edu  
Web ..... gocards.com

## Auburn Tigers★

May 4-6 at Auburn, Ala.

### Team Information

Coach ..... Butch Thompson  
Conference ..... Southeastern  
Last Game vs. Vanderbilt... VU 4-3 (5/21/16)  
2017 Overall Record ..... 37-26  
2017 Conference Record ..... 16-14  
2017 Postseason ..... Tallahassee Regional

### Field Information

Name ..... Plainsman Park  
Dimensions ..... LF- 315, CF- 385, RF- 331

### Media Relations

Contact ..... George Nunnelley  
Phone ..... 334.844.9656  
E-mail ..... gnunnelley@auburn.edu  
Web ..... auburntigers.com

★ SEC Opponent

# OPPONENT INFORMATION



## Tennessee Tech Golden Eagles

May 8 at Hawkins Field

### Team Information

Coach ..... Matt Bragga  
Conference ..... Ohio Valley  
Last Game vs. Vanderbilt ... TTU 5-2 (4/11/17)  
2017 Overall Record ..... 41-21  
2017 Conference Record ..... 23-7  
2017 Postseason ..... Tallahassee Regional

### Field Information

Name ..... Bush Stadium  
Dimensions ..... LF- 329, CF- 405, RF- 330

### Media Relations

Contact ..... Mike Lehman  
Phone ..... 931.372.3088  
E-mail ..... mlehman@tnitech.edu  
Web ..... ttusports.com

## Tennessee Volunteers★

May 11-13 at Knoxville, Tenn.

### Team Information

Coach ..... Tony Vitello  
Conference ..... Southeastern  
Last Game vs. Vanderbilt .... UT 9-3 (4/29/17)  
2017 Overall Record ..... 27-25  
2017 Conference Record ..... 7-21  
2017 Postseason ..... None

### Field Information

Name ..... Lindsey Nelson Stadium  
Dimensions ..... LF- 320, CF-390, RF- 320

### Media Relations

Contact ..... Sean Barows  
Phone ..... 865.974.7478  
E-mail ..... sbarows@utk.edu  
Web ..... utsports.com

## Kentucky Wildcats★

May 17-19 at Hawkins Field

### Team Information

Coach ..... Nick Mingione  
Conference ..... Southeastern  
Last Game vs. Vanderbilt ..... VU 6-4 (4/2/17)  
2017 Overall Record ..... 43-23  
2017 Conference Record ..... 19-11  
2017 Postseason .. Louisville Super Regional

### Field Information

Name ..... Cliff Hagan Stadium  
Dimensions ..... LF-340 CF-390 RF-310

### Media Relations

Contact ..... Matt May  
Phone ..... 859.257.8504  
E-mail ..... matt.may@uky.edu  
Web ..... ukathletics.com

## Southeastern Conference

May 22-27 at Birmingham, Ala.

### League Information

Commissioner ..... Greg Sankey

### SEC Tournament Field Information

Name ..... Hoover Metropolitan Stadium  
Dimensions ..... LF-335, CF-403, RF-335

### Media Relations

Contact ..... Ben Beaty  
Phone ..... 205.458.3000x3031  
E-mail ..... bbeaty@sec.org  
Web ..... secsports.com  
★ SEC Opponent





# NASHVILLE INFORMATION



**Traveling North** Take 65 North to I440 West to Exit #1 I70 East. Take a right on 25th Avenue South. Hawkins Field is two blocks on the right.

**Traveling South** Take I65 South to I40 East. Exit 209B (Broadway-West End). Turn right on Broadway. When Broadway splits, stay right to enter West End Avenue. The University will be on the left. Take a left on 25th Avenue South and Hawkins Field is two blocks on the right.

## **Traveling West (From Airport)**

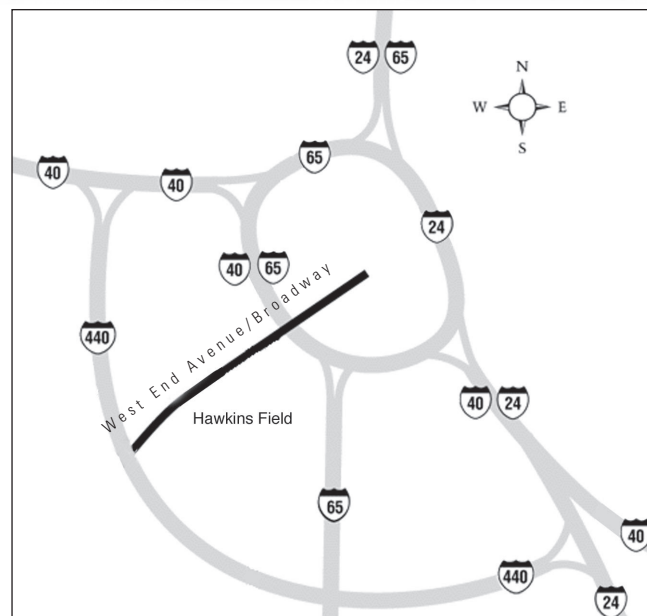
Take I40 West to Exit 209A (Broadway-West End). Turn left on Broadway. When Broadway splits, stay right to enter West End Avenue. The University will be on the left. Take a left on 25th Avenue South and Hawkins Field is two blocks on the right.

## **Traveling East**

Take I40 East to Exit 209B (Broadway-West End). Turn right on Broadway. When Broadway splits, stay right to enter West End Avenue. The University will be on the left. Take a left on 25th Avenue South and Hawkins Field is two blocks on the right.

## **From Chattanooga**

Take I24 West until it merges with I40 West. Stay on I40 West to Exit 209A (Broadway-West End). Turn left on Broadway. When Broadway splits, stay right to enter West End Avenue. The University will be on the left. Take a left on 25th Avenue South and Hawkins Field is two blocks on the right.



## Travel/Hotel/Local Restaurants

### **AIRLINES**

American	800-433-7300
Continental	800-523-FARE
Corporate	888-555-6565
Northwest	800-225-2525
Southwest	800-435-9792
Trans World	800-221-2000
United	800-241-6522
US Airways	900-256-8267

### **AUTO RENTALS (615)**

Avis (Airport)	361-1212
Budget (Airport)	366-0822
Enterprise (Airport)	275-0011
National (Airport)	340-6547
Thrifty (Airport)	361-6050

### **BUS LINES (615)**

Gray Line Tours	275-1180
-----------------	----------

### **TAXICABS (615)**

Allied Cab.	244-7433
American Rivergate	865-4100
Music City Taxi	262-0451
Yellow Cab	256-0101

### **HOTELS (615)**

Courtyard by Marriott	327-9900
1901 West End Avenue	
Hampton Inn & Suites	320-6060
2330 Elliston Place	
Hampton Inn.	329-1144
1919 West End Avenue	
Holiday Inn Select	327-4707
2613 West End Avenue	
Nashville Marriott	321-1300
2555 West End Avenue	
Loews Vanderbilt Plaza	320-1700
2100 West End Avenue	

### **LOCAL RESTAURANTS (615)**

Blackstone's	327-9969
Brewery/Pub Fare	
1918 West End Avenue	
Chick-fil-a	352-1222
Chicken	
6500 Charlotte Pike	

Chili's	327-1588
American Grill	
2322 West End Avenue	
Chipotle	320-1693
Tex Mex	
2825 West End Avenue	
Pancake Pantry.	383-9333
American	
1796 21st Avenue South	
Rotiers	327-9892
American	
2413 Elliston Place	
Ted's Montana Grille	329-3415
Classic American	
2817 West End Avenue	

# VANDERBILT

The  
Princeton  
Review®

## BY THE NUMBERS

**#15 NATIONAL UNIVERSITY**

**#1 HAPPIEST STUDENTS**

**#2 BEST QUALITY OF LIFE**

**#5 BEAUTIFUL CAMPUS**

**#6 COLLEGE CITY STUDENTS LOVE**

**#6 CAMPUS/CITY RELATIONS**





**PATRICK RABY**  
PRESEASON ALL-AMERICAN

**JULIAN INFANTE**  
PRESEASON ALL-AMERICAN

*VandyBoys*



# **11 FORMER #VANDYBOYS MADE "THE SHOW" IN 2017**



*PEDRO ALVAREZ  
WALKER BUEHLER  
CURT CASALI  
RYAN FLAHERTY  
CARSON FULMER  
SONNY GRAY*

*TONY KEMP  
MIKE MINOR  
DAVID PRICE  
DANSBY SWANSON  
DREW VERHAGEN*





## 2018 VANDERBILT COMMODORES BASEBALL

### FEBRUARY

SUNDAY	MONDAY	TUESDAY	WEDNESDAY	THURSDAY	FRIDAY	SATURDAY
				1	2	3
4	5	6	7	8	9	10
11	12	13	14	15	DUKE <sup>16</sup>	DUKE <sup>17</sup>
DUKE <sup>18</sup>	19	PC <sup>20</sup>	PC <sup>21</sup>	22	UML <sup>23</sup>	UML <sup>24</sup>
UML <sup>25</sup>	26	APSU <sup>27</sup>	ISU <sup>28</sup>			

### MARCH

SUNDAY	MONDAY	TUESDAY	WEDNESDAY	THURSDAY	FRIDAY	SATURDAY
				1	SHS <sup>#</sup> 2	ULL <sup>#</sup> 3
UH <sup>#</sup> 4	5	6	AT LBSU <sup>7</sup>	8	AT UCLA <sup>9</sup>	AT USC <sup>10</sup>
TCU <sup>^</sup> 11	12	13	EKU <sup>14</sup>	15	AT MSU <sup>16</sup>	AT MSU <sup>17</sup>
AT MSU <sup>18</sup>	19	BU <sup>+</sup> 20	21	22	LSU <sup>+</sup> 23	LSU <sup>+</sup> 24
LSU <sup>+</sup> 25	26	LU <sup>+</sup> 27	28	29	AT UF <sup>+</sup> 30	AT UF <sup>+</sup> 31

### APRIL

SUNDAY	MONDAY	TUESDAY	WEDNESDAY	THURSDAY	FRIDAY	SATURDAY
AT UF <sup>+</sup> 1	2	AT MTSU <sup>3</sup>	4	UGA <sup>+</sup> 5	UGA <sup>+</sup> 6	UGA <sup>+</sup> 7
8	9	WKU <sup>10</sup>	11	12	MISS <sup>+</sup> 13	MISS <sup>+</sup> 14
MISS <sup>+</sup> 15	16	UE <sup>17</sup>	18	AT MIZ <sup>+</sup> 19	AT MIZ <sup>+</sup> 20	AT MIZ <sup>+</sup> 21
22	23	24	25	26	S.CAR <sup>+</sup> 27	S.CAR <sup>+</sup> 28
S.CAR <sup>+</sup> 29	30					

### MAY

SUNDAY	MONDAY	TUESDAY	WEDNESDAY	THURSDAY	FRIDAY	SATURDAY
		LOU <sup>1</sup>	2	3	AT AUB <sup>+</sup> 4	AT AUB <sup>+</sup> 5
AT AUB <sup>+</sup> 6	7	TTU <sup>8</sup>	9	10	AT UT <sup>+</sup> 11	AT UT <sup>+</sup> 12
AT UT <sup>+</sup> 13	14	MTSU <sup>15</sup>	16	UK <sup>+</sup> 17	UK <sup>+</sup> 18	UK <sup>+</sup> 19
20	21	22	23	24	25	26
27	28	29	30	31		

# AT MINUTE MAID PARK (HOUSTON, TEXAS)

^ AT DODGER STADIUM (LOS ANGELES, CALIF.)

+ AT FIRST TENNESSEE PARK (NASHVILLE, TENN.)

\* CONFERENCE GAME

HOME GAME

AWAY GAME

NEUTRAL SITE GAME

PC - PRESBYTERIAN

UML - UMASS-LOWELL

APSU - AUSTIN PEAY

ISU - INDIANA STATE

SHS - SAM HOUSTON STATE

ULL - UL-LAFAYETTE

UH - HOUSTON

LBSU - LONG BEACH STATE

EKU - EASTERN KENTUCKY

MSU - MISSISSIPPI STATE

BU - BELMONT

LU - LIPSCOMB

UF - FLORIDA

MTSU - MIDDLE TENNESSEE STATE

UGA - GEORGIA

WKU - WESTERN KENTUCKY

MISS - MISSISSIPPI

UE - EVANSVILLE

MIZ - MISSOURI

S.CAR - SOUTH CAROLINA

LOU - LOUISVILLE

AUB - AUBURN

TTU - TENNESSEE TECH

UT - TENNESSEE

UK - KENTUCKY

**Nashville's**  
**WNSR**  
**SportsRadio™**  
**560 AM / 95.9 FM**

# VandyBoys™