

@VANDYBOYS



VANDERBILT / **BASEBALL** **19**

VANDERBILT BASEBALL HAS DOMINATED THE SEC SINCE 2006

575

OVERALL WINS
SECOND IN THE NATION

231

SEC WINS
SECOND IN THE SEC

52

NCAA POSTSEASON WINS
SECOND IN THE SEC

51

SEC TOURNAMENT GAMES
LEADS THE SEC

13

NCAA REGIONALS
LEADS THE SEC

7

NCAA SUPER REGIONALS

3

COLLEGE WORLD SERIES APPEARANCES

1

NATIONAL CHAMPIONSHIP

VandyBoys

DORE DOMINATION

442

Wins in the last decade

22

First-round draft picks
(Most in the SEC)

26-3

2013 record set
a SEC mark

3 straight seasons of

50

or more wins ('13,'14,'15)


Five seasons with at least

40

or more wins (since 2010)

THE CENTURY MARK

108 draft picks since '03
Most in the SEC



"Vanderbilt changed my life because I was able to grow mentally ... The reason I was able to develop so much confidence on the baseball field was because of the confidence I gained by being here in the class room."

David Price
Cy Young Winner



David Price
1st Overall Pick ('07)
Golden Spikes Winner ('07)
Cy Young Winner ('12)

Dansby Swanson
1st Overall Pick ('15)
National Player of the Year ('15)

One of two programs to have two
#1 overall draft picks



2014 national champions



In the Corbin Era



22 MLB players since 2003
(Most in the SEC)

No. 2



Program in the country (2017)

VandyBoys™



POWERED BY



REP YOUR COLORS

OUTFIT YOUR ATTITUDE AT
DEMARINICUSTOMBATS.COM

DEMARINI



CUSTOMS

2019 VANDERBILT BASEBALL



Introduction

4	Media Information
5	Media Outlets Broadcast Information
6	Quick Facts, Road Headquarters
7	Roster
8	Hawkins Field
9	Hawkins Field Records
10	Season Preview
13	Preseason Depth Chart, Roster Breakdown

Coaching Staff

14	Tim Corbin, Head Coach
20	Scott Brown, Associate Head Coach
21	Mike Baxter, Assistant Coach
22	David Macias, Volunteer Assistant Coach
23	Chris Ham, Director of Sport Performance
23	Tracy Campbell, Athletic Trainer
23	Brandon Barak, Director of Player Development
23	Brooks Webb, Director of Baseball Operations
23	Kevin Collins, Equipment Manager
23	Josh Ruchotzke, Video Coordinator

2019 Commodores

25	JJ Bleday
26	Tyler Brown
27	Philip Clarke
28	Cooper Davis
29	Pat DeMarco
30	Ty Duvall
31	Jake Eder
32	Donny Everett
33	Drake Fellows
34	Kiambu Fentress
35	Hugh Fisher
36	AJ Franklin
37	Jackson Gillis
38	Joe Gobillot
39	Jayson Gonzalez
40	Walker Grisanti
41	Mason Hickman
42	Julian Infante
43	Erik Kaiser
44	Zach King
45	Austin Martin
46	Ethan Paul
47	Patrick Raby
48	Harrison Ray
49	Michael Sandborn
50	Stephen Scott
51	Justin Willis
52	Austin Becker, Sterling Hayes, Matt Hogan, Chance Huff
53	Dominic Keegan, Tate Kolwyck, John Malcom, Justyn-Henry Malloy
54	Cam McMillan, Luke Murphy, Kumar Rocker, Ethan Smith
55	Makenzie Stills, Isaiah Thomas
56	Career Statistics
58	USA Baseball
60	National Honors
62	Southeastern Conference Honors
64	Academic Honors

Commodore Staff

65	Support Staff
66	Chancellor Nicholas S. Zeppos
66	Director of Athletics Malcolm Turner
67	Phillip Brown, Associate Director of Athletics
67	Kevin Colon, Associate Director of Athletics

2018 Season In Review

68	Season Review
72	Overall Statistics
73	SEC Statistics
74	Miscellaneous Statistics
76	Season Results
77	SEC Recap

History and Records

78	Commodore Letterwinners
80	Commodore Coaching Records
82	vs. The Nation
84	Season-by-Season Results
104	All-Time Individual Records
105	All-Time Team Records
106	Single-Season Records
107	Career Records
108	Season-by-Season Statistical Leaders
110	Season-by-Season Team Statistics
112	SEC Tournament History
113	NCAA Tournament History
114	NCAA Regional History
115	NCAA Super Regional History
116	College World Series History
117	2014 National Championship
118	Commodores in the Majors
121	Commodores in the Minors
122	First-Round Commodores
123	All-Time Draftees

Miscellaneous Information

124	SEC Composite Schedule
126	Opponents
130	Nashville



Credits

This is a production of the Vanderbilt athletic communications office.

Editor & Design by Andrew Pate

Photography: John Russell, Steve Green, Daniel Dubois, Jimmy Jones, Joe Howell, Paul Levy, Chuck Dunlap, Carol Hamlett, Christina Kuhns, Alyson Boyer Rode, Will Bentzel, Karl Moore, John Peterson, Getty Images and many unidentified photographers.

Special thanks to Shaun Senn for graphic design and cover art.

Printed by Vanderbilt University Printing Services

Please send corrections for this fact book to Andrew Pate (andrew.pate@vanderbilt.edu).



MEDIA INFORMATION

The Vanderbilt athletic communications office welcomes your interest in the Vanderbilt baseball program. We will make every effort to meet your needs throughout the season.

Athletic Communications

Vanderbilt assistant director of communications Andrew Pate is the media contact for baseball. He can be contacted in the office 615.343.6811 or via e-mail at andrew.pate@vanderbilt.edu. The Vanderbilt athletic communications office is located directly across the street from Hawkins Field on the second floor of the McGugin Center in room 225.

Credentials

Requests for press and photo credentials must be made via email or mail at least one week prior to the desired game or series. Requests must be directed to Andrew Pate. All credentials will be available at media will call located at the front entrance of Hawkins Field.

Interview Policy

All Vanderbilt coaches and student-athletes will be available throughout the season for interviews with members of the media prior to practice. All requests for interviews must be made through Andrew Pate. Postgame interviews with head coach Tim Corbin and requested student-athletes may be conducted after a mandatory 10-minute cooling off period on the field in front of the Vanderbilt dugout.

Practice Policy

Vanderbilt baseball practices are open to the media and the public. Practice starts at approximately 3 p.m. CT Tuesday - Friday (Monday is an off day). Media members are encouraged to arrive at Hawkins Field by 2 p.m. to conduct interviews prior to practice. Members of the media must notify Andrew Pate in advance with their interview request(s).

VUCommodores.com

Commodore press releases, game notes, coach and student-athlete bios, updated statistics, game photos and more are available at the official web site of Vanderbilt Athletics -- vucommodores.com. For additional info and in-game updates follow the team on Twitter (@vandyboys).

Digital Platform

The digital image platform allows media to access image files from the SEC and its 14 member institutions. Media can view or download images of coaches, student-athletes, athletic administrators, logos and more by visiting secsportsmedia.com.

Phone Lines

A limited number of phone lines are available in the press box at no charge. However, media wishing to order their own phone line in advance can do so by contacting Andrew Pate at (615) 343-6811/andrew.pate@vanderbilt.edu.

Wireless Internet

Vanderbilt provides wireless internet in the Hawkins Field pressbox.

Parking

Media parking is available in the McGugin Center lot. Entry is off Jess Neely Drive between Natchez Trace and 25th Avenue. Additional parking is available at the parking garage located at the intersection of Jess Neely Drive and 25th Avenue (diagonal from Hawkins Field right field). Parking requests must be arranged through Vanderbilt athletic communications. There is no parking allowed in the concourse area and Hawkins Field front gates.

Photo Galleries

Vanderbilt photographers provide a photo gallery of selected games and events on the Vanderbilt baseball website. Each gallery can be viewed at:

VUCommodores.com


Athletic Communications Staff



Andrew Pate
Assistant Director
(Baseball)




Andy Boggs
Assistant Director
(Basketball (M), Golf (M))



Carl Danoff
Director of Creative
Media



Zac Ellis
Staff Writer,
Digital Media Editor



Alan George
Associate AD
Communications



Catherine Hilley
Assistant Director
(Social Media)



Larry Leathers
Senior Assistant AD
(Football, Golf (W))



Morgan Romans
Assistant Director
(Basketball (W), T&F, XC)



Shaun Senn
Graphic Designer



Laken Walker
Communications Assistant
(Swimming, Tennis)



Cooper Westland
Communications Assistant
(Soccer, Lacrosse)

CONTACT INFORMATION

Andrew Pate 615.343.6811 (W) andrew.pate@vanderbilt.edu
Andy Boggs 615.343.1847 (W) andy.boggs@vanderbilt.edu
Carl Danoff 615.343.3312 (W) c.danoff@vanderbilt.edu
Zac Ellis 615.322.1012 (W) zac.ellis@vanderbilt.edu
Alan George 615.343.0020 (W) alan.george@vanderbilt.edu
Catherine Hilley 615.322.4121 (W) catherine.hilley@vanderbilt.edu
Larry Leathers 615.343.6437 (W) larry.leathers@vanderbilt.edu
Morgan Romans 615.322.8797 (W) morgan.romans@vanderbilt.edu
Laken Walker 336.501.2966 (W) laken.walker@vanderbilt.edu
Cooper Westland 574.340.3977 (W) cooper.westland@vanderbilt.edu

MEDIA INFORMATION



Vanderbilt Media Outlets

Wire Services

Associated Press

Teresa Walker
215 Centerville Dr., Brentwood, TN 37027
Phone: 615-373-9988/Fax: 376-0947

Newspapers

The Tennessean

Adam Sparks - Beat Writer
Joe Rexrode - Columnist
Dave Ammenheuser - Sports Editor
1100 Broadway, Nashville, TN 37202
Phone: 615-259-8010/Fax: 259-8826

Vanderbilt Hustler

Box 1504, Station B, Nashville, TN 37221
Phone: 615-322-2424/Fax: 322-3762

Websites

VandySports.com

Chris Lee
E-mail: chrislee70@gmail.com

247Sports.com

Chad Bishop
E-mail: chadbishopscribe@gmail.com

Television Stations

WKRN-TV - ABC - Channel 2

Cory Curtis, Kayla Anderson, Emily Proud
441 Murfreesboro Rd., Nashville, TN 37210
Phone: 615-369-7240/Fax: 248-7239

WSMV-TV - NBC - Channel 4

Chris Harris, Joe Dubin, Justin Beasley
5700 Knob Rd., Nashville, TN 37209
Phone: 615-353-2231/Fax: 353-2343

WTVF-TV - CBS - Channel 5

Brian McKeegan, Steve Layman, Jon Burton
474 J. Robertson Pkwy., Nashville, TN 37219
Phone: 615-248-5285/Fax: 244-9883

WZTV-TV - FOX - Channel 17

Dave Foster, Tatum Everett
631 Mainstream Dr., Nashville, TN 37228
Phone: 615-369-5561/Fax: 369-3299

Radio Stations

Vanderbilt IMG Network

Jeff Miller
Joe Fisher (Play-by-Play)
Box 120158, Nashville, TN 37212
Phone: 615-322-4727

WGFX - 104.5 FM - The Zone

Blaine Bishop, Kevin Ingram, Mark Howard,
Jonathan Hutton, Chad Winthrow, Paul
Kuharsky, Dawn Davenport, Brent Dougherty,
Mickey Ryan, Jason Martin
506 2nd Ave. South, Nashville, TN 37015
Phone: 615-244-9533/Fax: 615-259-1271

WNSR - 560 AM - BASEBALL FLAGSHIP

Johnny Franks, Greg Pogue, Joe Dubin
435 37th Ave. North, Nashville, TN 37209
Phone: 615-844-1039/Fax: 777-2284

WPRT - 102.5 FM - The Game

WQZQ - 94.9 FM - The Game 2

Nick Kayal, Braden Gall, Derrick Mason, Willy
Daunic, Darren McFarland, Jared Stillman,
Floyd Reese
1824 Murfreesboro Rd., Nashville, TN 37203
Phone: 615-664-2400/Fax: 664-2457

Radio/TV Broadcasts

WNSR 560 AM/95.9 FM - Baseball Flagship

WNSR is the flagship station for Vanderbilt baseball. WNSR will once again broadcast all SEC series and the postseason. "Voice of the Commodores" Joe Fisher will call the action upon completion of the men's basketball campaign. Max Herz will handle the early-season slate as well as the midweek contests.



Joe Fisher



Max Herz

Nashville's
WNSR
SportsRadio
560 AM / 95.9 FM

Internet Streaming

Listen to all 56 games of the regular season slate and all of the postseason action on the internet through the Vanderbilt app and VUCommodores.com for free.

Commodores on SEC Network+

Vanderbilt's home baseball games and road SEC games can be viewed online via SEC Network+. Kevin Ingram (play-by-play) and former Commodore Andrew Harris will call the action.

Commodores on Television

The Commodores are scheduled for 11 games on the ESPN family of networks and the SEC Network this season, on top of the season opener airing on MLB Network. The Commodores appear on television at Hawkins Field seven times and away from Hawkins Field five times.

Feb. 15	vs. Virginia	6 p.m.	MLBN
Mar. 21	Florida	6 p.m.	SECN
Mar. 30	Tennessee	8 p.m.	SECN
Mar. 31	Tennessee	2 p.m.	SECN
Apr. 7	at Georgia	11 a.m.	SECN
Apr. 12	Arkansas	7 p.m.	SECN
Apr. 13	Arkansas	8 p.m.	ESPNU
Apr. 20	at Alabama	8 p.m.	SECN
Apr. 25	Auburn	6:30 p.m.	ESPNU
Apr. 26	Auburn	7 p.m.	SECN
May 4	at South Carolina	7 p.m.	ESPNU
May 7	at Louisville	6 p.m.	ESPNU

Commodores on the Web

Check out the official Twitter feed of the Vanderbilt baseball team (@VandyBoys) for all the latest news, notes and in-game updates.



QUICK FACTS

Information

Location Nashville, Tenn.
 Enrollment 6,871
 Nickname Commodores
 Stadium (Capacity) Charles Hawkins Field (3,626)
 Dimensions LF-310; CF-400; RF-330; Alleys-375
 Founded 1873
 Colors Black and Gold
 Conference Southeastern (SEC)
 Chancellor Nicholas S. Zeppos
 Director of Athletics Malcolm Turner
 Faculty Representative Susan Wente
 Associate Director of Athletics Phillip Brown
 Department Phone 615.322.4121
 Ticket Office Phone 615.322.4653

Media

Mailing Address PO Box 120158 Nashville, Tenn. 37212
 Overnight Address 2601 Jess Neely Drive Nashville, Tenn. 37212
 Baseball Contact Andrew Pate (Houston, '13)
 Office 615.343.6811
 Cell 713.387.9119
 E-mail andrew.pate@vanderbilt.edu
 Website VUCommodores.com
 Twitter @VandyBoys
 Pressbox 615.320.0436

Coaching Staff

Head Coach Tim Corbin (Ohio Wesleyan, '84)
 Overall Record 787-480-1 (.621 - 21 seasons)
 Record at Vanderbilt 681-342-1 (.665 - 16 seasons)
 NCAA Appearances 14 (2004, 2006-18)
 CWS Appearances 3 (2011, 2014-15)
 National Championships 1 (2014)
 Associate Head Coach Scott Brown (SUNY-Cortland, '99)
 Assistant Coach Mike Baxter (Vanderbilt, '05)
 Volunteer Asst. Coach David Macias (Vanderbilt, '08)
 Baseball Operations Brooks Webb (Birmingham Southern, '11)
 Trainer Tracy Campbell (James Madison, '08)
 Strength Coach Chris Ham (Illinois, '05)
 Player Development Brandon Barak (Illinois, '12)
 Administrative Assistant Casey Stangel (Washington, '17)
 Equipment Manager Kevin Collins (Purdue, '15)
 Video Coordinator Josh Ruchotzke (Vanderbilt, '17)
 Managers Jack Goodrum, Chase Casali, Jackson Kelley, Ethan Stern

History

All-Time Record 2297-1754-33 (120 seasons)
 All-Time Conference Record 668-914-10 (71 seasons)
 Conference Titles (6) 1973, 1974, 1980, 2007, 2011, 2013
 Conference Tournament Titles (4) 1973, 1974, 1980, 2007
 NCAA Tournament Appearances (17) 1973-74, 1980, 2004, 2006-18
 NCAA Tournament Record 58-38
 NCAA Tournament Super Regionals (8) 2004, 10-11, 13-15, 17-18
 College World Series Appearances (3) 2011, 2014-15
 National Championships (1) 2014

Team

2018 Overall Record 37-25
 Home: 23-11 Away: 9-11 Neutral: 3-5
 Southeastern Conference Record 16-14
 Home: 10-5 Away: 6-9
 Conference Finish 4th East · 7th Overall
 Postseason Play NCAA Nashville Super Regional
 Final Ranking 16 (CB) 16 (USA) 16 (NCBWA) 17 (BA) 18 (D1) 24 (PG)
 Lettermen Returning/Lost 25 · 9
 Position Starters Returning/Lost 8 · 1
 Pitchers Returning/Lost 12 · 5
 Newcomers 14

Road Headquarters

Feb. 15-17 · MLB4 Tournament

TALKING STICK CASINO RESORT
 9800 Talking Stick Way
 Scottsdale, Ariz. 85256
 Phone: 480.850.7777

May 3-5 · South Carolina

HILTON COLUMBIA CENTER
 924 Senate St.
 Columbia, S.C. 29201
 Phone: 803.744.7800

March 15-17 · Texas A&M

HILTON COLLEGE STATION
 801 University Dr. E.
 College Station, Texas 77840
 Phone: 979.693.7500

May 16-18 · Kentucky

EMBASSY SUITES BY HILTON
 245 Lexington Green Cir.
 Lexington, Ky. 40503
 Phone: 859.271.4000

April 5-7 · Georgia

SPRINGHILL SUITES ATHENS
 3500 Daniells Bridge Rd
 Athens, Ga. 30606
 Phone: 706.353.8484

April 19-21 Alabama

EMBASSY SUITES BY HILTON
 2410 University Blvd
 Tuscaloosa, Ala. 35401
 Phone: 205.561.2500

Travel arrangements are subject to change

2019 ROSTER



No.	Name	Pos.	B/T	HT	WT	CL/EXP.	Hometown/High School
2	Harrison Ray	IF	R/R	5-11	200	Jr./2L	Longwood, Fla./Lake Brantley
3	Cooper Davis	OF	L/R	5-10	175	So./1L	Mississauga, Ontario/St. Aloysius Gonzaga
5	Philip Clarke	C	L/R	5-11	190	So./1L	Franklin, Tenn./Chris Presbyterian Academy
6	Tate Kolwyck	IF	R/R	5-11	185	Fr./HS	Memphis, Tenn./Arlington
8	Isaiah Thomas	OF	R/R	6-2	190	Fr./HS	Palm Beach Gardens, Fla./The Benjamin School
9	Makenzie Stills	RHP	R/R	5-8	190	Fr./HS	Fayetteville, Ga./Fayette County
10	Ethan Paul	IF	L/R	5-10	180	Sr./3L	Bellevue, Wash./International School
11	Matt Hogan	OF	L/R	6-0	190	Fr./HS	Melville, N.Y./Half Hollow Hills East
12	Dominic Keegan	UTL	R/R	6-0	210	Fr./HS	Methuen, Mass./Central Catholic
13	Kiambu Fentress	OF	R/R	6-0	175	R-Jr./2L	Nashville, Tenn./Ensworth
16	Austin Martin	UTL	R/R	6-0	175	So./1L	Jacksonville, Fla./Trinity Christian Academy
17	Walker Grisanti	OF	L/R	5-11	195	Sr./3L	Collierville, Tenn./Christian Brothers
18	Pat DeMarco	OF	R/R	5-9	192	So./1L	Staten Island, N.Y./Winder-Barrow
19	Stephen Scott	UTL	L/R	5-11	200	Sr./3L	Cary, N.C./Cardinal Gibbons
20	Ty Duvall	C	L/R	5-10	185	Jr./2L	Lebanon, Ohio/Lebanon
21	Tyler Brown	RHP	R/R	6-4	233	So./1L	Ashland, Ohio/Olentangy Orange
22	Julian Infante	IF	R/R	6-3	210	Sr./3L	Miami, Fla./Westminster Christian
25	Michael Sandborn	LHP	L/L	6-0	200	R-So./2L	Miami, Fla./Jesuit
27	Ethan Smith	RHP	R/R	6-1	200	Fr./HS	Mt. Juliet, Tenn./Mt. Juliet
28	Cam McMillan	IF	R/R	6-5	200	Fr./HS	Kansas City, Mo./St. Thomas Aquinas
29	Patrick Raby	RHP	R/R	6-3	230	Sr./3L	Knoxville, Tenn./Farragut
30	Sterling Hayes	IF	R/R	6-1	190	Fr./HS	San Diego, Calif./Francis Parker
31	Justin Willis	RHP	R/R	5-11	185	So./1L	West New York, N.J./Memorial
32	Hugh Fisher	LHP	R/L	6-5	187	So./1L	Eads, Tenn./Briarcrest Christian
33	Erik Kaiser	RHP	R/R	6-4	215	So./1L	Waterloo, Ill./Waterloo
34	Zach King	LHP	L/L	6-6	212	Jr./2L	Spring Hill, Tenn./Spring Hill
35	Jackson Gillis	LHP	R/L	6-3	235	Jr./2L	Wilmington, Mass./Wilmington
36	John Malcom	UTL	L/L	6-3	220	Fr./HS	West Bloomfield, Mich./Detroit Country Day
39	Jake Eder	LHP	L/L	6-4	220	So./1L	Ocean Ridge, Fla./Calvary Christian Academy
42	Justyn-Henry Malloy	UTL	R/R	6-2	210	Fr./HS	Bergenfield, N.J./St. Joseph Regional
43	Austin Becker	RHP	R/R	6-5	190	Fr./HS	Columbus, Ohio/Big Walnut
44	Mason Hickman	RHP	R/R	6-6	230	So./1L	Hendersonville, Tenn./Pope John Paul II
45	Chance Huff	RHP	R/R	6-4	210	Fr./HS	Niceville, Fla./Niceville
49	AJ Franklin	LHP	L/L	6-1	180	R-Jr./2L	Lebanon, Tenn./Wilson Central
50	Luke Murphy	RHP	R/R	6-5	175	Fr./HS	Cross Plains, Tenn./East Robertson
51	JJ Bleday	OF	L/L	6-3	205	Jr./2L	Panama City Beach, Fla./A. Crawford Mosley
55	Joe Gobillot	LHP	L/L	6-6	228	R-Fr./HS	Houston, Texas/St. John's
66	Drake Fellows	RHP	L/R	6-5	216	Jr./2L	Plainfield, Ill./Joliet Catholic Academy
80	Kumar Rocker	RHP	R/R	6-4	255	Fr./HS	Athens, Ga./North Oconee
99	Jayson Gonzalez	IF	R/R	6-2	207	So./1L	Covina, Calif./Bishop Amat

Head Coach: 4 Tim Corbin (Ohio Wesleyan, '84) - 17th season at Vanderbilt

Associate Head Coach: 26 Scott Brown (SUNY-Cortland, '99)

Assistant Coach: 24 Mike Baxter (Vanderbilt, '05)

Volunteer Coach: 1 David Macias (Vanderbilt, '08)

Athletic Trainer: Tracy Campbell (James Madison, '08)

Strength and Conditioning Coach: Chris Ham (Illinois, '05)

Director of Baseball Operations: Brooks Webb (Birmingham Southern, '11)

Director of Player Development: Brandon Barak (Illinois, '12)

Video Coordinator: Josh Ruchotzke (Vanderbilt, '17)

Equipment Manager: Kevin Collins (Purdue, '15)

Administrative Assistant: Casey Stangel (Washington, '17)

Student Managers: Jack Goodrum, Chase Casali, Jackson Kelley and Ethan Stern

Pronunciation

JJ Bleday	bleh-DAY
Kiambu Fentress	key-AHM-boo
Joe Gobillot	GAW-buh-lo
Walker Grisanti	greh-sahn-TEE
Tate Kolwyck	COLE-wick
Patrick Raby	ray-BEE
Kumar Rocker	KOO-mar

Alphabetical Roster

Becker, Austin · 43	Franklin, AJ · 49	Keegan, Dominic · 12	Rocker, Kumar · 80
Bleday, JJ · 51	Gillis, Jackson · 35	King, Zach · 34	Sandborn, Michael · 25
Brown, Tyler · 50	Gobillot, Joe · 55	Kolwyck, Tate · 6	Scott, Stephen · 19
Clarke, Philip · 5	Gonzalez, Jayson · 99	Malcom, John · 36	Smith, Ethan · 27
Davis, Cooper · 3	Grisanti, Walker · 17	Malloy, Justyn-Henry · 42	Stills, Makenzie · 9
DeMarco, Pat · 18	Hayes, Sterling · 30	Martin, Austin · 16	Thomas, Isaiah · 8
Duvall, Ty · 20	Hickman, Mason · 44	McMillan, Cam · 28	Willis, Justin · 31
Eder, Jake · 39	Hogan, Matt · 11	Murphy, Luke · 50	
Fellows, Drake · 66	Huff, Chance · 45	Paul, Ethan · 10	
Fentress, Kiambu · 13	Infante, Julian · 22	Raby, Patrick · 29	
Fisher, Hugh · 32	Kaiser, Erik · 33	Ray, Harrison · 2	



HAWKINS FIELD

Hawkins Field serves as the home of the Vanderbilt Commodores and with recently completed facilities, it stands as one of the top college baseball parks in the country. Now in its 17th season, Hawkins Field greets fans with chairback seats close to the field of play with bleacher seating in the outfield. The revamped 30-foot Green Monster wall in left field promises unique opportunities for excitement and a first-rate field that prevents bad hops and promotes defensive gems from the infielders and outfielders alike.

With a brick and rod-iron fence design, Hawkins Field features a classic baseball park atmosphere coupled with a modern design that includes more than 2,200 chairback seats and a state-of-the-art press box. Still nestled alongside Vanderbilt Stadium and Memorial Gymnasium on the west end of campus, the ballpark was constructed as the Commodores' first baseball-only facility in school history. It was built near the exact location of McGugin Field, which served as Vanderbilt baseball's home field for 76 years and part-time football practice field.

A \$4.5 million project to add on to Hawkins Field was completed in the spring of 2006. The second phase furthered the addition of over 475 new stadium seats along the baselines.

The third phase included the construction of a two-story complex along the third baseline, including locker rooms, weight room, coaches' offices and a hall of fame. It was completed at the end of the 2006 season and now houses the team. The team also has a pitcher's area enclosed in the football stadium next door.

In 2009, permanent bleacher seating was added in the outfield from the right field foul pole to the Green Monster wall in left. In addition, 200 chairback seats were added on the first base side and a new trainer's room was created along with renovated dugouts.

The summer of 2012 included the most dramatic change to the facility when the natural grass field was ripped up in favor of a synthetic surface. The AstroTurf surface is not a typical synthetic surface featuring multiple blade lengths, and sand and rubber mixture on the infield and in the outfield. Center field features the world's largest Star V logo stitched into the turf. New in 2016, a turf mound replaced the previous dirt mound.

The complex is named for the Charles Hawkins Family. Charles Hawkins III, the stadium's namesake, was a long-time contributor to the Vanderbilt community, who graciously donated more than \$2 million to the stadium project. Sadly, he passed away on June 16, 2004, after his beloved Commodores ended one of their most successful seasons ever. A successful real estate developer, Hawkins played baseball and football for the Commodores from 1952-54 and became the first Vanderbilt pitcher to earn All-Southeastern Conference honors. He was named to Vanderbilt's Athletic Hall of Fame in the fall of 2009. His father, Charles Hawkins II, lettered in both baseball and football at Vanderbilt in the mid-1920s.



Hawkins Field's latest enhancement reached its completion prior to the 2018 season in left field with work on the new building that houses the team's batting cages, weight room and new coach and staff offices. The exterior of the new building now serves as the left field wall and the new Monster.

The \$10 million project, expands Memorial Gym to just beyond the left field wall and moves the team's batting cages to a below-ground level of Memorial Gym that has been retrofitted for that purpose. In addition, the ground level and top floor of Memorial have been renovated and expanded to house a state-of-the-art classroom, cardio room, new and expanded weight room, recruiting area as well as coaches' and staff offices. The weight room, is nearly twice the size of the former baseball weight room. There is also a larger professional locker room that quadrupled in size to house former Commodore players.

Former Commodore and major league All-Star David Price provided



the capstone gift to the \$12 million project, giving a record \$2.5 million.

"I would not be where I am today, as a person or as a player, without the guidance, education and support I received from Coach Corbin and from Vanderbilt," Price said. "I am honored to be part of this project, which will support the current players and also provide a place that allows us all to come back to campus and stay in touch and involved with the program."



HAWKINS FIELD RECORDS



Vanderbilt Individual Game Highs

Batting

At bats	9	Anthony Gomez vs. Louisville (5/11/10)
Runs scored	5	Brian Harris vs. Georgia (4/30/10)
Hits	5	three times, last Alex Feinberg vs. Arkansas (3/29/08)
RBIs	7	Ethan Paul vs. UMass-Lowell (2/24/18)
		Dominic de la Osa vs. Georgia (4/16/06)
		Karl Nonemaker vs. Kentucky (5/12/02)
Doubles	3	twice, last Ethan Paul vs. Washington (6/4/16)
Triples	2	Tony Kemp vs. Siena (3/13/12)
Home runs	3	Aaron Westlake vs. Oregon State (6/11/11)
Total bases	12	Aaron Westlake vs. Oregon State (6/11/11)
Walks	5	JJ Bleday vs. Middle Tennessee (5/15/18)
Strikeouts	4	seven times, last Austin Martin vs. UMass-Lowell (2/28/18)
Sac hits	3	Riley Reynolds vs. UIC (3/6/09)
Sac flies	2	five times, last Anthony Gomez vs. Troy (6/4/11)
Stolen bases	4	Jack Lupo vs. Monmouth (2/23/13)
Hit by pitch	2	42 times
Caught stealing	2	four times, last Tony Kemp vs. Georgia Tech (6/3/13)
Runners LOB	10	Curt Casali vs. LSU (4/24/11)

Fielding

Putouts	21	Shea Robin vs. Austin Peay (6/1/07)
Assists	11	Ryan Klosterman vs. East Tenn. State (2/18/03)
Errors	3	three times, last Riley Reynolds vs. Evansville (3/20/12)
Passed balls	3	Three times, last Aaron Westlake vs. UIC (3/5/09)

Pitching

Innings pitched	10.0	David Price vs. Ole Miss (3/16/07)
Strikeouts	17	David Price vs. Austin Peay (6/1/07)
		David Price vs. Arkansas (4/7/06)
Wild pitches	3	seven times, last Maddux Conger vs. Austin Peay (2/27/18)
Hit batters	4	twice, last Greg Moviel vs. Tennessee Tech (2/22/06)

Vanderbilt Team Superlatives

Batting

At bats	63	vs. Louisville (5/11/10)
Runs scored	21	three times, last vs. Middle Tennessee (5/15/18)
Hits	24	vs. Niagara (2/21/10)
RBIs	20	twice, last vs. Radford (6/1/15)
Doubles	10	vs. Connecticut (3/1/02)
Triples	4	vs. Radford (6/1/15)
Home runs	4	vs. Mississippi State (4/26/09)
		vs. Tennessee Tech (4/25/07)
		vs. Western Kentucky (4/11/06)
Total bases	35	vs. Kentucky (5/12/02)
Walks	19	vs. Middle Tennessee (5/15/18)
Strikeouts	19	vs. Ole Miss (4/10/15)
Sac hits	4	twice, last vs. Georgia Tech (6/3/13)
Sac flies	5	vs. Vermont (3/1/09)
Stolen bases	8	vs. Southern Illinois (2/22/04)
Hit by pitch	6	three times, last vs. Rhode Island (3/4/12)
Caught stealing	4	twice, last vs. Georgia (3/23/12)
Runners LOB	17	twice, last vs. Mississippi State (6/10/18)
Hit into DP	5	vs. Niagara (2/21/10)

Fielding

Putouts	51	vs. Louisville (5/20/10)
Assists	22	vs. Louisville (5/20/10)
Errors	5	three times, last vs. Evansville (3/20/12)
Passed balls	3	three times, last vs. UIC (3/5/09)
DPs turned	3	17 times, last vs. LSU (3/24/18)

Pitching

Innings pitched	17.0	vs. Louisville (5/11/10)
Walks allowed	10	vs. Central Arkansas (2/20/13)
Strikeouts	22	Twice, last vs. Ole Miss (4/10/15)
Hits allowed	21	vs. Baylor (3/12/05)
Wild pitches	4	Four times, last vs. Ole Miss (4/13/18)
Hit batters	5	vs. Middle Tennessee State (3/26/08)

Miscellaneous Records

Win-Loss All-Time	436-159-1 (.732)
Most Wins in a Season	34 (2007, 2013)
Most Losses in a Season	12 (2005, 2006, 2012)
Longest Win Streak	15 (2/18-3/16/07)
Longest Losing Streak	4 (2/24-29/12)
Largest Attendance	3,700 (three times) last vs. Tennessee (5/16/09)
Longest Game (Time)	5:33 vs. Louisville (5/11/10)
Shortest Game - 9 Innings (Time)	1:58 vs. Belmont (3/30/04)

Longest Game (innings)	17.0 vs. Louisville (5/11/10)
Shortest Game (innings)	5.0, twice, last vs. UT-Martin (2/23/16)
Most Combined Runs	33, South Carolina (20), Vanderbilt (13) (4/14/02)
Most Combined Hits	37, Vanderbilt (24), Niagara (13) (2/21/10)
Most Combined Errors	9, Belmont (5), Vanderbilt (4) (3/13/02)
Largest Margin of Victory	21 vs. Radford (VU 21, Radford 0) (6/1/15)
Largest Margin of Defeat	15 vs. Western Kentucky (WKU 17, VU 2) (3/16/10)

Hawkins Field Facts

- ★ Officially dedicated April 27, 2002
- ★ Capacity (3,626) – 2,200 chairback seats; 1,426 bleacher seats
- ★ 328-100-1 (.765) since 2007
- ★ 113 sellouts
- ★ .732 all-time winning percentage (436-159-1)

Season-by-Season Records at Hawkins Field

2018.....	23-11	2009.....	22-11
2017.....	21-11-1	2008.....	22-9
2016.....	31-7	2007.....	34-4
2015.....	28-8	2006.....	23-12
2014.....	31-10	2005.....	23-12
2013.....	34-7	2004.....	28-5
2012.....	22-12	2003.....	19-10
2011.....	33-4	2002.....	15-20
2010.....	27-6	Totals	436-159-1 (.732)

Hawkins Field Attendance Records

Single Game

1.	3,700	Tennessee	May 16, 2009
		Tennessee	May 15, 2009
		Florida	April 4, 2009
4.	3,693	Arkansas	May 22, 2010
5.	3,645	Tennessee	April 29, 2011
6.	3,626	27 games - most recent listed		
		Mississippi State*	June 10, 2018
		Mississippi State*	June 9, 2018
		Mississippi State*	June 8, 2018
		Florida	April 15, 2017
		Florida	April 14, 2017
		Auburn	May 21, 2016

* NCAA Super Regional

Three-Game Series

1.	10,878	Mississippi State*	June 8-10, 2018
		Florida	May 7-9, 2015
		Stanford*	June 6-8, 2014
4.	10,661	Tennessee	March 27-29, 2015
5.	10,640	Kentucky	April 15-17, 2016
6.	10,636	South Carolina	March 31-April 2, 2016
7.	10,582	Mississippi State	March 18-20, 2016
8.	10,528	Georgia	April 29-May 1, 2016
9.	10,400	Florida	April 13-15, 2017
10.	10,338	Tennessee	May 14-16, 2009

^ NCAA Regional * NCAA Super Regional



SEASON PREVIEW

Vanderbilt will enter the 2019 season bolstered by an uncharacteristically large -- and decorated -- senior class and steady mix of youth ready to build on the program's seventh NCAA Super Regional appearance in the last nine years during 2018.

The Commodores' five-member senior class is its largest since 2008 while its incoming freshman class was tabbed No. 2 nationally by Baseball America.

Five years removed from capturing the program's first, and only, national title, the Commodores return eight of nine positional players as well as all four starting pitchers. The squad will be tasked with filling the void of three-year starter Connor Kaiser who led the 2018 unit in RBIs (46) and matched an NCAA Tournament record with 10 RBIs against Clemson as part of a 19-6 victory.

Vanderbilt returns four players who were named Freshman All-American a season ago including Philip Clarke, Pat DeMarco, Mason Hickman and Austin Martin.

Returning players contributed 80.5 percent of runs scored, 82.6 percent of hits and 82 percent of RBIs a season ago. On the mound, returners contributed 90 percent of starts, 85.7 percent of victories and 80 percent of innings pitched during 2018.

Head coach Tim Corbin is back for his 17th season in hopes of leading Vanderbilt to its 14th straight NCAA Tournament. The entire coaching staff returns for Vandy including associate head coach/pitching coach Scott Brown, assistant coach Mike Baxter and volunteer assistant David Macias.

The Commodores will host 19 games and take part in the highly anticipated MLB4 College Baseball Tournament as part of their nonconference slate. The 26-game out-of-league schedule opens with tilts against Virginia (Feb. 15), Cal State Fullerton (Feb. 16) and TCU (Feb. 17) in Talking Stick, Arizona.

Vanderbilt will play 15 consecutive games at Hawkins Field beginning Feb. 20 with the home opener against Evansville. The Commodores

will square off against Belmont and Lipscomb once again at First Tennessee Park.

The team's 30-game SEC slate begins March 15-17 with a visit to Texas A&M. Vandy opens home league play one weekend later (March 21-23) when Florida comes to town. The Black and Gold will also host Arkansas (April 12-14) for the first time since 2015. Others coming to The Hawk include Tennessee (March 29-31), Auburn (April 25-27) and Missouri (May 10-12).

PITCHING

Vanderbilt welcomes back all three weekend starters as well as midweek hurler Jake Eder to a unit that bolsters a wealth of power arms entering the 2019 season.

The Commodores ranked 20th nationally and third in the Southeastern Conference during 2018 behind 9.4 strikeouts/9.0 innings

but struggled at times with command, posting a WHIP of 1.34 which was eighth in the SEC.

Right-hander and returning Friday night starter Drake Fellows looks to add on to his decorated career. The junior limited opponents to a .217 average in 16 starts while posting a 7-4 record and 3.92 ERA.


Fellow righty Patrick Raby is back for his senior season and is on pace to further etch his name into Vanderbilt history. The Knoxville, Tenn., native is ninth in Vanderbilt history for career

ERA (2.95 ERA) and 11th in career wins (22). Raby saw an increase in velocity -- and command -- during the fall.

Right-hander Mason Hickman solidified his spot in the weekend rotation and will be looking to do the same again in 2019. Hickman was tabbed Freshman All-America after leading the Commodores and



Patrick Raby



Drake Fellows

SEASON PREVIEW



ranking tied for third nationally among freshmen with eight victories. The Hendersonville, Tennessee, native played a key role in the Dore's Sunday success, limiting SEC opponents to a .259 average.

Southpaw Jake Eder was a staple for the Commodores in the midweek, making nine starts and 11 overall appearances. Now a sophomore, Eder will be looking to use that experience to improve on a 1-4 record and 5.45 ERA during 2018.

Among those vying for spots in the rotation will be freshman Kumar Rocker, the second-highest rated high school right-handed pitcher in the MLB Draft by MLB.com.

The 2018 Gatorade Georgia Baseball Player of the Year shined in Vanderbilt's fall exhibition against Oklahoma State. The freshman fanned eight consecutive Oklahoma State batters.

Rocker was not the only pitcher to display success against the Cowboys. In fact, as a staff, through two 14-inning scrimmages, the Dore's limited the Pokes to a .132 batting average while posting a 1.95 ERA.

Sophomore Tyler Brown, who is expected to have a big role either out of the bullpen or with the rotation, struck out six and did not allow a hit against OSU during three innings of work.



Mason Hickman

Meanwhile, AJ Franklin and Justin Willis each made two appearances, holding the Cowboys without a run. Franklin made just three appearances in 2018 while Willis made 10 appearances and did not permit an earned run in five of his first six outings.

Talented left-handers Zach King and Jackson Gillis were each a steady presence out of the bullpen a season ago and will be relied on heavily this season.

King made three starts a season ago could see more opportunities as a starter. In 46 career appearances, King boasts a 3.08 ERA while

limiting opponents to a .210 batting average in 90.2 innings.

Fellow southpaw Hugh Fisher impressed in limited action during 2018, finishing 2-0 with a 1.94 ERA across 9.1 innings. Fisher added a hitless inning of work against Oklahoma State during the fall.

"We have more depth and returning experience than we have had in recent memory," Corbin said. "Getting Raby back for senior year helps a great deal. Fellows has been consistent. Hickman and Tyler Brown emerged as young kids last year. King, Gillis and Franklin are quality left handed arms that are versatile. Eder, Fisher and Willis have pitched sporadically and could help. We also have some young freshman arms that could emerge. Time will tell."

CATCHING

For a second consecutive season, Vanderbilt entered the fall with a lively competition behind the plate. Three Commodores started double-digit games at catcher a season ago.

Stephen Scott headlined the group, making 35 starts while helping

Vanderbilt to a 23-12 record in those games. The senior also started 10 games in left field and tried out the infield during the fall.

Scott, who was drafted in the 31st round of the MLB Draft by the Miami Marlins, belted nine home runs in the final 14 games of 2018 and tallied one hit in 16 of the final 19 games (.364; 24-for-66). During the stretch, he was named a Collegiate Baseball National Player of the Week twice, coming on May 14 and May 21.

Newcomer Philip Clarke made an immediate impression in 2018 offensively. The then-freshman started 36 games at designated hitter and 13 more at catcher. Clarke was tabbed a Collegiate Baseball Freshman All-American after leading Vanderbilt with 16 doubles and was third on the squad with 18 multi-hit games. The Franklin, Tenn., native continued to improve behind the plate during the fall while making his case to be the catcher of the future.



Philip Clarke

Meanwhile, Ty Duvall made the most of his 31 appearances and 15 starts. The Lebanon, Ohio, product batted .270 during the stretch and even played hero on April 15 against Ole Miss, clubbing a game-winning three-run double in the sixth inning against the Rebels.

Duvall collected a hit in six consecutive games between April 20-May 1 and recorded a combined 17 hits in his final 25 appearances.

Freshman Dominic Keegan could potentially see time behind the plate or at designated hitter. Keegan was ranked the top catcher in Massachusetts from the class of 2018 by Perfect Game.

"We are as deep as we have been in recent years at this position," Corbin said. "Scott took most of the reps behind the plate last year and could still help, but Clarke and Duvall have improved and are good offensive players. Keegan helped us a great deal offensively in the fall, and will factor behind the plate and with the bat."

INFIELD

One season after setting a new program record with a .981 fielding percentage, Vanderbilt will be looking to replace sure-handed shortstop Connor Kaiser.

Second baseman Ethan Paul shifted over to shortstop during the fall and is the early favorite to receive the start there. The senior, who was selected in the 26th round of the MLB Draft by the Pittsburgh Pirates, finished second on the team in RBIs (44) and stolen bases (18). He also helped turn 32 double plays and committed just six errors in 248 chances.

Austin Martin, Vanderbilt's Swiss army knife, is the early favorite to take the reigns at second base. As a freshman, he started a game at six different positions en route to being named a Freshman All-American by four different publications.

Martin led Vanderbilt with 20 multi-hit games and posted the longest hitting streak (13) for a Commodore freshman since Xavier



2019 SEASON PREVIEW



Ethan Paul

Turner (15) during 2015. The speedster led the SEC with 22 stolen bases and paced Vanderbilt with a .308 batting average and .388 on-base percentage in 30 SEC starts.

Despite the movement in the infield, one piece expected to remain the same will be the presence of Julian Infante at first base. The senior, who started 48 games and made 50 appearances in 2018, recorded a .992 fielding percentage at first. Despite a challenging year at the plate, Infante was encouraged by a resurgence during the fall including a 5-for-9 (.556) performance with two doubles and as many RBIs against Oklahoma State.

During the fall, sophomore Jayson Gonzalez and junior Harrison Ray were among those who split time at third base. Gonzalez, who started 38 games at the bag a season ago, batted .300 with 16 RBIs over his first 19 games but finished at a .225 clip.

Ray, meanwhile, split 22 starts at four different positions, with 13 coming at third base. He finished with a .242 average after batting .375 (6-for-16) with six runs in four appearances during the NCAA Tournament. He finished tied for the team lead with four runs and five hits at the NCAA Nashville Super Regional.

Freshmen Tate Kolwyck and Sterling Hayes are likely to take on reserve roles in the infield, doing so at second base and shortstop respectively.

"We have returning pieces in our infield, but it will take game activity before we start putting those pieces in the positions that best help us defensively," Corbin said. "Infante and Paul have played a lot of defensive innings for us, so they should figure into an everyday spot. Martin and Ray will most likely spend most of their time in the infield this year."

OUTFIELD

In all likelihood, Vanderbilt fans can expect to see three familiar faces manning the outfield including right fielder JJ Bleday who was named the McNeece Outstanding Pro Prospect Award by the Cape Cod League last summer.

The award was the latest milestone in what was a



JJ Bleday

breakout year for Bleday. The Panama City Beach, Florida, native capped his season on a 28-game on-base streak. He led Vanderbilt with a .368 average, .511 slugging percentage and .494 on-base percentage in 2018.

Bleday missed 22 games (March 30-May 6) due to an oblique injury before bouncing back. The current junior belted a game-winning walk-off home run against Mississippi State in Game 2 of the NCAA Nashville Super Regional to lift Vanderbilt to a 4-3 victory.

Pat DeMarco is the early favorite to garner the start in center field. The sophomore made 24 starts at the position a season ago, winning over the job after departing draftee Alonzo Jones went down with an injury. DeMarco was named a Collegiate Baseball Freshman All-American after leading the Commodores with 48 runs and 116 total bases. The speedster has shown no signs of slowing down and enters 2019 on a career-best 14-game reached base streak.

Vanderbilt has options in left field including Stephen Scott, who started 10 games at the position in 2018. Starting Scott in left would also unpile the current logjam of talent Vanderbilt has at catcher.

The Commodores could also turn to veterans Walker Grisanti or Kiambu Fentress in the outfield. Fentress appeared in the outfield six times a season ago. Grisanti, meanwhile, garnered nine starts in left field during 2018 and had a knack for getting the job done at the plate, reaching base in 14 of his 21 appearances.

Cooper Davis caught the attention of the coaching staff during the fall and could serve as a reserve outfielder or designated hitter. The sophomore appeared in just nine games before going down with a season-ending injury a year ago.

"We return experience in all three outfield positions," Corbin said. "Scott, Bleday and DeMarco are all steady defenders and throw smartly and accurately. Fentress has really grown as a defensive player and maybe one of our most improved players. Davis had a good fall and can add speed to the field offensively as well as defensively."

DESIGNATED HITTER

The Commodores have some flexibility at designated hitter. With Philip Clarke's growth at catcher during the fall, the sophomore makes an intriguing case to start behind the plate, leaving an opening for several possible candidates.

Clarke reached base in 26 of his final 30 games and was recognized among the 2018 Clemson Regional All-Tournament Team after batting .385 (5-for-13) with three RBIs, two home runs and two runs.


The other lone returner who started multiple games at designated hitter in 2018 was Austin Martin. The Jacksonville, Florida, native made nine starts at the position thanks to his reliable bat.

The early frontrunner for earning the start at designated hitter is Ty Duvall. The junior has waited patiently during his first two years with the program and cashed in on opportunities when presented.

Duvall collected 17 hits in his final 25 appearances a season ago and produced a hit in six consecutive games between April 20 and May 1. His three-run double in the sixth inning against Ole Miss on April 15 proved to be the game winner.

"We have quality offensive players sitting behind the plate," Corbin said. "They can't all catch, so some of these kids are likely to help us out as designated hitters. Davis has a speed component to game which should help."

PRESEASON DEPTH CHART



Roster Breakdown by State (16 total)

California (2)

Jayson Gonzalez
Sterling Hayes

Florida (8)

JJ Bleday
Jake Eder
Chance Huff
Julian Infante
Austin Martin
Harrison Ray
Michael Sandborn
Isaiah Thomas

Georgia (2)

Makenzie Stills
Kumar Rocker

Illinois (2)

Drake Fellows
Erik Kaiser

Massachusetts (2)

Jackson Gillis
Dominic Keegan

Michigan (1)

John Malcom

Missouri (1)

Cam McMillan

New Jersey (2)

Justyn-Henry Malloy
Justin Willis

New York (2)

Pat DeMarco
Matt Hogan

North Carolina (1)

Stephen Scott

Ohio (3)

Austin Becker
Tyler Brown
Ty Duvall

Ontario, Canada (1)

Cooper Davis

Tennessee (11)

Philip Clarke
Kiambu Fentress
Hugh Fisher
AJ Franklin
Walker Grisanti
Mason Hickman
Zach King
Tate Kolwyck
Luke Murphy
Patrick Raby
Ethan Smith

Texas (1)

Joe Gobillot

Washington (1)

Ethan Paul

Roster Breakdown by Class

Seniors (5)

Walker Grisanti
Julian Infante
Ethan Paul
Patrick Raby
Stephen Scott

Juniors (8)

JJ Bleday
Ty Duvall
Drake Fellows
Kiambu Fentress
AJ Franklin
Jackson Gillis
Zach King
Harrison Ray

Sophomores (12)


Tyler Brown
Philip Clarke
Cooper Davis
Pat DeMarco
Jake Eder
Hugh Fisher
Jayson Gonzalez
Mason Hickman
Erik Kaiser
Austin Martin
Michael Sandborn
Justin Willis

Freshmen (15)

Austin Becker
Joe Gobillot
Sterling Hayes
Matt Hogan
Chance Huff
Dominic Keegan
Tate Kolwyck
John Malcom
Justyn-Henry Malloy
Cam McMillan
Luke Murphy
Kumar Rocker
Ethan Smith
Makenzie Stills
Isaiah Thomas



HEAD COACH TIM CORBIN



4 Tim Corbin - Head Coach

Head coach Tim Corbin begins his 17th season at the helm of the Vanderbilt baseball program. During his tenure Corbin has turned the Commodores into a national power and taken the program to unprecedented success leading Vanderbilt to the top of college baseball in 2014 with the school's first-ever men's national championship.

Corbin's overall record of 681-342-1 (.665) is first all-time in wins at Vanderbilt and first in winning percentage for coaches with 100 games or more. In his career as a head coach Corbin is 787-480-1 (.621). Corbin's efforts have paid off in the win column and across the board as D1Baseball.com tabbed Vandy the top program in the nation in 2015 and second in 2017.

Over the last five seasons, the Dores have secured a pair of trips to the College World Series championship while running

their streak to 13 consecutive NCAA Tournament berths -- the longest active streak in the South-eastern Conference.

Since taking over in 2003, 40 players have been named All-America including 11 who have received first-team All-America recognition. During that stretch, 27 Commodores have been named freshman All-America and 22 have made MLB appearances.

Vanderbilt reached the NCAA Tournament for the 13th straight year in 2018 and advanced to its seventh NCAA Super Regional in nine seasons. The Commodores set a program record and finished fifth nationally with a .981 fielding percentage. With 101 stolen bases, Vandy finished atop the SEC for the third time in six seasons.

The Dores won 10 of their final 14 games highlighted by three straight wins at the NCAA Clemson Regional while capturing the event for a second consecutive season. With the result, Vandy went on to host the Super Regionals for the first time since 2014.

Vanderbilt matched a national-best as four players were named to the 2018 Collegiate Baseball Freshman All-America team (Philip Clarke, Pat DeMarco, Mason Hickman and Austin Martin). Eight players were selected in the MLB Draft including a pair of third-round selections in Connor Kaiser and Reid Schaller.

Under the direction of Corbin, the 2017 squad captured the program's fourth NCAA Regional title in five years, running off three victories in four days including an 8-0 statement victory to capture the event against host Clemson.

Following the season, Baseball America tabbed juniors Kyle Wright and Jeren Kendall All-America. Four days later, the duo was selected in the first round of the MLB Draft with the fifth pick and 23rd selection, respectively. In total, 15 Commodores have been selected in the first round since Corbin arrived to campus in 2003, including seven in the past four years.

Meanwhile, fresh off a phenomenal sophomore campaign, starting pitcher Patrick Raby became the 17th Commodore to play for USA Baseball's Collegiate National Team not including Corbin, who coached the 2006 team to a 28-2-1 mark while winning the gold medal at the World University Championship in Cuba.

A young roster helped lead the 2016 Vanderbilt squad to a successful season that saw the Commodores and Hawkins Field host NCAA Regionals for the fifth time in six seasons before finishing the year 43-19. The season came to an abrupt end in the NCAA Nashville Regional following the tragic death of freshman Donny Everett the night before the tournament began.

The Commodores were led by third-team All-Americans Jeren Kendall and Bryan Reynolds, who combined to drive in 116 runs, score 122 runs and hit 22 home runs -- led by Reynolds' 13 homers. Three Vandy freshmen earned freshman All-America status with Alonzo Jones, Ethan Paul and Patrick Raby all earning the honor. Fellow freshman Connor Kaiser picked up All-SEC Freshman honors along with Paul.

Jordan Sheffield led the way for the Dores' pitching staff going 8-6 with a 3.01 ERA and 113 strikeouts over 101.2 innings en route to becoming the 13th first round pick under Corbin and 10th Vanderbilt pitcher to hear his name in the first round when the Los Angeles Dodgers tabbed him with the 36th overall pick. Fellow pitcher Ben Bowden followed quickly in the second round to the Colorado Rockies before Reynolds was selected later in the second round by San Francisco to give the Commodores three selections in the first two rounds of the MLB Draft. John Kilichowski, Jason Delay and Will Toffey were all selected to give Vanderbilt six players selected in the draft, marking the 10th straight year that at least five Commodores have been selected in the draft.

The 2015 Commodores marched back to the College World Series for the second straight year to give the program its first-ever consecutive trips to Omaha finishing as the national runner-up, losing in three games to Virginia in a rematch of the 2014 championship series. Vanderbilt finished the season 51-21 for the second consecutive year, making it the only program in the nation with three straight 50-win seasons.

The Dores rallied to win nine straight games, the team's longest winning streak of the season, in the NCAA Tournament to reach the CWS finals sweeping through the NCAA Nashville Regional in dominant fashion before toppling national seed Illinois on the road to reach Vanderbilt's third trip to the College World Series. Vanderbilt rolled through the NCAA Regional

THE CORBIN FILE

17th SEASON AT VANDERBILT

Tim Carter Corbin

Born

August 5, 1961 in Wolfeboro, N.H.

Hometown

Wolfeboro, N.H.

Family

Maggie (wife), daughters Molly and Hannah

Education

College

Ohio Wesleyan

Degrees

Master of Arts in Athletic Administration, 1986

Bachelor of Arts in Physical Education, 1984

High School

Kimball Union Academy, 1980
Kingswood Regional, 1979

Playing Experience

Ohio Wesleyan, 1981-84
(Four-year letterman as an infielder and catcher)

Coaching Experience

Vanderbilt Head Coach

2003-present

Clemson Associate Head Coach
2001-02

Clemson Assistant Head Coach
1998-2001

Clemson Assistant Coach
1994-98

Presbyterian College Head Coach
1988-93

Wofford Assistant Coach
1987

Ohio State Graduate Assistant
1985-86

HEAD COACH TIM CORBIN



with wins over Lipscomb, Indiana and Radford. The 21-0 victory over Radford shattered the school record for margin of victory in the NCAA Tournament and matched the NCAA mark. The Commodores continued the roll in Illinois with a pair of dominating wins over the Illini to win the school's first-ever road Super Regional. Back in Omaha for the third time in five years, the Commodores rolled through their half of the bracket with a come-from-behind victory over Cal State Fullerton and two wins over TCU. The Dore provided plenty of drama in the win over the Titans, winning on Jeren Kendall's walk-off home run in the bottom of the ninth inning for a 4-3 victory in the resumption of a suspended game. Vandy won its third straight game at TD Ameritrade Park via the home run in the team's first game against TCU with Zander Wiel's seventh inning solo homer scoring the only run of the game. Vanderbilt breezed into the championship series with a 7-1 victory in the rematch against the Horned Frogs three days later. Vanderbilt claimed the opening game against Virginia 5-1 behind a dominant Carson Fulmer start that saw the right-hander turn in 7.2 scoreless innings in his final start as a Commodore.

Dansby Swanson and Carson Fulmer led the team in their final season in black and gold earning first-team All-America honors with Swanson picking up National Player of the Year honors from D1Baseball.com and Perfect Game. Fulmer was named National Pitcher of the Year with Swanson earning the Brooks Wallace Award as the nation's top shortstop. The duo also became the second pair of Vanderbilt teammates and the fourth in the history of the Golden Spikes to be finalists in the same year joining David Price and Pedro Alvarez from 2007. Corbin has coached three different pairs of teammates to be finalists for the Golden Spikes with the four Vanderbilt players joining Clemson's Khalil Green and Jeff Baker. Fulmer became the third Vanderbilt pitcher to pick up SEC Pitcher of the Year honors after becoming just the fourth pitcher in the league's history to win the pitching triple crown, leading the nation's premier league in wins, ERA and strikeouts. Freshmen Will Toffey, Jeren Kendall and Kyle Wright were consensus Freshman All-America.

Three Commodores were selected in the first round of the MLB Draft, another program first, with Swanson, Fulmer and Walker Buehler all joining a growing group of Vanderbilt first



round picks to bring the total to 14, 12 in the Corbin era. Swanson became the second Commodore to hear his name called first with the Arizona Diamondbacks taking him No. 1 overall. Vanderbilt is one of two colleges to have multiple top picks with David Price and Swanson. Fulmer was taken eighth overall by the Chicago White Sox and Buehler 24th overall by the Los Angeles Dodgers. Fulmer and Buehler became the eighth and ninth Vanderbilt pitchers under Corbin to be selected in the first round joining Jeremy Sowers (6th overall, Cleveland 2004), David Price (1st overall, Tampa Bay 2007), Casey Weathers (8th overall, Colorado 2007), Mike Minor (7th overall, Atlanta 2009), Sonny Gray (18th overall, Oakland 2011), Grayson Garvin (59th overall, Tampa Bay 2011) and Tyler Beede (14th overall, San Francisco). In Corbin's program since 2003, an astounding 48 pitchers have been selected in the MLB Draft. Five more Dore heard their name called during the draft for a total of eight in 2014; the most since a school and SEC-record 12 were selected in 2011.


Vanderbilt finished off the school's second-ever national championship with a dramatic 3-2 victory over Virginia in the finals of the College World series to cap a 51-21 season in 2014. The 51-win season marked the third time in the last four seasons Corbin had led the Dore to at least 50 wins as the Vandy skipper was named the consensus National Coach of the Year. Corbin's Commodores rose to the occasion in the postseason sweeping through the Nashville Regional with wins over Xavier and Oregon before taking down Stanford in three games of the Super Regional to advance to Vanderbilt's second College World Series in school history. Hawkins Field hosted NCAA Regionals and Super Regionals for the third time in four years. Once in Omaha, Corbin continued to push the Commodores with wins over rival Louisville in the first round and comeback win over UC Irvine. Vanderbilt reached the championship series with a dramatic, walk-off win over Texas on Tyler Campbell's bases loaded, infield single. The team sealed the national title in the third game thanks to an eighth inning, solo homer from John Norwood and clutch pitching from Adam Ravenelle over the final two frames. The final victory in Omaha gave the Dore a 10-3 record in the NCAA Tournament.

Corbin reached two more milestones during the regular season with his 500th victory at Vanderbilt, a 5-1 victory at Missouri on May 3, 2014, and his 600th career victory with a win at Arkansas on April 19, 2014.

Vanderbilt's middle infield of Dansby Swanson and Vince Conde led the way much of the season with the duo earning first team All-SEC honors. Both garnered All-America honors along with freshmen Bryan Reynolds and Hayden Stone, who picked up freshman All-America status. Carson Fulmer was picked as a second team All-SEC and All-Defense team member by the league's coaches. Over the summer the Dore pulled off another program first with four players — Dansby Swanson, Carson Fulmer, Bryan Reynolds and Walker Buehler — suiting up for USA Baseball's Collegiate National Team, matching the Collegiate National Team's record for players from one school.

Tyler Beede became the ninth player under Corbin to be drafted in the first round of the MLB Draft in June when the San Francisco Giants picked Beede with the 14th overall selection.

For the second time in his career Corbin was named the SEC Coach of the Year by the league's coaches after the Commodores posted one of the best seasons in school history in 2013. The





HEAD COACH TIM CORBIN



The Corbin Family - Hannah, Maggie, Tim and Molly

Commodores matched the school record with a 54-12 mark and smashed the Southeastern Conference record, finishing the conference slate an amazing 26-3. Vanderbilt won every series during the regular season, including nine series sweeps. The squad outscored opponents by an average of 8.2-3.9 runs per game with the pitching staff turning in a sub 3.00 ERA for the second time in three seasons.

The Commodores' SEC regular season championship was the team's second in three years and third under Corbin. For the fourth time in five years the Dores played in the SEC Championship game and made their eighth straight appearance in the NCAA Tournament hosting Regionals for the third time in school history and Super Regionals for the second time.

The Commodores matched the school record with a 54-12 mark and smashed the Southeastern Conference record, finishing the conference slate an amazing 26-3. Vanderbilt won every series during the regular season, including nine series sweeps. The squad outscored opponents by an average of 8.2-3.9 runs per game with the pitching staff turning in a sub 3.00 ERA for the second time in three seasons. Five Commodores earned All-American honors led by first-team All-Americans Tony Kemp and Tyler Beede. Kemp became just the second Commodore in history to be named SEC Player of the Year and just the third in league history to win both Freshman of the Year and Player of the Year awards in his career. Over the summer, Beede pitched for Team USA to become the 12th Vanderbilt player to don the stars and stripes.

The Commodores' SEC regular season championship was the team's second in three years and third under Corbin. For the fourth time in five years the Dores played in the SEC championship game and made their eighth straight appearance in the NCAA Tournament, hosting Regionals for the third time in school history and Super Regionals for the second time.

The 2012 Commodores overcame a slow start to the season to post the team's seventh straight trip to the postseason. The Dores finished the season as one of the hottest teams in the nation winning four of the last four SEC series of the regular season, including series victories over No. 3 Kentucky and at No. 4 LSU. Vanderbilt rolled into the SEC Tournament having won 12 of the last 15 regular season games. Corbin guided the Commodores to the championship game for the sixth time in nine trips, losing to a red-hot Mississippi State team in the final. Vanderbilt made the NCAA Tournament with a trip to the Raleigh Regional finishing runner-up to host NC State to end the season 35-28.

For the second consecutive season the Commodores' freshman class was tabbed as the nation's best by Baseball America, becoming the first school in the poll's 13-year history to post back-to-back top classes. Vanderbilt's 2012 freshman class was the unanimous top class, also picking up the honor from Collegiate Baseball. Since Corbin's arrival in 2003, Vanderbilt has earned three top-ranked recruiting classes (2005) and is the only school in the nation to have more than two top classes.

In 2012, one of Corbin's prize pupils, David Price, was named the American League Cy Young Award winner. Price was the top overall

pick by Tampa Bay in 2007 after a stellar career at Vanderbilt. The southpaw went 20-5 with a 2.56 ERA and 205 strikeouts over 211 innings for the Rays to become the first Commodore to win the Cy Young.

The Commodores' magical run to Omaha saw several school records equaled or passed. Vanderbilt won 54 games to match the school record set in 2007 and set the SEC record with 12 players selected in the Major League Baseball draft. Hawkins Field hosted the NCAA Regional round for just the second time in history and Super Regionals for the first time with the Dores sweeping through both rounds en route to the College World Series. Individual awards supplemented the team's success with Grayson Garvin earning SEC Pitcher of the Year and Tony Kemp picking up SEC Freshman of the Year honors. Garvin became the second Vanderbilt pitcher to earn the prestigious league award joining David Price, while Kemp is the second Commodore to be named the league's freshman of the year along with Pedro Alvarez. All four awards have come under Corbin's watch. Sonny Gray, Jason Esposito, Aaron Westlake and Garvin all garnered All-American honors with Kevin Ziemeck, T.J. Pecoraro, Conrad Gregor and Kemp being named Freshmen All-American.

The 2010 Commodores racked up the second-most wins in school history finishing the year with a 46-20 mark, eventually falling at Florida State in the third game of the Super Regional. In order to get to Florida State the team advanced out of the Louisville regional, a place that saw the Dores' 2009 season end. During the regular season, Corbin led the Commodores to a 16-12 mark, good enough for third in the Southeastern Conference East Division behind Florida and eventual national champion South Carolina.

In 2009, Corbin took a young squad with seven new offensive starters and molded them into a team that finished with a 37-27 record and runner-up finishes in the SEC tournament and the NCAA Louisville Regional. The 2009 draft saw six Commodores selected, highlighted by junior pitcher Mike Minor's selection with the seventh overall pick by the Atlanta Braves. His selection marked the fifth time in the last three seasons a Vanderbilt student-athlete has been picked in the first round.

In 2008, Corbin guided the Commodores to their second straight 40-win season (41-22) and third consecutive appearance in the NCAA tournament. The Commodores battled through the first half of the season without the services of Preseason Player of the Year Pedro Alvarez and managed to record road sweeps over Mississippi State and Tennessee for the first time in school history.

The 2008 draft had eight Commodores selected, highlighted by Pedro Alvarez who was taken with the second overall pick by the Pittsburgh Pirates. Vanderbilt became the first school in draft history to have the first overall pick (David Price in 2007) and second overall pick in consecutive drafts.

In 2007, Corbin guided the Commodores to their best season ever, finishing with a school-record 54 wins. The team also achieved a No. 1 national ranking for the first time in school history and held that honor for 13 of 15 weeks during the regular season.

Vanderbilt also swept through the SEC, winning both the regular season and tournament crown for the first time ever, and it marked the first time an SEC team had done it since 1996. The team lost only one conference series the entire season against SEC West Division winner Arkansas in Fayetteville and avenged the series loss by defeating the Razorbacks in the SEC tournament title game.

The conference recognized Corbin for the work he had done, naming him SEC Coach of the Year. Corbin also picked up co-National Coach of the Year honors from College Baseball Insider and regional Coach of the Year honors by the American Baseball Coaches Association.

The Commodores hosted their first-ever NCAA Regional as the No. 1 national seed and arrived as a power in college baseball.

Corbin's success and methods of running the Vanderbilt program has earned him respect among the college and international baseball communities. In the summer of 2006 he managed the USA Baseball National Team to a 28-2-1 record that culminated with a gold medal finish at the International University Sports Federation World University Championship in Havana, Cuba. The .919 winning percentage set

HEAD COACH TIM CORBIN



a national team high and garnered special recognition by the United States Olympic Committee.

In 2006, he led a youthful Commodore squad to a 38-27 record and sixth-place finish in the rugged SEC. The team was the youngest team in the league, with seven everyday starters being freshmen or sophomores. For the second time in three seasons, Corbin guided the team to the SEC championship game and the young squad also gained valuable NCAA experience after advancing to the championship round of the Atlanta Regional. The team posted impressive series wins over College World Series participant Georgia, Super Regional participants South Carolina and Ole Miss, and took series on the road against Florida and LSU. The team handed LSU its worst conference loss at home in school history.

In 2005, Corbin directed the squad to its second consecutive 30-win season, an achievement that had not been done in over 15 years. The campaign was highlighted with series wins over Alabama, Mississippi, South Carolina and College World Series participant Tennessee.

In 2004, Corbin not only directed the Commodores to their first NCAA Tournament appearance in 24 years, but their first-ever Super Regional as they swept through the Charlottesville Regional with victories over George Mason, Princeton and host Virginia. In the Super Regional, they fell to the eventual national runner-up, Texas, still carved out a piece of history as the first team in NCAA baseball history to make it that far one year after finishing with a sub-.500 record. Vanderbilt racked up 45 wins, was the only team to rank among the SEC's top five in earned run average (first), batting average (fourth) and fielding percentage (first) and finished with a .703 winning percentage, third-best in the highly competitive conference, which sent nine schools to the NCAA Tournament. The Commodores' school-record .978 fielding percentage was second in the nation, and their 30 error-free games were 11 more than the previous season.

His first Vanderbilt team in 2003 finished 27-28 overall and 14-16 in the SEC, good enough for second in the Eastern Division. It earned a conference tournament berth with a season-ending sweep of Tennessee capped by a dramatic ninth-inning rally in the series finale. The overall and conference victory totals were the most by a first-year Vanderbilt coach and made more impressive by the fact that the Commodores were 12-5 in one-run games. That squad set then school records for fielding percentage (.972), fewest errors in a season (60), most saves in a season (15) and fewest walks allowed in a season (168). The team notched series victories over nationally-ranked conference foes LSU, Auburn and Florida, each among the top 15 at the time. On May 6, 2003, Vanderbilt recorded the first perfect game in school history, which was a collective effort. Four different pitchers contributed to the 4-0 victory over Western Kentucky.

In addition to the on field successes, the baseball program itself has had significant upgrades to the facilities with a new fieldhouse, complete with new locker rooms for players, coaches and Commodore alums playing professional baseball. Also included are coach's offices, a classroom that overlooks Hawkins Field and a new weight room.

In 2009, permanent seats in the outfield pushed Hawkins Field seating capacity to double the amount when Corbin arrived in 2003. These upgrades reinforced the excitement and commitment made to the baseball program due to the successes Corbin achieved. In the latest facility improvement the playing surface at Hawkins Field was

replaced during the summer of 2012 with a synthetic surface. The timing of the change to turf was perfect as the Commodores played multiple games in bad weather during the 2013 season.

Corbin, along with his coaching staff, are a tireless group that saw their recruiting efforts pay in 2005, 2011 and 2012 as their recruiting class was labeled the nation's best by Baseball America. Professional baseball has also taken notice of the program with 15 Commodores being selected in the first round since 2003.


Before Corbin was hired as the 21st coach in program history, Vanderbilt had not earned a spot in the conference tournament in a decade but made the post-season tournament in 2004. During the 2004 regular season, Vanderbilt swept a series against Mississippi State for the first time. It was one of three conference whitewashes and one of five series wins in all. His efforts earned him the 2004 Vanderbilt Coach of the Year award and a nomination for the Nashville Sports Council's Sports Person of the Year. Plus, a school-record five players were named to the SEC All-Tournament team, five players were drafted on the first day and seven Vanderbilt players in all were chosen in the Major League Baseball Draft, topped by No. 6 overall pick, Jeremy Sowers.

Corbin came to Vanderbilt following nine seasons as an assistant coach at baseball power Clemson. During his time there (1994-2002), the Tigers had more victories than all but four programs. Clemson won more than 71-percent (434 wins, 172 losses) of its games, captured two Atlantic Coast Conference regular season titles, made nine appearances in the NCAA Tournament and reached the College World Series four times (1995, 1996, 2000 and 2002). The Tigers ended the 2002 season with their ninth consecutive top-25 finish and sixth top 10-finish since 1994. Corbin was promoted twice during his tenure. He received the title of assistant head coach in 1998 and in September 2001 became associate head coach and recruiting coordinator. He crafted a national reputation as one of the most respected assistant coaches in the country while helping produce nine straight top-25 ranked recruiting classes. His on-field work with outfielders and hitters helped 20 Clemson players earn All-America honors and 36 drafted to play professional baseball.

Corbin's dedication and attention to detail caught the eye of the national baseball publication Baseball America on numerous occasions. In 1997, it touted the Clemson coaching staff as one of the top five "College Recruiting Staffs" in the country. It later tabbed the 1999 Tiger freshman class as No. 1 nationally. In 2000, Baseball America and the American Baseball Coaches Association named Corbin its National Assistant Coach of the Year. Also in 2000, Southern California head coach Mike Gillespie served as skipper of the USA Baseball team and chose Corbin as an assistant for his staff. That group guided the Americans to a gold-medal finish at the World Championships in the Netherlands, and that team set a national program record for best winning percentage (.900).

Prior to his tenure at Clemson, Corbin was head coach at Presbyterian College for six seasons beginning in 1988. There he restarted a baseball program that had been dormant for several years. He directed Presbyterian College from NAIA to NCAA Division II status and had a 106-138 overall record. Along the way, the Blue Hose made three consecutive appearances in the South Atlantic playoffs (1991-93), and Corbin earned South Atlantic Coach of the Year honors in 1990.





DAVID PRICE
\$5.6 MILLION



PEDRO ALVAREZ
\$6 MILLION



DANSBY SWANSON
\$6.5 MILLION



KYLE WRIGHT
\$7 MILLION

**UNDER TIM CORBIN,
VANDY BOYS HAVE
EARNED OVER**

\$62

**MILLION IN
SIGNING BONUSES**

HEAD COACH TIM CORBIN



Student-Athletes and Recruits Drafted

2018			2006		
Ryan Weathers, LHP	SD	1st Round (7th overall)	Mike Minor, LHP	TB	13th Round
Ethan Hankins, RHP	CLE	1st Round (35th overall)	Matt Buschmann, RHP	SD	15th Round
Xavier Edwards, SS	SD	CBA, 38th pick	Brian Hernandez, C	SD	19th Round
Will Banfield, C	MIA	CBB, 69th pick	Casey Weathers, RHP	DET	25th Round
Connor Kaiser, SS	PIT	3rd Round	Greg Moviell, LHP	SEA	26th Round
Ryder Green, OF	NYN	3rd Round	2005		
Reid Schaller, RHP	WAS	3rd Round	Kyler Burke, OF	SD	1st Round (35th Overall)
Chandler Day, RHP	WAS	7th Round	Jensen Lewis, RHP	CLE	3rd Round
Brett Hansen, RHP	HOU	38th Round	Ryan Mullins, LHP	MIN	3rd Round
Nick Northcut, 3B	BOS	11th Round	Mike Baxter, 1B	SD	4th Round
Maddux Conger, RHP	DET	22nd Round	Jeff Sues, RHP	PIT	5th Round
Justin Wilson, RHP	RHP	23rd Round	Ryan Rote, RHP	CWS	5th Round
Alonso Jones, OF	OAK	25th Round	Brett Jacobson, RHP	ARI	11th Round
Ethan Paul, SS	PIT	26th Round	Pedro Alvarez, 3B	BOS	14th Round
Stephen Scott, OF	MIA	31st Round	Warner Jones, INF	DET	17th Round
Austin Becker, RHP	TEX	37th Round	Tony Mansolino, INF	PIT	26th Round
Kumar Rocker, RHP	COL	38th Round	Antoan Richardson, OF	SF	35th Round
Isaiah Thomas, OF	COL	39th Round	Bobby Kennedy, LHP	PHI	39th Round
2017			Kurt Lipton, OF	SF	40th Round
Kyle Wright, RHP	ATL	1st Round (5th overall)	Diallo Fon, OF	NYN	49th Round
Jeren Kendall, OF	LAD	1st Round (23rd overall)	2004		
Will Toffey, 3B	OAK	4th Round	Jeremy Sowers, LHP	CLE	1st Round (6th Overall)
Jason Delay, C	PIT	4th Round	Kyle Waldrop, RHP	MIN	1st Round (25th Overall)
Collin Snider, RHP	KC	12th Round	Cesar Nicolas, 1B/DH	ARI	5th Round
Reed Hayes, RHP	BAL	13th Round	Ryan Klosterman, SS	TOR	5th Round
Matt Ruppenthal, RHP	HOU	17th Round	Antoan Richardson, OF	ARI	13th Round
Pat DeMarco	NYN	24th Round	Jeff Sues, RHP	CLE	14th Round
Cooper Davis	OF	25th Round	David Price, LHP	LAD	19th Round
Tyler Brown, RHP	CIN	26th Round	Jonathan Douillard, C	CHC	28th Round
Jake Eder, LHP	NYM	34th Round	Ryan Davis, INF	TB	36th Round
Ro Coleman, OF	DET	34th Round	Ryan Rote, RHP	NYN	37th Round
2016			Dominic de la Osa, INF	DET	49th Round
Ian Anderson, RHP	ATL	1st Round (3rd overall)	2003		
Braxton Garrett, LHP	MIA	1st Round (7th overall)	Robert Ransom, RHP	CHC	23rd Round
Jordan Sheffield, RHP	LAD	1st Round (36th overall)	Steven Jackson, RHP	CLE	32nd Round
Ben Bowden, LHP	COL	2nd Round	Greg Del George, INF	CWS	46th Round
Bryan Reynolds, OF	SF	2nd Round	2002		
Thomas Jones, OF	MIA	3rd Round	Khalil Greene, SS	SD	1st Round (13th Overall)
Jason Delay, C	SF	11th Round	Michael Johnson, INF	SD	2nd Round
John Kilichowski, LHP	STL	11th Round	Jeff Baker, INF	COL	4th Round
Kobie Taylor, OF	TEX	15th Round	William Lamura, RHP	CWS	5th Round
Will Toffey, 3B	BAL	25th Round	Matt Henrie, RHP	ARI	7th Round
2015			Stephen Reba, RHP	COL	21st Round
Dansby Swanson, SS	ARI	1st Round (1st overall)	Jarrod Schmidt, RHP	CIN	24th Round
Carson Fulmer, RHP	CHW	1st Round (8th overall)	Ryan Childs, RHP	BAL	33rd Round
Walker Buehler, RHP	LAD	1st Round (24th overall)	2001		
Nolan Watson, RHP	KC	1st Round (33rd overall)	Josh Cram, RHP	SF	4th Round
Triston McKenzie, RHP	CLE	1st Round (42nd overall)	Patrick Boyd, OF	TEX	7th Round
Bryce Denton, 3B	STL	2nd Round	Khalil Greene, INF	CHC	14th Round
Philip Pfeifer, LHP	LAD	3rd Round	Steve Reba, RHP	OAK	16th Round
Rhett Wiseman, OF	WAS	3rd Round	Nick Glaser, RHP	PHI	35th Round
Darryl Wilson, OF	CHC	4th Round	2000		
Tyler Ferguson, RHP	TEX	6th Round	Patrick Boyd, OF	TEX	4th Round
Zander Wiel, 1B	MIN	12th Round	Ryan Mottl, RHP	CIN	6th Round
Reggie Pruitt, OF	TOR	24th Round	Scott Berney, RHP	COL	18th Round
Donny Everett, RHP	MIL	29th Round	1999		
Chandler Day, RHP	CLE	30th Round	Mike Paradis, RHP	BAL	1st Round (13th Overall)
Alonso Jones, SS	CHC	36th Round	Chris Heck, LHP	SD	5th Round
John Kilichowski, LHP	CHC	39th Round	Brian Adams, LHP	BOS	11th Round
2014			Doug Roper, INF	TOR	26th Round
Tyler Beede, RHP	SF	1st Round (14th overall)	Ryan Mottl, RHP	TEX	27th Round
Touki Toussaint, RHP	ARI	1st Round (16th overall)	Kurt Bultmann, INF	PIT	34th Round
Justus Sheffield, LHP	CLE	1st Round (31st overall)	1998		
Cody Reed, LHP	ARI	2nd Round	Matt Padgett, OF	FLA	5th Round
Adam Ravenelle, RHP	DET	4th Round	Matt White, LHP	CLE	15th Round
Dylan Cease, RHP	CHC	6th Round	1997		
Vince Conde, SS	NYN	9th Round	Matthew LeCroy, C	MIN	1st Round (50th Overall)
Jared Miller, LHP	ARI	11th Round	Gary Burnham, OF	PHI	22nd Round
Brian Miller, RHP	TB	15th Round	1996		
Will Toffey, 3B	NYN	23rd Round	Kris Benson, RHP	PIT	1st Round (First Overall)
Jeren Kendall, OF	BOS	30th Round	Billy Koch, RHP	TOR	1st Round (4th Overall)
2013			David Shepard, RHP	CIN	3rd Round
Kevin Ziemek, LHP	DET	2nd Round	Ken Vining, LHP	CWS	4th Round
Conrad Gregor, 1B	HOU	4th Round	Brian Matz, LHP	MON	8th Round
Tony Kemp, 2B	HOU	5th Round	Paul Galloway, INF	SF	14th Round
Connor Harrell, OF	DET	7th Round	Doug Livingston, INF	COL	17th Round
Spencer Navin, C	LAD	11th Round	2012		
Jordan Sheffield, RHP	BOS	13th Round	Matt Olson, 1B	OAK	1st Round (47th overall)
Mike Yastrzemski, OF	BAL	14th Round	Collin Wiles, RHP	TEX	1st Round (53rd overall)
Aubrey McCarty, INF/P	SF	35th Round	2011		
Ro Coleman, INF	CWS	40th Round	Sonny Gray, RHP	OAK	1st Round (18th overall)
2012			Tyler Beede, RHP	TOR	1st Round (21st overall)
			Kevin Comer, RHP	TOR	1st Round (57th overall)
			Grayson Garvin, LHP	TB	1st Round (59th overall)
			Aaron Esposito, 3B	BAL	3rd Round
			Jack Armstrong, RHP	HOU	3rd Round
			Corey Williams, LHP	DET	3rd Round
			Taylor Hill, RHP	MIN	3rd Round
			Mark Lamm, RHP	WAS	6th Round
			Curt Casali, C	DET	10th Round
			Shawon Dunston Jr., OF	CHC	11th Round
			John Norwood, OF	TOR	12th Round
			Navery Moore, RHP	ATL	14th Round
			Will Clineard, RHP	MIN	30th Round
			Philip Pfeifer, LHP	TEX	44th Round
			Adam Ravenelle, RHP	NYN	44th Round
			Nevin Wilson, LHP	PHI	44th Round
			Joe Loftus, OF	ARI	46th Round
2011			2010		
			Drew Hayes, RHP	CIN	11th Round
			Kevin Ziemek, LHP	ARI	13th Round
			Aaron Westlake, 1B/OF	TOR	22nd Round
			Taylor Hill, RHP	CLE	30th Round
			Russell Brewer, RHP	COL	31st Round
			Andrew Giobbi, C	SEA	32nd Round
			Joel McKeithan, SS	COL	39th Round
			Conrad Gregor, 1B/OF	CWS	40th Round
			Chase Reid, RHP	STL	41st Round
			Robert Hansen, RHP	STL	45th Round
			T.J. Pecoraro, RHP	HOU	48th Round
2009			2008		
Mike Minor, LHP	ATL	1st Round (7th Overall)	Pedro Alvarez, 3B	PIT	1st Round (2nd Overall)
Caleb Cotham, RHP	NYN	5th Round	Ryan Flaherty, SS	CHC	1st Round (41st Overall)
Nick Christiani, RHP	CIN	13th Round	Brett Jacobson, RHP	DET	4th Round
Sam Selman, LHP	LAA	14th Round	Ryan Westmoreland, OF	BOS	5th Round
Steven Liddle, OF	MIN	15th Round	Jason Esposito, SS	KC	7th Round
Drew Hayes, RHP	SEA	22nd Round	Dominic de la Osa, OF	MIN	11th Round
Regan Flaherty, INF/OF	SEA	28th Round	David Macias, OF	CHC	19th Round
Michael Yastrzemski, OF	BOS	36th Round	Shea Robin, C	HOU	20th Round
Jonathan White, OF	ARI	40th Round	Navery Moore, RHP	BOS	26th Round
2008			Sonny Gray, RHP	CHC	27th Round
			Matt Marquis, OF	BOS	28th Round
			Joe Loftus, 3B	MIN	29th Round
			Nick Christiani, RHP	CLE	32nd Round
			Jack Armstrong, RHP/1B	TEX	36th Round
			Will Clineard, RHP	LAD	37th Round
			Alex Feinberg, 2B	COL	43rd Round
			Grayson Garvin, LHP	HOU	45th Round
2007			2007		
David Price, LHP	TB	1st Round (1st Overall)	David Price, LHP	TB	1st Round (1st Overall)
Casey Weathers, RHP	COL	1st Round (8th Overall)	Casey Weathers, RHP	COL	1st Round (8th Overall)
Dominic de la Osa, INF/OF	DET	10th Round	Dominic de la Osa, INF/OF	DET	10th Round
Cody Crowell, LHP	TOR	14th Round	Cody Crowell, LHP	TOR	14th Round
Ty Davis, RHP	ARI	22nd Round	Ty Davis, RHP	ARI	22nd Round
Tyler Rhoden, RHP	CIN	22nd Round	Tyler Rhoden, RHP	CIN	22nd Round
Jonathan White, OF	MIL	24th Round	Jonathan White, OF	MIL	24th Round
Stephen Shao, LHP	COL	26th Round	Stephen Shao, LHP	COL	26th Round
Kellen St. Lucie, LHP	FLA	37th Round	Kellen St. Lucie, LHP	FLA	37th Round
Chase Reid, RHP	MIL	42nd Round	Chase Reid, RHP	MIL	42nd Round
Sean Bierman, LHP	CIN	42nd Round	Sean Bierman, LHP	CIN	42nd Round
Joey Manning, OF	PHI	47th Round	Joey Manning, OF	PHI	47th Round



ASSOC. HEAD COACH SCOTT BROWN



26 SCOTT BROWN

Pitching Coach

Seventh Season
SUNY-Cortland '00

The 2019 season is Scott Brown's seventh season as the pitching coach and fourth as associate head coach at Vanderbilt. Brown has helped the Commodores go 270-125-1 and strike out a nation-high 3,563 batters during his six seasons. During Brown's tenure, 21 Commodore pitchers have been selected in the MLB Draft, including nine in the first three rounds. Since 2013, six different Vandy pitchers have been named All-America.

Brown has helped the Dores to the NCAA Tournament six times, including four NCAA Super Regional appearances.

The Dores finished the 2018 season ranked

20th nationally with 9.4 strikeouts per nine innings. Right-hander Mason Hickman was named freshman All-America following while four Commodores heard their name called during the MLB Draft.

The 2017 season resulted in Brown's fifth first-round arm taken in the MLB Draft when the Atlanta Braves selected Kyle Wright with the fifth overall pick. The right-hander started 16 games for the Dores and went 5-6 with a 3.40 ERA. He struck out a team-high 121 in 103.1 innings pitched. He was named first-team All-SEC, joining Carson Fulmer as Commodore pitchers to nab first-team honors.

Wright teamed with sophomore Patrick Raby to give Vanderbilt one of the best tandems in the country. Raby with 10-4 with a 2.73 ERA in 16 starts. He tossed a team-high 105.1 innings. Starters Drake Fellows and Chandler Day rounded into form as the season progressed. Fellows started 10 games and pitched in 16 overall. He posted a 3-3 record with a 3.30 ERA in 62.2 innings. Day went 7-2 with a 3.78 ERA in 13 games (12 starts).

Brown's staff posted five shutouts to run the total to 35 during his tenure. The pitching staff led the SEC in hits allowed per nine innings. The group yielded only 7.47 hits per nine, sixth-best in the country.

Brown's fourth season on West End featured another first-round pick in Jordan Sheffield, his fourth with the Commodores. Sheffield headlined a young pitching staff that punched out 593 batters and walked just 211, the team's fewest since 2011. The staff also combined for nine shutouts. Junior Ben Bowden's 10 saves led the Dores and placed him fourth in a single season at Vanderbilt all-time.

Sophomore Kyle Wright blossomed in a move from the bullpen to the starting rotation, going 8-4 with a 3.09 ERA in 16 starts. Wright earned second team All-SEC honors after going 5-3 with a 1.76 ERA in his 10 league starts. Brown also developed freshman Patrick Raby into a freshman All-American and freshman All-SEC pitcher in his first season. Raby started 10 games for the Commodores, going 7-1 with a 2.61 ERA.

For the second straight season, Brown's pitching staff broke the school record for strikeouts, smashing 2014's total with 703 strikeouts as the Commodores marched back to the College World Series finals for the second straight year. For the third time under Brown, Vandy posted a team ERA under 3.00 (2.84), marking the first time in program history the team has posted three consecutive team ERAs under 3.00. The Dores' 14 shutouts led the nation and also set a program standard.

The Vanderbilt pitching staff held two first round picks in Carson Fulmer (8th overall) and Walker Buehler (24th overall) and a third-round pick in Philip Pfeifer. Fulmer matched the school record with 14 wins en route to National Pitcher of the Year honors and being named consensus first team All-America as well as SEC Pitcher of the Year. He became the fourth pitcher in league history to win the pitching triple crown, leading America's best conference in wins, ERA and strikeouts. Fulmer's career ERA of 1.99 is just the second sub-2.00 career ERA in school history, joining the legendary Jeff Peeples.

Brown developed Kyle Wright into a freshman All-American as the right-hander moved into the team's closer role at the end of the season, finishing the year with a 6-1 record and 1.23 ERA.

Brown's second Vandy pitching staff set the school record with 636 strikeouts, passing the epic 2007 pitching staff that featured David Price and Casey Weathers. The Dores' pitching staff also posted a sub-3.00 ERA for the second straight season under Brown with a 2.90 team ERA led by All-SEC pitcher Carson Fulmer, whose 1.98 ERA was the fifth-lowest in school history and lowest since 1973. Fulmer's low ERA marked the second straight season that a Commodore pitcher posted an ERA in the top 10 in school history. Fulmer also led the team with 10 saves before seamlessly transitioning to the starting rotation midway through conference play.

The staff also featured first-round pick Tyler Beede, who led the team with 116 strikeouts, and 12-game winner Walker Buehler. Buehler's 12 wins matched the third-most in a single-season by a Commodore.

Brown again developed a freshman into a freshman All-American with Hayden Stone earning the honor. Stone's freshman campaign was phenomenal with the right-hander striking out 80 in 58 innings. Brown developed one freshman pitcher into a freshman All-American in each of his first three seasons at Vanderbilt.

The Commodores' pitching staff posted one of the best years in Vanderbilt history in Brown's first season going 54-12 with 24 saves and a team ERA of 2.76 - marking the second time in three years the Dores have posted a sub-3.00 ERA. The Vandy pitching staff was dominant led by All-Americans Tyler Beede, Kevin Zimek and Brian Miller leading the way with freshman All-American Carson Fulmer playing a key role. Beede and Zimek paired up to be a force for the Commodores combining to win 25 games with Beede winning a school record 14 games. Miller became the school's all-time saves leader with a school single-season record 16 saves in 2013 to give him 21 in his first two seasons.

Brown's work with freshmen Fulmer, Buehler and Tyler Ferguson was evident as the trio improved throughout the season. Fulmer blossomed into one of the Dores' most valuable pitchers in the bullpen down the stretch. Buehler spent time in the weekend starting rotation and Ferguson started four midweek games for the squad going 3-1.

Brown joined the Commodores after nine successful seasons at St. John's as the Red

The Brown File

Personal

Full Name Scott Henderson Brown
Birthdate November 26, 1976 in Oswego, N.Y.
Hometown Liverpool, N.Y.
Family Wife: Mary; Son: Nolan; Daughters: Kelsey, Riley & Emma

Education

College SUNY-Cortland
Year Graduated '00
Degree Bachelor of Science in Physical Education
Masters of Science in Physical Education, SUNY-Cortland 2002
High School Liverpool High School ('94)

Coaching Experience

2016-present Vanderbilt Associate Head Coach
2013-15 Vanderbilt Assistant Coach
2003-12 St. John's Assistant Coach
2002-04 Sanford Mainers (NECBL) Head Coach
2000-03 SUNY-Cortland Assistant Coach
2000-01 Cortland Apples (NYCBL) Head Coach

Storm's pitching coach. During his time at St. John's, Brown oversaw remarkable progress in the Red Storm pitching staff, a group that has had 15 players sign professional contracts in eight seasons. Four pitchers (Rob Delaney, Craig Hansen, Anthony Varvaro and Scott Barnes) that Brown mentored at St. John's have played major league baseball.

Led by first-team All-Big East and second team all-region honoree Kyle Hansen, the 2011 staff tossed four shutouts, had 399 strikeouts and limited opponents to just a .261 average. Hansen, who tossed a complete-game shutout against Notre Dame, set a school-record with 107.2 innings pitched and finished with 106 strikeouts, good for sixth all-time.

The 2010 pitching staff helped the team win a school-record 43 games and racked up 455 strikeouts, second-most in school history. A third-team All-Big East selection, freshman Kyle Hansen earned freshman All-America honors from Baseball America, Louisville Slugger and the NCBWA, and was the Big East Tournament Most Outstanding Player. Three players were drafted in the MLB Draft, and alums Rob Delaney and Anthony Varvaro each made their Major League debuts.

A season after seven pitchers graduated or were drafted, a young 2009 staff that featured four freshmen ranked sixth in the Big East with 328 strikeouts. Brown also had two of his alums, Rob Delaney and Anthony Varvaro, added to MLB 40-man rosters.

Brown helped lead the 2008 pitching staff to a 3.78 ERA, which ranked first in the Big East and ninth in the country, and gave the Red Storm staff an ERA that ranked in the top 10 nationally for the third straight season. Lefty George Brown was a second-team All-American, Big East Pitcher of the Year and a first team all-conference selection, while Scott Barnes (first team) and Colin Lynch (second team) also earned all-conference honors. Five players were also selected in the MLB Draft, as Barnes (8th round), Justin Gutsie (14th), Jared Yecker (22nd), Brown (27th) and Lynch (40th) all signed professional contracts.

The 2007 staff posted a 3.48 ERA, which ranked 10th in the country and second in the Big East, and two pitchers earned All-Big East recognition as southpaw Scott Barnes was named to the first team and lefty George Brown earned third-team honors.

In his third season at St. John's, Brown guided the 2006 pitching staff to an ERA (3.21) that ranked fifth in the country.

The 2005 Red Storm staff had a combined 3.38 ERA and set a school record with a conference-leading 499 strikeouts. Craig Hansen and Anthony Varvaro each earned All-America honors, while Hansen was named Big East Pitcher of the Year. Four pitchers went on to sign professional contracts. Hansen went on to become the first player in Red Sox history to make his major league debut the same year he was drafted.

In 2004, his first season at St. John's, Brown guided the Red Storm pitching staff to a 3.86 ERA, which ranked second in the Big East and was nearly a run-and-a-half better than the previous season.

From 2002-04, Brown served as the head coach of the Sanford Mainers of the New England Collegiate Baseball League, one of the top summer wooden-bat leagues in the nation. Brown was named the league's manager of the year.

Brown came to St. John's from the State University of New York at Cortland, where he served four years as an assistant coach.

Brown first entered the coaching ranks after a stellar three-year pitching career at Cortland. A second team All-American in 1999 after going 9-1 with a 2.03 ERA, Brown racked up 19 career victories at Cortland, a mark that tied for fifth-most in school history.

Brown and his wife Mary have one son, Nolan, twin daughters, Kelsey and Riley, and daughter Emma.



Coach Brown with wife Mary, son Nolan, twin daughters Kelsey and Riley, and daughter Emma.

ASSISTANT COACH MIKE BAXTER



24 MIKE BAXTER
Hitting Coach/Recruiting Coordinator
Second Season
Vanderbilt '05

Mike Baxter is in his second season as hitting coach and recruiting coordinator for the Commodores.

During his first season, Vanderbilt made a run to the NCAA Super Regionals, hosting the event for the first time since 2014. The Commodores won 10 of their final 14 games and capped the season inside the top 25 in all six polls.

Offensively, the team swatted 67 home runs (23rd nationally) and stole 101 bases, finishing atop the SEC for the third time in six seasons. With Baxter's guidance, three offensive players were named Collegiate Baseball Freshman All-America.

As recruiting coordinator, Baxter helped the Commodores bring in the nation's No. 2-ranked class, according to Baseball America. The unit featured six players on the 2018 BA500, which ranks the best 500 players in the draft class. The 14-member class hailed from 10 different states.

Baxter joined Vanderbilt after a 12-year professional baseball career that included playing in the big leagues for four organizations over parts of six seasons. Baxter made his major league debut with the San Diego Padres in 2010, and also played for the New York Mets (2011-13), Los Angeles Dodgers (2014) and Chicago Cubs (2015).

Immediately following his playing career, Baxter was hired by the Toronto Blue Jays organization as a special assistant for the 2016 season.

He was drafted by San Diego in the fourth round of the 2005 MLB Draft following a successful two-year career for the Commodores. Baxter put together a huge season in 2005 when he led the team with a .374 average, 79 hits, 48 RBI, 16 doubles, nine home runs, three triples and 30 walks. He was awarded the Jeff Peeples Most Valuable Teammate award. Baxter was named to the All-SEC Academic team in 2004 and 2005.

Baxter graduated from Vanderbilt with a bachelor of arts degree in human and organizational development from the Peabody College. Baxter resides in Green Hills with his wife, Diana, and their two children, Will and Annie.

The Baxter File

Personal

Full Name Mike Joseph Baxter
Birthdate December 7, 1984 in White Stone, N.Y.
Hometown White Stone, N.Y.
Family Wife: Diana; Son: Will; Daughter: Annie

Education

College Vanderbilt
Year Graduated 2005
Degree Bachelor of Arts in Human and Organizational Development
High School Archbishop Molloy High School (2002)

Coaching Experience

2017-present Vanderbilt Assistant Coach
2016-17 Toronto Blue Jays Special Assistant



Coach David Baxter with his wife, Diana, son, Will, and daughter, Annie.

Vanderbilt making an impact in MLB front offices

Vanderbilt has infused Major League Baseball organizations with dozens of players during the Tim Lincecum era. The Commodores are now starting to have an impact in MLB front offices.

Vandy boasts its largest contingent in the majors with the Cleveland Indians who employ six former Commodores. The group is led by former Commodore catcher Carter Hawkins (2003-07) who serves as assistant general manager.

Hawkins is joined by Matt Kata (1997-99) who serves in a baseball operations capacity as well as David Wallace (1999-01) who serves as a special assistant. Former Vanderbilt third baseman Tony Mansolino was promoted to manager of Class AAA Columbus in January. Jason Esposito (2009-11) works as a minor league hitting coach. Former Vandy volunteer coach Larry Day works in baseball operations for the Indians' Arizona complex.

A pair of Vanderbilt products work within the Toronto Blue Jays' system including Gil Kim (2003-05) who was hired as director of player development in 2016. Matt Buschmann (2003-06) was hired as the Jays' bullpen coach in November.

Additionally, current Vanderbilt director of player development, Brandon Barak, spent three seasons working in the Blue Jays' scouting department as a minor league video coordinator and current assistant coach Mike Baxter was a special assistant with Toronto during the 2016 season.

Former student-athlete David Macias (2006-08) moved into a role with the Chicago Cubs after retiring from playing and later become the coordinator of international player programs for the Seattle Mariners. Macias currently serves as a volunteer assistant coach with the Commodores.

On the field, Commodore standout Joey Cora (1983-85) serves as third base coach for the Pittsburgh Pirates. Cora's former teammate Greg Smith (1985-88) works as a special assistant for the organization.

Four Commodores call Cincinnati home including Derek Johnson who was hired as the Reds' pitching coach in November and served in the same capacity at Vanderbilt from 2002-12. He's joined by assistant pitching coach Caleb Cotham (2008-09), Nick Christiani (2006-09), who serves as a scout, and baseball operations intern Will Hinson.

Within the MLB ranks, Josh Paul (1994-96) serves as bench coach for the Los Angeles Angels. Elsewhere in the AL West, Cesar Nicolas (2001-04) works in player development for the Seattle Mariners.

Jeremy Sowers (2002-04), who produced a decorated career in black and gold, works within baseball operations for the Tampa Bay Rays as does former video intern Brad Ballew who is a baseball development assistant. Former Commodore video coordinator David Schnabel is continuing to make a visual impact with the New York Yankees. Former student-athlete Mike Wagner is also with the Yankees as a national crosschecker.

Antoan Richardson (2004-05) was recently hired as the San Francisco Giants' minor league field coordinator. Former Vandy intern Anthony Aloisi is an area scout for the Oakland Athletics. Last June, former Commodore hitting coach and recruiting coordinator D.J. Svihlik was named the Miami Marlins director of amateur scouting.

Three more Commodores work in scouting including Mike Calitri who is an advance scouting manager for the Philadelphia Phillies. Charlie Sullivan (1991) is a longtime amateur scout for the Brewers and Drew Hedman is a pro scout for the Arizona Diamondbacks.



COMMODORE STAFF



1 DAVID MACIAS Volunteer Assistant Coach

*Second Season
Vanderbilt '08*

David Macias is in his second season as Vanderbilt's volunteer assistant coach.

During 2018, the Commodores run of 10 of 14 wins to close the season, highlighted by three straight at the NCAA Clemson Regional to capture the event for the second-consecutive season. With the result, Vandy went on to host the NCAA Super

Regionals for the first time since 2014.

The Black and Gold set a program record and ranked fifth nationally with a .981 fielding percentage. With 101 stolen bases, Vandy finished atop the SEC for the third time in six seasons. The team's 67 home runs also ranked 23rd nationally.

Macias rejoined the Commodores' staff after previously serving as Corbin's strength coach in 2014 when the Dores won the national championship, and volunteer assistant in 2015 when Vanderbilt returned to the College World Series finals.

Prior to rejoining Corbin's staff, Macias was with the Seattle Mariners organization as a minor league manager. He took over as skipper of the Single-A Clinton LumberKings midway through the 2017 Midwest League season. He had been serving as the Mariners player and staff systems coordinator before taking over managerial duties. In 2016, he was the team's coordinator of international player programs.

The former Commodore outfielder played four seasons in professional baseball (2008-11), all in the Chicago Cubs' organization. He was drafted by Chicago in the 19th round of the 2008 MLB Draft.

Macias played at Vanderbilt from 2005-08. During his senior season, he was named first team All-SEC and second team All-South Region/All-District 3, and garnered the Jeff Peeples Most Valuable Teammate award. His 96 hits during the campaign are tied for fifth-most on Vanderbilt's single-season list. Macias is also among Vanderbilt's all-time leaders in at-bats (9th, 784) and hits (10th, 255).

Macias graduated from Vanderbilt with a bachelor's degree in Sociology. He resides in Nashville with his wife, Pam, and newborn son, Manny.

The Macias File

Personal

Full NameDavid Gustavo Macias
Birthdate..... March 7, 1986 in Houston, Texas
HometownThe Woodlands, Texas
Family.....Wife: Pam

Education

CollegeVanderbilt
Year Graduated 2008
Degree Bachelor of Science in Sociology
High School The Woodlands High School (2004)

Coaching Experience

2017- present.....Vanderbilt Volunteer Assistant Coach
2017..... Clinton LumberKings Manager
2015.....Vanderbilt Volunteer Assistant Coach
2014.....Vanderbilt Strength Coach



Coach David Macias with his wife Pam and newborn son Manny.

COMMODORE STAFF



CHRIS HAM

Director of Sport Performance

*12th Season
Illinois '05*

Chris Ham is in his 12th season at Vanderbilt and his third as the Commodores' director of sport performance.

He spent the previous seven seasons at Vanderbilt serving as the team's athletic trainer and now oversees all aspects of the team's physical well-being - including nutrition, conditioning, strength training

and overall health.

Prior to Vanderbilt, Ham worked at Belmont while pursuing his master's degree, working with the baseball team and cheerleaders. He served as a student trainer at his alma mater, Illinois, working with the baseball and soccer teams until his graduation. Ham has a bachelor of science degree in kinesiology from Illinois and a master's degree in sports administration from Belmont.

He and his wife, Stephanie, reside in Nashville with their daughter, Eloise, and son, Teddy.



BROOKS WEBB

Director of Baseball Operations

*Third Season
Birmingham Southern '11*

Brooks Webb took over the Commodores' director of operations position in 2017 after spending four years with USA Baseball.

While with Team USA, he led the 15U National Team to two gold medals internationally, including the 15U program's first-ever gold medal in 2013 at the Pan American Championships in Barranquilla, Colombia.

As general manager, Webb helped develop 13 players drafted in the top three rounds of the 2016-2018 MLB Draft, including back to back No. 1 overall picks from the 15U National Team (Mickey Moniak and Royce Lewis), another first for the youth program.

He was promoted to senior director, baseball operations for the national governing body in 2015. Under his guidance, he led the selection and programming of the Team USA 15U National Team Program and 14U National Team Development Program. He also led the recruiting and operational efforts for USA Baseball's largest identification event, the 14U, 15U, 17U National Team Championships.

Webb pitched at Birmingham-Southern College, where he helped the Panthers win three conference titles.

He and his wife Lauren live in Nashville.



TRACY CAMPBELL

Athletic Trainer

*Fifth Season
James Madison '08*


Tracy Campbell is in her fifth season with the baseball team after moving over from the Vanderbilt football staff in 2015.

She joined Vanderbilt in 2008 as a graduate assistant while completing her master's in sports administration at Belmont. In 2010, she joined the Commodores full time, working with the football and men's tennis

teams before moving over to football only in 2012.

While at James Madison, she worked with the football team, men's and women's swimming and diving, softball and baseball.

Campbell is originally from Gate City, Virginia, and enjoys doing pottery during the offseason. She is certified in performance enhancement and corrective exercise specialist through the National Academy of Sports Medicine.



KEVIN COLLINS

Equipment Manager

*First Season
Purdue '15*


Kevin Collins is in his first year as the equipment manager for the Commodores baseball team after spending the previous three years as an assistant equipment manager at Miami.

While at Miami, Collins assisted in practice and gameday operations of Mark Light Field and managed the ordering, issuing and main-

taining of equipment apparel for the baseball program among other tasks.

Collins also oversaw the day-to-day operations of 10 varsity Olympic sports for the Hurricanes where he also prepared budgets, negotiated with vendors and coordinated with coaches on equipment needs.

Collins graduated from Purdue in 2015 with a degree in public relations and strategic communication.



BRANDON BARAK

Director of Player Development

*Fourth Season
Illinois '12*

Brandon Barak is in his fourth year at Vanderbilt and first as the Commodores' director of player development.

Barak spent three years working in the Toronto Blue Jays scouting department as a minor league video coordinator. He also worked for Baseball Info Solutions as a MLB video scout during the 2012 season.

Barak graduated from Illinois in 2012 with a degree in sport management and worked with the Illini's women's basketball team for four years.



JOSH RUCHOTZKE

Video Coordinator

*Sixth Season
Vanderbilt '17*

Josh Ruchotzke is in his sixth year with the program and first as video coordinator with the Vanderbilt baseball program.

Ruchotzke served as a student assistant from 2013 to 2017 with the Commodores and most recently served as a graduate assistant.


His previous roles included assisting on the field in training, putting together scout-

ing reports, running TrackMan Software and data entry/analysis.

Ruchotzke graduated from Vanderbilt in 2017 with a degree in human and organizational development. He received his master's in sports management from Georgetown in 2018.



THE COMMODORES



Junior - OF
6' 3" 205 lbs.
Bats/Throws: L/L
Panama City Beach, Fla.
A. Crawford Mosley HS

JJ
Bleday
51

2016-17 First-Year SEC Academic Honor Roll

2017-18 SEC Academic Honor Roll

2019 Preseason All-American (BA, D1)

	AVG	G/GS	HR	RBI	E
2017	.256	51/48	2	22	4
2018	.368	39/35	4	15	0
CAREER	.306	90/83	6	37	4

Career Game Highs

Hits: 3, 5x, last at Tennessee (5/13/18)
 Runs: 2, 7x, last at Clemson (6/3/18)
 RBI: 3, 2x, last vs. Saint Mary's (3/10/17)
 Walks: 5, vs. Middle Tennessee (5/15/18)
 HRs: 1, 6x, last vs. Mississippi State (6/9/18)
 Strikeouts: 2, 8x, last vs. Kentucky (5/17/18)
 Stolen Bases: 1, 2x, last vs. Clemson (6/2/18)



QUOTING CORBIN ★ JJ had a prominent role on our team as a sophomore and I thought he really started to reveal his abilities as a player at the end of last year. He played regularly in right field and became a very consistent offensive piece in our lineup. He was able to challenge some of the better SEC arms and became one of the stronger hitters in the league. Although he battled injury for a portion of the conference schedule, he came back and succeeded in big moments. JJ is serious, tough, deliberate and a winner...he is fun to coach. Very low-maintenance young man.

2018 ★ Led Vanderbilt with a .368 average, .511 slugging percentage and .494 on-base percentage... Ended the season riding a 28-game reached base streak and 10-game hitting streak... Recorded at least one hit in 32 of his 39 games and reached base in 38 of his 39 games... Missed 22 games (March 30-May 6) due to an oblique injury... Batted .385 (5-for-13) while scoring two runs and driving in another against Mississippi State at the NCAA Nashville Super Regional... Belted the game-winning walk-off home run against the Bulldogs for a 4-3 victory on June 9... Finished tied for third on the team with 31 walks... Produced three hits in consecutive games at Tennessee on May 12-13... Recorded 14 multi-hit performances across 39 games and 35 starts... Posted a .372 average (16-for-43) with two outs and batted .310 (22-for-71) with runners on base... Batted .391 (18-for-46) with seven runs and five RBIs across 12 SEC games... Matched a program record with five walks on May 15 against Middle Tennessee... Drew multiple walks in seven different games including three in consecutive outings against Tennessee Tech (May 8) and Tennessee (May 11)... Swatted four home runs including three in an eight-game span (Feb. 23-March 4)... **SUMMER BALL** ★ Member of the 2018 Cape Cod Baseball League Year-End All-League Team and was tabbed the McNeece Outstanding Pro Prospect Award as selected by the Major League Baseball scouts... Batted .311 across 36 games – ranking 10th in the CCBL – and finished third in the league in runs (29), fourth in triples (2) and sixth in hits (46) while playing for the Orleans Firebirds.

2017 ★ Started 48 games and made 51 appearances as a freshman in 2017... Racked up 56 total bases and drove in 22 RBIs while batting .256... Scored twice and singled three times in win over Clemson 6/5 at Clemson Regional... Singled and scored in win over St. John's 6/2 in Clemson Regional opener... Walked twice and scored a run in SEC Tournament loss to South Carolina 5/23... Scored two runs and drove in another with two hits in win over Middle Tennessee 5/16... Doubled in four at-bats in loss at Arkansas 5/12... Singled in win over Missouri 5/7... Knocked in a run and went 1-for-2 with a run scored in win over Austin Peay 5/2 with two walks, hits in nine of last 11 games... Singled in win over Tennessee 4/28, hits in eight of his last nine games... Recorded his fourth two-hit game in a row with two singles at Georgia 4/21... Singled twice at Middle Tennessee 4/18 to record his third straight two-hit game... Posted third two-hit game in last four in loss to Florida 4/15 driving in a run... Scored two runs with a pair of singles in loss to Florida 4/13... Singled for fourth time in his last five games in loss to Tennessee Tech 4/11... Singled twice in loss at South Carolina 4/8... Walked twice in win vs. UT Martin, going 1-for-3 with a run and RBI... Hit his second homer of the season with a two-run shot at Ole Miss 3/19 as part of two-hit game... Drove in three runs going 1-for-3 in win over Saint Mary's 3/10... Walked and singled for the second straight game in win over Central Arkansas 3/7... Scored two runs and drove one in win over CSUN 3/5... Hit his first career home run in win over SE Louisiana 3/1, a solo homer that put VU in the lead... Posted his second multi-hit game in his last three with a pair of hits in win over SE Louisiana 2/28, including his fifth double of the year... Drove in a career-best three runs with three hits, including two doubles, in win over UIC 2/25... Tied the game in the eighth inning with a two-run double against UIC 2/24... Drove in a pair of runs with a double in win at San Diego 2/19... Drew three walks, drove in a run and scored in team's first win of the year at San Diego 2/17... **SUMMER BALL** ★ Played in 24 games for the Newport Gulls in the New England Collegiate Baseball League... Hit .232 with 12 RBIs and a pair of home runs in 69 at-bats.


HIGH SCHOOL ★ Tabbed a third team All-American by Rawlings-Perfect Game... Lettered four years in baseball, two years in golf and two in swimming... Holds six swimming school records at previous high school (Titusville HS) in Pennsylvania... Won back-to-back region championships in 2013-14 at Titusville HS before winning two region and district titles at A. Crawford Mosley HS in 2015-16... Earned first team All-State honors in 2015-16 in the state of Florida... Played high school and/or summer ball with Alex Kirilloff (Minnesota Twins), Austin Bodrato (Santa Fe College), Coy Cronk (Indiana football) and Bill Chillari (Duke)... Drafted in the 39th round of 2016 MLB Draft by San Diego.

ACADEMICS ★ Bleday is majoring in environmental sociology.

PERSONAL ★ Jeffrey Joseph Bleday... Born 11/10/97 in Danville, Pennsylvania... Son of Raymond and Kathy Bleday... Has two sisters, Jennifer and Amy, and one brother, Adam, who pitched at Penn and was drafted in the 27th round of the MLB Draft by the Houston Astros... Cousin Alec Bleday ran track at Penn and cousin John Bleday ran track at Dartmouth... Nickname is J squared... Favorites include: Robinson Cano (player), Pittsburgh Pirates (team), Tommy Boy and Anchorman (movies), The Office (TV show), Johnny Depp (actor), chicken parmesan (meal), Mumford & Sons (band), Captain Crunch (late night snack)... Says he'd be a lawyer if not an athlete... Names Johnny Depp as the actor to play him in a movie... Uses relaxed as the one word to describe himself... Roommates with Philip Clarke, Cooper Davis and Ethan Paul... Lists playing baseball with his brother as a freshman as his most memorable athletic moment... Recipient of Nathan Craig Memorial Fund... Chose Vanderbilt for the "great academics, great baseball program and Coach Corbin."



THE COMMODORES



Sophomore - RHP
6' 4" 233 lbs.
Bats/Throws: R/R
Ashland, Ohio
Olentangy Orange HS

Tyler
Brown
21

	W-L	ERA	G/GS	BB	K
2018	1-5	6.03	20/2	11	41
CAREER	1-5	6.03	20/2	11	41

Career Game Highs

Innings Pitched: 5.0, vs. Texas A&M (5/22/18)
 Strikeouts: 6, 2x, last at Mississippi State (3/18/18)
 Hits Allowed: 6, at Florida (3/31/18)
 Walks Allowed: 3, vs. Mississippi State (6/10/18)
 Runs Allowed: 6, at Florida (3/31/18)



QUOTING CORBIN ★ *Tyler is strong, fearless and competitive. He has worked through several hurdles in his young life that will only enhance his ability to succeed at this level. He is a survivor in every way. He saw a lot of time in a relief role as a freshman and we were happy with the way that he approached big moments. I like the way he attacks the strike zone. He has continued to grow personally and athletically, and he could find himself in a starter role at some point.*

2018 ★ Finished tied for third among Vanderbilt pitchers with 20 appearances... Posted a 1-5 record and 6.03 ERA in 37.1 innings... Made his first collegiate start on May 15 against Middle Tennessee and first postseason start on May 22 against Texas A&M at the SEC Tournament... Struck out at least one batter in 16 outings including a season-high six on Feb. 25 against UMass-Lowell and March 18 at Mississippi State... Did not permit a walk in 11 appearances and walked one or fewer in 19 of 20 outings... Secured his first collegiate save on March 9 at UCLA, limiting the Bruins to three hits while striking out four in two scoreless frames... Tossed four scoreless innings at Mississippi State on March 18 to pick up his second save... Threw two hitless innings in Vandy's 19-6 victory at Clemson on June 3... Did not allow a home run over his last 13 outings (22.2 innings)... Held Texas A&M to five hits and two runs (one earned) while striking out four at the SEC Tournament... Converted his third save without permitting a base runner on April 7 against Georgia... Threw 50-plus pitches five times including a season-high 75 against the Aggies on May 22.

HIGH SCHOOL ★ Lettered in baseball four years at Olentangy Orange High School under coach Phil Callaghan... helped the Pioneers to its first Ohio State Baseball Tournament appearance in school history as a senior... During senior season was named first team All-Ohio and first team All-Conference... As a junior was named second team All-Ohio and first team All-Conference... As a sophomore was named All-Conference... As a freshman was named All-Conference... Played summer ball for the Midland Redskins who won the 2017 Connie Mack World Series... Drafted by the Cincinnati Reds in the 26th round of the 2017 MLB Draft.

ACADEMICS ★ Brown is undecided on a major.

PERSONAL ★ Tyler David Brown... Born 10/2/98 in Mansfield, Ohio... Son of the late Cindy Brown... Favorites include: Nolan Ryan (player), Wrestling (other sport), Never Back Down (movie), Sons of Anarchy (tv show), Nicolas Cage (actor), Pizza (meal), Country/ Hank Williams, Jr. (music/singer/band), and Peanut Butter (late night snack)... Says if he wasn't playing baseball he would be a farmer... Names Seth Rogan as the actor to play him in a movie... Uses Determined as one word to describe himself... Roommates with Chase Casali, Hugh Fisher and Patrick Raby... Lists the last game he played in front of his mom as his most memorable athletic moment... Chose Vanderbilt "because it's a family feeling you get here and it will make me a better person."

THE COMMODORES



QUOTING CORBIN ★ *Phil contributed quite a bit as a freshman and we were pleased with his maturity at the plate. He settled into our lineup quickly as a consistent designated hitter. His catching abilities have improved greatly over the course of the summer and fall. He will definitely have opportunities in a catching role coming into the season. Phil has a high care level academically and athletically, and we are looking forward to watching him help our team in a big way.*

2018 ★ Named a Collegiate Baseball Freshman All-American after leading Vanderbilt with 16 doubles in 58 appearances and 49 starts... Batted .294 and finished third on the team with 18 multi-hit games... Finished second on the squad with for hits (35) and batting average (.302) in SEC play... Was second in overall games with 20 two-out RBIs... Made 36 starts at designated hitter and 13 starts at catcher... Registered three RBIs in three of his first four appearances including as many during his collegiate debut against No. 25 Duke on Feb. 16... Reached base five times including drawing a season-high four walks on Feb. 23 against UMass-Lowell... Struck six home runs on the season including two at Clemson on June 3... Logged five three-hit outings including June 3 at Clemson as part of a 3-for-6 performance... Named to the 2018 NCAA Clemson Regional All-Tournament Team after batting .385 (5-for-13) with three RBIs, two home runs, two runs and two walks... Reached base in 26 of his final 30 games... Logged two doubles and went 2-for-4 with two runs and three RBIs against Ole Miss on April 15... Finished 3-for-5 with three RBIs and two doubles against Kentucky on May 17... Struck his first collegiate home run against Presbyterian on Feb. 21 as part of a 1-for-3 outing with three RBIs... Logged a hit in seven of his first eight games including driving in six runs on Opening Weekend against Duke... **SUMMER BALL** ★ Appeared in 27 games for the Orleans Firebirds of the Cape Cod League... Batted .232 with 11 RBIs while scoring eight runs and adding one home run.

HIGH SCHOOL ★ Lettered four years at Christ Presbyterian Academy under coach Larry Nesbitt... Helped lead the Lions to a runner-up finish in the Tennessee State Tournament, and District, Sectional, and Regional Championship, and team won a school-record 35 games as a senior... During senior season was named The Tennessean Baseball Player of the Year, 2017 Tennessee Class AA Mr. Baseball, and team captain... Helped Lions to a runner-up finish in the Tennessee State Tournament and Sectional Championship as a junior... During junior season was named a Perfect Game All-American... Helped lead the Lions to a Tennessee State Championship, and District, Sectional, and Regional Championship as a sophomore... Helped lead the Lions to the Tennessee State Tournament, and District, Regional, and Sectional Championship as a freshman... Also lettered two years in football and helped the Lions to a 2015 TSSAA State Championship... Was a member of Team Tennessee that won the 2016 Junior Sunbelt National Championship with Vanderbilt teammate Mason Hickman... Played summer baseball for the Dirtbags that won the 2016 WWBA Jupiter World Championship... Played high school baseball and/or summer ball with Vanderbilt teammates Zach King and Mason Hickman.

ACADEMICS ★ Clarke is majoring in psychology.

PERSONAL ★ Philip Andrew Clarke... Born 3/24/98 in Atlanta, Georgia... Son of Jay and Jill Clarke... Has two siblings, Jim and Jessica... Nickname is Clarkey... Favorites include: Yoan Moncada (player), Atlanta Braves (team), Derek Carr (pro athlete -- non baseball player), Basketball (other sport), MLB The Show (video game), Shawshank Redemption, Warrior, Step Brothers (movie), The Office, Last Chance U, Narcos (tv show), Tom Hardy (actor), Mac and Cheese (meal), Russ (music/singer/band), Uncrustables (late night snack), and Connecticut (vacation spot)... Says if he wasn't playing baseball he would be an Astronaut... Names Michael Cera as the actor to play him in a movie... Uses Passionate as one word to describe himself... Roommates with JJ Bleday, Cooper Davis and Ethan Paul... Lists Winning two State Championships in one year as his most memorable athletic moment... Chose Vanderbilt "because of the education, baseball program, and I wanted to stay in Nashville."



Sophomore - C
5' 11" 190 lbs.
Bats/Throws: L/R
Franklin, Tenn.
Christ Presbyterian Academy

Phillip Clarke
5

2017-18 First-Year SEC Academic Honor Roll

2018 Freshman All-American (CB)

2018 NCAA Clemson Regional All-Tournament Team

	AVG	G/GS	HR	RBI	E
2018	.294	58/49	6	36	0
CAREER	.294	58/49	6	36	0


Career Game Highs

Hits: 3, 5x, last at Clemson (6/3/18)
 Runs: 2, 4x, last at Clemson (6/3/18)
 RBI: 3, 6x, last vs. Kentucky (5/17/18)
 Walks: 4, vs. UMass-Lowell (2/23/18)
 HRs: 2, vs. Clemson (6/3/18)
 Strikeouts: 2, 8x, last vs. Mississippi St. (6/10/18)
 Stolen Bases: 2, vs. UMass-Lowell (2/25/18)





THE COMMODORES




Sophomore - OF
5' 10" 185 lbs.
Bats/Throws: L/R
Mississauga, Ontario
St. Aloysius Gonzaga

Cooper
Davis
3

	AVG	G/GS	HR	RBI	E
2018	.182	9/3	0	4	0
CAREER	.182	9/3	0	4	0

Career Game Highs

Hits: 1, 2x, last vs. Georgia (4/7/18)
 Runs: 1, 3x, last vs. Georgia (4/7/18)
 RBI: 1, 4x, last vs. Ole Miss (4/13/18)
 Walks: 1, 2x, last vs. Georgia (4/5/18)
 HRs: None
 Strikeouts: 1, vs. Georgia (4/7/18)
 Stolen Bases: 1, vs. Georgia (4/7/18)



QUOTING CORBIN ★ *Coop is unique to our program in that he is the first Canadian born player to attend Vanderbilt. While he did not see much playing time over the course of his freshman spring. He was inserted into a few games towards the end of the conference schedule and he fared well. He made a big commitment to his physicality over the summer and we have seen big strides in his game since he returned. He is looking to impact our team this year in the outfield and at the plate. Coop is a positive and aggressive kid that loves to compete within the white lines. Love coaching him.*

2018 ★ Appeared in nine games including three starts before suffering a season-ending injury... Batted .182 (2-for-11) while scoring three runs as a reserve outfielder... Recorded his first collegiate hit, run and RBI on Feb. 21 while going 1-for-2 against Presbyterian... Drew his first walk, coming with the bases loaded on Feb. 23 against UMass-Lowell... Garnered his first start on April 5 against Georgia, drawing a bases-loaded walk... Went 1-for-3 with a run and stolen base against Georgia on April 7... Added an RBI and went 0-for-1 against Ole Miss on April 13... Struck out just once in 11 plate appearances... Played the outfield in six of his nine appearances.

HIGH SCHOOL ★ Lettered four years at St. Aloysius Gonzaga under coach Jason Eagles... during senior season was named Perfect Game Canada/Puerto Rico Region High School Senior first team, played for the Canadian Jr. National U18 Team in 2017... During junior season was named Perfect Game 2016 Underclass first team, played for the Canadian Jr. National U18 Team in 2016, played for the AABC Mickey Mantle Northeast Regional Champion Ontario Blue Jays... During sophomore season helped the Bulldogs to a Regional High School Baseball Championship, played for the Canadian Jr. National U18 Team in 2015, played for the AABC Mickey Mantle Northeast Regional Champion Ontario Blue Jays... During freshman season helped the Bulldogs to a Regional High School Baseball Championship, named Mississauga North Baseball Player of the Year, played for the Canadian National U15 AAA Baseball Champion Mississauga North Tigers and was named Canadian National U15 Championship MVP... Played for the Toronto Blue Jays Tournament 12 team from 2013-2016 becoming only one of two players in Canada to be selected to play all four years... Also played hockey and track in High School... Played high school baseball and/or summer ball with Josh Naylor (1st round, 2015, Miami), Andy Yerzy (2nd round, 2015, Arizona), Jordan Balazovic (5th round, 2016, Minnesota), Landon Leach (2nd round, 2017, Minnesota), and Tristan Pompey (Kentucky)... Drafted by the Toronto Blue Jays in the 25th round of the 2017 MLB Draft.

ACADEMICS ★ Davis is undecided on a major.

PERSONAL ★ Cooper Arthur Davis... Born 5/7/99 in Toronto, Ontario... Son of Ted and Shelley Davis... Has two siblings, Sam and Jake... Nickname is Coop... Favorites include: Salvador Perez (player), Toronto Blue Jays (team), Stephen Curry (pro athlete -- non baseball player), Basketball (other sport), MLB The Show, Flight Simulator (video game), Step Brothers (movie), Family Guy, The Office, Cosmos (tv show), Will Ferrell, Kevin Hart (actor), Sharma with Chicken on the Rocks (meal), Drake (music/singer/band), PB&J with Chocolate Milk (late night snack), and Barbados (vacation spot)... Says if he wasn't playing baseball he would be a Pilot... Names Matthew McConaughey as the actor to play him in a movie... Uses Relentless as one word to describe himself... Roommates with JJ Bleday, Philip Clarke and Ethan Paul... Lists hitting a home run against Cuba's pitching ace in the World U18 Tournament in Japan and getting a Twitter reply from David Price when I committed to Vanderbilt in 2015 as his most memorable athletic moment... Chose Vanderbilt "because it had been my dream destination to continue my baseball and academic journey at the next level from the time I thought I might be able to get there. While I had other opportunities, getting the offer from Vanderbilt was a slam dunk."

THE COMMODORES




QUOTING CORBIN ★ *Pat continues to be an old soul when it comes to how he plays the game. He's a throwback...one gear, one speed and enjoys doing so...which is tough to find. As a freshman, he immediately impacted our lineup and was an everyday player in our outfield. He has the ability to play all three outfield positions. He runs solid routes, catches the ball and he may have most accurate arm on team. He had a very solid summer in the Cape, and since the day he stepped back on campus he has been on a mission to improve upon his early success.*

2018 ★ Named a Collegiate Baseball Freshman All-American after leading the Commodores with 48 runs and 116 total bases... Finished second on the squad in multi-hit games (19) and multi-RBI games (13)... Batted .277 and was one of two players (Ethan Paul) to start all 62 games... Struck two home runs and drove in three runs while batting .385 (5-for-13) at the NCAA Nashville Super Regional... Finished the season on a season-high 14-game reached-base streak... Paced the Does with 23 RBIs and was second with seven home runs in 30 SEC starts while hitting .263... Swatted five home runs over the final 12 games... Batted .615 (8-for-13) with five runs scored on Opening Weekend against Duke... Hit .636 (7-for-11) while plating six runs in three games against South Carolina... Set a season high with four RBIs as part of a 2-for-5 performance against Houston at Minute Maid Park on March 4... Registered a hit in 11 of his final 14 games including belting a three-run home run against Kentucky on March 19... Struck his first collegiate home run as part of a 2-for-4 performance against Indiana State on Feb. 28... Reached base four times including drawing a pair of walks and scoring three runs against Austin Peay on Feb. 27... In 34 games at Hawkins Field, batted .336 with a team-leading 10 home runs... Was one of five Commodores with double-digit stolen bases, swiping 10 bags in 13 attempts... Batted .306 (37-for-121) with runners on base and .357 (20-for-56) as the leadoff batter... Logged an RBI in four-straight games between April 6-13... **SUMMER BALL** ★ Appeared in 40 games for the Orleans Firebirds of the Cape Cod League... Batted .265 with two home runs, nine walks, 10 stolen bases, 14 RBIs and 23 runs... Produced four hits on two occasions... Scored three runs in his summer ball debut as part of a 4-for-5 performance and 9-8 win against Chatham on Aug. 2.

HIGH SCHOOL ★ Lettered five years in baseball -- three at Brooklyn's Poly Prep and two at Georgia's Winder-Barrow High School under coach Brian Smith... Helped the Bulldogs to the Georgia State Playoffs and Sweet Sixteen as a senior... During senior season was named Perfect Game Southeast Region All High School Senior first team, and team captain... Helped the Bulldogs to the Georgia State Playoffs and Sweet Sixteen and Elite Eight appearances as a junior... during junior season was named an All-American and Georgia Player of the Year... Also helped the Bulldogs to NHSI 3rd place finish... Helped Poly Prep to the New York State Association Quarterfinals as a sophomore... During sophomore season was named NYC/Long Island 12 Team and All-Brooklyn Baseball first team... Helped Poly Prep to a New York State Baseball Championship as a freshman... Played for Team Elite Prime in the summer and took second place at the Perfect Game World Series... Played high school baseball and/or summer ball with Nick Storz (LSU), Beau Hanna (12th round, 2017, Boston), Will Hardigree (USC Upstate), Trent Maddox (Augusta), Casey Thurmond (Georgia Highlands JC), Daniel Buice (Lawson CC) and Skylor Murphy (Young Harris College)... Drafted by the New York Yankees in the 24th round of the 2017 MLB Draft.

ACADEMICS ★ DeMarco is undecided on a major.

PERSONAL ★ Patrick Luke DeMarco... Born 3/10/98 in Brooklyn, N.Y... Son of Paul and Patricia DeMarco... Father played baseball for two years at St. John's University... Has four siblings, Paulie, Brooke, Lauren, and Morgan... Nick-name is Patty D... Favorites include: Josh Donaldson (player), New York Mets (team), Conor McGregor (pro athlete -- non baseball player), Basketball/MMA (other sport), Call of Duty (video game), Law Abiding Citizen, The Hobbit (movie), South Park, Game of Thrones (tv show), Leonardo DiCaprio, Johnny Depp (actor), Filet Mignon (meal), Drake, Chance the Rapper (music/singer/band), Uncrustables (late night snack), and California (vacation spot)... Says if he wasn't playing baseball he would be playing college football... Names Mark Wahlberg as the actor to play him in a movie... Uses Resilient as one word to describe himself... Roommates with Ty Duvall, Walker Grisanti and Mason Hickman... Lists beating Huntington Beach at the NHSI after being big underdogs as his most memorable athletic moment... Chose Vanderbilt "because the culture and family here is unmatched and the baseball and academics are both top notch."



Sophomore - OF
5' 11" 205 lbs.
Bats/Throws: R/R
Staten Island, N.Y.
Winder-Barrow HS

Pat
DeMarco
18

2017-18 First-Year SEC
Academic Honor Roll

2018 Freshman All-American (CB)

	AVG	G/GS	HR	RBI	E
2018	.277	62/62	11	43	1
CAREER	.277	62/62	11	43	1


Career Game Highs

Hits: 3, 5x, last vs. Mississippi St. (6/8/18)
 Runs: 3, vs. Austin Peay (2/27/18)
 RBI: 4, vs. Houston (3/4/18)
 Walks: 2, 3x, last vs. Mississippi St. (6/10/18)
 HRs: 1, 11x, last vs. Mississippi St. (6/10/18)
 Strikeouts: 3, 2x, last at Florida (3/30/18)
 Stolen Bases: 2, 2x, last at Tennessee (5/11/18)





THE COMMODORES



Junior - C
5' 11" 190 lbs.
Bats/Throws: L/R
Lebanon, Ohio
Lebanon HS

Ty
Duvall
20

2016-17 First-Year SEC Academic Honor Roll

2017-18 SEC Academic Honor Roll

	AVG	G/GS	HR	RBI	E
2017	.375	17/4	0	6	1
2018	.270	31/15	3	10	1
CAREER	.299	48/19	3	16	2

Career Game Highs

Hits: 3, vs. Western Kentucky (3/14/17)
 Runs: 3, vs. Middle Tennessee (5/15/18)
 RBI: 4, vs. Ole Miss (3/15/18)
 Walks: 3, vs. Middle Tennessee (5/15/18)
 HRs: 1, 3x, last at Auburn (5/5/18)
 Strikeouts: 3, at Auburn (5/4/18)
 Stolen Bases: 1, at Missouri (4/21/18)



QUOTING CORBIN ★ *Tyler was inside the catching rotation last year and did a nice job with his opportunities. He continued to be the most consistent pinch hitter we had on our team last year where he showed ability to drive in runs with limited chances. His commitment to his offensive improvement is noticeable and he has a very high care level with his training. He has a very strong baseball acumen and enjoys studying the game. I think that he could become a very impactful teacher of the game one day. He will impact our team this year behind the plate and in the batting order.*

2018 ★ Made 31 appearances and started 15 games as a reserve catcher... Batted .270 while scoring 13 runs and collecting 10 RBIs... Tagged a game-winning three-run double in the sixth inning to clinch the series against Ole Miss on April 15... Went 2-for-3 with three runs, three walks and an RBI against Middle Tennessee on May 15... Recorded a combined 17 hits in his final 25 appearances... Struck a pinch-hit home run in the ninth inning at Florida on March 31... Collected a hit in six-consecutive games between April 20-May 1... Reached base twice and belted a solo home run as part of a 1-for-3 performance against South Carolina on April 27... Registered a pinch-hit double against Texas A&M at the SEC Tournament on May 22... Logged a pinch-hit RBI-single in the sixth inning against Mississippi State on June 9... **SUMMER BALL** ★ Named an all-star in the Northwoods League in addition to receiving an invite to participate in the Major League Dream Showcase... One of 100 of the league's top prospects who were chosen to showcase their skills in front of Major League scouts... Led the Wisconsin Rapids Rafter's with 46 walks in 49 games while ranking fourth on the team in RBIs (26) and fifth in doubles (5).

2017 ★ Made 17 appearances including four starts during freshman campaign... Finished with 12 total bases and batted .375 while posting a .516 on base percentage... Boasted a .985 fielding percentage, recording 63 putouts along-side just one error... Singled in his lone at-bat vs. St. John's at Clemson Regional... Doubled and scored in two at-bats off the bench in win vs. Alabama 5/18... Knocked in a run in win at Middle Tennessee 4/18... Singled in lone at-bat vs. Florida 4/15... Came off the bench to add a single in win at South Carolina 4/7... Doubled in two runs in win over UT Martin 4/4... Came off the bench to single and scored in loss at Kentucky 4/1... Walked and scored in his second career start vs. Belmont 3/22... Made his first career start against Western Kentucky 3/14, catching all nine innings and going 3-for-3 with two RBIs... Grounded out in lone at-bat off the bench against CSUN 3/5... Made his collegiate debut at San Diego 2/19 going 0-for-1 and catching the ninth inning... **SUMMER BALL** ★ Named a South All-Star as part of the Newport Gulls in the New England Collegiate Baseball League... Batted .290 across 31 games while belting five home runs and notching 12 RBIs in 93 at-bats.

HIGH SCHOOL ★ Lettered in baseball for four years at Lebanon HS in Lebanon, Ohio, serving as team captain in 2014, 2015 and 2016... Top prospect in the state of Ohio in 2016 according to Perfect Game... Named third-team All-American by Rawlings-Perfect Game... Won the Greater Western Ohio Conference South three straight seasons 2014-16... Earned GWOC Player of the Year honors in 2015 along with second team All-State status... An All-Conference selection in 2014 and 2015... Played summer ball with Andrew Benintendi (Boston Red Sox) and high school ball with Dusty Isaacs (18th round, 2014, Toronto).

ACADEMICS ★ Duvall is majoring in human organizational development.

PERSONAL ★ Tyler Nolan Duvall... Born 7/11/97 in Cincinnati, Ohio... Son of Ben and Susan Duvall... Has one brother, Sam... Nickname is Duvi... Favorites included: Andrew Benintendi (player), Cincinnati Reds (team), Forrest Gump (movie), Impractical Jokers (TV show), Will Ferrell (actor), prime rib (meal), Dierks Bentley (musician), ice cream (late night snack)... Says Tom Hanks is the actor who would play him in a movie... Uses simple as the one word to describe himself... Roommates with Pat DeMarco, Walker Grisanti and Mason Hickman... Lists winning the Greater Western Ohio Conference title three years in a row as his most memorable athletic moment... Named a scholar-athlete in 2014, 2015 and 2016... Chose Vanderbilt for the "coaches, education, Nashville and chance to win."

THE COMMODORES




QUOTING CORBIN ★ *At the beginning of last year, Jake was our consistent midweek starter. He showed maturity in his early outings and became a bullpen option for us as the season progressed. Jake is strong, has a great arm, can throw multiple pitches, is very focused and thrives on working on his craft. As he continues to improve, he should have an important role for our team. He has a chance to be a good one.*

2018 ★ Made nine starts and 11 overall appearances, going 1-4 with a 5.45 ERA... Picked up his first collegiate win during his debut on Feb. 21, limiting Presbyterian to one hit in four scoreless innings while striking out four... Tossed five hitless frames while striking out a season-high seven batters at Long Beach State on March 7... Held opponents to three runs or fewer in seven of his nine starts... Struck out six Middle Tennessee batters while permitting three runs across five innings on April 3... Struck out 37 batters across 33 innings... Tossed five innings on three different occasions... Did not walk a batter while striking out five in 4.1 frames against Lipscomb on March 27... Made a pair of relief appearances, coming against South Carolina on April 29 and Auburn on May 6... **SUMMER BALL** ★ Made five starts for the Newport Gulls of the New England Collegiate Baseball League... Went 2-1 with a 4.68 ERA while striking out 34 batters across 25.0 innings... Lasted five-plus innings in four of his five starts.

HIGH SCHOOL ★ Lettered three years at Delray Beach Atlantic and one year at Calvary Christian Academy under coach Alan Kunkel... Helped the Eagles to the Class 4A Florida State Semi-Finals as a senior... Helped Eagles to the Florida Class 8A Regional Finals as a junior... During junior season was named an Under Armour All-American... Pitched a scoreless inning and earned the save for the National Team in the 2016 Under Armour All-American Game... Was named a MaxPreps Top 50 Junior in the Country as a junior... Played summer ball for FTB Tucci... Played high school baseball and/or summer ball with Christian Scott (Florida)... Drafted by the New York Mets in the 34th round of the 2017 MLB Draft.

ACADEMICS ★ Eder is undecided on a major.

PERSONAL ★ Jacob Andrew Eder... Born 8/9/98 in Boynton Beach, Florida.... Son of Jeff and Amanda Eder... Has one sibling, Luke... Nickname is Eder... Favorites include: Kyle Wright (player), Tampa Bay Rays (team), Tom Brady (pro athlete -- non baseball player), Football (other sport), MLB The Show (video game), Full Metal Jacket (movie), Family Guy (tv show), Mark Wahlberg (actor), Steak (meal), Luke Combs (music/singer/band), It's better to just go to bed (late night snack), and Panama (vacation spot)... Says if he wasn't playing baseball he would be working towards a different profession... Names Mark Wahlberg as the actor to play him in a movie... Uses Motivated as one word to describe himself... Roommates with AJ Franklin and Jackson Gillis... Lists Getting to the State Baseball Championship as his most memorable athletic moment... Chose Vanderbilt "because of the challenging academics and world-class baseball program."




Sophomore - LHP
6' 4" 210 lbs.
Bats/Throws: L/L
Ocean Ridge, Fla.
Calvary Christian Academy

Jake Eder
39

	W-L	ERA	G/GS	BB	K
2018	1-4	5.45	11/9	22	37
CAREER	1-4	5.45	11/9	22	37

Career Game Highs

Innings Pitched: 5.0, 3x, last at Middle Tenn. (4/3/18)
 Strikeouts: 7, at Long Beach State (3/7/18)
 Hits Allowed: 6, 2x, last at Middle Tenn. (4/3/18)
 Walks Allowed: 5, vs. Louisville (5/1/18)
 Runs Allowed: 5, vs. Louisville (5/1/18)





THE COMMODORES



Senior - RHP
6' 2" 230 lbs.
Clarksville, Tenn.
Clarksville HS

Donny
Everett
41

	W-L	ERA	G/GS	BB	K
2016	0-1	1.50	6/2	9	19
CAREER	0-1	1.50	6/2	9	19

Career Game Highs

Innings Pitched: 4.0, 4/26/16 vs. Austin Peay
 Strikeouts: *3, 5/17/16 vs. Morehead State
 Hits Allowed: 6, 5/10/16 vs. Louisville
 Walks Allowed: *2, 5/17/16 vs. Morehead State
 Runs Allowed: 5, 5/10/16 vs. Louisville

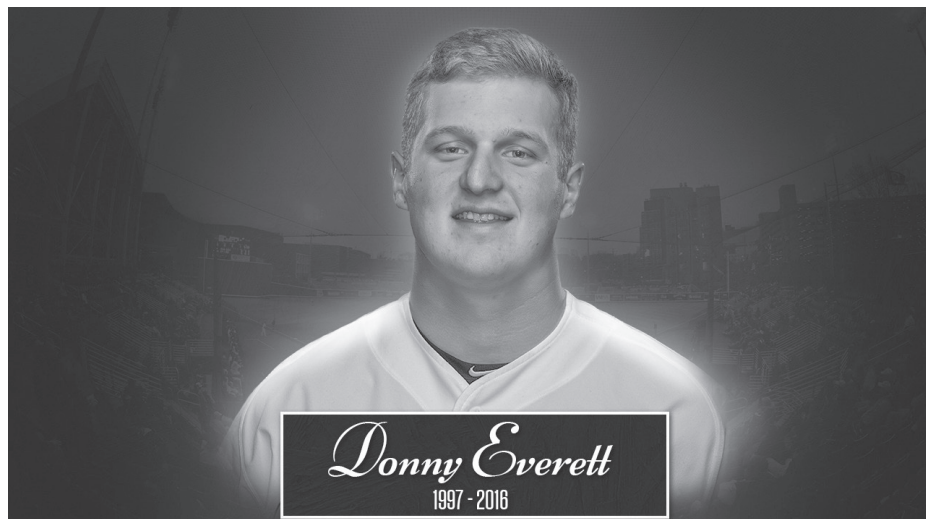


QUOTING CORBIN PRIOR TO 2016 SEASON ★ *Donny certainly falls in line with the premier pitchers that we have been fortunate to get out of the state of Tennessee. He has overriding arm strength with the ability to throw consistent strikes. His future is bright and it is only a matter of time before he impacts our staff.*

2016 ★ Everett tragically passed away in a drowning accident the night before the Commodores were scheduled to open play in the NCAA Nashville Regional... Pitched in six games as a true freshman, making two starts, going 0-1 with a 1.50 ERA... Punched out two in a scoreless inning of relief against Missouri 5/24 at SEC Tournament... Finished off the team's eighth shutout of the season with two scoreless innings and three strikeouts vs. Morehead State 5/17... Took his first career loss in his second start, giving up five runs, one earned, on six hits over three-plus innings against Louisville 5/10... Saw his first Southeastern Conference action with a scoreless inning against Georgia 4/30 striking out the side... Earned the first of his career vs. Austin Peay 4/26 allowing one run on two hits with no walks and two strikeouts over four innings of no decision, retired 11 straight at one point... Made his collegiate debut against Middle Tennessee 4/12 working a scoreless inning.

HIGH SCHOOL ★ Named a Perfect Game All-American in 2015... 2015 Gatorade Tennessee Player of the Year and District Pitcher of the Year... All-District Player 2012-15... Lettered four years in baseball helping lead Clarksville HS to District championships in 2014 and 2015... Graduated high school with a 3.8 GPA... Played summer/high school ball with Philadelphia 2013 draft pick Venn Biter and Josh Rye (Austin Peay)... Drafted by Milwaukee in the 29th round in 2015.

PERSONAL ★ Donald Edward Everett... Born 4/16/97 in Clarksville, Tennessee.... Son of Teddy and Susan Everett... Dad served 10 years in the Army... Nickname was The Don... Favorites include: Boston Red Sox (team), Fast & Furious and Gone in 60 Seconds (movies), American Dad and Family Guy (TV shows), Paul Walker (actor), smoked pork, collard greens and biscuits (meal), Fleetwood Mac (band), popcorn or peanut butter (late night snack)... Says he would have been a classic car restorer if he was not an athlete... Names Jonah Hill as the actor that would play him in a movie... Uses carefree as the one word to describe himself... Chose Vanderbilt because of "the family here is just something you cannot pass up."



THE COMMODORES



QUOTING CORBIN ★ *Consistent, competitive and durable are the words that come to my mind when speaking about Drake. He stepped into the role of our Friday starter this past season and did so with great maturity. He commands several pitches and shows very good presence. He has shown a lot of growth as a leader in our program and continues to develop his communication skills. He will again be one of the leaders of our staff.*

2018 ★ Friday night starter who posted a 7-4 record and 3.92 ERA... Led the Commodores with 107 strikeouts (46th nationally) in 96.1 innings... Limited opponents to a .217 batting average in 16 starts... Named to Clemson Regional All-Tournament Team after limiting St. John's to three hits while striking out eight across seven scoreless innings... Struck out six-or-more batters in 11 of 16 starts... Allowed just 12 extra-base hits in his last 76.2 innings... Did not walk more than two batters in his final seven starts... Became the first sophomore since 2012 to start on Opening Day... Tossed five-plus innings in 14 of his 16 starts... Struck out eight batters in consecutive starts against UMass-Lowell and Sam Houston State... Fanned nine UCLA batters and limited the Bruins to three runs in seven innings on March 9... Blanked Mississippi State while permitting just three hits in Starkville on March 16... Struck out nine Missouri batters and allowed just one earned run across seven innings on April 19... Notched his fifth victory by striking out eight Tennessee batters in seven innings on May 11... Held Kentucky to three hits and one run while striking out six in 7.1 innings... Finished 24th nationally with 16 starts and was sixth in the SEC with 7.01 hits allowed per nine innings... Registered a 1.14 WHIP, ranking ninth in the SEC.

2017 ★ Produced a 3-3 record alongside a 3.30 ERA during his freshman season... Made 16 appearances including 10 starts for the Commodores, holding opponents to a .226 average... Boasted a 68-17 strikeout-to-walk ratio... Pinned with a tough-luck loss at Clemson 6/4 at Clemson Regional giving up two runs on six hits with seven strikeouts over 6.2 innings, his fifth quality start of the season... Struck out a career-best 10 in 6.2 innings against Alabama 5/20 allowing three runs, two earned, on four hits... Worked a clean inning of relief at Louisville 5/9... Struck out the side in a scoreless inning of relief against Austin Peay 5/2... Finished off his first career save with 3.2 innings at Georgia 4/22 in second game of doubleheader to clinch series, allowing two unearned runs on one hit with four strikeouts... Made his first career relief appearance against Tennessee Tech 4/11 allowing a hit and punching out two... Named SEC Freshman of the Week for his stellar start against Saint Mary's 3/12, turning in a career-high eight innings and allowing only one unearned run on two singles with no walks and eight strikeouts, retired 18 straight batters at one point... Earned his second win with six solid innings against CSUN 3/5 allowing one run on eight hits with five strikeouts... Impressed again in a no decision against UIC 2/26 with seven strong innings and a career-best nine strikeouts, allowing two runs on seven hits... Became just the second freshman pitcher in the Corbin era to earn a spot in starting rotation for opening weekend and did not disappoint, turning in six scoreless innings and allowing only two hits and punching out five in win at San Diego 2/19... **SUMMER BALL** ★ Made two starts with Ocean State in the New England Collegiate Baseball League... Did not allow a run in 11 innings while striking out 13 batters and permitting just six hits.

HIGH SCHOOL ★ Named a 2016 Rawlings-Perfect Game second team All-American... Top-ranked pitcher in Illinois according to Perfect Game... Lettered in baseball and basketball at Joliet Catholic Academy... Hilltoppers claimed the 2014 state title and finished the year ranked 25th in the nation... Named ESCC Pitcher of the Year in 2014 and 2015, earning All-Conference honors both years... Played high school and/or summer ball with Mitch Boe (Iowa), Nick Dalesandro (10th round, 2018, Arizona) and Michael Ruffolo (Rockhurst).

ACADEMICS ★ Fellows is majoring in sociology.

PERSONAL ★ Drake Robert Fellows... Born 3/6/98 in Lawrenceburg, Indiana... Son of Robert and Annie Fellows... Has two siblings, Carter and Jaden... Nickname is Draker... Favorites include: David Ortiz (player), Chicago Cubs (team), Step Brothers (movie), The League, Criminal Minds, Two and a Half Men (TV shows), Will Ferrell (actor), steak (meal), Wiz Khalifa (musician), apples and peanut butter (late night snack)... Names Seth Green as the actor to play him in a movie... Solving a Rubik's Cube is his oddest talent... Uses dedicated as the one word to describe himself... Roommates with Zach King... Lists playing in the Perfect Game All-American game as his most memorable athletic moment... Chose Vanderbilt for the great academics, baseball program and coaching staff.



Junior - RHP
6' 5" 205 lbs.
Bats/Throws: L/R
Plainfield, Ill.
Joliet Catholic Academy

Drake
Fellows
66®

2018 NCAA Clemson Regional
All-Tournament Team
2019 Preseason All-American (CB, PG)

	W-L	ERA	G/GS	BB	K
2017	3-3	3.30	16/10	17	68
2018	7-4	3.92	16/16	35	107
CAREER	10-7	3.68	32/26	52	175


Career Game Highs

Innings Pitched: 8.0, vs. Saint Mary's G2 (3/12/17)
 Strikeouts: 10, vs. Alabama (5/20/17)
 Hits Allowed: 8, 2x, last vs. Ole Miss (4/13/18)
 Walks Allowed: 5, 2x, last vs. Ole Miss (4/13/18)
 Runs Allowed: 7, 2x, last vs. Mississippi St. (6/8/18)





THE COMMODORES




RS Junior - OF
6' 0" 175 lbs.
Bats/Throws: R/R
Nashville, Tenn.
Ensworth HS

Kiambu
Fentress
13

	AVG	G/GS	HR	RBI	E
2017	.250	6/0	0	0	0
2018	.000	10/0	0	1	0
CAREER	.111	16/0	0	1	0

Career Game Highs

Hits: 1, at Middle Tennessee (4/18/17)
 Runs: 1, 2x, last vs. UMass-Lowell (2/23/18)
 RBI: 1, vs. Austin Peay (2/27/18)
 Walks: None
 HRs: None
 Strikeouts: 1, 2x, last vs. UMass-Lowell (2/23/18)
 Stolen Bases: None



QUOTING CORBIN ★ *Kiambu is an extremely well liked and respected player in our program and has continued to develop as a leader in the locker room. He has taken advantage of his game opportunities, as well as his summer season opportunities to grow both defensively and offensively. His speed is above average, and his baseball instincts have really grown with more game experience. After leading his summer team to a league championship, he returned to campus with noticeably more baseball confidence. This has been his best fall since his time here at Vanderbilt. He will continue to compete as a role player on our team.*

2018 ★ Appeared in 10 games including six stints in the outfield and three opportunities as a pinch hitter... Entered as a pinch hitter and scored a run against Evansville on April 17... Pinch ran and contributed a run at Tennessee on May 12... Delivered a pinch-hit RBI as part of a 0-for-1 performance against Austin Peay on Feb. 27... Did not record a hit in five at-bats... Entered to play center field against Duke on Feb. 18 and Feb. 20 against Presbyterian... **SUMMER BALL** ★ Helped the Fond du Lac Dock Spiders clinch their first playoff berth in franchise history and first Summer Collegiate World Series... Appeared in 31 games, batting .243 with 16 runs, 10 walks, six RBIs and five stolen bases.

2017 ★ Legged out an infield single at Middle Tennessee 4/18 for his first career hit... Made his collegiate debut in LF against UT Martin 4/4... **SUMMER BALL** ★ Batted .326 in 32 games with the Martha's Vineyard Sharks in the Futures Collegiate Baseball League of New England... Recorded 14 RBIs and a home run while swiping 30 bases.

2016 ★ Did not participate in team activities... **SUMMER BALL** ★ Hit .299 with five extra base hits and 20 runs in 37 games for Riverhead in Hamptons Collegiate Baseball League.

HIGH SCHOOL ★ Lettered in football and baseball at Ensworth in Nashville... Won four state championships on the gridiron with the Tigers earning first team All-State and All-District honors after leading the state in yards per catch... Was an All-District selection on the diamond at Cheshire Academy where he was team captain in 2015... Played summer/high school ball with numerous Division I athletes including former Vanderbilt commit and Arizona 2014 first round pick Touki Toussaint, Kevin Steen (9th round, 2014, Boston), Dale Burdick (40th round, 2014, New York Mets), Benito Santiago (Tennessee), Luke Bonfield (Southern Illinois), Kyle Pate (Crowder cc), Raphael Ramirez (18th round, 2014, New York Mets), Jeremiah Muhammad (11th round, 2014, Seattle), Josh Shaw (19th round, 2018, St. Louis), Ryan Markey (St. Johns) and Roberto Gonzalez (15th round, 2014, Minnesota).

ACADEMICS ★ Fentress is majoring in psychology.

PERSONAL ★ Kiambu-Afi Fentress... Born 8/31/96 in Nashville, Tennessee.... Son of Royce and Persephone Fentress... Has one brother, Nantambu... Dad was an All-American football player at Elon, where he is enshrined in the Hall of Fame... Brother played football at Miami... Nickname is Bu... Favorites include: Dee Gordon (player), New York Yankees (team), The Sandlot, Space Jam, The Rookie, Angels in the Outfield (movies), Martin, Fresh Prince of Bel-Air, The Jaime Foxx Show (TV shows), Will Smith (actor), ribs, mashed potatoes, corn on the cob and green beans (meal), Kendrick Lamar, J. Cole, Drake, Weezy, Rick Ross (musicians), apple chips (late night snack)... Says he would be an actor or musician if he was not athlete... Names Derek Luke as the actor that would play him in a movie... Roommates with Erik Kaiser, Harrison Ray and Justin Willis... Chose Vanderbilt because "it's been my dream school for forever and I didn't chose Vanderbilt, Vanderbilt chose me."

THE COMMODORES



QUOTING CORBIN ★ *Hugh spent most of his freshman year in a late relief role. After a summer of refining his delivery and gaining strength, he has shown positive strides in all areas. The two things that stood out this fall, were his ability to command the ball as well as his focus in his routines. He is a power lefty with a good breaking ball. As he continues to grow and improve, his role will develop and expand.*

2018 ★ Made eight relief appearances, posting a 2-0 record alongside a 1.94 ERA... Limited opponents to a .194 batting average in 9.1 innings while striking out eight... Did not allow an earned run in his first seven outings... Picked up a win in each of his last two appearances... Held Western Kentucky to one hit while striking out a pair in two innings for his first collegiate victory on April 10... Did not allow a base runner in 2.0 innings during his collegiate debut against Presbyterian on Feb. 20... Struck out two as part of one hitless frame against Eastern Kentucky on March 14... Held Florida hitless in a combined 2.0 innings between March 30 and April 1... Secured his second win despite allowing three hits and two runs against Ole Miss on April 15.

HIGH SCHOOL ★ Lettered four years in baseball at Briarcrest Christian High School under coach Craig Hopkins... Helped the Saints to the TSSAA Division II Class AA State Tournament as a senior... During senior season was named Rawlings-Perfect Game second-team All-American, Southeast -- All Region first-team, and TSSAA Division II All-State... Helped the Saints to the TSSAA State Quarterfinals as a junior... During junior season was named Rawlings-Perfect Game Underclass first-team, TSSAA Division II All-State, and Best of Preps All-Metro Team... Named Rawlings-Perfect Game 2015 Underclass High Honorable Mention as a sophomore... As a freshman was named to the WBSC "AA" 15U World Cup Team USA... Played high school baseball and/or summer ball with Trey Harrington (Southeastern Louisiana).

ACADEMICS ★ Fisher is majoring in sociology.

PERSONAL ★ Robert Hugh Fisher III... Born 2/11/99 in Germantown, Tennessee.... Son of Rob and Sam Fisher... Has one sibling, Hannah... Grandfather played football at West Virginia... Nickname is Fish or Wet Hugh... Favorites include: Clayton Kershaw (player), Washington Nationals (team), Alexander Ovechkin (pro athlete -- non baseball player), Football (other sport), MLB The Show 16 (video game), Full Metal Jacket (movie), Friends (tv show), Daniel Day-Lewis (actor), Steak, Mashed Potatoes, Mac N' Cheese (meal), Cody Johnson, Flatland Calvary (music/singer/band), Peanut Butter and Jelly (late night snack), and Grandparents farm in Pennsylvania (vacation spot)... Says if he wasn't playing baseball he would be a professional fisher... Names Matthew McConaughey as the actor to play him in a movie... Roommates with Tyler Brown, Chase Casali and Patrick Raby... Uses Old School as two words to describe himself... Lists Pitching for Team USA as his most memorable athletic moment... Chose Vanderbilt "because it's the perfect fit for my family and I. Also the best academics in the country and for the development of pitchers."



Sophomore - LHP
6' 5" 185 lbs.
Bats/Throws: R/L
Eads, Tenn.
Briarcrest Christian School

Hugh Fisher
32

	W-L	ERA	G/GS	BB	K
2018	2-0	1.93	8/0	6	8
CAREER	2-0	1.93	8/0	6	8

Career Game Highs

Innings Pitched: 2.0, vs. Western Kentucky (4/10/18)
 Strikeouts: 2, 3x, last vs. Ole Miss (4/15/18)
 Hits Allowed: 3, vs. Ole Miss (4/15/18)
 Walks Allowed: 2, vs. Western Kentucky (4/10/18)
 Runs Allowed: 3, vs. Ole Miss (4/15/18)





THE COMMODORES



RS Junior - LHP
6' 2" 180 lbs.
Bats/Throws: L/L
Lebanon, Tenn.
Wilson Central HS

AJ
Franklin
49

2016-17 SEC Academic Honor Roll

	W-L	ERA	G/GS	BB	K
2018	0-0	0.00	3/0	1	2
CAREER	0-0	0.00	3/0	1	2

Career Game Highs

Innings Pitched: 1.0, 2x, last vs. Middle Tenn. (5/15/18)
 Strikeouts: 2, vs. Middle Tenn. (5/15/18)
 Hits Allowed: None
 Walks Allowed: 1, vs. UMass-Lowell (2/23/18)
 Runs Allowed: None



QUOTING CORBIN ★ *AJ is a great story. He got to see some time on the field last year after having to redshirt due to a season ending injury. Seeing his success was a proud moment for the staff as well as his teammates. He is a team first player that is very driven in his academics as well as his baseball. AJ will help our team in a relief role this year. He had a good fall and saw success in his outings in the Black and Gold series. He may be the most improved player in our program.*

2018 ★ Made three appearances during his first campaign on the mound, holding opponents hitless in 2.2 innings... Set down both Presbyterian batters faced during collegiate debut on Feb. 21... Did not allow a hit and walked one in 1.0 inning of work on Feb. 23 against UMass-Lowell... Struck out a season-high two batters in 1.0 inning against Middle Tennessee on May 15... **SUMMER BALL** ★ Recorded eight saves for the Upper Valley Nighthawks of the New England Collegiate Baseball League... Posted a 3.22 ERA in 15 appearances while fanning 24 batters in 22.1 innings.

2017 ★ Missed the 2017 season with a knee injury after redshirting in 2016.

2016 ★ Did not participate in team activities... **SUMMER BALL** ★ Pitched in 10 games, four starts, for Charlottesville in the Valley League going 1-4 with a 5.10 ERA.

HIGH SCHOOL ★ Lettered in three sports at Wilson Central HS earning four in baseball, three in basketball and one in football... Helped lead Wildcats 20 District title in 2014 and runner-up in 2015 with a trip to sub-state tournament... Named Left-Handed District Pitcher of the Year in 2013 and 2015 after missing 2014 season... Graduated high school with a 4.0 GPA in the top 10 percent of his class... Played summer ball for Knights Baseball.

ACADEMICS ★ Franklin is majoring in human and organizational development.

PERSONAL ★ Alexander Jace Franklin... Born 8/18/96 in Nashville, Tennessee.... Son of Jason and Lorie Franklin... Has one brother, Baylor... Dad played baseball at Motlow State and Cumberland University and later coached high school basketball and baseball... Mom was an All-MidState basketball player... Brother runs cross country... Favorites include: Madison Bumgarner, Chris Sale and David Price (players), Cincinnati Reds (team), Remember the Titans, The Natural, Step Brothers, The Other Guys, The Naked Gun (movies), The Office, Friends (TV shows), Steve Carrell (actor), filet mignon (meal), classic rock and some country (music), peanut butter sandwich with milk (late night snack)... Says he would be an architect or coach if not an athlete... Names Robert Redford ("in his prime") as the actor to play him in a movie... Lists his oddest talent as being "very good at building with Legos"... Uses happy as the one word to describe himself... Roommates with Jake Eder and Jackson Gillis... Says winning the 11U BPA World Series is his most memorable athletic moment... Chose Vanderbilt because "it's been my dream to come here my whole life. It's the best baseball program in the country and one of the best schools in the country."

THE COMMODORES



QUOTING CORBIN ★ *Jackson was our go-to guy out of the bullpen as the season progressed. He is a strong lefty that has the ability to command his fastball as well as throw a good breaking ball. He was able to create a lot of swing-and-miss during the postseason. Jackson's maturity has been realized in the classroom and on the field. He will be relied upon heavily on our pitching staff. Jackson has developed into a strong older player and has shown leadership abilities with the younger players in our program.*

2018 ★ Posted a 4-1 record and 4.81 ERA across 20 appearances including one start... Struck out 39 batters while tossing 28.2 innings and walking nine... Became the first Commodore during the Tim Corbin era (2003-present) to record a win and save on the same day, coming in doubleheader action against Ole Miss on April 15... Tossed multiple innings in eight of his 20 appearances including three scoreless frames against Mississippi State on June 9 at the Nashville Super Regional... Secured the win on Opening Day while limiting Duke to one hit over a season-high 3.2 innings... Struck out multiple batters 13 times including over his first eight appearances... Fanned a season-high five batters in 3.1 innings against UMass-Lowell on Feb. 24... Held South Carolina to two hits while fanning four on April 28... Did not permit a walk in 10 of his final 13 appearances while permitting just four free passes over his final 17.1 innings... Limited opponents to three extra-base hits over his final six appearances... Secured his fourth victory on May 19 against Kentucky, holding the Wildcats scoreless in 1.2 frames.

2017 ★ Made 16 relief appearances, posting a 3.60 ERA during his freshman campaign ... limited opponents to a .173 average in 15.0 innings ... Inherited and left the bases loaded at Clemson 6/5 turning in 1.2 scoreless innings at Clemson Regional... Stranded two inherited runners and worked 1.1 innings of relief against Alabama 5/20... Inherited the bases loaded and stranded them loaded, recording two outs against Middle Tennessee 5/16... Punched out the only two batters he faced in loss Arkansas 5/14... Worked a perfect inning of relief at Louisville 5/9... Turned in his longest outing of the year with two innings of work against Austin Peay 5/2 allowing a run on two hits... Struck out two in a perfect inning of relief against Tennessee Tech 4/11... Worked a scoreless inning of relief against UT Martin 4/4... Struck out two with one walk and one hit in lone inning of relief against Central Arkansas 3/8... Impressed in his collegiate debut against Evansville 2/22, striking out the side in 14 pitches... **SUMMER BALL** ★ Posted a 3.72 ERA in five games including three starts with the Sanford Mainers of the New England Collegiate Baseball League... Tossed 19.1 innings while striking out 22 and permitting just 12 hits.

HIGH SCHOOL ★ The top prospect in the state of Massachusetts according to Perfect Game... Lettered four years in baseball and one in football at Wilmington HS... Captained the baseball team as a senior... Played summer and/or high school ball with Ryan January (8th round, 2016, Arizona), Rich Gilbride (Suffolk) and Morgan McSweeney (Wake Forest).

ACADEMICS ★ Gillis is undecided on a major.

PERSONAL ★ Jackson Kennedy Gillis... Born 11/27/97 in Stoneham, Massachusetts.... Son of Joe and Andrea Gillis... Has two siblings, Carlyn and Delaney... Favorites include: David Ortiz (player), Boston Red Sox (team), the Harry Potter series (movies), The Walking Dead (TV show), Will Ferrell (actor), steak (meal), G-Eazy (musician), peanut butter and grape jelly uncrustable (late night snack)... Says Ben Affleck would play him in a movie... Lists card tricks as his oddest talent... Uses funny as the one word to describe himself... Roommates with Jake Eder and AJ Franklin... Starting his first high school game as a freshman is his most memorable athletic moment... Recipient of Sartain Lanier Athletic Scholarship... Chose Vanderbilt because it is "one of the most prestigious universities in the country."




Junior - LHP
6' 3" 225 lbs.
Bats/Throws: R/L
Wilmington, Mass.
Wilmington HS

Jackson
Gillis
35

	W-L	ERA	G/GS	BB	K
2017	0-0	3.60	16/0	11	19
2018	4-1	4.81	20/1	17	44
CAREER	4-1	4.44	36/1	28	63

Career Game Highs

Innings Pitched: 3.2, vs. Duke (2/16/18)
 Strikeouts: 5, vs. UMass-Lowell (2/24/18)
 Hits Allowed: 4, vs. TCU (3/11/18)
 Walks Allowed: 4, vs. Texas A&M (3/25/17)
 Runs Allowed: 4, 2x, last at Tennessee (5/13/18)





THE COMMODORES



RS Freshman - LHP
6' 6" 240 lbs.
Bats/Throws: L/L
Houston, Texas
St. John's School

Joe
Gobillot
55

2016-17 SEC Academic Honor Roll

QUOTING CORBIN ★ *Joe was not an active player last year after having to redshirt due to an injury in the fall. We look forward to watching him compete for a role on our pitching staff this year. He spent the summer in the Palm Beach League, which gave him a good opportunity to get back into game situations on the mound. We have seen some of his best pitching late into our fall season and hope that with more game experience he can expand upon his success and harness his abilities. Joe is very competitive in all areas of his life as shown by his academic success as well.*

2018 ★ Did not compete while recovering from injury... **SUMMER BALL** ★ Made four starts and appeared in six games for the Palm Beach Snowbirds of the Collegiate League of the Palm Beaches... Struck out 10 batters in 13 innings pitched... Did not allow a run over his final two appearances, spanning four innings.

HIGH SCHOOL ★ Lettered four years in baseball at St. John's School under coach Timothy Riley... During senior season was named Rawlings-Perfect Game Honorable Mention All-American, Texas -- All Region first-team, and team captain... During junior season was named Rawlings-Perfect Game Underclass first-team, and team captain... During sophomore season was named Rawlings-Perfect Game Underclass Honorable Mention... Played high school and/or summer ball with John Doxakis (Texas A&M), Jimmy Winston (Baylor), Turner Gauntt (Texas), Michael Streitmann (Texas) and Dominic Cox (Rice).

ACADEMICS ★ Gobillot is majoring in economics.

PERSONAL ★ Joseph Auray Gobillot... Born 6/3/98 in Houston, Texas... Son of Ted and Lori Gobillot... Has two siblings, Emma and Lindsay... Dad played basketball at Princeton... Nickname is Joe G... Favorites include: Dallas Keuchel (player), Houston Astros (team), James Harden (pro athlete -- non baseball player), Basketball (other sport), FIFA (video game), Shawshank Redemption (movie), The Walking Dead (tv show), Heath Ledger (actor), Barbeque (meal), Kendrick Lamar (music/singer/band), Ice Cream (late night snack), Long Pond, Maine (vacation spot)... says if he wasn't playing baseball he would be an entrepreneur... Names Chris Hemsworth as the actor to play him in a movie... Uses Determined as one word to describe himself... Roommates with Jackson Kelley, Michael Sandborn and Stephen Scott... Lists Pitching in a Championship game against Curacao on ESPN as his most memorable athletic moment... Chose Vanderbilt "because it is the best program, has the best coaches, and best academics in the country. It also offers a great college experience."



THE COMMODORES



QUOTING CORBIN ★ Jayson is coming off a freshman year where he saw a good amount of playing time. He was a consistent third base option, and showed positive signs of being a complete player. He spent his summer in the NECBL which allowed him opportunity to grow his game. He is a big, strong, athletic young man who has made strides in his personal fitness level. With more game experience, Jayson has the ability to be a very dangerous hitter in our league. He is well liked by his teammates and has a high care level for our program.

2018 ★ Made 44 appearances including 39 starts while batting .225 with 28 RBIs and 21 runs... Batted .300 with 16 RBIs and three home runs over his first 19 games... Was named SEC Freshman of the Week on March 12 after hitting .364 with five RBIs in three games on the West Coast... Recorded all three of Vandy's RBIs and belted a solo home run at Long Beach State on March 7... Was the only Commodore to produce multiple four-hit games, coming on Feb. 24 against UMass-Lowell and Feb. 27 against Austin Peay... Registered seven multi-RBI games highlighted by five RBIs and two home runs as part of a 4-for-5 performance against UMass-Lowell on Feb. 24... In two games against Middle Tennessee, went 4-for-9 with five RBIs and four runs... Went 3-for-9 with a homer in three starts at the NCAA Clemson Regional... Recorded a hit in 13 of his first 19 appearances... Started 38 games at third base and one game (May 6) at shortstop... Hit .325 in the month of February, producing 11 RBIs in 10 games... Batted .281 (18-for-64) with 18 RBIs across 21 home games... **SUMMER BALL** ★ Played in 21 games for the Newport Gulls of the New England Collegiate Baseball League... Batted .247 while belting five home runs... Added nine walks and as many runs while totaling 11 RBIs... Belted a home run in three straight games and four of five games from July 14-21.

HIGH SCHOOL ★ Lettered four years at Bishop Amat High School under coach Joe Hoggatt... Helped the Lancers to the 2017 National Classic Championship as a senior... During senior season was named All-American, All-State, 2017 National Classic MVP and Home Run Derby Champion, first-team All-San Gabriel Valley, first-team All-Del Rey League, Del Rey League MVP, and team captain... As a junior was named All-American, All-State, first team All-San Gabriel Valley, first team All-Del Rey League, Del Rey League MVP, and team captain... As a sophomore was named first-team All-San Gabriel Valley and first-team All-Del Rey League... Helped the Lancers to a California State Championship and Southern Section CIF as a freshman... During freshman season was named first-team All-San Gabriel Valley and first-team All-Del Rey League... Played high school baseball and/or summer ball with Jack Owen (Auburn), Royce Lewis (1st Round, 2017, Minnesota) and Hunter Greene (1st Round, 2017, Cincinnati).

ACADEMICS ★ Gonzalez is undecided on a major.

PERSONAL ★ Jayson Wallace Gonzalez... Born 4/26/99 in Arcadia, California.... Son of Wallace and Adela Gonzalez... Father Wallace played baseball in the Atlanta Braves organization... Has a brother named Wallace III and sister named Lexi... Brother Wallace played for the Houston Astros organization and sister played softball at Cal-State Fullerton and for the Puerto Rican National Team... Nickname is Gonzo... Favorites include: Nolan Arenado (player), New York Yankees (team), Cam Newton and LeBron James (non-baseball player), football (other sport), Backstreet Baseball (video game), Sandlot, Remember the Titans, and Bronx Tale (movie), Narcos (tv show), Denzel Washington (actor), steak, chicken parm (meal), Migos (music/singer/band) and cereal (late night snack)... Says if he wasn't playing baseball he would be a strength coach... Names The Rock as the actor to play him in a movie... Uses selfless as one word to describe himself... Roommates with Jack Goodrum, Julian Infante and Austin Martin... Lists participating in the MLB All-Star High School Home Run Derby as his most memorable athletic moment... Chose Vanderbilt "because I'm getting the best of both worlds academically and in baseball. I also wanted to play for the best coaching staff in the country."



Sophomore - IF
6' 2" 205 lbs.
Bats/Throws: R/R
Covina, Calif.
Bishop Amat

Jayson
Gonzalez
99

	AVG	G/GS	HR	RBI	E
2018	.225	44/39	5	28	9
CAREER	.225	44/39	5	28	9


Career Game Highs

Hits: 2, 2x, last vs. Austin Peay (2/27/18)
 Runs: 3, vs. Middle Tennessee (5/15/18)
 RBI: 5, vs. UMass-Lowell (2/24/18)
 Walks: 1, 11x, last vs. Kentucky (5/19/18)
 HRs: 2, vs. UMass-Lowell (2/24/18)
 Strikeouts: 3, 5x, last at Tennessee (5/12/18)
 Stolen Bases: 1, vs. Houston (3/4/18)





THE COMMODORES



Senior - OF
5' 10" 190 lbs.
Bats/Throws: L/R
Collierville, Tenn.
Christian Brothers HS

Walker
Grisanti
17

	AVG	G/GS	HR	RBI	E
2016	.349	30/10	1	10	0
2017	.267	21/2	0	4	0
2018	.139	21/10	1	5	0
CAREER	.257	72/22	2	19	0

Career Game Highs

Hits: 2, 4x, last at South Carolina (4/6/17)
 Runs: 3, vs. Xavier (3/12/16)
 RBI: 3, 2x, last vs. Austin Peay (2/27/18)
 Walks: 3, at UCLA (3/9/18)
 HRs: 1, 2x, last vs. Austin Peay (2/27/18)
 Strikeouts: 3, 3x, last at Florida (3/30/18)



QUOTING CORBIN ★ Walker is someone that undoubtedly makes our team better. His personality is contagious and he communicates extremely well within the group environment. He is a total team-first guy. Walker is probably our most physical player, who takes a lot of pride in his fitness level and overall wellness. He is a tough kid, who has continued to grow over his time here in the program. He has a very competitive baseball approach and the type of guy that is willing to do anything to help the team succeed. We are very lucky to have him back for his senior year as he will be an important piece to our success this season.

2018 ★ Appeared in 21 games and made 10 starts for the Commodores... Nine of his 10 starts came in left field with the other at designated hitter... Batted .139 (5-for-13) while contributing 12 runs and five RBIs... His 18 walks led the team among reserves... Drew a free pass in 14 of his 21 appearances including a season-high three at UCLA on March 9... Posted an impressive .448 on-base percentage while reaching base in 17 of his 21 appearances... Tagged a two-out, three-run home run on Feb. 27 as part of a 19-7 win against Austin Peay... Registered a hit in four of his first seven appearances while reaching base eight times and scoring six runs during the stretch... Drew a pair of walks and scored twice against Houston on March 4 at Minute Maid Park... Gave Vandy a 6-5 advantage in the 10th inning, scoring from first base on an Austin Martin double... Doubled, drove in one and added another run against UMass-Lowell on Feb. 23.

2017 ★ Played in 21 games including making a pair of starts during his sophomore season ... batted .267 with a pair of doubles ... recorded four RBI and 10 total bases ... Came off the bench to single in win over Alabama 5/18... Doubled and scored in win at Middle Tennessee 4/18... Earned his second start of the season and first in right field at South Carolina 4/8 going 0-for-2... Singled for third straight game in win at South Carolina 4/7... Doubled in a run and went 2-for-4 in victory at South Carolina 4/6... Came off the bench to drive in two runs with a single in win over UT Martin 4/4... Scored two runs off the bench in win over Western Kentucky 3/14... Came off the bench to score a run and drive a run in victory over CSUN 3/5... Singled as a pinch hitter in win at San Diego 2/19... Earned the Opening Day start in left field and went 0-for-3 at San Diego 2/16... **SUMMER BALL** ★ Hit .241 in 24 games with the Santa Barbara Foresters of the California Collegiate League... Finished with three extra-base hits and 18 total bases.

2016 ★ Blossomed late in his freshman season, playing in 30 games, starting 10, and hitting .349 with 10 RBI... Hit his first career home run in dramatic fashion in ninth inning with pinch hit solo homer to beat Texas A&M 5/25 at SEC Tournament... Infield single scored run in win vs. Western Kentucky 5/3 starting in LF... Started consecutive games for first time this season going 0-for-2 with a run scored in win over Austin Peay 4/26... Drew his third career start in LF at Tennessee 4/24 going 2-for-3 with a go-ahead, RBI-triple to match career-best two hits... Started at DH against Middle Tennessee 4/12 going 1-for-4 with a RBI-single... Infield, pinch hit single at LSU 4/8... Doubled and scored in loss at LSU 4/7... Started his first game since 3/12 getting nod as DH for first time in win vs. Lipscomb 4/5 going 1-for-1 with a run scored... Scored a career-best three runs vs. Xavier 3/12 going 2-for-3 with a pair of walks... Earned his first career start in left field vs. Radford 3/9 going 2-for-4 with a three-run double... Singled in two at-bats off the bench vs. Radford 3/8... Ripped a two-run triple into the gap vs. UIC 2/28 for his first career RBI... Doubled to left in his first career at-bat against San Diego 2/21... Made collegiate debut in left field against San Diego 2/20... **SUMMER BALL** ★ Played in 36 games for the Upper Valley Nighthawks in the New England Collegiate Baseball League hitting .212 with six doubles and 21 runs scored.

HIGH SCHOOL ★ Named an All-American by Perfect Game, All-State and All-Region in 2015 after team won region and state titles at Christian Brothers HS in Memphis, Tenn.... Also helped Purple Wave to region and state titles in 2013... Tagged as Mr. Baseball and Best of Preps Baseball Player of the Year finalist and male athlete of the year by The Commercial Appeal in 2015... Earned All-State and All-Region recognition in 2014... Lettered three years in baseball and football, earning All-Region honors on the gridiron in 2014... Played high school/summer ball with several Division I players including the late Donny Everett (Vanderbilt), James Muse (Memphis), Tyler Walton (Delta State), Chris Carrier (9th round, 2017, Chicago Cubs), Rodney Hutchison (6th round, 2018, New York Yankees), Utah Jones (North Greenville) Luke Shilling (15th round, 2018, Chicago White Sox) and Atlanta 2015 first-round pick Austin Riley (Braves).

ACADEMICS ★ Grisanti is majoring in human and organizational development.

PERSONAL ★ Walker Tate Grisanti... Born 11/29/96 in Memphis, Tennessee... Son of Darby and Frank Grisanti... Has three siblings: brothers, Brad and Grayson, and sister, Lindsay... Grandfather, Buddy Soefker, played football at LSU and for the Los Angeles Rams, uncle played football at Vanderbilt... Nickname is Clyde... Favorites include: Bryce Harper (player), Straight Outta Compton (movie), Breaking Bad (TV show), Mark Wahlberg (actor), chicken (meal), Kevin Gates (musician)... If he was not an athlete he would be a strength coach... Says "The Rock" Dwayne Johnson would play him in a movie... Races motorcycles as his oddest talent... Uses hardworking as the one word to describe himself... Roommates with Pat DeMarco, Ty Duvall and Mason Hickman... Lists winning a state championship his senior year as his most memorable athletic moment... Chose Vanderbilt because of "Coach Corbin, academics and the baseball culture."

THE COMMODORES



QUOTING CORBIN ★ *Mason came into his own very quickly last year and held on to the Sunday starting role. His maturity on the mound and his ability to command numerous pitches allowed him to have success inside of our conference. He was named a freshman all-American and had impressive outings against LSU and Georgia. He will continue to develop his pitches and build upon the early successes. Mason will once again play a large role on our pitching staff.*

2018 ★ Sunday starter who was named a freshman All-American by Collegiate Baseball... Led the Commodores and ranked tied for third nationally among freshmen with eight victories... Was one of three SEC freshmen to post a shutout, doing so with a seven-inning complete game victory against LSU on March 25... Struck out five-or-more batters in seven of his 16 appearances... Held No. 25 Duke to three hits while fanning seven across five scoreless innings to secure his first collegiate victory on Feb. 18... Was named SEC Pitcher of the Week after retiring 16 of the final 18 batters he faced as part of a 1-0 win against LSU... Moved to 7-1 on the season on April 21, limiting Missouri to four hits and two runs (none earned) without permitting a walk... Limited Georgia to three runs while scattering seven hits in 6.2 innings for his sixth win on April 7... Limited SEC opponents to a .259 average and just 19 walks while fanning 45 in 51.1 innings... Held opponents to four extra-base hits in his first six appearances (26.0 innings)... Helped the Commodores capture the NCAA Clemson Regional, tossing five frames while allowing five runs and striking out as many as part of a 19-6 win against the host Tigers on June 3.

HIGH SCHOOL ★ Lettered four years in baseball at Pope John Paul II High School under coach Chris Parker... Also lettered two years in basketball... Helped the Knights to a Regional Championship as a senior... During senior season was named All-State, All-Region, and Tennessee Mr. Baseball Finalist... Named All-State and All-Region as a junior... as a sophomore was named All-State and All-Region... Played summer ball for Martha's Vineyard Sharks... Helped the Knights to a Regional Championship as a freshman... Was a member of the National Honor Society in high school... Played high school baseball and/or summer ball with Ben Brooks (Memphis), Connor Donahue (UMass-Amherst), Troy Stefanski (UConn), Braidyn Fink (Oklahoma), Jack Sheehan and Bryce Gray (Notre Dame).

ACADEMICS ★ Hickman's major is economics.

PERSONAL ★ Mason Alexander Hickman... Born 12/23/98 in Salt Lake City, Utah... Son of Tyler and Lorie Hickman... Favorites include: Bob Gibson (player), St. Louis Cardinals (team), Filip Forsberg (pro athlete -- non baseball player), Golf (other sport), Rory McIlroy PGA Tour (video game), Now You See Me (movie), Game of Thrones (tv show), Jesse Eisenberg (actor), Lasagna (meal), Chris Stapleton (music/singer/band), Nutella (late night snack), and Gulf of Mexico (vacation spot)... Says if he wasn't playing baseball he would be a fisherman... Names John C. Reilly as the actor to play him in a movie... Uses Inquisitive as one word to describe himself... Roommates with Pat DeMarco, Ty Duvall and Walker Grisanti... Lists Winning the Jr. Sunbelt Championship with Team Tennessee as his most memorable athletic moment... Chose Vanderbilt "because combining the aspects of a prestigious education and a prestigious baseball program makes an obvious choice. The coaching staff is filled with endless knowledge and insight on how to not only win baseball games but grow as a person. Vanderbilt is a place where you can grow in all aspects and that's what makes Vanderbilt extremely unique and my obvious choice."



Sophomore - RHP
6' 6" 230 lbs.
Bats/Throws: R/R
Hendersonville, Tenn.
Pope John Paul II

**Mason
Hickman**
44

2018 Freshman All-American (CB)

	W-L	ERA	G/GS	BB	K
2018	8-2	5.21	16/13	30	66
CAREER	8-2	5.21	16/13	30	66


Career Game Highs

Innings Pitched: 7.0, 2x, last at Missouri (4/21/18)
 Strikeouts: 9, vs. LSU (3/25/18)
 Hits Allowed: 8, at Florida (4/1/18)
 Walks Allowed: 6, at Tennessee (5/13/18)
 Runs Allowed: 6, vs. Kentucky (5/19/18)





THE COMMODORES



Senior - IF
6' 3" 215 lbs.
Bats/Throws: R/R
Miami, Fla.
Westminster
Christian HS

Julian Infante

22

2015-16 First-Year SEC

Academic Honor Roll

2016-17 SEC Academic Honor Roll

2017-18 SEC Academic Honor Roll

2018 Jeff Peeples

Most Valuable Teammate

	AVG	G/GS	HR	RBI	E
2016	.259	26/22	6	20	3
2017	.315	62/62	11	66	9
2018	.193	50/48	2	18	3
CAREER	.266	138/132	19	104	15

Career Game Highs

Hits: 4, vs. Belmont (3/22/17)
 Runs: 4, vs. Belmont 3/22/17
 RBI: 7, vs. Missouri 3/22/17
 Walks: 3, vs. Saint Mary's G2 (3/12/17)
 HRs: 1, 19x, last at Clemson (6/3/18)
 Strikeouts: 4, 2x, last vs. UMass-Lowell (2/23/18)
 Stolen Bases: 1, 2x, last at Florida (3/31/18)



QUOTING CORBIN ★ *If there was a definition of great teammate, Julian would be attached to it. He is rare. He puts his personal needs to the side when it comes to the team. He has been a consistent workhorse in our lineup since his freshman year. Most impressive last season, was his ability to compartmentalize his game and add to our teams' success regardless of his performance. We are very lucky to have Julian back for his senior year. The relationships he creates with every single player on the team are very special and don't come around that often. He exemplifies what it means to be a VandyBoy...he is a protector. Julian will have a great year!*

2018 ★ Made 48 starts and 50 appearances — all coming at first base — while batting .193 with 18 RBIs and 16 runs... Contributed three RBIs in his first six games while reaching base six times... Struck a two-run home run and went 1-for-4 as part of a 4-2 win against LSU on March 23... Totaled a pair of hits including a double with a run scored at Florida on March 30... Recorded a hit in all three games against South Carolina, reaching base six times while batting .444 (4-for-9) with five RBIs and two runs in the series... Recorded 10 hits over the last 10 games of the season, batting .312 with four runs and three RBIs during the stretch... Went 2-for-4 and reached base four times while belted a solo homer against Clemson on June 3.

2017 ★ Led the Commodores with 66 RBI while boasting a .315 average and 130 total bases during sophomore season... On May 7, Infante drove in a career-best seven runs against Missouri, becoming the first Dore since Dominic de la Osa (2006) to do so while matching a Hawkins Field record with three doubles... One of two Dores to play in all 62 games... Drove in three runs with his first triple of the season to deliver lead in win vs. Missouri 5/5... Doubled and drove in three runs in victory vs. Austin Peay 5/2... Drove in three runs as part of three-hit game, including two doubles, in win over Georgia in second game of doubleheader 4/22... Belted his ninth homer of the year and scored two runs in win at Georgia 4/21... Smashed his first career grand slam in win at Middle Tennessee 4/18, scoring three runs... Hit game-winning, two-run homer in top of the 13th inning at South Carolina 4/7, home runs in three of last four games... Smashed his sixth homer of the season in win at South Carolina 4/6, RBIs in three straight games... Homered as part of a three-hit game in win at Kentucky 4/2... Smashed his second homer in three games in victory vs. Texas A&M 3/25, going 2-for-3 with three RBIs... Set career-bests with four hits and four runs scored in win against Belmont 3/22, driving in three runs and hitting his third homer... Recorded his fourth two-hit game in his last five in victory over Western Kentucky 3/14, walking twice and driving in a run... Pushed hitting streak to six games with a pair of singles in win over Saint Mary's 3/12, also set a new career-best with three walks... Singled three times to set a new career-best in loss to CSUN 3/3, driving in a run and scoring a run for third straight game... Hit his second home run of the season with a solo shot in win over SE Louisiana 3/1... Posted his third two-hit game of the season with a pair of singles with one RBI in loss to UIC 2/26... Singled and scored in win over UIC 2/25 to push hitting streak to six games... Matched a career-best with three RBIs in series-clinching win at San Diego 2/19 going 2-for-4 with a double... Smashed his first home run of the year, a two-run shot, at San Diego 2/17... **SUMMER BALL** ★ Played in 25 games with the Brewster Whitecaps of the Cape Cod Baseball League... Hit .205 with nine runs and a pair of homers across 25 games.

2016 ★ Missed the first two months of the season with a broken wrist but hit six home runs in 26 games in the second half of the season, starting 22 and hitting .259 as a true freshman... Doubled and scored in loss to Ole Miss 5/26 at SEC Tournament... Hit a home run for second straight day in win over Texas A&M 5/25 as part of two-hit, two-run day... Came off the bench to hit pinch-hit homer in win over Missouri 5/24 in SEC Tournament opener... Started his first career game at 3B in win over Morehead State 5/17 going 1-for-4 with two RBIs... Singled for his fifth hit of the weekend at Florida 5/15, going 5-for-12 in the series... Smashed his fourth home run of the season with a solo shot in the second inning at Florida 5/14... Matched a career-high with three RBI in win vs. Western Kentucky 5/3 with a career-best two hits going for a double and a triple... Hit a first inning home run in win over Georgia 5/1, scoring two runs and walking twice... Doubled for the second straight day in win vs. Georgia 4/30 driving in a run for the third straight game... Drove in a career-high three runs in win over Georgia 4/29, scoring twice... Hit his second home run in just his fifth career start going 1-for-4 with two RBIs vs. Austin Peay 4/26... Hit his first career home run in his first career start (1B), scoring two runs in win over Central Arkansas 4/19... Made his collegiate debut in win vs. Middle Tennessee 4/12 singling as a pinch hitter... **SUMMER BALL** ★ Played in 25 games for Brewster in the Cape Cod League hitting .205 with two home runs and nine RBI.

HIGH SCHOOL ★ Named an All-American by Perfect Game after helping Westminster Christian to the Florida state championship... Holds the Florida state record for home runs in a single season with BBCOR bats with 13... Tagged as the Miami Dade Player of the Year in 2015 and Hitter of the Year in 2014 and 2015... Helped Warriors win Regional titles 2012-13 and 2015 and District titles 2012-15... Captained baseball team as a junior and senior... Lettered in basketball and baseball... Played summer/high school ball with several Division I players including Daniel Reyes (Florida), Elih Marrero (Mississippi State), Romy Gonzalez (Miami), Jonathan India (Florida) and Adrian Mayans (Davidson).

ACADEMICS ★ Infante is majoring in economics.

PERSONAL ★ Julian Joseph Infante... Born 9/24/96 in Miami, Florida.... Son of Mati and Joseph Infante... Has one sister, Taylor... Parents were both born in Cuba... Nickname is Jules... Favorites include: Josh Donaldson (player), New York Yankees (team), 300 (movie), Arrow (TV show), Channing Tatum (actor), sushi (meal), The Weeknd (musician), bananas (late night snack)... Says he would be a public speaker if he was not an athlete... Lists Channing Tatum as the actor that would play him in a movie... Uses different as the one word to describe himself... Roommates with Jack Goodrum, Jayson Gonzalez and Austin Martin... Names hitting a game-winning double off the wall in the state championship game as his most memorable athletic moment... Chose Vanderbilt "because I believe that it can provide me with the resources to become the man I want to be. Vanderbilt allows me to use all the talents God provided me with."

THE COMMODORES



QUOTING CORBIN ★ Erik did not see much time during his freshman year but he continued to invest with (Scott) Brownie and develop his pitching abilities. After spending the summer in the NECBL, Erik returned this fall showing a lot of improvement. He has a very powerful arm and has the ability to throw several above average pitches. He has developed physically and continues to show signs of growth in his game. Continued experiences on the mound will benefit him greatly.


2018 ★ Made two scoreless appearances during his inaugural collegiate campaign... Limited Austin Peay to one hit while striking out a pair on Feb. 27... Struck out one and did not allow a base runner on March 7 at Long Beach State...

SUMMER BALL ★ Made eight appearances including two starts for the Keene Swamp Bats of the New England Collegiate Baseball League... Recorded two saves and struck out 27 batters in 19.1 innings of work... Did not allow an earned run in five of his final seven outings... Struck out six batters in consecutive appearances on July 7 and July 12.

HIGH SCHOOL ★ Lettered three years at Waterloo High School under coach Mark Vogel... Also played varsity basketball... Helped the Bulldogs to the Regional Final as a senior... Was named Rawlings-Perfect Game Honorable Mention, Central-All Region first-team, Republic Times first-team, All-USA Today second-team All-State, Conference Player of the Year, and All-Metro Pitcher and First baseman as a senior... As a junior was named Rawlings-Perfect Game 2016 Underclass first-team and was a finalist for the Rising Star Award by the ABHOF... Played high school baseball and/or summer ball with Jordan McFarland (Arkansas) and Tyler McAlister (Missouri State).

ACADEMICS ★ Kaiser is majoring in economics.

PERSONAL ★ Erik Richard Kaiser... Born 11/20/98 in St. Louis, Missouri.... Son of Jeff and Karen Kaiser... Dad played baseball at Missouri State and in the San Francisco Giants organization... Has one sibling, Danielle... Nickname is Kais... Favorites include: Max Scherzer (player), St. Louis Cardinals (team), Basketball (other sport), Call of Duty: Black Ops (video game), Happy Gilmore (movie), Fastball (tv show), Will Ferrell (actor), Ribs and Potato Salad (meal), Hip Hop, Rap (music/singer/band), Sour Patch Kids (late night snack), Anywhere baseball can be played (vacation spot)... Names Will Ferrell as the actor to play him in a movie... Uses Goofy as one word to describe himself... Roommates with Kiambu Fentress, Harrison Ray and Justin Willis... Lists Watching my friend in high school hit a walk-off single to beat our rival school in a regional championship game as his most memorable athletic moment... Chose Vanderbilt "because of the city of Nashville. I found it very interesting as well as how nice the campus is. I also knew if I came here I would be getting a top notch education. Lastly, I felt when I met the coaches they would help grow me as an athlete as well as a person during my time here."



Sophomore - RHP
6' 5" 205 lbs.
Bats/Throws: R/R
Waterloo, Ill.
Waterloo HS

Erik
Kaiser
33

	W-L	ERA	G/GS	BB	K
2018	0-0	0.00	2/0	0	3
CAREER	0-0	0.00	2/0	0	3

Career Game Highs

Innings Pitched: 1.0, 2x, last at Long Beach St. (3/7/18)
 Strikeouts: 2, vs. Austin Peay (2/27/18)
 Hits Allowed: 1, vs. Austin Peay (2/27/18)
 Walks Allowed: None
 Runs Allowed: None





THE COMMODORES



Junioe - LHP
6' 6" 210 lbs.
Bats/Throws: L/L
Spring Hill, Tenn.
Spring Hill HS

Zach
King
34

	W-L	ERA	G/GS	BB	K
2017	2-1	2.56	25/0	31	17
2018	1-4	3.46	21/3	21	51
CAREER	3-5	3.08	46/3	38	82

Career Game Highs

Innings Pitched: 6.1, vs. Kentucky (5/18/18)
 Strikeouts: 6, vs. Kentucky (5/18/18)
 Hits Allowed: 7, vs. UMass-Lowell (2/24/18)
 Walks Allowed: 4, at Clemson (6/2/18)
 Runs Allowed: 3, 5x, last at Mississippi St. (6/8/18)



QUOTING CORBIN ★ *Zach has been one of the most reliable pitching options that we have had in our program since he arrived. He has been thrown into the fire many times and has shown great consistency in performance. His maturity and compete level continue to grow. He is a tough kid who loves the arena of competition. He is a very valuable piece of our pitching staff and he will continue to be someone we rely upon. His maturity off the field has really developed as well, as seen in his interactions with the younger players.*

2018 ★ Posted a 1-4 record alongside a 3.46 ERA in 21 appearances and three starts... His 21 appearances were tired with Reid Schaller for the team lead... Limited opponents to a .237 average while leading all Vandy relievers with 51 strikeouts and 52.0 innings pitched... Held opponents to nine extra-base hits including just one home run while adding three saves... Did not allow an earned run in four of his final six appearances, posting a 2.28 ERA over 19.2 innings... Struck out three-or-more batters 12 times including a season-high six while limiting Kentucky to two hits in 6.1 scoreless innings on May 18... Fanned a combined 12 batters in his first three appearances... Secured his first save on March 16 at Mississippi State, tossing the final three innings while limiting the Bulldogs to two hits and striking out three... Notched his third-consecutive scoreless outing, holding LSU to three hits in four scoreless innings on March 23... Struck out four Western Kentucky batters as part of two hitless frames for his third save on April 10... Went 1-2 with a 3.00 ERA in 10 relief appearances during SEC play... Did not permit an earned run in 10 appearances, all coming in his final 17 outings... Held foes to one walk or fewer in 16 of his 21 appearances.

2017 ★ Gave up two runs on two hits while recording two outs in loss at Clemson 6/4 in Clemson Regional... Pitched two innings against Clemson 6/3 at Clemson Regional allowing one run on two hits with two strikeouts... Turned in 4.2 scoreless innings of relief against South Carolina 5/23 at SEC Tournament... Pinned with his first career loss at Arkansas 5/12 allowing one run on two hits over two innings of relief... Earned his second win of the season with 5.1 no-hit innings of relief against Missouri 5/7 striking out five and retiring the final 16 batters he faced... Recorded two outs in the eighth inning of win over Missouri 5/5... Struck out one in lone inning of relief vs. Austin Peay 5/2... Gave up a home run in two innings of relief at Middle Tennessee 4/18... Recorded one out in relief against Florida 4/13... Worked a scoreless inning of relief in loss to Tennessee Tech 4/11... Gave up two runs on one hit while getting one out at South Carolina 4/8... Recorded two outs to preserve lead in eighth inning at South Carolina 4/6... Inherited and stranded the bases loaded with a strikeout in win at Kentucky 4/2... Fanned a career-best five over 2.1 innings of scoreless relief against Texas A&M 3/24... Worked a scoreless inning of relief against Belmont 3/22... Recorded one out and allowed a run on one hit at Ole Miss 3/19... Turned in a clean inning of relief at Ole Miss 3/18... Worked 1.1 scoreless innings out of the pen against Western Kentucky 3/14, stranding two runners... Earned his first career win with three-plus innings of relief against Central Arkansas 3/7 allowing two unearned runs on two hits with three strikeouts... Tossed a career-best four innings out of the bullpen against CSUN 3/3 giving up one run on two hits... Retired the lone batter he faced in win over SE Louisiana 2/28... Punched out two and gave up two hits against UIC 2/25... Gave up three runs, two earned, on two hits over 1.2 innings of relief against Evansville 2/22... Made his collegiate debut at San Diego 2/19 with a scoreless inning.

HIGH SCHOOL ★ Named the second-best high school pitching prospect in Tennessee in 2016 by Perfect Game... Lettered three years in baseball and won three straight district tournament and sectional titles at Spring Hill HS in Spring Hill, Tenn.... Helped lead the Raiders to the 2016 Tennessee AA state title as a senior winning a Regional championship along the way, the team's second in three years (2013)... Served as a team captain in 2016... Earned TBCA All-State and Tennessee Baseball Report All-Region as a senior... As a junior, he was named the District Pitcher of the Year along with TBCA All-State and All-Region... In 2014, he was tabbed the 12 AA Pitcher of the Year and placed on the Tennessee Baseball Report Super Sophomore team and All-Region squad... Played summer and/or high school ball with Vanderbilt teammate Ty Duvall, Hagan Severance (Belmont), Daniel Wright (Memphis), Jackson Curb (Belmont) and Tommy Morren (Memphis).

ACADEMICS ★ King is majoring in human organizational development.

PERSONAL ★ Zachary Lee King... Born 4/30/98 in Nashville, Tennessee.... Son of Lisa and Doug King... Has two sisters, Courtney and Krystin... Nickname is Kinger... Favorites include: Marcus Stroman (player), Cincinnati Reds (team), P.K. Subban (non-baseball athlete), Step Brothers, Miracle, 42, The Fighter (movies), Breaking Bad, Prison Break, Dexter (TV shows), Zach Galifianakis (actor), grilled wings and potatoes (meal), Justin Bieber and Thomas Rhett (musicians)... Lists actor Patrick Dempsey would play him in a movie... Uses friendly as the one word to describe himself... Names Traverse City, Michigan, as his favorite vacation destination... Says winning the state championship as a senior in high school is his most memorable athletic moment... Roommates with Drake Fellows... Chose Vanderbilt because it "has been my dream school since I was a kid and I'm excited to be here. It's the best baseball program in the nation combined with a great academic school, couldn't pass up this great opportunity."

THE COMMODORES



QUOTING CORBIN ★ *Marty had a very good freshman year. He was named freshman all-American and was a leader to our offense the entire season. He is extremely athletic and talented, and was able to perform at every defensive position aside from pitcher and catcher. He attacks the game; he's a competitor, a winner and wants to be in the middle of all big game moments. His acumen for the game is well above average. He impacts the game in some way every time he hits the field.*

2018 ★ Named a Freshman All-American by Baseball America, Collegiate Baseball, NCBWA and Perfect Game... Led Vanderbilt with 20 multi-hit games including six three-hit performances... Posted a 13-game hitting streak from April 1-21, the longest for a Commodore freshman since Xavier Turner (15) in 2013... Batted .429 (21-for-49) during the 13-game hitting streak... Recorded a hit in 47 of his 58 games including finishing the year on a 10-game hitting streak... Led the SEC with 22 stolen bases and finished tied for sixth among freshmen nationally in the category... His 22 stolen bases were the most for a Vandy freshman since Xavier Turner had as many in 2013... Paced the Commodores with a .308 batting average and .388 on-base percentage in 30 SEC starts... His 58 starts came at six different positions including center field (13x), first base (13x), left field (12x), third base (9x), designated hitter (9x) and shortstop (2x)... Was named to the NCAA Clemson Regional All-Tournament Team after batting .385 (5-for-13) with four runs and six total bases in three games... In six NCAA Tournament games, he hit a team-leading .385 (10-for-26) with five runs and three doubles... Batted leadoff in 52 games... Recorded a multi-hit performance in six of the team's final eight games... Named SEC Freshman of the Week on April 16 after posting a .462 average and .588 on-base percentage against Western Kentucky and Ole Miss... Batted .571 (8-for-14) with two runs, two stolen bases and two RBIs in three games at Missouri... During his first seven starts of the season, batted .652 (15-for-23) with 11 runs, six walks and as many stolen bases... Recorded at least one hit in 22 of 30 SEC games... his first career hit came as a solo home run on the third pitch of the game against Duke on Feb. 18... Tied for the team lead while batting .333 (29-for-87) with runners on base... Hit .436 (44-for-101) when leading off an inning.

HIGH SCHOOL ★ Lettered four years in baseball at Trinity Christian Academy under coach Gil Morales... Also played basketball in high school... During senior season was named Rawlings-Perfect Game second-team All-American, Florida -- All-Region first-team and team captain... As a junior was named Rawlings-Perfect Game 2016 underclass high honorable mention and team captain... Helped the Conquerors to the Florida Class 4A State Baseball Championship as a sophomore... Named Rawlings-Perfect Game 2015 High Honorable Mention and team captain as a sophomore... Played high school baseball and/or summer ball with J.C. Flowers (Florida State) and Todd Lott (UL-Lafayette).

ACADEMICS ★ Martin is undecided on a major.

PERSONAL ★ Christopher Austin Martin... Born 3/23/99 in Deland, Florida.... Son of Christopher Martin and Daisy Riutort... Has two siblings, Jenessa and Leilani... Nickname is Amar... Favorites include: Derek Jeter (player), New York Yankees (team), LeBron James (pro athlete -- non baseball player), basketball (other sport), FIFA '17 (video game), Lion King (movie), Leonardo DiCaprio (actor), rice and beans (meal), Michael Jackson (music/singer/band), peanut butter and jelly (late night snack) and Puerto Rico (vacation spot)... Says if he wasn't playing baseball he would be an air traffic controller... Names Wilmer Valderrama as the actor to play him in a movie... Uses dedicated as one word to describe himself... Roommates with Jack Goodrum, Jayson Gonzalez and Julian Infante... Lists winning the state championship his sophomore year as his most memorable athletic moment... Chose Vanderbilt "because of the great atmosphere and great coaches."



Sophomore - UTL
6' 0" 170 lbs.
Bats/Throws: R/R
Jacksonville, Fla.
Trinity Christian Academy

Austin Martin
16

2018 Freshman All-American
(BA, CB, NCBWA, PG)
2018 NCAA Clemson Regional All-Tournament Team

	AVG	G/GS	HR	RBI	E
2018	.338	59/58	1	19	2
CAREER	.338	59/58	1	19	2


Career Game Highs

Hits: 4, vs. Presbyterian (2/20/18)
Runs: 3, 3x, last at Clemson (6/3/18)
RBI: 3, at Tennessee (5/13/18)
Walks: 3, 2x, last vs. Kentucky (5/17/18)
HRs: 1, vs. Duke (2/18/18)
Strikeouts: 4, vs. Indiana State (2/28/18)
Stolen Bases: 3, vs. Presbyterian (2/21/18)





THE COMMODORES



Senior - IF
5' 10" 185 lbs.
Bats/Throws: L/R
Bellevue, Wash.
International School


Ethan
Paul
10

2016 Freshman All-American (CB)
2016 Freshman All-SEC
2016-17 SEC Academic Honor Roll
2017-18 SEC Academic Honor Roll
2018 NCAA Clemson Regional All-Tournament Team

	AVG	G/GS	HR	RBI	E
2016	.305	54/45	4	31	12
2017	.251	53/52	5	27	6
2018	.237	62/62	10	44	6
CAREER	.261	169/159	19	102	24

Career Game Highs

Hits: 4, 2x, last vs. UMass-Lowell (2/24/18)
Runs: 3, 9x, last vs. Evansville (4/17/18)
RBI: 7, vs. UMass-Lowell (2/24/18)
Walks: 3, vs. Xavier (3/13/16)
HRs: 2, 2x, last vs. Evansville (4/17/18)
Strikeouts: 3, 6x, last vs. Tennessee Tech (5/8/18)
Stolen Bases: 2, 5x, last vs. South Carolina (4/27/18)



QUOTING CORBIN ★ *We were extremely happy to hear that Ethan was coming back for his senior season. He has been a leader in our program and a staple in our lineup since his freshman year. Ethan has been consistent in every facet of his life at Vanderbilt. He is intentful, deliberate, a high-level student and player. As he has grown, he has been an outstanding communicator and teacher to the younger players and is someone that the guys look to as a leader. He will again anchor the middle part of the infield and will prove to be very valuable with the loss of Connor Kaiser. His skill, confidence, experience and offensive abilities will help our team greatly.*

2018 ★ One of two players to start all 62 games, doing so at second base... Concluded the season having started 110 consecutive games at second base (Feb. 22, 2017-present)... Selected in the 26th round (pick 775) of the MLB Draft by the Pittsburgh Pirates... Finished second on the team in RBIs (44) and stolen bases (18)... Led the team in hit by pitches (14) and was third on the squad in home runs (10)... Helped turn 32 double plays while committing just six errors in 248 chances... Named to the NCAA Clemson Regional All-Tournament Team after batting .333 (3-for-9) with two RBIs and a home run... Belted a game-tying two-run homer on June 2 against Clemson... Struck a game-tying two-run homer during the ninth inning of the NCAA Nashville Super Regional (Game 3) against Mississippi State... Finished third on the squad with 10 multi-RBI games... Went 4-for-6 with a career-high seven RBIs while finishing a triple shy of the cycle against UMass-Lowell on Feb. 24... Produced an eight-game hitting streak from Feb. 23-March 4 and registered a base knock in 18 of the first 24 games... Struck three homers in his first nine games... Went 3-for-6 with four RBIs, three runs and a two-run homer against Austin Peay on Feb. 27... Belted two homers and went 3-for-3 with three RBIs and three runs against Evansville on April 17... Logged his first triple and went 3-for-4 with two RBIs at Missouri on April 21... Batted .417 (5-for-12) with the bases loaded and hit .411 (23-for-56) as the leadoff batter... Led the Commodores with 35 RBIs and 65 total bases in 32 non-conference games.

2017 ★ Started 52 games and made 53 appearances, hitting .251 during his sophomore season... Finished third on the team with 15 doubles while adding a triple and five home runs... Posted a .336 on base percentage including matching a team high with eight hit by pitches... Stole two bases, singled and scored in win at Clemson 6/5 Clemson Regional... Picked up two hits in win over Clemson 6/3 at Clemson Regional... Singled twice in win against Alabama 5/19... Drove in two runs and scored two more for the second game in a row in win vs. Alabama 5/18... Scored twice and drove in two runs in win over Middle Tennessee 5/16... Smashed his fifth homer of the season with a two-run shot at Arkansas 5/12 as part of two-hit game... Scored twice and picked up a pair of hits in win vs. Missouri 5/7... Singled in a run in loss to Tennessee 4/29, hits in six of eight games since return from injury... Singled in win vs. Tennessee 4/28, hits in five of seven since return from injury... Matched a career-best with three runs in victory at Georgia 4/22 in second game of doubleheader going 2-for-4 with his fourth homer of the year... Doubled and drove in three runs in win at Middle Tennessee 4/18... Hit his third homer of the year as part of two-hit game vs. Texas A&M 3/25... Doubled and scored in loss at Ole Miss 3/19... Stayed hot with two more RBIs and a triple vs. Central Arkansas 3/8 to push total to seven RBIs over last three games... Hit two home runs and drove in three runs in win over CSUN 3/5 matching a career-best with three runs scored... Drove in three runs and matched a career-high with three runs scored as part of two-hit game at San Diego 2/19... **SUMMER BALL** ★ Was named a Cape Cod League All-Star with the Orleans Firebirds... Batted .304 with 24 runs and 17 RBIs... Helped Orleans to the playoffs behind four home runs and seven stolen bases.

2016 ★ Named a Freshman All-American by Collegiate Baseball after hitting .305 with four home runs and 31 RBI... Matched a Hawkins Field record with three doubles as part of career-best four-hit game, scoring three runs in NCAA Regional loss to Washington 6/4... Singled twice and drove in a run in NCAA Regional loss to Xavier 6/4... Singled and scored in SEC Tournament loss to Ole Miss 5/26... Scored a run and singled in win over Texas A&M 5/25 at SEC Tournament... Doubled for the fourth straight game as part of two-hit, two-run game vs. Auburn 5/19, stole home as part of triple steal in victory... Knocked in two runs with a double in win at Florida 5/14, six RBI in last three games... Drove in a career-high four runs with a single and three-run homer in loss to Louisville 5/10... Drove in three runs in victory over Georgia 5/1, hitting his third home run of the year and adding a RBI-single... Drove in two runs with three hits in win over Middle Tennessee 4/12, starting his first career game at 1B... Started his first career game as the DH in win at LSU 4/9 singling twice... Recorded his second multi-hit game in his last three with a double and home run in win vs. South Carolina, RBI in three straight games... Drove in three runs with three hits in win at Missouri 3/27... Collected two hits and scored a run in win vs. Mississippi State 3/20... Hit his first career home run in win over NIU 3/15 driving in three runs... Made his first career start in his collegiate debut against San Diego 2/20 driving in two runs and scoring twice... **SUMMER BALL** ★ Named a Cape Cod League All-Star while playing for Orleans, hit .252 with three home runs and 14 RBI over 35 games.

HIGH SCHOOL ★ Named an All-American in 2014 and 2015 by Perfect Game... 2014 All Area Code Games Team... Lettered three years in high school on the baseball team and earned one letter from the basketball team... Named 4A All-State infielder in 2014 and 2015 by WSBCA... 2014 Newport High School Team MVP... Helped his team to League and District titles as a senior finishing as the state runner-up... Graduated high school with a 3.92 GPA... Played summer ball with Jacob Westerman (New Mexico) and Rex Stephan (Washington).

ACADEMICS ★ Paul is majoring in psychology.

PERSONAL ★ Ethan Gregory Paul... Born 8/27/96 in Seattle, Washington.... Son of Lael and Greg Paul... Has one older brother, Mason... Nickname is EP... Favorites include: Robinson Cano (player), Seattle Mariners (team), Forrest Gump and Step Brothers (movies), Breaking Bad and House of Cards (TV shows), Will Ferrell (actor), steak and rice (meal), Florida Georgia Line (band), peanut butter and honey sandwich (late night snack)... Says he would be a firefighter if not an athlete... Names Leonardo DiCaprio as the actor that would play him in a movie... His oddest talent is being a "skilled juggler"... Uses passionate as the one word to describe himself... Roommates with JJ Bleday, Philip Clarke and Cooper Davis... Lists playing for a baseball state championship last year as his most memorable athletic moment... Chose Vanderbilt because he "knew it would push me to be the best version of myself academically, athletically and personally."

THE COMMODORES



QUOTING CORBIN ★ Patrick continues to be one of our strongest leaders and most connected players in our program. To have his ability and experience back for a senior year is special. Plain and simple, he is a tough competitor that we trust. He is the winningest pitcher in our program and has been a part of winning environments everywhere that he has played. He is a pleasure to be around and coach. We will continue to rely on him heavily as he positively impacts our program and pitching staff.

2018 ★ Concluded his junior season ranking ninth in team history for career ERA (2.95) and 11th in career wins (22)... Started 12 games and made 16 appearances, posting a 5-5 record and 3.57 ERA... Recorded his 200th career strikeout in his hometown of Knoxville on May 12 at Tennessee... Fanned a season-high eight batters without allowing an earned run in five innings of three-hit ball against TCU on March 11... Did not allow an earned run for the third time in four outings, tossing five shutout frames at Mississippi State on March 17... Permitted just three hits in two-straight starts coming on April 15 against Ole Miss and April 20 at Missouri... Allowed three runs or fewer in 15 of 16 appearances... Did not allow a hit in 1.2 innings against Clemson to secure his fifth win on June 2... Struck out four-or-more batters on eight occasions... Held Tennessee to two runs while fanning four on May 12... Held opponents to a .230 batting average (29-for-126) with runners on base.


2017 ★ Posted a breakout sophomore campaign, ranking fourth in the SEC for wins while posting a 10-4 record... His 2.73 ERA ranked eighth in the SEC... Led Vandy with 105.1 innings pitched while holding opponents to a .231 average... Turned in his 12th quality start of the season with seven innings to earn win vs. St. John's 6/2 at Clemson Regional allowing three runs on six hits, moved into a tie for eighth on VU single-season wins list with his 10th victory of season... Won his ninth game of the season and fourth in five starts with seven scoreless innings against Alabama 5/18... Received just his second no decision of the season at Arkansas 5/12 after allowing three runs on seven hits, including two home runs, with seven strikeouts over 6.2 innings... Won his team-best eighth game of the year with 6.2 innings against Missouri 5/5 allowing two runs on eight hits with six strikeouts, three straight wins... Dominated again in victory vs. Tennessee with eight scoreless innings allowing five hits and striking out five in team-leading seventh win... Earned his team-best sixth win of the year with his first career complete game at Georgia 4/21 allowing one run on eight hits with one walk and four strikeouts... Turned in seven strong innings to earn win at South Carolina 4/6 striking out six and allowing two runs on eight hits... Dominated over seven scoreless innings of win over Texas A&M 3/25 scattering three hits and punching out six... Earned his third win of the year with six-plus solid innings at Ole Miss 3/18 allowing two runs on four hits with a walk and three strikeouts... Matched a career-best with 11 strikeouts over a new career-best 8.2 innings in tough-luck loss to Saint Mary's 3/12... Earned his second win of the year with a quality start against UIC 2/25, striking out six and allowing one unearned run on three hits... **TEAM USA** ★ Became the 17th Commodore to don the Stars & Stripes, picking up three victories without allowing an earned run... Tossed three innings of one-hit ball against Catawba Valley on June 22.

2016 ★ Named a Freshman All-American by Collegiate Baseball after turning in a stellar freshman season, going 7-1 with a 2.61 ERA in 15 games, 10 starts... Opened the SEC Tournament with six scoreless innings against Missouri 5/24 to earn his seventh win, struck out four and allowed only two hits... Recorded his second save of the season with three scoreless innings in win over Auburn G1 5/19... Won his sixth game of the year with six-plus innings against Georgia 5/1, punched out six and allowed two runs on three hits and a walk... Started his first career SEC game vs. Kentucky 4/17, pitching four scoreless innings and allowing just two hits with five strikeouts in a no decision... Picked up his fifth win of the year and first out of the bullpen at LSU 4/9 working two scoreless innings... Earned his fourth win of the season in his first start since March 15, turning in three scoreless vs. Lipscomb 4/5 with five strikeouts... Recorded the final seven outs to earn his first career save vs. Mississippi State 3/20... Won his third straight start with two scoreless innings vs. NIU 3/15 striking out two and allowing two hits... Picked up his second win in his second start allowing three runs on four hits with no walks and seven strikeouts vs. Radford 3/8... Earned the win in his first career start with a stellar seven innings against EIU 2/24, carrying a no hitter into the seventh inning before allowing an infield single, struck out 11 over seven scoreless... Made his collegiate debut out of the bullpen against San Diego 2/19 allowing two runs on three hits with three walks and three strikeouts over 2.1 innings... **SUMMER BALL** ★ Started four games for Bourne in the Cape Cod League, going 1-2 with a 3.72 ERA with 15 strikeouts over 19.1 innings.

HIGH SCHOOL ★ A three-time All-American and a Perfect Game All-American in 2015... Lettered four years for powerhouse Knoxville Farragut helping the Admirals to four state tournaments, three state championship games and the 2014 state title... Three-time All-State pitcher and 2015 District Pitcher of the Year... Played high school ball with Kyle Serrano, Nick Senzel, Chase Chambers and Anthony El Chabani (Tennessee).

ACADEMICS ★ Raby is majoring in human and organizational development.

PERSONAL ★ Steven Patrick Raby... Born 5/22/97 in Louisville, Kentucky... Son of Steve and Patricia Raby... Has one brother, Brian, and one sister, Angela Brown... Nickname is Spock or Rabes... Favorites include: Chipper Jones (player), Atlanta Braves (team), all the Fast & Furious movies (movies), Dexter, Friends (TV shows), Brad Pitt (actor), chicken and mac & cheese (meal), Florida Georgia Line, Luke Bryan, J. Cole, Drake (musicians), peanut butter sandwich (late night snack)... Says he would be a coach if not an athlete... Names Nicholas Cage as the actor to play him in a movie... Uses goofy as the one word to describe himself... Roommates with Tyler Brown, Chase Casali and Hugh Fisher... Lists winning a state title as a junior as his most memorable athletic moment... Chose Vanderbilt for "the academics, baseball team, championships and Coach Corbin."



Senior - RHP
6' 3" 230 lbs.
Bats/Throws: R/R
Knoxville, Tenn.
Farragut HS


Patrick
Raby
29

2016 Freshman All-American (CB)
2016-17 SEC Academic Honor Roll
2017 USA Baseball
Collegiate National Team
2017-18 SEC Academic Honor Roll

	W-L	ERA	G/GS	BB	K
2016	7-1	2.61	15/10	19	63
2017	10-4	2.73	16/16	30	87
2018	5-5	3.57	16/12	33	57
CAREER	22-10	2.95	47/38	82	207

Career Game Highs

Innings Pitched: 9.0, at Georgia (4/21/17)
Strikeouts: 11, 2x, last vs. Saint Mary's G1 (3/12/17)
Hits Allowed: 9, at Kentucky (3/31/17)
Walks Allowed: 5, vs. Alabama (5/18/17)
Runs Allowed: 7, 2x, last at Auburn (5/5/18)





THE COMMODORES




Junior - IF
5' 11" 190 lbs.
Bats/Throws: R/R
Longwood, Fla.
Lake Brantley HS

Harrison
Ray
2

	AVG	G/GS	HR	RBI	E
2017	.244	32/17	1	12	1
2018	.242	42/22	1	14	6
CAREER	.243	74/39	2	26	7

Career Game Highs

Hits: 2, 8x, last vs. Mississippi St. (6/10/18)
 Runs: 2, 3x, last vs. Mississippi St. (6/10/18)
 RBI: 4, vs. South Carolina (4/29/18)
 Walks: 2, at Kentucky (4/2/17)
 HRs: 1, 2x, last at Clemson (6/3/18)
 Strikeouts: 3, vs. Ole Miss (4/13/18)
 Stolen Bases: 2, 2x, last vs. South Carolina (4/29/18)



QUOTING CORBIN ★ Harrison has the opportunity to impact our team in many ways. He is a very versatile player, who continues to improve daily. He is a tough, competitive kid who was an Omaha Challenge finalist. He is very connected with his teammates and is willing to be whatever he needs to for his team. He came back this fall with a plan to be an everyday player as a junior, and his investment level reflects his goals. Harrison is fun to coach and someone who makes the environment better. He will have an opportunity to be an impactful piece of our lineup this year.

2018 ★ Made 42 appearances and 22 starts while batting .242... His 22 starts came at four different positions including third base (13x), center field (5x), left field (2x) and right field (2x)... Batted .375 (6-for-16) with six runs in four appearances and three starts during the NCAA Tournament... Tied for the team lead with four runs and five hits while batting .385 at the NCAA Nashville Super Regional... Paced the Dorees with three triples including a one-out three bagger, eventually scoring the tying run in the eighth inning against Mississippi State during Game 2 of the NCAA Nashville Super Regional... Recorded a pair of two-hit games at the Nashville Super Regional and logged at least one hit in all three games... Posted a breakout performance against South Carolina, batting .333 (4-for-12) with six RBIs and three runs in three starts... Pushed the Dorees ahead 8-7 with a two-run double in the seventh inning against South Carolina as part of a four-RBI game on April 29... Went 1-for-3 with a home run and two runs scored against Clemson on June 3... Drove in two runs and went 2-for-5 with a double at Tennessee on May 13.

2017 ★ Made 17 starts and appeared in 32 games as a freshman... went 19-for-78 at the plate, posting a .244 average... Added 26 total bases and 12 RBIs... Drew 11 walks as part of a .333 on base percentage... Started in RF at Clemson 6/3 at Clemson Regional going 0-for-3 with a RBI... Came off the bench to go 1-for-2 in win vs. St. John's 6/2 at Clemson Regional... Knocked in two runs and went 1-for-3 in start in RF in win over Alabama 5/18... Doubled and scored in win vs. Middle Tennessee 5/16... Singled and scored a run in loss at Louisville 5/9, four runs in last three starts... Started at 3B in win over Missouri 5/7 going 2-for-4 with two runs scored... Came off the bench to go 1-for-2 against Missouri 5/6, singling in game-tying, ninth-inning rally... Singled and scored as starting 3B in victory vs. Missouri 5/5... Started his first career game at 3B going 1-for-4 in win over Austin Peay 5/2... Legged out an infield single in win over Florida 4/14... Stole his first base in win at South Carolina 4/7... Knocked in a run in win at South Carolina 4/6... Came off the bench to play third base against UT Martin 4/4, adding a single and a run... Singled and scored in win against Lipscomb 3/28... Drove in a run and scored while collecting his first career triple in win over Texas A&M 3/25... Walked and scored a run in victory vs. Texas A&M 3/24... Started in RF going 1-for-5 in win over Belmont 3/22... Singled and scored in his second start in RF against Saint Mary's 3/12... Made his first career start in right field in win vs. Central Arkansas 3/8 going 2-for-3 with a double, run and RBI... Earned his first career start against CSUN 3/5 going 0-for-2 as the DH... Hit his first career home run with a two-run shot against SE Louisiana 2/28... Singled in win at San Diego 2/19 for his first career hit... Made his collegiate debut at San Diego 2/16 as a pinch runner... **SUMMER BALL** ★ Appeared in 30 games for the Sanford Mainers of the New England Collegiate Baseball League... Batted .194 with a pair of home runs and 11 RBIs in 30 games.

HIGH SCHOOL ★ Lettered three years on the baseball team at Lake Brantley HS... Tabbed an honorable mention All-American by Rawlings-Perfect Game and first team All-Region in 2016... Perfect Game underclass first team in 2015.

ACADEMICS ★ Ray is undecided on a major.

PERSONAL ★ Harrison Hall Ray... Born 1/11/98 in Rockville, Maryland... Son of Tracey and Lewis Ray... One younger brother, Matthew... Father was a high school wrestler and brother plays high school football... Nickname is Harry... Favorites include: Brandon Phillips (player), Boston Red Sox (team), the Rocky series (movies), MLB Network (TV shows), Kevin Hart (actor), pasta (meal), J. Cole (musician), peanut butter (late night snack)... Names Forrest Whitaker as the actor to play him in a movie... Says juggling multiple objects is oddest talent... Roommates with Kiamibu Fentress, Erik Kaiser and Justin Willis... Lists winning back-to-back AAU national championships with Chet Lemon Juice as his most memorable moments... Recipient of Monroe J Carell Jr Bball Scholarship... Chose Vanderbilt for the "great academics and athletics."

THE COMMODORES



QUOTING CORBIN ★ *Sandy spent last year rehabbing his shoulder and made big gains with his overall body strength. He is a very driven young man. Whether it's baseball or academics, he has a high level of excellence. He is a favorite amongst his teammates, and is someone that is very enjoyable to be around. He will compete for a relief role this year and we look forward to seeing him compete for us.*


2018 ★ Did not play... **SUMMER BALL** ★ Appeared in six games and made three starts for the Palm Beach Snowbirds of the CLPB... Went 2-0 with a 4.20 ERA and struck out 20 batters in 15 innings... Picked up the victory in each of his final two appearances... Struck out six while permitting just one hit in four innings of work against the Loggerheads on July 3.

2017 ★ Made three relief appearances totaling as many innings during his freshman season... Did not allow a hit while fanning three... Worked a scoreless inning against Texas A&M 3/25... Punched a career-best two in lone inning of relief against Central Arkansas 3/8... Made his collegiate debut against CSUN 3/5 with a scoreless inning of relief.

HIGH SCHOOL ★ Lettered three seasons at Jesuit HS in Tampa, Fla., the same high school as former Commodore John Kilichowski... Helped lead the Tigers to the 5A state title in 2014 as a sophomore... Won three straight district titles 2014-16 and captured the 2014 regional championship... Played summer and/or high school baseball with Nico Baldor (Miami), Bobby Hearn (Wake Forest), Clayton Kwiatkowski (Florida State), Jack Anderson (Florida State), Austin Bergner (North Carolina), Andrew Belcik (Notre Dame), Travis MacGregor (Pittsburgh Pirates).

ACADEMICS ★ Sandborn is majoring in computer science and mathematics.

PERSONAL ★ Michael Steven Sandborn... Born 5/26/98 in Tampa, Florida.... Son of Marilyn and Steve Sandborn... Has one older sister, Cathryn, a younger brother, Brett, and younger sister, Stephanie... Nickname is Sandy... Favorites include: Clayton Kershaw (player), Tampa Bay Rays (team), Batman: The Dark Knight, Star Wars, The Big Short, Lord of the Rings (movies), The Office, Mr. Robot, House of Cards, Criminal Minds (TV shows), Steve Carell (actor), chicken parmesan (meal), country and rap (music), peanut butter and chocolate milk (late night snack)... Says if he was not an athlete he would be a computer programmer... Lists actor Christian Bale as the actor to play him in a movie... Names speaking backwards as his oddest talent... Uses inquisitive as the one word to describe himself... Tabs Green Turtle Cay in the Bahamas as his favorite vacation spot... Roommates with Joe Gobillot, Jackson Kelley and Stephen Scott... Says he will be happy, healthy and successful in 10 years... Lists winning the state championship as a high school sophomore as his most memorable athletic moment... Recipient of the John C. Rich Baseball Memorial Scholarship... Chose Vanderbilt "for Coach Corbin, prestigious academics and the top baseball program."



RS Sophomore - LHP
6' 1" 190 lbs.
Bats/Throws: L/L
Tampa, Fla.
Jesuit HS

Michael
Sandborn
25

2016-17 First-Year SEC Academic Honor Roll

	W-L	ERA	G/GS	BB	K
2017	0-0	0.00	3/0	1	3
CAREER	0-0	0.00	3/0	1	3

Career Game Highs

Innings Pitched: 1.0, 3x, last vs. Texas A&M (3/25/17)
 Strikeouts: 2, vs. Central Arkansas (3/8/17)
 Hits Allowed: None
 Walks Allowed: 1, vs. Central Arkansas (3/8/17)
 Runs Allowed: None





THE COMMODORES



Senior - UTL
5' 11" 200 lbs.
Bats/Throws: L/R
Cary, N.C.
Cardinal Gibbons HS

Stephen
Scott
19

**2015-16 First-Year SEC
 Academic Honor Roll**

2016-17 SEC Academic Honor Roll

2017-18 SEC Academic Honor Roll

2019 Preseason All-American (CB)

	AVG	G/GS	HR	RBI	E
2016	.091	18/1	0	2	0
2017	.227	38/32	2	11	0
2018	.268	53/47	15	41	4
CAREER	.239	109/80	17	54	4

Career Game Highs

Hits: 3, 2x, last vs. Middle Tenn. (5/15/18)
 Runs: 4, at Clemson (6/3/18)
 RBI: 5, vs. Middle Tenn. (5/15/18)
 Walks: 2, 12x, last at Clemson (6/3/18)
 HRs: 2, 2x, last at Clemson (6/3/18)
 Strikeouts: 3, 2x, last at Florida (3/31/18)
 Stolen Bases: 2, vs. Georgia (4/5/18)



QUOTING CORBIN ★ *We are lucky to have this guy back – he's a program guy in every way. Stephen had a very good junior year both offensively and defensively. He entered the program as an outfielder but showed the athletic ability and versatility to go behind the plate. He settled in as our go-to guy at the catcher position last year and did a great job handling the pitchers. Stephen is tough, is a winner and will do absolutely whatever the team asks of him. He spent the fall looking for ways to help our team in the infield and outfield. We may see him all over the field this year. Regardless of where he is, Stephen will make us better because of his care level for what he is doing and for the people around him.*

2018 ★ Started 47 games and appeared in 53 matchups... Selected in the 31st round of the MLB Draft by the Miami Marlins... Led the team and ranked seventh in the SEC with 15 home runs... Belted nine home runs in his final 14 games... Swatted two homers at Tennessee on May 11 and against Clemson on June 3... Recorded at least one hit in 16 of his final 19 games... Over his final 19 games (May 1-June 10), Scott batted .364 (24-for-66) with 21 runs, 20 RBIs, 13 walks and 10 homers... Named a Collegiate Baseball National Player of the Week in consecutive weeks on May 14 and May 21... Batted .315 (17-for-54) with runners in scoring position... Registered 12 multi-hit games and nine multi-RBI games... Registered seven multi-hit performances over his final 15 games... Led Vandy with a .601 slugging percentage and was second in total bases (101) and walks (34)... Caught 12 runners stealing in 35 games behind the plate... Batted .375 (9-for-24) with eight runs, five RBIs and three home runs across six NCAA Tournament games... Reached base in 16 of his final 17 games and in 26 of his final 29 outings... Contributed an RBI in five of his first six games including a 2-for-4 performance with four RBIs against UMass-Lowell on Feb. 25... Belted a two-out, three-run homer as part of a 1-for-3 performance at Florida on March 30... In three games against Georgia, he batted .500 (5-for-10) with five RBIs, two runs and a homer... Drew at least one walk in his final six games... Finished a triple shy of the cycle and went 3-for-5 with five RBIs and three runs against Middle Tennessee on May 15.

2017 ★ Made 32 starts and appeared in 38 games during sophomore season... Hit .227 while scoring 25 runs... Turned in 37 total bases while driving in 11 runs... walked 20 times and boasted a .347 on base percentage... Went 1-for-2 off the bench in win vs. Alabama 5/18... Scored a career-best three runs against Missouri 5/7, walked twice while hitting leadoff for the first time in his career... Singled in loss to Tennessee 4/29... Smashed his second home run of the season in win at Georgia 4/21 driving in two runs... Scored a career-high three runs in win at Middle Tennessee 4/18... Singled twice in loss to Florida 4/15... Singled in loss to Florida 4/13... Walked and scored a run in loss vs. Tennessee Tech 4/11... Scored two runs and collected two hits in victory at South Carolina 4/7... Singled and scored in win at South Carolina 4/6... Scored two runs and collected two hits in win vs. UT Martin 4/4... Extended hitting streak to six games with RBI-single at Kentucky 3/31... Singled for the fifth straight game in victory over Lipscomb 3/28... Scored two runs and walked twice for second straight game vs. Texas A&M 3/26, stealing his first career base... Walked twice and singled in win vs. Texas A&M 3/25... Singled and scored against Texas A&M 3/24... Singled twice and walked twice in victory vs. Belmont 3/22... Struck out twice and went 0-for-4 at Ole Miss 3/19... Hit his first career home run at Ole Miss 3/18 as part of two-hit game... Singled for the fifth straight game in loss to Saint Mary's 3/12... Started in LF for fourth straight game and scored a run going 1-for-3 in victory over Saint Mary's 3/10... Singled twice to set a new career-best in win over Central Arkansas 3/8... Doubled and scored in win over Central Arkansas 3/7... Made his season debut against CSUN 3/5, starting in LF and going 1-for-3 with two RBIs... Missed first three weeks of season after being hit in face by pitch during last preseason training session... **SUMMER BALL** ★ Helped the Orleans Firebirds to the Cape Cod Baseball League Playoffs by hitting .300 with 33 RBIs, 25 runs and seven home runs.

2016 ★ Played in 18 games, making one start, as a true freshman... Drove in a run with a single in win at Missouri 3/27... Earned his first career start at Middle Tennessee 3/22 getting the nod in LF and going 0-for-3... Drove in his first career run in win over Radford 3/8... Picked up his first career hit in win over UIC 2/28... Scored a run and lined out to left against San Diego 2/21... Made his collegiate debut against San Diego 2/20 striking out in his lone at-bat... **SUMMER BALL** ★ Named Rookie of the Year in the New England Collegiate Baseball League for Newport, hitting .285 with 10 home runs, 32 RBI and 29 runs scored over 42 games.

HIGH SCHOOL ★ Perfect Game All-American in 2015 starred in baseball and football at Cardinal Gibbons HS in Cary, N.C. lettering four years in baseball and three in football... Captained the football team as a senior in 2014... Won conference championships in football and baseball in 2012... Earned All-State honors in 2014, All-Metro in 2014-15 and All-Conference 2013-15... Played summer ball with the Midland Redskins... Played summer/high school ball with several Division I athletes: Stevie Mangrum (Virginia Tech), Zeke Pinkham (University of Louisville), Logan Harvey (Wake Forest), Jake Mueller (Wake Forest), Utah Jones (University of North Carolina), Cody Morris (South Carolina), Greyson Jenista (Wichita State), Cody Scroggins (Arkansas), Hayden Senger (Miami of Ohio), Carson Lydon (Virginia Tech football).

ACADEMICS ★ Scott is majoring in economics.

PERSONAL ★ Stephen Garrett Scott... Born 5/23/97 in Raleigh, N.C.... Son of Curtis and Dawnette Scott... Has one sister, Alex... Favorites include: Mike Trout (player), Boston Red Sox (team), Interstellar, Anchor Man, The Other Guys (movies), SportsCenter, Family Guy, Key and Peele (TV shows), Will Ferrell (actor), barbeque (meal), Jason Aldean (musician)... Says he would be a team manager if he was not an athlete... Names Mark Wahlberg as the actor that would play him in a movie... Uses hard-working as the word to describe himself... Roommates with Joe Gobillet, Jackson Kelley and Michael Sandborn... Lists winning back-to-back WWBA national championships with the EvoShield Canes as his most memorable athletic moments... Recipient of the Ingram Athletic Endowed Scholarship... Chose Vanderbilt because "I loved all the coaches, atmosphere, facilities and Nashville. Plus, both of my parents attended Vanderbilt."

THE COMMODORES



QUOTING CORBIN ★ *Justin gained a lot of experience in some tough SEC games during his first year. He's a fearless kid who competes with a lot of energy and tenacity. He has a bulldog mentality on the mound, but is a very positive and fun young man who he connects very well with his teammates. He is a self-directed player who will look to earn a role in the bullpen once again this year.*

2018 ★ Made 10 relief appearances during his freshman campaign, posting a 0-0 record alongside a 7.59 ERA... Did not allow an earned run in five of his first six appearances including his first four outings... Tossed a season-high 3.2 innings against Louisville on May 1, limiting the Cardinals to one run while striking out one and scattering four hits... Made his collegiate debut on Feb. 21 against Presbyterian, permitting two hits in 1.1 scoreless frames... Struck out two batters on a pair of occasions, coming in 0.2 hitless frames against Louisiana (March 3) and Mississippi State (March 17)... Limited opponents to one hit or less in seven of his 10 appearances and fanned at least one batter six times... Did not permit an extra-base hit during his first six appearances and allowed just three on the season... **SUMMER BALL** ★ Named to the 2018 All-New England Collegiate Baseball League Second Team... Made 13 appearances with the Keene Swamp Bats, limiting opponents to 13 hits across 22.1 innings... His 1.61 ERA was the lowest on the team among pitchers with at least five innings... Added a team-high three saves alongside 39 strikeouts.

HIGH SCHOOL ★ Lettered two years in baseball at St. Joseph High School and two years in basketball at Memorial High School under coach Danny Marroquin... Also lettered two years in basketball... Helped the Tigers to a County Championship as a senior... Named Rawlings-Perfect Game Honorable Mention All-American, Northeast -- All Region first-team, All-Conference, and team captain as a senior... Named Rawlings-Perfect Game 2016 Underclass third-team and team captain as a junior... Helped St. Joseph to a top-5 ranking in New Jersey as a sophomore... Named All-State, All-Conference and team captain as a sophomore... Helped St. Joseph to a top-5 ranking in New Jersey as a freshman... Named All-State and All-Conference as a freshman... Played summer ball for the Evoshield Canes... Was on the Dean's List all four years of high school... Played high school and/or summer ball with Austin Weiermiller (Stanford), Mackenzie Gore (1st round, 2017, San Diego), and Jordan Adell (1st round, 2017, Los Angeles -- AL).

ACADEMICS ★ Willis is undecided on a major.

PERSONAL ★ Justin James Willis... Born 6/8/99 in Melrose, Massachusetts... Son of Albert and Janette Aguero... Father played Division III baseball at Stevens Institute... Has one sibling, Athena... Nickname is Willy, Candela... Favorites include: Marcus Stroman (player), New York Mets (team), J.J. Redick (pro athlete -- non baseball player), Basketball (other sport), NBA 2K (video game), Grown Ups 1 and 2, Think Like a Man (movie), Family Guy, Love it or List it (tv show), Adam Sandler (actor), Ropa Vieja (meal), Rap -- Mike Stud, Red Hot Chili Peppers (music/singer/band), Iced Oatmeal Clif Bar (late night snack), Miami (vacation spot)... Says if he wasn't playing baseball he would be playing video games... Names Seth Green as the actor to play him in a movie... Uses Bold as one word to describe himself... Roommates with Kiambu Fentress, Erik Kaiser and Harrison Ray... Lists closing the county championship his senior year as his most memorable athletic moment... Chose Vanderbilt "because it was and still is the best combination of baseball and academics as a top-15 school in both aspects."



Sophomore - RHP
5' 11" 180 lbs.
Bats/Throws: R/R
West New York, N.J.
Memorial HS

Justin Willis
31

	W-L	ERA	G/GS	BB	K
2018	0-0	7.59	10/0	7	8
CAREER	0-0	7.59	10/0	7	8


Career Game Highs

Innings Pitched: 3.2, vs. Louisville (5/1/18)
 Strikeouts: 2, 2x, last at Mississippi St. (3/17/18)
 Hits Allowed: 4, vs. Louisville (5/1/18)
 Walks Allowed: 2, at Long Beach State (3/7/18)
 Runs Allowed: 3, vs. Belmont (3/21/18)





THE COMMODORES



Austin Becker

Freshman - RHP
6' 5" 190 lbs.
Bats/Throws: R/R
Columbus, Ohio
Big Walnut HS

43

QUOTING CORBIN ★ Austin is a positive kid that has meshed very well with his teammates. His baseball involvement was very limited this fall due to arm rehab. Like many young kids, time and his ability to get on the mound will dictate his progress. Austin was one of the more sought-after pitchers in the country during his amateur career. He has special abilities.

HIGH SCHOOL ★ Lettered four years in baseball at Big Walnut High School under coach Jack Schone... Also lettered two years in basketball in high school... Ranked as the nation's No. 7 unsigned player according to Baseball America... Named a 2018 Rawlings-Perfect Game 1st Team All-American... Ranked as Ohio's top overall player in the class of 2018 by Perfect Game as well as the No. 11 right-handed pitcher nationally by the publication... Helped team to three district titles, one regional championship and a state final four appearance... Led all pitchers from the state of Ohio in victories his freshman year... Played summer ball for the Evoshield Canes and pitched for Team USA's high school team... Drafted by the Texas Rangers in the 37th round of the 2018 MLB Draft.

ACADEMICS ★ Becker is undecided on a major.

PERSONAL ★ Austin Thomas Becker... Born 9/22/99 in Columbus, Ohio... Son of Kevin and Teresa... Father Kevin played professional baseball in the Boston Red Sox and Cleveland Indians organization... Has a younger sister, Cassidy... Nickname is Beck... Favorites include: Mookie Betts (player), Boston Red Sox (team), LeBron James (pro athlete - non baseball player), Rick and Morty (TV show), Ready Player One (movie), Jennifer Lawrence (actor/actress), pasta (meal), Trippie Redd (music/singer/band), peanut butter and jelly (late night snack) and Miami, Fla. (vacation spot)... Says if he wasn't playing baseball he would be an astronaut... Names Jonah Hill as the actor to play him in a movie... Uses caring as one word to describe himself... Roommates with Makenzie Stills... Lists being selected as a Perfect Game All-American as his most memorable athletic moment... Chose Vanderbilt "because I loved the relationship I had with the coaching staff."



Sterling Hayes

Freshman - IF
6' 1" 190 lbs.
Bats/Throws: R/R
San Diego, Calif.
Francis Parker School


30

QUOTING CORBIN ★ Sterling is a great addition to our program. He has a positive disposition with the patience and willingness to learn. He has trended in a positive direction with his defensive skills and invested time outside of the training environment to grow his offensive game this fall. It is apparent that he wants to learn from the older players and is a very teachable kid. Sterling is a mature young man who will end up being a very consistent player in our program. He is a winning player.

HIGH SCHOOL ★ Lettered four years in baseball at Francis Parker High School under coach David Glassey... Also lettered in football two years in high school... Recognized as California's No. 16 shortstop in the class of 2018 by Perfect Game... Named 2018 first-team All-San Diego County and first-team all-league all four years... Batted a career .318 including an impressive .475 on-base percentage across 124 games... Recognized on the San Diego All-Academic Team all four years... Helped team to the San Diego district finals two years in a row... Served as team captain as a junior and senior... Played high school and/or summer ball with Jonah Davis (Pittsburgh Pirates), Nick Allen (Oakland Athletics) and Kingston Ilniaki (Detroit Tigers).

ACADEMICS ★ Hayes is undecided on a major.

PERSONAL ★ Sterling Hayes... Born 5/6/99 in San Diego, California... Son of Robert and Lynne... Has a younger sister, Berkley... Has two cousins who played volleyball and lacrosse at Syracuse... Nickname is Sterling... Favorites include: Justin Turner and Daniel Murphy (player), San Diego Padres (team), Chris Paul (pro athlete - non baseball player), Last Chance U (TV show), Shawshank Redemption (movie), Jason Bateman (actor), chicken parmesan (meal), Drake (music/singer/band), chips (late night snack) and home (vacation)... Says if he wasn't playing baseball he would be a business owner... Names Jason Bateman as the actor to play him in a movie... Uses smart as one word to describe himself... Roommates with Matt Hogan... Lists winning the Perfect Game Collegiate Baseball League as his most memorable athletic moment... Chose Vanderbilt "because of the great coaching staff as well as the academic and athletic excellence."



Matt Hogan

Freshman - OF
6' 0" 190 lbs.
Bats/Throws: L/R
Melville, N.Y.
Half Hollow Hills East HS

11

QUOTING CORBIN ★ Matt is a very athletic addition to our team. He is always "on" and dialed in at one speed... 100 percent effort all the time. He gets the most out of his ability every time he takes the field. Matt has a lot of tools for this game and with continued effort, will develop into something special. He is a pleasure to be around and coach. The ultimate low maintenance player. He has the same disposition and same effort every single day.

HIGH SCHOOL ★ Lettered five years in baseball at Half Hollow Hills East High School under coach Tim Belz... Also lettered twice in soccer and twice in winter track... Ranked as New York's top outfielder and seventh overall player in the class of 2018 by Perfect Game... Holds the Half Hollow Hills East school record for home runs, RBIs and hits... 51st recipient of the Carl Yas-trzinski Award presented to Suffolk's top player... Tabbed Suffolk League III MVP... Batted .401 with 23 runs while posting a 4-1 record and a save as a senior... Was a three-time all-conference honoree in baseball and was named all-league in winter track... Tabbed a 2018 Rawlings-Perfect Game Honorable Mention All-American (Northeast - All Region 1st Team)... Three-year captain in baseball and one year captain in soccer and JV football... Played high school and/or summer ball with Logan O'Hoppe (Philadelphia Phillies), Anthony Fontana (Furman), Anthony Donofrio (Hofstra), Kyle Johnson (Stony Brook), Liam Pulsipher (Stony Brook) and James Cardinale (Hofstra).

ACADEMICS ★ Hogan is undecided on a major.

PERSONAL ★ Matthew Hogan... Born 1/24/00 in Plainview, N.Y.... Son of Rich and Kathy... Has a younger sister, Alexa, and older brother, Richie... Nickname is Hogey... Favorites include: Derek Jeter (player), New York Yankees (team), Tim Tebow (pro athlete - non baseball player), Arrow and Friends (TV shows), Top Gun, Independence Day, Field of Dreams and Sandlot (movies), Dwayne Johnson (actor), chicken marsala (meal), Thomas Rhett, Luke Combs, Dan + Shay, The Score (music/singer/band), chocolate protein shake (late night snack) and home (vacation)... Says if he wasn't playing baseball he would be an Air Force Pilot... Names Tom Cruise as the actor that would play him in a movie... Uses outgoing as one word to describe himself... Roommates with Sterling Hayes... Lists having a dog pile behind the mound with our team after winning the high school league championship in 2017 as his most memorable athletic moment... Chose Vanderbilt "because Vanderbilt always seemed to have the best camaraderie and will to win. The coaches showed interest in developing players beyond baseball... on top of this, Vanderbilt has a world-class education and is in one of the best cities in America."



Chance Huff

Freshman - RHP
6' 4" 210 lbs.
Bats/Throws: R/R
Niceville, Fla.
Niceville HS

45

QUOTING CORBIN ★ Chance is a very physical, athletic pitcher. He has a powerful arm, and a lot of length to his body that will serve him well as he continues to develop his stuff with (Scott) Brownie. He responded very well to challenges this fall. He performed well against Oklahoma State and during our end of the year scrimmages. He is a very positive young man who will grow into a role on our pitching staff. He will be fun to watch.

HIGH SCHOOL ★ Lettered four years in baseball at Niceville High School under coach Rod Taylor... Ranked as Florida's No. 18 right-handed pitcher and No. 46 overall player in the class of 2018 by Perfect Game... Named 2018 Rawlings-Perfect Game Honorable Mention All-American (Florida - All Region 1st Team)... Tossed a no-hitter while striking out 12 batters against South Walton as a senior... Posted a team-high 74 strikeouts in 48 innings alongside a 1.90 ERA as a junior... Named among Top 45 pitchers headed to college per Baseball America... Served as team captain his senior year... Graduated magna cum laude... Played high school and/or summer ball with Ethan Hankins (Cleveland Indians), Will Banfield (Miami Marlins) and Jimmy Nelson (Milwaukee Brewers).

ACADEMICS ★ Huff is undecided on a major.

PERSONAL ★ Chance Chapman Huff... Born 4/19/00 in Fort Walton Beach, Florida... Son of Chandler and Cheri... Has an older brother, Christian... Favorites include: Noah Syndergaard (player), Los Angeles Dodgers (team), Tom Brady (pro athlete - non baseball player), The Office (TV show), Stepbrothers (movie) Will Ferrell (actor), chicken parmesan (meal), Quinn XCII (music/singer/band), chicken biscuit (late night snack) and The Bahamas (vacation)... Names Owen Wilson as the actor to play him in a movie... Uses outgoing as one word to describe himself... Roommates with Kumar Rucker... Lists throwing a no-hitter his senior year as his most memorable athletic moment... Chose Vanderbilt "because of the coaches, facilities, academics and what it means to be a baseball player/student here."



Dominic Keegan

Freshman - UTL

6' 0" 210 lbs.

Bats/Throws: R/R

Methuen, Mass.

Central Catholic HS


12

QUOTING CORBIN ★ *Dominic is the first position player to ever win the Omaha Challenge as a freshman. Dom is strong, tough, and focused. He did some good things offensively this fall and was an offensive contributor for his team in the Black and Gold series. He has an advanced stroke and shows aggressiveness to the fastball. He will continue to develop behind the plate as he gets more game experience. He will impact our team at some point and time as a freshman.*

HIGH SCHOOL ★ Lettered four years in baseball at Central Catholic High School under coach Marc Pellitier... Also lettered in basketball three years in high school... Ranked as the top catcher in Massachusetts and 14th nationally from the class of 2018 by Perfect Game... Named all-conference and all-scholastic all four years... Led the Raiders to four-straight MVC large titles... Batted .402 (112 for 278) with 75 runs, 69 RBIs and 39 extra-base hits for his high school career... Hit .550 (11 for 20) in five Super 8 tournament games... As a senior, Keegan batted an area-best .463 (38 for 82), with a .546 OBP, .768 slugging, a team-high 19 RBIs and an area-leading 30 runs... Captain of his baseball and basketball team as a senior... Played high school and/or summer ball with Steven Hajjar (Michigan), Jake McLean (UNLV) and Jared Dupree (Northeastern).

ACADEMICS ★ Keegan is undecided on a major.

PERSONAL ★ Dominic James Keegan... Born 8/1/00 in Methuen, Massachusetts... Son of James and Kara... Has a younger brother, James... Nickname is Dom... Favorites include: Yadier Molina (player), Boston Red Sox (team), Kobe Bryant (pro athlete - non baseball player), Prison Break (TV show), Step Brothers (movie), Denzel Washington (actor), chicken broccoli and ziti (meal), Lil Wayne (music/singer/band), protein shake (late night snack) and going away with family and friends (dream vacation)... Says if he wasn't playing baseball he would be a basketball player... Names Channing Tatum as the actor to play him in a movie... Uses dedicated as one word to describe himself... Roommates with Ethan Smith... Lists hitting a home run in the Super 8 as his most memorable athletic moment... Chose Vanderbilt "because of the great academics, athletics and family atmosphere."



John Malcom

Freshman - UTL

6' 3" 220 lbs.

Bats/Throws: L/L

West Bloomfield, Mich.

Detroit Country Day School

36

QUOTING CORBIN ★ *Johnny is a big physical left hander who has some serious strength in his bat. He has spent his fall at the first base position learning from some older guys and figuring out how to become successful at that position. John is very well liked by his teammates, and is a fun guy to be around. He will continue to spend time developing both sides of his game. I think experience will serve him well.*

HIGH SCHOOL ★ Lettered four years in baseball at Detroit Country Day High School under coach Steve Lepkowski... Also lettered two years in basketball in high school... Ranked as Michigan's top overall player and the No. 2 first baseman nationally in the class of 2018 by Perfect Game... Named a 2018 Rawlings-Perfect Game 1st Team All-American (Central - All Region 1st Team)... Was a three-year team captain (2016-18)... Graduated cum laude... Played high school and/or summer ball with Vanderbilt teammates Chance Huff, Kumar Rocker and Makenzie Stills as well as with Ryder Green (New York Yankees) and Ethan Hankins (Cleveland Indians).

ACADEMICS ★ Malcom is majoring in psychology.

PERSONAL ★ John James Malcom... Born 1/4/00 in Detroit, Michigan... Son of Johnny and Latisha... Nickname is Johnny... Favorites include: Matt Kemp (player), Los Angeles Dodgers (team), LeBron James (pro athlete - non baseball player), The Office (TV show), Kicking and Screaming (movie), Jim Carry (actor), chicken alfredo (meal), Travis Scott and Playboi Carti (music/singer/band), orange juice (late night snack) and Punta Cana (vacation)... Says if he wasn't playing baseball he would be a psychologist... Names Denzel Washington as the actor to play him in a movie... Uses outgoing as one word to describe himself... Roommates with Justyn-Henry Malloy... Lists scoring 35 points in a basketball game as his most memorable athletic moment... Chose Vanderbilt "because it's great academically and athletically."



Tate Kolwyck

Freshman - IF

5' 11" 185 lbs.

Bats/Throws: R/R

Memphis, Tenn.

Arlington HS

6

QUOTING CORBIN ★ *Tate is an extremely positive kid with very good athleticism. He was a very successful high school quarterback for four years and that background will most certainly serve him well on the baseball field. Tate worked in the middle of the infield for us during the fall and showed sound glove and footwork. He also is a very competitive offensive player. He will continue to learn from the older players and surely see some opportunities in the spring.*

HIGH SCHOOL ★ Lettered four years in baseball at Arlington High School under coach Chris Ring... Also lettered four years in football and one in basketball in high school... Ranked as Tennessee's No. 2 shortstop and 10th overall player in the class of 2018 by Perfect Game... Named a 2018 Rawlings-Perfect Game Honorable Mention All-American (Southeast - All Region 2nd Team)... In his career at quarterback, passed for a school-record 10,213 yards, 119 touchdowns, rushed for 859 yards and 13 touchdowns... Was a first-team all-state player in both baseball and football as well as a team captain for both teams as a junior and senior... Helped his baseball program to a state runner-up finish... Played high school and/or summer ball with Hunter Goodman (Memphis) and Tyler Gentry (Alabama).

ACADEMICS ★ Kolwyck is undecided on a major.

PERSONAL ★ Harrison Tate Kolwyck... Born 12/27/99 in Memphis, Tennessee... Son of Johnny and Julie... Has one younger sister, Lily... Nickname is Tate... Favorites include: Javier Baez (player), Boston Red Sox (team), Baker Mayfield (pro athlete - non baseball player), Westworld (TV show), Inception (movie), Jennifer Aniston (actor/actress), burrito from Moe's (meal), ASAP Rocky and Lil Uzi Vert (music/singer/band), Pringles (late night snack) and Destin, Florida (vacation)... Says if he wasn't playing baseball he would be a football player... Names Ryan Gosling as the actor to play him in a movie... Uses friendly as one word to describe himself... Roommates with Luke Murphy... Lists beating Whitehaven in football my sophomore year as his most memorable athletic moment... Chose Vanderbilt "because it has always been a dream school of mine."



Justyn-Henry Malloy

Freshman - UTL

6' 2" 210 lbs.

Bats/Throws: R/R

Bergenfield, N.J.

St. Joseph Regional HS

42

QUOTING CORBIN ★ *Justyn is a very enthusiastic kid with a great personality. He is a skilled infielder who will continue to mature at several different positions. He spent the majority of his time at the third base position and will be used as an option at either corner. He put together some good at bats over the fall and was successful in the Black and Gold series. He will continue to progress in his game and will be a very good player in our program.*

HIGH SCHOOL ★ Lettered four years in baseball at St. Joseph Regional under coach Mark Cieslak... Ranked as New Jersey's top third baseman and fourth overall player in the class of 2018 by Perfect Game... Named a 2018 Rawlings-Perfect Game 3rd Team All-American (Northeast - All Region 1st Team)... Named first-team all-state, first-team all-county and first-team all-league as a senior... Tabbed 2016 Underclass High Honorable Mention and 2017 Underclass 1st Team by Perfect Game... Helped Team USA to a Pan American gold medal... Captain of his team as a junior and senior... Was a three-time deans' list honoree... Played high school and/or summer ball with Devin Ortiz (Virginia), Austin Bodrato (USF), Ryder Green (New York Yankees), Jeremiah Jackson (Los Angeles Angels) and Nick Decker (Boston Red Sox).

ACADEMICS ★ Malloy is majoring in communications.

PERSONAL ★ Justyn-Henry Malloy... Born 2/19/00 in New York, N.Y.... Son of Henry and Jacqueline... Nickname is J-Hen... Favorites include: Evan Longoria (player), New York Yankees (team), Jersey Shore (TV show), 42 (movie), Michael B. Jordan (actor), steak (meal), Drake and Travis Scott (music/singer/band), chips (late night snack) and Florida (vacation spot)... Says if he wasn't playing baseball he would be coach... Names Michael B. Jordan as the actor to play him in a movie... Uses happy as one word to describe himself... Roommates with John Malcom... Lists winning a gold medal for Team USA as his most memorable athletic moment... Chose Vanderbilt "because the standard that players are held to academically and athletically."



THE COMMODORES



Cam McMillan

Freshman - IF
6' 5" 200 lbs.
Bats/Throws: R/E
Kansas City, Mo.
St. Thomas Aquinas HS

28

QUOTING CORBIN ★ Cam is a physical young man with strong overall athleticism. He has good arm strength and raw power that he will learn to harness over time. He has been very coachable since he arrived here and is looking to improve his game both offensively and defensively. He really enjoys the team environment and wants to be successful in our program. His game will develop and in time impact the program.

HIGH SCHOOL ★ Lettered two years in baseball at St. Thomas Aquinas under coach Lorne Parks... Also lettered one year in basketball in high school... Ranked as Missouri's top overall player and the nation's No. 38 shortstop in the class of 2018 by Perfect Game... Named a 2018 Rawlings-Perfect Game Honorable Mention All-American (Central - All Region 1st Team)... Played high school and/or summer ball with Riley Pint (Colorado Rockies).

ACADEMICS ★ McMillan is undecided on a major.

PERSONAL ★ Cam McMillan... Born 7/17/99 in Birmingham, Alabama... Son of Mark and Melissa... Grandfather, Lafayette, played baseball at Tennessee... Uncle, Dennis, played baseball at Southern Miss and uncle, Lee, played baseball at Mississippi College... Nickname is Mac... Favorites include: Carlos Correa (player), New York Yankees (team), Jesse Owens (pro athlete - non baseball player), The Simpsons, M.A.S.H., Friends and Law & Order (TV show), Step Brothers, The Godfather, 12 Angry Men and The Jungle Book (movies), Leonardo DiCaprio (actor), chicken and rice (meal), Jimi Hendrix, Kurt Cobain and Jay-Z (music/singer/band), fruit snacks (late night snack) and home (vacation)... Says if he wasn't playing baseball he would be an orthodontist... Names Michael B. Jordan as the actor to play him in a movie... Uses competitive as one word to describe himself... Roommates with Isaiah Thomas... Lists his mom coming to see him play in the state tournament as his most memorable athletic moment... Chose Vanderbilt "because the community, diversity, academics and baseball."



Kumar Rocker

Freshman - RHP
6' 4" 255 lbs.
Bats/Throws: R/R
Athens, Ga.
North Oconee HS

80

QUOTING CORBIN ★ Kumar is a physical, competitive young man with a power arm and the ability to command the baseball. He has a mature disposition and a professional deliberate approach for preparation. He took full advantage of his opportunities this fall and gained the respect of the hitters. He connects well with his teammates and will be an important part of the pitching staff. His future is very bright.

HIGH SCHOOL ★ Lettered four years in baseball at North Oconee High School under coach Jay Lasley... Also lettered two years in football in high school... Second-highest rated high school right-handed pitcher in the MLB Draft by MLB.com... Tabbed the nation's third-ranked right-handed pitcher and eight-best overall player in the 2018 class by Perfect Game... Named a 2018 Rawlings-Perfect Game 1st Team All-American... Honored as the 2017-18 Gatorade Georgia Baseball Player of the Year... Under Armour All-American... Captain of his team as a junior and senior... Played high school and/or summer ball with Ethan Hankins (Cleveland Indians), Will Banfield (Miami Marlins), Ryder Green (New York Yankees) and Isiah Byars (Alabama)... Drafted by the Colorado Rockies in the 38th round of the 2018 MLB Draft.

ACADEMICS ★ Rocker is undecided on a major.

PERSONAL ★ Kumar Rocker... Born 11/2/99 in Montgomery, Alabama... Son of Tracy and Lalitha... Father Tracy played college football at Auburn and was the first SEC player to win both the Lombardi Award and the Outland Trophy before going on to play four years with the Washington Redskins... Favorites include: Pedro Martinez (player), San Francisco Giants (team), Kobe Bryant (pro athlete - non baseball player), Suits (TV show), Space Jam (movie), Jamie Foxx (actor), chicken tenders and french fries (meal), Future (music/singer/band), cookies (late night snack) and the lake (vacation spot)... Says if he wasn't playing baseball he would be a fisherman... Names Trevor Noah as the actor to play him in a movie... Uses sarcastic as one word to describe himself... Roommates with Chance Huff... Lists winning a gold medal with Team USA as his most memorable athletic moment... Chose Vanderbilt "because of the education."



Luke Murphy

Freshman - RHP
6' 5" 175 lbs.
Bats/Throws: R/R
Cross Plains, Tenn.
East Robertson HS

50

QUOTING CORBIN ★ Luke went through Tommy John surgery early this summer and is rehabbing. Although he has not been a participant yet, this young man has a chance to really impact our pitching staff when he gets healthy. He is athletic and showed a special arm in high school. He has been very committed to his rehab and though he will medically redshirt this season, I have no doubt he will find a different way to contribute to our team while he is not playing.

HIGH SCHOOL ★ Lettered four years in baseball at East Robertson High School under coach Derek Wix... Also lettered four years in basketball and one in golf during high school... Ranked as Tennessee's No. 4 right-handed pitcher and eighth overall player in the class of 2018 by Perfect Game... Named a 2018 Rawlings-Perfect Game Honorable Mention All-American (Southeast - All Region 1st Team)... Recognized as the 2018 District 9A MVP and 2018 All-USA Second Team... Three-time all-country honoree and 2018 Robertson Country Player of the Year... Helped squad to two district titles, one region championship and a sub-state appearance... Team captain as a junior and senior for both baseball and basketball programs... Played high school and/or summer ball with Rudy Maxwell (Duke), Jake Rucker (Tennessee), Jacob Pennington (Tennessee), Caleb Pearson (Tennessee), Carter Sells (Arkansas), Christian MacLeod (Mississippi State), Kaden Dreier (Samford) and Josh Souther (Belmont).

ACADEMICS ★ Murphy is undecided on a major.

PERSONAL ★ Luke Evan Murphy... Born 11/5/99 in Nashville, Tennessee... Son of Neil and Phonna... Has one older brother, Lane... Dad, Neil played baseball at Austin Peay... cousin, Will Clinard, was a three-time letterwinner for Vanderbilt baseball from 2010-12... Uncle, Seth Massey, played baseball at Austin Peay... Nickname is Murph... Favorites include: Chipper Jones (player), Atlanta Braves (team), LeBron James (pro athlete - non baseball player), Riverdale and Prison Break (TV shows), Major League and Like Mike (movies), Will Ferrell (actor), seafood (meal), Carrie Underwood (music/singer/band), extra cheddar goldfish (late night snack) and Destin, Florida (vacation)... Says if he wasn't playing baseball he would be playing basketball... Names Adam Sandler as the actor to play him in a movie... Uses competitive as one word to describe himself... Roommates with Tate Kolwyck... Lists hitting the game-winning 3-pointer while scoring 31 points in high school basketball as his most memorable athletic moment... Chose Vanderbilt "because of the academics, coaching staff and being a lifelong fan."



Ethan Smith

Freshman - RHP
6' 1" 200 lbs.
Bats/Throws: R/R
Mt. Juliet, Tenn.
Mt. Juliet HS

27

QUOTING CORBIN ★ Ethan is a local kid that we were happy to get in this class. He has a unique delivery, a very good fastball and a hard breaking pitch. He will continue to mature with opportunities and will have the chance to contribute this season. His stuff is advanced, so it will just be a matter of time before he impacts our team.

HIGH SCHOOL ★ Lettered four years in baseball at Mt. Juliet High School under coach Mark Purvis... Recognized as Tennessee's top right-handed pitcher and the state's third-best overall player in the class of 2018 by Perfect Game... Threw the first perfect game in the history of the Perfect Game Tournament in Jupiter, Fla... Named a 2018 Rawlings-Perfect Game 1st Team All-American... Led team to the 2016 and 2018 District 9-A title... Captain of his team as a junior and senior... Played high school and/or summer ball with Kumar Rocker (Vanderbilt), Chance Huff (Vanderbilt), Mackenzie Stills (Vanderbilt), John Malcom (Vanderbilt), Parker Meadows (Detroit Tigers), Ethan Hankins (Cleveland Indians), Will Banfield (Miami Marlins), Ryder Green (New York Yankees), Isiah Byers (Alabama) and Timmy Borden (Louisville).

ACADEMICS ★ Smith is undecided on a major.

PERSONAL ★ Ethan Thomas Smith... Born 6/16/99 in Nashville, Tennessee... Son of David and Lisa... Has three older brothers, Brandon, Austin and Jonathan, and an older sister, Megan... Brandon played baseball at Tennessee Tech, Austin played baseball at Columbia State CC and Jonathan played baseball at Tufts University... Nickname is Smitty... Favorites include: Clayton Kershaw (player), St. Louis Cardinals (team), Brian Urlacher (pro athlete - non baseball player), SpongeBob Squarepants (TV show), The Book of Eli (movie), Jonah Hill (actor), steak with baked potato and asparagus (meal), Thomas Rhett and Drake (music/singer/band), PP&J (late night snack) and the beach (vacation spot)... Says if he wasn't playing baseball he would be a fisherman... Names Will Ferrell as the actor to play him in a movie... Uses competitive as one word to describe himself... Roommates with Dominic Keegan... Lists throwing a perfect game at Perfect Game in Jupiter as his most memorable athletic moment... Chose Vanderbilt "because of the academics, baseball and it will open more opportunities."

THE COMMODORES



Makenzie Stills

Freshman - RHP
5' 8" 190 lbs.
Bats/Throws: R/R
Fayetteville, Ga.
Fayetteville HS

9

QUOTING CORBIN ★ Mak is a bright young man with a very positive personality. He has an athletic delivery, a good arm and the ability to move the fastball. He has a good demeanor on the mound and showed the ability to mix his pitches during the fall. Mac is a very intentful young man who is going to get the most out of himself. He will most likely see a role out of the bullpen in year one, but his skillset and work habits will earn him an opportunity to be a future starter.

HIGH SCHOOL ★ Lettered four years in baseball at Fayette County High School under coach Esteban Maldonado... Also lettered two years in football in high school... Ranked as Georgia's No. 8 right-handed pitcher and 26th overall player in the class of 2018 by Perfect Game... Tabbed a 2018 Rawlings-Perfect Game Honorable Mention All-American (Southeast - All Region 1st Team)... Team captain all four years... Played high school and/or summer ball with Joe Mancini (Boston College), Chris Rinaldi (Holy Cross), Danny Barlok (Holy Cross), Edward Haus (St. Mary's), Jack Gonzalez (Stetson), Kirk Sidwell (Stetson) and Jake Sanderson (UCONN).

ACADEMICS ★ Stills is undecided on a major.

PERSONAL ★ Makenzie Stills... Born 10/5/99 in Dallas, Texas... Son of Terry and Christal... Has an older brother, Brian, and older sister, Lauren... His cousin, Vida Rochelle Blue Jr., is a former Cy Young Award winner, Most Valuable Player and six-time all-star... Nickname is Mak... Favorites include: Derek Jeter (player), New York Yankees (team), Deshaun Watson (pro athlete - non baseball player), Avatar the Last Airbender (TV show), Remember The Titans (movie), Denzel Washington (actor), pasta (meal), J. Cole (music/singer/band), PB&J (late night snack) and the baseball field (vacation)... Says if he wasn't playing baseball he would be a football player or coach... Names Denzel Washington or Will Smith as the actor to play him in a movie... Uses hilarious as one word to describe himself... Roommates with Austin Becker... Lists making diving plays at shortstop as his most memorable athletic moment... Chose Vanderbilt "because there are so many things I will learn here that I wouldn't anywhere else."



Isaiah Thomas

Freshman - OF
6' 2" 190 lbs.
Bats/Throws: R/R
Palm Beach Gardens, Fla.
The Benjamin School

8

QUOTING CORBIN ★ Isaiah possesses great speed and athleticism. He takes some very advanced routes to the ball for a young kid and I could see him developing into a very good defensive center fielder in time. Offensively, he has strength in his bat and threatening speed on the bases. As he matures through game experience, he can advance his game and evolve into a competitive player in our league. He is a positive kid and I like what is in front of him.

HIGH SCHOOL ★ Lettered four years in baseball at The Benjamin School under coach Jack Armstrong... Also lettered three years in bowling in high school... Ranked as the No. 26 overall outfielder nationally in the class of 2018 by Perfect Game... Named a 2018 Rawlings-Perfect Game 3rd Team All-American (Florida - All Region 1st Team)... Tabbed Palm Beach 6A-1A baseball player of the year... Batted .490 with 34 RBIs, eight home runs and 16 stolen bases as a senior... Helped program to three district titles, two regional championships and one state semi-final appearance... Captain of his team as a senior... Played high school and/or summer ball with Kris Armstrong (University of Florida)... Drafted by the Colorado Rockies in the 39th round of the 2018 MLB Draft.

ACADEMICS ★ Thomas is undecided on a major.

PERSONAL ★ Isaiah Thomas... Born 4/12/00 in Los Angeles, California... Son of St. Clair and Dianna... Has an older sister, Kayli... His second cousin (dad's side) is five-time NBA Champion and former San Antonio Spurs player, Tim Duncan... Nickname is IT... Favorites include: Marcus Stroman (player), Tampa Bay Rays (team), LeBron James (pro athlete - non baseball player), The Vampire Diaries, The Outsiders and Breaking Bad (TV shows), One Flew Over The Cuckoo's Nest, Stand By Me, Rocky and Get Out (movies), Denzel Washington (actor), steak and potatoes (meal), Boys II Men and Bon Jovi (music/singer/band), candy (late night snack) and the islands (vacation)... Says if he wasn't playing baseball he would be a professional bowler... Names Michael B. Jordan as the actor to play him in a movie... Uses chill as one word to describe himself... Roommates with Cam McMillan... Lists finally reaching the state tournament with my high school team after three years of barely missing out as his most memorable athletic moment... Chose Vanderbilt "because the great history and winning atmosphere Coach Corbin has created throughout the years as well as the great academic institution."





PLAYER CAREER STATS



JJ Bleday - OF

Year	avg	gp-gs	ab	r	h	2b	3b	hr	rbi	tb	slg	bb	hbp	so	gdp	obp	sf	sh	sb-att	po	a	e	fld%
2017	.256	51-48	164	23	42	8	0	2	22	56	.341	34	0	26	2	.384	0	0	0-2	83	4	4	.956
2018	.368	39-35	133	26	49	5	1	4	15	68	.511	31	2	23	4	.494	0	0	2-3	72	1	0	1.000
TOTAL	.306	90-83	297	49	91	13	1	6	37	124	.418	65	2	49	6	.434	0	0	2-5	155	5	4	.976

Tyler Brown - RHP

Year	era	w-l	app	gs	cg	sho	sv	ip	h	r	er	bb	so	2b	3b	hr	bf	avg	wp	hbp	bk	sfa	sha
2018	6.03	1-5	20	2	0	0	3	37.1	42	26	25	11	41	8	0	3	165	.286	2	4	0	2	1
TOTAL	6.03	1-5	20	2	0	0	3	37.1	42	26	25	11	41	8	0	3	165	.286	2	4	0	2	1

Philip Clarke - C

Year	avg	gp-gs	ab	r	h	2b	3b	hr	rbi	tb	slg	bb	hbp	so	gdp	obp	sf	sh	sb-att	po	a	e	fld%
2018	.294	58-49	218	28	64	16	0	6	36	98	.450	27	5	40	4	.382	1	1	4-6	111	15	0	1.000
TOTAL	.294	58-49	218	28	64	16	0	6	36	98	.450	27	5	40	4	.382	1	1	4-6	111	15	0	1.000

Cooper Davis - OF

Year	avg	gp-gs	ab	r	h	2b	3b	hr	rbi	tb	slg	bb	hbp	so	gdp	obp	sf	sh	sb-att	po	a	e	fld%
2018	.182	9-3	11	3	2	0	0	0	4	2	.182	2	0	1	0	.286	1	0	1-1	3	0	0	1.000
TOTAL	.182	9-3	11	3	2	0	0	0	4	2	.182	2	0	1	0	.286	1	0	1-1	3	0	0	1.000

Pat DeMarco - OF

Year	avg	gp-gs	ab	r	h	2b	3b	hr	rbi	tb	slg	bb	hbp	so	gdp	obp	sf	sh	sb-att	po	a	e	fld%
2018	.277	62-62	242	48	67	12	2	11	43	116	.479	23	6	53	1	.353	1	0	10-13	108	5	1	.991
TOTAL	.277	62-62	242	48	67	12	2	11	43	116	.479	23	6	53	1	.353	1	0	10-13	108	5	1	.991

Ty Duvall - C

Year	avg	gp-gs	ab	r	h	2b	3b	hr	rbi	tb	slg	bb	hbp	so	gdp	obp	sf	sh	sb-att	po	a	e	fld%
2017	.375	17-4	24	6	9	3	0	0	6	12	.500	6	1	6	1	.516	0	0	0-0	63	3	1	.985
2018	.270	31-15	63	13	17	3	1	3	10	31	.492	15	0	19	2	.405	1	0	1-1	152	11	1	.994
TOTAL	.299	48-19	87	19	26	6	1	3	16	43	.494	21	1	25	3	.436	1	0	1-1	215	14	2	.991

Donny Everett - RHP

Year	era	w-l	app	gs	cg	sho	sv	ip	h	r	er	bb	so	2b	3b	hr	bf	avg	wp	hbp	bk	sfa	sha
2016	1.50	0-1	6	2	0	0	0	12.0	11	6	2	5	13	1	0	3	51	.239	0	0	0	0	0
TOTAL	1.50	0-1	6	2	0	0	0	12.0	11	6	2	5	13	1	0	3	51	.239	0	0	0	0	0

Jake Eder - LHP

Year	era	w-l	app	gs	cg	sho	sv	ip	h	r	er	bb	so	2b	3b	hr	bf	avg	wp	hbp	bk	sfa	sha
2018	5.45	1-4	11	9	0	0	0	33.0	25	22	20	22	37	5	0	4	147	.210	4	1	0	2	3
TOTAL	5.45	1-4	11	9	0	0	0	33.0	25	22	20	22	37	5	0	4	147	.210	4	1	0	2	3

Drake Fellows - RHP

Year	era	w-l	app	gs	cg	sho	sv	ip	h	r	er	bb	so	2b	3b	hr	bf	avg	wp	hbp	bk	sfa	sha
2017	3.30	3-3	16	10	0	0	1	62.2	54	28	23	17	68	9	1	9	268	.226	8	7	1	2	3
2018	3.92	7-4	16	16	0	0	0	96.1	75	47	42	35	107	8	1	7	398	.217	12	7	1	4	6
TOTAL	3.68	10-7	32	26	0	0	1	159.0	129	75	65	52	175	17	2	16	666	.221	20	14	2	6	9

Kiambu Fentress - OF

Year	avg	gp-gs	ab	r	h	2b	3b	hr	rbi	tb	slg	bb	hbp	so	gdp	obp	sf	sh	sb-att	po	a	e	fld%
2017	.250	6-0	4	0	1	0	0	0	0	1	.250	0	0	0	0	.250	0	0	0-0	1	0	0	1.000
2018	.000	10-0	5	2	0	0	0	0	1	0	.000	0	0	2	0	.000	0	0	0-0	2	0	0	1.000
TOTAL	.111	16-0	9	2	1	0	0	0	1	1	.111	0	0	2	0	.111	0	0	0-0	3	0	0	1.000

Hugh Fisher - LHP

Year	era	w-l	app	gs	cg	sho	sv	ip	h	r	er	bb	so	2b	3b	hr	bf	avg	wp	hbp	bk	sfa	sha
2018	1.93	2-0	8	0	0	0	0	9.1	6	5	2	6	8	0	0	0	39	.194	2	2	0	0	0
TOTAL	1.93	2-0	8	0	0	0	0	9.1	6	5	2	6	8	0	0	0	39	.194	2	2	0	0	0

AJ Franklin - LHP

Year	era	w-l	app	gs	cg	sho	sv	ip	h	r	er	bb	so	2b	3b	hr	bf	avg	wp	hbp	bk	sfa	sha
2018	0.00	0-0	3	0	0	0	0	2.2	0	0	0	1	2	0	0	0	7	.000	0	0	0	0	0
TOTAL	0.00	0-0	3	0	0	0	0	2.2	0	0	0	1	2	0	0	0	7	.000	0	0	0	0	0

Jackson Gillis - LHP

Year	era	w-l	app	gs	cg	sho	sv	ip	h	r	er	bb	so	2b	3b	hr	bf	avg	wp	hbp	bk	sfa	sha
2017	3.60	0-0	16	0	0	0	0	15.0	9	8	6	11	19	3	0	2	65	.173	0	1	2	0	1
2018	4.81	4-1	20	1	0	0	1	33.2	33	19	18	17	44	7	1	5	160	.256	6	7	2	3	3
TOTAL	4.44	4-1	36	1	0	0	1	48.2	42	27	24	28	63	10	1	7	225	.232	6	8	4	3	4

Jayson Gonzalez - IF

Year	avg	gp-gs	ab	r	h	2b	3b	hr	rbi	tb	slg	bb	hbp	so	gdp	obp	sf	sh	sb-att	po	a	e	fld%
2018	.225	44-39	138	21	31	3	0	5	28	49	.355	11	1	56	4	.287	0	0	1-1	13	51	9	.877
TOTAL	.225	44-39	138	21	31	3	0	5	28	49	.355	11	1	56	4	.287	0	0	1-1	13	51	9	.877

PLAYER CAREER STATS



Walker Grisanti - OF

Year	avg	gp-gs	ab	r	h	2b	3b	hr	rbi	tb	slg	bb	hbp	so	gdp	obp	sf	sh	sb-att	po	a	e	fld%
2016	.349	30-10	43	12	15	4	2	1	10	26	.605	9	2	19	0	.481	0	0	0-1	19	0	0	1.000
2017	.267	21-2	30	7	8	2	0	0	4	10	.333	2	1	17	0	.333	0	1	0-0	4	0	0	1.000
2018	.139	21-10	36	12	5	1	0	1	5	9	.250	18	3	16	0	.448	1	1	2-3	12	0	0	1.000
TOTAL	.257	72-22	109	31	28	7	2	2	19	45	.413	29	6	52	0	.434	1	2	2-4	35	0	0	1.000

Mason Hickman - RHP

Year	era	w-l	app	gs	cg	sho	sv	ip	h	r	er	bb	so	2b	3b	hr	bf	avg	wp	hbp	bk	sfa	sha
2018	5.21	8-2	16	13	1	1	0	74.1	71	45	43	30	66	14	1	10	319	.254	4	3	2	5	2
TOTAL	5.21	8-2	16	13	1	1	0	74.1	71	45	43	30	66	14	1	10	319	.254	4	3	2	5	2

Julian Infante - IF

Year	avg	gp-gs	ab	r	h	2b	3b	hr	rbi	tb	slg	bb	hbp	so	gdp	obp	sf	sh	sb-att	po	a	e	fld%
2016	.259	26-22	85	17	22	4	1	6	20	46	.541	10	0	28	1	.333	1	0	1-2	176	14	3	.984
2017	.315	62-62	251	51	79	16	1	11	66	130	.518	27	3	59	6	.387	1	1	0-1	534	32	9	.984
2018	.193	50-48	161	16	31	5	1	2	18	44	.273	16	4	72	2	.276	4	2	1-1	367	20	3	.992
TOTAL	.266	138-132	497	84	132	25	3	19	104	220	.443	53	7	159	9	.341	6	3	2-4	1077	66	15	.987

Erik Kaiser - RHP

Year	era	w-l	app	gs	cg	sho	sv	ip	h	r	er	bb	so	2b	3b	hr	bf	avg	wp	hbp	bk	sfa	sha
2018	0.00	0-0	2	0	0	0	0	2.0	1	0	0	0	3	1	0	0	7	.143	0	0	0	0	0
TOTAL	0.00	0-0	2	0	0	0	0	2.0	1	0	0	0	3	1	0	0	7	.143	0	0	0	0	0

Zach King - LHP

Year	era	w-l	app	gs	cg	sho	sv	ip	h	r	er	bb	so	2b	3b	hr	bf	avg	wp	hbp	bk	sfa	sha
2017	2.56	2-1	25	0	0	0	0	38.2	24	14	11	17	31	5	0	3	163	.174	4	4	0	0	4
2018	3.46	1-4	21	3	0	0	3	52.0	45	22	20	21	51	8	0	1	221	.237	2	6	0	1	3
TOTAL	3.08	3-5	46	3	0	0	3	90.2	69	36	31	38	82	13	0	4	384	.210	6	10	0	1	7

Austin Martin - UTL

Year	avg	gp-gs	ab	r	h	2b	3b	hr	rbi	tb	slg	bb	hbp	so	gdp	obp	sf	sh	sb-att	po	a	e	fld%
2018	.338	59-58	222	44	75	14	0	1	19	92	.414	35	12	46	1	.452	1	3	22-30	157	11	2	.988
TOTAL	.338	59-58	222	44	75	14	0	1	19	92	.414	35	12	46	1	.452	1	3	22-30	157	11	2	.988

Ethan Paul - IF

Year	avg	gp-gs	ab	r	h	2b	3b	hr	rbi	tb	slg	bb	hbp	so	gdp	obp	sf	sh	sb-att	po	a	e	fld%
2016	.305	54-45	167	33	51	14	2	4	31	81	.485	22	7	47	3	.406	1	1	9-13	107	62	12	.934
2017	.251	53-52	199	34	50	15	1	5	27	82	.412	18	8	47	3	.336	1	3	5-7	79	137	6	.973
2018	.237	62-62	228	43	54	12	1	10	44	98	.430	30	14	64	2	.358	2	1	18-19	96	146	6	.976
TOTAL	.261	169-159	594	110	155	41	4	19	102	261	.439	70	29	158	8	.364	4	5	32-39	282	345	24	.963

Patrick Raby - RHP

Year	era	w-l	app	gs	cg	sho	sv	ip	h	r	er	bb	so	2b	3b	hr	bf	avg	wp	hbp	bk	sfa	sha
2016	2.61	7-1	15	10	0	0	2	58.2	35	17	17	19	63	5	0	3	220	.174	2	0	2	0	0
2017	2.73	10-4	16	16	1	0	0	105.1	89	38	32	30	87	16	0	7	426	.231	5	4	0	1	5
2018	3.57	5-5	16	12	0	0	0	68.0	69	29	27	33	57	11	2	6	299	.271	6	5	0	2	4
TOTAL	2.95	22-10	47	38	1	0	2	232.0	193	84	76	82	207	32	2	16	945	.229	13	9	2	3	9

Harrison Ray - IF

Year	avg	gp-gs	ab	r	h	2b	3b	hr	rbi	tb	slg	bb	hbp	so	gdp	obp	sf	sh	sb-att	po	a	e	fld%
2017	.244	32-17	78	16	19	2	1	1	12	26	.333	11	1	20	4	.333	3	0	2-5	16	7	1	.958
2018	.242	42-22	91	13	22	4	3	1	14	35	.385	6	3	26	2	.307	1	0	5-6	28	33	6	.910
TOTAL	.243	74-39	169	29	41	6	4	2	26	61	.361	17	4	46	6	.320	4	0	7-11	44	40	7	.923

Michael Sandborn - LHP

Year	era	w-l	app	gs	cg	sho	sv	ip	h	r	er	bb	so	2b	3b	hr	bf	avg	wp	hbp	bk	sfa	sha
2017	0.00	0-0	3	0	0	0	0	3.0	0	0	0	1	3	0	0	0	11	.000	0	1	0	0	0
TOTAL	0.00	0-0	3	0	0	0	0	3.0	0	0	0	1	3	0	0	0	11	.000	0	1	0	0	0

Stephen Scott - UTL

Year	avg	gp-gs	ab	r	h	2b	3b	hr	rbi	tb	slg	bb	hbp	so	gdp	obp	sf	sh	sb-att	po	a	e	fld%
2016	.091	18-1	22	2	2	0	0	0	2	2	.091	3	0	6	1	.200	0	0	0-0	1	0	0	1.000
2017	.227	38-32	119	25	27	4	0	2	11	37	.311	20	3	32	0	.347	2	0	3-3	34	2	0	1.000
2018	.268	53-47	168	42	45	11	0	15	41	101	.601	34	10	50	1	.420	0	1	6-8	302	37	4	.988
TOTAL	.239	109-80	309	69	74	15	0	17	54	140	.453	57	13	88	2	.378	2	1	9-11	337	39	4	.989

Justin Willis - RHP

Year	era	w-l	app	gs	cg	sho	sv	ip	h	r	er	bb	so	2b	3b	hr	bf	avg	wp	hbp	bk	sfa	sha
2018	7.59	0-0	10	0	0	0	0	10.2	12	9	9	7	8	2	0	1	53	.293	3	3	1	2	0
TOTAL	7.59	0-0	10	0	0	0	0	10.2	12	9	9	7	8	2	0	1	53	.293	3	3	1	2	0



USA BASEBALL



VANDERBILT & USA BASEBALL

Since Coach Corbin's arrival in 2003, 17 Commodores have donned the Stars & Stripes with four players representing Vanderbilt on the Collegiate National Team in 2014 marking just the fifth time since 1980 a school had placed four players on the collegiate national team.

Tim Corbin *years at Vanderbilt: 2003-present*

USA National Team 2006 - Head Coach, 2000 - Assistant Coach | Corbin guided the National Team to its then-best record ever as the team went 28-2-1 over the summer, culminating with a gold medal at the World University Championships in Havana, Cuba. In 2000, Southern Cal head coach Mike Gillespie served as head coach and chose Tim Corbin as an assistant for his staff. That group won a gold medal at the World Championships in the Netherlands.



Pedro Alvarez *years at Vanderbilt: 2006-08*

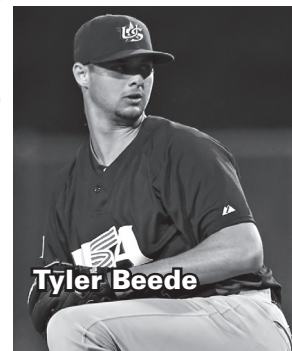
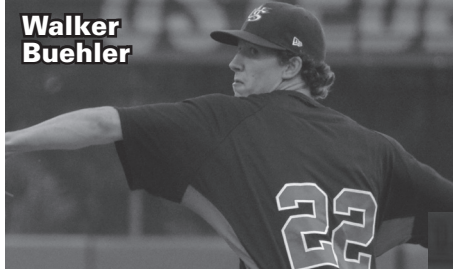
USA National Team 2006-07 | Led USA National Team for second straight year with a .315 batting average, seven homers and 30 RBI in 2007. As a freshman in 2006, he showed no-ill effects with the wood bat and led the all-star contingent with a .379 batting average to go along with five homers, 12 doubles and 43 RBI.

Tyler Beede *years at Vanderbilt: 2012-14*

USA National Team 2013 | Beede became the seventh Commodore pitcher to wear the Red, White & Blue pitching in five games, three starts, going 1-1.

Walker Buehler *years at Vanderbilt: 2013-15*

USA National Team 2014 | Buehler joined Team USA in Cuba and made one appearance for the Red, White & Blue giving up one unearned run over 6.1 innings with three strikeouts.



Jason Esposito *years at Vanderbilt: 2009-11*

USA National Team 2010 | Was a late addition to the 2010 squad but started 12 of the 14 games he played in hitting .273 with three extra-base hits and six RBI for silver-medal winning team at FISU World University Baseball Championships in Japan.

Ryan Flaherty *years at Vanderbilt: 2006-08*

USA National Team 2007 | Started predominantly at second base on the team that won a silver medal at the Pan American Games in Rio de Janeiro. Batted .270 with two homers, seven doubles and 14 RBI in 34 games (30 starts).

Carson Fulmer *years at Vanderbilt: 2013-15*


USA National Team 2014 | Right-hander pitched in five games, four starts, going 3-1 with a 0.73 ERA combining on two of the team's nine shutouts. He punched out 19 over 24.2 innings and allowed only 11 hits (.141 BAA). Named the No. 2 overall prospect on Team USA.



Sonny Gray *years at Vanderbilt: 2009-11*

USA National Team 2009-10 | Third Vandy pitcher in five years to be tabbed Summer Player of the Year joining David Price and Mike Minor after going 3-0 with a 0.38 ERA in five games, four starts. In 2009, he went 3-1 with a 0.75 ERA in eight appearances. Struck out 27 in 24 innings while opponents hit only .139 off him.

Sonny Gray



Jeren Kendall *years at Vanderbilt: 2015-present*

USA National Team 2016 | Played in all 19 games over the summer with the squad, hitting .290 with team-highs in triples (5) and RBI (14). Drove in a run in fifth and deciding game of series victory in Cuba.

Mike Minor *years at Vanderbilt: 2007-09*

USA National Team 2007-08 | Named Summer Player of the Year in 2008 after leading team to 24-0 record. Went 3-0 with a 0.75 ERA with 37 K's in 36 innings. Went 5-2 with 1.64 ERA and developed into team ace by the end of the summer. Struck out 37 with just four walks in 33.0 innings.



Ryan Mullins *years at Vanderbilt: 2003-05*

USA National Team 2004 | Mullins was one of five pitchers who combined to throw the first no-hitter in USA Baseball recorded history (since 1984) as the USA National Baseball Team defeated Canada, 9-0, at Durham Bulls Athletic Park June 24, 2004. Mullins pitched 2.1 innings.

David Price *years at Vanderbilt: 2005-07*

USA National Team 2005-06 | Price was the ace of the 2006 USA Baseball National Team's Gold Medal Winning squad. Finished 5-1 with a 0.20 ERA in eight starts with 61 strikeouts and only seven walks in 44.0 innings. Price was named a Summer All-American by Baseball America after a solid summer for Team USA in 2005. He went 2-0 with a 1.26 ERA in five games with 39 strikeouts and 13 walks in 28.2 innings.



2006 USA BASEBALL NATIONAL TEAM


- 28-2-1 (.919 win percentage)
- First USA contingent ever win a tournament on Cuban soil.
- David Price led the pitching staff (5-1, 0.20 ERA), while Pedro Alvarez (.379, 5 HR, 43 RBI) was the top hitter.
- Team hit .300, while pitching staff sported 1.24 ERA and 10 shutouts.
- Tim Corbin has been a part of two of the most successful National Teams in USA Baseball history in 2000 and 2006.



Mark Prior years at Vanderbilt: 1999
USA National Team 1999-00

Patrick Raby years at Vanderbilt: 2016-present
USA National Team 2017 | Picked up three victories without allowing an earned run for the Red, White & Blue, including making the start in the opener of the 2017 tour. The sophomore tossed three innings of one-hit ball against Catawba Valley on June 22.

Bryan Reynolds years at Vanderbilt: 2014-16



Patrick Raby

USA National Team 2014 | After a stellar freshman season at VU, Reynolds hit .426 with three doubles and seven runs scored in 18 games, starting 16. He held down first base and multiple outfield positions for Team USA while driving in 14 runs.

Dansby Swanson years at Vanderbilt: 2013-15
USA National Team 2014 | Swanson manned second base for Team USA and was one of the leading hitters on the team with a .288 average in 18 games, 17 starts. He added five doubles and 14 runs while stealing three bases as the team's primary leadoff hitter. Tabbed the top position prospect on the team.

Casey Weathers years at Vanderbilt: 2006-07
USA National Team 2006 | Weathers was a late addition to the squad after dominating in the Alaska Summer League where he was named closer of the year. He finished his USA stint with an appearance in the gold medal game against Chinese Taipei. He pitched a total of nine innings in seven games and notched 17 strikeouts.

Brooks Webb years at Vanderbilt: 2017-present

USA National Team 2013-16 | As General Manager and Senior Director of Baseball Operations, Webb guided the red, white and blue to four medals internationally, winning gold in 2013 and 2015. He helped develop 13 players drafted in the top three rounds of the 2016-2018 MLB Draft, including back to back #1 overall picks (Mickey Moniak and Royce Lewis).

Kyle Wright years at Vanderbilt: 2015-present
USA National Team 2016 | Wright pitched in five games, including two starts, during his summer on the team going 2-0 with a 2.20 ERA.



David Price



Dansby Swanson



Casey Weathers



Kyle Wright



Bryan Reynolds



COMMODORE HONORS



NATIONAL HONORS

Golden Spikes Award

2007 David Price

Golden Spikes Award Finalists

2007 David Price
 Pedro Alvarez
 2013 Tyler Beede
 2015 Carson Fulmer
 Dansby Swanson

Dick Howser Trophy

2007 David Price

Brooks Wallace Award

2007 David Price
 2015 Dansby Swanson

National Player of the Year

2015 Dansby Swanson (D1, PG, ABCA)

Rawlings Gold Bat Award

2015 Dansby Swanson

Rogers Clemens Award / National Pitcher of the Year

2007 David Price
 2015 Carson Fulmer

National Pitcher of the Year

2015 Carson Fulmer (D1, PG)

Rawlings Gold Glove Award

2011 Sonny Gray
 2014 Vince Conde
 2017 Jeren Kendall

National Coach of the Year

2014 Tim Corbin

1st Team All-Americans

1980 Scotti Madison, C (SN, ABCA)
 1993 Vee Hightower, CF (M)
 1999 Hunter Bledsoe, 3B (CB, NCBWA, CBI)

2004 Warner Jones, DH (BA, ABCA)
 2006 Pedro Alvarez, 3B (BA)
 2007 Pedro Alvarez, 3B (BA, NCBWA, R)
 Dominic de la Osa, OF (ABCA, CB, R)
 David Price, P (ABCA, BA, CB, NCBWA, R)
 Casey Weathers, P (ABCA, BA, CB, R)
 2011 Sonny Gray, P (ABCA, PG)
 Jason Esposito, 3B (ABCA)
 2013 Tony Kemp, 2B
 (BA, CB, ABCA, NCBWA, PG)
 Tyler Beede, P (NCBWA)
 2015 Carson Fulmer, P
 (BA, ABCA, NCBWA, PG, CB, D1)
 Dansby Swanson, SS (BA, ABCA, NCBWA, PG, D1)

2nd Team All-Americans

1973 Jeff Peeples, P (C)
 1985 Joey Cora, SS (ABCA)
 1993 Vee Hightower, CF (BA, NCBWA)
 1994 Boomer Whipple, 3B (ABCA)
 1998 Clinton Johnston, OF/P (BA, CB, SN, BW)
 2004 Warner Jones, 2B (CB, NCBWA)
 2007 Pedro Alvarez, 3B (ABCA, CB)
 Dominic de la Osa, OF (BA, NCBWA)
 Ryan Flaherty, SS (ABCA, R)
 2011 Sonny Gray, P (BA)
 Grayson Garvin, P (CB, BA)
 Aaron Westlake, 1B (BA)
 Jason Esposito, 3B (BA)
 2013 Tyler Beede, P (CB, BA, ABCA, PG)
 Connor Harrell, OF (ABCA, NCBWA)
 2014 Dansby Swanson, 2B (PG)
 2015 Rhett Wiseman, OF (PG)
 2017 Kyle Wright, RHP (BA)



3rd Team All-Americans

1984 Joey Cora, SS (ABCA)
 1987 Greg Smith, 1B (ABCA)
 1991 Greg Thomas, 1B (BA, ABCA)
 1993 Boomer Whipple, 3B (ABCA)
 1994 Nick Morrow, OF (ABCA)
 2004 Jeremy Sowers, LHP (BA)
 2006 David Price, P (NCBWA)

2007 Casey Weathers, P (NCBWA)
 2013 Brian Miller, P (CB)
 Mike Yastrzemski, OF (NCBWA)
 Kevin Ziemek, P (BA, NCBWA)
 2014 Dansby Swanson, 2B (BA, CB, ABCA)
 Vince Conde, SS (PG)
 2016 Jeren Kendall, OF (NCBWA)
 Bryan Reynolds, OF (D1, NCBWA)
 2017 Jeren Kendall, OF (BA)

1st Team Freshman All-Americans

1991 Vee Hightower, CF (BA)
 Greg Thomas, 1B (BA, CB)
 1996 Clinton Johnston, OF (BA)
 1999 Aaron Fausett, OF (BA)
 2002 Jeremy Sowers, P (CB)
 2003 Jensen Lewis, P (CB)
 2005 David Price, P (CB)
 2006 Pedro Alvarez, 3B (BA, CB)
 2007 Mike Minor, P (BA, CB)
 2009 Sonny Gray, P (CB)
 Riley Reynolds, IF (CB)
 Aaron Westlake, IF (CB)
 2010 Anthony Gomez, IF (BA, CB)
 2011 Tony Kemp, OF (BA, CB, PG)
 Conrad Gregor, DH (CB)
 2013 Carson Fulmer, P (CB)
 Xavier Turner, 3B (BA, CB)
 2014 Bryan Reynolds, OF (BA, CB, PG, NCBWA)
 Hayden Stone, P (PG)
 2015 Jeren Kendall, OF (BA, CB, D1)
 Will Toffey, 3B (CB)
 Kyle Wright, P (BA, CB, D1)
 2016 Alonzo Jones, DH/UT (CB)
 Ethan Paul, DH/UT (CB)
 Patrick Raby, RHP (CB)
 2018 Philip Clarke, DH (CB)
 Pat DeMarco, OF (CB)
 Mason Hickman, RHP (CB)
 Austin Martin, OF (CB)



Scotti Madison (left) was the first Commodore in school history to earn first team All-American honors. Jeff Peeples (center) was the first Dore to earn All-American status with a second team honor in 1973. Joey Cora (right) was a two-time All-American while at Vanderbilt.

COMMODORE HONORS



NATIONAL HONORS

2nd Team Freshman All-Americans

1991	Nick Morrow, OF (BA)
1997	Matt Kata, SS (BA)
1997	Damon Yee, P (BA, CB)
1999	Karl Nonemaker, OF (BA)
1999	Mark Prior, UTL (BA)
2005	David Price, P (BA)
2011	T.J. Pecoraro, P (NCBWA)
	Kevin Ziomek, P (NCBWA)
2014	Hayden Stone, P (BA)
2015	Jeren Kendall, OF (PG)
	Will Toffey, 3B (BA, PG, D1)
	Kyle Wright, P (PG)
2016	Alonzo Jones, DH/UT (BA)
2018	Austin Martin, UT/3B/OF (BA, NCBWA, PG)

Honorable Mention Freshman All-Americans

1999	Aaron Fausett, OF (CB)
1999	Karl Nonemaker, OF (CB)
2000	Taylor Childress, P (CB)
2001	Robert Ransom, P (CB)
2006	Ryan Flaherty, IF (CB)

ABCA-American Baseball Coaches Association; BA- Baseball America; BW-Baseball Weekly; C-Coaches; CB-Collegiate Baseball; CBI-College Baseball Insider; M-Mizuno; NCBWA-National College Baseball Writers Association; R- Rivals.com, SN-The Sporting News; PG - Perfect Game; D1 - D1Baseball.com

All-South Region/All-District 3

1972	Steve Estep, 2B
1973	Jeff Peeples, P
1974	Ted Shipley, SS
1975	Rick Duncan, OF
1976	Steve Chandler, OF
1977	Jerry Robertson, OF
1977	Mike Wright, C
1978	Scotti Madison, OF
1978	Jerry Williams, C
1980	Scotti Madison, C
1980	Bill Hench, 3B

1984	Joey Cora, SS
1985	Joey Cora, SS
1987	Greg Smith, 1B
1991	Greg Thomas, 1B
1993	Vee Hightower, CF
1993	Boomer Whipple, 3B
1994	Boomer Whipple, 3B
1999	Hunter Bledsoe, 3B
1999	Karl Nonemaker, OF
2000	Karl Nonemaker, OF
2003	Jeremy Sowers, LHP
2004	Warner Jones, 2B
	Ryan Klosterman, SS
	Jeremy Sowers, LHP
	2nd team - Cesar Nicolas, 1B/DH
2006	Pedro Alvarez, 3B
	David Price LHP
2007	Pedro Alvarez, 3B
	Dominic de la Osa OF
	Ryan Flaherty, SS
	David Price P
	Casey Weathers, P
2008	2nd team - Pedro Alvarez, 3B
	David Macias, OF
2009	2nd team - Aaron Westlake DH
	Steven Liddle, OF
2013	Tyler Beede, P
	Tony Kemp, 2B
	Connor Harrell, OF
	Mike Yastrzemski, OF
2014	Dansby Swanson, 2B
	2nd team - Vince Conde, SS
	2nd team - Carson Fulmer, P
2015	Carson Fulmer, P
	Dansby Swanson, SS
2016	2nd team - Bryan Reynolds, OF

NCAA Today's Top VIII

1999	Hunter Bledsoe, 3B
------	--------------------

GTE/CoSIDA Academic All-American of the Year

1999	Hunter Bledsoe, 3B
------	--------------------

First-Team GTE/CoSIDA Academic All-Americans

1994	Boomer Whipple, 3B
1999	Hunter Bledsoe, 3B

Second-Team GTE/CoSIDA Academic All-Americans

1989	Rick Holt, 3B
1989	Robert Schabes, DH
1995	Jason Robbins, OF

Third-Team GTE/CoSIDA Academic All-Americans

1990	Rick Holt, 3B
1995	Boomer Whipple, 3B

Honorable Mention Academic All-Americans

1984	Greg Allen
------	------------


First Team District IV Academic All-Americans

2001	Sean Luellwitz
2007	Alex Feinberg
2008	Alex Feinberg


Second Team District IV Verizon/CoSIDA Academic All-Americans

2002	Jeff Little
2002	Sean Luellwitz
2004	Ryan Klosterman

Sonny Gray was the first Commodore ever to earn the Rawlings Gold Glove Award, earning the gold glove in 2011 when he was first team All-American and a first round pick in the MLB Draft.



Dansby Swanson became the first Vanderbilt shortstop in school history to be named a first team All-American in 2015, one season after he was tagged a second team All-American at second base. He also joined David Price as the only Commodores to ever earn National Player of the Year honors.





COMMODORE HONORS

SOUTHEASTERN CONFERENCE HONORS

Player of the Year

1999.....Hunter Bledsoe, 3B
2013.....Tony Kemp, 2B

Pitcher of the Year

2007.....David Price, LHP
2011.....Grayson Garvin, LHP
2015.....Carson Fulmer, RHP

Freshman of the Year

2006.....Pedro Alvarez, 3B
2011.....Tony Kemp, OF

Coach of the Year

2007.....Tim Corbin
2013.....Tim Corbin

1st Team All-SEC

1954.....Charles Hawkins, P
1956.....Bob Gregor, C
1971.....Steve Estep, 2B
.....Jerry Reasonover, UT
.....Jeff Peeples, P
1972.....Bill Winchester, 1B
.....Steve Estep, 2B
.....Jeff Peeples, P
1973.....Ted Shipley, SS
.....Rick Duncan, OF
.....Greg Collins, C
.....Jeff Peeples, P
1974.....Ted Shipley, SS
.....Rick Duncan, OF
.....Rick Rhodes, P
1975.....Rick Duncan, OF
.....Gene Menees, 2B
1976.....Steve Chandler, OF
1977.....Jerry Robertson, OF
.....Mike Wright, C

1978.....Scotti Madison, OF
.....Jerry Williams, C
1979.....Scotti Madison, C
.....Jack Nuismer, P
1980.....Scotti Madison, C
.....Bill Hench, 3B
1982.....Erez Borowsky, C
1983.....Darren Puskarch, C
1984.....Joey Cora, SS
1985.....Joey Cora, SS
1987.....Greg Smith, 1B
1990.....JoJo Smith, P
.....Jim Schiffman, OF
1993.....Vee Hightower, OF
.....Boomer Whipple, 3B
1994.....Boomer Whipple, 3B
1995.....Josh Paul, OF
1998.....Clinton Johnston, OF
1999.....Hunter Bledsoe, 3B
2004.....Warner Jones, 2B
.....Ryan Klosterman, SS
2006.....Pedro Alvarez, 3B
2007.....Pedro Alvarez, 3B
.....Dominic de la Osa, OF
.....David Price, P
.....Casey Weathers, P
2008.....Pedro Alvarez, 3B
.....David Macias, OF
2009.....Brian Harris, SS
2010.....Anthony Gomez, 2B
2011.....Aaron Westlake, 1B
.....Tony Kemp, OF
.....Grayson Garvin, LHP
2012.....Anthony Gomez, SS
2013.....Tony Kemp, 2B
.....Mike Yastrzemski, OF
2014.....Dansby Swanson, 2B
.....Vince Conde, SS

2015.....Carson Fulmer, RHP

2nd Team All-SEC

1960.....Channing Workman, 3B
1988.....Jim Schiffman, OF
1989.....Bob Schabes, DH
1991.....Greg Thomas, 1B
1992.....Jeff Martin, C
1993.....Greg Thomas, 1B
1994.....Nick Morrow, OF
1995.....Boomer Whipple, 3B
1997.....Clinton Johnston, OF
2003.....Jeremy Sowers, LHP
2004.....Jeremy Sowers, LHP
2005.....Jensen Lewis, RHP
2006.....David Price, LHP
2007.....Ryan Flaherty, SS
2008.....Dominic de la Osa, OF
.....Alex Feinberg, 2B
.....Ryan Flaherty, SS
2009.....Steven Liddle, OF
2010.....Sonny Gray, RHP
2011.....Jason Esposito, 3B
.....Conrad Gregor, DH
.....Sonny Gray, RHP
2013.....Tyler Beede, RHP
.....Connor Harrell, OF
2014.....Carson Fulmer, RHP
2015.....Dansby Swanson, SS
2016.....Jeren Kendall, OF
.....Bryan Reynolds, OF
.....Kyle Wright, RHP
2017.....Jeren Kendall, OF
.....Kyle Wright, OF

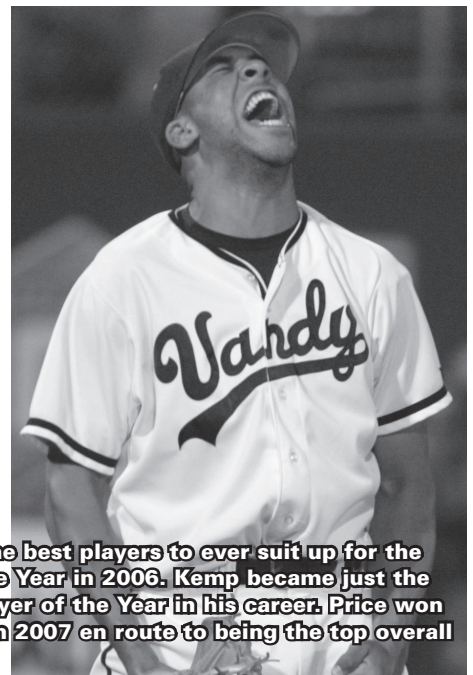

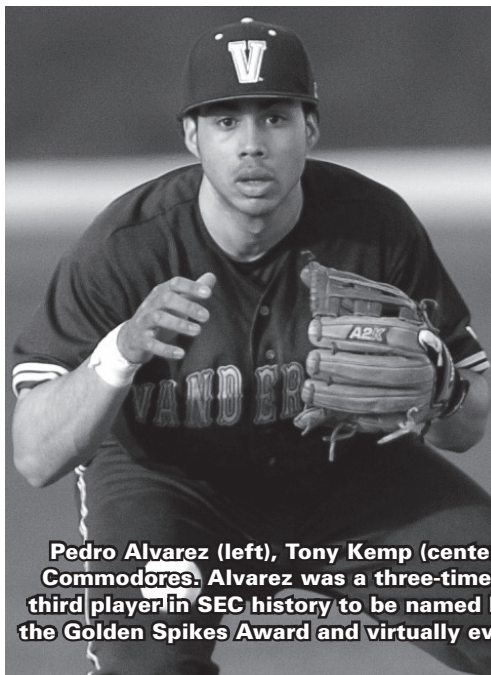
SEC All-Freshman

2006.....Pedro Alvarez, 3B
2008.....Russell Brewer, RHP

2009.....Riley Reynolds, 2B
.....Aaron Westlake, DH
2010.....Anthony Gomez, 2B
.....Connor Harrell, OF
2011.....Conrad Gregor, DH
.....Tony Kemp, OF
.....Kevin Ziomek, LHP
2012.....Tyler Beede, RHP
2013.....Carson Fulmer, RHP
.....Xavier Turner, 3B
.....Zander Wiel, DH
2014.....Bryan Reynolds, OF
2015.....Jeren Kendall, OF
.....Will Toffey, 3B
.....Kyle Wright, RHP
2016.....Connor Kaiser, SS
.....Ethan Paul, DH
* The SEC began selecting an All-Freshman team in 2005.

SEC Player | Pitcher | Freshman of the Week

1985.....4/30.....Joey Cora*
1986.....3/24.....Cam Hazen*
.....4/24.....Kelly Klippenstein*
1987.....3/30.....David Joine (plyr)
.....4/20.....Brad Harvie (plyr)
1988.....4/18.....Jim Schiffman (plyr)
1989.....4/19.....Jamie Abbgly (plyr)
.....4/24.....Mike McLochlin (pit)
1992.....4/13.....Scott Newell (pit)
1993.....4/12.....Vee Hightower (plyr)
1994.....5/17.....Nick Morrow (plyr)
1996.....4/15.....Josh Adeeb (plyr)
.....4/29.....Phillip Haigler (pit)
1997.....4/28.....Josh Adeeb (plyr)
2000.....4/10.....Karl Nonemaker (plyr)
2001.....3/12.....Ulises Cabrera (plyr)



THREE OF THE BEST

Pedro Alvarez (left), Tony Kemp (center) and David Price (right) are three of the best players to ever suit up for the Commodores. Alvarez was a three-time All-SEC performer and Freshman of the Year in 2006. Kemp became just the third player in SEC history to be named both SEC Freshman of the Year and Player of the Year in his career. Price won the Golden Spikes Award and virtually every national Player of the Year award in 2007 en route to being the top overall pick in the 2007 MLB Draft.

COMMODORE HONORS



SOUTHEASTERN CONFERENCE HONORS

2002.....2/25.... Jeremy Sowers (pit)
 2003.....4/8..... Jeremy Sowers (pit)
4/22..... Cesar Nicolas (pit)
5/20..... Warner Jones (plyr)
 2004.....5/24.... Jeremy Sowers (pit)
3/29..... Warner Jones (plyr)
3/1..... Jeremy Sowers (pit)
2/23..... Ryan Mullins (pit)
 2005.....2/21.... Jensen Lewis (pit)
4/4..... Mike Baxter (hit)
4/18..... Ryan Mullins (pit)
 2006.....3/13..... David Price (pit)
3/20..... Pedro Alvarez (fr)
3/27..... David Price (pit)
4/3..... David Price (pit)
4/10..... David Price (pit)
4/17..... Pedro Alvarez (hit)
5/22..... Ryan Flaherty (fr)
 2007.....Wk 1..... Pedro Alvarez (hit)
Wk 2..... David Price (pit)
Wk 5..... David Price (pit)
Wk 12..... Dom de la Osa (hit)
Wk 15..... Dom de la Osa (hit)
 2008.....Wk 8..... David Macias (hit)
 2009.....Wk 2..... Aaron Westlake (fr)
Wk 7..... Sonny Gray (fr)
Wk 8..... Mike Minor (pit)
Wk 10..... Brian Harris (hit)
Wk 12..... Aaron Westlake (hit)
 2010.....Wk 1..... Sonny Gray (pit)
Wk 6..... Sonny Gray (pit)
Wk 12..... Joe Loftus (hit)
 2011.....Wk. 3..... Sonny Gray (pit)
Wk. 6..... Grayson Garvin (pit)
Wk. 7..... Tony Kemp (fr)
Wk. 8..... Curt Casali (hit)
Wk. 10..... Conrad Gregor (fr)
 2012.....Wk. 9..... Anthony Gomez (hit)

2013.....Wk. 2..... Philip Pfeifer (pit)
Wk. 3..... Kevin Ziomek (pit)
Wk. 4..... Kevin Ziomek (pit)
Wk. 11..... Tony Kemp (hit)
Wk. 13..... Tony Kemp (hit)
 2014.....Wk. 1..... Bryan Reynolds (fr)
Wk. 5..... Vince Conde (hit)
Wk. 13..... Vince Conde (hit)
 2015.....Wk. 3..... Zander Wiel (hit)
Wk. 5..... Rhett Wiseman (hit)
Wk. 7..... Zander Wiel (hit)
Wk. 8..... Kyle Wright (fr)
Wk. 11..... Zander Wiel (hit)
Wk. 13..... Jeren Kendall (fr)
Wk. 13..... Carson Fulmer (pit)
Wk. 14..... Carson Fulmer (pit)
 2016.....Wk. 1..... Jeren Kendall (hit)
Wk. 4..... Jordan Sheffield (pit)
Wk. 9..... Jordan Sheffield (pit)
Wk. 11..... Jordan Sheffield (pit)
Wk. 13..... Kyle Wright (pit)
 2017.....Wk. 4..... Drake Fellows (fr)
Wk. 6..... Jeren Kendall (plyr)
Wk. 9..... Kyle Wright (pit)
 2018.....Wk. 5..... Jayson Gonzalez (fr)
Wk. 7..... Mason Hickman (pit)
Wk. 10..... Austin Martin (fr)

* The SEC did not separate awards for position players and pitchers until 1987

All-SEC East

From 1961-85, the SEC coaches selected All-Eastern and Western Division teams along with overall All-SEC squads. Those listed as All-SEC selections previously on this page were also All-Eastern Division



Players. Listed below are Vanderbilt's All-Eastern Division players who did not make All-SEC.

1963..... Elliot Hembree, UT
 1969..... Jimmy Conn, UT
 Elliott Jones, P
 1970..... Bill Winchester, 1B
 1971..... Mike Willis, P
 1972..... Mike Willis, P
 1974..... Steve Tinsley, C
 1976..... Bill Hardin, 3B
 1982..... Charles DeFrance, OF
 Brian Farley, P
 Cam Stubbs, UT
 Tim Turner, 2B
 1983..... Doug Fair, OF
 1985..... Mark Ambrose, P
 Benton Patton, OF

SEC All-Tournament Team

1980..... Mike Pike, 1B
 Charles DeFrance, 2B
 Bill Hench, 3B
 Scotti Madison, C
 Jerry Williams, OF
 Dan Jahnke, P
 Dave Nenad, DH (MVP)
 1990..... Jeff Martin, C
 Todd Muckerheide, DH
 1993..... Nick Morrow, 2B
 1994..... Boomer Whipple, 3B
 Stephen Wix, C
 Nick Morrow, OF
 Craig Sands, OF
 1995..... Josh Paul, OF
 Ryan Brown, DH
 2004..... Cesar Nicolas, DH/1B
 Warner Jones, 2B

..... Ryan Klosterman, SS
 Jonathan Douillard, C
 Jeremy Sowers, LHP
 2006..... Pedro Alvarez, 3B
 Dominic de la Osa, OF
 Ryan Flaherty, SS
 Shea Robin, DH
 2007..... Pedro Alvarez (MVP), 3B
 Dominic de la Osa, OF
 Ryan Flaherty, SS
 Shea Robin, C
 2008..... Ryan Flaherty, SS
 Andrew Giobbi, 1B
 2009..... Andrew Giobbi, C
 Mike Minor, LHP
 Steven Liddle, OF
 2010..... Aaron Westlake, DH
 2011..... Sonny Gray, RHP
 Aaron Westlake, 1B
 Riley Reynolds, 2B
 Jason Esposito, 3B
 Conrad Gregor, DH
 2012..... Spencer Navin, C
 Connor Harrell, OF
 Mike Yastrzemski, OF
 2013..... Tony Kemp, 2B
 Conrad Gregor, 1B
 Connor Harrell, OF
 Zander Wiel, DH
 Tyler Beede, P
 2015..... Jeren Kendall, OF
 Bryan Reynolds, OF
 Dansby Swanson, SS
 Will Toffey, 3B
 Zander Wiel, 1B



THREE ACES
 In 2015, Carson Fulmer (left) joined Grayson Garvin (center) and David Price (right) as the only three Vanderbilt pitchers to earn SEC Pitcher of the Year honors. The trio combined to win 38 games during the seasons they won the award with Fulmer's 14 victories in 2015 matching the school record.



COMMODORE HONORS

JEFF PEEPLES MOST VALUABLE TEAMMATE AWARD

Jeff Peeples

The award pays tribute to Jeff Peeples, who was a four-year letterwinner at Vanderbilt from 1970-73.

He was a three-time All-Southeastern Conference selection who helped guide the Commodores to three SEC Tournaments and the 1972 SEC Championship.

Peeples was one of only two pitchers in SEC history to lead the league in earned run average for two consecutive years (1971-72). He also led the conference in victories (12) and strikeouts (113) in 1973.

Peeples still holds Vanderbilt career records for wins (29) and earned run average (1.68).

He went on to play professionally for the St. Louis Cardinals and was inducted into the Tennessee Sports Hall of Fame in the spring of 2001.

Year-by-Year Winners

2001 ★ Sean Luellwitz, 1B ★ Jr.
 2002 ★ Sean Luellwitz, 1B ★ Sr.
 2003 ★ Jeremy Sowers, LHP ★ So.
 2004 ★ Ryan Klosterman, SS ★ Jr.
 2005 ★ Mike Baxter, 1B ★ Jr.
 2006 ★ Pedro Alvarez, 3B ★ Fr.
 2007 ★ David Price, LHP ★ Jr.
 2008 ★ David Macias, OF ★ Sr.
 2009 ★ Nick Christiani, RHP ★ Sr.
 2010 ★ Brian Harris, SS ★ Sr.
 2011 ★ Bryan Johns, IF ★ Sr.
 2012 ★ Anthony Gomez, IF ★ Jr.
 2013 ★ Mike Yastrzemski, OF ★ Sr.
 2014 ★ Dansby Swanson, 2B ★ So.
 2015 ★ Kyle Smith, OF ★ Jr.
 2016 ★ Kyle Smith, OF ★ Sr.
 2017 ★ Ro Coleman, OF ★ Sr.
 2018 ★ Julian Infante, 1B ★ Jr.

2018 Recipient - Julian Infante

Julian Infante became the 16th Commodore to receive the Jeff Peeples Most Valuable Teammate, presented at the program's annual banquet in February.

The junior made 48 starts and 50 appearances at first base while shrugging off a tough start to bat .312 during his final 10 games.

His leadership qualities helped Vandy get hot down the stretch in route to its second consecutive NCAA Super Regional appearance.



Julian Infante

ALL-SEC ACADEMIC SELECTIONS

H. Boyd McWhorter Scholar

Athlete of the Year Award

2001 — Ulises Cabrera, finalist
 2002 — Jeff Little, finalist

1971

Greg Collins (Electrical Engineering); Jeff Love (Pre-Law); Adams Carroll (Pre-Law)

1973

Greg Collins (Electrical Engineering)

1975

Gene Menees (Physical Education); Mike Coyne (Engineering)

1976

Kenny Sholl (Engineering)

1979

Nelson Jennings (Business Administration)

1980

Nelson Jennings (Business Administration)

1981

Cam Stubbs (Physical Education)

1982

Cam Stubbs (Physical Education); Kent Yarbrough (Physical Education)

1983

Tom Hoerman (Political Science); Kent Yarbrough (Physical Education); Jeff Trenning (Economics/Eng.)

1984

Greg Allen (Philosophy); Tim Brecht (Physical Education); Joey Cora (Math); Scott Darling (Comp. Sci.); Tom Hoerman (Political Science); Bob Nicolich (Psychology); Jeff Trenning (Economics/Eng.)

1985

Joey Cora (Math); Jeff Trenning (Economics/Eng.)

1986

Kyle Balch (Math); Joey Jackson (Psychology)

1987

Kyle Balch (Math); Brad Harvie (Education); Bob Schabes (Economics)

1988

Kyle Balch (Math); Bob Schabes (Economics)

1989

Jamie Abbgly (HOD); Jeff Callahan (HOD); Bryant Freer (Biomechanical Engineering); Rick Holt (Undeclared); Bob Schabes (Economics); John Turnbull (Chemistry)

1990

Chip Fridrich (HOD); Rick Holt (Chemistry); Todd Muckerheide (Economics); Jim Schifman, OF (HOD); John Turnbull (Chem.)

1991

Mickey Ellison (HOD); Rick Holt (Chemistry); John Turnbull (Chem.)

1992

Tom Pendley (Economics)

1993

David Daniels (History); Mickey Ellison (HOD); Nick Morrow (HOD); Tom Pendley (Economics); Brad Reese (HOD); Jason Robbins (Eng. Sci.); Boomer Whipple (Economics)

1994

David Daniels (History); Jason Elliott (HOD); Nick Morrow (HOD); Jason Robbins (Eng. Sci.); Boomer Whipple (Economics)

1995

Ryan Bachman (Philosophy); David Daniels (History); Jason Elliott (HOD); Jason Robbins (Eng. Sci.); Boomer Whipple (Economics)

1996

Ryan Bachman (Philosophy); Ryan Brown, (HOD); Glenn Davis (HOD); Jimmy Dykes (HOD); Paul Seybt (HOD)

1997

Hunter Bledsoe (Eng. Sci.); Chris Christensen (HOD); Justin Dill (HOD); Jimmy Dykes (HOD); Paul Seybt (HOD); David Woods (Engineering)

1998

Chris Christensen (HOD); Justin Dill (HOD); Jimmy Dykes (HOD); Paul Seybt, (HOD); David Woods (Economics)

1999

Hunter Bledsoe (Economics/Eng. Sci.); Kevin Geshke (Arts & Science); Stephen Prather (Arts & Science)

2000

Stephen Prather (Interdisp. Comm.); Kyle Flubacker (Undecided); Kevin Geshke (Math); Jeff Little (Math); Sean Luellwitz (HOD); Karl Nonemaker (HOD); Scott Vanderhoff (HOD)

2001

Rob Bedwell (HOD); Ulises Cabrera (HOD); Taylor Childress (HOD); K.C. Dyer (Undecided); Kyle Flubacker (Philosophy); Kevin Geshke (Mathematics); Jeff Little (Molecular Biology); Sean Luellwitz (HOD); Karl Nonemaker (HOD); John Prothro (Interdisp. Comm.); Brooks Rutledge (Mathematics); Jay Smith (Undecided); Scott Vanderhoff (HOD)

2002

Rob Bedwell (HOD); Adam Blue (HOD); Ulises Cabrera (HOD); Taylor Childress (HOD); Kenneth Dyer (Economics); Kyle Flubacker (HOD); Kevin Geshke (Mathematics); John Kaye (History); Jeff Little (Molecular Biology); Chris Maultsby (HOD); Sean Luellwitz (HOD); Karl Nonemaker (HOD); John Prothro (Communication Studies); Brooks Rutledge

(Art History); Jay Smith (Economics); Scott Vanderhoff (HOD)

2003

Dean Bennett (Political Science); John Kaye (History); Sean Luellwitz (HOD); Jeffrey Little (Molecular Biology); Chris Maultsby (HOD); Karl Nonemaker (HOD); John Prothro (Interdisciplinary Communication); Jay Smith, (Economics); Jeremy Sowers (Arts & Sciences); Paul Stempel Vanderbilt (Math/Political Science); Scott Vanderhoff (HOD); Matt Zeller (HOD)

2004

Mike Baxter (HOD); Aaron Garza (Arts & Science); Carter Hawkins (HOD); Ryan Klosterman (HOD); Jensen Lewis (Communication Studies); Tony Mansolino (HOD); Nick Pilkington (Mechanical Engineering); Ryan Rote (HOD); Worth Scott (HOD); Zach Simpson (HOD); Jeremy Sowers (Political Science); Matt Zeller (HOD)

2005

Mike Baxter (HOD); Aaron Garza (HOD); Carter Hawkins (HOD); Warner Jones (HOD); Bill Kleinschrodt (HOD); Tony Mansolino (HOD); Greg Moviel (Special Education); Nick Pilkington (Mechanical Engineering); Ryan Rote (HOD); Rucker Taylor (HOD); Matt Zeller (HOD)

2006

Matt Buschmann (HOD); Cody Crowell (HOD); Ryan Davis (Economics); Greg Del George (Mechanical Engineering); Alex Feinberg (Economics); Brad French (Economics); Carter Hawkins (HOD); Greg Moviel (Special Education); Shea Robin (Economics); Rucker Taylor (HOD)


2007

Caleb Cotham (Economics); Adam Cronk (HOD); Cody Crowell (HOD); Jason Cunningham (Mathematics); Ryan Davis (Economics); Alex Feinberg (Economics); Brad French (Economics); Carter Hawkins


SUPPORT STAFF




Matt Anderson
Marketing



Chase Casali
Student Manager




James Feeney
Associate Director
for Compliance



Jack Goodrum
Student Manager



Trae Hothouse
Assistant Director of
Facilities and Operations



Jackson Kelley
Student Manager



Steven Parks
Senior Assistant AD
for Video Services



Sara Sanders
Academic Counselor



Shaun Senn
Graphic
Designer



Casey Stangel
Administrative
Assistant



Ethan Stern
Student Manager

ALL-SEC ACADEMIC SELECTIONS

(HOD), Brett Jacobson (Communication Studies), Tyler Rhoden (HOD), Shea Robin (Economics), Stephen Shao (Anthropology)

2008

Russell Brewer (HOD), Nick Christiani (Economics), Adam Cronk (HOD), Jason Cunningham (Mathematics), Alex Feinberg (Economics), Brad French (Economics), Richie Goodenow (Sociology), Parker Hanks (HOD), Brian Harris (Sociology), Alex Hilliard (Musical Arts/Teacher Education), Brett Jacobson (Communication Studies), Mark Lamm (HOD), Mike Minor (Sociology), Shea Robin (Economics), Steven Schwartz (Economics), Jordan Wormsley (HOD)

2009

Sean Bierman (Interdisciplinary), Ben Blanton (Economics), Russell Brewer (HOD), Nick Christiani (Economics), Caleb Cotham (Economics), Drew Fann (HOD), Drew Hayes (Secondary Education and English), Alex Hilliard (Music Education), Mark Lamm (HOD), Steven Liddle (Interdisciplinary), Chase Reid (Economics), Kellen St. Luce (Interdisciplinary), Jordan Wormsley (HOD)

2010

Jack Armstrong (Interdisciplinary Studies), Russell Brewer (HOD), Drew Fann (HOD), Grayson Garvin (HOD), Sonny Gray (Sociology), Andrew Harris (Interdisciplinary Studies), Brian Harris (Organizational Leadership), Drew Hayes (Educational Studies/English), Taylor Hill (HOD), Mark Lamm (HOD), Navery Moore (Economics), Chase Reid (Economics), Riley Reynolds (Interdisciplinary Studies), Aaron Westlake (Interdisciplinary Studies), Jordan Wormsley (HOD)

2011

Jack Armstrong (Interdisciplinary Studies), Curt Casali (Corporate Communications), Drew Fann (HOD), Regan Flaherty (undeclared), Grayson Garvin (HOD), Anthony Gomez (Financial Management), Sonny Gray (Sociology), Conrad Gregor (undeclared), Connor Harrell (Financial Strategy), Andrew Harris (Interdisciplinary Studies), Taylor Hill (HOD), Bryan Johns (Creativity and Critical Thought), Will Johnson (undeclared), Keenan Kolinsky (undeclared), Mark Lamm (HOD), Josh Lee (undeclared), Joe Loftus (Sociology), Jack Lupo (Economics), Navery Moore (Economics), Spencer Navin (undeclared), Riley Reynolds (Interdisciplinary Studies), Aaron Westlake (Interdisciplinary Studies), Mike Yastrzemski (undeclared), Kevin Ziomek (undeclared)

2012

Connor Castellano (undeclared), Vince Conde (undeclared), Will Cooper (undeclared), Drew Fann (HOD), Anthony Gomez (Financial Management), Conrad Gregor (undeclared), Connor Harrell (Financial Strategy), Andrew Harris (Interdisciplinary Studies), Will Johnson (undeclared), Tony Kemp (undeclared), Keenan Kolinsky (undeclared), Josh Lee (undeclared), Jack Lupo (Economics), Joel McKeithan (undeclared), Brian Miller (undeclared), Jared Miller (undeclared), Spencer Navin (undeclared), Riley Reynolds (Interdisciplinary Studies), Drew VerHagen (HOD), Mike Yastrzemski (Crime and Society), Kevin Ziomek (undeclared)

2013

Walker Buehler (undeclared), Will Cooper (Financial Strategy), Tyler Ferguson (undeclared), Carson Fulmer (undeclared), Conrad Gregor (Finance & Entrepreneurship), Connor Harrell (Strategic Finance), Andrew Harris

(Leadership & Organizational Performance), Chris Harvey (Communications & Marketing), Tony Kemp (Communication & Society), Keenan Kolinsky (Corporate Operations & Management), D.J. Luna (Economics), Jack Lupo (Society & Business), Joel McKeithan (Marketing Entertainment), Brian Miller (Management & Social Service), Jared Miller (Enterprise & Finance), Spencer Navin (Management & Environmental Studies), Adam Ravenelle (Ancient to Modern Commerce), Kyle Smith (undeclared), Luke Stephenson (undeclared), Dansby Swanson (undeclared), Mike Yastrzemski (Crime & Society), Kevin Ziomek (Managerial & Organizational Studies)

2014

Vince Conde (Interdisciplinary), Will Cooper (Interdisciplinary), Jason Delay (undeclared), Tyler Ferguson (Interdisciplinary), Carson Fulmer (Interdisciplinary), John Kilichowski (undeclared), Brian Miller (Interdisciplinary), Jared Miller (Interdisciplinary), Penn Murfee (undeclared), Drake Parker (undeclared), Philip Pfeifer (Philosophy), Adam Ravenelle (Interdisciplinary), Bryan Reynolds (undeclared), Steven Rice (Interdisciplinary), Nolan Rogers (undeclared), Luke Stephenson (Interdisciplinary), Dansby Swanson (Interdisciplinary), Rhett Wiseman (Interdisciplinary)

2015

Tyler Campbell (Interdisciplinary), Jason Delay (Economics), Tyler Ferguson (Interdisciplinary), Carson Fulmer (Interdisciplinary), Tyler Green (Sociology), John Kilichowski (Economics), Penn Murfee (Economics), Drake Parker (Medicine, Health, & Society), Philip Pfeifer (Philosophy), Bryan Reynolds (Psychology), Nolan Rogers (Sociology),

Dansby Swanson (Interdisciplinary), Xavier Turner (Interdisciplinary), Rhett Wiseman (Interdisciplinary)

2016

Joey Abraham (Economics), Tristan Chari (Medicine, Health & Society), Jason Delay (Economics), Julian Infante (undeclared), Alonzo Jones (undeclared), Connor Kaiser (undeclared), John Kilichowski (Economics), Penn Murfee (Economics), Bryan Reynolds (Psychology), Nolan Rogers (Sociology), Stephen Scott (undeclared), Collin Snider (Psychology), Will Toffey (Human & Organizational Development)

2017

Jason Delay (Economics), AJ Franklin (Human and Organizational Development), Julian Infante (Economics), Alonzo Jones, Jr. (Sociology), Matthew McGarry (Sociology), Penn Murfee (Economics), Ethan Paul (Psychology), Patrick Raby (Human and Organizational Development), Stephen Scott (Economics), Collin Snider (Psychology), William Toffey (Human and Organizational Development), Kyle Wright (American Studies)

2018

JJ Bleday (Environmental Sociology), Ty Duvall (Human and Organizational Development), Julian Infante (Economics), Alonzo Jones, Jr. (Sociology), Connor Kaiser (Human and Organizational Development), Ethan Paul (Psychology), Patrick Raby (Human and Organizational Development), Stephen Scott (Economics)



Nicholas S. Zeppos Chancellor

Vanderbilt Chancellor Nicholas S. Zeppos continues to demonstrate his appreciation for and commitment to the University's athletic program in a variety of ways.

His active role in Southeastern Conference leadership and regulatory issues and his vocal support of college athletics becoming more diverse and inclusive are just two examples of how Zeppos' influence has been felt.

Zeppos has taken a keen interest in athletics at Vanderbilt throughout his tenure which spans more than two decades. "I don't call the plays or throw the passes," Zeppos said. "I'm here simply trying to do whatever I can to support all of the talented people who do these things."

In the spring of 2016 Zeppos displayed that support yet again during the hiring of two of the nation's most dynamic and sought after basketball coaches, Bryce Drew and Stephanie White, to lead the Commodores' men's and women's respective basketball programs.

Zeppos previously endorsed an athletics capital improvement plan that has surpassed \$60 million, orchestrating efforts to improve the student experience for athletes and assist with recruiting.

"One thing I consider the ultimate compliment is when a coach calls me and says, 'I've got a couple of recruits here. Could you meet them?'"

Zeppos previously served as president of the Southeastern Conference and continues to be an important voice within the SEC where his legal expertise and commitment to fairness, student-athlete welfare, and diversity have been on display for nearly a decade. He played a key role in the extensive SEC commissioner search while serving as chair of the SEC Executive Committee of presidents and chancellors and in March 2015, he introduced Greg Sankey as league commissioner.

A distinguished legal scholar, teacher and executive, Zeppos served from 2002 to February 2008 as Vanderbilt's chief academic officer, overseeing the University's undergraduate, graduate, and professional education programs as well as research efforts in liberal arts and sciences, engineering, music, education, business, law and divinity. As provost and vice chancellor, he chaired Vanderbilt's budgeting and capital planning council and led all fund-raising and alumni relations efforts across the institution, in addition to overseeing the dean of students and dean of admissions.

Zeppos has led a number of important initiatives at Vanderbilt, including the planning process for The Ingram Commons, a landmark transformation of the first-year experience; Warren and Moore colleges for upperclassmen; and Vanderbilt Barnard College, the next phase of the university's unique living-learning residential college system currently under construction on the original campus. Other key advancements include restructuring of the institution to split out clinical health care operations into a new corporate entity; the Academic Strategic Planning Group; innovative efforts in undergraduate admissions and financial aid; and the development of new programs in Jewish studies, law and economics and genetics.

In a bold move to strengthen Vanderbilt's commitment to admitting undergraduates on the basis of accomplishment and achievement, rather than their ability to pay, Zeppos significantly expanded the financial aid program in 2009. By replacing undergraduate, need-based loans with grant and scholarship assistance, the University opened its doors wider to highly talented and qualified students of all economic, cultural and geographical backgrounds. The expanded aid program is funded by a combination of strategic budget allocations and gifts from thousands of generous donors to the current Opportunity Vanderbilt campaign.

Zeppos was recognized with five teaching awards at the law school before serving as an associate dean, associate provost, and provost and vice chancellor for academic affairs. He served as interim chancellor for eight months prior to being formally appointed as Vanderbilt's eighth chancellor on March 1, 2008.



Malcolm Turner Director of Athletics

Vanderbilt University Chancellor Nicholas S. Zeppos named Malcolm Turner, a proven and highly accomplished sports business executive with a passion for the transformative power of education, as the university's new vice chancellor for athletics and university affairs and athletics director on Dec. 11. Turner, a member of the NBA's senior leadership team and president of the NBA G League, joined

the university on Feb. 1, 2019.

Turner graduated from North Carolina and went on to earn joint J.D./M.B.A. degrees from Harvard.

Turner is also an accomplished community leader, having served on the advisory boards for Teach for America, North Carolina's Kenan-Flagler Business School, the UNC Board of Visitors and the board of the Morehead-Cain Scholarship Fund.

As a student at UNC, Turner was a Rhodes Scholar Finalist, Morehead-Cain Scholar and recipient of the Ernest L. Mackie Chancellor's Award for character, scholarship and leadership.

Turner's tenure as president of the NBA G League is hallmarked by growth, expansion and transformation.

Under Turner's leadership, the NBA G League has enjoyed unprecedented growth across all areas of its business and basketball operations — from record numbers of NBA G League alumni in the NBA, to a first-of-its-kind expanded entitlement partnership with Gatorade, to innovative new player contract types. A champion for NBA Two-Way Contracts (newly incorporated in the NBA's current Collective Bargaining Agreement) and NBA G League Select Contracts (newly announced as part of the G League's recently launched professional path), Turner's vision deepened the league's commitment to player development.

Turner's commitment to development also has extended to coaches, with more than 50 coaches ascending from the NBA G League to NBA team benches during his tenure.

Through strategic partnerships with NBA teams, 10 new clubs joined the league, all of the NBA G League's record 27 teams now enjoy single-affiliation with NBA parent clubs, and roughly one-third of the league's teams are playing in, or currently constructing, new facilities. By any measure, the NBA G League has undergone an expansive transformation and today stands as a thriving and integral strategic asset that is creating tangible value throughout the NBA system. The NBA G League prepares players, coaches, referees, trainers and front office staff for the NBA while also serving as the league's research and development laboratory to test experimental playing rules, new technologies and emerging partner initiatives for potential application by the NBA.

Prior to joining the NBA, Turner worked at Wasserman Media Group, where he helped build the firm's preeminent Consulting Division as its managing director, creating and managing sports, entertainment, venue and new product launch strategies for leading corporate brands and properties. He went on to help build a multinational footprint for this practice before launching Wasserman's Golf Division as one of the leading golf management teams representing some of the game's top personalities and brands. Prior to Wasserman, he served as senior vice president and a member of the leadership team of OnSport, a North Carolina-based sports and entertainment consulting firm (later acquired by Wasserman) that managed strategic initiatives for Fortune 100 brands across the NBA, NFL, MLB, NASCAR, Madison Square Garden, STAPLES Center and other marquee properties. The firm also represented the media rights for prominent rightsholders in the professional and college sports landscape.



Phillip Brown Associate Director of Athletics

Phillip Brown is in his third year with Vanderbilt and works as the program's associate athletic director and chief business officer. He is in his first year as the administrator for the baseball program.

Prior to joining Vanderbilt, Brown served two years as the assistant athletic director for financial operations at Texas A&M University-Kingsville.

In 2013, Brown served as the tournament director for the NCAA Division II South Central Regional Baseball Tournament hosted at Nolan Ryan Field on the Campus of the Javelinas.

While at TAMUK Brown oversaw the daily financial operations, prepares the division's annual budgets, and assisted with the oversight of all internal operations within the division. He also served as the liaison between athletics and campus recreation and the university's financial departments.

Before joining TAMUK, Brown worked in public accounting, with assignments primarily in auditing with additional duties in tax preparation. Brown also worked in trust tax accounting for a publicly traded regional financial corporation.

Brown holds a bachelor of business administration in accounting from the Houston and a master's of business administration from Texas A&M University-Commerce.

Brown is married to the former Alison Fontenot of Ville Platte, Louisiana. They have one daughter, Charlotte, and two sons, Owen and Emmett.



Kevin Colon Associate Director of Athletics

Kevin Colon, a 20-year veteran of Vanderbilt athletics, serves as the co-administrator for the Commodore baseball team.

Colon also oversees the women's bowling team, equipment and strength and conditioning departments.

In 2011, '13, '14, '15, '16 and '18, Colon directed Vanderbilt's hosting of the NCAA baseball Regionals or Super Regionals. He was the school's official liaison at the 2011, 2014 and 2015 College World Series.

Colon came to Vanderbilt in 1998, organizing and directing CHAMPS/Life Skills, the community outreach arm of Commodore athletics.

As CHAMPS/Life Skills director, Colon guided Vanderbilt student-athletes into an expanded role in giving back to local schools, hospitals, non-profit organizations and other efforts aimed at disadvantaged residents of Nashville and Middle Tennessee. The program also emphasized a commitment to academic excellence, personal development, leadership and career development for participating student-athletes.

Before joining Vanderbilt, Colon served two years as assistant director for student services at Kansas State. He has also served as an academic advisor for the Syracuse football team. Colon earned an undergraduate degree from Iowa State and master's degree from Toledo.

Colon has one son, DuBois, and is married to the former Terri Fortenberry.



Three sellout crowds packed into Hawkins Field for the 2018 NCAA Nashville Super Regional against Mississippi State.



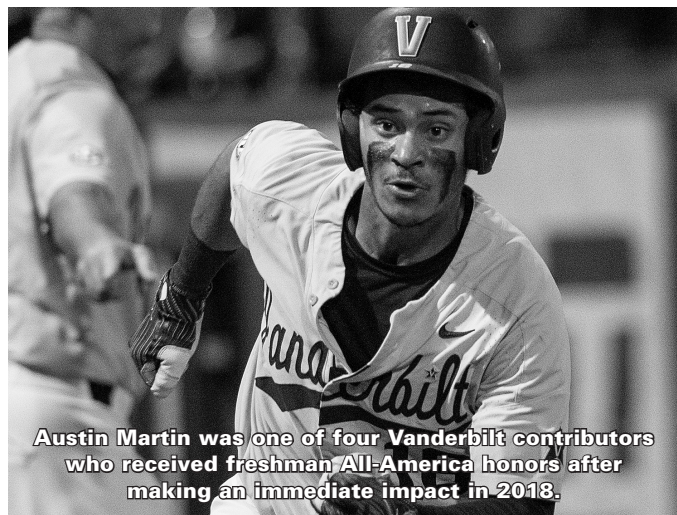
2018 SEASON REVIEW

For a 13th consecutive season, Vanderbilt advanced to the NCAA Tournament, winning six of its final seven regular season games highlighted by a three-game sweep of Kentucky on the final weekend. The Commodores finished the season at 35-27 and 16-14 in SEC action. Vandy set a new school record with a .981 fielding percentage. The squad qualified for its seventh NCAA Super Regional in nine seasons, doing so by capturing the NCAA Clemson Regional for the second consecutive year.

Feb. 16-18 – The No. 14 Commodores opened the season with a Top 25 showdown against No. 25 Duke at Hawkins Field. Vanderbilt took 2-of-3 in the series, opening and closing the three-game sets with a 9-1 victory. Vandy hit .339 as a team and received big production from its freshman class as Pat DeMarco paced the squad with eight hits and Philip Clarke led the way with six RBIs. Fellow freshman Mason Hickman held the Blue Devils to three hits in five relief innings while striking out seven and Drake Fellows limited Duke to one hit and a run in 4.1 innings on Opening Day. The Dores collected 13 hits from eight different players in the finale while the pitching staff limited Duke batters to a .194 average.

Feb. 20-21 – Freshmen Austin Martin and Pat DeMarco combined to go 7-for-9, contributing more than half of the team's hits (12) in Tuesday's 7-1 win vs. Presbyterian. Vandy held Presbyterian to five hits with starter Maddux Conger tossing five scoreless innings, scattering three hits while fanning five and walking two. Philip Clarke launched a three-run home run in the first inning on Wednesday to set the tone and Vanderbilt pitching was masterful throughout in a 15-2 victory against Presbyterian. Vandy swiped six bases, its most since stealing seven on May 19, 2016, against Auburn and scored in six different innings. Jake Eder permitted just one hit in four innings while fanning four batters in his collegiate debut.

Feb. 23-25 – Vanderbilt impressed from start to finish, scoring five runs in two different innings while a trio of arms displayed their dominance in a 15-0 victory against UMass-Lowell on Friday. The Commodores scored 15 runs for a second-straight game and received 13 hits from nine different batters in the team's fourth-consecutive victory. Vandy set new a new season-high for RBIs (14) and cashed in on 14 walks from UMass-Lowell. After putting the first two UMass-Lowell batters of the game aboard, Vanderbilt starter Drake Fellows notched three-straight strikeouts en route to retiring 14 consecutive River Hawks hitters. Ethan Paul belted a grand slam and Vanderbilt scored 10 runs in the fifth inning to highlight a 15-2 victory against UMass-Lowell on Saturday afternoon. The Commodores struck for seven hits in the fifth with Austin Martin and Paul each providing multiple base knocks in the frame. The 10 runs were



Austin Martin was one of four Vanderbilt contributors who received freshman All-America honors after making an immediate impact in 2018.

the most for a Commodore team in an inning since producing as many vs. Radford on June 1, 2015. Jayson Gonzalez tagged two home runs, becoming the first Vandy player since Will Toffey (June 5, 2017) to accomplish the feat. Vanderbilt broke a deadlock with a three-run home run from Stephen Scott in the sixth inning and rode a pair of steady pitching performances to a 9-2 victory against UMass-Lowell on Sunday afternoon. The win solidified the three-game sweep for the No. 13 Commodores and moved the team's winning streak to six games. Vanderbilt went a perfect 7-for-7 in stolen bases and finished one shy of matching a Hawkins Field record. UMass-Lowell took a 2-0 lead in the first inning on a two-out single from Michael Young but only produced a pair of hits the remainder of the way. Starter Chandler Day permitted three hits and two runs while walking one and fanning six in a no decision. Tyler Brown took things the rest of the way to pick up the win, tossing the final four scoreless frames while allowing just a leadoff single in the ninth inning.

Feb. 27-28 – Vanderbilt unloaded for eight runs in the fourth inning and overpowered Austin Peay in the middle frames as part of a 19-6 victory on Tuesday night at Hawkins Field. The Commodores picked up four RBIs from Ethan Paul and Jayson Gonzalez and produced the most runs since scoring 20 against UIC on Feb. 28, 2016. It also marked the fourth time in the last five games Vandy has plated 15 or more runs. Vanderbilt fell behind by four runs, its largest deficit of the season, but bounced back in a big way, defeating Indiana State for its eighth-straight win on Wednesday night at a rain-soaked Hawkins Field with an 8-5 victory. The Dores scored in four-straight innings between the fourth and seventh, including jumping ahead 7-4 on a three-run home run from junior Alonzo Jones as part of a four-run sixth.

March 2-4 – Sam Houston State overcame a pair of deficits, defeating Vanderbilt 7-6 on a two-run home run from Hunter Hearn in the 10th inning during Friday's opener of the Shriners Hospitals for Children College Classic at Minute Maid Park. The Commodores let a three-run lead in the ninth slip away as the Bearcats tied things up on a pair of home runs, including a game-tying solo shot from Jordan Cannon on a 0-2 count with two down. Tyler Brown was saddled with the loss, allowing a pair of hits and as many runs while recording two outs. Vanderbilt collected just five hits and stranded nine runners on Saturday night, falling 3-0 to Louisiana. The Dores dropped their second straight and once again were victim to the two-out long ball as Louisiana's Kevin Fontenot belted a two-run home run to start the scoring in the third inning. Vanderbilt produced multiple runs in each of the first three innings and received a sensational performance from JJ Bleday, defeating Houston, 9-4 on Sunday night. After dropping the first two of the Shriners Hospitals for Children College Classic, the Commodores were able to celebrate a milestone win for Tim Corbin who became the program's all-time winningest coach with his 656th victory. The 16th-year head man surpassed former skipper Roy Mewbourne, who led Vandy from 1979-2002. The win came during a highlight-reel game for Bleday, who belted a two-run home run and stole extra-bases away on two occasions in right field courtesy of a diving grab and sliding catch.

March 7 – Vandy held Long Beach State hitless through six innings before a three-run barrage in the seventh proved to be the difference in a 4-3 defeat at Blair Field on Wednesday night. The Commodores jumped ahead three runs after five innings, thanks to a two-run single and solo home run from Jayson Gonzalez. The Covina, Calif., native produced three RBIs and finished 2-of-3 at the plate. The Dirtbags pushed one across in the sixth without a hit but broke through an inning later.

March 9-11 – Vanderbilt jumped out to a four-run advantage and was able to tack on some insurance late, defeating No. 11 UCLA, 6-3, behind another strong start from Drake Fellows on Friday night at Jackie Robinson Stadium. The right-hander improved to 2-0, scattering six hits while allowing three runs and fanning a season-best nine batters. The Dores were held to a season-low four hits but took advantage of nine walks and two UCLA errors. Tyler Brown tossed the final two frames, allowing three hits and a walk while striking out

2018 SEASON REVIEW



four. The Bruins brought the winning run to the plate with two outs in the ninth before Brown sat down leadoff hitter Daniel Amarai for his first career save. Vanderbilt jumped on No. 8 TCU early and reliever Patrick Raby worked out of key jams to help lead the Commodores to a 7-4 victory on Sunday afternoon at Dodger Stadium. The Commodores sent eight hitters to the plate in the first, finding the scoreboard on a Pat DeMarco single through the left side. Four batters later, Connor Kaiser sent a two-out, two-run single into center, plating JJ Bleday (single) and DeMarco. Patrick Raby tossed five innings, scattering three hits while allowing one unearned run alongside three walks and eight strikeouts to earn the win. The win vaulted Vandy to 12-4 overall and 5-1 against D1Baseball.com Top 25 opponents.

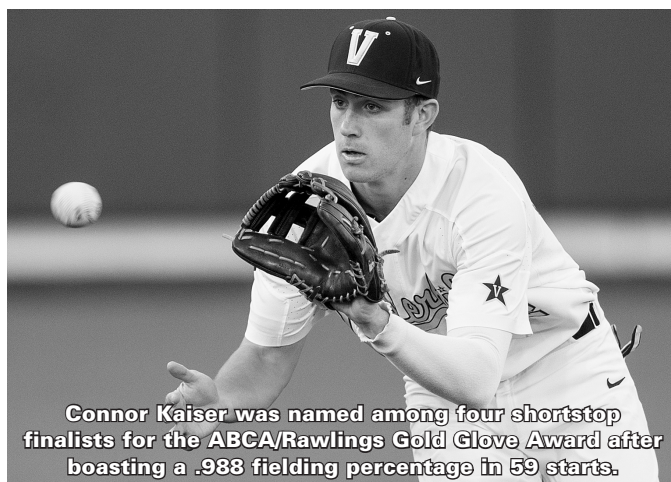
March 14 – Vanderbilt stranded the bases loaded on three different occasions and was limited most of the night by Eastern Kentucky pitching in a 6-5 loss on Wednesday. The Commodores, who threw nine different pitchers for one inning apiece, were saddled with a four-run deficit after three innings, thanks to three RBIs from Alex Holderbach.

March 16-18 – Vanderbilt received timely two-out production and rode starting pitcher Drake Fellows to a 5-0 victory against No. 19 Mississippi State in the Southeastern Conference opener on Friday night. Seven different players recorded hits and eight total reached base for the Commodores, who blanked the Bulldogs for the first time in Starkville since April 12, 2008. Six of the Dores' 10 hits in the victory came with two outs with four of the five runs crossing the plate with two away. Vanderbilt limited Mississippi State's offense in crucial situations and broke open a one-run game, scoring seven times in the eighth as part of a 10-1 series-clinching victory on Saturday. The Dores batted .583 (7-for-12) with runners in scoring position and sent 11 batters to the plate while collecting seven hits and as many runs in the eighth. Vandy plated four runs on four hits with two outs in the frame and batted .417 (5-for-12) with two down on the afternoon.

March 21 – Vandy allowed a season-high eight runs Wednesday night, falling 8-5 to Belmont. The Commodores surrendered six walks and committed two errors in the loss while the Bruins overcame three errors and snapped a brief two-game losing streak in the series. Belmont scored five runs on three hits, three free passes and a Vanderbilt error against a trio of Commodore pitchers in the fifth inning, jumping ahead 6-1.

March 23-25 – Vandy rallied from an early two-run deficit thanks to a pair of two-run home runs to win the series opener 4-2 over No. 19 LSU at Hawkins Field on Friday night and improve to 4-0 in the Southeastern Conference for the first time since 1972. Pat DeMarco led the way for the Commodores with his team-best 10th two-hit game of the year. With his three walks Friday, Connor Kaiser reached base for the 25th straight game dating back to last season. The Dores stole six bases in the win with Kaiser and Ethan Paul swiping two each. LSU scratched back to take the middle game, 6-2. The matchup, which was suspended Saturday night due to inclement weather in the bottom of the eighth, saw the Tigers pounce for 11 hits and three runs apiece off starter Patrick Raby (2-3) and reliever Paxton Stover. LSU took a 3-0 lead after two innings and added three more between the seventh and eighth innings. Vanderbilt scored single runs in the sixth and seventh courtesy of two-out RBI-singles from JJ Bleday and Alonzo Jones. Mason Hickman offered up a lights-out performance, leading eighth-ranked Vanderbilt to a 1-0 victory and series-clinching win against No. 19 LSU on Sunday afternoon. The freshman pitched a seven-inning, complete-game shutout while limiting the Tigers to two hits. Hickman (5-0) stranded LSU runners in scoring position in the first and second innings but did not allow a hit the remainder of the way, retiring 16 of the final 18 batters he faced including sitting down 12-straight at one point.

March 27 – Vanderbilt dropped its fourth-consecutive midweek game on Tuesday night, recording just one hit in a 5-1 loss to Lipscomb at First Tennessee



Connor Kaiser was named among four shortstop finalists for the ABCA/Rawlings Gold Glove Award after boasting a .988 fielding percentage in 59 starts.

Park. The Bisons took the lead with four runs in the fifth inning, chasing starter Jake Eder after two softly-hit singles started the frame. Stephen Scott's line drive single to right in the sixth was Vanderbilt's first and only hit of the night.

March 30-April 1 – Florida struck for five runs in the seventh to break open a one-run game and take the series opener, 8-4 against Vanderbilt on Friday night at McKethan Stadium. The Gators batted around in the seventh, tagging three Commodore pitchers for three hits including a two-run home run from Jonathan India and run-scoring hits from Deacon Liput and Nelson Maldonado. Florida scored single runs in the fourth and fifth, breaking through after Vanderbilt starter Drake Fellows allowed just one hit the first time through the order. Florida delivered a decisive blow in the seventh inning, scoring seven times with two outs to run away with a series-clinching 10-2 victory against Vanderbilt on Saturday afternoon. The Gators batted around for the second time in as many days during the seventh inning, clubbing six hits with two down highlighted by a three-run home run from Keenan Bell. The eighth-ranked Commodores did not help their cause offensively, beginning the game 0-for-6 with runners in scoring position before getting on the scoreboard courtesy of an Alonzo Jones run-scoring single with one down in the seventh. For a third-straight day, Florida bats struck early and often, leading the Gators to an 8-2 victory and the sweep against Vanderbilt on Sunday. The Dores, who went a combined 5-for-29 (.172) with runners on base in the first two games, continued the trend on Sunday. Vandy went 2-for-11 (.182) in the category in the finale including 0-for-8 with runners in scoring position.

April 3 – Middle Tennessee secured a 4-3, seven-inning victory in a matchup cut short due to inclement weather at Reese Smith Jr. Field on Tuesday night. The Commodores appeared to have a come-from-behind victory within their grasp as Alonzo Jones struck a two-out grand slam in the eighth inning for a 7-4 Vanderbilt advantage. Moments later, with two down and a full count on Austin Martin, the game was stopped due to weather in the area. The game was officially called just over an hour later and by rule reverted back to its previous completed inning, erasing the results from the top half of the eighth.

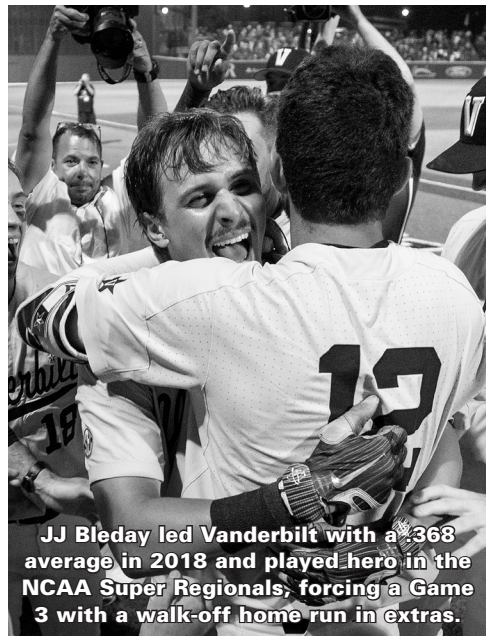
April 5-7 – Vanderbilt suffered its sixth-consecutive loss on Thursday night, falling 3-2 in the series opener against Georgia at Hawkins Field. The Commodores took a 2-0 lead into the eighth inning, but a pair of Commodore errors and two walks helped Georgia score three runs despite just one hit in the frame. Philip Clarke went 3-for-5 with an RBI for Vanderbilt, while Stephen Scott and Austin Martin each registered two hits in the loss. Vanderbilt rode the arm of right-hander Chandler Day and busted through with a three-run fourth to snap its losing streak and defeat Georgia, 5-3 on Friday afternoon. The Commodores overcame a one-run deficit, scoring three times in the fourth courtesy of consecutive one-out RBI-base hits from Stephen Scott, Connor Kaiser and Harrison Ray. The production was enough for Day, who held Georgia to one run



2018 SEASON REVIEW

on four hits while matching a career-high with 10 strikeouts in relief. Vanderbilt broke through offensively, roughing up Georgia with four runs in the fifth and three more in the seventh as part of a series-clinching 8-3 victory on Saturday afternoon. The Dores smacked 12 hits, including five in the fifth, highlighted by aggressiveness at the plate and on the base paths to jump ahead 5-1. Stephen Scott drove in half of Vandy's runs including swatting a three-run home run to stretch the Dores' lead back to five in the seventh after Georgia cut its deficit to three on a two-out, two-run triple in the top half.

April 10 – Vandy used two swings of the bat and stellar relief pitching to halt its midweek woes, defeating Western Kentucky 3-2 on Tuesday night. The Commodores overcame a two-run deficit, scoring three runs in the sixth



JJ Bleday led Vanderbilt with a .368 average in 2018 and played hero in the NCAA Super Regionals, forcing a Game 3 with a walk-off home run in extras.

courtesy of a leadoff home run from Pat DeMarco and go-ahead, two-run homer off the bat of Connor Kaiser to snap a five-game losing streak in midweek games.

April 13-15 – Vanderbilt allowed a season-high 11 runs and dropped its series opener to No. 5 Ole Miss, 11-3 in front of a season-high 3,584 fans on Friday night at Hawkins Field. The Rebels jumped ahead with three runs in the third inning and did not

look back, distancing themselves from the Commodores in the late innings with seven runs in the final four frames. Vanderbilt showcased its flair for the dramatic, defeating No. 5 Ole Miss by the score of 8-7, twice, in doubleheader action on Sunday at Hawkins Field to clinch its fourth SEC series in five tries. Both times, the Commodores surrendered late leads only to prevail in final trips to the plate. Vandy trailed 7-6 entering the home-half of the eighth in the originally scheduled seven-inning opener, before sending seven batters to the dish and walking off with a two-out, bases-loaded wild pitch. The Black and Gold built up a four-run lead in the finale but the Rebels scored six times to jump back in front 7-5. Then, after loading the bases in the sixth, VU catcher Ty Duvall roped a one-out, three-run double into the right field corner in what proved to be the game-winning knock. Despite Vanderbilt's struggles on the mound, reliever Jackson Gillis proved to be a key cog in both games, picking up the victory in the opener and registering his first save in the finale. The left-hander did not allow a base runner in a combined two innings. After being limited to three runs and just one extra-base hit in an 11-3 loss during Friday's opener, the offense erupted for a combined 15 hits - including eight of the extra-base variety - in 50 at-bats on Sunday.

April 17 – Vandy second baseman Ethan Paul belted two home runs and Commodore pitching limited Evansville to four hits in a 6-1 victory on Tuesday night at Hawkins Field. The No. 10 Commodores managed just six hits but made the most of opportunities, putting across four runs with two down including a two-run homer from Paul to ignite the scoring in the third. Making his first career start, redshirt freshman Reid Schaller (1-0) was masterful, retiring all nine batters he faced while striking out four in the win. The bullpen followed suit as four Commodore relievers held the Purple Aces to 0-for-5 with runners in scoring position.

April 19-21 – Vanderbilt could not capitalize during key moments at the plate, overshadowing a strong start from Drake Fellows in a series-opening 2-1 loss against Missouri on Thursday night at Taylor Stadium. Fellows (4-3) retired the final seven batters he faced and matched a season high with nine strikeouts in the loss. Austin Martin led the way for Vanderbilt, finishing 2-for-4 with an RBI. Missouri used a two-out, two-run single with the bases loaded in the eighth to catapult the Tigers to a series-clinching 3-1 victory against No. 10 Vanderbilt on Friday night. For a second-straight night, Vanderbilt was limited to just one run, once again coming off the bat of Austin Martin. The freshman extended his hit streak to 12 games and evened the game with an RBI-single to left in the third. Vanderbilt found its groove offensively, pounding out 12 hits while scoring in four-straight innings, to salvage the series finale and defeat Missouri, 6-2 on Saturday afternoon. After being held to a combined 13 hits and two runs through the first two games of the set, the Dores put single runs across in the fourth and fifth before breaking things open with three in the sixth. Starter Mason Hickman held the Tigers in check while matching a season-high seven innings of work in the victory.

April 27-29 – Vanderbilt scored 24 runs in three games but dropped its series to South Carolina over the weekend. Vandy produced seven runs in the first three innings only to see South Carolina go into overdrive, sparking an 8-7 comeback victory behind six runs in the sixth inning on Friday night at Hawkins Field. The No. 17 Commodores maintained a five-run advantage before the Gamecocks sent 11 batters to the plate in the sixth including pushing three across with two outs. Vanderbilt pounded six runs across in the second inning and never looked back, defeating South Carolina, 8-1 to even the three-game series on Saturday afternoon. The Dores batted around in the second as the first six batters reached to spark Vandy's highest single-inning output since March 17 at Mississippi State. Vandy struck for six hits in the frame including two-run singles from Julian Infante and Philip Clarke. Three innings later, Alonzo Jones added insurance, lining a two-out, two-run home run into the right field bleachers for an 8-1 lead. The support was more than enough for starter Patrick Raby, who allowed a solo homer in the first before stranding South Carolina runners on base in the next four innings. The Black and Gold saw multi-run leads slip away twice as South Carolina upended the Commodores, 10-9 to clinch the series on Sunday afternoon in front of 3,158 fans. The Gamecocks erased deficits of four and three runs before using a one-out sacrifice fly in the top of the ninth to put Vandy away and hand the Dores their first home series loss of the season.

May 1 – Louisville capitalized on early walks and pushed across five runs in the first two innings to defeat No. 23 Vanderbilt, 8-4 to capture its third-straight Battle of the Barrel on Tuesday night at Hawkins Field. The Cardinals scored four times in the second while chasing Vanderbilt starter Jake Eder from the game. Vandy trimmed the deficit to four in the fifth inning on a two-out double by Ethan Paul to plate Alonzo Jones who reached on a fielder's choice. The Commodores left a pair in scoring position, however, as Louisville starter Reid Detmers induced a fly out to right.

May 4-6 – Vanderbilt was unable to solve Auburn ace Casey Mize while the Tigers countered with a pair of homers to defeat the Commodores, 4-1 in Friday night's series opener at Plainsman Park. Vandy starter Drake Fellows retired 11 straight batters after allowing a two-out homer in the opening frame. In the fifth, however, the Tigers put two aboard and Conor Davis connected on a three-run home run, pushing Auburn's advantage to 4-0. Mize turned in another dominant performance, stranding a single in the first and third before Philip Clarke unloaded on a first-pitch leadoff homer in the seventh inning. The freshman's third-career long ball trimmed the deficit to three. Auburn launched a pair of home runs in the second inning including a two-out grand slam from Edouard Julien and held off a late rally Vanderbilt for an 11-5 series-clinching victory on Saturday afternoon at Plainsman Park. The Commodores erased a two-run deficit on three-straight hits to begin the second inning including a leadoff solo home run from Ty Duvall and an RBI-single from Stephen Scott to score Ethan Paul (double), knotting things at two-all. The Tigers answered

2018 SEASON REVIEW



immediately, however, in the home half as Brendan Venter belted his first home run of the season to left center. Auburn sent 12 batters to the plate in the fifth inning, scoring seven times to vault past No. 23 Vanderbilt, 14-0 and complete the three-game series sweep on Sunday afternoon. The Commodores walked four Tigers hitters and bailed home another in the fifth. Vandy mustered just two hits while dropping its eighth game in the last 10 outings.

May 8 – Vanderbilt spotted Tennessee Tech six runs over the first three innings and could not climb back, falling 6-4 on Tuesday night at Hawkins Field. The Commodores stranded a season-high 16 runners on base including leaving the bases loaded in the seventh inning. The No. 23 Golden Eagles struck for seven hits and five runs (three earned) against Vandy starter Reid Schaller to pick up their 32nd win in the last 33 games.

May 11-13 – Vanderbilt connected on three home runs, including a pair from Stephen Scott, and held off a furious Tennessee rally for a 7-6 series-opening victory on Friday night at Lindsey Nelson Stadium. The Commodores sent seven batters to the plate in the third, ignited by a leadoff homer by Scott and RBI-singles from Austin Martin and Pat DeMarco. Vandy came up big with two outs, driving in five runs while batting .462 (6-for-13) to snap its six-game losing streak. The three home-run outburst marked the most for the Commodores since striking for as many on Feb. 27 against Austin Peay. Vanderbilt silenced Tennessee during the middle innings and tacked on a trio of insurance runs late to defeat the Volunteers, 7-2, and clinch the series on Saturday night. Starter Patrick Raby settled down after allowing the two runs and six hits over the opening two frames. The Knoxville native retired 12 of his final 14 batters faced without allowing a hit. Raby registered his 200th career strikeout to cap a 1-2-3 sixth inning. The Commodores registered double-digit hits for a third-straight game, upping their season total to 13 with four in the ninth. JJ Bleday got the scoring started with a two-out, two-run triple into the right field corner and Ray drove him in with a double down the left field line. Vandy erased an early four-run deficit but could not replicate the magic late as Tennessee struck for three runs in the sixth to overtake the Commodores and salvage the series finale with an 8-7 win on Sunday afternoon. The Black and Gold sent all nine batters to the plate, scoring six runs in the fourth, highlighted by a two-run home run from Pat DeMarco and two-run double from Austin Martin for a 6-4 lead but the bullpen could not keep the advantage intact.

May 15 – The Dores erupted for 14 runs and sent 17 batters to the plate in the third inning while setting a school record with 19 walks in a 21-4 victory against Middle Tennessee on Tuesday night at Hawkins Field. Vandy drew six walks in the third inning during a night in which it broke a 67-year old school record with 19 walks. The 21 runs matched a Hawkins Field record and were the most since VU totaled as many a season ago against the Blue Raiders in Murfreesboro.

May 17-19 – Vandy starter Drake Fellows was superb and the offense continued its upsurge as the Commodores took down No. 19 Kentucky, 8-1, in the series opener on Thursday night at Hawkins Field. Fellows did not allow a hit until the fourth inning and permitted just three on the evening while holding the Wildcats' high-octane offense in check. The right-hander, who lowered his ERA to 3.81, induced 16 ground outs to just one fly out. VU reliever Zach King was masterful and the offense provided an early jump following a three-plus hour lightning delay to defeat No. 19 Kentucky, 5-1, and secure the series late Friday night. The Commodores struck for three runs including a two-run home run from Connor Kaiser in the first inning and were able to ride six-plus scoreless innings from King to secure their fifth victory in the last six games. Vanderbilt overcame a three-run deficit, scoring six times in the seventh inning to blast past No. 19 Kentucky, 9-6 in the regular-season finale and secure the three-game sweep on Saturday afternoon. The Commodores sent all nine batters to the plate in the seventh, taking the lead on a two-run single from Philip Clarke before adding an explanation point on Stephen Scott's mammoth two-run home run.

May 22 – SEC Tournament – Vanderbilt could not capitalize on several scoring opportunities and saw an early one-run lead slip away in a 3-1 loss to Texas A&M and first-round exit at the Southeastern Conference Tournament on Tuesday at Hoover Met Stadium. The six-seed Commodores (31-25) finished just 2-for-16 (.125) with runners on base and 1-for-8 (.125) with runners in scoring position, spoiling a solid effort on the mound from Vandy starter Tyler Brown and three relief pitchers.

June 1-3 – NCAA Clemson Regional – Drake Fellows was superb and the offense provided just enough as No. 2 seed Vanderbilt defeated No. 3 St. John's, 2-0, in the NCAA Clemson Regional opener on Friday afternoon at Doug Kingsmore Stadium. The win was the Commodores' (32-25) eighth in the last nine NCAA Tournament openers. For a second-straight outing, Fellows (7-4) permitted just three hits, this time doing so as part of seven scoreless innings. Vanderbilt overcame an early three-run deficit and the resurgent bullpen kept Clemson's offense in check as the Commodores secured a 4-3 victory on Saturday night. Clemson scored twice in the first inning and once in the second before Vanderbilt's offense punched back. VU put two in scoring position in the second and used a Julian Infante RBI-groundout and Ethan Paul two-run home run to even things up. Vanderbilt matched an NCAA Tournament record with nine home runs, including three from Connor Kaiser as Vanderbilt thumped Clemson, 19-6 on Sunday night. Kaiser swatted a grand slam and matched an NCAA Tournament record with 10 RBIs while Stephen Scott and Philip Clarke belted two homers apiece. Vandy (34-25) scored three or more runs in three different innings en route to its fifth NCAA Regional title in the last six seasons. The Commodores batted around in three different innings including the third when Kaiser struck a three-run homer. Clarke followed, lining a solo shot for a 5-0 advantage. VU belted back-to-back homers twice with Julian Infante and Harrison Ray doing so as well in the eighth inning.

June 8-10 – NCAA Nashville Super Regional – Elijah MacNamee drilled a walk-off home run in the bottom of the ninth to lift Mississippi State to a 10-8 win over Vanderbilt in Game 1 of the NCAA Nashville Super Regional on Friday. Mississippi State (36-26) took a one-run lead on a two-out single from Jake Mangum in the eighth. The Commodores, who were the designated visiting team, squared things up in the ninth as Pat DeMarco tagged a two-out triple into left and raced home on an errant throw. Vanderbilt (34-26) overcame a five-run deficit, scoring five times - including three times without a swing of the bat - in the fifth inning. A throwing error, wild pitch and passed ball plated three before Pat DeMarco crushed a two-run homer to knot things up. JJ Bleday drilled a walk-off, solo home run in the bottom of the ninth to lift Vanderbilt to a 4-3 win over Mississippi State in Game 2 of the NCAA Nashville Super Regional on Saturday night. The long ball, which came on a 2-0 count with one out, vaulted the two teams into a decisive Game 3. The Commodores, who had never led during the Super Regional, were forced to rally from a pair of two-run deficits, ultimately tying the game at three in the eighth as Harrison Ray legged out a one-out triple and Ethan Paul delivered an RBI-single. Bleday was hitless entering his final at-bat before crushing a fastball over the 400-foot marker in center field. It was the first walk-off home run for the Commodores since Jeren Kendall did so on June 15, 2015, in the opener of the College World Series. Vanderbilt rallied to force extra innings in Game 3 of the Nashville Super Regional, but a four-run 11th lifted Mississippi State to a 10-6 victory over the Commodores on Sunday. Vanderbilt (35-27) forced extra innings with a three-run comeback in the bottom of the ninth, capped by a two-run homer by Ethan Paul. The Bulldogs (37-27) did more damage in the top of the 11th, however, and the Dores were unable to match in their frame. The Dores stranded 17 runners on base, including leaving the bases loaded in three different innings. With a chance to walk-off for a second-straight night, Connor Kaiser recorded a one-out double in the 10th before being stranded there.



2018 STATISTICS



Overall Record: 35-27

Home: 23-11 ★ Away: 9-11 ★ Neutral: 3-5

Southeastern Conference: 16-14

BATTING STATISTICS

(All games sorted by batting average)

Player	AVG	GP	GS	AB	R	H	2B	3B	HR	RBI	TB	SLG	BB	HBP	SO	GDP	OBP	SF	SH	SB	ATT	PO	A	E	FLD%
JJ Bleday	.368	39	35	133	26	49	5	1	4	15	68	.511	31	2	23	4	.494	0	0	2	3	72	1	0	1.000
Austin Martin	.338	59	58	222	44	75	14	0	1	19	92	.414	35	12	46	1	.452	1	3	22	30	157	11	2	.988
Philip Clarke	.294	58	49	218	28	64	16	0	6	36	98	.450	27	5	40	4	.382	1	1	4	6	111	15	0	1.000
Connor Kaiser	.293	59	59	222	46	65	14	1	6	46	99	.446	31	4	52	1	.389	0	6	12	14	94	147	3	.988
Pat DeMarco	.277	62	62	242	48	67	12	2	11	43	116	.479	23	6	53	1	.353	1	0	10	13	108	5	1	.991
Stephen Scott	.268	53	47	168	42	45	11	0	15	41	101	.601	34	10	50	1	.420	0	1	6	8	302	37	4	.988
Ethan Paul	.237	62	62	228	43	54	12	1	10	44	98	.430	30	14	64	2	.358	2	1	18	19	96	146	6	.976
Julian Infante	.193	50	48	161	16	31	5	1	2	18	44	.273	16	4	72	2	.276	4	2	1	1	367	20	3	.992

Ty Duvall	.270	31	15	63	13	17	3	1	3	10	31	.492	15	0	19	2	.405	1	0	1	1	152	11	1	.994
Harrison Ray	.242	42	22	91	13	22	4	3	1	14	35	.385	6	3	26	2	.307	1	0	5	6	28	33	6	.910
Alonzo Jones	.236	37	33	110	23	26	4	3	2	9	42	.382	14	1	32	1	.328	0	3	16	16	74	2	0	1.000
Garrett Blaylock	.231	18	3	26	4	6	2	0	0	6	8	.308	1	0	10	0	.259	0	0	0	0	10	10	2	.909
Jayson Gonzalez	.225	44	39	138	21	31	3	0	5	28	49	.355	11	1	56	4	.287	0	0	1	1	13	51	9	.877
Cooper Davis	.182	9	3	11	3	2	0	0	0	4	2	.182	2	0	1	0	.286	1	0	1	1	3	0	0	1.000
Walker Grisanti	.139	21	10	36	12	5	1	0	1	5	9	.250	18	3	16	0	.448	1	1	2	3	12	0	0	1.000
Kiambu Fentress	.000	10	0	5	2	0	0	0	0	1	0	.000	0	0	2	0	.000	0	0	0	0	2	0	0	1.000
Tyler Solomon	.000	6	0	4	2	0	0	0	0	0	0	.000	2	0	3	0	.333	0	0	0	0	2	0	0	1.000
Drake Fellows	.000	5	5	0	0	0	0	0	0	0	0	.000	0	0	0	0	.000	0	0	0	0	4	13	1	.944
Patrick Raby	.000	2	2	0	0	0	0	0	0	0	0	.000	0	0	0	0	.000	0	0	0	0	3	9	0	1.000
Mason Hickman	.000	1	1	0	0	0	0	0	0	0	0	.000	0	0	0	0	.000	0	0	0	0	3	4	0	1.000
Zach King	.000	2	2	0	0	0	0	0	0	0	0	.000	0	0	0	0	.000	0	0	0	0	3	7	1	.909
Tyler Brown	.000	1	1	0	0	0	0	0	0	0	0	.000	0	0	0	0	.000	0	0	0	0	0	3	0	1.000
Chandler Day	.000	2	2	0	0	0	0	0	0	0	0	.000	0	0	0	0	.000	0	0	0	0	1	4	1	.833
Totals	.269	62	62	2078	386	559	106	13	67	339	892	.429	296	65	565	25	.375	13	18	101	122	1622	548	41	.981
Opponents	.243	62	62	1998	280	486	84	8	45	254	721	.361	239	53	567	34	.336	26	31	50	71	1587	494	60	.972

LOB - Team (497), Opp (447). DPs turned - Team (43), Opp (33). CI - Team (2), Duvall 1, Scott 1. IBB - Team (7), Bleday 3, Martin 1, DeMarco 1, Clarke 1, Scott 1, Opp (3). Picked off - Martin 2, Infante 1, Clarke 1, Gonzalez 1, Paul 1.

PITCHING STATISTICS

(All games Sorted by earned run average)

Player	ERA	W	L	APP	GS	CG	SHO	CBO	SV	IP	H	R	ER	BB	SO	2B	3B	HR	AB	B/Avg	WP	HBP	BK	SFA	SHA
Patrick Raby	3.57	5	5	16	12	0	0	1	0	68.0	69	29	27	33	57	11	2	6	255	.271	6	5	0	2	4
Drake Fellows	3.92	7	4	16	16	0	0	3	0	96.1	75	47	42	35	107	8	1	7	345	.217	12	7	1	4	6
Mason Hickman	5.21	8	2	16	13	1	1	0	0	74.1	71	45	43	30	66	14	1	10	279	.254	4	3	2	5	2

AJ Franklin	0.00	0	0	3	0	0	0	1	0	2.2	0	0	0	1	2	0	0	0	6	.000	0	0	0	0	0
Erik Kaiser	0.00	0	0	2	0	0	0	0	0	2.0	1	0	0	0	3	1	0	0	7	.143	0	0	0	0	0
Hugh Fisher	1.93	2	0	8	0	0	0	0	0	9.1	6	5	2	6	8	0	0	0	31	.194	2	2	0	0	0
Maddux Conger	2.21	2	0	11	1	0	0	0	1	20.1	18	9	5	14	22	4	0	1	76	.237	8	1	0	0	1
Justin Wilson	2.84	0	0	7	0	0	0	0	0	6.1	2	2	2	4	9	0	0	0	18	.111	1	2	0	1	1
Paxton Stover	3.38	0	0	9	0	0	0	0	0	10.2	10	4	4	4	13	1	0	0	38	.263	1	1	0	0	2
Chandler Day	3.46	2	1	20	3	0	0	1	4	41.2	28	17	16	18	47	6	1	2	145	.193	7	6	0	2	3
Zach King	3.46	1	4	21	3	0	0	1	3	52.0	45	22	20	21	51	8	0	1	190	.237	2	6	0	1	3
Reid Schaller	3.77	1	1	21	2	0	0	1	1	28.2	33	14	12	9	39	7	1	2	115	.287	2	3	0	2	2
Jackson Gillis	4.81	4	1	20	1	0	0	0	1	33.2	33	19	18	17	44	7	1	5	129	.256	6	7	2	3	3
Jake Eder	5.45	1	4	11	9	0	0	0	0	33.0	25	22	20	22	37	5	0	4	119	.210	4	1	0	2	3
Aaron Brown	5.93	1	0	11	0	0	0	0	0	13.2	16	10	9	7	13	2	1	3	57	.281	0	2	0	0	0
Tyler Brown	6.03	1	5	20	2	0	0	0	3	37.1	42	26	25	11	41	8	0	3	147	.286	2	4	0	2	1
Justin Willis	7.59	0	0	10	0	0	0	0	0	10.2	12	9	9	7	8	2	0	1	41	.293	3	3	1	2	0
Totals	4.23	35	27	62	62	1	4	3	13	540.2	486	280	254	239	567	84	8	45	1998	.243	60	53	6	26	31
Opponents	5.95	27	35	62	62	2	2	2	12	529.0	559	386	350	296	565	106	13	67	2078	.269	69	65	13	13	18

PB - Team (9), Scott 5, Duvall 2, Clarke 2, Opp (16). Pickoffs - Team (7), King 2, Scott 1, Raby 1, Clarke 1, Stover 1, Fellows 1, Opp (6).

2018 SEC STATISTICS



Southeastern Conference Record: 16-14

Home: 10-5 ★ Away: 6-9

BATTING STATISTICS

(All games sorted by batting average)

Player	AVG	GP	GS	AB	R	H	2B	3B	HR	RBI	TB	SLG%	BB	HBP	SO	GDP	OB%	SF	SH	SB	ATT	PO	A	E	FLD%		
Austin Martin	.308	30	30	117	20	36	7	0	0	10	43	.368	11	5	24	1	.388	1	2	12	16	89	5	2	.979		
Philip Clarke	.302	30	28	116	18	35	14	0	2	16	55	.474	8	2	19	0	.357	0	0	1	2	38	4	0	1.000		
Connor Kaiser	.286	28	28	98	17	28	5	0	2	13	39	.398	10	2	22	0	.364	0	5	5	6	48	76	1	.992		
Pat DeMarco	.263	30	30	114	21	30	2	1	7	23	55	.482	8	3	33	0	.325	1	0	5	7	56	2	1	.983		
Julian Infante	.236	23	23	72	7	17	4	1	1	9	26	.361	7	1	33	1	.309	1	1	1	1	172	7	2	.989		
Stephen Scott	.207	27	25	82	16	17	3	0	8	19	44	.537	15	6	29	0	.369	0	1	3	5	153	20	4	.977		
Ethan Paul	.190	30	30	105	15	20	5	1	2	9	33	.314	11	5	33	2	.295	1	1	11	11	43	67	1	.991		

JJ Bleday	.391	12	12	46	7	18	2	1	0	5	22	.478	6	1	9	2	.472	0	0	1	2	22	1	0	1.000		
Ty Duvall	.303	14	8	33	7	10	1	1	3	8	22	.667	4	0	10	1	.368	1	0	1	1	63	5	1	.986		
Garrett Blaylock	.300	6	2	10	0	3	1	0	0	1	4	.400	0	0	5	0	.300	0	0	0	0	1	5	1	.857		
Alonzo Jones	.218	19	17	55	9	12	1	2	1	5	20	.364	9	1	17	0	.338	0	2	6	6	41	1	0	1.000		
Harrison Ray	.193	23	15	57	4	11	3	1	0	10	16	.281	3	2	19	2	.254	1	0	4	5	21	21	3	.933		
Cooper Davis	.125	5	3	8	1	1	0	0	0	2	1	.125	1	0	1	0	.200	1	0	1	1	3	0	0	1.000		
Jayson Gonzalez	.070	17	13	43	5	3	1	0	0	2	4	.093	4	1	22	1	.167	0	0	0	0	6	15	2	.913		
Walker Grisanti	.000	4	3	9	1	0	0	0	0	0	0	.000	1	1	8	0	.182	0	1	0	0	4	0	0	1.000		
Kiambu Fentress	.000	2	0	0	1	0	0	0	0	0	0	.000	0	0	0	0	.000	0	0	0	0	0	0	0	.000		
Drake Fellows	.000	2	2	0	0	0	0	0	0	0	0	.000	0	0	0	0	.000	0	0	0	0	1	13	1	.933		
Patrick Raby	.000	1	1	0	0	0	0	0	0	0	0	.000	0	0	0	0	.000	0	0	0	0	3	7	0	1.000		
Totals	.250	30	30	965	149	241	49	8	26	132	384	.398	98	30	284	10	.335	7	13	51	63	768	260	21	.980		
Opponents	.255	30	30	961	151	245	40	4	26	140	371	.386	120	23	256	13	.347	15	12	33	43	767	255	24	.977		

LOB - Team (197), Opp (214). DPs turned - Team (19), Opp (14). CI - Team (2), Scott 1, Duvall 1. IBB - Team (4), Martin 1, Clarke 1, Bleday 1, Scott 1, Opp (2). Picked off - Martin 1, Infante 1.

PITCHING STATISTICS

(All games sorted by earned run average)

Player	ERA	W	L	APP	GS	CG	SHO	CBO	SV	IP	H	R	ER	BB	SO	2B	3B	HR	AB	B/Avg	WP	HBP	BK	SFA	SHA	
Patrick Raby	3.88	3	3	10	10	0	0	0	0	48.2	51	22	21	21	35	7	1	5	186	.274	4	2	0	2	2	
Drake Fellows	4.31	4	4	10	10	0	0	1	0	62.2	51	34	30	24	65	5	1	4	225	.227	10	4	1	4	3	
Mason Hickman	5.79	4	2	10	10	1	1	0	0	51.1	51	35	33	19	45	11	1	8	197	.259	3	2	1	3	2	

Justin Wilson	0.00	0	0	1	0	0	0	0	0	1.0	0	0	0	1	1	0	0	0	3	.000	0	0	0	0	0	
Chandler Day	2.76	1	1	9	0	0	0	0	2	16.1	12	6	5	8	26	2	1	1	59	.203	3	3	0	1	0	
Zach King	3.00	1	2	10	0	0	0	1	2	24.0	14	9	8	15	26	3	0	0	83	.169	1	2	0	1	1	
Reid Schaller	4.15	0	0	6	0	0	0	0	0	8.2	12	4	4	7	11	4	0	1	33	.364	1	0	0	1	1	
Hugh Fisher	4.91	1	0	3	0	0	0	0	0	3.2	3	2	2	3	3	0	0	0	12	.250	2	0	0	0	0	
Maddux Conger	5.40	0	0	4	0	0	0	0	1	3.1	2	2	2	3	2	1	0	0	11	.182	3	0	0	0	0	
Paxton Stover	5.79	0	0	3	0	0	0	0	0	4.2	6	3	3	1	4	0	0	0	17	.353	1	1	0	0	1	
Jackson Gillis	6.92	2	1	10	0	0	0	0	1	13.0	14	10	10	5	17	3	0	2	53	.264	1	4	1	1	2	
Tyler Brown	7.50	0	1	9	0	0	0	0	2	12.0	15	10	10	4	14	3	0	1	48	.313	1	2	0	2	0	
Aaron Brown	17.18	0	0	4	0	0	0	0	0	3.2	7	7	7	3	3	0	0	3	18	.389	0	1	0	0	0	
Justin Willis	18.00	0	0	4	0	0	0	0	0	2.0	4	4	4	3	3	0	0	1	9	.444	1	2	1	0	0	
Jake Eder	18.00	0	0	2	0	0	0	0	0	1.0	3	3	2	3	1	1	0	0	7	.429	2	0	0	0	0	
Totals	4.96	16	14	30	30	1	2	1	8	256.0	245	151	141	120	256	40	4	26	961	.255	33	23	4	15	12	
Opponents	4.93	14	16	30	30	2	1	1	7	255.2	241	149	140	98	284	49	8	26	965	.250	25	30	5	7	13	

PB - Team (3), Clarke 2, Scott 1, Opp (5). Pickoffs - Team (3), Stover 1, Fellows 1, Scott 1, Opp (2).



2018 STATISTICS



Multiple Hit Games

Player	2	3	4	5+	Tot
Austin Martin	13	6	1	-	20
Pat DeMarco	14	5	-	-	19
Philip Clarke	13	5	-	-	18
Connor Kaiser	15	1	-	1	17
JJ Bleday	11	3	-	-	14
Ethan Paul	9	3	1	-	13
Stephen Scott	10	2	-	-	12
Julian Infante	8	-	-	-	8
Harrison Ray	6	-	-	-	6
Jayson Gonzalez	3	1	2	-	6
Alonzo Jones	3	1	-	-	4
Ty Duvall	2	-	-	-	2
Total	107	27	4	1	139

Multiple RBI Games

Player	2	3	4	5+	Tot
Connor Kaiser	12	1	-	1	14
Pat DeMarco	11	1	-	-	13
Ethan Paul	5	4	1	1	11
Philip Clarke	4	6	-	-	10
Stephen Scott	5	1	2	1	9
Jayson Gonzalez	2	3	1	1	7
JJ Bleday	3	-	-	-	3
Julian Infante	3	-	-	-	3
Alonzo Jones	1	1	-	-	2
Ty Duvall	1	-	1	-	2
Harrison Ray	1	-	1	-	2
Garrett Blaylock	1	-	-	-	1
Austin Martin	-	1	-	-	1
Walker Grisanti	-	1	-	-	1
Total	49	19	7	4	79

Hitting Streaks

Austin Martin	13
JJ Bleday	10
Pat DeMarco	8
Ethan Paul	8
Stephen Scott	7
Connor Kaiser	7
Ty Duvall	6
Philip Clarke	6
Harrison Ray	5
Alonzo Jones	5
Jayson Gonzalez	5
Julian Infante	5
Walker Grisanti	4
Garrett Blaylock	2
Cooper Davis	1

Category Leaders

Batting avg.

JJ Bleday	.368
Austin Martin	.338
Philip Clarke	.294
Connor Kaiser	.293
Pat DeMarco	.277

Slugging pct.

Stephen Scott	.601
JJ Bleday	.511
Pat DeMarco	.479
Philip Clarke	.450
Connor Kaiser	.446

On base pct.

JJ Bleday	.494
Austin Martin	.452
Stephen Scott	.420
Connor Kaiser	.389
Philip Clarke	.382

Runs scored

Pat DeMarco	48
Connor Kaiser	46
Austin Martin	44
Ethan Paul	43
Stephen Scott	42

Hits

Austin Martin	75
Pat DeMarco	67
Connor Kaiser	65
Philip Clarke	64
Ethan Paul	54

Runs batted in

Connor Kaiser	46
Ethan Paul	44
Pat DeMarco	43
Stephen Scott	41
Philip Clarke	36

Doubles

Philip Clarke	16
Austin Martin	14
Connor Kaiser	14
Pat DeMarco	12
Ethan Paul	12

Triples

Alonzo Jones	3
Harrison Ray	3
Pat DeMarco	2
5 tied at	1

Home runs

Stephen Scott	15
Pat DeMarco	11
Ethan Paul	10
Connor Kaiser	6
Philip Clarke	6

Total bases

Pat DeMarco	116
Stephen Scott	101
Connor Kaiser	99
Philip Clarke	98
Ethan Paul	98

Walks

Austin Martin	35
Stephen Scott	34
Connor Kaiser	31
JJ Bleday	31
Ethan Paul	30

Hit by pitch

Ethan Paul	14
Austin Martin	12
Stephen Scott	10
Pat DeMarco	6
Philip Clarke	5

Sac bunts

Connor Kaiser	6
Alonzo Jones	3
Austin Martin	3
Julian Infante	2
4 tied at	1

Sac flies

Julian Infante	4
Ethan Paul	2
7 tied at	1

Stolen bases

Austin Martin	22
Ethan Paul	18
Alonzo Jones	16
Connor Kaiser	12
Pat DeMarco	10

Caught stealing

Austin Martin	8
Pat DeMarco	3
Connor Kaiser	2
Stephen Scott	2
Philip Clarke	2

Steal attempts

Chandler Day	30
Ethan Paul	19
Alonzo Jones	16
Connor Kaiser	14
Pat DeMarco	13

Strikeouts

Julian Infante	72
Ethan Paul	64
Jayson Gonzalez	56
Pat DeMarco	53
Connor Kaiser	52

Total plate appearances

Ethan Paul	275
Austin Martin	273
Pat DeMarco	272
Connor Kaiser	263
Philip Clarke	252

At-bats

Pat DeMarco	242
Ethan Paul	228
Austin Martin	222
Connor Kaiser	222
Philip Clarke	218

Game starts

Ethan Paul	62
Pat DeMarco	62
Connor Kaiser	59
Austin Martin	58
Philip Clarke	49

Earned run avg

Patrick Raby	3.57
Drake Fellows	3.92
Mason Hickman	5.21

Opposing bat avg

Drake Fellows	.217
Mason Hickman	.254
Patrick Raby	.271

Wins

Mason Hickman	8
Drake Fellows	7
Patrick Raby	5
Jackson Gillis	4
3 tied at	2

Losses

Tyler Brown	5
Patrick Raby	5
Zach King	4
Jake Eder	4
Drake Fellows	4

Saves

Chandler Day	4
Zach King	3
Tyler Brown	3
3 tied at	1

Innings pitched

Drake Fellows	96.1
Mason Hickman	74.1
Patrick Raby	68.0

Batters struck out

Drake Fellows	107
Mason Hickman	66
Patrick Raby	57
Zach King	51
Chandler Day	47

Appearances

Reid Schaller	21
Zach King	21
Chandler Day	20
Jackson Gillis	20
Tyler Brown	20

Games started

Drake Fellows	16
Mason Hickman	13
Patrick Raby	12
Jake Eder	9
2 tied at	3

Games finished

Chandler Day	12
Tyler Brown	10
Zach King	6
3 tied at	5

Games in relief

Reid Schaller	19
Jackson Gillis	19
Zach King	18
Tyler Brown	18
Chandler Day	17

Wild pitches

Drake Fellows	12
Maddux Conger	8
Chandler Day	7
Jackson Gillis	6
Patrick Raby	6

Balks

Mason Hickman	2
Jackson Gillis	2
Justin Willis	1
Drake Fellows	1

Hit batters

Jackson Gillis	7
Drake Fellows	7
Chandler Day	6
Zach King	6
Patrick Raby	5

Runners picked off

Zach King	2
5 tied at	1

Batters SO out looking

Mason Hickman	26
Drake Fellows	21
Jackson Gillis	18
Zach King	16
Patrick Raby	15

Fielding pct

Philip Clarke	1.000
Alonzo Jones	1.000
JJ Bleday	1.000
Walker Grisanti	1.000
Patrick Raby	1.000

Chances

Julian Infante	390
Stephen Scott	343
Ethan Paul	248
Connor Kaiser	244
Austin Martin	170

Putouts

Julian Infante	367
Stephen Scott	302
Austin Martin	157
Ty Duvall	152
Philip Clarke	111

Assists

Connor Kaiser	147
Ethan Paul	146
Jayson Gonzalez	51
Stephen Scott	37
Harrison Ray	33

Errors

Jayson Gonzalez	9
Ethan Paul	6
Harrison Ray	6
Stephen Scott	4
2 tied at	3

2018 STATISTICS



Defensive Statistics

Player	C	PO	A	E	FLD%	DPs	SBA	CS	SB%	PB	CI
Philip Clarke	126	111	15	0	1.000	0	15	2	.882	2	0
Alonzo Jones	76	74	2	0	1.000	1	0	0	.000	0	0
JJ Bleday	73	72	1	0	1.000	0	0	0	.000	0	0
Patrick Raby	12	3	9	0	1.000	2	4	4	.500	0	0
Walker Grisanti	12	12	0	0	1.000	0	0	0	.000	0	0
Mason Hickman	7	3	4	0	1.000	0	6	4	.600	0	0
Paxton Stover	5	0	5	0	1.000	0	2	0	1.000	0	0
Reid Schaller	4	1	3	0	1.000	0	4	1	.800	0	0
Tyler Brown	3	0	3	0	1.000	0	5	0	1.000	0	0
Maddux Conger	3	2	1	0	1.000	0	2	0	1.000	0	0
Cooper Davis	3	3	0	0	1.000	0	0	0	.000	0	0
Tyler Solomon	2	2	0	0	1.000	0	0	0	.000	0	0
Jackson Gillis	2	0	2	0	1.000	0	1	2	.333	0	0
Justin Wilson	2	0	2	0	1.000	0	1	0	1.000	0	0
Kiambu Fentress	2	2	0	0	1.000	0	0	0	.000	0	0
AJ Franklin	1	1	0	0	1.000	0	0	0	.000	0	0
Ty Duvall	164	152	11	1	.994	0	13	6	.684	2	1
Julian Infante	390	367	20	3	.992	35	0	0	.000	0	0
Pat DeMarco	114	108	5	1	.991	0	0	0	.000	0	0
Stephen Scott	343	302	37	4	.988	0	22	12	.647	5	1
Austin Martin	170	157	11	2	.988	2	0	0	.000	0	0
Connor Kaiser	244	94	147	3	.988	31	0	0	.000	0	0
Ethan Paul	248	96	146	6	.976	32	0	0	.000	0	0
Drake Fellows	18	4	13	1	.944	1	2	5	.286	0	0
Harrison Ray	67	28	33	6	.910	2	0	0	.000	0	0
Garrett Blaylock	22	10	10	2	.909	3	0	0	.000	0	0
Zach King	11	3	7	1	.909	1	11	0	1.000	0	0
Jayson Gonzalez	73	13	51	9	.877	4	0	0	.000	0	0
Jake Eder	8	1	6	1	.875	0	7	1	.875	0	0
Chandler Day	6	1	4	1	.833	0	2	1	.667	0	0
Erik Kaiser	0	0	0	0	.000	0	0	0	.000	0	0
Aaron Brown	0	0	0	0	.000	0	1	0	1.000	0	0
Hugh Fisher	0	0	0	0	.000	0	1	3	.250	0	0
Justin Willis	0	0	0	0	.000	0	1	0	1.000	0	0
Totals	2211	1622	548	41	.981	43	50	21	.704	9	2
Opponents	2141	1587	494	60	.972	33	101	21	.828	16	0

Team Superlatives

Batting

At bats	48	at Clemson (Jun 03, 2018)
Runs scored	21	vs Middle Tennessee (May 15, 2018)
Hits	20	at Clemson (Jun 03, 2018)
RBI's	18	at Clemson (Jun 03, 2018)
Doubles	5	vs UMass-Lowell (Feb 23, 2018)
Triples	2	vs South Carolina (Apr 29, 2018)
Home runs	9	at Clemson (Jun 03, 2018)
Total bases	48	at Clemson (Jun 03, 2018)
Walks	19	vs Middle Tennessee (May 15, 2018)
Strikeouts	16	2x, last vs Mississippi State (Jun 10, 2018)
Sac hits	3	at Mississippi State (Mar 16, 2018)
Sac flies	2	at Auburn (May 05, 2018)
Stolen bases	7	vs UMass-Lowell (Feb 25, 2018)
Hit by pitch	4	2x, last vs South Carolina (Apr 29, 2018)
Caught stealing	2	(4 games)
Runners LOB	17	vs Mississippi State (Jun 10, 2018)
Hit into DP	2	(6 games)

Fielding

Putouts	33	vs Mississippi State (Jun 10, 2018)
Assists	18	vs Kentucky (May 17, 2018)
Errors	3	3x, last vs Mississippi State (Jun 08, 2018)
Passed balls	1	(9 games)
DPs turned	3	3x, last vs Clemson (Jun 02, 2018)

Pitching

Innings pitched	11.0	vs Mississippi State (Jun 10, 2018)
Runs allowed	14	at Auburn (May 06, 2018)
Earned runs	13	at Auburn (May 06, 2018)
Walks allowed	9	3x, last vs Mississippi State (Jun 10, 2018)
Strikeouts	14	at Mississippi State (Mar 17, 2018)
Hits allowed	14	2x, last vs Tennessee Tech (May 08, 2018)
Doubles allowed	5	vs Houston (Mar 04, 2018)
Triples allowed	1	(8 games)
Homers allowed	4	vs Sam Houston State (Mar 02, 2018)
Wild pitches	4	3x, last vs Ole Miss (Apr 13, 2018)
Hit batters	4	vs Duke (Feb 16, 2018)

Inning-by-Inning Scoring

Team	1	2	3	4	5	6	7	8	9	EX	Total
Vanderbilt	32	33	53	41	57	53	46	45	25	1	386
Opponents	37	27	30	15	47	30	45	27	16	6	280

Attendance

Home attendance	98983	(34 dates avg = 2911)
Away attendance	97538	(28 dates avg = 3483)
Total attendance	196521	(62 dates avg = 3169)

Win-Loss Summary

Total	35-27
Conference	16-14
Non-conf.	19-13
Home	23-11
Away	9-11
Neutral	3-5
Day	21-10
Night	14-17
vs. Left	15-7
vs. Right	20-20
1-Run games	8-10
2-Run games	3-4
5+Run games	18-5
Extra innings	1-2
Shutouts	4-2
Scoring 0-2 runs	2-11
Scoring 3-5 runs	8-10
Scoring 6-9 runs	18-6
Scoring 10+ runs	7-0
Opponent 0-2 runs	19-1
Opponent 3-5 runs	10-9
Opponent 6-9 runs	6-10
Opponent 10+ runs	0-7
Scored in 1st inning	15-2
Scores first	18-9
Opponent scores first	17-18



For a second consecutive season a Commodore totaled seven RBIs in a game as Ethan Paul matched Julian Infante's 2017 feat with as many on Feb. 24 vs. UMass-Lowell.

Individual Superlatives

Batting

At bats	7	Connor Kaiser at Clemson (Jun 03, 2018)
Runs scored	4	Stephen Scott at Clemson (Jun 03, 2018)
Hits	5	Connor Kaiser at Clemson (Jun 03, 2018)
RBI's	10	Connor Kaiser at Clemson (Jun 03, 2018)
Doubles	2	(9 games)
Triples	1	(13 games)
Home runs	3	Connor Kaiser at Clemson (Jun 03, 2018)
Total bases	14	Connor Kaiser at Clemson (Jun 03, 2018)
Walks	5	JJ Bleday vs Middle Tennessee (May 15, 2018)
Strikeouts	4	2x, last Austin Martin vs Indiana St (Feb 28, 2018)
Sac hits	2	Austin Martin at Mississippi State (Mar 16, 2018)
Sac flies	1	(13 games)
Stolen bases	3	Austin Martin vs Presbyterian (Feb 21, 2018)
Hit by pitch	2	2x, last Stephen Scott at Tennessee (May 13, 2018)
Caught stealing	1	(21 games)
Runners LOB	8	Connor Kaiser vs Mississippi State (Jun 10, 2018)

Fielding

Putouts	16	Julian Infante vs Kentucky (May 17, 2018)
Assists	9	Connor Kaiser vs Kentucky (May 17, 2018)
Errors	2	Stephen Scott vs Georgia (Apr 05, 2018)
Passed balls	1	(9 games)

Pitching

Innings pitched	7.1	Drake Fellows vs Kentucky (May 17, 2018)
Runs allowed	7	3x, last Drake Fellows vs Miss. St (Jun 08, 2018)
Earned runs	7	Patrick Raby at Auburn (May 05, 2018)
Walks allowed	6	Mason Hickman at Tennessee (May 13, 2018)
Strikeouts	10	Chandler Day vs Georgia (Apr 06, 2018)
Hits allowed	8	2x, last Drake Fellows vs Ole Miss (Apr 13, 2018)
Doubles allowed	3	Mason Hickman vs Houston (Mar 04, 2018)
Triples allowed	3	Mason Hickman at Florida (Apr 01, 2018)
Triples allowed	1	(8 games)
Homers allowed	3	Mason Hickman vs Kentucky (May 19, 2018)
Wild pitches	3	Maddux Conger vs Austin Peay (Feb 27, 2018)
Hit batters	2	(5 games)



2018 RESULTS

DATE	OPPONENT	W/L	R-H-E	R-H-E	INNS	OVERALL	SEC	PITCHER OF RECORD	ATTEND	TIME
FEBRUARY										
16	DUKE	W, 9-1	9-15-1	1-3-0	9	1-0-0	0-0-0	Gillis (W 1-0)	2587	3:32
17	DUKE	L, 5-4	4-9-0	5-9-3	9	1-1-0	0-0-0	Raby (L 0-1)	2533	3:07
18	DUKE	W, 9-1	9-13-0	1-6-1	9	2-1-0	0-0-0	Hickman (W 1-0)	3076	3:06
20	PRESBYTERIAN	W, 7-1	7-12-0	1-5-1	9	3-1-0	0-0-0	Conger (W 1-0)	2531	2:52
21	PRESBYTERIAN	W, 15-2	15-11-1	2-6-4	9	4-1-0	0-0-0	Eder (W 1-0)	2420	3:21
23	UMASS-LOWELL	W, 15-0	15-13-0	0-4-1	9	5-1-0	0-0-0	Fellows (W 1-0)	2599	3:37
24	UMASS-LOWELL	W, 15-2	15-16-0	2-11-1	9	6-1-0	0-0-0	Gillis (W 2-0)	2579	3:14
25	UMASS-LOWELL	W, 9-2	9-11-0	2-4-1	9	7-1-0	0-0-0	T. Brown (W 1-0)	2561	3:02
27	AUSTIN PEAY	W, 19-6	19-19-2	6-6-1	9	8-1-0	0-0-0	Hickman (W 2-0)	2540	2:37
28	INDIANA STATE	W, 8-5	8-9-1	5-5-1	9	9-1-0	0-0-0	A. Brown (W 1-0)	2427	2:50
MARCH										
02	Sam Houston State#	L, 7-6	6-9-0	7-9-1	(10)	9-2-0	0-0-0	T. Brown (L 1-1)	4972	3:17
03	Louisiana#	L, 3-0	0-5-0	3-7-0	9	9-3-0	0-0-0	Raby (L 0-2)	6796	2:53
04	Houston#	W, 9-4	9-7-0	4-12-2	9	10-3-0	0-0-0	Hickman (W 3-0)	5414	3:28
07	at Long Beach State	L, 4-3	3-9-1	4-4-1	9	10-4-0	0-0-0	King (L 0-1)	1712	3:30
09	at UCLA	W, 6-3	6-4-0	3-9-2	9	11-4-0	0-0-0	Fellows (W 2-0)	1215	3:17
11	TCU%	W, 7-4	7-9-0	4-9-1	9	12-4-0	0-0-0	Raby (W 1-1)	1109	3:26
14	EASTERN KENTUCKY	L, 6-5	5-10-1	6-7-1	9	12-5-0	0-0-0	Eder (L 1-1)	2668	3:45
16	at Mississippi State*	W, 5-0	5-10-0	0-5-3	9	13-5-0	1-0-0	Fellows (W 3-0)	4860	3:01
17	at Mississippi State*	W, 10-1	10-16-3	1-8-2	9	14-5-0	2-0-0	Raby (W 2-2)	6218	3:53
18	at Mississippi State*	W, 4-3	4-6-0	3-6-3	9	15-5-0	3-0-0	Hickman (W 4-0)	4569	3:24
21	Belmont^	L, 8-5	5-8-2	8-8-3	9	15-6-0	3-0-0	Eder (L 1-2)	1006	3:47
23	LSU*	W, 4-2	4-7-0	2-8-1	9	16-6-0	4-0-0	Fellows (W 4-0)	3136	3:15
24	LSU*	L, 6-2	2-7-0	6-11-0	9	16-7-0	4-1-0	Raby (L 2-3)	3211	3:54
25	LSU*	W, 1-0	1-4-1	0-2-0	7	17-7-0	5-1-0	Hickman (W 5-0)	3399	1:35
27	Lipscomb^	L, 5-1	1-1-0	5-9-0	9	17-8-0	5-1-0	Eder (L 1-3)	1495	3:17
30	at Florida*	L, 8-4	4-5-2	8-8-1	9	17-9-0	5-2-0	Fellows (L 4-1)	3781	3:05
31	at Florida*	L, 10-2	2-6-0	10-12-1	9	17-10-0	5-3-0	Raby (L 2-4)	4835	3:18
APRIL										
01	at Florida*	L, 8-2	2-5-0	8-10-0	9	17-11-0	5-4-0	Hickman (L 5-1)	3736	3:17
03	at Middle Tennessee	L, 4-3	3-6-0	4-9-0	7	17-12-0	5-4-0	T. Brown (L 1-1)	1528	3:17
05	GEORGIA*	L, 3-2	2-9-3	3-8-0	9	17-13-0	5-5-0	King (L 0-2)	2950	3:48
06	GEORGIA*	W, 5-3	5-7-0	3-10-0	9	18-13-0	6-5-0	Day (W 1-0)	2787	3:01
07	GEORGIA*	W, 8-3	8-12-0	3-7-2	9	19-13-0	7-5-0	Hickman (W 6-1)	2853	3:24
10	WESTERN KENTUCKY	W, 3-2	3-6-1	2-3-0	9	20-13-0	7-5-0	Fisher (W 1-0)	2525	2:58
13	OLE MISS*	L, 11-3	3-7-0	11-14-0	9	20-14-0	7-6-0	Fellows (L 4-2)	3584	3:12
15	OLE MISS*	W, 8-7	8-8-0	7-7-1	(8)	21-14-0	8-6-0	Gillis (W 3-0)	3030	3:08
15	OLE MISS*	W, 8-7	8-7-1	7-11-0	7	22-14-0	9-6-0	Fisher (W 2-0)	3056	2:41
17	EVANSVILLE	W, 6-1	6-6-0	1-4-1	9	23-14-0	9-6-0	Schaller (W 1-0)	2567	2:44
19	at Missouri*	L, 2-1	1-7-2	2-4-0	9	23-15-0	9-7-0	Fellows (L 4-3)	780	2:41
20	at Missouri*	L, 3-1	1-6-1	3-4-1	9	23-16-0	9-8-0	King (L 0-3)	2312	3:26
21	at Missouri*	W, 6-2	6-12-1	2-6-1	9	24-16-0	10-8-0	Hickman (W 7-1)	3146	2:55
27	SOUTH CAROLINA*	L, 8-7	7-8-2	8-10-0	9	24-17-0	10-9-0	T. Brown (L 1-3)	2895	3:24
28	SOUTH CAROLINA*	W, 8-1	8-9-0	1-9-0	9	25-17-0	11-9-0	Raby (W 3-5)	3166	3:07
29	SOUTH CAROLINA*	L, 10-9	9-10-1	10-13-1	9	25-18-0	11-10-0	Day (L 1-1)	3158	3:33
MAY										
01	LOUISVILLE	L, 8-4	4-6-1	8-11-1	9	25-19-0	11-10-0	Eder (L 1-4)	2791	3:26
04	at Auburn*	L, 4-1	1-4-1	4-6-1	9	25-20-0	11-11-0	Fellows (L 4-4)	3599	2:21
05	at Auburn*	L, 11-5	5-8-0	11-13-1	9	25-21-0	11-12-0	Raby (L 3-5)	3648	3:08
06	at Auburn*	L, 14-0	0-2-1	14-13-0	9	25-22-0	11-13-0	Hickman (L 7-2)	3332	3:10
08	TENNESSEE TECH	L, 6-4	4-10-1	6-14-1	9	25-23-0	11-13-0	Schaller (L 1-1)	2865	3:53
11	at Tennessee*	W, 7-6	7-10-1	6-5-0	9	26-23-0	12-13-0	Fellows (W 5-4)	2309	3:18
12	at Tennessee*	W, 7-2	7-13-0	2-8-1	9	27-23-0	13-13-0	Raby (W 4-5)	2245	3:10
13	at Tennessee*	L, 8-7	7-9-0	8-8-1	9	27-24-0	13-14-0	Gillis (L 3-1)	1521	2:58
15	MIDDLE TENNESSEE	W, 21-4	21-15-0	4-7-2	9	28-24-0	13-14-0	Conger (W 2-0)	2672	3:51
17	KENTUCKY*	W, 8-1	8-12-0	1-4-2	9	29-24-0	14-14-0	Fellows (W 6-4)	3018	3:16
18	KENTUCKY*	W, 5-1	5-6-1	1-5-0	9	30-24-0	15-14-0	King (W 1-3)	2894	3:10
19	KENTUCKY*	W, 9-6	9-9-0	6-10-1	9	31-24-0	16-14-0	Gillis (W 4-1)	3027	3:26
22	Texas A&M!	L, 3-1	1-8-1	3-9-0	9	31-25-0	16-14-0	T. Brown (L 1-4)	8072	3:04
01	St. John's\$	W, 2-0	2-8-2	0-5-0	9	32-25-0	16-14-0	Fellows (W 7-4)	3705	2:38
02	at Clemson\$	W, 4-3	4-9-1	3-6-0	9	33-25-0	16-14-0	Raby (W 5-5)	5263	3:31
03	at Clemson\$	W, 19-6	19-20-1	6-8-1	9	34-25-0	16-14-0	Hickman (W 8-2)	4360	4:01
08	MISSISSIPPI STATE+	L, 10-8	8-10-3	10-11-4	9	34-26-0	16-14-0	King (L 1-4)	3626	3:57
09	MISSISSIPPI STATE+	W, 4-3	4-13-0	3-9-0	9	35-26-0	16-14-0	Day (W 2-1)	3626	3:37
10	MISSISSIPPI STATE+	L, 10-6	6-11-0	10-12-1	(11)	35-27-0	16-14-0	T. Brown (L 1-5)	3626	5:16

Minute Maid Park (Houston, Texas) % Dodger Stadium (Los Angeles, Calif.)

^ First Tennessee Park (Nashville, Tenn.) * Southeastern Conference Game ! SEC Tournament Game \$ NCAA Regional! + NCAA Super Regional

2018 SEC RECAP



FINAL SEC STANDINGS

Eastern Division

	SEC	Pct.	GB	All	Pct.	Home	Away	Neutral	vs. Div.	vs. Top 25	Last 10	Streak
Florida#^	20-10	.667	--	49-21	.700	33-8	12-9	4-4	14-4	22-10	6-4	L1
Georgia	18-12	.600	2.0	39-21	.650	25-8	12-11	2-2	11-7	10-13	5-5	W3
South Carolina	17-13	.567	3.0	37-26	.587	24-10	10-12	3-4	9-9	13-13	6-4	L1
Vanderbilt	16-14	.533	4.0	35-27	.565	23-11	9-11	3-5	9-9	20-12	7-3	L1
Kentucky	13-17	.433	7.0	34-22	.607	19-9	11-12	4-1	8-10	10-9	4-6	L4
Missouri	12-18	.400	8.0	34-22	.607	22-8	10-11	2-3	6-12	10-15	4-6	L1
Tennessee	12-18	.400	8.0	29-27	.518	21-15	8-12	0-0	6-12	7-12	4-6	L1

Western Division

	SEC	Pct.	GB	All	Pct.	Home	Away	Neutral	vs. Div.	vs. Top 25	Last 10	Streak
Ole Miss%	18-12	.600	--	48-17	.738	30-6	13-9	5-2	12-6	16-10	7-3	L2
Arkansas% ^*	18-12	.600	--	48-21	.696	34-4	6-13	8-4	11-7	22-9	7-3	L2
Auburn	15-15	.500	3.0	43-23	.652	29-6	9-15	5-2	9-9	12-16	6-4	L1
LSU	15-15	.500	3.0	39-27	.591	29-8	4-16	6-3	9-9	15-15	6-4	L1
Mississippi State^	15-15	.500	3.0	39-29	.574	16-7	11-17	12-5	10-8	18-16	7-3	L2
Texas A&M	13-17	.433	5.0	40-22	.645	27-8	7-11	6-3	9-9	11-16	5-5	L2
Alabama	8-22	.267	10.0	27-29	.482	22-13	5-15	0-1	3-15	6-14	4-6	L1

- SEC Champion, SEC Eastern Division Champion ^ - College World Series participant % - SEC Western Division Co-Champion * - NCAA Runner-Up

Coaches' All-SEC Teams

First Team

C.....	JJ Schwarz, Florida
1B.....	Kole Cottam, Kentucky
2B.....	Carson Shaddy, Arkansas
3B.....	Jonathan India, Florida
SS.....	Braden Shewmake, Texas A&M
OF.....	Jake Mangum, Mississippi State
OF.....	Ryan Olenek, Ole Miss
OF.....	Keegan McGovern, Georgia
DH/UT.....	Luke Heyer, Kentucky
SP.....	Brady Singer, Florida
SP.....	Casey Mize, Auburn
RP.....	Michael Byrne, Florida

Second Team

C.....	Nick Fortes, Ole Miss
1B.....	Adam Sasser, Georgia
2B.....	Michael Helman, Texas A&M
3B.....	Casey Martin, Arkansas
SS.....	Will Holland, Auburn
OF.....	Eric Cole, Arkansas
OF.....	Wil Dalton, Florida
OF.....	Heston Kjerstad, Arkansas
DH/UT.....	Michael Curry, Georgia
SP.....	Blaine Knight, Arkansas
SP.....	Jackson Kowar, Florida
RP.....	Parker Caracci, Ole Miss

Freshman Team

C.....	Mason Meadows, Georgia
1B.....	Tanner Allen, Mississippi State
2B.....	Anthony Servideo, Ole Miss
3B.....	Casey Martin, Arkansas
OF.....	Heston Kjerstad, Arkansas
OF.....	Daniel Cabrera, LSU
OF.....	Steven Williams, Auburn
DH/UT.....	Edouard Julien, Auburn
SP.....	Ma'Khail Hilliard, LSU
SP.....	Tanner Burns, Auburn
RP.....	Cody Greenhill, Auburn

Player of the Year: Jonathan India, Florida

Pitcher of the Year: Brady Singer, Florida

Freshman of the Year: Heston Kjerstad, Arkansas

Coach of the Year: Kevin O'Sullivan, Florida

Co-Scholar-Athlete of the Year: Keegan McGovern, Georgia

Co-Scholar-Athlete of the Year: Nico Mascia, Tennessee

Vanderbilt Rankings in the SEC

Hitting

Batting Average.....	11th - .269
Slugging Percentage.....	7th - .429
On Base Percentage.....	5th - .375
Runs Scored.....	9th - 386
Hits.....	10th - 599
Runs Batted In.....	10th - 339
Doubles.....	9th - 106
Triples.....	T4th - 13
Home Runs.....	7th - 67
Total Bases.....	10th - 892
At Bats.....	9th - 2078
Walks.....	4th - 296
Strikeouts.....	2nd - 565
Stolen Bases.....	1st - 101

Pitching

Earned Run Average.....	9th - 4.23
Strikeouts.....	6th - 567
Opposing Batting Average.....	4th - .243
Innings Pitched.....	9th - 540.2
Hits.....	3rd - 486
Runs.....	5th - 280
Walks.....	11th - 239
Complete Games.....	T5th - 1
Saves.....	T10th - 13
Shutouts.....	8th - 4
Fielding Percentage.....	1st - .981
Errors.....	14th - 41



Austin Martin led the Southeastern Conference in 2018 with 22 stolen bases and ranked second in on-base percentage at .452.



LETTERWINNERS



A
 Abbg, Jamie 1988-89
 Joey Abraham 2015-2017
 Adams, Bud 1986-87
 Adeeb, Josh 1996-98
 Alcorta, Nick 1984
 Alvarez, Pedro 2006-08
 Allen, Greg 1981, 1984
 Ambrose, Mark 1984, 1985
 Anderson, Bill 1975, 1976
 Anglea, Jim 1976
 Armstrong, Jack 2009-11

B
 Bachman, Ryan 1994-96
 Bailey, Shay 1997
 Balch, Kyle 1985-88
 Barbao, Joe 1993-94
 Bates, Doug 1970, 1973
 Baxter, Mike 2004-05
 Beal, Andy 1998-2000
 Becker, Will 2003
 Bedwell, Rob 2000-01
 Beede, Tyler 2012-14
 Bennett, Dean 2001-02
 Betourne, Cameron 2005-07
 Bierman, Sean 2008-09
 Billings, Eric 2002
 Blackburn, Mike 1983
 Blaylock, Garrett 2018
Bleday, JJ 2017-
 Bledsoe, Hunter 1997, 1999
 Blue, Adam 2000-01
 Blumberg, Maury 1979, 1982
 Bode, Mark 1970-73
 Bohannon, Brad 1994
 Bond, Will 1989
 Borchert, Bill 1977
 Borland, Drew 1998-2000
 Borowsky, Erez 1981-82
 Boulanger, Greg 1986-87
 Boutwell, Jeff 2003-04
 Boyett, Chuck 1969-72
 Bowden, Ben 2014-16
 Brecht, Tim 1983-84
 Brewer, Alex 2017
 Brewer, Russell 2008-10
 Broadus, Chris 2001-02
 Brown, Aaron 2018
 Brown, Ryan 1995-96
Brown, Tyler 2018-
 Brown, Watson 1972
 Buehler, Walker 2013-15
 Buher, Guy 1977-78
 Buice, Deron 1987
 Burger, Steve 1972, 1974
 Burns, Gary 1980-81
 Buschmann, Matt 2003-06
 Byrd, Mike 1997-99

C
 Cabrera, Ulises 2000-01
 Cafaro, Rocco 1992
 Callahan, Jeff 1988-89
 Campbell, Tyler 2013-16
 Carrier, Derek 1976
 Carroll, Adams 1970-71
 Casali, Curt 2008-11
 Castellano, Connor 2012
 Chandler, Steve 1974-77
 Chari, Tristan 2015-16
 Childress, Taylor 2000-01

Christensen, Chris 1995-98
 Christiani, Nick 2006-09
 Chmil, Steve 1980-81
Clarke, Philip 2018-
 Clinard, Will 2010-12
 Cohen, Hal 1980
 Coleman, Ro 2014-17
 Colley, Reed 1997-98
 Collinge, Cory 1985
 Collins, Greg 1971-73
 Conde, Vince 2012-14
 Conger, Maddux 2016-18
 Conn, Jimmy 1970-71
 Cook, Zach 2000
 Cooper, Will 2012-14
 Cora, Joey 1983-85
 Cotham, Caleb 2008-09
 Coyne, Mike 1972-75
 Craighead, Todd 1986
 Cronk, Adam 2005-08
 Crowell, Cody 2005-07
 Curtin, Tom 1974
 Cunningham, Jason 2007-08

D
 Daniels, David 1992-95
 Darling, Scott 1983-84
 Daunic, Willy 1990-93
Davis, Cooper 2018-
 Davis, Glenn 1995-97
 Davis, Ryan 2005-07
 Davis, Ty 2005-07
 Day, Chandler 2016-18
 deAngelis, Larry 1979-80
 DeFrance, Charles 1980-82
DeMarco, Pat 2018-
 de la Osa, Dom 2005-08
 Del George, Greg 2005-06
 Delay, Jason 2014-17
 Diehl, Aaron 1999
 Dill, Justin 1997-98
 Dison, Steve 1978-79
 Ditto, Adam 1999
 Donahoo, Duane 1970-73
 Douillard, Jonathan 2001-04
 Duke, Alvin 1996-99
 Duncan, Rick 1972-75
Duvall, Ty 2018-
 Dyer, K.C. 2000-01
 Dykes, Jimmy 1995-98

E
Eder, Jake 2018-
 Edwards, Jeff 1982-84
 Elliott, Bump 1992-95
 Elliott, Jason 1992-95
 Elliott, Justin 2002
 Elliott, Mark 1977-80
 Ellison, Karl 2014-16
 Ellison, Mickey 1990-93
 Esposito, Jason 2009-11
 Estep, Steve 1970-72
 Everett, Donny 2016

F
 Fair, Doug 1982-83
 Fann, Drew 2009-12
 Faulkner, Steven 2001-02
 Farese, Jason 1994-97
 Farley, Brian 1982
 Fausett, Aaron 1999
 Feinberg, Alex 2005-08

Fellows, Drake 2017-
Fentress, Kiambu 2017-
 Ferguson, Tyler 2013-15
 Fishel, Steve 1980-81
 Fisher, Fred 1974
Fisher, Hugh 2018-
 Flaherty, Regan 2010
 Flaherty, Ryan 2006-08
 Flower, George 1982-85
 Flubacker, Kyle 1999-01
 Ford, Joe 1973
Franklin, AJ 2018-
 Freeman, Ashley 2000-01
 Freer, Bryant 1987-90
 French, Brad 2005-08
 Fridrich, Chip 1987-90
 Fulmer, Carson 2013-15
 Fulton, Bob 1985-86

G
 Gagliano, Paul 1977-78
 Gamble, Kevin 1998
 Ganick, Nick 1976-77
 Garcia, Martin 1974-75
 Garrison, David 1982
 Garvin, Grayson 2009-11
 Garza, Aaron 2004-05
 Geshke, Kevin 1998-01
 Giannola, Rick 1994-97
 Gibbs, Jim 1981-84
Gillis, Jackson 2017-
 Giobbi, Andrew 2007-10
 Gleason, Peter 1985
 Gleason, Rich 1980-81
 Godfrey, Ryan 2003
 Goldis, Eric 1993-94
 Gomez, Anthony 2010-12
Gonzalez, Jayson 2018-
 Goodenow, Richie 2008-10
 Gooch, Mike 1970
 Govedarcia, Ted 1975-78
 Graf, Scott 1985-87
 Graham, Jeff 1984-85
 Gray, Sonny 2009-11
 Green, Tyler 2015-16
 Greene, Jimbo 1986
 Greene, Steve 1990-92
 Gregor, Conrad 2011-13
 Gregory, Wayne 1975-78
 Griffin, Tom 1984-85
Grisanti, Walker 2016-
 Groner, Tim 1985

H
 Haigler, Phillip 1995-96
 Hanks, Parker 2006-08
 Hardin, Bill 1973-76
 Harrell, Connor 2010-13
 Harris, Andrew 2010-13
 Harris, Brian 2007-10
 Harris, Robert 1976-79
 Harrison, Bob 1970
 Harvey, Chris 2012-14
 Harvie, Brad 1986-87
 Hastings, Brad 1996-97
 Hatcher, Ronald 2001
 Hawkins, Carter 2003-07
 Hayes, Drew 2008-10
 Hazen, Cam 1985-88
 Heins, Jim 1986-89
 Hench, Bill 1977-80
 Hendrickson, Robert 1972-73
 Hernandez, Brian 2005-06

Hibbett, Jim 1974
Hickman, Mason 2018-
 Higgins, Bob 1970
 Hightower, Vegrin 1990-93
 Hill, Taylor 2008-11
 Hilliard, Alex 2008-09
 Hindy, Mark 1992-95
 Hobbs, Ryan 1995-97
 Hoerman, Tom 1983-84
 Hoffman, Jeff 1988
 Holt, Rick 1988-91
 Hovey, Lars 1984
 Howard, Matt 1980-83
 Howard, Steve 1980
 Hubbard, Marlon 1980-83
 Hughes, Zack 1995-96

I
Infante, Julian 2016-

J
 Jackson, Hardie 1984-85
 Jackson, Joey 1985-87
 Jacobson, Brett 2006-08
 Jahnke, Don 1980-81
 Jefcoat, Mark 1995
 Jenkins, Jimmy 1979
 Jennings, Nelson 1977-80
 Johns, Bryan 2010-11
 Johnson, David 1998
 Johnson, Ryan 2015-16
 Johnson, Will 2011-12
 Johnston, Clinton 1996-98
 Joiner, David 1984-87
 Jones, Alonzo 2016-18
 Jones, Carlton 1991-92
 Jones, Elliott 1970
 Jones, Warner 2003-05
 Jordan, Todd 1995-96
 Justice, Matt 1990

K
 Kairit, Brant 1992-95
 Kaiser, Connor 2016-18
Kaiser, Erik 2018-
 Kata, Matt 1997-99
 Kaye, John 2001-03
 Kemp, Tony 2011-13
 Kendall, Jeren 2015-17
 Kern, Greg 1980
 Key, Lewis 1975-76
 Kilichowski, John 2014-16
 Kim, Gil 2003-05
 King, Bart 1989-90
King, Zach 2017-
 Kittrell, Rickey 1976-78
 Kleinschrodt, Bill 2004-05
 Klippenstein, Kelly 1986
 Klosterman, Ryan 2003-04
 Kolinsky, Keenan 2011-13
 Kropf, Andy 1997-00
 Kropf, Mickey 2003-04
 Kruchten, Mark 1987-91

L
 Lamm, Mark 2008-11
 Lane, Steve 1975-78
 Lanius, Roby 1977
 Larkin, Ronnie 1983
 Latimer, Bob 1973-76
 Lawson, Donald 1981-1982, 1984
 Lee, Josh 2011

LETTERWINNERS



Leonard, Ernie 1973-76
 Lewis, Jensen 2003-05
 Lewis, Ryan 1997
 Liddle, Steven 2008-09
 Lind, Sam 2011
 Lipscomb, Brant 1972-73
 Lipton, Kurt 2006-07
 Little, Jeff 1999-02
 Loftus, Joe 2009-11
 Logan, Scott 1988-90
 Love, Jeff 1970-71
 Luellwitz, Sean 1999-02
 Luna, D.J. 2012-13
 Lupo, Jack 2011-13
 Luten, Sam 1978-79

M

Macias, David 2005-08
 Madison, Scotti 1977-80
 Malmo, Dede 1986-88
 Manley, Dickey 1974
 Manning, Joey 2008-09
 Mansolino, Tony 2002-05
 Manson, Marvin 1974-77
 Manton, Jason 1992
 Marquis, Matt 2009
Martin, Austin 2018-
 Martin, Jeff 1990-92
 Mascolo, Mark 1983
 Maulsby, Chris 1999-2002
 Maziarka, Mike 1986-87
 McCarty, Aubrey 2015
 McCarthy, Mike 1979-81
 McClure, Alex 2009
 McClure, Michael 2002
 McCullough, Clayton 1999
 McDonnough, Matt 1993-94
 McGarry, Matt 2016-17
 McGill, Ronnie 1990-93
 McGraner, Matt 2003-04
 McKeithan, Joel 2011-13
 McLean, John 1970-73
 McLochlin, Mike 1988-90
 McPherson, Scott 1978
 Meadows, Tydus 1996-98
 Meingasner, Matt 2006
 Menees, Gene 1974-75
 Miller, Brian 2012-14
 Miller, Jared 2012-14
 Minor, Mike 2007-09
 Monroe, Mark 1990
 Montgomery, Ryan 1994-95
 Moore, Mike 1975
 Moore, Navery 2009-11
 Moore, Tom 1973
 Morrissey, Dan 1981
 Morrissey, Mike 1989-92
 Morrow, Joe 1989-91
 Morrow, Nick 1991-94
 Moviel, Greg 2004-06
 Moynihan, Matt 1993-95
 Muckerheide, Todd 1987-90
 Mullins, Ryan 2003-2005
 Mundy, Joey 2015
 Murfee, Penn 2015-17
 Murray, Mark 1993-94

N

Navin, Spencer 2011-13
 Nenad, David 1980-81
 Newell, Scott 1989-92
 Nicolas, Cesar 2001-04

Nicolich, Bob 1983-84
 Nielsen, Bart 1991-94
 Nonemaker, Karl 1999-2002
 Norwood, John 2012-14
 Nuismer, Jack 1976-79
 Nurkka, Hal 1983-84

O

Olvey, Bill 1981-83
 Ortiz, Gabe 2009
 Ortiz, Ray 1995-96
 Ott, Mike 1981
 Owen, Blake 2003-04

P

Palmore, Wayne 1972-74
 Parke, John 1985-86
 Parker, Carl 1986
 Parker, Drake 2015
 Patton, Benton 1985
Paul, Ethan 2016-
 Paul, Josh 1994-96
 Pauly, William 2003
 Pecoraro, T.J. 2011-14
 Peeples, Jeff 1970-73
 Pendley, Tom 1992-93
 Pfeifer, Philip 2012-13, 15
 Pike, Mike 1977-80
 Pilkington, Nick 2003-04
 Placenti, Ron 1974-75
 Popovich, Brian 1988
 Powell, Tommy 1970-73
 Prather, Stephen 1998-2000
 Price, David 2005-07
 Prince, Justin 1999
 Prince, Travis 1996-98
 Prior, Mark 1999
 Prothro, John 2000-02
 Purdy, Alan 1990-93
 Puskarich, Darren 1983

R

Raby, Patrick 2016-
 Ralston, Barry 1980-81
 Ramsey, George 1964
 Ransom, Robert 2001-03
 Ravenelle, Adam 2012-14
Ray, Harrison 2017-
 Reasonover, Jerry 1971-72
 Redovian, Jim 1987-88
 Reese, Brad 1989-93
 Reese, Charlie 1981-84
 Reid, Chase 2008-10
 Reynolds, Bryan 2014-16
 Reynolds, Riley 2009-12
 Rhoden, Tyler 2004, 2006-07
 Rhodes, Ricky 1971-75
 Rice, Steven 2011-14
 Richardson, Antuan 2004-05
 Robin, Shea 2005-08
 Robbins, Jason 1992-95
 Roberts, John 1986
 Robertson, Cliff 1975-76
 Robertson, Jerry 1975-77
 Rogers, Nolan 2014-16
 Rote, Ryan 2004-05
 Ruppenthal, Matt 2015-17
 Rutledge, Brooks 2000-01

S

Sabino, Liam 2015-16
 Sadecki, Steve 1989-91

Sahagian, Bill 1976-78
Sandborn, Michael 2017-
 Sanderson, Scott 1976-77
 Sands, Craig 1994-95
 Schabes, Bob 1986-89
 Schaller, Reid 2018
 Schiffman, Jim 1987-90
 Schley, Steve 1979
 Schoell, Nathan 1993
 Schulte, Vance 1986-87
 Schwartz, Steven 2008
 Scoggins, Bob 1986-87
 Scott, John 2002-03
Scott, Stephen 2016-
 Scott, Worth 2001-04
 Selman, Sam 2010-12
 Seretti, Giovanni 2003
 Seybt, Paul 1995-98
 Shao, Stephen 2004
 Shapiro, Scott 2002
 Shearer, Doug 1986
 Sheffield, Jordan 2015-16
 Shipley, Ted 1972-74
 Shiverick, Bill 1983-86
 Shoemaker, Brad 1989-90
 Sholl, Kenny 1976-77
 Simpson, Zach 2002-04
 Sims, Tommy 1983
 Skaggs, Mike 1987-90
 Skibitsky, Jeff 1998
 Skillman, Kyle 1998
 Skinner, Chris 1981-85
 Skinner, David 1980-82
 Smith, Archie 1985-87
 Smith, Greg 1985-88
 Smith, Jay 2000-02
 Smith, JoJo 1989-91
 Smith, Kyle 2013-16
 Smith, Robert 1986-88
 Smith, Scott 1995-96
 Smith, Tim 1987-88
 Snider, Collin 2015-17
 Snow, Bert 1996-98
 Solomon, Tyler 2018
 Sowers, Jeremy 2002-04
 Spagnuolo, Brendan 2015
 St. Luce, Kellen 2008
 Stamps, Joe 1979-81
 Stavnes, Paul 1996
 Steele, Evan 2016
 Stempel, Paul 2001-02
 Stone, Hayden 2014-16
 Stone, Ken 1970
 Stoner, Jim 1978
 Stover, Bob 1970-71
 Stover, Paxon 2017-18
 Stricker, Dan 1999
 Stubbs, Cam 1981-82
 Sues, Jeff 2002-05
 Sullivan, Charlie 1991
 Swanson, Dansby 2013-15

T

Taylor, Bruce 1984-85
 Taylor, Rucker 2003-06
 Terry, Kyle 1976
 Thomas, Greg 1991-93
 Thompson, Alex 1970
 Tinsley, Steve 1972-75
 Toffey, Will 2015-17
 Trenning, Jeff 1983-85
 Turnbull, John 1988-91

Turner, Tim 1981-82
 Turner, Xavier 2013-14
 Tuizer, David 1997
 Tyler, Steve 1975

V

Valente, Lou 1992-93
 Vanderhoff, Scott 1999-2002
 Vaughn, Matt 2000-01
 Velez, Jeff 1993-94
 VerHagen, Drew 2012

W

Wagner, Michael 2004-05
 Wallace, David 1999-2001
 Wallace, Nick 2000
 Wallace, Sam 1970-72
 Wasilewski, Tom 1982-84
 Weathers, Casey 2006
 Weatherspoon, Kenny 1986
 Wells, Greg 1979-81
 Welp, David 1995-96
 Wessel, Doug 1970-73
 West, Rick 1994-95
 Westlake, Aaron 2008-11
 Whatley, Gabe 1992-93
 Whipple, Boomer 1992-95
 White, DeWayne 1979
 White, Ed 1971-73
 White, Jonathan 2006-09
 Whitt, Cody 1978-79
 Wiel, Zander 2013-15
 Wierciszewski, Mark 1990-91
 Wiles, Ed 1974-77
 Williams, Corey 2010-11
 Williams, Gerald 1982
 Williams, Jerry 1977-81
Willis, Justin 2018-
 Willis, Mike 1969-72
 Wills, Angier 1979
 Wilson, Justin 2018
 Wilson, Nevin 2012-13
 Wilson, Steve 1971-72, 1974
 Winchester, Bill 1970-72
 Wiseman, Rhett 2013-15
 Wittenbraker, Tom 1970-71
 Wix, Stephen 1993-96
 Woods, David 1997-98
 Woodward, Terry 1975-76
 Wormsley, Jordan 2008-10
 Woyce, Abbie 1982-85
 Wright, Kyle 2015-17
 Wright, Mike 1976-78

Y

Yanello, John 1980-81
 Yarbrough, Kent 1982-83
 Yastrzemski, Mike 2010-13
 Yee, Damon 1997-2000
 Young, Andy 1984
 Young, Mark 1979
 Young, Steve 1989

Z

Zdanowicz, Tom 1988
 Zeid, Josh 2006
 Zeller, Matt 2002-05
 Ziomek, Kevin 2011-13
 Zgonc, Kevin 1991-92

Current players in bold



ALL-TIME COACHING RECORDS




Records By Victories

Coach	W	L	T	Years Coached
Tim Corbin	681	342	1	2003-Present
Roy Mewbourne	655	608	9	1979-2002
Larry Schmittou	306	252	1	1968-1978
Bill Schwartz	155	112	1	1917, 1924-1940, 1952
Dave Scobey	43	75	0	1949-1951, 1954-1956
Byrd Douglas	31	19	0	1920-1921
Wallace Wade	26	13	0	1922-1923
Dick Richardson	24	63	0	1957-1959, 1961
Herbert Sanborn	21	17	2	1912-1913
Harley Boss	21	42	0	1960, 1963-1964
James A. Scoggins	20	19	1	1942, 1947
T. W. Davis	19	5	0	1904
E.J. Hamilton	19	18	1	1909-1910
George Archie	18	42	0	1965-1967
Dick Lyle	13	8	2	1914
Tommy Harrison	11	9	2	1948
Grantland Rice	11	9	2	1908
Anderson Weakley	8	7	0	1911
John Palmer	5	8	0	1918
Woody Johnson	5	13	0	1953
Ray Morrison	3	3	0	1919

Records By Win Percentage

Coach	Pct.	W	L	T	Years Coached
T. W. Davis792	19	5	0	1904
Wallace Wade667	26	13	0	1922-1923
Tim Corbin665	681	342	1	2003-Present
Byrd Douglas620	31	19	0	1920-1921
Bill Schwartz580	155	112	1	1917, 1924-1940, 1952
Tommy Harrison575	11	9	2	1948
Grantland Rice575	11	9	2	1908
Dick Lyle560	13	8	2	1914
Herbert Sanborn550	21	17	2	1912-1913
Larry Schmittou548	306	252	1	1968-1978
Anderson Weakley533	8	7	0	1911
Roy Mewbourne519	655	608	9	1979-2002
E.J. Hamilton513	19	18	1	1909-1910
James A. Scoggins512	20	19	1	1942, 1947
Ray Morrison500	3	3	0	1919
John Palmer384	5	8	0	1918
Dave Scobey364	43	75	0	1949-1951, 1954-1956
Harley Boss333	21	42	0	1960, 1963-1964
George Archie300	18	42	0	1965-1967
Woody Johnson277	5	13	0	1953
Dick Richardson276	24	63	0	1957-1959, 1961

Tim Corbin 2003 - present 681-342-1 Overall Record



In 16 seasons at Vanderbilt, Tim Corbin has transformed the Commodores into one of the national powers of college baseball and taken the program to unprecedented success winning the school's first-ever men's national title in 2014.

Corbin's overall record of 681-342-1 (.665) is first in terms of wins at Vanderbilt, and first in terms of win percentage for coaches with 100 games or more.


Under Corbin, Vanderbilt boasts the Southeastern Conference's longest streak of consecutive NCAA Tournament appearances at 13. The Dores have advanced to a Super Regional in four of the last five years.

In 2015, Vanderbilt returned to the College World Series for the third time in five years with team's fourth 50-win season in the last four making it back to the CWS finals before losing in three games to Virginia. The Dores captured the SEC East with a 20-10 mark.

The 2014 Commodores topped Virginia in the College World Series finals in three games to claim the title in just the Dores' second trip to Omaha. For the third time in four years Vandy hosted NCAA Regionals and Super Regionals, topping Oregon in the Regional final and Stanford in the Super Regionals.

Vanderbilt's 2013 team was one for the ages as the Commodores matched the school record with a 54-12 record and smashed the SEC record with a 26-3 mark to win the league title.

Roy Mewbourne 1979-2002 655-608-9 Overall Record



A fixture around Vanderbilt baseball for nearly a quarter century, Roy Mewbourne retired following the 2002 campaign, ending his career as the Commodores' all-time winningest skipper and one of most successful coaches in collegiate baseball history.

The native of Birmingham, Alabama, compiled a 655-608-9 mark in 24 seasons at Vanderbilt, and finished his 30-year coaching tenure with a 922-683-9 overall record.


In his final season as Vanderbilt's head coach, Mewbourne achieved several personal milestones, most notably becoming the 35th coach in college baseball history to reach the 900-win plateau. He registered his 900th career win against West Virginia and his 650th victory at Vanderbilt against Mississippi State. The win over the Bulldogs also came in Mewbourne's 1,600th game as a collegiate head coach.

At the start of the season, the then-56-year-old skipper also saw his dream of a new stadium become a reality with the unveiling of Hawkins Field. A catalyst in the stadium's construction, Mewbourne played a vital role in fund-raising, planning and oversight for the \$5.8 million facility.

Mewbourne fielded some outstanding teams in his Vanderbilt tenure, highlighted by his 1980 squad that captured the SEC championship, which earned him SEC Coach of the Year honors.

He coached 19 All-Americans, 19 All-SEC honorees and 59 players who signed professional baseball contracts and 111 Commodores earned SEC Academic honors, including a school record 16 in 2002.

Larry Schmittou 1968-78 306-252-1 Overall Record



Larry Schmittou arrived at Vanderbilt in 1968 and immediately changed the mindset of Commodore baseball in the Music City. After combining for 13 total wins the previous three seasons, he guided Vanderbilt to eight wins his first year, 12 in 1969 and 24 in 1970.

In 1971, Vanderbilt broke through with a 34-19 record and won the SEC Eastern Division with an 11-5 record. That would be the first of four consecutive division crowns for the Commodores. In 1973 and '74, the Commodores swept Alabama, 2-0, in a pair of best-of-three series for the overall SEC championship earning him SEC Coach of the Year honors. He coached 20 All-SEC, eight All-SEC East, eight All-South Region and seven Academic All-SEC. He had 21 players in Major League Baseball with 14 of those players taken in the draft.

Schmittou retired following the 1978 campaign after 11 years as the Vanderbilt head coach. He amassed a 306-252-1 overall record and a 98-98 mark in Southeastern Conference play.

During the time Schmittou roamed the dug-out at McGugin Field, Vanderbilt won more games than any other SEC school and was one of only two schools to win four divisional titles.

Upon his retirement as Vanderbilt's head coach, Schmittou acquired the rights to a Southern League expansion franchise team, the Nashville Sounds.

He was inducted into the Vanderbilt Hall of Fame in 2016.

ALL-TIME COACHING RECORDS



Year	Head Coach	Overall				Conference			
		W	L	T	Pct.	W	L	T	Pct.
1886	Unavailable	1	1	0	.500	-	-	-	-
1887	Unavailable	1	0	0	1.000	-	-	-	-
1888	Unavailable	2	0	0	1.000	-	-	-	-
1889	Unavailable	1	1	0	.500	-	-	-	-
1890	No Records available								
1891	Unavailable	0	3	0	.000	-	-	-	-
1892	Unavailable	5	4	0	.556	-	-	-	-
1893	Unavailable	5	3	2	.600	-	-	-	-
1894	Unavailable	4	4	0	.500	-	-	-	-
1895	Unavailable	3	0	0	1.000	-	-	-	-
1896	Unavailable	7	2	1	.750	-	-	-	-
1897	Unavailable	8	4	0	.667	-	-	-	-
1898	Unavailable	8	2	1	.773	-	-	-	-
1899	Unavailable	5	4	0	.556	-	-	-	-
1900	Unavailable	8	7	0	.533	-	-	-	-
1901	Unavailable	9	3	0	.750	-	-	-	-
1902	Unavailable	11	6	1	.639	-	-	-	-
1903	Unavailable	15	2	0	.882	-	-	-	-
1904	T.W. Davis	19	6	0	.760	-	-	-	-
1905	Unavailable	22	5	0	.815	-	-	-	-
1906	Unavailable	11	10	0	.524	-	-	-	-
1907	Unavailable	15	5	0	.750	-	-	-	-
1908	Unavailable	11	9	2	.545	-	-	-	-
1909	E.J. Hamilton	7	12	1	.375	-	-	-	-
1910	E.J. Hamilton	12	6	0	.667	-	-	-	-
1911	Anderson Weakley	8	7	0	.533	-	-	-	-
1912	Herbert Sanborn	13	7	0	.650	-	-	-	-
1913	Herbert Sanborn	8	10	2	.450	-	-	-	-
1914	Dick Lyle	13	8	2	.609	-	-	-	-
1915	Unavailable	15	13	2	.533	-	-	-	-
1916	Unavailable	12	4	0	.750	-	-	-	-
1917	Bill Schwartz	1	0	1	.750	-	-	-	-
1918	Palmer	5	8	0	.385	-	-	-	-
1919	Ray Morrison	3	3	0	.500	-	-	-	-
1920	Byrd Douglas	11	11	0	.500	-	-	-	-
1921	Byrd Douglas	20	8	0	.714	-	-	-	-
1922	Wallace Wade	14	7	0	.667	-	-	-	-
1923	Wallace Wade	12	6	0	.667	-	-	-	-
1924	Bill Schwartz	5	9	0	.357	-	-	-	-
1925	Bill Schwartz	10	8	0	.556	-	-	-	-
1926	Bill Schwartz	13	13	0	.500	-	-	-	-
1927	Bill Schwartz	11	12	0	.478	-	-	-	-
1928	Bill Schwartz	7	6	0	.538	-	-	-	-
1929	Bill Schwartz	17	5	0	.773	-	-	-	-
1930	Bill Schwartz	9	7	0	.563	-	-	-	-
1931	Bill Schwartz	7	7	0	.500	-	-	-	-
1932	Bill Schwartz	16	4	0	.800	-	-	-	-
1933	Unavailable	9	1	0	.900	-	-	-	-
1934	Bill Schwartz	5	6	0	.455	-	-	-	-
1935	Bill Schwartz	10	2	0	.833	-	-	-	-
1936	Bill Schwartz	15	2	0	.882	-	-	-	-
1937	Bill Schwartz	11	4	0	.733	-	-	-	-
1938	Bill Schwartz	6	3	0	.667	-	-	-	-
1939	Bill Schwartz	11	5	0	.688	-	-	-	-
1940	Bill Schwartz	8	2	0	.800	-	-	-	-
1941	Unavailable	8	10	0	.444	-	-	-	-
1942	Jim Scoggins	10	8	1	.553	-	-	-	-
1943	Unavailable	14	8	0	.636	-	-	-	-
1944	No team								
1945	No team								
1946	No team								
1947	Jim Scoggins	10	11	0	.476	2	5	0	.286
1948	Tommy Harrison	11	9	2	.523	7	8	1	.469
1949	Dave Scobey	8	11	1	.425	4	8	0	.333
1950	Dave Scobey	6	16	0	.273	4	13	0	.308
1951	Dave Scobey	0	18	1	.026	0	13	1	.036
1952	Bill Schwartz	4	16	0	.200	2	13	0	.133
1953	Woody Johnson	5	13	0	.278	3	11	0	.214
1954	Dave Scobey	11	9	1	.548	8	7	1	.531
1955	Dave Scobey	12	6	0	.667	10	4	0	.714
1956	Dave Scobey	6	15	0	.286	3	12	0	.200
1957	Dick Richardson	8	14	0	.364	3	13	0	.188

Year	Head Coach	Overall				Conference			
		W	L	T	Pct.	W	L	T	Pct.
1958	Dick Richardson	4	9	0	.308	2	6	0	.250
1959	Dick Richardson	5	15	0	.250	2	13	0	.133
1960	Harley Boss	8	13	0	.381	5	8	0	.385
1961	Dick Richardson	7	15	0	.318	2	11	0	.154
1962	Jerry Elliot	2	18	2	.119	0	16	2	.056
1963	Harley Boss	6	15	0	.400	4	13	0	.235
1964	Harley Boss	7	14	0	.333	4	12	0	.250
1965	George Archie	5	14	0	.263	1	11	0	.083
1966	George Archie	2	16	0	.111	1	12	0	.077
1967	George Archie	11	12	0	.478	8	9	0	.471
-- Scholarship Era Begins --									
1968	Larry Schmittou	7	15	0	.318	2	13	0	.133
1969	Larry Schmittou	21	18	0	.538	3	10	0	.231
1970	Larry Schmittou	24	16	0	.600	5	10	0	.333
1971	Larry Schmittou	33	19	0	.635	10	7	0	.588
1972	Larry Schmittou	35	15	0	.700	13	5	0	.722
1973	Larry Schmittou*#	36	16	0	.692	13	5	0	.722
1974	Larry Schmittou*#	37	22	0	.627	11	4	0	.733
1975	Larry Schmittou	30	39	0	.435	7	9	0	.438
1976	Larry Schmittou	27	23	0	.540	12	12	0	.500
1977	Larry Schmittou	25	25	1	.500	13	12	0	.520
1978	Larry Schmittou	31	17	0	.646	10	13	0	.435
1979	Roy Mewbourne	21	25	0	.457	8	14	0	.364
1980	Roy Mewbourne*#	34	21	1	.616	13	9	0	.591
1981	Roy Mewbourne	26	25	1	.504	9	12	1	.432
1982	Roy Mewbourne	28	17	2	.617	11	12	1	.479
1983	Roy Mewbourne	22	23	1	.489	6	15	0	.286
1984	Roy Mewbourne	28	17	0	.622	9	11	0	.450
1985	Roy Mewbourne	35	16	0	.686	10	13	0	.435
1986	Roy Mewbourne	25	29	0	.463	9	18	0	.333
1987	Roy Mewbourne	27	25	0	.519	7	20	0	.259
1988	Roy Mewbourne	30	23	0	.566	11	16	0	.407
1989	Roy Mewbourne	31	21	2	.593	11	15	1	.426
1990	Roy Mewbourne	28	30	0	.482	12	13	0	.480
1991	Roy Mewbourne	29	27	0	.518	9	19	0	.321
1992	Roy Mewbourne	29	24	1	.546	11	12	0	.478
1993	Roy Mewbourne	32	23	1	.580	11	15	1	.426
1994	Roy Mewbourne	28	30	0	.483	10	20	0	.333
1995	Roy Mewbourne	26	30	0	.464	8	19	0	.296
1996	Roy Mewbourne	29	25	0	.537	14	16	0	.467
1997	Roy Mewbourne	31	24	0	.564	14	16	0	.467
1998	Roy Mewbourne	25	28	0	.472	6	24	0	.200
1999	Roy Mewbourne	22	33	0	.400	8	22	0	.267
2000	Roy Mewbourne	21	33	0	.389	5	24	0	.172
2001	Roy Mewbourne	24	31	0	.436	9	21	0	.300
2002	Roy Mewbourne	24	27	0	.471	7	21	0	.250
2003	Tim Corbin	27	28	0	.491	14	16	0	.467
2004	Tim Corbin#	45	19	0	.703	16	14	0	.533
2005	Tim Corbin	34	21	0	.618	13	17	0	.433
2006	Tim Corbin#	38	27	0	.585	16	14	0	.533
2007	Tim Corbin@*#	54	13	0	.806	22	8	0	.733
2008	Tim Corbin#	41	22	0	.650	15	14	0	.517
2009	Tim Corbin#	37	27	0	.578	12	17	0	.414
2010	Tim Corbin#	46	20	0	.697	16	12	0	.571
2011	Tim Corbin@#!	54	12	0	.818	22	8	0	.733
2012	Tim Corbin#	35	28	0	.556	16	14	0	.533
2013	Tim Corbin@#	54	12	0	.818	26^	3	0	.897
2014	Tim Corbin\$#!	51	21	0	.708	17	13	0	.567
2015	Tim Corbin#!	51	21	0	.708	20	10	0	.667
2016	Tim Corbin#	43	19	0	.694	18	12	0	.600
2017	Tim Corbin#	36	25	1	.534	15	13	1	.588
2018	Tim Corbin#	37	25	0	.565	16	14	0	.533

\$ National Champion

@ SEC Regular Season Champion

* SEC Tournament Champion

NCAA Tournament Team

! College World Series Team

^ SEC Record



VANDERBILT VS. THE NATION



Team	First Meeting	Last Meeting	W-L-T
Alabama	1893 (L, 2-1)	2017 (T, 3-3)	62-95-3
Alabama-Birmingham	1980 (W, 9-1)	2001 (L, 6-1)	25-12-0
Alabama Christian	1984 (W, 14-1)	1984 (W, 11-6)	2-0-0
Amherst	1927 (W, 9-7)	1927 (W, 9-7)	1-0-0
Anderson	1991 (W, 15-6)	1991 (W, 15-6)	1-0-0
Arizona State	1973 (W, 6-4)	2008 (L, 18-6)	2-1-0
Arkansas	1970 (W, 9-6)	2017 (L, 7-1)	27-31-0
Arkansas State	2004 (W, 12-2)	2013 (W, 7-3)	2-0-0
Armstrong State	1990 (L, 10-1)	1992 (L, 9-3)	0-3-0
Auburn	1908 (W 9-6)	2018 (L, 14-0)	62-97-1
Aurora	1979 (W, 10-0)	1979 (W, 10-0)	1-0-0
Austin Peay	1938 (W, 12-2)	2018 (W, 19-6)	53-24-2
Ball State	2005 (W, 9-3)	2007 (W, 15-3)	6-1-0
Baylor	1999 (L, 10-4)	2005 (W, 7-4)	3-5-0
Bellarmine	1976 (L, 11-7)	1976 (W, 8-5)	1-1-0
Belmont	1962 (L, 11-4)	2018 (L, 8-5)	61-15-0
Berry	1969 (L, 5-0)	1969 (W, 6-4)	1-1-0
Bethal	1933 (W, 13-3)	1940 (W, 14-2)	4-1-0
Birmingham	1923 (W, 5-2)	1923 (W, 5-2)	1-0-0
Birmingham Southern	1922 (W, 6-4)	2001 (L, 7-3)	3-4-0
Boston College	1927 (L, 20-2)	2007 (W, 7-6)	3-1-0
Boston Red Sox	1921 (L, 9-0)	1921 (L, 9-0)	0-1-0
Bradley (also Bradley Tech)	1941 (W, 13-12)	2001 (W, 10-9)	3-2-0
Brown	1927 (W, 4-1)	2011 (W, 6-3)	7-0-0
Buffalo	2013 (W, 4-2)	2013 (W, 4-2)	1-0-0
Burke Comp.	1936 (W, 2-1)	1936 (W, 2-1)	1-0-0
Butler	1991 (W, 9-0)	2006 (W, 8-2)	8-0-0
California-Berkeley	2009 (L, 4-3)	2009 (L, 4-3)	0-1-0
California-Irvine	2014 (W, 6-4)	2014 (W, 6-4)	1-0-0
California-Los Angeles	2010 (L, 9-2)	2018 (W, 6-3)	2-1-0
California-Riverside	1973 (W, 7-3)	1973 (W, 7-3)	1-0-0
California State-Fullerton	2015 (W, 4-3)	2015 (W, 4-3)	1-0-0
California State-Northridge	2017 (L, 6-4)	2017 (W, 11-3)	1-2-0
Calvin	1969 (W, 16-7)	1971 (W, 13-0)	4-1-0
Campbell	2002 (W, 7-3)	2002 (W, 7-3)	1-0-0
Camp Benning	1921 (W, 5-3)	1923 (L, 6-1)	3-2-0
Central	1901 (W, 5-2)	1904 (W, 9-0)	12-1-1
Central Arkansas	2013 (W, 10-2)	2017 (W, 9-1)	4-0-0
Central Florida	1980 (W, 9-3)	2002 (L, 4-3 [11])	6-2-1
Central Kentucky	1911 (W, 3-2)	1911 (W, 17-2)	2-0-0
Central Michigan	1959 (W, 6-5)	2003 (W, 19-2)	2-1-0
Centre	1920 (W, 11-2)	1921 (L, 7-3)	4-1-0
Chaminade	1981 (L, 2-1)	1981 (W, 6-3)	1-1-0
Chattanooga	1969 (W, 4-0)	1982 (W, 9-0)	10-0-0
Chicago	1900 (3-18)	1959 (W, 9-3)	1-3-0
Chinese Univ.	1914 (W, 12-10)	1914 (L, 4-1)	1-1-0
Cincinnati	1898 (W, 15-5)	2004 (W, 11-2)	14-1-0
Citadel	1991 (W, 8-1)	2003 (W, 4-3)	2-1-0
Clemson	1986 (L, 12-2)	2018 (W, 19-6)	5-2-0
Columbus	1974 (W, 9-8)	1976 (L, 7-4)	2-2-0
Connecticut	2000 (W, 8-2)	2005 (W, 3-0)	3-0-0
Cornell	1899 (L, 12-11)	1906 (L, 8-1)	0-6-0
Cumberland	1891 (L, 10-9)	1989 (W, 6-5)	52-12-2
Creighton	2006 (L, 5-4)	2006 (L, 5-4)	0-1
Dartmouth	1927 (L, 7-6)	1927 (L, 7-6)	0-1-0
Davidson	1980 (L, 3-2)	1980 (W, 7-3)	2-1-0
Defiance	1926 (W, 10-0)	1926 (W, 10-0)	1-0-0
DePauw	1942 (W, 15-5)	1973 (W, 14-7)	3-0-0
Duke	2018 (W, 9-1)	2018 (W, 9-1)	2-1-0
East Carolina	1974 (W, 2-1)	1974 (W, 2-1)	1-0-0
Eastern Illinois	1995 (W, 3-2)	2016 (W, 9-1)	4-0-0
Eastern Kentucky	1992 (L, 4-1)	2018 (L, 6-5)	0-2-0

Team	First Meeting	Last Meeting	W-L-T
Eastern Michigan	1987 (W, 6-1)	1994 (L, 5-6)	2-1-0
East Tennessee State	1995 (W, 7-2)	2013 (W, 9-1)	4-0-0
Evansville	1949 (L, 12-9)	2018 (W, 6-1)	39-19-0
Faulkner	1987 (W, 11-10)	1989 (L, 7-6)	3-1-0
Fisk	1968 (W, 7-3)	1975 (W, 12-2)	10-0-0
Florida	1927 (L, 5-2)	2018 (L, 8-2)	74-140-1
Florida State	1972 (W, 11-1)	2010 (L, 7-6)	2-4-0
Georgetown (Ky.)	1909 (W, 15-6)	1909 (W, 8-7)	2-0-0
Georgia	1897 (W, 1-0)	2018 (W, 8-3)	116-119-0
Georgia Southern	1973 (W, 6-2)	1974 (L, 5-3)	1-2-0
Georgia Tech	1901 (W, 6-5)	2013 (W, 7-1)	26-41-1
Grand Valley	1980 (L, 6-5)	1980 (L, 5-6)	0-1-0
Harvard	1927 (L, 7-4)	1927 (L, 7-4)	0-1-0
Hawaii	1973 (W, 11-2)	1981 (L, 7-4)	2-18-0
Hawkins	1914 (W, 12-8)	1914 (W, 12-8)	1-0-0
Hillsdale	1958 (W, 8-6)	1958 (W, 8-6)	1-0-0
Hofstra	1993 (W, 6-1)	1993 (W, 6-1)	1-0-0
Holly Cross	1927 (L, 6-2)	1927 (L, 6-2)	0-1-0
Houston	1990 (L, 12-4)	2018 (W, 9-4)	1-2-0
Howard	1907 (W, 7-2)	1907 (W, 7-2)	1-0-0
Hume-Fogg	1918 (W, 3-2)	1918 (W, 5-1)	3-1-0
Illinois	1915 (L, 5-1)	2015 (W, 4-2)	3-1-0
Illinois-Chicago	1994 (L, 6-7)	2017 (L, 5-2)	22-6-0
Illinois State	1949 (L, 4-2)	2015 (W, 16-10)	8-3-0
Illinois State Normal	1937 (L, 6-5)	1937 (L, 6-5)	0-1-0
Illinois Wesleyan	1936 (L, 7-4)	1942 (L, 12-6)	2-2-0
Indiana	1905 (W, 7-2)	2015 (W, 6-4)	12-5-1
Indiana-PUI	1997 (W, 19-1)	1997 (W, 19-1)	1-0-0
Indiana State	1987 (L, 10-7)	2018 (W, 8-5)	5-3-0
Iowa	1975 (L, 6-0)	2008 (L, 6-3)	1-2-0
Jacksonville	1970 (L, 4-3)	2003 (W, 5-2 [11])	1-2-0
Jacksonville State	2005 (W, 14-5)	2005 (W, 14-5)	1-0-0
Kansas	2003 (L, 4-2)	2008 (W, 7-1)	1-2-0
Kent State	1996 (L, 12-8)	2010 (W, 7-1)	5-4-0
Kentucky	1905 (W, 7-2)	2018 (W, 9-6)	145-147-5
Kentucky State	1905 (W, 7-2)	1905 (W, 8-4)	3-0-0
Kenyon	1970 (W, 16-3)	1070 (W, 7-1)	2-0-0
Lambuth	1933 (W, 15-2)	1939 (W, 15-10)	14-0-0
LaSalle	1984 (W, 16-7)	1984 (W, 16-7)	1-0-0
Lewis	1978 (W, 4-3)	1978 (W, 3-1)	2-0-0
Lewis & Clark	1979 (W, 5-4)	1979 (W, 5-4)	1-0-0
Lipscomb	1936 (W, 8-2)	2018 (L, 5-1)	55-23-0
Long Beach State	2013 (W, 10-4)	2018 (L, 4-3)	5-2-0
Louisiana	2018 (L, 3-0)	2018 (L, 3-0)	0-1-0
Louisiana Tech	2012 (L, 9-3)	2012 (L, 9-3)	0-1-0
Louisville	1971 (W, 2-0)	2018 (L, 8-4)	24-10-0
LSU	1954 (W, 5-3)	2018 (W, 1-0)	43-58-0
Manhattan	1927 (W, 4-2)	1927 (W, 4-2)	1-0-0
Marshall	1995 (W, 7-4)	1995 (W, 7-4)	1-0-0
Massachusetts	1973 (L, 2-0)	1973 (L, 2-0)	0-1-0
Maryland	2004 (W, 8-0)	2004 (W, 8-0)	1-0-0
Maryville	1932 (W, 12-9)	1932 (W, 9-5)	3-0-0
Memphis	1936 (W, 13-5)	2014 (W, 2-1)	17-14-0
Memphis CBC	1970 (W, 9-2)	1971 (W, 6-2)	4-0-0
Mercer	1901 (L, 6-4)	1923 (W, 9-8)	12-9-0
Miami	1973 (L, 6-5)	1974 (L, 7-1)	0-2-0
Miami (Ohio)	1950 (L, 7-5)	2008 (W, 4-3)	5-6-0
Michigan	1906 (W, 3-1)	2007 (L, 4-3)	19-21-0
Michigan State	1929 (W, 7-2)	2003 (W, 5-4)	1-3-0
Middle Tennessee	1926 (W, 6-4)	2018 (W, 21-4)	98-47
Middle Tennessee Normal	1915 (L, 7-5)	1922 (W 6-0)	5-1-0
Milligan	1908 (W, 5-2)	1908 (T, 2-2)	2-0-1

VANDERBILT VS. THE NATION



Team	First Meeting	Last Meeting	W-L-T
Minnesota	1924 (L, 6-3)	1924 (L, 6-3)	0-1-0
Mississippi (Ole Miss)	1900 (W, 6-5)	2018 (W, 8-7)	59-69-2
Mississippi A&M	1913 (W, 11-10)	1924 (L, 6-2)	8-13-2
Mississippi College	1920 (L, 8-1)	1920 (L, 4-3)	0-2-0
Mississippi State	1913 (W, 11-10)	2018 (L, 10-6)	49-71-2
Missouri	2013 (W, 11-5)	2018 (W, 6-2)	17-3-0
Monmouth	2013 (W, 5-1)	2013 (W, 13-1)	3-0-0
Montevello	1983 (L, 6-4)	1983 (L, 6-4)	0-1-0
Morehead State	1993 (L, 6-5)	2016 (W, 6-0)	6-2-0
Murfreesboro Teach.	1928 (W, 5-1)	1939 (L, 7-6)	2-2-0
Murray State	1949 (W, 12-6)	2006 (W, 7-1)	18-10-0
New Orleans	1980 (L, 8-2)	1980 (L, 8-2)	0-1-0
New York Tech	1990 (W, 11-2)	1990 (W, 11-2)	1-0-0
Niagara	2010 (W, 9-0)	2010 (W, 21-3)	3-0-0
North Carolina	2011 (W, 7-3)	2011 (W, 5-1)	2-0-0
North Carolina-Wilmington	2012 (W, 8-2)	2012 (W, 8-2)	1-0-0
North Carolina State	1973 (W, 4-2)	2012 (L, 9-7)	2-2-0
Northwestern	1999 (L, 7-6)	1999 (L, 7-6)	0-1-0
Northern Florida	1995 (L, 2-0)	1995 (L, 2-0)	0-1-0
Northern Illinois	1973 (W, 2-1)	2016 (W, 9-2)	2-0-0
Nashville	1912 (L, 9-0)	1926 (W, 9-6)	1-4-0
Nashville Terminals	1942 (W, 7-6)	1942 (W, 7-6)	1-0-0
Nashville Vols.	1937 (L, 14-4)	1939 (L, 15-1)	0-2-0
Notre Dame	1923 (L, 3-1)	2003 (L, 3-1 [10])	2-4-0
Oakland	2005 (W, 8-3)	2012 (W, 11-4)	2-0-0
Oglethorpe	1918 (L, 1-0)	1969 (L, 9-1)	2-4-0
Ohio	1975 (L, 2-7)	2010 (W, 5-1)	9-3-0
Ohio State	1922 (W, 16-15)	1975 (L, 9-3)	2-2-0
Oklahoma	1978 (W, 8-7)	2008 (L, 11-10)	2-2-0
Oklahoma State	2010 (W, 7-6)	2010 (W, 7-6)	1-0-0
Old Dominion	2003 (L, 2-0)	2003 (L, 2-0)	0-1-0
Oregon	2012 (L, 4-2)	2014 (W, 3-2)	4-4-0
Oregon State	2008 (W, 8-1)	2017 (L, 9-2)	3-2-0
Pennsylvania	1898 (L, 10-0)	1898 (L, 7-3)	0-2-0
Pittsburgh	2006 (W, 2-1)	2007 (W, 4-3)	2-0-0
Penn State	1987 (W, 5-4)	1987 (W, 5-4)	1-0-0
Presbyterian	2013 (W, 5-2)	2018 (W, 15-2)	3-0-0
Princeton	1921 (L, 3-2)	2004 (W, 11-1)	1-2-0
Providence	1927 (W, 6-5)	1975 (L, 2-0)	2-1-0
Purdue	1947 (L, 10-3)	2011 (W, 9-0)	10-4-1
Quinnipiac	2015 (W, 9-2)	2015 (W, 8-0)	2-0-0
Radford	2015 (W, 21-0)	2016 (W, 21-0)	3-0-0
Rhode Island	2012 (W, 9-4)	2012 (W, 8-0)	3-0-0
Rice	1990 (L, 4-3)	2007 (W, 7-3)	1-2-0
Rockhurst	1999 (L, 8-5)	1999 (L, 8-5)	0-1-0
Rollins	1976 (L, 10-5)	1993 (W, 10-4)	3-5-0
Rutgers	2003 (W, 3-2 [12])	2003 (W, 3-2 [12])	1-0-0
St Bonaventure	1994 (W, 14-1)	1994 (W, 14-1)	1-0-0
St. John's	2001 (W, 7-2)	2018 (W, 2-0)	3-0-0
St Joseph's	1984 (W, 17-4)	1994 (W, 7-4)	6-0-0
St Mary's	1978 (W, 6-3)	2017 (W, 9-1)	4-0-0
Sam Houston State	2018 (L, 7-6)	2018 (L, 7-6)	0-1-0
Samford	1983 (W, 18-0)	2004 (W, 8-0)	14-8-0
San Diego	2006 (L, 10-0)	2017 (W, 11-1)	9-4-0
Santa Clara	2015 (W, 6-5 [10])	2015 (W, 6-5 [10])	2-1-0
Sewanee	1886 (W, 10-2)	1969 (L, 5-2)	69-35-3
Seton Hall	1982 (W, 7-5)	1982 (W, 7-5)	1-0-0
Siena	2012 (W, 12-2)	2012 (W, 11-4)	2-0-0
South Alabama	1972 (L, 5-2)	2009 (W, 7-4)	4-5-0
SC Spartanburg	1987 (W, 14-3)	1987 (W, 14-3)	1-0-0
Southeast Missouri State	2008 (L, 12-8)	2014 (W, 10-4)	1-1-0
SE Oklahoma	1978 (W, 6-5)	1978 (W, 6-5)	1-0-0

Team	First Meeting	Last Meeting	W-L-T
South Carolina	1992 (L, 21-1)	2017 (L, 10-9)	33-58-0
Southeastern Louisiana	2017 (W, 9-6)	2017 (W, 4-2)	2-0-0
Southern California	1973 (W, 5-4)	2015 (L, 6-5)	3-1-0
Southern Illinois	1972 (W, 2-1)	2004 (W, 15-0)	3-2-0
Southern Illinois-Edwardsville	1974 (L, 5-2)	1974 (W, 10-4)	1-1-0
South Kentucky College	1908 (W, 6-3)	1908 (W, 15-6)	2-1-0
Southern Mississippi	1985 (L, 14-12)	1986 (L, 2-1)	1-3-0
Stanford	1973 (L, 6-0)	2016 (W, 5-2)	10-9-0
Stony Brook	2008 (W, 9-4)	2008 (W, 9-4)	1-0-0
S.W.B.U.	1904 (W, 9-6)	1904 (W, 2-1)	2-1-0
S.W.P.U.	1900 (W, 20-8)	1921 (W, 13-4)	21-6-1
Temple	2002 (W, 10-6)	2002 (W, 10-6)	1-0-0
Tennessee	1897 (W, 10-4)	2018 (L, 8-7)	156-175-2
Tennessee-Chattanooga	1909 (W, 19-1)	1980 (W, 7-3)	9-0-0
Tennessee-Martin	1995 (L, 11-9)	2017 (W, 11-0)	13-1-0
Tennessee State	1978 (W, 19-6)	1993 (W, 5-2)	15-1-1
Tennessee Tech	1928 (L, 3-2)	2018 (L, 6-4)	45-23-0
Tennessee Temple	1987 (W, 14-1)	1987 (W, 14-1)	1-0-0
Tenn. Wesleyan	1986 (W, 12-5)	1986 (W, 12-5)	1-0-0
Texas	1900 (L, 3-2)	2014 (W, 4-3 [10])	7-7-0
Texas A&M	2013 (L, 5-0)	2018 (L, 3-1)	7-9-0
Texas Christian	2015 (L, 4-2)	2018 (W, 7-4)	3-1-0
TPI	1942 (L, 7-4)	1942 (L, 7-4)	0-1-0
Trevecca	1977 (W, 8-7)	2003 (W, 4-0)	15-2-0
Troy/Troy State	1939 (W, 4-2)	2011 (W, 10-2)	7-0-0
Tulane	1953 (L, 14-2)	1957 (L, 10-5)	3-7-0
Union	1971 (L, 8-7)	1979 (W, 17-2)	7-2-0
Univ. of Nashville	1893 (W, 5-1)	1906 (W, 18-5)	13-1-0
UMass-Lowell	2018 (W, 15-0)	2018 (W, 9-2)	3-0-0
US Navy Base	1939 (W, 12-8)	1939 (W, 12-8)	1-0-0
Valdosta State	1961 (W, 5-4)	1974 (W, 8-4)	5-1-0
Valparaiso	1998 (W, 16-7)	2000 (W, 12-1)	2-0-0
Vermont	2009 (W, 14-1)	2009 (W, 14-1)	3-0-0
Villanova	1985 (L, 5-3)	1985 (L, 5-3)	0-1-0
Virginia	1892 (W, 5-4)	2015 (L, 4-2)	5-3-0
Virginia Military Institute	1983 (W, 6-4)	2005 (W, 5-2)	3-0-0
Virginia Tech	1978 (L, 17-9)	1978 (L, 17-9)	0-1-0
Wake Forest	1991 (W, 7-6)	1999 (L, 3-2)	1-1-0
Washington and Lee	1892 (L, 0-11)	1921 (W, 13-4)	2-1-0
Washington State	1973 (L, 6-2)	1973 (L, 6-2)	0-1-0
Washington	2016 (L, 9-8)	2016 (L, 9-8)	0-1-0
Washington University	1904 (W, 14-3)	1904 (W, 14-3)	1-0-0
Western Carolina	2008 (W, 5-3)	2008 (W, 11-4)	2-0-0
Western Illinois	1947 (W, 4-0)	1947 (W, 4-0)	1-0-0
Western Kentucky	1913 (L, 2-0)	2018 (W, 3-2)	67-31-2
Western Kentucky Norm.	1926 (W, 6-3)	1926 (W, 6-3)	1-0-0
Western Kentucky Teach.	1936 (L, 8-1)	1941 (W, 7-4)	3-4-0
Western Michigan	1970 (W, 6-5)	1970 (W, 5-3)	2-0-0
West Tennessee Teach.	1933 (W, 4-0)	1935 (W, 15-10)	7-2-0
West Virginia	1970 (L, 3-2)	2002 (W, 10-5)	5-4-0
William Carey	1986 (W, 6-4)	1986 (W, 6-4)	1-0-0
Winthrop	2014 (W, 9-1)	2014 (W, 4-1)	3-0
Wisconsin	1929 (W, N/A)	1931 (L, 6-4)	1-4-0
Wisconsin-Eau Claire	1979 (W, 11-4)	1983 (W, 9-8)	5-0-0
Wisconsin-Super	1975 (W, 18-1)	1975 (W, 6-4)	3-0-0
Wittenberg	1960 (W, 13-12)	1964 (L, 7-3)	2-1-0
Wofford	2010 (W, 7-2)	2015 (W, 5-3)	5-0-0
Wright State	2009 (W, 12-3)	2010 (W, 18-2)	2-0-0
Xavier	1995 (L, 22-8)	2016 (L, 15-1)	8-3-0
Yale	1927 (L, 2-0)	2000 (W, 22-5)	2-1-0

2019 opponents in bold



YEARLY RESULTS

1886 (1-1)

Coach: Unavailable

Sewanee	W	10-2
Sewanee	L	3-11

1887 (1-0)

Coach: Unavailable

Sewanee	W	21-2
---------	---	------

1888 (2-0)

Coach: Unavailable

Tennessee	W	9-6
Tennessee	W	9-1

1889 (1-1)

Coach: Unavailable

Sewanee	L	7-8
Sewanee	W	8-1

1890

No Records Available

1891 (0-3)

Coach: Unavailable

Cumberland	L	9-10
Cumberland	L	3-10
Cumberland	L	5-7

1892 (5-4)

Coach: Unavailable

Tennessee	W	17-9
Tennessee	L	6-9
Cumberland	L	6-11
Cumberland	W	11-0
Cumberland	W	5-2
Cumberland	L	5-9
Cumberland	W	4-2
Wash. and Lee	L	0-11

1893 (5-3-2)

Coach: Unavailable

Sewanee	L	0-1
Sewanee	W	3-1
Sewanee	L	8-12
Cumberland	W	4-0
Cumberland	T	6-6
Univ. of Nashville	W	5-1
Alabama	L	1-2
Alabama	T	2-2
Alabama	W	10-5
Alabama	W	4-1

1894 (4-4)

Coach: Unavailable

Sewanee	L	1-7
Tennessee	L	3-4
Tennessee	W	6-5
Cumberland	W	23-4
Cumberland	W	14-7
Alabama	W	12-1
Alabama	L	9-10
Alabama	L	3-21

1895 (3-0)

Coach: Unavailable

Sewanee	W	12-8
Sewanee	W	6-5
Cumberland	W	8-7

1896 (7-2-1)

Coach: Unavailable

Sewanee	W	4-3
Sewanee	W	8-4
Sewanee	W	5-4
Sewanee	W	8-5
Sewanee	L	5-13
Tennessee	W	4-3
Tennessee	W	13-4
Tennessee	L	7-9
Cumberland	T	12-12
Cumberland	W	16-6

1897 (8-4)

Coach: Unavailable

Sewanee	L	2-4
Sewanee	L	2-9
Sewanee	W	14-4
Sewanee	L	2-3
Sewanee	W	16-12
Tennessee	W	10-4
Tennessee	W	15-7
Cumberland	W	17-2
Cumberland	W	12-5
Georgia	W	1-0
Georgia	L	4-12
Georgia	W	3-1

1898 (8-2-1)

Coach: Unavailable

Sewanee	T	5-5
Sewanee	W	4-1
Sewanee	W	10-5
Univ. of Nashville	W	6-3
Georgia	W	13-1
Georgia	W	3-0
Georgia	W	4-0
Pennsylvania	L	0-10
Pennsylvania	L	3-7
Cincinnati	W	15-5
Cincinnati	W	8-0

1899 (5-4)

Coach: Unavailable

Tennessee	W	20-0
Tennessee	W	7-6
Cumberland	W	15-8
Univ. of Nashville	W	17-5
Univ. of Nashville	W	14-3
Georgia	L	0-3
Georgia	L	6-7
Georgia	L	9-10
Cornell	L	11-12

1900 (8-7)

Coach: Unavailable

Sewanee	W	8-7
Sewanee	W	5-2
Sewanee	L	2-11
Sewanee	W	8-7
Tennessee	L	2-5
Tennessee	L	4-10
Tennessee	W	10-1
Cumberland	W	13-2
Univ. of Chicago	L	3-18
Univ. of Chicago	L	7-22
Univ. of Chicago	L	8-11
Mississippi	W	6-5
S.W.P.U.	W	20-8
Texas	L	2-3
Texas	W	14-4



1893 Vanderbilt Baseball

1901 (9-3)

Coach: Unavailable

Sewanee	W	8-2
Sewanee	W	15-7
Sewanee	W	7-6
Cumberland	W	25-0
Alabama	L	10-11
Alabama	W	11-3
Alabama	W	11-7
Mercer	L	4-6
Georgia Tech	W	6-5
Georgia Tech	L	2-7
Central	W	5-2
Central	W	10-0

1902 (11-6-1)

Coach: Unavailable

Sewanee	W	31-3
Sewanee	L	4-8
Sewanee	W	21-1
Sewanee	L	3-8
Sewanee	L	4-8
Tennessee	W	12-5
Tennessee	W	11-10
Tennessee	W	9-8
Tennessee	W	13-2
Tennessee	L	2-7
Univ. of Nashville	W	12-4
Univ. of Nashville	W	30-2
S.W.P.U.	L	8-9
S.W.P.U.	L	2-5
S.W.P.U.	W	17-0
Central	T	10-10
Central	W	14-0
Central	W	5-2

1903 (15-2)

Coach: Unavailable

Sewanee	W	9-1
Sewanee	L	7-10
Sewanee	W	18-5
Sewanee	W	14-2
Cumberland	W	18-9
Cumberland	W	10-2
Georgia	W	12-11
S.W.P.U.	W	15-6
S.W.P.U.	W	17-0
Texas	W	17-8
Texas	L	2-6
Texas	W	8-5
Georgia Tech	W	7-2
Georgia Tech	W	4-2
Central	W	8-3
Central	W	8-5
Central	W	17-7

1904 (19-6)

Coach: T.W. Davis

Sewanee	W	1-0
Sewanee	W	6-2
Sewanee	W	4-0
Sewanee	W	16-2
Cumberland	W	6-0
Cumberland	L	3-4
Univ. of Nashville	W	5-1
Univ. of Nashville	W	5-4
Univ. of Nashville	L	3-7
Alabama	L	4-7
Alabama	W	12-4
Alabama	W	8-3
S.W.P.U.	W	5-2
S.W.P.U.	W	1-0
S.W.P.U.	W	14-5
Georgia Tech	W	3-1
Georgia Tech	L	1-3
Georgia Tech	W	5-2
Central	W	6-1
Central	L	1-3
Central	W	9-0
S.W.B.U.	W	9-6
S.W.B.U.	L	1-3
S.W.B.U.	W	2-1
Washington U.	W	14-3

YEARLY RESULTS



1905 (22-5)

Coach: Unavailable

Sewanee	L	2-5
Sewanee	L	2-4
Sewanee	W	7-2
Sewanee	W	4-3
Sewanee	W	6-0
Tennessee	W	5-4
Tennessee	W	7-6
Univ. of Nashville	W	15-13
Univ. of Nashville	W	12-2
Univ. of Nashville	W	18-5
Alabama	W	7-1
Alabama	W	6-2
Alabama	W	6-3
Cincinnati	W	4-0
Cincinnati	W	13-4
Cornell	L	6-10
Cornell	L	0-3
Texas	L	2-3
Texas	W	6-2
Central	W	7-0
Central	W	8-4
Central	W	3-1
Kentucky St.	W	7-2
Kentucky St.	W	8-6
Kentucky St.	W	8-4
Indiana	W	7-2
Indiana	W	4-0

1906 (11-10)

Coach: Unavailable

Sewanee	W	8-7
Sewanee	W	4-0
Sewanee	L	1-2
Sewanee	L	2-7
Tennessee	L	5-6
Tennessee	W	7-1
Tennessee	W	6-2
Univ. of Nashville	W	8-6
Univ. of Nashville	W	10-2
Alabama	W	8-0
Alabama	W	10-4

Alabama	W	9-3
Cornell	L	4-5
Cornell	L	2-3
Cornell	L	1-8
Georgia Tech	L	1-5
Georgia Tech	L	1-2
Georgia Tech	L	4-5
Michigan	W	3-1
Michigan	L	2-4
Michigan	W	6-5

1907 (15-5)

Coach: Unavailable

Sewanee	W	3-1
Sewanee	W	6-4
Sewanee	W	3-1
Sewanee	W	6-4
Sewanee	W	4-2
Cumberland	W	14-2
Cumberland	W	6-4
Cumberland	W	4-2
Alabama	L	1-4
Alabama	L	4-7
S.W.P.U.	W	4-2
S.W.P.U.	L	4-5
S.W.P.U.	W	10-1
Texas	W	11-0
Texas	L	3-5
Texas	W	5-3
Georgia Tech	W	6-0
Georgia Tech	W	6-5
Georgia Tech	L	2-3
Howard	W	7-2

1908 (11-9-2)

Coach: Grantland Rice

Sewanee	L	7-17
Sewanee	W	5-4
Sewanee	W	5-4
Sewanee	W	4-2
Tennessee	W	5-3
Tennessee	L	2-5
Defiance	W	10-0

Indiana	W	6-0
Indiana	W	9-1
Indiana	W	15-6
Nashville	L	6-7
Michigan	L	6-9
Michigan	L	0-7
Auburn	W	9-6
Auburn	L	4-8
Georgia	L	3-5
Georgia	L	4-16
Georgia Tech	L	3-13
Georgia Tech	L	6-10
Kentucky	W	9-6
Kentucky	W	9-7
Tennessee	L	2-3
Tennessee	W	6-5
Miss A&M	W	3-2
Miss A&M	L	4-5
MTSU Teach.	W	6-4
MTSU Teach.	W	2-1
Alabama	L	0-12
Alabama	L	3-4
W. Kent. Norm.	W	6-3

1927 (11-12)

Coach: Bill Schwartz

Lions of Nashville	W	9-7
Georgia	W	8-2
Georgia	L	1-9
Florida	L	3-5
Georgia Tech	W	7-3
Georgia Tech	L	3-10
Auburn	L	0-4
Auburn	L	4-6
Auburn	W	2-1
Tennessee	W	9-5
Tennessee	W	13-3
Miss A&M	W	5-4
Miss A&M	L	1-2
Boston Coll.	L	2-20
Harvard	L	4-7
Holy Cross	L	2-6
Princeton	L	7-11
Yale	L	0-2
Manhattan	W	4-2
Brown	W	4-1
Providence	W	6-5
Amherst	W	9-7
Dartmouth	L	6-7

1928 (7-6)

Coach: Bill Schwartz

Michigan	L	1-10
Michigan	W	4-3
Notre Dame	L	2-4
Cumberland	W	9-0
M'boro Teach.	W	1-5
Kentucky	W	6-4
Georgia Tech	L	3-8
Georgia Tech	L	8-10
Tennessee	W	9-1
Tennessee	W	17-4
MTSU Teach.	L	10-11
Tenn Tech	L	2-3
Tenn Tech	W	5-3

1929 (17-5)

Coach: Bill Schwartz

Michigan State	W	7-2
Michigan State	W	12-1
Michigan	W	
Wisconsin	W	
Wisconsin	L	3-8
Georgia Tech	W	

Kentucky		
Kentucky		
Alabama	L	1-3
Alabama	T	3-3
Auburn	W	8-6
Auburn	L	6-7
Georgia Tech	W	3-0
Georgia Tech	W	6-1
Virginia		
Tennessee	W	5-1
Tennessee	W	8-1

1930 (9-7)

Coach: Bill Schwartz

Mich St.	W	5-4
Wisconsin	L	5-6
Wisconsin	L	6-9
Michigan	L	7-8
Kentucky	L	
Kentucky	W	13-5
Alabama	L	2-8
Alabama	L	2-8
Georgia Tech	L	5-10
Georgia Tech	W	6-1
Tennessee	W	14-2
Auburn	W	
Auburn	W	
Tenn Tech	W	11-10
MTSU Teach.	W	1-0

1931 (7-7)


Coach: Bill Schwartz

Michigan	L	2-3
Michigan	W	5-2
Wisconsin	L	4-6
MICHIGAN	L	4-5
Ole Miss	W	6-3
Ole Miss	W	10-3
KENTUCKY	W	8-7
KENTUCKY	L	1-2
Kentucky	W	6-5
Kentucky	L	7-14
Auburn	L	1-19
Auburn	L	1-3
Tenn Tech	W	12-4
Tenn Tech	W	5-2

1932 (16-4)

Coach: Bill Schwartz

Michigan State	W	2-1
Michigan State	L	2-4
Tenn Tech	W	16-3
Maryville	W	12-9
Bethel	L	2-3
Bethel	W	16-6
Birm. So.	W	14-1
W. Ky. Teach.	W	6-5
W. Ky. Teach.	W	7-6
Ole Miss	W	9-7
Ole Miss	W	2-1
Maryville	W	18-5
Maryville	W	9-5
W. Ky. Teach.	L	6-7
W. Ky. Teach.	W	5-2
Miss A&M	L	1-3
Miss A&M	W	6-3
Tenn Tech	W	4-0
Tenn Tech	W	5-4
Cumberland	W	12-8



Famed sportswriter Grantland Rice played baseball for the Commodores from 1900-01 then served as head coach in 1908.



YEARLY RESULTS

1933 (9-1)

Coach: Unavailable

W. Tenn. Teach.	W.	4-0
Bethel	W.	13-3
Bethel	L.	4-5
Cumberland	W.	5-3
W. Tenn. Teach.	W.	6-5
W. Tenn. Teach.	W.	3-2
Bethel	W.	8-7
Bethel	W.	5-3
Lambuth	W.	15-2
Tenn Tech	W.	5-4

1934 (5-6)

Coach: Bill Schwartz

Georgia Tech	L.	7-9
Georgia Tech	L.	3-5
Cumberland	L.	1-3
W. Tenn. Teach.	W.	11-3
W. Tenn. Teach.	W.	7-4
Cumberland	W.	9-7
Lambuth	W.	3-1
W. Tenn. Teach.	L.	7-9
W. Tenn. Teach.	L.	4-8
Georgia Tech	L.	2-3
Georgia Tech	W.	6-5

1935 (10-2)

Coach: Bill Schwartz

Results Not Available

1936 (15-2)

Coach: Bill Schwartz

Burke Comp.	W.	2-1
Cumberland	W.	7-4
Ill. Wesleyan	L.	4-7
Cincinnati	W.	7-6
Lipscomb	W.	8-2
W. Ky. Teach.	L.	1-8
W. Tenn. Teach.	W.	11-3
W. Tenn. Teach.	W.	15-10
Lambuth	W.	9-0
Lambuth	W.	11-3
Memphis	W.	13-5
Memphis	W.	11-5
Lambuth	W.	10-0
Lambuth	W.	26-9
Tenn Tech	W.	15-14

1937 (11-4)

Coach: Bill Schwartz

Ill. State Normal	L.	5-6
Nashville Vols	L.	4-15
Lambuth	W.	8-7
Lambuth	W.	7-2
Cumberland	W.	11-5
Tenn Tech	W.	9-7
Cumberland	W.	16-6
W. Ky. Teach.	L.	7-8
W. Ky. Teach.	W.	6-2
Florida	L.	4-5
Florida	W.	4-2
Lambuth	W.	26-1
Lambuth	W.	15-10
W. Kentucky	W.	3-2
Tenn Tech	W.	7-2

1938 (6-3)

Coach: Bill Schwartz

Austin Peay	W.	12-2
Georgia Tech	L.	2-7
Georgia Tech	L.	0-4
M'boro Teach.	W.	9-4
Tenn Tech	W.	15-3
Georgia Tech	W.	8-3
W. Kentucky	W.	13-9
M'boro Teach.	L.	6-7
Tenn Tech	W.	12-8

1939 (11-5)

Coach: Bill Schwartz

Ill. Wesleyan	W.	10-5
US Navy Base	W.	12-8
Troy St Teach	W.	4-2
Nashville Vols	L.	1-15
Lambuth	W.	8-7
Lambuth	W.	7-2
Cumberland	W.	16-6
Tenn Tech	W.	9-7
Cumberland	W.	16-6
W. Ky. Teach.	L.	7-8
W. Ky. Teach.	W.	6-2
Florida	W.	5-4
Florida	W.	4-2
Lambuth	W.	26-1
Lambuth	W.	15-10
W. Kentucky	W.	13-9
M'boro Teach	L.	6-7
Tenn Tech	W.	12-8

1940 (8-2)

Coach: Bill Schwartz

Georgia Tech	L.	0-6
Georgia Tech	L.	5-7
Bethel	W.	14-2
Kentucky	W	
Kentucky	W	
Kentucky	W	
Georgia Tech	W	
Georgia Tech	W	
Unavailable	W	
Unavailable	W	

1941 (8-10)

Coach: Unavailable

W. Ky. Teach.	L.	12-16
Michigan State	W.	11-10
Ill. Wesleyan	L.	2-8
Georgia Tech	L.	7-8
Georgia Tech	L.	4-11
Bradley Tech	W.	13-12
Kentucky	W.	9-3
Kentucky	L.	10-13
MTSU Teach.	W.	9-2
Georgia Tech	L.	5-7
Georgia Tech	W.	7-4
Tenn Tech	L.	14-15
W. Ky. Teach.	W.	7-4
Tenn Tech	W.	7-6
Kentucky	L.	2-5
Kentucky	L.	8-6
MTSU Teach.	L.	6-13

1942 (10-8-1)

Coach: James A. Scoggins

Ill. Wesleyan	L.	6-12
DePauw	W.	15-5
Kentucky	L.	6-9
Kentucky	W.	2-1
Georgia Tech	L.	1-7
Georgia Tech	L.	3-5
Murf. Teachers	L.	3-5
Georgia Tech	L.	4-7
Georgia Tech	W.	10-5
Tennessee	W.	13-9
Tennessee	T.	5-5
T.P.I.	L.	4-7
Kentucky	W.	20-8
Kentucky	W.	5-4
Murf. Teachers	W.	8-4
Tennessee	W.	5-1
Tennessee	L.	4-11
Lipscomb	W.	15-2
Nash. Terminals	W.	7-6

1943 (14-8)

Coach: Unavailable

Georgia Tech		
Georgia Tech		
Georgia Tech		
Kentucky		
Kentucky		
Kentucky		
LSU(Away)	L.	1-3
LSU(Away)	W.	2-0
KENTUCKY	W.	9-3
KENTUCKY	W.	8-4
MISSISSIPPI	L.	1-10
MISSISSIPPI	L.	1-15
MISSISSIPPI	L.	3-15
Alabama	L.	3-1
Alabama	L.	3-1
MTSU (Home)	L.	6-4

1944

Did Not Compete

1945

Did Not Compete

1946

Did Not Compete

1947 (10-11, 2-5)

Coach: James A. Scoggins

Bradley	L.	6-15
Western Kentucky	W.	3-2
Purdue	L.	3-10
Tennessee	L.	8-10
Tennessee	W.	6-2
Western Illinois	W.	4-0
Eagles (Nashville)	W.	8-5
Tennessee Tech	W.	16-2
Kentucky	L.	3-5
MTSU	L.	3-6
Georgia Tech	W.	10-8
Georgia Tech	L.	5-6
Tennessee	L.	6-9
Tennessee	W.	7-0
Tennessee Tech	W.	7-4
Kentucky	L.	0-8
Kentucky	L.	5-0
Western Kentucky	L.	2-4
Georgia Tech	L.	5-8
Georgia Tech	W.	10-5

1948 (11-9-2, 7-8-1)

Coach: Tommy Harrison

N. ILLINOIS	W.	4-2
N. ILLINOIS	W.	5-4
Georgia Tech	L.	6-8
Georgia Tech	L.	6-8
PURDUE	T.	5-5
TENNESSEE	T.	4-4
TENNESSEE	W.	6-2
Kentucky	W.	5-1
Kentucky	W.	12-6
GEORGIA	L.	4-8
GEORGIA	W.	8-6
MONSANTO	W.	9-4
KENTUCKY	W.	10-9
KENTUCKY	L.	0-7
MTSU (Home)	W.	5-4
Tennessee	W.	4-3
Tennessee	W.	5-1
Auburn	L.	1-4
Auburn	L.	7-9
MTSU (Away)	L.	1-6
AUBURN	L.	3-7
AUBURN	L.	0-13

1949 (8-11-1, 4-8)

Coach: Dave Scobey

Chicago	W.	3-0
ILLINOIS STATE	L.	2-4
ILLINOIS STATE	W.	9-0
Georgia	L.	6-10
Georgia	W.	4-3
Tennessee	L.	6-18
Tennessee	L.	3-4
KENTUCKY	L.	2-4
KENTUCKY	L.	8-10
Western Kentucky	T.	6-6
Kentucky	L.	2-7
Kentucky	L.	7-11
Auburn	W.	6-1
Auburn	L.	2-3
EVANSVILLE	L.	9-12
TENNESSEE	W.	6-2
TENNESSEE	W.	6-2
MURRAY STATE	W.	12-6
MTSU (Away)	W.	6-3
Tennessee Tech	L.	6-10

1950 (6-16, 4-13)

Coach: Dave Scobey

MIAMI (Ohio)	L.	5-7
Georgia Tech	W.	5-3
Georgia Tech	L.	9-13
MTSU (Home)	L.	1-12
TENNESSEE	W.	11-5
TENNESSEE	W.	8-7
MILLIKIN	L.	5-12
KENTUCKY	L.	6-14
KENTUCKY	L.	1-2
GEORGIA TECH	L.	3-22
GEORGIA TECH	W.	11-3
GEORGIA	L.	7-23
GEORGIA	L.	4-8
Tennessee	L.	2-11
Tennessee	L.	4-10
Kentucky	L.	7-8
MTSU (Away)	W.	22-2
Evansville	W.	6-5
AUBURN	L.	4-6
AUBURN	L.	3-12
Auburn	L.	4-9
Auburn	L.	4-12

YEARLY RESULTS



1951 (0-18-1, 0-13-1)

Coach: Dave Scobey

ILLINOIS STATE	L	9-13
KENTUCKY	T	10-10
KENTUCKY	L	13-15
Kentucky	L	5-17
MTSU (Home)	L	5-13
Tennessee	L	0-17
Georgia Tech	L	11-14
Georgia Tech	L	8-22
MISSISSIPPI STATE	L	2-4
MISSISSIPPI STATE	L	3-10
TENNESSEE	L	2-20
TENNESSEE	L	6-7
Alabama	L	0-5
Alabama	L	4-7
ALABAMA	L	2-17
ALABAMA	L	7-20
MTSU(Away)	L	13-14
Murray State	L	6-21

1952 (4-16, 2-13)

Coach: Bill Schwartz

MIAMI (Ohio)	L	1-8
TENNESSEE	L	1-6
TENNESSEE	W	6-4
Kentucky	L	8-11
Kentucky	L	6-8
MTSU (Away)	L	3-4
Tennessee Tech	W	16-10
GEORGIA TECH	L	4-14
GEORGIA TECH	W	12-8
KENTUCKY	L	7-8
Tennessee	L	7-10
Tennessee	L	2-9
ALABAMA	L	3-9
ALABAMA	L	0-8
Mississippi State	L	4-5
Mississippi State	L	4-11
Alabama	L	1-15
Alabama	L	4-5
MTSU (Home)	W	10-7
TENNESSEE TECH	L	6-7

1953 (5-13, 3-11)

Coach: Woody Johnson

MIAMI (Ohio)	L	3-5
TULANE	L	2-14
TULANE	W	7-3
MTSU (Home)	W	4-1
Tennessee Tech	W	10-8
Tennessee	L	3-8
KENTUCKY	L	6-9
KENTUCKY	L	7-10
MISSISSIPPI	L	0-2
MISSISSIPPI	W	5-2
Alabama	L	1-6
Alabama	L	1-10
Mississippi State	L	0-8
Mississippi State	L	11-12
Kentucky	L	3-4
TENNESSEE	L	4-17
TENNESSEE	W	5-1
TENNESSEE TECH	L	4-9

1954 (11-9-1, 8-7-1)

Coach: Dave Scobey

MIAMI (Ohio)	W	7-6
Tennessee	W	2-0
Tennessee	W	5-4
MTSU (Away)	W	17-12
Tennessee Tech	L	9-10
KENTUCKY	W	9-0
KENTUCKY	L	7-11
MISSISSIPPI	L	3-16
MISSISSIPPI	T	1-1
GEORGIA TECH	W	2-1
GEORGIA TECH	L	4-8
Kentucky	W	7-5
Kentucky	W	8-4
TENNESSEE	L	2-8
TENNESSEE	W	9-1
LSU (Away)	W	5-3
LSU (Away)	L	3-13
Tulane	L	1-2
Tulane	L	3-4
MTSU (Home)	W	8-0
TENNESSEE TECH	L	1-8

1955 (12-6, 10-4)

Coach: Dave Scobey

Tennessee	W	3-1
Tennessee	L	5-11
MTSU (Home)	W	8-4
Auburn	L	2-12
Auburn	L	2-4
AUBURN	W	12-10
AUBURN	W	6-5
KENTUCKY	W	17-3
KENTUCKY	W	14-8
KENTUCKY	L	9-8
Tennessee Tech	L	7-12
TENNESSEE	W	9-8
TENNESSEE	L	10-11
Kentucky	W	12-4
Kentucky	W	9-3
Kentucky	W	8-4
MTSU (Away)	W	9-8
TENNESSEE TECH	L	9-11

1956 (6-15, 3-12)

Coach: Dave Scobey

MTSU (Away)	L	10-12
Tulane	L	3-4
Tulane	L	0-13
Tulane	W	6-4
MIAMI (Ohio)	L	7-8
MISSISSIPPI STATE	L	8-27
MISSISSIPPI STATE	L	4-9
TENNESSEE	W	6-4
TENNESSEE	L	3-8
Alabama	L	6-10
Alabama	L	0-4
LSU (Home)	W	10-7
LSU (Home)	L	2-14
LSU (Home)	L	4-13
Mississippi	L	3-9
Mississippi	L	0-7
Mississippi	L	0-3
ALABAMA	L	4-7
ALABAMA	W	11-5
Tennessee	W	9-6
MTSU (Home)	W	12-1

1957 (8-14, 3-13)

Coach: Dick Richardson

TULANE	W	6-8
TULANE	L	0-3
TULANE	L	5-10
Tennessee	W	8-4
Tennessee	L	6-7
Mississippi State	L	3-9
Mississippi State	L	1-9
Mississippi State	L	0-9
ALABAMA	L	10-13
ALABAMA	L	5-6
MTSU (Away)	W	19-4
LSU (Away)	W	8-7
LSU (Away)	L	1-3
LSU (Away)	W	2-0
KENTUCKY	W	9-3
KENTUCKY	W	8-4
MISSISSIPPI	L	1-10
MISSISSIPPI	L	1-15
MISSISSIPPI	L	3-15
Alabama	L	3-1
Alabama	L	3-1
MTSU (Home)	L	6-4

1958 (4-9, 2-6)

Coach: Dick Richardson

MTSU (Home)	W	6-3
Auburn	L	4-25
Auburn	L	0-1
Auburn	L	0-8
HILLSDALE	W	8-6
GEORGIA	L	6-8
GEORGIA	L	2-7
GEORGIA	W	7-5
Kentucky	W	8-7
Kentucky	L	6-7
AUSTIN PEAY	L	6-10
Mississippi	L	0-2
Mississippi	L	3-4

1959 (5-15, 2-13)

Coach: Dick Richardson

MTSU (Home)	W	8-5
CHICAGO	W	9-3
C. MICHIGAN	W	6-5
Georgia Tech	L	3-11
AUBURN	L	4-15
AUBURN	L	3-8
AUBURN	L	4-10
Georgia	L	7-11
Georgia	L	2-3
Georgia	L	5-10
KENTUCKY	L	7-14
KENTUCKY	L	3-4
Tennessee	L	1-2
Tennessee	W	10-4
TENNESSEE TECH	L	9-10
Kentucky	L	0-9
Kentucky	L	0-4
MTSU (Away)	L	0-2
TENNESSEE	L	7-21
TENNESSEE	W	10-8

1960 (8-13, 5-8)

Coach: Harley Boss

Florida	L	1-10
Florida	L	2-7
MTSU (Away)	W	12-6
TENNESSEE TECH	L	7-9
GEORGIA	W	10-6
GEORGIA	L	2-5
WITTENBERG	W	13-12
C. MICHIGAN	L	3-10
KENTUCKY	W	9-8
KENTUCKY	W	4-3
Tennessee	L	0-11
Tennessee	L	3-4
NOTRE DAME	L	2-6
GEORGIA TECH	L	4-14
MISSISSIPPI	L	0-10
MISSISSIPPI	L	0-16
MTSU (Home)	W	5-4
KENTUCKY	L	1-3
TENNESSEE	L	2-8
TENNESSEE	W	9-7
TENNESSEE	W	12-1

1961 (7-15, 2-11)

Coach: Dick Richardson

Valdosta State	W	5-4
Valdosta State	W	4-1
Valdosta State	W	11-6
Georgia Southern	L	6-8
Georgia Southern	L	1-4
Georgia	L	3-15
Georgia	L	1-14
Georgia Tech	L	5-8
MTSU (Home)	W	5-4
Kentucky	L	1-4
Kentucky	L	3-6
AUBURN	W	4-2
AUBURN	L	0-10
FLORIDA	L	5-7
FLORIDA	L	0-6
MTSU (Away)	W	4-1
KENTUCKY	W	9-8
KENTUCKY	L	2-9
TENNESSEE	L	3-6
TENNESSEE	L	4-14
TENNESSEE	L	4-10
TENNESSEE	L	1-3

1962 (2-18-2, 0-16-2)

Coach: Jerry Elliot

Auburn	T	14-14
Auburn	L	3-13
Valdosta State	L	0-2
Florida	L	0-11
Florida	L	1-5
MTSU (Home)	W	9-7
MTSU(Away)	L	7-12
KENTUCKY	T	12-12
KENTUCKY	L	9-15
WITTENBERG	W	6-4
GEORGIA	L	0-15
GEORGIA	L	3-4
GEORGIA TECH	L	1-12
GEORGIA TECH	L	9-11
Kentucky	L	2-17
Kentucky	L	3-7
Kentucky	L	4-11
Tennessee	L	2-3
Tennessee	L	4-14
TENNESSEE	L	9-10
TENNESSEE	L	8-17
TENNESSEE	L	4-6



YEARLY RESULTS

1963 (6-15, 4-13)

Coach: Harley Boss

Georgia	L	3-4
Georgia	L	0-6
Tennessee	L	1-10
Tennessee	L	4-5
Tennessee	L	5-7
Kentucky	L	3-4
Kentucky	L	1-2
Georgia Tech	W	9-8
TENNESSEE	W	5-4
TENNESSEE	L	10-11
AUBURN	L	3-5
AUBURN	L	6-14
FLORIDA	L	2-9
FLORIDA	L	2-9
SEWanee	W	20-10
MTSU (Away)	L	2-6
KENTUCKY	W	8-2
KENTUCKY	L	0-5
KENTUCKY	W	9-4
Sewanee	L	3-6
MTSU (Home)	W	6-5

1964 (7-14, 4-12)

Coach: Harley Boss

Florida	L	0-4
Florida	L	0-6
Auburn	L	2-6
Auburn	L	0-5
WITTENBERG	L	3-7
KENTUCKY	L	2-9
GEORGIA	W	8-7
Tennessee	L	0-2
Tennessee	L	2-10
MTSU (Away)	L	3-7
Sewanee	L	3-7
GEORGIA TECH	W	1-0
GEORGIA TECH	L	1-2
SEWanee	W	9-6
Kentucky	L	3-8
Kentucky	W	3-2
Kentucky	L	1-2
MTSU (Home)	W	6-1
TENNESSEE	L	3-20
TENNESSEE	W	11-3
TENNESSEE	L	1-18

1965 (5-14, 1-11)

Coach: George Archie

KENTUCKY	L	3-6
KENTUCKY	W	3-0
Georgia	L	3-4
Georgia	L	9-12
MTSU (Away)	L	0-3
TENNESSEE	L	0-9
TENNESSEE	L	3-9
Sewanee	W	8-7
AUBURN	L	4-13
AUBURN	L	9-23
MTSU	W	12-11
SOUTHWESTERN	W	12-6
KENTUCKY	L	0-1
KENTUCKY	L	3-12
SEWanee	W	11-4
TENNESSEE	L	0-4
TENNESSEE	L	3-6

1966 (2-16, 1-12)

Coach: George Archie

Florida	L	0-5
Florida	L	0-15
Auburn	L	0-11
Auburn	L	5-8
Tennessee	L	1-11
Tennessee	L	2-15
MTSU (Away)	L	0-5
SEWanee	L	4-10
Wittenburg	L	4-14
KENTUCKY	L	3-9
KENTUCKY	L	1-7
Sewanee	W	4-1
MTSU (Home)	L	3-2
Kentucky	W	4-2
Kentucky	L	4-14
GEORGIA	L	2-7
TENNESSEE	L	4-15
TENNESSEE	L	1-13

1967 (11-12, 8-9)

Coach: George Archie

Tennessee	L	2-6
Tennessee	W	5-1
Georgia State	W	2-1
Georgia State	W	5-1
AUBURN	W	5-3
AUBURN	L	0-1
AUBURN	L	8-21
KENTUCKY	W	7-2
KENTUCKY	W	6-4
Georgia	L	1-3
Georgia	L	3-4
Georgia	L	0-1
Sewanee	W	9-1
Kentucky	L	0-3
Kentucky	L	1-11
FLORIDA	W	6-5
FLORIDA	L	2-9
FLORIDA	W	14-2
TENNESSEE	W	9-0
TENNESSEE	W	8-3
SOUTHWESTERN	L	1-4
SEWanee	L	1-2
MTSU (Home)	L	2-4

1968 (7-15, 2-13)

Coach: Larry Schmittou

FISK	W	7-3
BELMONT	W	9-6
Florida	L	0-16
Florida	L	0-3
Florida	L	2-10
Auburn	L	0-8
Auburn	L	1-7
Auburn	L	0-4
Fisk	W	7-5
KENTUCKY	W	2-1
KENTUCKY	L	3-4
Birmingham So.	W	8-1
GEORGIA	L	1-5
GEORGIA	W	4-3
GEORGIA	L	1-5
Tennessee State	W	4-3
Tennessee	L	0-9
Tennessee	L	1-9
SEWanee	L	4-6
KENTUCKY	L	0-6
KENTUCKY	L	3-8
MTSU (Home)	L	0-7

1969 (21-18, 3-10)

Coach: Larry Schmittou

TENNESSEE STATE W	9-2
TENNESSEE STATE W	6-4
FISK	W 10-9
Belmont	W 9-5
Murray State	L 2-3
CALVIN	W 16-7
CALVIN	W 5-0
Chattanooga	W 4-0
Chattanooga	W 5-2
Berry	L 0-5
Berry	W 6-4
Oglethorpe	L 1-9
Georgia	L 7-17
Georgia	L 1-5
Georgia	L 2-5
Fisk	W 5-4
CHATTANOOGA	W 9-5
Kentucky	L 1-3
Kentucky	L 1-4
SEWANEES	W 5-2
AUBURN	W 7-6
AUBURN	L 1-2
Lipscomb	W 1-0
BIRMINGHAM SO.	W 3-2
BELMONT	L 1-4
Lipscomb	W 5-3
Sewanee	L 2-5
KENTUCKY	L 2-4
KENTUCKY	W 5-1
LIPSCOMB	L 4-7
MURRAY STATE	L 2-4
Tennessee	L 1-4
Tennessee	L 3-9
Southwestern	W 14-3
FLORIDA	L 2-6
FLORIDA	L 5-14
FLORIDA	L 5-15
MTSU (Home)	W 3-1
MTSU (Home)	W 5-0

1970 (24-16, 5-10)

Coach: Larry Schmittou

WEST VIRGINIA	L	2-3
MEMPHIS CBC	W	9-2
MEMPHIS CBC	W	4-2
KENYON	W	16-3
KENYON	W	7-1
KENTUCKY	W	18-6
KENTUCKY	L	2-3
CALVIN	L	3-4
Western Michigan	W	6-5
Jacksonville	L	3-4
Western Michigan	W	5-3
Jacksonville	L	5-6
Florida	L	0-2
Florida	W	4-1
Florida	L	0-2
Purdue	W	3-1
Murray State	L	1-3
Kentucky	L	0-3
Kentucky	W	6-2
Belmont	W	13-7
UT-Chattanooga	W	7-2
Birmingham So.	W	5-2
Auburn	L	1-6
Auburn	L	1-2
Auburn	L	0-7
BELMONT	W	2-0
Tennessee	L	6-10
Tennessee	L	6-13
CHATTANOOGA	W	16-0
TENNESSEE	L	1-20

LIPSCOMB	W	10-7
GEORGIA	W	6-2
GEORGIA	W	3-0
MURRAY STATE	W	15-7
Lipscomb	W	11-1
ARKANSAS	W	9-6
MTSU (Away)	W	6-3
MTSU (Away)	W	9-6
W. KENTUCKY	W	2-0
W. KENTUCKY	W	6-0

1971 (33-19, 10-7)

Coach: Larry Schmittou

MEMPHIS CBC	W	2-0
MEMPHIS CBC	W	6-2
UNION	L	7-8
Belmont	W	12-1
LOUISVILLE (NH)	W	3-0
LOUISVILLE (NH)	W	2-0
BOWLING GREEN	W	13-0
CALVIN	W	5-4
CALVIN (NH)	W	13-0
Central Michigan	L	2-7
William & Mary	L	2-3
St. Leo's	W	8-7
Princeton	W	4-0
Florida Southern	L	3-4
Rollins	W	3-2
William & Mary	W	7-3
Stetson	L	4-5
Princeton	L	4-5
Rollins	L	2-5
Kentucky	L	5-13
Kentucky	W	8-6
KENTUCKY	W	6-3
KENTUCKY	L	3-4
W. KENTUCKY	W	10-0
Purdue	W	6-1
Murray State	L	1-8
MEMPHIS STATE	W	5-4
TENNESSEE	W	12-1
TENNESSEE	W	7-5
Western Kentucky	W	6-1
Western Kentucky	W	6-1
TENNESSEE STATE	W	5-3
BIRMINGHAM SO.	L	5-10
Tennessee	W	8-3
Tennessee	W	4-3
BELMONT (NH)	W	4-0
Memphis CBC	L	2-4
Memphis State	W	9-8
Lipscomb	W	6-4
Georgia	W	7-3
Georgia	L	5-6
Austin Peay	W	7-3
MURRAY STATE	L	4-7
AUBURN	W	5-1
AUBURN	L	1-6
AUBURN	L	0-9
LIPSCOMB	L	4-11
Union	W	4-2
FLORIDA	W	4-3
FLORIDA	W	13-2
Mississippi State*	L	1-5
MISSISSIPPI STATE*	L	1-3

* SEC Tournament
(NH) No Hitter

YEARLY RESULTS



1972 (35-15, 13-5)

Coach: Larry Schmittou

LOUISVILLE	W	1-1
LOUISVILLE	W	2-1
Tennessee Tech	W	2-0
FISK	W	9-0
Memphis State	L	4-5
EVANSVILLE	W	9-0
EVANSVILLE	W	2-1
MTSU (Home)	W	4-3
AUSTIN PEAY	W	11-6
KENTUCKY	W	15-1
Florida State	W	11-1
Florida State	L	3-4
Florida State	L	4-19
South Alabama	L	2-5
South Alabama	L	4-18
Louisville	W	4-3
Kentucky	W	4-3
Kentucky	W	11-10
TENNESSEE TECH	W	14-1
W. KENTUCKY	W	6-0
Belmont	W	6-5
Tennessee	W	3-2
Tennessee	W	13-12
Austin Peay	W	14-5
LIPSCOMB	W	3-2
Union	W	7-2
Murray State	L	6-8
TENNESSEE	W	4-3
TENNESSEE	L	4-6
SOUTH ALABAMA	L	12-19
SOUTH ALABAMA	W	5-2
Western Kentucky	W	5-4
MURRAY STATE	W	14-8
GEORGIA	W	3-2
GEORGIA	W	8-5
GEORGIA	W	15-0
BELMONT	W	4-3
Birmingham So.	L	4-6
Auburn	W	5-1
Auburn	L	3-7
Auburn	W	6-2
MTSU (Away)	W	12-2
UNION	L	4-7
Lipscomb	L	5-9
Florida	W	2-1
Florida	L	0-3
Florida	W	4-1
S. ILLINOIS	W	2-1
MISSISSIPPI	L	3-5
Mississippi	L	4-5

1973 (36-16, 13-5)

Coach: Larry Schmittou

AUSTIN PEAY	W	19-4
Austin Peay	W	21-3
Austin Peay	W	4-1
Tennessee Tech	W	9-3
Tennessee Tech	L	3-7
DePAUW	W	11-2
DePAUW	W	14-7
FISK	W	14-1
MTSU (Home)	L	8-9
LOUISVILLE	W	3-1
LOUISVILLE	W	6-4
KENTUCKY	W	5-2
KENTUCKY	W	22-3
Massachusetts	L	0-2
Hawaii	W	11-2
Southern Cal	W	5-4
Cal-Riverside	W	7-3
Washington State	L	6-2
Stanford	L	0-6

Arizona State	W	6-4
Kentucky	L	1-3
Kentucky	W	7-3
TENNESSEE	W	9-8
MEMPHIS STATE	W	2-0
MEMPHIS STATE	L	5-6
Tennessee	L	1-12
Tennessee	W	5-2
W. KENTUCKY	W	5-4
W. KENTUCKY	W	9-5
LIPSCOMB	W	6-4
N. ILLINOIS	W	2-1
Georgia	W	4-0
Georgia	L	0-6
Georgia	L	1-3
MTSU (Away)	W	4-3
Belmont	L	0-1
AUBURN	W	5-1
AUBURN	W	1-0
AUBURN	L	4-7
BIRMINGHAM SO.	W	16-5
LIPSCOMB	W	4-3
FLORIDA	W	7-0
FLORIDA	W	4-1
FLORIDA	W	9-5
Southern Illinois	L	2-4
Southern Illinois	L	1-3
Alabama*	W	5-1
ALABAMA*	W	13-7
Georgia Southern!	W	6-2
North Carolina State!	W	4-2
Georgia Southern!	L	2-5
Miami, (Fla.)!	L	5-6

* SEC Tournament

! NCAA Playoffs, Starkville, Miss.

1974 (37-22, 11-4)

Coach: Larry Schmittou

Columbus	W	9-8
Columbus	W	1-0
LSU (Away)	L	5-10
LSU (Away)	L	7-8
LSU (Away)	W	7-3
LSU (Away)	W	5-3
South Alabama	L	4-5
South Alabama	W	5-2
Florida	L	0-4
Florida	W	1-0
Florida	W	8-3
Valdosta State	W	8-4
Valdosta State	W	8-5
FISK	W	5-4
Miami (Ohio)	L	2-4
Alabama	L	2-12
Miami (Ohio)	W	5-4
Alabama	W	8-7
Miami (Ohio)	W	5-2
Alabama	L	4-5
BELMONT	W	10-9
MTSU (Home)	W	7-1
MTSU (Home)	W	5-4
W. KENTUCKY	W	7-1
W. KENTUCKY	L	3-9
TENNESSEE TECH	W	3-0
TENNESSEE TECH	L	2-3
S. ILL.-EDW'VILLE	L	2-5
S. ILL.-EDW'VILLE	W	10-4
KENTUCKY	W	8-7
KENTUCKY	W	4-2
Fisk	W	5-2
Tennessee	W	5-1
Tennessee	L	3-4
Austin Peay	L	4-5
Austin Peay	L	0-7*

LIPSCOMB	L	3-5
TENNESSEE	W	4-3
TENNESSEE	W	11-3
Memphis	W	1-0
Memphis	L	0-3
Lipscomb	L	4-12
GEORGIA	W	5-1
GEORGIA	W	6-3
GEORGIA	W	7-6
SOUTH ALABAMA	L	0-12
BELMONT	W	19-6
Auburn	W	2-1
Auburn	L	2-8
Auburn	L	0-11
AUSTIN PEAY	L	8-10
AUSTIN PEAY	W	4-0
MTSU (Away)	W	5-1
MTSU (Away)	W	4-2
ALABAMA *	W	12-8
Alabama *	W	2-1
East Carolina	W	2-1
Miami (Fla.)	L	1-7
Georgia Southern	L	3-5

* SEC Tournament

o NCAA Playoffs, Starkville, Miss.

1975 (30-39, 7-9)

Coach: Larry Schmittou

LSU (Away)	L	4-6
LSU (Away)	W	7-2
LSU (Away)	L	0-10
LSU (Away)	L	1-17
South Alabama	L	4-14
South Alabama	L	1-7
Alabama	L	1-4
Alabama	W	3-1
Alabama	W	3-2
Alabama	W	5-4
Mississippi State	W	2-1
Iowa	L	0-6
Mississippi State	L	0-1
LOUISVILLE	L	3-5
LOUISVILLE	L	1-4
OHIO	L	2-7

FISK	W	10-3
EVANSVILLE	W	6-2
EVANSVILLE	L	3-4
WOOSTER	W	10-3
OHIO STATE	L	3-20
OHIO STATE	L	3-9
KENTUCKY	W	5-3
WISCONSIN-SUPER.	W	18-1
WISCONSIN-SUPER.	W	17-2
WISCONSIN-SUPER.	W	6-4
MTSU (Away)	W	6-3
Kentucky	L	4-9
Kentucky	W	3-0
PROVIDENCE	W	3-2
PROVIDENCE	L	0-2
Western Kentucky	W	8-6
Western Kentucky	L	4-5
MTSU (Home)	L	2-4
TENNESSEE	L	1-14
TENNESSEE	L	3-6
Austin Peay	W	13-1
Austin Peay	W	13-4
Lipscomb	W	6-0
Belmont	L	3-4
Tennessee	L	10-11
Tennessee	L	3-8
SOUTH ALABAMA	W	9-7
W. KENTUCKY	W	5-1
W. KENTUCKY	W	12-4
Georgia	L	2-6
Georgia	L	1-6
Georgia	W	13-3
AUSTIN PEAY	W	7-2
AUSTIN PEAY	L	5-6
LIPSCOMB	L	3-14
BELMONT	W	7-3
AUBURN	W	8-5
AUBURN	W	3-0
AUBURN	L	3-4
Fisk	W	12-2
FLORIDA	W	5-1
FLORIDA	W	4-1
FLORIDA	L	2-6



The Commodores won their first SEC title in 1973.



YEARLY RESULTS

1976 (27-23, 12-12)

Coach: Larry Schmittou

Columbus College	L	6-14
Columbus College	L	4-7
Rollins	L	5-10
Rollins	W	3-2
Rollins	L	3-6
Florida	W	10-5
Florida	W	5-3
Florida	L	6-7
WESTERN ILLINOIS	W	5-3
WESTERN ILLINOIS	W	4-2
Murray State	L	3-4
EVANSVILLE	W	8-6
MIAMI (OHIO)	L	1-3
W. KENTUCKY	W	8-7
TENNESSEE TECH	L	4-6
Western Kentucky	L	7-8
LIPSCOMB	W	7-3
Georgia	W	6-3
Georgia	W	3-1
Georgia	L	2-8
AUSTIN PEAY	W	7-6
MTSU (Home)	W	4-1
KENTUCKY	L	7-14
KENTUCKY	L	1-6
KENTUCKY	W	13-8
MTSU (Away)	W	7-4
Union	W	10-6
BELMONT	L	4-5
TENNESSEE	W	8-6
TENNESSEE	L	3-8
TENNESSEE	W	11-7
MURRAY STATE	W	9-4
Lipscomb	W	7-4
BELLARMINE	L	7-11
BELLARMINE	W	8-5
UNION	W	7-4
Austin Peay	W	15-4
Belmont	W	3-1
Kentucky	L	0-14
Kentucky	L	0-4
Kentucky	W	4-3
GEORGIA	L	4-5
GEORGIA	W	3-0
GEORGIA	W	6-0
FLORIDA	L	2-4
FLORIDA	W	6-4
FLORIDA	W	6-3
Tennessee	L	2-6
Tennessee	L	1-8
Tennessee	L	2-3

1977 (25-25-1, 13-12)

Coach: Larry Schmittou

Hawaii	L	5-7
Hawaii	L	3-10
Hawaii	L	3-4
Hawaii	L	6-7
Hawaii	L	4-10
Hawaii	L	3-7
Hawaii	W	6-1
Hawaii	L	3-9
Florida	L	2-7
Florida	L	1-5
Florida	L	5-11
MTSU (Home)	W	8-7
OHIO	W	2-1
OHIO	L	7-8
OHIO	L	8-11
Austin Peay	W	9-2
KENTUCKY	W	2-1
KENTUCKY	W	2-1
KENTUCKY	W	3-0
TREVECCA	W	8-7
BELMONT	W	9-3
ST. XAVIER	W	7-5
MILLIKIN	W	6-5
Southern Illinois	L	3-4
Kentucky	L	6-7
Kentucky	W	2-1
Kentucky	L	3-5
Georgia	W	1-0
Georgia	W	8-4
Georgia	L	4-5
MTSU (Away)	W	4-0
Trevecca	W	4-2
Lipscomb	L	6-8
TENNESSEE	W	6-0
TENNESSEE	W	6-1
TENNESSEE	W	6-2
W. KENTUCKY	L	5-7
W. KENTUCKY	T	3-3
Belmont	W	7-1
GEORGIA	L	1-6
GEORGIA	W	3-1
AUSTIN PEAY	L	0-7
FLORIDA	L	5-6
FLORIDA	W	5-2
FLORIDA	W	7-4
LIPSCOMB	W	7-0
Tennessee	L	0-2
Tennessee	L	3-5
Tennessee	W	8-2
Mississippi*	L	7-9
Mississippi State*	L	2-15

* SEC Tournament

1978 (31-17, 10-13)


Coach: Larry Schmittou

Florida	L	1-3
Florida	L	1-3
Florida	L	6-8
UNION	W	15-3
LEWIS	W	4-3
LEWIS	W	3-1
TREVECCA	W	5-1
VIRGINIA TECH	L	9-17
OKLAHOMA	W	8-7
BELMONT	W	8-7
S.E. OKLAHOMA	W	10-8
MIAMI (OHIO)	W	6-5
LIPSCOMB	L	5-6
S.E. OKLAHOMA	W	6-5
ST. MARY'S	W	6-3
Trevecca	W	7-5
Kentucky	L	4-6
Kentucky	L	0-3
Kentucky	W	8-3
BELMONT	W	8-7
Tennessee State	W	19-6
SO. ILLINOIS	W	6-5
Georgia	W	4-2
Georgia	L	5-22
Georgia	W	9-4
MTSU (Home)	W	14-8
TENNESSEE STATE	W	10-9
FLORIDA	W	2-1
FLORIDA	L	3-17
FLORIDA	L	0-6
TENNESSEE	W	6-3
TENNESSEE	L	1-11
TENNESSEE	W	12-6
Lipscomb	L	3-12
MTSU (Away)	L	3-7
TREVECCA	W	7-6
GEORGIA	L	5-7
GEORGIA	W	4-0
GEORGIA	W	7-6
EVANSVILLE	W	11-1
EVANSVILLE	W	8-3
EVANSVILLE	W	12-3
KENTUCKY	W	4-1
KENTUCKY	W	2-1
LIPSCOMB	W	12-4
Tennessee	L	2-3
Tennessee	L	5-10
Tennessee	L	4-5

1979 (21-25, 8-14)

Coach: Roy Mewbourne

Hawaii	L	2-15
Hawaii	L	5-7
Hawaii	L	3-4
Hawaii	L	1-4
Hawaii	L	2-5
Hawaii	L	0-9
KENTUCKY	L	5-10
KENTUCKY	W	5-3
KENTUCKY	L	6-16
Trevecca	W	8-6
Union	W	14-1
Union	W	17-2
TENNESSEE STATE	L	7-16
MTSU (Away)	L	4-8
BELMONT	W	7-2
WIS.-EAU CLAIRE	W	11-4
WIS.-EAU CLAIRE	W	7-0
GEORGIA	L	4-5
Aurora (Ill.)	W	10-0
Belmont	W	12-4
LEWIS & CLARK	W	5-4
MTSU (Home)	L	3-11
TENNESSEE STATE	W	15-4
AUSTIN PEAY	W	4-2
Florida	L	2-9
Florida	L	5-6
Florida	W	9-4
Georgia	L	4-8
Georgia	L	3-8
Georgia	W	7-5
TENNESSEE	L	4-8
TENNESSEE	L	1-8
TENNESSEE	W	10-3
TREVECCA	W	9-5
Lipscomb	L	2-8
Kentucky	L	1-3
Kentucky	L	6-7
Kentucky	W	12-9
FLORIDA	W	7-6
FLORIDA	L	2-15
FLORIDA	L	4-5
AUSTIN PEAY	W	11-9
LIPSCOMB	L	3-8
Tennessee	W	7-5
Tennessee	W	5-3
Tennessee	L	0-1



Vanderbilt Baseball in the 1970s

YEARLY RESULTS



1980 Southeastern Conference Champions

1980 (34-21-1, 13-9)

Coach: Roy Mewbourne

Birmingham So.	L	3-7
Davidson	L	2-3
Davidson	W	3-0
Davidson	W	7-3
Central Florida	W	9-3
Rollins	W	11-6
Rollins	L	6-8
Georgia	W	14-9
Georgia	W	11-6
Georgia	L	6-9
FLORIDA	W	6-3
FLORIDA	W	6-4
FLORIDA	W	0-5
GRAND VALLEY	L	5-6
UT-CHATTANOOGA	W	2-1
UT-CHATTANOOGA	W	7-3
GEORGIA	W	6-0
GEORGIA	L	0-3
GEORGIA	L	4-7
TREVECCA	L	4-9
TENNESSEE STATE	W	13-7
MTSU (Away)	L	1-2
Kentucky	L	0-6
Kentucky	W	6-0
WIS.-EAU CLAIRE	W	8-0
WIS.-EAU CLAIRE	W	12-5
Lipscomb	W	6-5
BELMONT	W	16-0
UAB (Home)	W	9-1
Trevecca	W	7-5
Tennessee	L	1-7
Tennessee	W	10-5
Tennessee	L	6-8
Florida	L	2-3
Florida	L	5-6
Florida	W	13-7
Belmont	L	0-4
Lipscomb	W	9-6
Austin Peay	L	4-8
BIRMINGHAM SO.	W	8-0
TENNESSEE STATE	T	6-6
UAB (Away)	W	6-4
MTSU (Home)	W	13-5
Tennessee	W	2-1
Tennessee	W	9-3
AUSTIN PEAY	L	8-13
KENTUCKY	W	4-2
KENTUCKY	L	5-6
KENTUCKY	W	8-5
Auburn *	L	2-3
Florida*	W	11-7
Mississippi*	W	21-0
Auburn*	W	16-3
Auburn*	W	13-0
Western Kentucky	L	4-15
New Orleanso	L	2-8

* SEC Tournament
o NCAA Tournament

1981 (26-25-1, 9-12-1)

Coach: Roy Mewbourne

Hawaii	L	5-6
Hawaii	L	2-3
Hawaii	L	1-5
Hawaii	L	0-4
Hawaii	L	4-7
Chaminade	L	1-2
Chaminade	W	6-3
Georgia	W	5-2
Georgia	W	17-8
Georgia	L	9-16
MTSU (Home)	W	15-9
KENTUCKY	W	8-5
KENTUCKY	L	8-11
KENTUCKY	L	4-16
Trevecca	W	8-3
GEORGIA	L	0-4
GEORGIA	W	8-3
Austin Peay	W	9-0*
TENNESSEE STATE	W	19-10
FLORIDA	L	2-17
FLORIDA	W	11-7
FLORIDA	L	9-11
MTSU (Away)	W	7-6
Lipscomb	L	3-10
Murray State	W	12-8
MEMPHIS	W	8-6
MEMPHIS	W	4-3
Birmingham Southern	L	4-6
Tennessee Tech	L	4-6
BELMONT	W	11-5
UT-CHATTANOOGA	W	9-2
UT-CHATTANOOGA	W	13-0
BIRMINGHAM SO.	L	5-8
TREVECCA	W	6-4
Lipscomb	L	4-13
MURRAY STATE	L	6-9
Belmont	L	3-4
Tennessee	W	2-1
Tennessee	W	6-2
UAB (Away)	W	9-8
Florida	L	6-7
Florida	L	1-2
Florida	L	2-11
TENNESSEE TECH	W	7-4
UAB (Home)	W	13-3
TENNESSEE	L	4-7
TENNESSEE	W	9-8
TENNESSEE	W	14-12
AUSTIN PEAY	W	8-6
Kentucky	L	5-7
Kentucky	L	1-4
Kentucky	T	1-1

1982 (28-17-2, 11-12-1)

Coach: Roy Mewbourne

Seton Hall	W	7-5
Rollins	L	9-11
Central Florida	T	3-3
Rollins	W	8-2
Central Florida	W	10-4
GEORGIA	W	4-2
GEORGIA	W	13-2
GEORGIA	L	5-17
Kentucky	W	10-3
Kentucky	L	1-2
Kentucky	W	14-4
MTSU (Home)	W	14-7
SE MASS.	W	19-5
FLORIDA	L	1-4
FLORIDA	L	8-25
FLORIDA	T	13-13
Lipscomb	L	4-10
Austin Peay	W	6-1
TENNESSEE	W	8-5
TENNESSEE	L	2-4
TENNESSEE	L	9-14
Memphis	L	3-5
Memphis	L	6-14
MILLIKIN	W	20-0
LIPSCOMB	L	3-4
TENNESSEE STATE	W	14-4
Georgia	L	2-5
Georgia	L	6-7
Georgia	L	7-8
MTSU (Away)	W	5-4
TREVECCA	W	7-0
KENTUCKY	W	4-0
KENTUCKY	W	6-4
KENTUCKY	W	12-3
MURRAY STATE	W	5-4
Tennessee State	W	10-4
Florida	W	5-4
Florida	L	3-4
Florida	L	3-7
BELMONT	W	5-0
UT-CHATTANOOGA	W	9-0
Tennessee	W	7-4
Tennessee	L	0-15
Tennessee	W	13-9
AUSTIN PEAY	W	11-3
Evansville	W	4-3
Evansville	W	3-1

1983 (22-23-1, 6-15)

Coach: Roy Mewbourne

Montevallo	L	4-6
Samford	W	18-0
UAB (Away)	W	4-2
UAB (Away)	L	4-10
MTSU (Home)	L	10-12
Trevecca	T	7-7
TENNESSEE	L	5-14
TENNESSEE	W	3-2
Rollins	W	4-3
Virginia Military	W	6-4
Florida	L	1-2
Florida	L	1-3
Florida	W	8-6
MURRAY STATE	L	3-7
INDIANA	L	1-4
INDIANA	L	3-15
MEMPHIS	W	12-5
Western Kentucky	W	3-2
KENTUCKY	L	3-4
KENTUCKY	W	9-6
KENTUCKY	W	4-3
SOUTH ALABAMA	W	16-9
Belmont	W	4-3
WISC.-EAU CLAIRE	W	9-8
Georgia	L	7-12
Georgia	L	5-7
Georgia	L	6-7
TREVECCA	L	4-7
Tennessee	L	1-2
Tennessee	L	1-9
MTSU (Away)	W	6-5
TENNESSEE STATE	W	9-6
W. KENTUCKY	L	1-8
FLORIDA	L	4-5
FLORIDA	L	0-10
FLORIDA	L	3-14
LIPSCOMB	W	8-7
Lipscomb	W	13-9
Tennessee State	W	10-3
Tennessee Tech	W	3-1
Kentucky	L	0-5
Kentucky	L	2-4
BELMONT	W	18-5
GEORGIA	W	6-0
GEORGIA	L	2-12
GEORGIA	W	9-4



YEARLY RESULTS

1984 (28-17, 9-11)

Coach: Roy Mewbourne

Alabama Christian	W.	14-1
Alabama Christian	W.	11-6
Troy State	W.	12-10
UAB (Away)	L.	8-14
GEORGIA	W.	3-2
GEORGIA	W.	4-3
St. Joseph's	W.	17-4
Rollins	W.	7-5
LaSalle	W.	16-7
Florida	L.	4-8
Florida	L.	2-9
Florida	L.	4-7
CUMBERLAND	W.	15-10
KENTUCKY	L.	5-8
KENTUCKY	L.	1-10
TENNESSEE STATE	W.	16-6
Belmont	W.	8-5
EVANSVILLE	L.	1-3
EVANSVILLE	W.	4-3
EVANSVILLE	W.	7-6
TENNESSEE STATE	W.	5-0
Western Kentucky	L.	6-7
TENNESSEE	W.	3-1
TENNESSEE	W.	6-4
TENNESSEE	L.	1-4
MTSU (Home)	W.	9-4
Austin Peay	W.	8-3
Trevecca	W.	12-7
Georgia	L.	0-7
Georgia	W.	11-9
Georgia	W.	8-5
BELMONT	W.	16-5
Memphis	W.	8-5
FLORIDA	L.	1-4
FLORIDA	L.	6-17
FLORIDA	W.	10-9
LIPSCOMB	L.	4-12
Kentucky	W.	12-1
Kentucky	W.	4-1
Cumberland	W.	8-7
W. KENTUCKY	W.	8-7
CLEMSON	L.	5-11
MTSU (Away)	L.	3-4
Tennessee	L.	1-7
Tennessee	L.	0-2

1985 (35-16, 10-13)

Coach: Roy Mewbourne

Southern Mississippi	L.	12-14
Southern Mississippi	L.	4-5
Southern Mississippi	W.	3-2
MTSU (Home)	W.	19-6
CUMBERLAND	W.	10-1
Tennessee	L.	4-12
Tennessee	L.	2-9
Tennessee	L.	0-6
St. Joseph's	W.	10-0
Villanova	L.	3-5
Rollins	W.	6-0
Central Florida	W.	6-5
Tennessee Tech	W.	19-3
Cumberland	W.	12-5
KENTUCKY	W.	4-1
KENTUCKY	W.	8-7
KENTUCKY	L.	4-7
MEMPHIS	W.	11-5
Western Kentucky	W.	16-9
Florida	L.	2-3
Florida	L.	4-5
Florida	L.	5-21
W. KENTUCKY	W.	8-3
LIPSCOMB	W.	19-16
GEORGIA	L.	5-9
GEORGIA	L.	2-3
GEORGIA	L.	4-11
Belmont	W.	21-0
TENNESSEE STATE	W.	7-3
ST. MARY'S	W.	10-9
TENNESSEE	W.	3-1
TENNESSEE	W.	5-0
TENNESSEE	W.	7-2
Murray State	W.	12-7
Tennessee State	W.	12-8
MISSISSIPPI	W.	8-2
MISSISSIPPI	W.	16-2
Evansville	W.	8-2
Evansville	W.	10-0
Kentucky	W.	5-3
Kentucky	L.	2-17
Kentucky	L.	2-4
Lipscomb	W.	16-4
BELMONT	W.	11-3
FLORIDA	W.	4-0
FLORIDA	W.	6-1
MTSU (Away)	W.	7-4
AUSTIN PEAY	W.	3-0
Georgia	L.	5-9
Georgia	W.	6-4
Georgia	W.	15-4

1986 (25-29, 9-18)

Coach: Roy Mewbourne

William Carey	W.	6-4
So. Mississippi	L.	1-2
MTSU (Home)	W.	10-5
TREVECCA	L.	3-8
Clemson	L.	2-12
Clemson	W.	6-3
Rollins	L.	3-10
St. Joseph's	W.	31-8
Mississippi	L.	3-6
Mississippi	L.	0-2
Mississippi	L.	1-12
TENN. WESLEYAN	W.	12-5
CUMBERLAND	W.	4-1
GEORGIA	W.	9-0
GEORGIA	L.	3-12
GEORGIA	L.	7-12
EVANSVILLE	L.	8-11
EVANSVILLE	L.	10-13
EVANSVILLE	W.	10-0
Mississippi State	L.	2-9
Mississippi State	W.	4-1
Mississippi State	W.	8-4
BIRMINGHAM SO.	W.	9-7
Trevecca	W.	11-9
AUBURN	L.	7-11
AUBURN	L.	10-12
AUBURN	W.	11-7
Western Kentucky	W.	6-3
Lipscomb	L.	2-8
TENNESSEE STATE	W.	21-6
Kentucky	L.	2-4
Kentucky	L.	2-6
Kentucky	L.	8-10
MURRAY STATE	W.	8-6
LIPSCOMB	W.	8-2
ALABAMA	W.	9-3
ALABAMA	W.	9-4
ALABAMA	W.	8-7
S. MISSISSIPPI	L.	3-7
S. MISSISSIPPI	L.	3-5
Memphis State	L.	1-9
Tennessee	W.	9-6
Tennessee	L.	1-6
Tennessee	L.	2-11
BELMONT	W.	12-0
Tennessee State	L.	7-8
LSU (Home)	L.	4-14
LSU (Home)	W.	5-7
LSU (Home)	W.	6-4
W. KENTUCKY	W.	13-8
AUSTIN PEAY	W.	8-4
Florida	L.	2-4
Florida	L.	2-3
Florida	L.	0-11

1987 (27-25, 7-20)

Coach: Roy Mewbourne

Faulkner	W.	11-10
Faulkner	W.	13-2
MTSU (HOME)	W.	11-2
TREVECCA	W.	11-2
Penn State	W.	5-4
Rollins	W.	12-7
Eastern Michigan	W.	6-1
TENNESSEE TEMP.	W.	14-1
BELMONT	W.	12-3
INDIANA STATE	L.	7-10
MISSISSIPPI	L.	3-5
MISSISSIPPI	W.	4-3
MISSISSIPPI	W.	8-7
MEMPHIS STATE	W.	12-10
CUMBERLAND	W.	11-7
Georgia	L.	3-4
Georgia	W.	14-9
Georgia	L.	6-8
MURRAY STATE	L.	7-9
MISSISSIPPI STATE	W.	7-5
MISSISSIPPI STATE	L.	3-9
MISSISSIPPI STATE	W.	14-13
Evansville	L.	1-8
Evansville	L.	7-8
Auburn	L.	2-3
Auburn	L.	4-8
Auburn	L.	7-14
Western Kentucky	W.	11-5
Lipscomb	W.	6-5
KENTUCKY	L.	6-9
KENTUCKY	L.	3-11
KENTUCKY	L.	1-5
S.C. SPARTANBURG	W.	14-3
Alabama	L.	4-5
Alabama	L.	3-9
Alabama	L.	2-10
W. KENTUCKY	W.	6-0
LIPSCOMB	W.	8-6
TENNESSEE STATE	W.	20-7
TENNESSEE	L.	3-6
TENNESSEE	L.	1-4
TENNESSEE	W.	10-5
AUSTIN PEAY	W.	12-11
TENNESSEE TECH	L.	14-9
LSU (Away)	L.	0-1
LSU (Away)	W.	4-2
LSU (Away)	L.	8-11
MTSU (Away)	W.	8-3
FLORIDA	L.	5-11
FLORIDA	L.	2-9
FLORIDA	L.	6-8

YEARLY RESULTS



1988 (30-23, 11-16)

Coach: Roy Mewbourne

TREVECCA	L	5-6
Memphis St	L	6-7
Samford	W	7-3
UAB (Away)	W	4-3
TENNESSEE TECH	W	8-7
CUMBERLAND	W	9-5
AUBURN	W	2-0
AUBURN	W	5-4
AUBURN	L	3-10
Western Illinois	W	9-3
Valparaiso	W	14-6
Western Florida	W	8-7
Southern Mississippi	L	2-4
Southern Mississippi	W	5-3
EVANSVILLE	L	5-6
EVANSVILLE	L	3-4
Mississippi	L	2-4
Mississippi	W	5-4
Mississippi	W	8-7
CINCINNATI	W	11-5
CINCINNATI	W	7-6
GEORGIA	L	5-10
GEORGIA	L	4-11
GEORGIA	W	9-8
SAMFORD	W	18-9
Lipscomb	W	10-2
Mississippi State	L	0-4
Mississippi State	L	7-8
Mississippi State	W	18-9
W. KENTUCKY	W	6-5
UAB (Home)	W	14-5
Kentucky	L	3-7
Kentucky	L	10-12
Kentucky	L	4-6
MURRAY STATE	W	9-1
Western Kentucky	W	10-6
ALABAMA	W	8-4
ALABAMA	L	3-4
ALABAMA	W	27-8
CUMBERLAND	W	13-8
MTSU (Away)	L	8-9
Tennessee	L	1-4
Tennessee	W	9-0
Tennessee	L	9-10
Austin Peay	W	4-3
LIPSCOMB	L	2-4
LSU (Home)	W	5-4
LSU (Home)	W	3-2
LSU (Home)	L	1-5
MTSU (Home)	W	12-11
Florida	L	1-3
Florida	L	0-1
Florida	L	7-8

1989 (31-21-2, 11-15-1)

Coach: Roy Mewbourne

Faulkner	W	12-1
Faulkner	L	6-7
UAB (Away)	W	7-5
TENNESSEE TECH	W	5-2
CUMBERLAND	W	6-5
Auburn	W	6-1
Auburn	L	1-3
Auburn	L	5-8
Oklahoma	L	2-5
Notre Dame	W	11-2
Columbia	W	12-3
Indiana	L	7-10
BELMONT	W	13-7
SE MISSOURI	W	21-7
VALPARAISO	W	8-5
MISSISSIPPI	W	9-8
MISSISSIPPI	W	3-1
MISSISSIPPI	T	9-9
Austin Peay	W	7-6
Austin Peay	T	7-7
Georgia	L	0-8
Georgia	L	2-3
Georgia	W	9-5
TENNESSEE STATE	W	9-5
TREVECCA	L	7-8
MISSISSIPPI STATE	W	19-4
MISSISSIPPI STATE	L	5-8
MISSISSIPPI STATE	L	8-10
Evansville	W	8-4
Evansville	W	4-0
KENTUCKY	L	5-9
KENTUCKY	W	4-1
KENTUCKY	W	5-1
W. KENTUCKY	W	5-4
Belmont	W	16-2
UAB (Home)	W	12-2
Alabama	W	8-7
Alabama	L	3-6
Alabama	L	3-5
LIPSCOMB	W	20-6
Western Kentucky	W	9-7
MURRAY STATE	W	17-7
TENNESSEE	W	10-7
TENNESSEE	W	7-6
TENNESSEE	W	8-7
MTSU (Away)	L	3-12
MEMPHIS	W	16-5
LSU (Away)	L	4-8
LSU (Away)	L	10-12
LSU (Away)	W	9-2
MTSU (Home)	L	3-5
FLORIDA	L	4-8
FLORIDA	L	7-14
FLORIDA	L	3-9

1990 (28-30, 12-13)

Coach: Roy Mewbourne

TREVECCA	W	8-0
Armstrong State	L	1-10
Army	W	7-3
Louisville	W	8-7
AUSTIN PEAY	L	7-10
MURRAY STATE	W	5-1
Rice	L	3-4
New York Tech	W	11-2
Rice	L	0-5
Houston	L	4-12
Memphis	L	2-12
VALPARAISO	W	21-9
TENNESSEE	W	8-7
TENNESSEE	L	4-5
TENNESSEE	L	9-11
CINCINNATI	W	10-3
CINCINNATI	W	13-5
Florida	L	5-7
Florida	W	10-8
Florida	L	9-13
SAMFORD	L	4-16
Western Kentucky	L	7-9
INDIANA STATE	L	8-13
GEORGIA	W	5-1
GEORGIA	W	7-2
GEORGIA	L	11-12
W. KENTUCKY	L	7-9
Austin Peay	L	12-15
Kentucky	L	2-14
Kentucky	W	4-3
Kentucky	W	6-2
MTSU (Away)	L	6-9
UAB (Home)	L	4-6
AUBURN	L	5-15
AUBURN	W	8-2
EVANSVILLE	L	1-13
EVANSVILLE	W	4-2
Tennessee State	W	5-1
Mississippi State	W	4-2
Mississippi State	L	6-8
Mississippi State	L	4-12
MTSU (Home)	L	2-8
Lipscomb	W	10-6
TENNESSEE STATE	W	11-7
Mississippi	W	6-5
Mississippi	W	2-0
Mississippi	L	3-6
LSU (Home)	L	5-7
LSU (Home)	W	4-3
LSU (Home)	L	3-7
Murray State	W	15-11
UAB (Away)	W	1-0
Alabama	L	1-11
Alabama	W	6-2
Georgia*	W	6-3
Auburn*	W	4-3
LSU*	L	5-13
Mississippi State*	L	9-17

* SEC Tournament

1991 (29-27, 8-19)

Coach: Roy Mewbourne

Samford	L	3-7
The Citadel	W	8-1
Wake Forest	W	7-6
Armstrong State	L	2-6
AUSTIN PEAY	L	7-4
TENNESSEE STATE	W	24-9
ANDERSON	W	15-6
ST. JOSEPH'S	W	4-1
BOSTON COLLEGE	W	23-13
Rollins	L	0-1
VALPARAISO	W	24-0
BELMONT	W	14-1
Tennessee	L	5-12
Tennessee	L	3-5
Tennessee	W	12-9
Tennessee State	L	0-9
BUTLER	W	9-0
BUTLER	W	6-5
BUTLER	W	11-5
FLORIDA	L	8-15
FLORIDA	L	2-8
FLORIDA	W	5-4
W. KENTUCKY	L	7-11
SAMFORD	W	15-2
TREVECCA	W	11-3
Georgia	L	3-8
Georgia	L	1-2
Georgia	L	6-7
Lipscomb	W	11-3
Western Kentucky	L	2-6
KENTUCKY	W	9-7
KENTUCKY	W	8-4
KENTUCKY	L	4-10
MTSU (Away)	W	9-6
UAB (Home)	W	6-2
Auburn	W	9-7
Auburn	L	1-3
Auburn	L	5-6
LIPSCOMB	L	7-10
Evansville	L	3-10
Evansville	W	2-0
MISSISSIPPI STATE	L	3-8
MISSISSIPPI STATE	L	3-8
MISSISSIPPI STATE	L	2-7
Austin Peay	W	19-5
MTSU (Home)	W	22-4
MISSISSIPPI	L	3-10
MISSISSIPPI	L	4-12
MISSISSIPPI	W	8-3
TENNESSEE TECH	W	6-5
LSU (Away)	L	5-21
LSU (Away)	L	5-8
LSU (Away)	W	11-6
UAB (Away)	L	2-7
ALABAMA	W	7-6
ALABAMA	L	4-11
ALABAMA	L	5-9



YEARLY RESULTS

1992 (29-24-1, 11-12)

Coach: Roy Mewbourne

Samford	W	9-6
UAB (Away)	L	6-7
TREVECCA	W	14-4
South Carolina State	W	14-5
Armstrong State	L	3-9
The Citadel	L	1-3
Eastern Kentucky	L	1-4
Ball State	W	11-10
Mercer	W	14-1
CENTRAL FLORIDA	L	5-9
ROLLINS	L	5-10
INDIANA STATE	W	3-1
VALPARAISO	W	14-9
BUTLER	W	6-1
BUTLER	W	10-6
UAB (HOME)	W	9-6
Western Kentucky	L	3-6
MISSISSIPPI	L	3-13
MISSISSIPPI	W	4-3
SAMFORD	W	12-10
AUSTIN PEAY	T	3-3
Alabama	L	5-6
Alabama	W	4-3
Alabama	W	19-16
W. KENTUCKY	L	10-13
Memphis	L	2-9
Mississippi State	L	5-11
Mississippi State	L	6-10
Mississippi State	L	1-2
MTSU (Home)	W	5-4
AUSTIN PEAY	L	6-9
FLORIDA	L	10-11
FLORIDA	W	5-4
FLORIDA	W	6-4
EVANSVILLE	W	15-1
EVANSVILLE	W	5-1
SOUTH CAROLINA	L	1-21
SOUTH CAROLINA	L	5-7
SOUTH CAROLINA	L	7-18
MTSU (Away)	W	4-2
LIPSCOMB	W	12-6
Kentucky	W	8-6
Kentucky	W	6-4
Kentucky	L	2-13
TENNESSEE STATE	W	5-4
Tennessee	W	5-4
Tennessee	W	2-1
Tennessee	L	4-10
Austin Peay	W	11-8
GEORGIA	W	17-9
GEORGIA	W	2-1
GEORGIA	L	7-8
LSU*	L	2-7
South Carolina*	L	1-14

* SEC Tournament

1993 (32-23-1, 11-15-1)

Coach: Roy Mewbourne

Samford	W	8-5
UAB (Away)	L	5-11
TREVECCA	W	10-3
Mercer	W	7-6
Mercer	W	15-3
Mercer	W	9-4
Hofstra	W	6-1
Central Florida	W	1-0
Rollins	W	10-4
St. Joseph's	W	4-3
LIPSCOMB	W	5-4
MURRAY STATE	W	10-6
MOREHEAD STATE	L	5-6
UT-MARTIN	W	11-5
MOREHEAD STATE	W	5-3
MICHIGAN STATE	L	17-22
MICHIGAN STATE	L	1-5
MICHIGAN STATE	L	8-17
W. KENTUCKY	W	17-3
Mississippi	L	1-2
Mississippi	W	4-3
Mississippi	W	11-8
Tennessee State	L	4-5
MEMPHIS	W	10-5
ALABAMA	L	4-6
ALABAMA	L	6-8
ALABAMA	W	7-5
SAMFORD	W	13-8
Austin Peay	L	4-12
MISSISSIPPI STATE	L	4-9
MISSISSIPPI STATE	W	10-8
MISSISSIPPI STATE	L	7-8
Florida	L	1-12
Florida	L	0-6
Florida	W	15-12
MTSU (Away)	W	10-4
South Carolina	L	1-6
South Carolina	L	0-4
South Carolina	W	8-7
MTSU (Home)	W	6-4
KENTUCKY	L	5-11
KENTUCKY	L	8-24
KENTUCKY	T	4-4
TENNESSEE STATE	W	5-2
Murray State	W	8-4
TENNESSEE	W	9-8
TENNESSEE	L	0-6
TENNESSEE	L	6-12
AUSTIN PEAY	W	7-4
W. KENTUCKY	L	10-11
Georgia	W	4-1
Georgia	W	7-2
Georgia	W	9-8
Tennessee*	L	4-7
South Carolina*	W	11-7
Tennessee*	L	5-11

* SEC Tournament

1994 (28-30, 10-20)

Coach: Roy Mewbourne

E. MICHIGAN	W	11-0
E. MICHIGAN	L	5-6
Lipscomb	W	11-6
MURRAY STATE	W	6-4
VALPARAISO	W	15-3
TREVECCA	W	14-4
St. Bonaventure	W	14-1
Illinois-Chicago	L	6-7
Illinois-Chicago	W	13-4
Central Florida	W	7-3
St. Joseph's	W	12-0
MOREHEAD STATE	W	9-0
WEST VIRGINIA	W	10-1
WEST VIRGINIA	L	3-5
WEST VIRGINIA	L	1-10
BUTLER	W	4-0
LIPSCOMB	W	19-7
W. KENTUCKY	W	7-0
LSU (Away)	L	4-10
LSU (Away)	L	7-16
LSU (Away)	L	3-4
Memphis	L	1-6
TENNESSEE TECH	L	2-4
ARKANSAS	L	0-6
ARKANSAS	L	7-12
ARKANSAS	L	5-7
Austin Peay	L	4-5
Auburn	L	3-5
Auburn	L	7-20
Auburn	L	3-10
EVANSVILLE	W	9-3
EVANSVILLE	W	9-8
FLORIDA	L	9-10
FLORIDA	L	5-6
FLORIDA	W	14-2
SAMFORD	W	12-4
SOUTH CAROLINA	L	6-8
SOUTH CAROLINA	L	6-16
SOUTH CAROLINA	L	7-9
MTSU (Away)	L	9-10
AUSTIN PEAY	L	5-9
Kentucky	W	4-3
Kentucky	W	10-5
Kentucky	L	10-11
Tennessee	L	2-8
Tennessee	L	1-9
Tennessee	L	6-10
UAB (Away)	L	12-13
Western Kentucky	W	9-1
GEORGIA	W	15-11
GEORGIA	W	8-7
GEORGIA	W	10-5
Tennessee*	L	12-20
Florida*	W	15-7
Kentucky*	W	15-6
Georgia*	W	6-1
Tennessee*	W	4-1
Tennessee*	L	3-6


* SEC Tournament

1995 (26-30, 8-19)

Coach: Roy Mewbourne

UAB (Away)	L	2-6
SAMFORD	W	19-4
MURRAY STATE	W	18-4
Birmingham So.	W	13-4
Samford	L	2-3
UAB (Away)	L	14-16
LIPSCOMB	W	9-2
MARSHALL	W	7-4
North Florida	L	0-2
Illinois-Chicago	L	0-5
Central Florida	L	5-9
Xavier	L	8-22
West Virginia	W	11-6
TREVECCA	W	9-5
EASTERN ILLINOIS	W	3-2
MOREHEAD STATE	L	1-3
MOREHEAD STATE	W	13-3
ETSU (Home)	W	7-2
ETSU (Home)	W	10-1
LSU (Home)	L	1-9
LSU (Home)	W	6-4
LSU (Home)	L	3-14
Austin Peay	W	9-4
MEMPHIS	L	3-5
Arkansas	L	7-10
Arkansas	L	5-15
Arkansas	W	7-6
MTSU (Home)	W	2-1
AUBURN	L	3-15
AUBURN	L	12-13
AUBURN	L	5-11
Evansville	W	7-5
Florida	L	0-3
Florida	L	8-9
Florida	L	1-10
AUSTIN PEAY	W	4-2
South Carolina	L	3-4
South Carolina	L	2-9
South Carolina	W	3-0
MTSU (Away)	W	8-3
LOUISVILLE	W	13-0
KENTUCKY	L	5-9
KENTUCKY	W	8-2
KENTUCKY	L	5-8
UT-MARTIN	L	9-11
TENNESSEE	W	7-6
TENNESSEE	L	5-8
TENNESSEE	L	3-16
Western Kentucky	L	6-7
W. KENTUCKY	W	12-1
Georgia	W	11-6
Georgia	L	5-6
Tennessee*	W	9-4
Florida*	W	4-2
Kentucky*	L	6-9
Tennessee*	L	3-4

* SEC Tournament



JoJo Smith won nine games and saved six more for the Commodores in 1990.

YEARLY RESULTS



1996 (29-25, 14-16)

Coach: Roy Mewbourne

TREVECCA	W.	9-5
MURRAY STATE	W.	10-6
PURDUE	L.	6-13
PURDUE	W.	10-6
PURDUE	W.	2-1
KENT	L.	8-12
KENT	W.	8-5
KENT	L.	6-7
Tennessee Tech	L.	2-4
Xavier	L.	2-3
North Florida	W.	8-6
Central Florida	W.	5-3
West Virginia	L.	6-8
LSU (Home)	L.	0-15
LSU (Home)	W.	3-2
LSU (Home)	L.	4-14
WIS.-MILWAUKEE	W.	8-1
Arkansas	W.	5-2
Arkansas	L.	3-6
Arkansas	L.	11-16
Mississippi	L.	1-4
Mississippi	W.	8-6
Mississippi	W.	6-2
ALABAMA	W.	5-0
ALABAMA	L.	13-14
ALABAMA	L.	11-14
Western Kentucky	L.	2-3
Mississippi State	L.	4-8
Mississippi State	W.	6-4
Mississippi State	L.	3-9
MTSU (Away)	W.	5-2
AUSTIN PEAY	L.	4-5
Florida	W.	8-6
Florida	L.	3-9
Florida	W.	14-11
EVANSVILLE	W.	9-3
EVANSVILLE	W.	17-9
SOUTH CAROLINA	W.	10-6
SOUTH CAROLINA	W.	16-10
SOUTH CAROLINA	L.	7-8
Western Kentucky	L.	2-3
KENTUCKY	W.	11-0
KENTUCKY	W.	7-2
KENTUCKY	L.	7-17
MTSU (Home)	L.	7-6
Tennessee	L.	5-12
Tennessee	L.	3-7
Tennessee	L.	4-9
Memphis	W.	9-6
GEORGIA	W.	5-4
GEORGIA	L.	4-5
GEORGIA	W.	7-4
Mississippi State*	L.	5-8

* SEC Tournament

1997 (31-24, 14-16)*

Coach: Roy Mewbourne

* Vanderbilt forfeited 30 games due to an ineligible player.

TREVECCA	W.	8-0
UAB (Home)	W.	6-5
SAMFORD	W.	7-4
UT-MARTIN	W.	8-3
INDIANA	L.	6-7
INDIANA	W.	17-5
IUPUI	W.	19-1
vs. Central Florida	L.	2-9
vs. South Alabama	L.	2-6
vs. Troy State	W.	7-5
UAB (Away)	W.	14-2
Samford	W.	7-6
LSU (Away)	L.	5-19
LSU (Away)	L.	7-8
LSU (Away)	L.	3-7
JACKSONVILLE ST.	L.	4-6
ARKANSAS	L.	4-13
ARKANSAS	W.	13-10
ARKANSAS	L.	5-18
MURRAY STATE	L.	8-9
MISSISSIPPI	W.	15-5
MISSISSIPPI	W.	13-6
MISSISSIPPI	W.	8-6
W. KENTUCKY	W.	10-5
Alabama	L.	2-8
Alabama	L.	3-6
Alabama	L.	2-14
Evansville	L.	8-12
Evansville	L.	4-5
MISSISSIPPI STATE	L.	5-15
MISSISSIPPI STATE	L.	13-25
MISSISSIPPI STATE	W.	7-6
Austin Peay	W.	11-5
W. Kentucky	W.	16-6
FLORIDA	W.	12-7
FLORIDA	W.	14-9
FLORIDA	W.	12-6
AUSTIN PEAY	W.	11-5
LIPSCOMB	W.	10-5
South Carolina	W.	15-9
South Carolina	L.	5-7
South Carolina	L.	9-10
TENNESSEE	L.	2-11
TENNESSEE	W.	10-9
TENNESSEE	W.	12-9
MTSU (Home)	W.	5-4
MTSU (Home)	W.	10-9
Kentucky	W.	11-10
Kentucky	W.	7-4
Kentucky	L.	2-3
Memphis	L.	4-6
Murray State	W.	15-3
Georgia	L.	5-9
Georgia	W.	6-2
Georgia	L.	2-5

1998 (25-28, 6-24)

Coach: Roy Mewbourne

LIPSCOMB	W.	12-4
BELMONT	W.	11-0
UAB (Away)	W.	11-8
UAB (Home)	W.	1-0
INDIANA	W.	8-7
INDIANA	W.	6-5
SAMFORD	W.	14-5
KENT STATE	W.	4-1
KENT STATE	W.	9-3
KENT STATE	W.	13-8
Samford	L.	5-7
TENNESSEE TECH	W.	21-15
KENTUCKY	W.	14-2
KENTUCKY	W.	7-5
KENTUCKY	L.	9-13
VALPARAISO	W.	16-7
Arkansas	L.	3-5
Arkansas	L.	4-10
Arkansas	W.	9-4
YALE	W.	4-0
Florida	L.	1-12
Florida	L.	1-8
Florida	L.	1-6
Tennessee Tech	L.	11-12
MURRAY STATE	W.	14-13
GEORGIA	L.	9-11
GEORGIA	L.	15-18
GEORGIA	L.	3-8
MTSU (Away)	W.	13-10
Auburn	L.	1-12
Auburn	L.	6-8
Auburn	L.	3-8
W. KENTUCKY	W.	14-7
LSU (Home)	L.	3-5
LSU (Home)	L.	4-6
LSU (Home)	W.	8-7
EVANSVILLE	W.	9-6
EVANSVILLE	W.	21-11
Mississippi	W.	11-9
Mississippi	L.	2-3
Mississippi	L.	1-5
Western Kentucky	L.	10-13
SOUTH CAROLINA	L.	4-20
SOUTH CAROLINA	L.	3-4
SOUTH CAROLINA	L.	5-14
MTSU (Home)	W.	12-6
ALABAMA	L.	2-15
ALABAMA	W.	11-6
ALABAMA	L.	8-9
Austin Peay	L.	8-9
Tennessee	L.	6-12
Tennessee	L.	10-11
Tennessee	L.	6-14

1999 (22-33, 8-22)

Coach: Roy Mewbourne

UT-MARTIN	W.	3-2
BELMONT	L.	1-2
UAB (Home)	W.	13-2
vs. Baylor	L.	4-10
Houston	L.	3-4
vs. Oklahoma	W.	7-2
TENNESSEE TECH	W.	11-6
PURDUE	W.	13-5
PURDUE	W.	11-6
PURDUE	W.	10-7
BELMONT	W.	7-6
vs. W. Virginia	W.	9-2
vs. Northwestern	L.	6-7
vs. Wake Forest	L.	2-3
UAB (Away)	L.	7-12
Kentucky	W.	3-2
Kentucky	W.	9-4
Kentucky	L.	1-4
ROCKHURST	L.	5-8
AUBURN	L.	2-4
AUBURN	L.	5-6
AUBURN	L.	2-8
Tennessee Tech	W.	12-8
Western Kentucky	W.	7-4
South Carolina	L.	8-15
South Carolina	L.	2-12
South Carolina	L.	2-3
MISSISSIPPI	L.	6-7
MISSISSIPPI	L.	5-13
MISSISSIPPI	W.	11-8
Evansville	L.	9-10
Evansville	W.	11-2
LSU (Away)	W.	11-2
LSU (Away)	L.	2-10
LSU (Away)	L.	2-9
MEMPHIS	L.	4-6
MTSU (Away)	W.	5-3
ARKANSAS	W.	6-5
ARKANSAS	L.	2-5
ARKANSAS	L.	7-10
MTSU (Home)	L.	9-12
Austin Peay	L.	6-9
Georgia	W.	14-5
Georgia	L.	1-9
Georgia	L.	10-11
FLORIDA	L.	4-5
FLORIDA	L.	6-17
FLORIDA	L.	7-10
AUSTIN PEAY	W.	7-6
Alabama	L.	3-9
Alabama	L.	13-22
Alabama	L.	5-14
TENNESSEE	W.	5-3
TENNESSEE	L.	4-12
TENNESSEE	W.	9-8



YEARLY RESULTS

2000 (21-33, 5-24) COACH ROY MEWBOURNE

2/15	Belmont	L	4-7
2/18	Purdue	W	6-2 (6 inn)
2/19	Purdue	L	1-4
2/20	Purdue	L	3-4
2/22	UAB	W	6-4
2/25	Louisville	W	18-5
2/26	Louisville	W	6-5 (10 inn)
2/27	Louisville	W	9-5
2/29	Samford	L	7-13
3/3	# at Troy State	W	8-5
3/4	# vs. UCONN	W	8-2
3/5	# at Troy State	W	16-11
3/7	at Samford	L	2-3 (10 inn)
3/8	at UAB	L	2-12
3/11	at Mississippi State	L	5-7
3/11	at Mississippi State	L	7-10
3/12	at Mississippi State	L	0-8
3/14	YALE	W	22-5
3/15	VALPARAISO	W	12-1
3/17	LSU	L	0-6
3/18	LSU	L	4-17
3/21	at Memphis	L	1-5
3/24	at Ole Miss	L	0-4
3/25	at Ole Miss	L	5-7
3/26	at Ole Miss	W	3-2
3/28	at Belmont	W	21-5
3/29	at Austin Peay	W	5-3 (8 inn)
3/31	at Florida	W	7-4
4/1	at Florida	L	2-5
4/2	at Florida	L	6-10
4/4	Austin Peay	L	10-13
4/5	Western Kentucky	W	9-3
4/7	Georgia	L	7-15
4/8	Georgia	W	10-7
4/9	Georgia	W	14-13
4/12	Evansville	W	10-3
4/14	South Carolina	L	5-14
4/15	South Carolina	L	1-2
4/16	South Carolina	L	3-7
4/18	at Middle Tennessee	L	8-9
4/21	at Auburn	L	1-5
4/22	at Auburn	W	9-8
4/23	at Auburn	L	8-10
4/25	Western Kentucky	W	16-10
4/28	Alabama	L	2-11
4/29	Alabama	L	4-10
4/30	Alabama	L	4-14
5/2	Middle Tennessee	W	9-4
5/5	at Tennessee	L	4-6
5/6	at Tennessee	L	5-15
5/7	at Tennessee	L	1-3
5/12	Kentucky	L	5-9
5/13	Kentucky	L	3-7
5/14	Kentucky	L	1-11

Troy State Classic (Troy, Ala.); * SEC Game.

2001 (24-31, 9-21) COACH ROY MEWBOURNE

2/10	Belmont	W	5-3
2/11	UT-Martin	W	5-0
2/18	Birmingham So.	L	3-7
2/21	UAB	W	4-3
2/24	Bradley	L	4-6
2/24	Bradley	W	14-3 (7 inn)
2/25	Bradley	W	10-9
2/27	at Belmont	W	7-1
2/28	Tennessee Tech	W	10-3
3/2	^ vs. St. John's	W	7-2 (10 inn)
3/4	^ vs. Purdue	W	19-2
3/4	^ vs. Troy State	W	3-1
3/6	at UAB	L	1-6
3/7	at Samford	L	2-3
3/9	* at Alabama	W	12-4
3/10	* at Alabama	L	4-16
3/11	* at Alabama	W	7-6 (10 inn)
3/14	at Tennessee Tech	W	9-7
3/16	* Mississippi State	W	4-3
3/17	* Mississippi State	L	2-7
3/18	* Mississippi State	W	3-2
3/21	Samford	L	1-9
3/23	* at South Carolina	L	1-4
3/24	* at South Carolina	L	1-7
3/25	* at South Carolina	L	1-13
3/27	at Austin Peay	L	5-7
3/28	Western Kentucky	W	6-5
3/30	* Florida	L	6-9 (10 inn)
3/31	* Florida	L	0-1
4/1	* Florida	L	5-9
4/4	at Middle Tennessee	L	3-19
4/6	* Auburn	L	2-12
4/7	* Auburn	L	11-18
4/8	* Auburn	W	8-6
4/10	at Evansville	L	4-22
4/11	at Evansville	L	3-10
4/13	* at Kentucky	L	4-6
4/14	* at Kentucky	W	10-8
4/15	* at Kentucky	L	1-7
4/18	Memphis	W	10-6
4/20	* at LSU	W	7-5
4/21	* at LSU	L	2-7
4/22	* at LSU	L	2-18
4/24	Treveca	W	6-5
4/27	* Ole Miss	L	6-17
4/28	* Ole Miss	L	8-9
4/29	* Ole Miss	W	7-3
5/1	Austin Peay	L	3-9
5/4	* at Georgia	L	4-5
5/5	* at Georgia	L	5-6 (13 inn)
5/6	* at Georgia	L	6-7
5/9	Middle Tennessee	W	9-8
5/11	* Tennessee	W	12-8
5/12	* Tennessee	L	8-11 (10 inn)
5/13	* Tennessee	L	3-5 (11 inn)

^ Wiregrass Baseball Classic (Dothan, Ala.);
* SEC Game.

2002 (24-27, 7-21) COACH ROY MEWBOURNE

2/12	TENNESSEE TECH	W	6-4
2/16	WEST VIRGINIA	W	7-6
2/17	WEST VIRGINIA	W	10-5
2/20	LIPSCOMB	W	6-3
2/22	at Louisville	L	1-6
2/23	at Louisville	L	3-12
2/24	at Louisville	W	6-5
3/1	@ UCONN	W	11-5
3/2	@ IOWA	W	2-1
3/5	^ vs. Campbell	W	7-3
3/7	at Central Florida	W	7-2
3/8	at Central Florida	L	3-4 (11 inn)
3/9	# vs. Temple	W	10-6
3/13	BELMONT	W	10-7
3/15	* at LSU	L	0-6
3/16	* at LSU	W	9-2
3/17	* at LSU	W	8-7
3/22	* GEORGIA	L	4-14
3/23	* GEORGIA	L	7-9
3/24	* GEORGIA	L	3-11
3/27	at Tennessee Tech	L	7-12
3/30	* ARKANSAS	W	4-3
4/3	at Western Kentucky	L	6-13
4/5	* at Ole Miss	L	0-9
4/6	* at Ole Miss	L	1-6
4/7	* at Ole Miss	L	9-10 (10 inn)
4/9	at Austin Peay	W	6-5
4/12	* SOUTH CAROLINA	L	5-7
4/13	* SOUTH CAROLINA	L	1-10
4/14	* SOUTH CAROLINA	L	13-20
4/16	EVANSVILLE	W	5-4
4/17	EVANSVILLE	W	14-3 (5 inn)
4/19	* at Florida	L	7-13
4/20	* at Florida	L	7-8
4/21	* at Florida	L	3-7
4/23	MIDDLE TENNESSEE	W	5-2
4/26	* MISSISSIPPI STATE	L	4-6
4/27	* MISSISSIPPI STATE	L	4-12
4/28	* MISSISSIPPI STATE	W	4-0
5/1	AUSTIN PEAY	L	0-5
5/3	* at Auburn	L	5-6
5/4	* at Auburn	L	5-6
5/5	* at Auburn	L	6-7 (10 inn)
5/7	WESTERN KENTUCKY	W	10-9
5/10	* KENTUCKY	W	3-1
5/11	* KENTUCKY	L	7-19
5/12	* KENTUCKY	W	17-4
5/14	at Middle Tennessee	W	4-3 (10 inn)
5/17	* at Tennessee	L	4-5 (12 inn)
5/18	* at Tennessee	W	7-5
5/19	* at Tennessee	L	9-10

@ Music City Classic (Hawkins Field); ^ Jacksonville, Fla. # Orlando, Fla.; * SEC Game.

Head Coach Roy Mewbourne retired following the 2002 season ending his Vanderbilt career as the school's all-time winningest coach.



YEARLY RESULTS



2003 (27-28, 14-16)

COACH TIM CORBIN

2/14	#	vs. Old Dominion	L	0-2
2/15	#	vs. The Citadel	W	4-3
2/18		ETSU	W	5-4
2/21		CINCINNATI	W	5-4
2/23		CINCINNATI	W	3-1
2/23		CINCINNATI	L	2-7
2/26		BELMONT	L	0-1
2/27		TREVECCA	W	4-0
2/28		RUTGERS	W	3-2 (12 inn)
3/1		KENT STATE	L	4-6
3/2		#17 KANSAS	L	2-4
3/5	^	vs. Central Michigan	W	19-2
3/5		at Jacksonville	W	5-2 (11 inn)
3/7	^	Michigan State	W	5-4
3/8	^	vs. #17 Notre Dame	L	1-3 (10 inn)
3/11		LIPSCOMB	W	6-5
3/14	*	at #10 Mississippi State	W	4-5 (13 inn)
3/15	*	at #10 Mississippi State	L	4-3
3/16	*	at #10 Mississippi State	L	1-9
3/19		LIPSCOMB	W	5-2
3/21	*	OLE MISS	W	2-1 (11 inn)
3/22	*	OLE MISS	L	0-3
3/23	*	OLE MISS	L	1-3
3/28	*	at #10 South Carolina	L	0-2
3/29	*	at #10 South Carolina	L	7-11 (10 inn)
3/30	*	at #10 South Carolina	L	3-8
4/1		WESTERN KENTUCKY	L	4-11
4/4	*	#13 FLORIDA	W	2-1
4/5	*	#13 FLORIDA	W	4-2
4/6	*	#13 FLORIDA	W	4-1
4/8		at Evansville	L	7-12
4/11	*	at #25 Arkansas	W	6-4
4/12	*	at #25 Arkansas	L	7-17
4/13	*	at #25 Arkansas	L	5-8
4/15	*	at Middle Tennessee	L	5-9
4/18	*	#7 LSU	W	4-2
4/19	*	#7 LSU	W	5-4 (10 inn)
4/20	*	#7 LSU	L	2-9
4/22		AUSTIN PEAY	W	3-2 (11 inn)
4/25	*	#8 AUBURN	W	7-4
4/26	*	#8 AUBURN	L	4-7
4/27	*	#8 AUBURN	W	3-0
5/2	*	at Georgia	L	2-4
5/3	*	at Georgia	L	2-3
5/4	*	at Georgia	L	1-4
5/6		at Western Kentucky	W	4-0 PG
5/9	*	at Kentucky	W	7-5
5/10	*	at Kentucky	L	1-5
5/11	*	at Kentucky	L	5-6 (10 inn)
5/13		MIDDLE TENNESSEE	L	2-4
5/16	*	TENNESSEE	W	7-4
5/17	*	TENNESSEE	W	9-1
5/18	*	TENNESSEE	W	6-5
5/22	!	vs. Auburn	L	1-3
5/23	!	vs. South Carolina	L	2-3

ESPN Radio 1340 Shootout (Charleston, S.C.);
@ Music City Classic (Hawkins Field); ^ Kennel
Club Classic (Jacksonville, Fla.); ! SEC Tournament
(Birmingham, Ala.); * SEC Game.

2004 (45-19, 16-14)

COACH TIM CORBIN

NCAA REGIONAL CHAMPIONS

NCAA SUPER REGIONAL

2/20		SOUTHERN ILLINOIS	W	12-6
2/21		SOUTHERN ILLINOIS	W	10-8
2/22		SOUTHERN ILLINOIS	W	15-0
2/24		LIPSCOMB	W	7-0
2/27	@	MARYLAND	W	8-0
2/28	@	ARKANSAS STATE	W	12-2
2/29	@	PURDUE	W	3-2 (10 inn)
3/3		WESTERN KENTUCKY	L	9-10
3/6		CINCINNATI	W	8-2
3/6		CINCINNATI	W	9-1
3/7		CINCINNATI	W	11-2
3/10		at Austin Peay	W	7-4
3/12		at Baylor	L	0-12
3/13		at Baylor	W	1-0
3/14		at Baylor	W	11-7
3/16		UT-MARTIN	W	6-5
3/19	*	at Ole Miss	L	4-5
3/20	*	at Ole Miss	L	5-6
3/21	*	at Ole Miss	L	1-3
3/23		MOREHEAD STATE	W	9-4
3/26	*	GEORGIA	W	4-3
3/27	*	GEORGIA	W	8-4
3/28	*	GEORGIA	W	12-8
3/30		BELMONT	W	3-0
3/31		AUSTIN PEAY	W	7-4
4/2	*	#6SOUTH CAROLINA	W	6-2
4/3	*	#6SOUTH CAROLINA	L	3-6
4/4	*	#6SOUTH CAROLINA	L	4-10
4/6		at Evansville	W	10-7
4/9	*	at Alabama	W	6-5
4/10	*	at Alabama	L	1-3
4/11	*	at Alabama	W	3-2
4/14		EVANSVILLE	W	7-4
4/16	*	#21ARKANSAS	L	3-6
4/17	*	#21ARKANSAS	L	4-9
4/18	*	#21ARKANSAS	W	14-8
4/20		at Middle Tennessee	W	6-3
4/23	*	#19Florida	L	3-5
4/24	*	#19Florida	L	2-4
4/25	*	#19Florida	L	2-3 (10 inn)
4/27		at Lipscomb	W	12-1
4/30	*	MISSISSIPPI STATE	W	7-2
5/1	*	MISSISSIPPI STATE	W	5-1
5/2	*	MISSISSIPPI STATE	W	5-4
5/7	*	at #16Tennessee	L	3-5 (10 inn)
5/8	*	at #16Tennessee	W	2-0
5/9	*	at #16Tennessee	W	3-2
5/12		SAMFORD	W	8-0
5/15	*	#5 LSU	L	2-3
5/15	*	#5 LSU	L	6-7 (10 inn)
5/16	*	#5 LSU	W	8-0 (11 inn)
5/19		MIDDLE TENNESSEE	W	6-1
5/21	*	KENTUCKY	W	9-1
5/22	*	KENTUCKY	W	8-6
5/23	*	KENTUCKY	W	11-5
5/26	!	vs. Georgia	W	6-0
5/27	!	vs. Florida	W	3-0
5/29	!	vs. Florida	W	6-5 (12 inn)
5/30	!	vs. South Carolina	L	2-3
6/4	\$	vs. George Mason	W	7-3
6/5	\$	vs. Princeton	W	11-1
6/6	\$	at Virginia	W	7-3
6/11	+	at Texas	L	3-15
6/12	+	at Texas	L	2-10

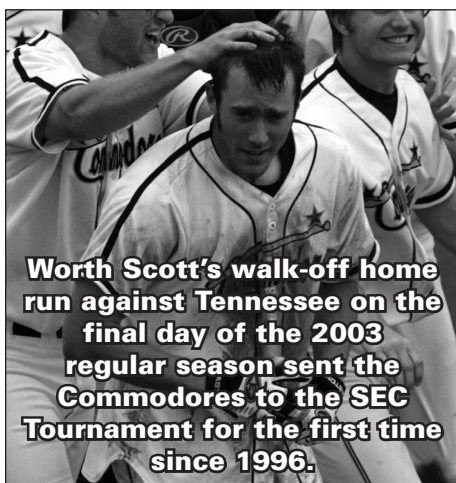
@ Music City Classic (Hawkins Field); ! SEC Tournament
(Hoover, Ala.); \$ NCAA Regional (Charlottesville, Va.);
+ NCAA Super Regional (Austin, Texas) * SEC Game.

2005 (34-21, 13-17)

COACH TIM CORBIN

2/18		VMI	W	4-3
2/19		VMI	W	5-2
2/23		UT-MARTIN	W	12-5
2/25	@	BOSTON COLLEGE	W	6-5
2/26	@	ILLINOIS STATE	W	2-1
2/27	@	CONNECTICUT	W	3-0
3/2		at Lipscomb	W	9-3
3/4		BALL STATE	W	6-2
3/5		BALL STATE	W	7-1
3/6		BALL STATE	W	4-0
3/7		OAKLAND	W	8-3
3/8		LIPSCOMB	W	11-1
3/11		BAYLOR	L	4-9 (13 inn)
3/12		BAYLOR	L	5-16
3/13		BAYLOR	L	1-4
3/16		MURRAY STATE	W	5-2
3/18	*	at Mississippi State	W	10-3
3/19	*	at Mississippi State	L	3-5
3/20	*	at Mississippi State	L	1-5
3/23		TENNESSEE TECH	W	4-2
3/25	*	ALABAMA	W	1-0
3/26	*	ALABAMA	W	4-3 (13 inn)
3/27	*	ALABAMA	L	8-10
3/29		JACKSONVILLE STATE	W	14-5
4/1	*	OLE MISS	L	2-6
4/2	*	OLE MISS	W	7-4
4/3	*	OLE MISS	W	7-2
4/8	*	at Arkansas	L	5-6
4/9	*	at Arkansas	L	4-5 (10 inn)
4/10	*	at Arkansas	L	0-3
4/12		WESTERN KENTUCKY	W	9-6
4/15	*	at South Carolina	W	11-3
4/16	*	at South Carolina	W	2-1
4/17	*	at South Carolina	L	4-7
4/19		BELMONT	W	4-1
4/20		at Western Kentucky	W	10-6
4/22	*	TENNESSEE	L	4-8
4/23	*	TENNESSEE	W	2-1
4/24	*	TENNESSEE	W	6-4
4/26		at Middle Tennessee	W	9-3
4/30	*	LSU	W	9-4
4/30	*	LSU	L	3-9
5/1	*	LSU	L	0-3
5/6	*	at Georgia	L	3-4
5/7	*	at Georgia	W	6-5
5/8	*	at Georgia	L	2-6
5/11		MIDDLE TENNESSEE	L	4-6
5/13	*	at Kentucky	W	8-0
5/15	*	at Kentucky	L	5-6 (7 inn)
5/15	*	at Kentucky	W	11-7 (9 inn)
5/17		at Ohio	W	13-4
5/18		at Ohio	W	3-0
5/20	*	FLORIDA	L	4-5
5/21	*	FLORIDA	L	1-2 (13 inn)
5/22	*	FLORIDA	L	3-6

@ Music City Classic (Hawkins Field); * SEC Game.



Worth Scott's walk-off home run against Tennessee on the final day of the 2003 regular season sent the Commodores to the SEC Tournament for the first time since 1996.



YEARLY RESULTS

2006 (38-27, 16-14)

COACH TIM CORBIN

NCAA REGIONAL

2/17	#	vs. San Diego	L	0-10
2/18	#	at USC	W	6-2
2/19	#	vs. Kansas	L	2-5 (11 inn)
2/22		Tennessee Tech	W	9-5
2/24	@	Pittsburgh	W	2-1 (12 inn)
2/25	@	Kent State	L	1-2
2/26	@	Kansas	L	3-4
2/28		Murray State	W	7-1
3/3		Ball State	L	2-3
3/4		Ball State	W	7-6
3/5		Ball State	W	6-1
3/7		Creighton	L	4-5
3/10		Brown	W	9-5
3/11		Brown	W	11-4
3/12		Brown	W	8-7 (10 inn)
3/14		Butler	W	14-6
3/15		Butler	W	8-2
3/17	*	at Ole Miss	W	7-6
3/18	*	at Ole Miss	L	1-5
3/18	*	at Ole Miss	W	5-0
3/22		Belmont	W	7-0
3/24	*	Auburn	W	2-0
3/25	*	Auburn	W	9-1
3/26	*	Auburn	W	5-2
3/28		at Western Kentucky	L	4-6
3/31	*	at Florida	W	6-0
4/1	*	at Florida	L	4-6
4/2	*	at Florida	W	16-2
4/5		at Austin Peay	W	6-2 (14 inn)
4/7	*	Arkansas	W	7-1
4/8	*	Arkansas	L	3-5
4/9	*	Arkansas	L	3-4
4/11		Western Kentucky	W	15-1
4/12		at Lipscomb	W	16-3
4/14	*	Georgia	L	7-9
4/15	*	Georgia	W	5-4
4/16	*	Georgia	W	11-3
4/18		at Middle Tennessee	L	8-13
4/22	*	at Alabama	L	3-9
4/22	*	at Alabama	L	7-14
4/23	*	at Alabama	L	5-6
4/25		Austin Peay	W	7-2
4/28	*	Kentucky	W	8-6
4/29	*	Kentucky	L	9-11
4/30	*	Kentucky	L	9-12
5/5	*	at Tennessee	L	3-13
5/6	*	at Tennessee	L	3-5
5/6	*	at Tennessee	W	6-4
5/10		Lipscomb	L	8-11
5/12	*	at LSU	L	3-4
5/13	*	at LSU	W	19-4
5/14	*	at LSU	W	8-4
5/16		Middle Tennessee	W	4-1
5/18	*	South Carolina	W	8-7
5/19	*	South Carolina	W	10-6
5/20	*	South Carolina	L	3-6
5/24	!	vs. Georgia	W	9-4
5/25	!	vs. South Carolina	W	11-1 (7 inn)
5/27	!	vs. Georgia	L	4-5
5/27	!	vs. Georgia	W	11-1 (7 inn)
5/28	!	vs. Ole Miss	L	3-9
6/2	\$	vs. Michigan	W	5-2
6/3	\$	vs. Georgia Tech	L	3-7
6/4	\$	vs. Michigan	W	5-4
6/4	\$	vs. Georgia Tech	L	4-8

Public Storage Classic (Los Angeles); @ Music City Classic (Hawkins Field); ! SEC Tournament (Hoover, Ala.); \$ NCAA Regional (Atlanta, Ga.); * SEC Game.



The 2007 team set a school record with 54 wins, winning the SEC regular season and tournament championships.

2007 (54-13, 22-8)

COACH TIM CORBIN

SEC CHAMPIONS


SEC TOURNAMENT CHAMPIONS

NCAA REGIONAL

2/9	#	vs. Rice	W	7-3
2/10	#	vs. Arizona State	W	7-6 (10 inn)
2/11	#	vs. Baylor	W	7-4
2/16		Ohio	W	10-1
2/18		Ohio	W	11-1
2/18		Ohio	W	5-1
2/21		Lipscomb	W	16-7
2/23	@	Pittsburgh	W	4-3
2/24	@	Ball State	W	15-3
2/25	@	Boston College	W	7-6
2/27		Austin Peay	W	8-0
3/2		Xavier	W	3-2
3/3		Xavier	W	10-3
3/4		Xavier	W	9-0
3/6		at Western Kentucky	W	6-4
3/9		Illinois-Chicago	W	2-1
3/10		Illinois-Chicago	W	1-0
3/11		Illinois-Chicago	W	14-5
3/14		at Belmont	W	15-7
3/16	*	Ole Miss	W	3-2 (10 inn)
3/17	*	Ole Miss	L	1-6
3/18	*	Ole Miss	W	7-6
3/20		Western Kentucky	W	15-2
3/23	*	at Arkansas	L	7-8 (10 inn)
3/24	*	at Arkansas	W	6-3
3/25	*	at Arkansas	L	3-8
3/28		Middle Tennessee	W	14-2
3/30	*	at South Carolina	W	4-3 (12 inn)
3/31	*	at South Carolina	W	12-1
4/1	*	at South Carolina	L	2-8
4/4		at Austin Peay	W	4-1
4/6	*	Alabama	W	3-0
4/7	*	Alabama	W	4-2
4/8	*	Alabama	L	3-5 (10 inn)
4/11		Belmont	W	7-6
4/13	*	at Kentucky	W	10-8 (12 inn)
4/15	*	at Kentucky	W	9-4 (7 inn)
4/15	*	at Kentucky	L	6-8
4/17		at Lipscomb	L	3-5
4/18		at Middle Tennessee	L	8-11
4/20	*	Tennessee	W	3-1
4/21	*	Tennessee	W	4-3
4/22	*	Tennessee	W	7-6
4/25		Tennessee Tech	W	12-10
4/27	*	Florida	W	10-1

4/28	*	Florida	W	17-6
4/29	*	Florida	W	13-5
5/4	*	at Georgia	W	8-5
5/5	*	at Georgia	L	0-7
5/6	*	at Georgia	W	15-4
5/11	*	at Auburn	W	10-5
5/12	*	at Auburn	W	6-5 (10 inn)
5/13	*	at Auburn	L	4-5
5/17	*	LSU	W	4-1
5/18	*	LSU	W	6-2
5/19	*	LSU	W	6-2
5/23	!	Tennessee	L	4-6
5/24	!	vs. Mississippi State	W	3-2
5/25	!	vs. Tennessee	W	15-2
5/26	!	vs. Ole Miss	W	13-1 (8 inn)
5/26	!	vs. Ole Miss	W	7-6 (10 inn)
5/27	!	vs. Arkansas	W	7-4
6/1	\$	Austin Peay	W	2-1 (11 inn)
6/2	\$	Michigan	L	3-4
6/3	\$	Austin Peay	W	11-5
6/3	\$	Michigan	W	10-7
6/4	\$	Michigan	L	3-4 (10 inn)

Houston College Classic (Minute Maid Park); @ Music City Classic (Hawkins Field); ! SEC Tournament (Hoover, Ala.); \$ NCAA Regional (Nashville, Tenn.); * SEC Game.



David Price won several national and SEC awards for his stellar 2007.

YEARLY RESULTS



2008 (41-22, 15-14)

COACH TIM CORBIN

NCAA REGIONAL

2/22	#	vs. Oregon State	W	8-1
2/23	#	at Arizona State	L	6-18
2/24	#	vs. Miami	W	4-3
2/27		Evansville	W	4-3
2/29		Kansas	W	7-1
3/1		Iowa	L	3-6
3/2		Xavier	W	17-3
3/4		Louisville	W	17-6
3/6		Illinois-Chicago	L	1-2
3/7		Illinois-Chicago	W	5-4
3/9		Illinois-Chicago	W	9-3
3/11		Western Carolina	W	5-3
3/12		Western Carolina	W	11-4
3/14	*	South Carolina	W	4-3 (13 inn)
3/15	*	South Carolina	L	7-16
3/16	*	South Carolina	W	10-4
3/19		Lipscomb	W	12-4
3/21	*	at Alabama	W	2-1
3/22	*	at Alabama	L	7-9
3/23	*	at Alabama	L	3-10
3/25		Belmont	W	7-3
3/26		Middle Tennessee	W	12-10 (12 inn)
3/30	*	Arkansas	W	6-5 (12 inn)
3/30	*	Arkansas	W	6-2
4/1		SE Missouri	L	8-12
4/2		at Middle Tennessee	W	6-5
4/5	*	at Ole Miss	L	6-7
4/5	*	at Ole Miss	L	0-8
4/6	*	at Ole Miss	L	6-11
4/8		Western Kentucky	W	5-1
4/9		Austin Peay	W	8-1
4/11	*	at Mississippi State	W	15-8
4/12	*	at Mississippi State	W	16-0
4/13	*	at Mississippi State	W	4-3
4/15		at Lipscomb	W	8-1
4/16		at Western Kentucky	W	5-1
4/19	*	Auburn	L	3-6
4/19	*	Auburn	W	8-2
4/20	*	Auburn	W	9-5
4/22		at Austin Peay	W	9-8
4/23		at Belmont	W	10-7
4/25	*	Kentucky	W	3-2
4/26	*	Kentucky	L	2-6
4/27	*	Kentucky	L	1-3
5/2	*	at Tennessee	W	8-5
5/3	*	at Tennessee	W	9-2
5/4	*	at Tennessee	W	10-8
5/6	@	vs. Memphis	W	8-0
5/7		Tennessee Tech	W	7-2
5/9	*	Georgia	W	13-7
5/10	*	Georgia	L	2-4 (10 inn)
5/11	*	Georgia	L	10-12
5/15	*	at Florida	L	6-8
5/16	*	at Florida	L	4-5
5/17	*	at Florida	L	12-13 (11 inn)
5/21	!	vs. Florida	W	7-3
5/22	!	vs. LSU	L	2-8
5/23	!	vs. South Carolina	W	7-5
5/24	!	vs. Ole Miss	W	7-4
5/24	!	vs. Ole Miss	L	7-8
5/30	\$	vs. Oklahoma	L	5-8
5/31	\$	vs. Stony Brook	W	9-4
6/1	\$	vs. Oklahoma	L	10-11

Tempe, Ariz. (Packard Stadium); @ Jackson, Tenn. (Pringles Park); ! SEC Tournament (Hoover, Ala.); \$ NCAA Regional (Tempe, Ariz.); * SEC Game.

2009 (37-27, 12-17)

COACH TIM CORBIN

NCAA REGIONAL

2/20		at Stanford	L	5-6 (10 inn)
2/21		at Stanford	W	12-9
2/21		at Stanford	L	5-6
2/23		at Cal	L	3-4
2/25		Western Kentucky	W	10-7
2/27		Vermont	W	7-2
2/28		Vermont	W	14-3
3/1		Vermont	W	14-1
3/3		Lipscomb	W	10-3
3/5		Illinois-Chicago	L	2-3
3/6		Illinois-Chicago	W	6-1
3/7		Illinois-Chicago	W	5-4
3/8		Illinois-Chicago	W	12-7
3/10		at Lipscomb	W	22-4
3/13	*	Ole Miss	L	3-9
3/15	*	Ole Miss	L	1-6 (7 inn)
3/15	*	Ole Miss	W	7-6 (7 inn)
3/17		South Alabama	W	7-4
3/18		Belmont	W	11-4
3/20	*	at Kentucky	L	1-3
3/21	*	at Kentucky	L	2-6
3/22	*	at Kentucky	W	4-2
3/24		Austin Peay	W	10-5
3/25		Wright State	W	4-0
3/27	*	at Auburn	W	12-3
3/28	*	at Auburn	L	3-5
3/29	*	at Auburn	L	10-11
4/1		at Belmont	L	6-15
4/3	*	Florida	L	4-8
4/4	*	Florida	W	4-3
4/5	*	Florida	W	16-9
4/7		at Middle Tennessee	L	0-8
4/10	*	at Arkansas	W	9-0
4/11	*	at Arkansas	W	13-6
4/14		Middle Tennessee	W	15-7
4/15		Morehead State	W	8-0
4/17	*	Alabama	L	4-10
4/18	*	Alabama	L	3-7
4/18	*	Alabama	L	6-7
4/21		at Austin Peay	L	8-9
4/22		at Louisville	W	4-3 (10 inn)
4/24	*	Mississippi State	W	8-6
4/25	*	Mississippi State	W	10-4
4/26	*	Mississippi State	W	11-3
5/1	*	at South Carolina	L	5-8
5/2	*	at South Carolina	L	5-14
5/3	*	at South Carolina	L	3-11
5/5		Belmont	W	8-6 (7 inn)
5/5		Belmont	W	3-0 (7 inn)
5/8	*	at Georgia	W	10-2
5/9	*	at Georgia	W	9-2
5/10	*	at Georgia	L	3-4
5/14	*	Tennessee	L	6-8
5/15	*	Tennessee	L	6-7 (10 inn)
5/16	*	Tennessee	L	7-9 (10 inn)
5/20	!	vs. LSU	W	4-1
5/21	!	vs. South Carolina	W	5-4
5/23	!	vs. Arkansas	W	11-1 (7 inn)
5/24	!	vs. LSU	L	2-6
5/29	\$	vs. Middle Tennessee	L	4-5
5/30	\$	vs. Indiana	W	10-0
5/31	\$	vs. Middle Tennessee	W	6-0
5/31	\$	at Louisville	W	8-4
6/1	\$	at Louisville	L	3-5

! SEC Tournament (Hoover, Ala.); \$ NCAA Regional (Louisville, Ky.); * SEC Game.

2010 (46-20, 16-12)

COACH TIM CORBIN

NCAA REGIONAL CHAMPIONS

NCAA SUPER REGIONAL

2/19		Niagara	W	9-0
2/20		Niagara	W	16-2
2/21		Niagara	W	21-3
2/23		Austin Peay	W	2-1 (11 inn)
2/26	#	at UCLA	L	2-9
2/27	#	at USC	W	10-1
2/28	#	vs. Oklahoma State	W	7-6
3/3		Tennessee Tech	W	10-1
3/5		Kent State	W	7-1
3/6		Illinois State	W	9-2
3/7		Indiana	W	6-5 (11 inn)
3/10		UT-Martin	W	9-1
3/12		Ohio	W	14-3
3/13		Ohio	W	7-4
3/14		Ohio	W	5-1
3/16		Western Kentucky	L	2-17
3/17		at Western Kentucky	W	17-6
3/19	*	at Alabama	L	1-4
3/20	*	at Alabama	L	2-8
3/21	*	at Alabama	W	5-4
3/23		Lipscomb	W	10-4
3/24		Wright State	W	18-2
3/26	*	Kentucky	W	7-0
3/27	*	Kentucky-1	W	2-1
3/27	*	Kentucky-2	W	9-8
3/30		Wofford	W	7-2
3/31		Wofford	W	10-7
4/2	*	at Florida	L	2-3
4/3	*	at Florida	L	3-7
4/4	*	at Florida	W	7-0
4/6		Belmont	W	12-5
4/9	*	South Carolina	L	2-3
4/10	*	South Carolina	W	8-2
4/11	*	South Carolina	L	0-2
4/13		Middle Tennessee	W	1-0
4/16	*	Auburn	W	11-6
4/17	*	Auburn	L	2-12
4/18	*	Auburn	W	3-2
4/20		at Lipscomb	W	13-10
4/21		at Middle Tennessee	W	11-10
4/23	*	at Tennessee	W	10-1
4/25	*	at Tennessee-1	L	2-4 (11 inn)
4/25	*	at Tennessee-2	L	3-4 (7 inn)
4/27		at Austin Peay	L	4-5
4/30	*	Georgia	W	17-5
5/7	*	at LSU	L	15-16 (10 inn)
5/8	*	at LSU	W	6-2
5/9	*	at LSU	W	4-3
5/11		Louisville	W	11-10 (17 inn)
5/14	*	at Mississippi State	W	13-8
5/15	*	at Mississippi State	W	13-7 (10 inn)
5/16	*	at Mississippi State	W	14-4
5/20	*	Arkansas	W	4-3
5/21	*	Arkansas	L	3-4
5/22	*	Arkansas	L	5-7
5/26	!	vs. Arkansas	W	2-0
5/27	!	vs. LSU	L	5-7
5/28	!	vs. Florida	L	2-5
6/4	\$	vs. Illinois State	W	8-7 (13 inn)
6/5	\$	vs. Illinois State	L	1-7
6/6	\$	vs. Illinois State	W	10-4
6/6	\$	at Louisville	W	7-0
6/7	\$	at Louisville	W	3-2 (10 inn)
6/11	+	at Florida State	L	8-9
6/12	+	at Florida State	W	6-2
6/13	+	at Florida State	L	6-7

Dodgertown Classic (Los Angeles, Calif.); ! SEC Tournament (Hoover, Ala.); \$ NCAA Regional (Louisville, Ky.) + NCAA Super Regional (Tallahassee, Fla.) * SEC Game.



YEARLY RESULTS

2011 (54-12, 22-8)

COACH TIM CORBIN

SEC CHAMPIONS

NCAA REGIONAL CHAMPIONS

NCAA SUPER REGIONAL CHAMPIONS

NCAA COLLEGE WORLD SERIES

2/18	at San Diego	W	4-3 (5)
2/19	at San Diego State	W	7-3
2/20	at San Diego	W	3-1
2/20	at San Diego	W	7-3
2/23	Belmont	W	6-2
2/25	Stanford	W	2-1
2/26	Stanford	W	8-7
2/27	Stanford	L	5-2
3/1	Western Kentucky	W	6-5
3/4	Brown	W	3-1
3/6	Brown	W	6-5
3/6	Brown	W	6-3 (7)
3/8	Wofford	W	12-1
3/9	Kennesaw State	W	9-5
3/11	Illinois-Chicago	W	5-1
3/12	Illinois-Chicago	W	9-8 (10)
3/13	Illinois-Chicago	W	2-1
3/15	Purdue	W	9-0
3/18	* Mississippi State	W	10-0
3/19	* Mississippi State	W	4-0
3/20	* Mississippi State	L	9-8
3/22	Tennessee Tech	W	11-2
3/25	* at Arkansas	L	2-1
3/26	* at Arkansas	W	4-1
3/27	* at Arkansas	W	2-1
3/29	UT-Martin	W	10-3
4/1	* at Auburn	W	11-6
4/2	* at Auburn	W	11-2
4/3	* at Auburn	W	6-2
4/5	Middle Tennessee	W	9-1
4/8	* Alabama	W	11-3
4/9	* Alabama	W	7-0
4/10	* Alabama	W	11-6
4/12	at Middle Tennessee	W	1-0
4/15	* at South Carolina	L	3-1
4/16	* at South Carolina	W	6-4
4/17	* at South Carolina	L	5-3

4/22	* LSU	W	11-3
4/23	* LSU	W	10-1
4/24	* LSU	W	10-7
4/27	* Tennessee	W	10-1
4/29	* Tennessee	W	10-1
4/30	* Tennessee	W	19-3
5/1	* at Kentucky	L	2-0
5/6	* at Kentucky	W	10-3
5/7	* at Kentucky	W	6-3
5/10	at Louisville	W	5-1
5/13	* Florida	L	6-5
5/14	* Florida	W	14-1
5/15	* Florida	L	6-3 (12)
5/19	* at Georgia	L	5-4
5/20	* at Georgia	W	9-3
5/21	* at Georgia	W	17-7
5/25	! vs. Georgia	W	10-0 (7)
5/26	! vs. South Carolina	W	7-2
5/28	! vs. Arkansas	W	3-2
5/29	! vs. Florida	L	5-0
6/3	\$ Belmont	W	10-0
6/4	\$ Troy	W	10-2
6/5	\$ Belmont	W	6-1
6/10	@ Oregon State	W	11-1
6/11	@ Oregon State	W	9-3
6/18	^ vs. North Carolina	W	7-3
6/20	^ vs. Florida	L	3-1
6/22	^ vs. North Carolina	W	5-1
6/24	^ Florida	L	6-4

! SEC Tournament (Hoover, Ala.); \$ NCAA Regional (Nashville, Tenn.); @ NCAA Super Regional (Nashville, Tenn); ^ College World Series (Omaha, Neb.); = CWS Finals (Omaha, Neb.); * SEC Game.


2012 (35-28, 16-14)

COACH TIM CORBIN

NCAA REGIONAL

2/17	at Stanford	L	8-3
2/18	at Stanford	L	9-5
2/19	at Stanford	L	18-5
2/22	Oakland	W	11-4
2/24	Oregon	L	4-2
2/25	Oregon	L	7-2
2/26	Oregon	L	7-6
2/29	Louisiana Tech	L	9-3
3/3	Rhode Island	W	9-4
3/3	Rhode Island	W	8-0
3/4	Rhode Island	W	12-8
3/6	at Belmont	L	6-5
3/9	San Diego	W	7-0
3/10	San Diego	L	2-1
3/11	San Diego	L	9-7
3/13	Siena	W	12-2
3/14	Siena	W	11-4
3/16	* at Florida	L	10-2
3/17	* at Florida	L	5-1
3/18	* at Florida	L	8-2
3/20	Evansville	L	5-3
3/23	* Georgia	L	1-0
3/24	* Georgia	W	5-4
3/25	* Georgia	W	5-3
3/27	Tennessee Tech	W	6-0
3/30	* South Carolina	L	8-3
3/31	* South Carolina	W	12-4
4/1	* South Carolina	L	6-4 (13 inn)
4/3	UT-Martin	W	16-2
4/6	* at Mississippi State	L	7-4
4/7	* at Mississippi State	W	4-3 (12 inn)
4/8	* at Mississippi State	L	7-4
4/11	Belmont	W	7-0
4/13	* Auburn	W	5-4
4/14	* Auburn	L	5-2
4/15	* Auburn	W	11-2
4/17	Middle Tennessee	W	5-1
4/20	* at Alabama	L	6-4
4/21	* at Alabama	L	8-6
4/22	* at Alabama	W	9-7
4/25	at Middle Tennessee	W	8-4
4/27	* Kentucky	L	5-2
4/28	* Kentucky	W	4-3
4/29	* Kentucky	W	6-1
5/4	* at Tennessee	L	8-2
5/5	* at Tennessee	W	7-4
5/6	* at Tennessee	W	12-6
5/8	+ Louisville	W	3-2
5/11	* at LSU	L	2-1
5/12	* at LSU	W	6-3
5/13	* at LSU	W	5-4 (10 inn)
5/17	* Ole Miss	W	3-0
5/18	* Ole Miss	W	6-2
5/19	* Ole Miss	W	6-3
5/22	! Georgia	W	4-1
5/23	! South Carolina	W	3-2
5/24	! Florida	W	2-1
5/26	! Florida	W	8-6
5/27	! Mississippi State	L	3-0
6/1	\$ vs. UNC-Wilmington	W	8-2
6/2	\$ at NC State	W	9-8
6/3	\$ at NC State	L	6-5
6/4	\$ at NC State	L	9-7

+ Battle of the Barrel; ! SEC Tournament (Hoover, Ala.); \$ NCAA Regional (Raleigh, N.C.); * SEC Game.



The Commodores celebrated the school's first-ever trip to the College World Series after a sweep of Oregon State at Hawkins Field in 2011.

YEARLY RESULTS



2013 (54-12, 26-3)

COACH TIM CORBIN

SEC CHAMPIONS

NCAA REGIONAL CHAMPIONS

NCAA SUPER REGIONAL

2/15	Long Beach State	W	10-4
2/16	Long Beach State	W	12-2
2/17	Long Beach State	L	13-9 (8 inn)
2/19	at Belmont	W	9-3
2/20	Central Arkansas	W	10-2
2/22	Monmouth	W	5-1
2/23	Monmouth	W	11-1
2/24	Monmouth	W	13-1
2/26	Arkansas State	W	7-3
2/27	Evansville	W	13-0
3/1	Illinois-Chicago	W	9-0
3/2	Illinois-Chicago	W	5-3
3/3	Illinois-Chicago	W	3-1 (10 inn)
3/5	Eastern Illinois	W	8-3
3/8	at Oregon	W	4-1
3/9	at Oregon	W	4-2
3/10	at Oregon	L	7-5
3/13	Buffalo	W	4-2
3/15	* at Auburn	W	5-2
3/16	* at Auburn	W	8-1
3/17	* at Auburn	W	8-6
3/20	at Middle Tennessee	L	4-1
3/22	* Florida	L	7-1
3/23	* Florida	W	6-1
3/24	* Florida	W	5-4
3/26	Lipscomb	W	4-1
3/29	* Tennessee	W	4-3 (12 inn)
3/30	* Tennessee	W	8-3
3/31	* Tennessee	W	12-8
4/2	Middle Tennessee	W	12-3
4/5	* at Ole Miss	W	3-1
4/6	* at Ole Miss	W	2-1
4/7	* at Ole Miss	W	7-6 (11 inn)
4/9	UT-Martin	W	10-3
4/12	* Missouri	W	11-5
4/13	* Missouri	W	12-1
4/14	* Missouri	W	16-4
4/16	Tennessee Tech	L	10-9
4/20	* at Georgia	L	3-1
4/20	* at Georgia	W	15-4
4/21	* at Georgia	W	5-1
4/23	+ at Louisville	W	10-2
4/26	* Mississippi State	W	3-1
4/27	* Mississippi State	W	5-2
4/28	* Mississippi State	W	8-3
5/3	* at South Carolina	W	3-2
5/4	* at South Carolina	W	5-2
5/8	Presbyterian	W	5-2
5/11	* at Kentucky	W	11-3
5/11	* at Kentucky	W	5-3
5/12	* at Kentucky	W	10-5
5/14	Belmont	W	6-1
5/16	* Alabama	W	7-6
5/17	* Alabama	L	5-4 (10 inn)
5/18	* Alabama	W	14-10
5/22	! vs. Texas A&M	L	5-0
5/23	! vs. South Carolina	W	4-3 (10 inn)
5/24	! vs. Texas A&M	W	3-0
5/25	! vs. Mississippi State	W	16-8
5/26	! vs. LSU	L	5-4 (11 inn)
3/31	\$ ETSU	W	9-1
6/1	\$ Illinois	W	10-4
6/2	\$ Georgia Tech	L	5-0
6/3	\$ Georgia Tech	W	7-1
6/8	^ Louisville	L	5-3
6/9	^ Louisville	L	2-1

2014 (51-21, 17-13)

COACH TIM CORBIN

NCAA REGIONAL CHAMPIONS

NCAA SUPER REGIONAL CHAMPIONS

NCAA COLLEGE WORLD SERIES

NATIONAL CHAMPIONS

2/14	at Long Beach State	W	5-2
2/15	at Long Beach State	W	6-0
2/16	at Long Beach State	W	6-2
2/19	Lipscomb	W	5-1
2/21	Illinois-Chicago	W	14-1
2/22	Illinois-Chicago	W	2-0
2/23	Illinois-Chicago	W	12-1
2/25	Western Kentucky	L	3-2
2/26	Evansville	L	8-3
2/28	Stanford	W	4-1
3/1	Stanford	W	5-1
3/2	Stanford	W	4-2
3/4	Tennessee Tech	W	4-0
3/5	at Middle Tennessee	W	4-3
3/7	Winthrop	W	9-1
3/8	Winthrop	W	5-0
3/9	Winthrop	W	4-1
3/11	Eastern Illinois	W	11-2
3/14	* #8 LSU	L	4-2
3/15	* #8 LSU	W	5-3
3/15	* #8 LSU	W	9-3
3/18	at Belmont	W	8-4
3/21	* at #21 Mississippi State	L	17-2
3/22	* at #21 Mississippi State	L	6-3
3/23	* at #21 Mississippi State	W	5-1
3/25	Belmont	W	2-1
3/28	* #19 Kentucky	L	4-2
3/29	* #19 Kentucky	W	9-3
3/30	* #19 Kentucky	W	6-2
4/1	UT-Martin	W	5-0
4/4	* at Tennessee	W	6-4
4/5	* at Tennessee	L	10-9
4/6	* at Tennessee	L	7-0
4/8	Indiana State	W	6-2
4/11	* Texas A&M	L	10-4
4/12	* Texas A&M	W	8-5
4/13	* Texas A&M	L	8-2

4/15	Middle Tennessee	W	19-1
4/18	* at Arkansas	L	6-2
4/19	* at Arkansas	W	2-1
4/20	* at Arkansas	L	3-1
4/22	% vs. Memphis	W	2-1
4/26	* Georgia	W	12-9
4/26	* Georgia	W	11-0
4/27	* Georgia	W	6-1
5/2	* at Missouri	W	8-3
5/3	* at Missouri	W	3-1
5/4	* at Missouri	W	3-1
5/6	+ #10 Louisville	L	11-7
5/8	* at #4 Florida	L	1-0
5/9	* at #4 Florida	W	3-0
5/10	* at #4 Florida	W	16-2
5/13	SEMO	W	10-4
5/15	* #17 South Carolina	L	4-3 (10 inn)
5/16	* #17 South Carolina	W	9-2
5/17	* #17 South Carolina	L	7-3
5/20	! vs. Tennessee	W	3-2
5/21	! vs. #14 LSU	L	11-1 (7 inn)
5/22	! vs. #10 Ole Miss	L	7-2
5/30	\$ Xavier	W	11-0
5/31	\$ Oregon	W	7-2
6/1	\$ Oregon	W	3-2
6/6	@ Stanford	W	11-6
6/7	@ Stanford	L	5-4
6/8	@ Stanford	W	12-5
6/14	^ vs. #13 Louisville	W	5-3
6/16	^ vs. UC Irvine	W	6-4
6/20	^ vs. #21 Texas	L	4-0
6/21	^ vs. #21 Texas	W	4-3 (10 inn)
6/23	= vs. #8 Virginia	W	9-8
6/24	= vs. #8 Virginia	L	7-2
6/25	= vs. #8 Virginia	W	3-2

% Ballpark at Jackson (Jackson, Tenn.) + Battle of the Barrel; ! SEC Tournament (Hoover, Ala.); \$ NCAA Regional (Nashville, Tenn.); @ NCAA Super Regional (Nashville, Tenn.); ^ College World Series (Omaha, Neb.); = CWS Finals (Omaha, Neb.); * SEC Game.



The Commodores won Vanderbilt's first men's national championship with a 3-2 win over Virginia in the CWS Finals in 2014.

+ Battle of the Barrel; ! SEC Tournament (Hoover, Ala.); \$ NCAA Regional (Nashville, Tenn.); ^ NCAA Super Regional (Nashville, Tenn.); * SEC Game.



YEARLY RESULTS

2015 (51-21, 17-13)

COACH TIM CORBIN

NCAA REGIONAL CHAMPIONS

NCAA SUPER REGIONAL CHAMPIONS

NCAA COLLEGE WORLD SERIES

NATIONAL RUNNER-UP

2/13	Santa Clara	W	4-0
2/14	Santa Clara	L	7-6
2/14	Santa Clara	W	6-5 (10 inn)
2/20	# vs. Indiana State	W	3-2
2/21	# vs. Indiana State	L	8-1
2/22	# vs. Indiana State	W	6-0
2/24	UT-Martin	W	16-3
2/25	Western Kentucky	W	10-6
2/27	Illinois State	W	16-1
2/28	Illinois State	W	3-2
3/1	Illinois State	W	16-10
3/3	Evansville	W	9-8 (12 inn)
3/6	at #4 UCLA	W	6-0
3/7	at USC	L	6-5
3/8	& vs. #6 TCU	L	4-2
3/10	Quinnipiac	W	9-2
3/11	Quinnipiac	W	8-0
3/14	* Arkansas	W	8-7 (12 inn)
3/14	* Arkansas (DH)	W	9-1
3/15	* Arkansas	W	1-0
3/17	Tennessee Tech	W	9-1
3/20	* at Auburn	L	6-4
3/21	* at Auburn	W	7-6 (10 inn)
3/21	* at Auburn (DH)	W	10-5
3/24	at Middle Tennessee	W	12-7
3/27	* Tennessee	W	9-0
3/28	* Tennessee	L	9-5
3/29	* Tennessee	W	14-3
3/31	Wofford	W	6-0
4/1	Wofford	W	5-3
4/3	* at Georgia	W	9-7
4/4	* at Georgia	W	11-7
4/5	* at Georgia	W	4-2
4/7	Lipscomb	L	3-1
4/9	* Ole Miss	W	6-0
4/10	* Ole Miss	L	6-5 (16 inn)
4/11	* Ole Miss	L	5-4

4/14	Belmont	L	3-2
4/16	* at South Carolina	W	12-0
4/17	* at South Carolina	L	5-2
4/18	* at South Carolina	L	3-2
4/21	Middle Tennessee	W	4-0
4/24	* #14 Missouri	W	9-2
4/25	* #14 Missouri	W	12-2
4/26	* #14 Missouri	W	5-2
4/28	at Belmont	L	4-1
5/1	* at Kentucky	W	13-3
5/2	* at Kentucky	L	11-5
5/3	* at Kentucky	W	7-3
5/7	* #10 Florida	W	2-0
5/8	* #10 Florida	L	7-3
5/9	* #10 Florida	L	9-7 (10 inn)
5/12	+ at #2 Louisville	W	5-2
5/14	* at Alabama	W	2-1
5/15	* at Alabama	W	7-5
5/16	* at Alabama	L	1-0
5/20	! vs. Missouri	W	7-6 (10 inn)
5/21	! vs. #7 Texas A&M	L	6-1
5/22	! vs. Alabama	W	16-1 (7 inn)
5/23	! vs. #7 Texas A&M	W	12-3
5/24	! vs. #6 Florida	L	7-3
5/29	\$ vs. Lipscomb	W	9-1
5/30	\$ vs. Indiana	W	6-4
6/1	\$ vs. #18 Radford	W	21-0
6/6	@ at #5 Illinois	W	13-0
6/8	@ at #5 Illinois	W	4-2
6/14	^ vs. #21 Cal State Fullerton	W	4-3
6/15	^ vs. #7 TCU	W	1-0
6/16	^ vs. #7 TCU	W	7-1
6/22	= vs. Virginia	W	5-1
6/23	= vs. Virginia	L	3-0
6/24	= vs. Virginia	L	4-2

Charlotte Sports Park (Port Charlotte, Fla.); & Dodger Stadium College Baseball Classic (Dodger Stadium, Los Angeles, Calif.); + Battle of the Barrel; ! SEC Tournament (Hoover, Ala.); \$ NCAA Regional (Nashville, Tenn.); @ NCAA Super Regional (Champaign, Ill.); ^ College World Series (Omaha, Neb.); = CWS Finals (Omaha, Neb.); * SEC Game.

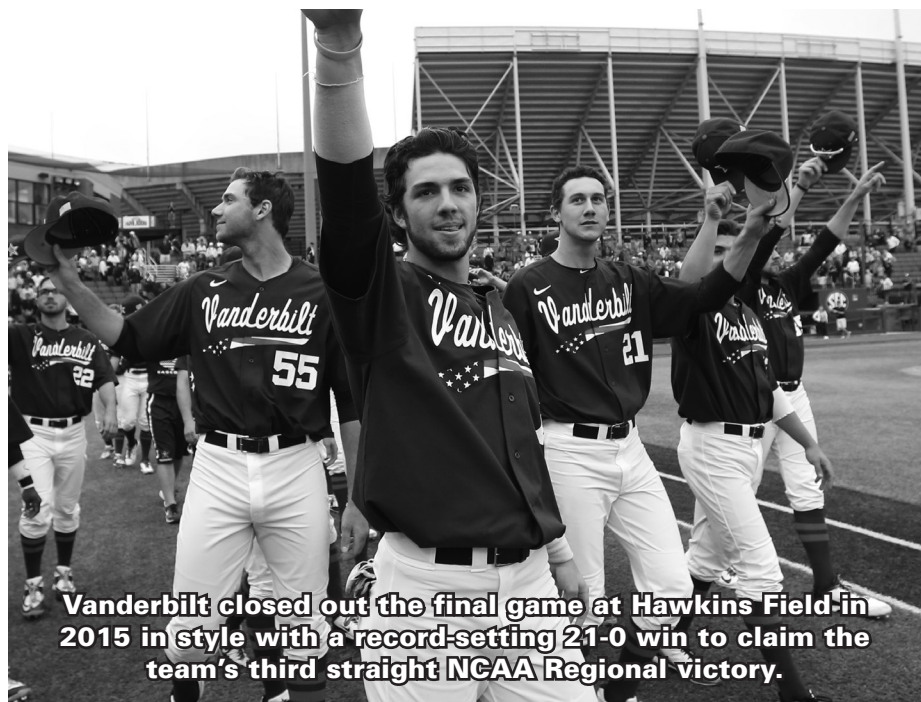
2016 (47-19, 18-12)

COACH TIM CORBIN

NCAA REGIONAL

2/19	San Diego	W	8-4
2/20	San Diego	W	13-6
2/21	San Diego	W	17-1
2/23	UT-Martin	W	11-6 (5 inn)
2/24	Eastern Illinois	W	9-1
2/26	Illinois-Chicago	W	9-0
2/27	Illinois-Chicago	W	6-5 (14 inn)
2/28	Illinois-Chicago	W	20-8
3/3	at Stanford	L	4-1
3/3	at Stanford (DH)	W	4-1
3/6	at Stanford	W	5-2
3/8	Radford	W	13-4
3/9	Radford	W	12-0
3/11	Xavier	W	7-0
3/12	Xavier	W	14-3
3/13	Xavier	W	5-2
3/15	Northern Illinois	W	9-2
3/18	* #15 Mississippi State	L	2-1 (13 inn)
3/19	* #15 Mississippi State	L	5-4
3/20	* #15 Mississippi State	W	12-6
3/22	at Middle Tennessee	L	7-4
3/25	* at Missouri	W	8-6
3/26	* at Missouri	W	2-0 (11 inn)
3/27	* at Missouri	W	17-7
3/29	# vs. Belmont	W	8-2
3/31	* #5 South Carolina	L	4-0
4/1	* #5 South Carolina	W	10-6
4/2	* #5 South Carolina	W	4-3
4/5	Lipscomb	W	4-3
4/7	* at #15 LSU	L	13-4
4/8	* at #15 LSU	L	3-2
4/9	* at #15 LSU	W	9-7
4/12	Middle Tennessee	W	7-4
4/15	* #18 Kentucky	W	3-0
4/16	* #18 Kentucky	W	3-2
4/17	* #18 Kentucky	L	3-0
4/19	Central Arkansas	W	8-6
4/22	* at Tennessee	W	6-0
4/23	* at Tennessee	L	2-1
4/24	* at Tennessee	L	5-3
4/26	Austin Peay	W	8-5
4/29	* Georgia	W	15-3
4/30	* Georgia	W	10-3
5/1	* Georgia	W	10-3
5/3	Western Kentucky	W	6-1
5/5	* at #2 Texas A&M	L	1-0
5/6	* at #2 Texas A&M	W	6-1
5/7	* at #2 Texas A&M	L	3-0
5/10	+ #6 Louisville	L	8-5
5/13	* at #1 Florida	L	4-2
5/14	* at #1 Florida	W	5-0
5/15	* at #1 Florida	L	10-6
5/17	Morehead State	W	6-0
5/19	* Auburn	W	5-2
5/19	* Auburn (DH)	W	9-3
5/21	* Auburn	W	4-3
5/24	! vs. Missouri	W	7-0
5/25	! vs. #1 Texas A&M	W	6-5
5/26	! vs. #11 Ole Miss	L	12-9
5/27	! vs. #1 Texas A&M	L	13-3 (7 inn)
6/4	\$ vs. Xavier	L	15-1
6/4	\$ vs. Washington	L	9-8

First Tennessee Park (Nashville, Tenn.); + Battle of the Barrel; ! SEC Tournament (Hoover, Ala.); \$ NCAA Regional (Nashville, Tenn.); * SEC Game.



Vanderbilt closed out the final game at Hawkins Field in 2015 in style with a record-setting 21-0 win to claim the team's third straight NCAA Regional victory.

YEARLY RESULTS



2017 (36-25-1, 15-13-1)

COACH TIM CORBIN

NCAA REGIONAL CHAMPIONS

NCAA SUPER REGIONAL

2/16	at San Diego	L	3-2
2/17	at San Diego	W	8-2
2/19	at San Diego	W	11-1
2/22	Evansville	W	7-4
2/24	UIC	L	5-3 (10 inn)
2/25	UIC	W	6-2
2/26	UIC	L	5-2 (11 inn)
2/28	Southeastern La.	W	9-6
3/1	Southeastern La.	W	4-2
3/3	CSU-Northridge	L	6-4
3/4	CSU-Northridge	L	4-1
3/5	CSU-Northridge	W	11-3
3/7	Central Arkansas	W	10-5
3/8	Central Arkansas	W	9-1
3/10	Saint Mary's	W	9-8
3/12	Saint Mary's	L	5-1
3/12	Saint Mary's	W	9-1
3/14	Western Kentucky	W	8-1
3/17	* at #16 Ole Miss	L	1-0
3/18	* at #16 Ole Miss	W	6-2
3/19	* at #16 Ole Miss	L	10-8
3/22	# vs. Belmont	W	17-11
3/24	* Texas A&M	W	4-3
3/25	* Texas A&M	W	17-3
3/26	* Texas A&M	L	6-4
3/28	# vs. Lipscomb	W	10-0
3/31	* at #16 Kentucky	L	10-3
4/1	* at #16 Kentucky	L	7-4
4/2	* at #16 Kentucky	W	6-4
4/4	UT-Martin	W	11-0
4/6	* at #12 South Carolina	W	7-6
4/7	* at #12 South Carolina	W	5-3 (13 inn)
4/8	* at #12 South Carolina	L	6-1
4/11	Tennessee Tech	L	5-2
4/13	* #12 Florida	L	10-6
4/14	* #12 Florida	W	2-0
4/15	* #12 Florida	L	20-8
4/18	at Middle Tennessee	W	21-2
4/21	* at Georgia	W	8-1
4/22	* at Georgia	L	1-0
4/23	* at Georgia (DH)	W	10-5
4/28	* Tennessee	W	1-0
4/29	* Tennessee	L	9-3
5/2	Austin Peay	W	8-4
5/5	* Missouri	W	5-2
5/6	* Missouri	L	2-1 (12 inn)
5/7	* Missouri	W	14-5
5/9	+ at #2 Louisville	L	6-2
5/12	* at #18 Arkansas	L	4-3
5/13	* at #18 Arkansas	W	6-2
5/14	* at #18 Arkansas	L	7-1
5/16	Middle Tennessee	W	17-7
5/18	* Alabama	W	18-1
5/19	* Alabama	W	13-1
5/20	* Alabama	T	3-3
5/23	! vs. South Carolina	L	7-4 (11 inn)
6/2	\$ vs. St. John's	W	13-4
6/3	\$ at #21 Clemson	W	9-4
6/4	\$ at #21 Clemson	L	6-0
6/5	\$ at #21 Clemson	W	8-0
6/9	^ at #1 Oregon State	L	8-4
6/10	^ at #1 Oregon State	L	9-2

First Tennessee Park (Nashville, Tenn.); + Battle of the Barrel; ! SEC Tournament, Hoover, Ala.; \$ NCAA Regional (Clemson, S.C.); @ NCAA Super Regional (Corvallis, Ore.); * SEC Game.

2018 (35-27, 16-14)

COACH TIM CORBIN

NCAA REGIONAL CHAMPIONS

NCAA SUPER REGIONAL

2/16	#25 Duke	W	9-1
2/17	#25 Duke	L	5-4
2/18	#25 Duke	W	9-1
2/20	Presbyterian	W	7-1
2/21	Presbyterian	W	15-2
2/23	UMass-Lowell	W	15-0
2/24	UMass-Lowell	W	15-2
2/27	Austin Peay	W	19-6
2/28	Indiana State	W	8-5
3/2	! vs. Sam Houston State	L	7-6 (10 inn)
3/3	! vs. Louisiana	L	3-0
3/4	! vs. #19 Houston	W	9-4
3/7	at Long Beach State	L	4-3
3/9	at #11 UCLA	W	6-3
3/11	% vs. #8 TCU	W	7-4
3/14	Eastern Kentucky	L	6-5
3/16	* at #19 Mississippi State	W	5-0
3/17	* at #19 Mississippi State	W	10-1
3/18	* at #19 Mississippi State	W	4-3
3/21	^ vs. Belmont	L	8-5
3/23	* #19 LSU	W	4-2
3/25	* #19 LSU	L	6-2
3/25	* #19 LSU	W	1-0 (7 inn)
3/27	^ vs. Lipscomb	L	5-1
3/30	* at #2 Florida	L	8-4
3/31	* at #2 Florida	L	10-2
4/1	* at #2 Florida	L	8-2
4/3	at Middle Tennessee	L	4-3 (7 inn)
4/5	* #16 Georgia	L	3-2
4/6	* #16 Georgia	W	5-3
4/7	* #16 Georgia	W	8-3
4/10	Western Kentucky	W	3-2
4/13	* #5 Ole Miss	L	11-3
4/15	* #5 Ole Miss	W	8-7 (8 inn)
4/15	* #5 Ole Miss	W	8-7 (7 inn)
4/17	Evansville	W	6-1
4/19	* at Missouri	L	2-1
4/20	* at Missouri	L	3-1
4/21	* at Missouri	W	6-2
4/27	* South Carolina	L	8-7
4/28	* South Carolina	W	8-1
4/29	* South Carolina	L	10-9
5/1	+ Louisville	L	8-4
5/4	* at #20 Auburn	L	4-1
5/5	* at #20 Auburn	L	11-5
5/6	* at #20 Auburn	L	14-0
5/8	#23 Tennessee Tech	L	6-4
5/11	* at Tennessee	W	7-6
5/12	* at Tennessee	W	7-2
5/13	* at Tennessee	L	8-7
5/15	Middle Tennessee	W	8-1
5/17	* #19 Kentucky	W	5-1
5/18	* #19 Kentucky	W	9-6
5/19	* #19 Kentucky	W	
5/22	\$ vs. Texas A&M	L	3-1
6/1	# vs. #20 St. John's	W	2-0
6/2	# at #2 Clemson	W	4-3
6/3	# at #2 Clemson	W	19-6
6/8	@ Mississippi State	L	8-10
6/9	@ Mississippi State	W	4-3
6/10	@ Mississippi State	L	10-6 (11 inn)

! Shriners Hospitals for Children College Classic (Minute Maid Park, Houston, Texas); % Dodger Stadium College Baseball Classic (Dodger Stadium, Los Angeles, Calif.); ^ First Tennessee Park (Nashville, Tenn.); + Battle of the Barrel; \$ SEC Tournament, Hoover, Ala.; # NCAA Regional (Clemson, S.C.); @ NCAA Super Regional (Nashville, Tenn.); * SEC Game.



INDIVIDUAL RECORDS



BATTING

Batting Average

Season.....	.459	Hunter Bledsoe, 1999
Career.....	.425	Hunter Bledsoe, 1997, 1999

At Bats

Inning.....	3	Joey Jackson vs. St. Joseph's, 3/5/1986
		Vance Schulte vs. St. Joseph's, 3/5/1986
Game.....	9	Anthony Gomez vs. Louisville, 5/11/2010
Season.....	290	Rhett Wiseman, 2015
Career.....	941	Dominic de la Osa, 2005-08

Hits

Inning.....	3	Joey Jackson vs. St. Joseph's, 3/5/1986
		Vance Schulte vs. St. Joseph's, 3/5/1986
Game.....	6	Ralph Greenbaum vs. MTSU, 4/15/1957
Season.....	111	Warner Jones, 2004
Career.....	300	Dominic de la Osa, 2005-08

Runs Scored

Inning.....	3	Joey Jackson vs. St. Joseph's, 3/5/1986
Game.....	5	11 players, last time by
		Brian Harris vs. Georgia, 4/30/2010
Season.....	76	Pedro Alvarez, 2007; Dansby Swanson, 2015
Career.....	208	Nick Morrow, 1991-94

Doubles

Game.....	4	Matt Kata vs. Alabama, 5/2/1998
Season.....	27	Warner Jones, 2004; Dansby Swanson, 2014
Career.....	63	Dominic de la Osa, 2005-08

Triples

Game.....	2	Nine times, Adams Carroll, 1970;
		Bill Winchester, 1970; Nick Ganick, 1976;
		Kent Yarbrough, 1983; Jeff Graham, 1984; Jeff Graham, 1985;
		Mark Kruchten, 1990; Nick Morrow, 1991; Tony Kemp (2x), 2012
Season.....	8	Ryan Klosterman, 2004; Tony Kemp, 2012; Jeren Kendall, 2016
Career.....	21	Tony Kemp 2011-13

Home Runs

Game.....	3	Five times, Connor Kaiser at Clemson, 6/3/2018
		Steve Chmil vs. UAB, 4/29/1981
		David Joiner vs. Samford, 3/25/1987
		Jeff Martin vs. Valparaiso, 3/13/1991
		Aaron Westlake vs. Oregon State, 6/11/2011
Season.....	22	Pedro Alvarez, 2006
Career.....	49	Scotti Madison, 1977-80; Pedro Alvarez, 2006-08

Total Bases

Game.....	14	Connor Kaiser at Clemson, 6/3/2018
Season.....	186	Pedro Alvarez, 2007
Career.....	515	Dominic de la Osa, 2005-08

Runs Batted In

Game.....	10	Connor Kaiser at Clemson, 6/3/2018
Season.....	74	Clinton Johnston, 1998; Warner Jones, 2004
Career.....	188	Dominic de la Osa, 2005-08

Walks

Game.....	5	Five times, JJ Bleday vs. Middle Tennessee, 5/15/2018
		Paul Gagliano vs. Union, 3/15/1978
		Greg Smith vs. Alabama, 4/13/1986
		Hunter Bledsoe vs. UT-Martin, 2/13/1999
		Jason Esposito vs. Mississippi State, 5/16/2010
Season.....	63	Vee Hightower, 1993
Career.....	146	Steve Chandler, 1974-77

Stolen Bases

Game.....	5	Jimmy Conn vs. Belmont, 4/19/1971
		Joey Cora vs. David Lipscomb, 4/23/1985
		Boomer Whipple vs. W. Kentucky, 5/12/1994
Season.....	51	Bob Schabes, 1989
Career.....	96	Charles DeFrance, 1980-82

Strikeouts

Game.....	5	George Flower vs. Florida, 3/12/1983
Season.....	73	Mike Skaggs, 1989; Rhett Wiseman, 2015
Career.....	219	Connor Harrell, 2010-13

Consecutive Hits

9	Tim Brecht, 1983
---	------------------

Consecutive Times On Base

15	Jason Esposito, 2010 (8 hits, 7 walks)
----	--

Hitting Streak

38 games	Ryan Flaherty, 2007-08
----------	------------------------

PITCHING

Wins

Season.....	14	Carson Fulmer, 2015 - Tyler Beede, 2013
Career.....	29	Jeff Peebles, 1970-73

Winning Percentage

Season.....	1.000	Steve Burger (6-0), 1972
Career.....	.889	Carson Fulmer (24-3), 2013-15

Saves

Season.....	16	Brian Miller, 2013
Career.....	26	Brian Miller, 2012-14

Games Pitched

Season.....	36	Joe Barbao, 1993
Career.....	116	David Daniels, 1992-95

Innings Pitched

Starter.....	13.0	Scott Newell vs. Miss. St., 4/5/1992
Reliever.....	11.0	Jeff Trenning vs. Cumberland, 4/24/1984
Season.....	133.1	David Price, 2007
Career.....	340.0	Jim Heins, 1986-89

Earned Run Average

Season.....	1.07	Jimmy Stephens, 1949
Career.....	1.68	Jeff Peebles, 1970-73

Strikeouts

Game.....	23	Doug Wessel vs. Tenn.-Chatt., 4/21/1970
Season.....	194	David Price, 2007
Career.....	441	David Price, 2005-07

FIELDING

Put Outs

Game.....	22	Chuck Boyett vs. Chattanooga, 4/21/1970
Season.....	596	Zander Wiel, 2015
Career.....	1543	Sean Luellwitz, 1999-2002

Assists

Game.....	11	Ryan Klosterman vs. ETSU, 2/18/2003
Season.....	202	Dansby Swanson, 2014
Career.....	504	Boomer Whipple, 1992-95

TEAM RECORDS



BATTING

Batting Average

Season..... .327 1985

At Bats

Inning..... 15 St. Joseph's, 3/5/1986
Game..... 64 Louisville, 5/11/2010
Season..... 2505 2015

Hits

Inning..... 13 St. Joseph's, 3/5/1986
Game..... 30 Alabama, 4/17/1988
Season..... 782 2007

Runs Scored

Inning..... 17 St. Joseph's, 3/5/1986
Game..... 31 St. Joseph's, 3/5/1986
Season..... 491 2007

Doubles

Game..... 9 Tennessee Tech, 4/29/1987
Season..... 160 2010

Triples

Game..... 4 3x, last Radford, 5/31/15
Season..... 28 2015

Home Runs

Game..... 9 Clemson, 6/3/2018
Season..... 86 1985

Total Bases

Game..... 51 Alabama, 4/17/1988
Season..... 1170 2007

Runs Batted In

Game..... 28 St. Joseph's, 3/5/1986
Season..... 443 2007

Walks

Game..... 19 Middle Tennessee, 5/15/2018
Season..... 322 1989

Stolen Bases

Game..... 12 Columbia, 3/10/1989
Season..... 182 1989

Strikeouts

Game..... 21 Florida, 3/12/1983
Season..... 610 2015

Put Outs

Game..... 51 Louisville, 5/11/2010
Season..... 1967 2015

Assists

Game..... 22 Louisville, 5/11/2010
Season..... 765 2014

Most Errors

Game..... 14 Tennessee, 5/15/1959
Season..... 154 1990

Fewest Errors

Game..... 0 Several Times
Season..... 41 2018 (62 games)

Double Plays

Game..... 4 Several Times, last Ole Miss, 4/11/2015

PITCHING

Innings Pitched

Game..... 17.0 Louisville, 5/11/2010
Season..... 655.2 2015

Earned Run Average

Season..... 2.44 2011

Saves

Season..... 24 2013

Strikeouts

Game..... 23 Chattanooga, 4/21/1970
Season..... 703 2015

Walks Allowed

Game..... 17 Kentucky, 4/6/1951
Season..... 305 1982

Hits Allowed

Game..... 25 Auburn, 1965
..... Florida, 1967
Season..... 604 1999

Runs Allowed

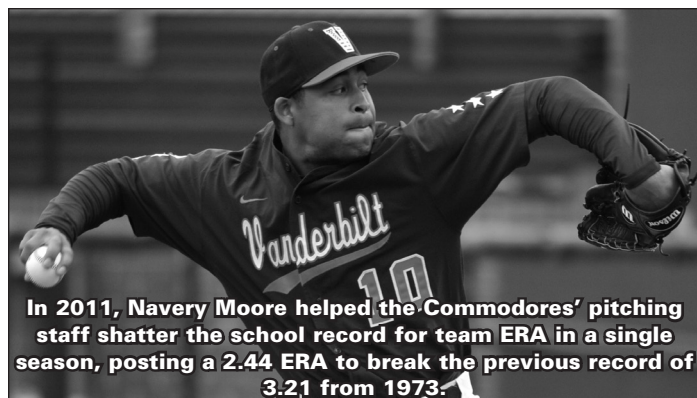
Game..... 27 Mississippi State, 4/7/1956
Season..... 427 1998

Earned Runs Allowed

Game..... 21 Mississippi State, 4/7/1956
Season..... 349 2001

MISCELLANEOUS TEAM RECORDS

Most Games..... 72 games in 2014, 2015
Most Wins 54 in 2007, 2011, 2013
Highest Winning Percentage (10 or more games):882 in 1903, 1936
Most Wins in Regular Season 48 in 2013
Most Consecutive Wins 20 in 2007
Most Consecutive Wins at Home 15 in 2007
Most Losses..... 33 in 2000
Most Consecutive Losses..... 16 in 1951
Most SEC Wins..... 26 in 2013
Most SEC Losses 24 in 2000
Highest SEC Winning Percentage897 in 2013
Winning Margin 28 vs. Sewanee in 1902
Left On Base (Game) 22 vs. Belmont, 4/5/1972
Left On Base (Season) 588 in 2015



In 2011, Navery Moore helped the Commodores' pitching staff shatter the school record for team ERA in a single season, posting a 2.44 ERA to break the previous record of 3.21 from 1973.



SINGLE-SEASON HIGHS

BATTING (TOP 10)

Batting Average

1.	Hunter Bledsoe (1999)	.459
2.	Clinton Johnston (1998)	.424
3.	Karl Nonemaker (1999)	.415
4.	Warner Jones (2004)	.414
5.	Greg Smith (1987)	.411
	George Flower (1985)	.411
7.	Greg Thomas (1991)	.401
8.	Scotti Madison (1980)	.399
9.	Karl Nonemaker (2000)	.393
10.	Tony Kemp (2013)	.391

At-Bats

1.	Rhett Wiseman (2015)	290
2.	Bryan Reynolds (2015)	286
	Anthony Gomez (2011)	286
4.	Dansby Swanson (2014)	282
5.	Dansby Swanson (2015)	281
	Bryan Reynolds (2014)	281
7.	Zander Wiel (2015)	275
	Andrew Giobbi (2010)	275
9.	Ryan Flaherty (2007)	273
10.	Pedro Alvarez (2007)	272

Hits

1.	Warner Jones (2004)	111
2.	Pedro Alvarez (2007)	105
3.	Tony Kemp (2013)	104
	Ryan Flaherty (2007)	104
5.	Anthony Gomez (2011)	96
	David Macias (2008)	96
7.	Bryan Reynolds (2014)	95
	Hunter Bledsoe (1999)	95
9.	Dansby Swanson (2015)	94
	Dansby Swanson (2014)	94
	Jason Esposito (2010)	94
	Dominic de la Osa (2007)	94

Doubles

1.	Dansby Swanson (2014)	27
	Warner Jones (2004)	27
3.	Josh Adeeb (1997)	26
4.	Jason Esposito (2010)	25
5.	Dansby Swanson (2015)	24
	Bryan Reynolds (2014)	24
	Hunter Bledsoe (1999)	24
8.	Dominic de la Osa (2007)	23
	Ryan Flaherty (2007)	23
10.	Jason Esposito (2011)	22
	Steven Liddle (2009)	22
	Andrew Giobbi (2008)	22
	Ashley Freeman (2000)	22

Triples

1.	Jeren Kendal (2016)	8
	Tony Kemp (2012)	8
	Ryan Klosterman (2004)	8
3.	Tony Kemp (2011)	7
4.	Jeren Kendall (2015)	6
	Dansby Swanson (2015)	6
	Tony Kemp (2013)	6
	Ryan Montgomery (1995)	6
	Joey Cora (1985)	6
	Rick Duncan (1975)	6
10.	Nick Morrow (1991)	5
	Jim Schifman (1990)	5
	Joey Cora (1984)	5
	Ted Shipley (1974)	5
	Steve Estep (1971)	5
	Jeren Kendall (2017)	5

Runs Scored

1.	Dansby Swanson (2015)	76
	Pedro Alvarez (2007)	76
3.	Ryan Klosterman (2004)	72
4.	Boomer Whipple (1994)	71
5.	Rhett Wiseman (2015)	70
	Pedro Alvarez (2006)	70
7.	Vee Hightower (1993)	69
8.	Aaron Westlake (2010)	66
	Greg Thomas (1991)	66
	Bob Schabes (1989)	66

Home Runs

1.	Pedro Alvarez (2006)	22
2.	Dominic de la Osa (2007)	20
3.	Josh Adeeb (1998)	19
	Clinton Johnston (1998)	19
	Nick Morrow (1994)	19
6.	Aaron Westlake (2011)	18
	Pedro Alvarez (2007)	18
	Glenn Davis (1997)	18
	Jason Farese (1997)	18
10.	Glenn Davis (1996)	17
	Jeff Graham (1985)	17

Runs Batted In

1.	Warner Jones (2004)	74
	Clinton Johnston (1998)	74
3.	Greg Thomas (1991)	71
4.	Cesar Nicolas (2004)	70
5.	Zander Wiel (2015)	68
	Pedro Alvarez (2007)	68
7.	Connor Harrell (2013)	67
8.	Dansby Swanson (2015)	64
	Jason Esposito (2010)	64
	Pedro Alvarez (2006)	64
	Glenn Davis (1997)	64
	Nick Morrow (1994)	64

Walks

1.	Vee Hightower (1993)	63
2.	Pedro Alvarez (2006)	57
3.	Bob Schabes (1989)	56
4.	Brian Harris (2010)	55
5.	Conrad Gregor (2013)	54
	Scotti Madison (1979)	54
6.	Will Toffey (2016)	51
7.	Bryan Reynolds (2016)	49
	Bill Hench (1980)	49
	Steve Chandler (1976)	49

PITCHING (TOP 10)

Wins

1.	Carson Fulmer (2015)	14
	Tyler Beede (2013)	14
2.	Grayson Garvin (2011)	13
3.	Walker Buehler (2014)	12
	Sonny Gray (2011)	12
	Casey Weathers (2007)	12
	Jeff Peeples (1973)	12
6.	Kevin Ziomek (2013)	11
	David Price (2007)	11
8.	Sonny Gray (2010)	10
	Jeremy Sowers (2004)	10
	Jack Nuismer (1979)	10
	Patrick Raby (2017)	10

Saves

1.	Brian Miller (2013)	16
2.	Navery Moore (2011)	11
	Ryan Rote (2004)	11
4.	Ben Bowden (2016)	10
	Carson Fulmer (2014)	10
6.	Clinton Johnston (1996)	9
7.	Russell Brewer (2008)	8
	Ryan Rote (2005)	8
	Jensen Lewis (2003)	8
	Casey Weathers (2007)	7

Innings Pitched

1.	David Price (2007)	133.1
2.	Carson Fulmer (2015)	127.2
3.	Sonny Gray (2011)	126.0
4.	Jeremy Sowers (2004)	122.2
5.	Kevin Ziomek (2013)	119.0
6.	Jeremy Sowers (2003)	115.0
7.	Jeff Peeples (1973)	114.2
8.	Phil Haigler (1995)	114.0
9.	Tyler Beede (2014)	113.1
10.	Grayson Garvin (2011)	112.2

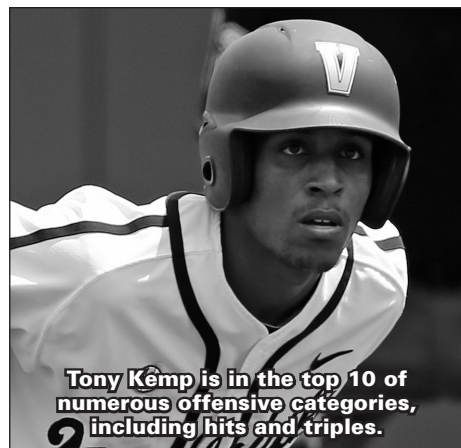
Earned Run Average

1.	Jimmy Stephens (1949)	1.07
2.	Jeff Peeples (1972)	1.30
3.	Jeff Peeples (1971)	1.56
4.	Jeff Peeples (1973)	1.64
5.	Carson Fulmer (2015)	1.83
6.	Carson Fulmer (2014)	1.98
7.	Kevin Ziomek (2013)	2.12
8.	Lewis Ray (1976)	2.19
9.	Tyler Beede (2013)	2.32
10.	Damon Yee (1996)	2.33

Strikeouts

1.	David Price (2007)	194
2.	Carson Fulmer (2015)	167
3.	David Price (2006)	155
4.	Sonny Gray (2011)	132
5.	Doug Wessel (1971)	131
6.	Jeremy Sowers (2003)	123
7.	Jeremy Sowers (2004)	119
8.	Tyler Beede (2014)	116
9.	Kevin Ziomek (2013)	115
10.	Mike Minor (2009)	114

Current players in bold



Tony Kemp is in the top 10 of numerous offensive categories, including hits and triples.



BATTING (TOP 10)

Batting Average

1.	Hunter Bledsoe (1997, 1999).....	425
2.	Clinton Johnston (1996-98).....	369
	Karl Nonemaker (1999-2002).....	369
4.	Greg Smith (1985-88).....	358
5.	Anthony Gomez (2010-12).....	354
6.	Pedro Alvarez (2006-08).....	349
	Ryan Flaherty (2006-08).....	349
	Boomer Whipple (1992-95).....	349
9.	Mike Baxter (2004-05).....	345
10.	Greg Thomas (1991-93).....	343
	Josh Paul (1994-96).....	343

At Bats

1.	Dominic de la Osa (2005-08).....	941
2.	Mike Yastrzemski (2010-13).....	842
3.	Connor Harrell (2010-13).....	841
4.	Alex Feinberg (2005-08).....	824
5.	Boomer Whipple (1992-95).....	809
6.	Jim Schiffman (1987-90).....	792
7.	Bryan Reynolds (2014-16).....	791
	Andrew Giobbi (2007-10).....	791
9.	David Macias (2005-08).....	784
10.	Aaron Westlake (2008-11).....	778
	Nick Morrow (1991-94).....	773

Hits

1.	Dominic de la Osa (2005-08).....	300
2.	Karl Nonemaker (1999-02).....	283
3.	Boomer Whipple (1992-95).....	282
4.	Anthony Gomez (2010-12).....	267
5.	Jim Schiffman (1987-90).....	266
6.	Alex Feinberg (2005-08).....	264
	Ryan Flaherty (2006-08).....	264
8.	Aaron Westlake (2008-11).....	263
9.	Bryan Reynolds (2014-16).....	260
10.	David Macias (2005-08).....	255

Runs Scored

1.	Nick Morrow (1991-94).....	208
2.	Dominic de la Osa (2005-08).....	204
3.	Boomer Whipple (1992-95).....	192
4.	Pedro Alvarez (2006-08).....	191
5.	Aaron Westlake (2008-11).....	181
6.	Tony Kemp (2011-13).....	177
	Bart Nielson (1991-94).....	177
8.	Mike Yastrzemski (2010-13).....	176
9.	Bill Hardin (1973-76).....	174
10.	David Macias (2005-08).....	169

Doubles

1.	Dominic de la Osa (2005-08).....	63
2.	Sean Luellwitz (1999-02).....	61
3.	Jason Esposito (2009-11).....	60
4.	Bryan Reynolds (2014-16).....	58
5.	Andrew Giobbi (2007-10).....	57
6.	Boomer Whipple (1992-95).....	54
	Clinton Johnston (1996-98).....	54
8.	Cam Hazen (1985-88).....	53
9.	Dansby Swanson (2013-15).....	52
	Ryan Flaherty (2006-08).....	52

Home Runs

1.	Pedro Alvarez (2006-08).....	49
	Scotti Madison (1977-80).....	49
3.	Clinton Johnston (1996-98).....	47
4.	Dominic de la Osa (2005-08).....	46
5.	Glenn Davis (1995-97).....	43
6.	Aaron Westlake (2008-11).....	42
	Cam Hazen (1985-88).....	42
8.	Josh Adeeb (1996-98).....	41
	Cesar Nicolas (2001-04).....	40
	Nick Morrow (1991-94).....	40

Runs Batted In

1.	Dominic de la Osa (2005-08).....	188
2.	Nick Morrow (1991-94).....	181
3.	Clinton Johnston (1996-98).....	179
4.	Aaron Westlake (2008-11).....	178
5.	Ryan Flaherty (2006-08).....	169
6.	Connor Harrell (2010-13).....	168
	Greg Thomas (1991-93).....	168
8.	Curt Casali (2008-11).....	167
9.	Jason Esposito (2009-11).....	165
	Andrew Giobbi (2007-10).....	165

Stolen Bases

1.	Charles DeFrance (1980-82).....	96
2.	Vee Hightower (1990-93).....	91
3.	Joey Cora (1983-85).....	84
4.	Bob Schabes (1986-89).....	78
5.	Jim Schiffman (1987-90).....	73
6.	Tony Kemp (2011-13).....	72
7.	Dominic de la Osa (2005-08).....	68
8.	Jason Esposito (2009-11).....	66
9.	Nick Morrow (1991-94).....	65
10.	Mike Yastrzemski (2010-13).....	62

PITCHING (TOP 10)

Wins

1.	Jeff Peeples (1970-73).....	29
2.	Sonny Gray (2009-11).....	27
3.	Jim Gibbs (1981-84).....	25
4.	Carson Fulmer (2013-15).....	24
	Mike Willis (1969-72).....	24
6.	Tyler Beede (2012-14).....	23
	Matt Buschmann (2003-06).....	23
	Jeremy Sowers (2002-04).....	23
	Kyle Balch (1985-88).....	23
	Jack Nuismer (1976-79).....	23

Strikeouts

1.	David Price (2005-07).....	441
2.	Mike Willis (1969-72).....	350
3.	Jeremy Sowers (2002-04).....	327
4.	Sonny Gray (2009-11).....	317
5.	Carson Fulmer (2013-15).....	313
6.	Mike Minor (2007-09).....	303
7.	Kyle Wright (2015-17).....	290
8.	Tyler Beede (2012-14).....	287
	Damon Yee (1997-2000).....	287
10.	Kyle Balch (1985-88).....	266

Earned Run Average

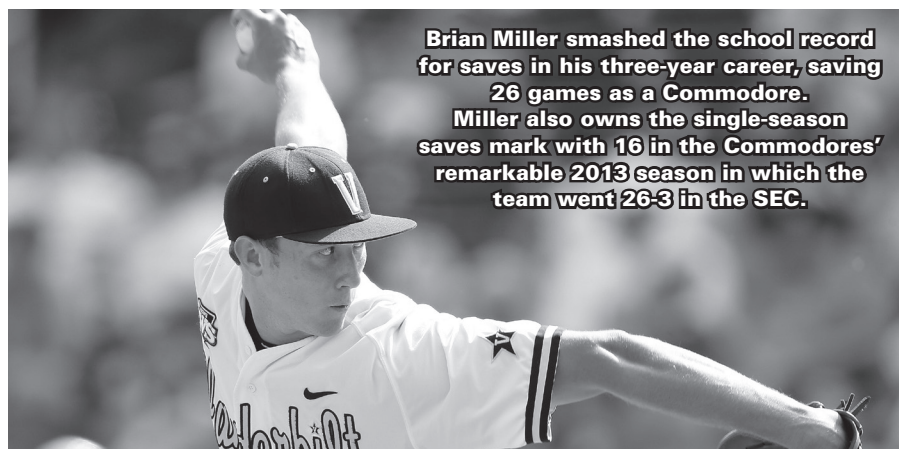
1.	Jeff Peeples (1970-73).....	1.68
2.	Carson Fulmer (2013-15).....	1.99
3.	Grayson Garvin (2009-11).....	2.62
4.	Casey Weathers (2006-07).....	2.71
5.	Kyle Wright (2015-17).....	2.78
6.	Walker Buehler (2013-15).....	2.87
7.	John McLean (1970-73).....	2.93
8.	Kevin Zgonc (1991-92).....	2.96
9.	Kevin Zimek (2011-13).....	3.03
10.	Mike Willis (1969-72).....	3.10

Innings Pitched

1.	Jim Heins (1986-89).....	340.0
2.	Jeremy Sowers (2002-04).....	338.2
3.	David Price (2005-07).....	313.0
4.	Ronnie McGill (1990-93).....	310.2
5.	Mike Willis (1970-72).....	307.2
6.	Mike Minor (2007-09).....	304.0
7.	Taylor Hill (2008-11).....	294.0
8.	Sonny Gray (2009-11).....	293.1
9.	Matt Buschmann (2003-06).....	289.1
10.	Paul Seybt (1995-98).....	288.0

Saves

1.	Brian Miller (2012-2014).....	26
2.	Ryan Rote (2004-05).....	19
3.	Russell Brewer (2008-10).....	18
4.	David Daniels (1992-95).....	15
5.	Carson Fulmer (2013-15).....	14
6.	Ben Bowden (2014-16).....	12
	Russell Brewer (2008-10).....	12
8.	Navery Moore (2009-11).....	11
	Mark Bode (1970-73).....	11
10.	Casey Weathers (2006-07).....	10
	Jensen Lewis (2003-05).....	10
	Clinton Johnston (1996-98).....	10



Brian Miller smashed the school record for saves in his three-year career, saving 26 games as a Commodore. Miller also owns the single-season saves mark with 16 in the Commodores' remarkable 2013 season in which the team went 26-3 in the SEC.



YEARLY LEADERS

BATTING

Batting Average

1970	Jeff Love	.374
1971	Jerry Reasonover	.357
1972	Steve Estep	.354
1973	Rick Duncan	.343
1974	Rick Duncan	.324
1975	Rick Duncan	.348
1976	Steve Chandler	.357
1977	Jerry Robertson	.361
1978	Bill Hench	.344
1979	Mike Pike	.390
1980	Scotti Madison	.399
1981	Tim Turner	.339
1982	Cam Stubbs	.381
1983	Darren Puskarich	.363
1984	Joey Cora	.361
1985	George Flower	.411
1986	Greg Smith	.356
1987	Greg Smith	.411
1988	Jim Schifman	.359
1989	Bob Schabes	.352
1990	Jim Schifman	.362
1991	Greg Thomas	.401
1992	Gabe Whatley	.328
	Nick Morrow	.328
1993	Boomer Whipple	.374
1994	Nick Morrow	.390
1995	Josh Paul	.388
1996	Glenn Davis	.358
1997	Hunter Bledsoe	.389
1998	Clinton Johnston	.424
1999	Hunter Bledsoe	**459
2000	Karl Nonemaker	.393
2001	Sean Luellwitz	.328
	Karl Nonemaker	.328
2002	Sean Luellwitz	.370
2003	John Kaye	.316
2004	Warner Jones	.414
2005	Mike Baxter	.374
2006	Ryan Flaherty	.339
2007	Pedro Alvarez	.386
2008	David Macias	.356
2009	Aaron Westlake	.377
2010	Anthony Gomez	.379
2011	Conrad Gregor	.353
2012	Anthony Gomez	.353
2013	Tony Kemp	.391
2014	Bryan Reynolds	.338
2015	Dansby Swanson	.335
2016	Jeren Kendall	.332
2017	Will Toffey	.354
2018	JJ Bleday	.368

At-Bats

1970	John McLean	144
1971	Steve Estep	203
1972	Steve Estep	198
1973	Ted Shipley	194
1974	Rick Duncan	210
1975	Rick Duncan	210
1976	Bill Anderson	184
1977	Kenny Sholl	172
1978	Bill Hench	183
1979	Mark Elliott	168
1980	Charles DeFrance	192
1981	Charles DeFrance	197
1982	Charles DeFrance	179
1983	Joey Cora	169
1984	Joey Cora	166
1985	Joey Cora	201
1986	David Joiner	201
1987	Greg Smith	202
1988	Bob Schabes	212
1989	Jim Schifman	207
1990	Jim Schifman	229
1991	Greg Thomas	227
1992	Greg Thomas	210
1993	Boomer Whipple	211
	Greg Thomas	211
1994	Craig Sands	222
	Bart Nielson	222
1995	Josh Paul	219
1996	Josh Paul	223
1997	Josh Adee	221
1998	Matt Kata	227
1999	Matt Kata	227
2000	Karl Nonemaker	224
2001	Kevin Geshke	232
2002	Karl Nonemaker	212
2003	Warner Jones	227
2004	Warner Jones	268
2005	Warner Jones	238
2006	Brian Hernandez	255
2007	Ryan Flaherty	273
2008	David Macias	270
2009	Steven Liddle	250

2010	Andrew Giobbi	275
2011	Anthony Gomez	**286
2012	Anthony Gomez	255
2013	Tony Kemp	266
2014	Dansby Swanson	282
2015	Rhett Wiseman	290
2016	Jeren Kendall	250
2017	Jeren Kendall	261
2018	Pat DeMarco	242

Hits

1970	John McLean	47
1971	Jerry Reasonover	70
1972	Steve Estep	70
1973	Ted Shipley	65
1974	Rick Duncan	68
1975	Rick Duncan	73
1976	Bill Anderson	60
1977	Jerry Robertson	57
1978	Bill Hench	63
1979	Mike Pike	60
1980	Scotti Madison	81
1981	Tim Turner	57
	Jerry Williams	57
1982	Charles DeFrance	60
1983	Darren Puskarich	61
1984	Joey Cora	60
1985	Joey Cora	81
1986	Bill Shiverick	67
	Greg Smith	67
1987	Greg Smith	83
1988	Jim Schifman	71
1989	Jim Schifman	65
1990	Jim Schifman	83
1991	Greg Thomas	91
1992	Greg Thomas	64
1993	Boomer Whipple	79
1994	Nick Morrow	80
1995	Josh Paul	85
1996	Glenn Davis	78
1997	Josh Adee	81
1998	Clinton Johnston	84
1999	Hunter Bledsoe	95
2000	Karl Nonemaker	88
2001	Sean Luellwitz	65
2002	Sean Luellwitz	77
2003	Warner Jones	70
2004	Warner Jones	**111
2005	Mike Baxter	79
2006	Pedro Alvarez	79
2007	Pedro Alvarez	105
2008	David Macias	96
2009	Aaron Westlake	90
2010	Jason Esposito	94
2011	Anthony Gomez	96
2012	Anthony Gomez	90
2013	Tony Kemp	104
2014	Bryan Reynolds	95
2015	Dansby Swanson	94
2016	Jeren Kendall	83
2017	Jeren Kendall	80
2018	Austin Martin	75

Runs Scored

1970	Steve Estep	30
1971	Jimmy Conn	43
1972	Bill Winchester	48
1973	Ted Shipley	44
1974	Ted Shipley	48
1975	Bill Hardin	49
1976	Bill Hardin	46
1977	Mike Wright	33
1978	Scotti Madison	42
1979	Bill Hench	35
	Mike Pike	35
1980	Hal Cohen	50
1981	Charles DeFrance	53
1982	Tim Turner	48
1983	Kent Yarbrough	41
1984	Joey Cora	49
1985	Joey Cora	57
1986	Joey Jackson	50
1987	Greg Smith	52
1988	Jim Schifman	52
1989	Bob Schabes	66
1990	Jim Schifman	61
1991	Greg Thomas	66
1992	Nick Morrow	49
1993	Vee Hightower	69
1994	Boomer Whipple	71
1995	Josh Paul	63
1996	Glenn Davis	55
1997	Josh Adee	53
	Clinton Johnston	53
1998	Matt Kata	61
1999	Hunter Bledsoe	61
2000	Ulises Cabrera	51
2001	Ashley Freeman	40
2002	Tony Mansolino	47

2003	Ryan Klosterman	35
2004	Ryan Klosterman	72
2005	Mike Baxter	47
2006	Pedro Alvarez	70
2007	Pedro Alvarez	**76
2008	Dominic de la Osa	65
2009	Brian Harris	65
2010	Aaron Westlake	66
2011	Anthony Gomez	61
2012	Tony Kemp	55
2013	Tony Kemp	64
2014	Dansby Swanson	63
2015	Dansby Swanson	**76
2016	Jeren Kendall	63
2017	Jeren Kendall	59
2018	Pat DeMarco	48

Doubles

1970	Jeff Love	7
	John McLean	7
1971	Jerry Reasonover	12
1972	John McLean	11
1973	Rick Duncan	11
1974	Rick Duncan	14
1975	Rick Duncan	14
1976	Bill Anderson	15
1977	Mike Wright	9
1978	Scotti Madison	12
1979	Mark Elliott	14
1980	Mike Pike	15
1981	Charles DeFrance	16
1982	Cam Stubbs	16
1983	Darren Puskarich	15
1984	Joey Cora	12
1985	Benton Patton	21
1986	Cam Hazen	15
	David Joiner	15
1987	Greg Smith	16
1988	Jamie Abbigy	16
	Bob Schabes	16
1989	Mike Skaggs	21
1990	Jim Schifman	12
	Brad Shoemaker	12
1991	Greg Thomas	18
1992	Jeff Martin	18
	Nick Morrow	18
1993	Alan Purdy	19
1994	Craig Sands	18
1995	Josh Paul	16
1996	Glenn Davis	15
	Josh Paul	15
1997	Josh Adee	26
1998	Matt Kata	19
1999	Hunter Bledsoe	24
2000	Ashley Freeman	22
2001	Sean Luellwitz	15
2002	Sean Luellwitz	16
2003	Ryan Klosterman	15
2004	Warner Jones	**27
2005	Mike Baxter	16
2006	Brian Hernandez	21
2007	Ryan Flaherty	23
	Dominic de la Osa	23
2008	Andrew Giobbi	22
2009	Steven Liddle	22
2010	Jason Esposito	25
2011	Jason Esposito	22
2012	Conrad Gregor	20
2013	Mike Yastrzemski	19
2014	Dansby Swanson	**27
2015	Dansby Swanson	24
2016	Jeren Kendall	16
	Bryan Reynolds	16
2017	Jason Delay	18
2018	Philip Clarke	16

Triples

1970	Bill Winchester	2
	Adams Carroll	2
1971	Steve Estep	5
1972	John McLean	2
	Tommy Powell	2
	Chuck Boyett	2
1973	Greg Collins	3
1974	Ted Shipley	5
1975	Rick Duncan	6
1976	Jerry Robertson	3
1977	Steve Chandler	4
1978	Jerry Williams	3
	Wayne Gregory	3
1979	Mike Pike	1
	Mark Elliott	1
	Greg Wells	1
1980	Four Players	2
1981	Five Players	2
1982	Four Players	1
1983	Kent Yarbrough	3
1984	Joey Cora	5
1985	Joey Cora	6

1986	Brad Harvie	3
1987	Four Players	1
1988	Jim Schifman	3
1989	Jamie Abbigy	4
1990	Jim Schifman	5
1991	Nick Morrow	5
1992	Gabe Whatley	4
1993	Nick Morrow	4
1994	Nick Morrow	4
	Boomer Whipple	4
	Bart Nielson	4
1995	Ryan Montgomery	6
1996	Josh Paul	3
1997	Glenn Davis	2
	Matt Kata	2
1998	Four players	1
1999	Matt Kata	2
	Scott Vanderhoff	2
2000	Five Players	1
2001	Chris Broadus	2
	Sean Luellwitz	2
2002	John Kaye	3
2003	Warner Jones	**2
2004	Ryan Klosterman	**8
2005	Mike Baxter	3
2006	Dominic de la Osa	2
	Brad French	2
	Brian Hernandez	2
	David Macias	2
2007	Matt Meingasner	4
2008	Dominic de la Osa	4
2009	Steven Liddle	2
2010	Bryan Johns	2
2011	Tony Kemp	7
2012	Tony Kemp	**8
2013	Tony Kemp	6
2014	Rhett Wiseman	4
2015	Jeren Kendall	6
	Dansby Swanson	6
2016	Jeren Kendall	**8
2017	Jeren Kendall	5
2018	Alonzo Jones	3
	Harrison Ray	3

Home Runs

1970	Bill Winchester	6
1971	John McLean	10
1972	Bill Winchester	9
1973	Greg Collins	9
1974	Ted Shipley	10
1975	Rick Duncan	6
1976	Bill Hardin	7
1977	Mike Wright	7
1978	Scotti Madison	15
1979	Scotti Madison	15
1980	Scotti Madison	15
1981	Jerry Williams	8
1982	David Skinner	7
1983	George Flower	6
1984	Donald Lawson	13
1985	Jeff Graham	17
1986	Brad Harvie	13
1987	Brad Harvie	14
	Cam Hazen	14
1988	Jamie Abbigy	11
	Cam Hazen	11
1989	Bart King	9
1990	Jim Schifman	9
	Mike Skaggs	9
1991	Greg Thomas	16
1992	Jeff Martin	14
1993	Gabe Whatley	12
1994	Nick Morrow	19
1995	Josh Paul	11
1996	Glenn Davis	17
	Glenn Davis	18
1997	Jason Farese	18
1998	Josh Adee	19
	Clinton Johnston	19
1999	Hunter Bledsoe	10
2000	Adam Blue	9
2001	John Kaye	6
	Sean Luellwitz	6
	Ashley Freeman	6
2002	Sean Luellwitz	12
2003	Cesar Nicolas	7
2004	Cesar Nicolas	15
2005	Mike Baxter	9
2006	Pedro Alvarez	**22
2007	Dominic de la Osa	20
2008	Ryan Flaherty	14
2009	Curt Casali	10
	Aaron Westlake	10
	Steven Liddle	10
2010	Aaron Westlake	14
2011	Aaron Westlake	18
2012	Connor Harrell	7
2013	Connor Harrell	12
2014	Zander Wriel	5

YEARLY LEADERS



2015	Zander Wiel	15
	Rhett Wiseman	15
	Dansby Swanson	15
2016	Bryan Reynolds	13
2017	Jeren Kendall	15
2018	Stephen Scott	15

Runs Batted In

1970	Bill Winchester	33
1971	Steve Estep	35
1972	Bill Winchester	55
1973	Rick Duncan	51
1974	Rick Duncan	45
1975	Rick Duncan	51
1976	Bill Hardin	23
1977	Steve Chandler	26
	Mike Wright	26
1978	Scotti Madison	38
1979	Mike Pike	43
1980	Scotti Madison	56
1981	Jerry Williams	51
1982	Tim Turner	38
1983	Darren Puskarch	35
1984	Donald Lawson	36
1985	Benton Patton	59
1986	Bill Shiverick	53
1987	Greg Smith	52
1988	Greg Smith	56
1989	Jim Schiffman	52
1990	Brad Shoemaker	39
1991	Greg Thomas	71
1992	Greg Thomas	54
1993	Boomer Whipple	57
1994	Nick Morrow	64
1995	Josh Paul	50
1996	Glenn Davis	61
1997	Glenn Davis	64
1998	Clinton Johnston	**74
1999	Hunter Bledsoe	51
2000	Karl Nonemaker	56
2001	Ashley Freeman	40
2002	Sean Luellwitz	51
2003	Cesar Nicolas	33
2004	Warner Jones	**74
2005	Mike Baxter	48
2006	Pedro Alvarez	64
2007	Pedro Alvarez	68
2008	Ryan Flaherty	63
2009	Curt Casali	59
2010	Jason Esposito	64
2011	Jason Esposito	59
2012	Anthony Gomez	57
2013	Connor Harrell	67
2014	Bryan Reynolds	54
2015	Zander Wiel	68
2016	Jeren Kendall	59
2017	Julian Infante	66
2018	Connor Kaiser	46

Walks

1970	Steve Estep	27
1971	Records Not Available	
1972	Bill Winchester	29
1973	John McLean	29
1974	Bill Hardin	39
1975	Gene Mennees	47
1976	Steve Chandler	49
1977	Steve Chandler	32
1978	Mark Elliott	45
1979	Scotti Madison	54
1980	Bill Hench	49
1981	Jerry Williams	34
1982	Erez Borowsky	44
1983	Doug Fair	38
1984	Joey Cora	31
1985	Joey Cora	27
	Benton Patton	27
1986	Brad Harvie	38
1987	Brad Harvie	38
1988	Mike Skaggs	28
1989	Bob Schabes	56
1990	Mike Skaggs	31
1991	Vee Hightower	40
1992	Nick Morrow	40
1993	Vee Hightower	**63
1994	Nick Morrow	45
1995	Boomer Whipple	44
1996	Clinton Johnston	36
1997	Clinton Johnston	44
1998	Clinton Johnston	42
1999	Hunter Bledsoe	40
2000	Ashley Freeman	32
2001	John Kaye	31
2002	Tony Mansolino	24
	Cesar Nicolas	24
2003	Ryan Klosterman	24
	Tony Mansolino	24
2004	Cesar Nicolas	40
2005	Mike Baxter	30

2006	Pedro Alvarez	57
2007	Pedro Alvarez	40
2008	Ryan Flaherty	39
2009	Brian Harris	39
2010	Brian Harris	55
2011	Aaron Westlake	47
2012	Conrad Gregor	41
2013	Conrad Gregor	54
2014	Vince Conde	41
2015	Dansby Swanson	43
2016	Will Toffey	51
2017	Will Toffey	48
2018	Austin Martin	35

PITCHING

Wins

1970	Mike Willis	7
1971	Jeff Peeples	8
1972	John McLean	7
	Jeff Peeples	7
1973	Jeff Peeples	12
1974	Rick Rhodes	8
1975	Mike Coyne	6
	Lewis Key	6
1976	Bob Latimer	6
1977	Rickey Kirtrell	7
1978	Rickey Kirtrell	7
	Jack Nuismer	7
1979	Jack Nuismer	10
1980	David Nenad	7
1981	Jim Gibbs	6
1982	Brian Farley	7
	Jim Gibbs	7
1983	Jim Gibbs	4
1984	Jim Gibbs	8
1985	Mark Ambrose	7
1986	Jim Heins	8
1987	Kyle Balch	7
1988	Kyle Balch	8
1989	Mike McLochlin	8
1990	JoJo Smith	9
1991	Steve Sadecki	7
1992	Scott Newell	5
	Bump Elliott	5
1993	Joe Barbao	9
	Matt McDonnough	9
1994	Matt McDonnough	7
	Joe Barbao	5
1995	Phillip Haigler	7
	Paul Seybt	5
1996	Paul Seybt	8
1997	Bert Snow	8
1998	Bert Snow	5
	Damon Yee	5
1999	Mike Byrd	5
2000	Damon Yee	5
2001	Jeff Little	6
2002	Jeremy Sowers	6
2003	Jeremy Sowers	7
2004	Jeremy Sowers	10
2005	Jensen Lewis	8
2006	David Price	9
2007	Casey Weathers	12
2008	Caleb Cotham	7
	Mike Minor	7
2009	Caleb Cotham	7
2010	Sonny Gray	10
2011	Grayson Garvin	13
2012	Sam Selman	9
2013	Tyler Beede	**14
2014	Walker Buehler	12
2015	Carson Fulmer	**14
2016	Kyle Wright	8
	Jordan Sheffield	8
2017	Patrick Raby	10
2018	Mason Hickman	8

Saves

1970	Mark Bode	3
1971	Mark Bode	3
1972	Ed White	3
1973	Mark Bode	3
1974	Wayne Palmore	4
1975	Mike Coyne	2
	Rick Rhodes	2
1976	Bob Latimer	4
1977	Scott Sanderson	3
1978	Ted Govedarica	6
1979	Mike McCarthy	1
	Bill Sahagian	1
1980	John Yanello	4
1981	Gary Burns	2
1982	Tom Wasilewski	3
1983	Jeff Trenning	3
1984	Jeff Trenning	3
1985	Mark Ambrose	2
	Abbie Woyce	2
1986	Scott Graf	2

1987	Archie Smith	4
1988	Mike McLochlin	2
1989	Bryant Freer	3
1990	JoJo Smith	6
1991	Joe Morrow	3
1992	Tom Pendley	4
1993	David Daniels	6
1994	David Daniels	3
1995	David Daniels	3
1996	Clinton Johnston	9
1997	Matt Kata	6
1998	Four players	1
1999	Matt Kata	2
2000	Andy Beal	3
2001	Robert Ransom	2
2002	Dean Bennett	6
2003	Jensen Lewis	8
2004	Ryan Rote	11
2005	Ryan Rote	8
2006	Nick Christiani	3
	Casey Weathers	3
2007	Casey Weathers	7
2008	Russell Brewer	8
2009	Sonny Gray	5
2010	Russell Brewer	6
2011	Navery Moore	11
2012	Will Clinard	2
	Brian Miller	5
2013	Brian Miller	**16
2014	Carson Fulmer	10
2015	Philip Pfeifer	5
2016	Ben Bowden	10
2017	Reed Hayes	7
2018	Chandler Day	4

Innings Pitched

1970	Mike Willis	79.1
1971	Doug Wessel	86.0
1972	Jeff Peeples	76.0
1973	Jeff Peeples	114.2
1974	Rick Rhodes	93.2
1975	Mike Coyne	81.1
1976	Bob Latimer	82.0
1977	Rickey Kirtrell	91.2
1978	Rickey Kirtrell	85.2
1979	Jack Nuismer	100.0
1980	David Nenad	104.0
1981	David Nenad	86.0
1982	Brian Farley	80.0
1983	Jim Gibbs	69.1
1984	Tom Wasilewski	66.2
1985	Mark Ambrose	87.1
1986	Jim Heins	87.1
1987	Archie Smith	78.0
1988	Kyle Balch	98.0
1989	Jim Heins	102.0
1990	JoJo Smith	97.2
1991	Ronnie McGill	88.1
1992	Scott Newell	107.1
1993	Ronnie McGill	100.2
1994	Joe Barbao	110.0
1995	Phillip Haigler	114.0
1996	Phillip Haigler	106.2
1997	Bert Snow	93.2
1998	Bert Snow	90.1
1999	Mike Byrd	107.2
2000	Damon Yee	105.1
2001	Steven Faulkner	99.0
2002	Jeremy Sowers	101.0
2003	Jeremy Sowers	115.0
2004	Jeremy Sowers	122.2
2005	Jensen Lewis	92.2
2006	David Price	110.1
2007	David Price	**133.1
2008	Mike Minor	103.0
2009	Mike Minor	110.2
2010	Sonny Gray	108.2
2011	Sonny Gray	126.0
2012	Kevin Ziomek	79.1
2013	Kevin Ziomek	119.0
2014	Tyler Beede	113.1
2015	Carson Fulmer	127.2
2016	Jordan Sheffield	101.2
2017	Patrick Raby	105.1
2018	Drake Fellows	96.1

Earned Run Average

1970	Mike Willis	2.39
1971	Jeff Peeples	1.56
1972	Jeff Peeples	**1.30
1973	Jeff Peeples	1.64
1974	Rick Rhodes	3.06
1975	Lewis Key	3.12
1976	Lewis Key	2.19
1977	Rickey Kirtrell	2.95
1978	Rickey Kirtrell	2.95
1979	Jack Nuismer	3.78
1980	Gary Burns	3.63
1981	David Nenad	4.40

1982	Abbie Woyce	3.37
1983	Abbie Woyce	4.04
1984	Jim Gibbs	3.96
1985	Kyle Balch	3.19
1986	John Parke	4.61
1987	Archie Smith	4.38
1988	Kyle Balch	3.58
1989	Steve Sadecki	4.75
1990	JoJo Smith	2.67
1991	Ronnie McGill	4.69
1992	Ronnie McGill	4.54
1993	Joe Barbao	3.98
1994	Matt McDonnough	3.72
1995	David Daniels	3.07
1996	Clinton Johnston	2.41
1997	Damon Yee	2.33
1998	Clinton Johnston	2.66
1999	Mike Byrd	3.59
2000	Andy Beal	4.59
2001	Robert Ransom	5.94
2002	Jeremy Sowers	4.37
2003	Jeremy Sowers	2.50
2004	Ryan Mullins	2.58
2005	Jensen Lewis	2.62
2006	Ty Davis	3.91
2007	David Price	2.63
2008	Mike Minor	4.28
2009	Russell Brewer	2.96
2010	Chase Reid	3.46
2011	Sonny Gray	2.43
2012	Drew VerHagen	3.50
2013	Kevin Ziomek	2.12
2014	Carson Fulmer	1.98
2015	Carson Fulmer	1.83
2016	Jordan Sheffield	3.01
2017	Zach King	2.56
2018	Patrick Raby	3.57

Strikeouts

1970	Doug Wessel	97
	Mike Willis	97
1971	Doug Wessel	131
1972	Mike Willis	71
1973	Jeff Peeples	113
1974	Rick Rhodes	73
1975	Lewis Key	50
	Rick Rhodes	50
1976	Scott Sanderson	65
1977	Scott Sanderson	87
1978	Rickey Kirtrell	63
1979	Jack Nuismer	78
1980	John Yanello	59
1981	Jim Gibbs	57
1982	Brian Farley	63
1983	Abbie Woyce	51
1984	Jeff Edwards	65
1985	Mark Ambrose	100
1986	Kyle Balch	68
1987	Archie Smith	89
1988	Kyle Balch	85
1989	Mike McLochlin	63
1990	JoJo Smith	75
1991	Steve Sadecki	93
1992	Scott Newell	61
1993	Ronnie McGill	51
1994	Joe Barbao	55
1995	Phillip Haigler	71
1996	Phillip Haigler	62
1997	Bert Snow	97
1998	Bert Snow	83
1999	Mike Byrd	101
2000	Damon Yee	106
2001	Steven Faulkner	75
2002	Jeremy Sowers	85
2003	Jeremy Sowers	123
2004	Jeremy Sowers	119
2005	Jensen Lewis	95
2006	David Price	155
2007	David Price	**194
2008	Mike Minor	101
2009	Mike Minor	114
2010	Sonny Gray	113
2011	Sonny Gray	132
2012	Sam Selman	80
2013	Kevin Ziomek	115
2014	Tyler Beede	116
2015	Carson Fulmer	167
2016	Jordan Sheffield	113
2017	Kyle Wright	121
2018	Drake Fellows	107

Current players in bold

*NCAA record

**Team record



YEARLY TEAM STATISTICS



Yearly Team Batting Statistics

Year	G	AB	R	H	2B	3B	HR	RBI	AVG.	BB	SO	SB-SBA	PO	A	E	FLD%
1969	39	-	178	291	-	-	-	134	-	-	-	-	-	-	-	-
1970	40	1238	227	342	50	11	27	181	.276	151	217	49	-	-	-	-
1971	53	1726	278	459	59	15	36	226	.266	224	315	85	-	-	-	-
1972	50	1727	325	486	67	8	31	274	.281	234	267	68	-	-	-	-
1973	52	1649	319	461	69	13	40	264	.280	235	341	101	-	-	-	-
1974	60	1714	293	428	63	15	36	247	.250	265	257	154	-	-	-	-
1975	60	1712	308	423	54	15	23	250	.247	309	302	74	-	-	-	-
1976	50	1546	260	415	75	13	32	200	.268	232	231	90	-	-	-	-
1977	51	1503	234	411	68	8	22	180	.273	173	214	90	-	-	104	-
1978	48	1491	296	423	78	12	40	253	.284	203	<u>207</u>	65	-	-	91	-
1979	46	1372	271	369	73	5	40	238	.269	235	227	49-76	1043	449	78	.950
1980	56	1790	388	546	95	11	33	349	.305	314	219	87-115	1353	586	77	.962
1981	52	1615	331	464	110	11	55	307	.287	217	274	108-140	1196	547	91	.950
1982	46	1474	332	463	92	4	38	294	.314	218	251	101-122	1087	444	79	.951
1983	46	1463	260	414	85	10	26	232	.283	210	219	61-80	1108	505	90	.947
1984	45	1408	314	422	95	10	49	268	.300	218	240	57-82	1055	463	84	.948
1985	51	1708	403	558	104	18	<u>86</u>	367	.327	195	303	81-109	1218	515	72	.960
1986	54	1775	352	531	110	10	67	320	.299	210	370	48-78	1298	560	126	.936
1987	52	1700	399	522	107	4	76	346	.307	222	352	57-81	1222	527	117	.937
1988	53	1773	369	532	113	12	46	314	.300	203	338	66-86	1323	561	120	.940
1989	54	1797	404	522	115	10	41	355	.290	<u>322</u>	346	<u>182-220</u>	1373	587	95	.954
1990	58	1948	351	555	101	18	53	319	.285	234	383	79-112	1448	629	154	.931
1991	57	1906	428	565	101	16	70	385	.296	281	386	85-108	1415	544	92	.955
1992	54	1755	355	501	108	16	65	313	.285	284	399	68-99	1364	604	102	.951
1993	56	1895	382	582	127	6	63	333	.307	261	328	115-156	1421	617	93	.956
1994	58	1967	446	587	112	19	57	405	.298	264	410	104-144	1503	681	107	.953
1995	56	1950	362	540	119	16	40	329	.277	273	412	86-125	1495	619	101	.954
1996	54	1860	372	544	108	10	82	346	.292	240	485	68-94	1415	608	101	.951
1997	55	1952	<u>449</u>	616	122	6	85	400	.316	248	437	58-82	1432	577	111	.948
1998	53	1856	414	561	120	6	71	381	.302	239	417	62-92	1367	592	128	.939
1999	55	1963	349	603	134	8	43	311	.307	219	356	83-107	1453	624	117	.947
2000	54	1885	345	559	126	5	40	315	.297	209	368	51-72	1408	554	83	.959
2001	55	1885	305	508	113	7	33	274	.269	247	411	50-73	1460	569	62	.970
2002	51	1780	302	507	116	6	41	280	.285	161	382	41-57	1349	546	68	.965
2003	55	1872	216	483	92	5	25	197	.258	158	328	47-75	1497	602	60	.972
2004	64	2243	398	681	119	26	53	363	.304	189	375	93-112	1723	599	52	.978
2005	55	1914	298	557	86	8	38	271	.291	168	291	95-120	1487	548	68	.968
2006	65	2291	424	705	131	13	57	388	.308	239	369	49-79	1738	634	74	.970
2007	67	2417	<u>491</u>	<u>782</u>	158	16	66	<u>443</u>	<u>.324</u>	244	405	75-103	1820	696	69	.973
2008	63	2256	448	697	135	21	62	400	.309	253	414	80-109	1707	594	70	.970
2009	64	2173	449	665	134	8	56	397	.306	259	389	89-123	1668	576	65	.972
2010	66	2329	481	719	<u>160</u>	7	63	437	.310	301	393	80-105	1814	716	66	.975
2011	66	2269	459	714	130	14	51	413	.315	258	361	80-111	1749	658	66	.973
2012	63	2076	349	556	115	19	27	315	.268	249	426	92-120	1675	613	82	.965
2013	66	2238	459	700	126	17	41	418	.313	295	394	139-175	1788	644	58	.977
2014	<u>72</u>	2359	403	655	145	14	22	351	.278	269	463	120-166	1919	<u>765</u>	69	.975
2015	<u>72</u>	<u>2505</u>	476	726	152	<u>28</u>	69	433	.290	302	610	106-138	<u>1967</u>	731	58	.979
2016	62	2076	416	568	115	26	43	375	.274	268	530	88-125	1654	600	59	.974
2017	62	2141	409	599	114	17	51	379	.280	287	475	54-80	1676	639	58	.976
2018	62	2078	386	559	106	13	67	339	.269	296	565	101-122	1622	548	<u>41</u>	<u>.981</u>

Team Best Marks Underlined

YEARLY TEAM STATISTICS



Yearly Team Pitching Statistics

Year	G	W-L	PCT.	ERA	SV	CG	SHO	IP	H	R-ER	BB	SO	HR	BK	HB	WP
1970	40	24-16	.600	3.24	6	-	4	324.2	262	157-117	194	359	-	-	-	25
1971	53	33-19	.635	3.38	11	-	-	447.1	359	199-151	240	440	-	-	-	3
1972	50	35-17	.700	3.51	10	23	-	438.2	424	228-171	224	415	-	-	-	-
1973	52	36-16	.692	3.21	8	<u>29</u>	-	420.2	364	<u>184-150</u>	210	360	-	-	-	-
1974	60	37-22	.617	4.26	7	26	-	465.1	482	269-220	247	252	-	-	-	-
1975	60	30-29	.500	4.30	5	28	-	456.2	456	299-218	278	280	-	-	-	-
1976	50	27-23	.540	4.14	7	25	-	404.0	425	270-186	247	277	-	-	-	-
1977	51	25-25	.490	3.71	3	-	-	390.2	396	238-161	186	368	-	-	<u>7</u>	24
1978	48	31-17	.646	5.01	9	-	-	382.1	443	272-213	180	251	-	-	16	23
1979	46	21-25	.457	5.67	2	23	2*	349.0	396	285-219	246	223	32	1	9	25
1980	56	34-21	.618	4.49	9	14	8*	451.0	447	261-225	300	262	29	2	22	<u>21</u>
1981	52	26-25	.510	5.85	6	13	1	398.2	461	332-259	292	243	49	2	14	33
1982	46	28-17	.622	4.77	6	13	4*	362.1	<u>363</u>	259-192	305	258	30	2	14	<u>21</u>
1983	46	22-23	.489	5.14	8	8	2*	369.1	401	279-211	245	303	35	1	13	33
1984	45	28-17	.622	5.35	7	11	1*	351.2	388	270-209	242	309	44	4	16	37
1985	51	35-16	.686	4.66	6	15	7*	406.0	408	262-210	234	386	44	4	25	26
1986	54	25-29	.463	5.35	6	15	3*	432.2	525	352-257	232	310	42	4	22	50
1987	52	27-25	.519	5.74	7	10	1	408.0	478	338-260	219	358	45	5	17	29
1988	53	30-23	.566	4.45	4	12	2	441.0	449	295-218	259	372	45	3	18	37
1989	54	31-21	.596	5.33	9	10	0	459.1	476	324-271	258	283	57	<u>0</u>	27	49
1990	58	28-30	.483	5.26	10	11	1	484.1	565	401-282	269	337	42	5	40	53
1991	57	29-27	.518	5.65	9	7	0	473.1	530	359-296	260	350	56	4	23	55
1992	54	29-24	.547	6.04	10	5	0	456.1	553	373-305	240	284	56	4	44	45
1993	56	32-23	.582	6.00	11	2	0	473.2	545	375-316	279	261	60	4	38	44
1994	58	28-30	.483	5.57	4	10	5	501.0	556	375-310	265	325	52	5	35	50
1995	56	26-30	.465	4.52	8	5	0	498.1	530	354-250	209	360	39	4	33	44
1996	54	29-25	.537	5.59	12	4	2	471.2	573	365-293	179	329	65	6	38	32
1997	55	31-24	.564	6.00	7	2	1	477.1	566	410-318	250	408	78	2	37	58
1998	53	25-28	.472	6.40	4	2	3	455.2	576	427-324	224	408	88	6	60	42
1999	55	22-33	.400	5.85	4	3	0	484.1	604	396-315	231	437	74	4	37	49
2000	54	21-33	.389	5.94	7	7	0	469.1	529	390-310	270	382	50	5	67	62
2001	55	24-31	.436	6.45	6	3	1*	486.2	595	395-349	231	324	67	4	59	32
2002	51	24-27	.471	5.98	12	5	1	449.2	529	348-299	228	312	45	12	53	52
2003	55	27-28	.491	3.46	15	1	3	499.0	475	237-192	<u>168</u>	432	32	12	36	24
2004	64	45-19	.703	3.34	17	6	10*	574.1	532	253-213	195	518	39	5	55	28
2005	55	34-21	.618	3.38	16	3	5*	495.2	429	223-186	189	514	26	3	55	36
2006	65	38-27	.585	4.18	11	7	4	579.1	556	308-269	229	574	45	11	71	42
2007	67	<u>54-13</u>	.806	3.55	13	7	4	606.2	535	266-239	180	633	38	5	65	33
2008	63	41-22	.651	4.68	15	3	2*	569.0	577	338-296	231	587	55	9	65	44
2009	64	37-27	.578	4.66	17	6	6*	556.0	586	326-288	207	604	68	8	48	44
2010	66	46-20	.697	3.69	14	3	6	604.2	592	298-248	224	557	48	3	49	26
2011	66	<u>54-12</u>	<u>.818</u>	<u>2.44</u>	18	3	7*	583.0	466	187-158	199	567	29	7	60	32
2012	63	35-28	.556	4.05	13	2	5	558.1	534	293-251	253	452	32	11	78	41
2013	66	<u>54-12</u>	<u>.818</u>	2.76	<u>24</u>	3	3*	596.0	469	217-183	258	520	20	4	64	50
2014	<u>72</u>	51-21	.708	2.90	21	3	8*	639.2	486	252-206	245	636	<u>16</u>	6	61	63
2015	<u>72</u>	51-21	.708	2.84	13	4	14*	<u>655.2</u>	508	247-207	295	<u>703</u>	31	9	52	54
2016	62	43-19	.694	3.25	19	2	9*	551.1	473	249-199	211	593	26	2	52	52
2017	62	36-25	.590	3.71	12	3	5	558.2	464	271-230	227	544	47	3	59	56
2018	62	35-27	.564	4.23	13	1	4	540.2	486	280-254	239	567	45	6	53	60

* Combined Shutout Team Best Marks Underlined



SEC TOURNAMENT HISTORY

★ 2007 & 1980 SEC Tournament Champions ★ 23 Appearances ★ 47-37 Overall Record

2018

Texas A&M 3, Vanderbilt 1

2017

S. Carolina 7, Vanderbilt 4 (11)

2016

Vanderbilt 7, Missouri 0
Vanderbilt 6, Texas A&M 5
Ole Miss 12, Vanderbilt 9
Texas A&M 13, Vanderbilt 3 (7)

2015 - Runner-up

Vanderbilt 7, Missouri 6 (10)
Texas A&M 6, Vanderbilt 1
Vanderbilt 16, Alabama 1 (7)
Vanderbilt 12, Texas A&M 3
Florida 7, Vanderbilt 3

2014

Vanderbilt 3, Tennessee 2
LSU 11, Vanderbilt 1 (7)
Ole Miss 7, Vanderbilt 2

2013 - Runner-up

Texas A&M 5, Vanderbilt 0
Vanderbilt 4, S. Carolina 3 (10)
Vanderbilt 3, Texas A&M 0
Vanderbilt 16, Miss. St. 8
LSU 5, Vanderbilt 4 (11)

2012 - Runner-up

Vanderbilt 4, Georgia 1
Vanderbilt 10, Georgia 0 (7)
Vanderbilt 3, South Carolina 2
Vanderbilt 2, Florida 1
Vanderbilt 8, Florida 6
Mississippi State 3, Vanderbilt 0

2011 - Runner-up

Vanderbilt 10, Georgia 0 (7)
Vanderbilt 7, South Carolina 2
Vanderbilt 3, Arkansas 2
Florida 5, Vanderbilt 0

2010

Vanderbilt 2, Arkansas 0
LSU 7, Vanderbilt 5
Florida 5, Vanderbilt 2

2009 - Runner-up

Vanderbilt 4, LSU 1
Vanderbilt 5, South Carolina 4
Vanderbilt 11, Arkansas 1
LSU 6, Vanderbilt 2

2008

Vanderbilt 7, Florida 3
LSU 8, Vanderbilt 2
Vanderbilt 7, South Carolina 5
Vanderbilt 7, Ole Miss 4
Ole Miss 8, Vanderbilt 7

2007 - Champions

Tennessee 6, Vanderbilt 4
Vanderbilt 3, Mississippi State 2
Vanderbilt 15, Tennessee 2
Vanderbilt 13, Ole Miss 1 (8)
Vanderbilt 7, Ole Miss 6 (10)
Vanderbilt 7, Arkansas 4

2006 - Runner-up

Vanderbilt 9, Georgia 4
Vanderbilt 11, South Carolina 1 (7)
Georgia 5, Vanderbilt 4
Vanderbilt 11, Georgia 1 (7)
Ole Miss 9, Vanderbilt 3

2004 - Runner-up

Vanderbilt 6, Georgia 0
Vanderbilt 3, Florida 0
Vanderbilt 6, Florida 5 (12)
South Carolina 3, Vanderbilt 2

2003

Auburn 3, Vanderbilt 1
South Carolina 3, Vanderbilt 2

1996

Mississippi State 8, Vanderbilt 5

1995

Vanderbilt 9, Tennessee 4
Vanderbilt 4, Florida 2
Kentucky 9, Vanderbilt 6
Tennessee 4, Vanderbilt 3

1994 - Runner-up

Tennessee 20, Vanderbilt 12
Vanderbilt 15, Florida 7
Vanderbilt 15, Kentucky 6
Vanderbilt 6, Georgia 1
Vanderbilt 4, Tennessee 1
Tennessee 6, Vanderbilt 3

1993

Tennessee 7, Vanderbilt 4
Vanderbilt 11, South Carolina 7
Tennessee 11, Vanderbilt 5

1992

LSU 7, Vanderbilt 2
South Carolina 14, Vanderbilt 1

1990

Vanderbilt 6, Georgia 3
Vanderbilt 4, Auburn 3
LSU 13, Vanderbilt 5
Mississippi State 17, Vanderbilt 9

1980 - Champions

Auburn 3, Vanderbilt 2
Vanderbilt 11, Florida 7
Vanderbilt 21, Ole Miss 0
Vanderbilt 16, Auburn 3
Vanderbilt 13, Auburn 0

1977

Ole Miss 9, Vanderbilt 7
Mississippi State 15, Vanderbilt 2

Individual Records

Hitting and Base Running

Category	Record	Player vs. Opponent
At Bats	6	12x, last Jeren Kendall vs. Ole Miss (5/25/16)
Runs	6	Charles DeFrance vs. Mississippi (5/12/80)
Hits	4	4x, last Andrew Giobbi vs. S. Carolina (5/21/09)
RBI	4	6x, last Zander Wiel vs. Alabama (5/22/15)
Doubles	3	Pedro Alvarez vs. Tennessee (5/25/07)
Triples	1	Several Players
		last Jeren Kendall vs. Ole Miss (5/25/16)
Home Runs	2	Twice, last Dansby Swanson vs. Missouri (5/20/15)
Total Bases	12	Charles DeFrance vs. Mississippi (5/12/80)
Sacrifices Hits	1	Several Players
Sacrifice Flies	1	Several Players
Stolen Bases	3	3x, last Anthony Gomez vs. Florida (5/26/12)
Stolen Base Attempts	4	Anthony Gomez vs. Florida (5/26/12)
Hit By Pitch	3	Boomer Whipple vs. Florida (5/20/94)
Strikeouts	4	Steve Chmil vs. Auburn (5/13/80)

Pitching

Category	Record	Player vs. Opponent
Innings	9.0	Several Players
		last Mike Minor vs. LSU (5/20/09)
Runs Allowed	10	Kyle Wright vs. Texas A&M (5/27/16)
Earned Runs	9	Kyle Wright vs. Texas A&M (5/27/16)
Hits Allowed	13	Joe Barbao vs. Florida (5/20/94)
Walks	9	Barry Ralston vs. Florida (5/11/80)
Strikeouts	12	Ryan Mullins vs. Florida (5/27/04)
Wild Pitches	3	Kyle Wright vs. Texas A&M (5/27/16)
Low Hit (Complete Game)	3	Jeremy Sowers vs. Georgia (5/26/04)
Home Runs Allowed	3	Rick Giannola vs. Kentucky (5/21/94)

Fielding

Category	Record	Player vs. Opponent
Putouts	14	Andrew Giobbi vs. South Carolina (5/21/09)
		Ryan Montgomery vs. Tennessee (5/22/94)
Assists	9	Riley Reynolds vs. LSU (5/20/09)
Errors	2	Several Players

Team Records

Hitting and Base Running

Category	Record	vs. Opponent
At Bats	49	Mississippi (5/12/80)
Runs	21	Mississippi (5/12/80)
Hits	24	Mississippi (5/12/80)
RBI	20	Mississippi (5/12/80)
Doubles	8	Alabama (5/22/15)
Triples	2	Twice, last Georgia (5/27/06)
Home Runs	4	Twice, last Missouri (5/20/14)
Total Bases	98	Mississippi (5/12/80)
Walks	14	Mississippi (5/12/80)
Strikeouts	14	South Carolina (5/14/92)
Sacrifice Hits	3	3x, last Florida (5/26/12)
Sacrifice Flies	2	7x, last Alabama (5/22/15)
Stolen Bases	7	Florida (5/26/12)
Stolen Bases Attempts	9	Florida (5/26/12)
Hit By Pitch	4	Twice, last LSU (5/26/13)
Left on Base	16	Mississippi (5/12/80)

Pitching

Category	Record	vs. Opponent
Runs Allowed	20	Tennessee (5/19/94)
Most Hits Allowed	20	Twice, last Tennessee (5/19/94)
Fewest Hits Allowed	1	Georgia (5/25/11)
Fewest Walks	0	3x, last Mississippi State (5/24/07)
Most Walks	8	3x, last South Carolina (5/14/92)
Most Strikeouts	14	South Carolina (5/21/09)
Wild Pitches	3	2x, last Texas A&M (5/22/18)
Home Runs Allowed	3	5x, last vs. Texas A&M (5/21/15)

Fielding

Category	Record	vs. Opponent
Assists	17	LSU (5/20/09)
Errors	4	Texas A&M (5/27/16)

NCAA TOURNAMENT HISTORY



★ 2014 National Champions ★ 2015 National Runner-Up ★

17 Appearances ★ 8 Super Regionals ★ 3 College World Series ★ 58-38 Overall Record

2018

Clemson, S.C.

June 1 Vanderbilt 2, St. John's 0
June 2 Vanderbilt 4, Clemson 3
June 3 Vanderbilt 19, Clemson 6
Super Regional - Nashville, Tenn.
June 8 Mississippi St. 10, Vanderbilt 8
June 9 Vanderbilt 4, Mississippi St. 3
June 10 Mississippi St. 10, Vanderbilt 6 (11)

2017

Clemson, S.C.

June 2 Vanderbilt 13, St. John's 4
June 3 Vanderbilt 9, Clemson 4
June 4 Clemson 6, Vanderbilt 0
June 5 Vanderbilt 8, Clemson 0
Super Regional - Corvallis, Ore.
June 9 Oregon State 8, Vanderbilt 4
June 10 Oregon State 9, Vanderbilt 2

2016

Nashville, Tenn.

June 4 Xavier 15, Vanderbilt 1
June 4 Washington 9, Vanderbilt 8

2015 - National Runner-up

Nashville, Tenn.

May 29 Vanderbilt 9, Lipscomb 1
May 30 Vanderbilt 6, Indiana 4
June 1 Vanderbilt 21, Radford 0
Super Regional - Champaign, Ill.
June 6 Vanderbilt 13, Illinois 0
June 8 Vanderbilt 4, Illinois 2

College World Series

June 15 Vanderbilt 4, Cal State Fullerton 3
June 16 Vanderbilt 1, TCU 0
June 19 Vanderbilt 7, TCU 1
June 22 Vanderbilt 5, Virginia 1
June 23 Virginia 3, Vanderbilt 0
June 24 Virginia 4, Vanderbilt 2

2014 - National Champions

Nashville, Tenn.

May 30 Vanderbilt 11, Xavier 0
May 31 Vanderbilt 7, Oregon 2
June 1 Vanderbilt 3, Oregon 2
Super Regional - Nashville, Tenn.
June 6 Vanderbilt 11, Stanford 6
June 7 Stanford 5, Vanderbilt 4
June 8 Vanderbilt 12, Stanford 5
College World Series
June 14 Vanderbilt 5, Louisville 3
June 16 Vanderbilt 6, UC Irvine 4
June 20 Texas 4, Vanderbilt 0
June 21 Vanderbilt 4, Texas 3 (10)
June 23 Vanderbilt 9, Virginia 8
June 24 Virginia 7, Vanderbilt 2
June 25 Vanderbilt 3, Virginia 2

2013

Nashville, Tenn.

May 31 Vanderbilt 9, ETSU 1
June 1 Vanderbilt 10, Illinois 4
June 2 Georgia Tech 5, Vanderbilt 0
June 3 Vanderbilt 7, Georgia Tech 1
Super Regional - Nashville, Tenn.
June 8 Louisville 5, Vanderbilt 3
June 9 Louisville 2, Vanderbilt 1

2012

Raleigh, N.C.

June 1 Vanderbilt 8, UNC-Wilmington 2
June 2 Vanderbilt 9, NC State 8
June 3 NC State 6, Vanderbilt 5
June 4 NC State 9, Vanderbilt 7

2011 - College World Series

Nashville, Tenn.

June 3 Vanderbilt 10, Belmont 0
June 4 Vanderbilt 10, Troy 2
June 5 Vanderbilt 6, Belmont 1
Super Regional - Nashville, Tenn.
June 10 Vanderbilt 11, Oregon State 1
June 11 Vanderbilt 9, Oregon State 3
College World Series
June 18 Vanderbilt 7, North Carolina 3
June 20 Florida 3, Vanderbilt 1
June 22 Vanderbilt 5, North Carolina 1
June 24 Florida 6, Vanderbilt 4

2010

Louisville, Ky.

June 4 Vanderbilt 8, Illinois State 7 (13)
June 5 Louisville 7, Vanderbilt 1
June 6 Vanderbilt 10, Illinois State 4
June 6 Vanderbilt 7, Louisville 0
June 7 Vanderbilt 3, Louisville 2 (10)
Super Regional - Tallahassee, Fla.
June 11 Florida State 9, Vanderbilt 8
June 12 Vanderbilt 6, Florida State 2
June 13 Florida State 7, Vanderbilt 6

2009

Louisville, Ky.

May 29 Middle Tenn. 5, Vanderbilt 4
May 30 Vanderbilt 10, Indiana 0
May 31 Vanderbilt 6, Middle Tenn. 0
May 31 Vanderbilt 8, Louisville 4
June 1 Louisville 5, Vanderbilt 3

2008

Tempe, Ariz.

May 30 Oklahoma 8, Vanderbilt 5
May 31 Vanderbilt 9, Stony Brook 4
June 1 Oklahoma 11, Vanderbilt 10

2007

Nashville, Tenn.

June 1 Vanderbilt 2, Austin Peay 1 (11)
June 2 Michigan 4, Vanderbilt 3
June 3 Vanderbilt 11, Austin Peay 5
June 3 Vanderbilt 10, Michigan 7
June 4 Michigan 4, Vanderbilt 3 (10)

2006

Atlanta, Ga.

June 2 Vanderbilt 5, Michigan
June 3 Georgia Tech 7, Vanderbilt 3
June 4 Vanderbilt 5, Michigan 4
June 4 Georgia Tech 8, Vanderbilt 4

2004

Charlottesville, Va.

June 4 Vanderbilt 7, George Mason 3
June 5 Vanderbilt 11, Princeton 1
June 6 Vanderbilt 7, Virginia 3
Super Regional - Austin, Texas
June 11 Texas 15, Vanderbilt 3
June 12 Texas 10, Vanderbilt 2

1980

Tallahassee, Fla.

May 22 W. Kentucky 15, Vanderbilt 4
May 23 New Orleans 8, Vanderbilt 2
(game completed on May 24 due to rain)

1974

Starkville, Miss.

May 23 Vanderbilt 2, East Carolina 1
May 24 Miami 7, Vanderbilt 1
May 25 Ga. Southern 5, Vanderbilt 3

1973

Starkville, Miss.

May 24 Vanderbilt 6, Ga. Southern 2
May 26 Vanderbilt 4, North Carolina St. 2
May 26 Ga. Southern 5, Vanderbilt 2
May 28 Miami 6, Vanderbilt 5

Individual Records

Hitting and Base Running

Category	Record	vs Opponent
At-Bats	7	4x, last Connor Kaiser at Clemson (6/3/18)
Runs	4	2x, last Stephen Scott at Clemson (6/3/18)
Hits	5	2x, last Connor Kaiser at Clemson (6/3/18)
RBI	10	Connor Kaiser at Clemson (6/3/18)
Doubles	3	Ethan Paul vs. Washington (6/2/16)
Triples	1	Several Players
Home Runs	3	2x, last Connor Kaiser at Clemson (6/3/18)
		Aaron Westlake vs. Oregon State (6/11/11)
Total Bases	14	Connor Kaiser at Clemson (6/3/18)
Walks	3	11x, last Alonzo Jones vs. Washington (6/2/16)
Strikeouts	4	2x, last Will Toffey vs. Indiana (5/30/15)
Sac Hits	2	2x, last Jack Lupo vs. Georgia Tech (6/3/13)
Sac Flies	2	Anthony Gomez vs. Troy (6/4/11)
Stolen Bases	2	9x, last Ethan Paul vs. Clemson (6/5/17)
Stolen Bases Atts	4	Ethan Paul vs. Clemson (6/5/17)
Hit-by-Pitch	2	5x, last R. Wiseman, J. Kendall vs. Radford (5/31/15)

Pitching

Category	Record	vs Opponent
Innings Pitched	9.0	8x, last Walker Buehler vs. Oregon (6/1/14)
		Richie Goodenow vs. Louisville (6/6/10)
		Caleb Cotham vs. Middle Tennessee (5/31/09)
		David Price vs. Austin Peay (6/1/07)
		Matt Buschmann vs. Michigan (6/2/06)
		Ryan Mullins vs. Princeton (6/5/04)
		Jeff Peeples vs. Georgia Southern (5/24/73)
		Jeff Peeples vs. Miami (Fla.) (5/28/73)
Most Hits	13	David Nenad vs. Western Kentucky (5/22/80)
Runs	9	David Nenad vs. Western Kentucky (5/22/80)
Earned Runs	9	David Nenad vs. Western Kentucky (5/22/80)
Walks	6	3x, last Carson Fulmer vs. Texas (6/21/14)
Strikeouts	17	David Price vs. Austin Peay (6/1/07)
Wild Pitches	3	Carson Fulmer vs. Cal State Fullerton (6/12/15)
Low Hit CG	2	Richie Goodenow vs. Louisville (6/6/10)

Fielding

Category	Record	vs Opponent
Putouts	21	Shea Robin vs. Austin Peay (6/1/07)
Assists	8	Dansby Swanson vs. Virginia (6/24/15)
Errors	3	Ted Shipley vs. Miami (Fla.) (5/24/74)
Passed Balls	2	Spencer Navin vs. Louisville (6/8/13)

Team Records

Hitting and Base Running

Category	Record	vs Opponent
At-Bats	49	Illinois State (6/4/10)
Runs	21	Radford (5/31/15)
Hits	20	2x, last Clemson (6/3/18)
RBI	20	Radford (5/31/15)
Doubles	8	Clemson (6/3/17)
Triples	4	Radford (5/31/15)
Home Runs	9	Clemson (6/3/18)
Total Bases	48	Clemson (6/3/18)
Sac Hits	4	2x, last St. John's (6/2/17)
Sac Flies	2	8x, last St. John's (6/2/17)
Stolen Bases	8	UNC-Wilmington (6/1/12)
SB Attempts	9	UNC-Wilmington (6/1/12)
Walks	11	Clemson (6/3/18)
Hit-by-Pitch	7	Radford (5/31/15)
Strikeouts	16	Mississippi State (6/10/18)
Left on Base	17	3x, last Mississippi State (6/10/18)

Pitching

Category	Record	vs Opponent
Innings Pitched	13.0	2x, last Illinois State (6/4/10)
Most Hits	15	Virginia (6/23/14)
Fewest Hits	2	2x, last Louisville (6/6/10)
Fewest Runs	0	9x, last St. John's (6/1/18)
Walks	12	New Orleans (5/23/80)
Fewest Walks	0	2x, last Stanford (6/7/14)
Strikeouts	22	Austin Peay (6/1/07)
Wild Pitches	3	2x, last Cal State Fullerton (6/12/15)

Fielding

Category	Record	vs Opponent
Assists	20	Virginia (6/24/15)
Errors	6	Miami (Fla.) (5/24/74)

Miscellaneous

Category	Record	vs Opponent
Margin of Victory	21	Radford - 21-0 (5/31/15)



NCAA REGIONAL HISTORY

17 NCAA Regionals ★ 39-21 Record

2018

Clemson, S.C.

June 1	Vanderbilt 2, St. John's 0
June 2	Vanderbilt 4, Clemson 3
June 3	Vanderbilt 19, Clemson 6

2017

Clemson, S.C.

June 2	Vanderbilt 13, St. John's 4
June 3	Vanderbilt 9, Clemson 4
June 4	Clemson 6, Vanderbilt 0
June 5	Vanderbilt 8, Clemson 0

2016

Nashville, Tenn.

June 4	Xavier 15, Vanderbilt 1
June 4	Washington 9, Vanderbilt 8

2015 - National Runner-up

Nashville, Tenn.

May 29	Vanderbilt 9, Lipscomb 1
May 30	Vanderbilt 6, Indiana 4
June 1	Vanderbilt 21, Radford 0

2014 - National Champions

Nashville, Tenn.

May 30	Vanderbilt 11, Xavier 0
May 31	Vanderbilt 7, Oregon 2
June 1	Vanderbilt 3, Oregon 2

2013

Nashville, Tenn.

May 31	Vanderbilt 9, ETSU 1
June 1	Vanderbilt 10, Illinois 4
June 2	Georgia Tech 5, Vanderbilt 0
June 3	Vanderbilt 7, Georgia Tech 1

2012

Raleigh, N.C.

June 1	Vanderbilt 8, UNC-Wilmington 2
June 2	Vanderbilt 9, NC State 8
June 3	NC State 6, Vanderbilt 5
June 4	NC State 9, Vanderbilt 7

2011 - College World Series

Nashville, Tenn.

June 3	Vanderbilt 10, Belmont 0
June 4	Vanderbilt 10, Troy 2
June 5	Vanderbilt 6, Belmont 1

2010

Louisville, Ky.

June 4	Vanderbilt 8, Illinois State 7 (13)
June 5	Louisville 7, Vanderbilt 1
June 6	Vanderbilt 10, Illinois State 4
June 6	Vanderbilt 7, Louisville 0
June 7	Vanderbilt 3, Louisville 2 (10)

2009

Louisville, Ky.

May 29	Middle Tenn. 5, Vanderbilt 4
May 30	Vanderbilt 10, Indiana 0
May 31	Vanderbilt 6, Middle Tenn. 0
May 31	Vanderbilt 8, Louisville 4
June 1	Louisville 5, Vanderbilt 3

2008

Tempe, Ariz.

May 30	Oklahoma 8, Vanderbilt 5
May 31	Vanderbilt 9, Stony Brook 4
June 1	Oklahoma 11, Vanderbilt 10

2007

Nashville, Tenn.

June 1	Vanderbilt 2, Austin Peay 1 (11)
June 2	Michigan 4, Vanderbilt 3
June 3	Vanderbilt 11, Austin Peay 5
June 3	Vanderbilt 10, Michigan 7
June 4	Michigan 4, Vanderbilt 3 (10)

2006

Atlanta, Ga.

June 2	Vanderbilt 5, Michigan
June 3	Georgia Tech 7, Vanderbilt 3
June 4	Vanderbilt 5, Michigan 4
June 4	Georgia Tech 8, Vanderbilt 4

2004

Charlottesville, Va.

June 4	Vanderbilt 7, George Mason 3
June 5	Vanderbilt 11, Princeton 1
June 6	Vanderbilt 7, Virginia 3

1980

Tallahassee, Fla.

May 22	W. Kentucky 15, Vanderbilt 4
May 23	New Orleans 8, Vanderbilt 2
(game completed on May 24 due to rain)	

1974

Starkville, Miss.

May 23	Vanderbilt 2, East Carolina 1
May 24	Miami 7, Vanderbilt 1
May 25	Ga. Southern 5, Vanderbilt 3

1973

Starkville, Miss.

May 24	Vanderbilt 6, Ga. Southern 2
May 26	Vanderbilt 4, North Carolina St. 2
May 26	Ga. Southern 5, Vanderbilt 2
May 28	Miami 6, Vanderbilt 5

Individual Records

Hitting and Base Running

Category	Record	vs Opponent
At-Bats	7	4x, last Connor Kaiser at Clemson (6/3/18)
Runs	4	3x, last Stephen Scott at Clemson (6/3/18)
Hits	5	2x, last Connor Kaiser at Clemson (6/3/18)
RBI	10	Connor Kaiser at Clemson (6/3/18)
Doubles	3	Ethan Paul vs. Washington (6/4/16)
Triples	1	9x, last Four Players vs. Radford (5/31/15)
Home Runs	3	Connor Kaiser at Clemson (6/3/18)
Total Bases	14	Connor Kaiser at Clemson (6/3/18)
Walks	3	6x, last Vince Conde vs. Xavier (5/30/14)
Strikeouts	4	2x, last Connor Kaiser vs. Clemson (6/3/17)
Sac Hits	2	3x, last Ro Coleman vs. St. John's (6/31/15)
Sac Flies	2	Anthony Gomez vs. Troy (6/4/11)
Stolen Bases	2	4x, last Ethan Paul vs. Clemson (6/5/17)
Stolen Bases Atts.	4	Ethan Paul vs. Clemson (6/5/17)
Hit-by-Pitch	2	3x, last R. Wiseman, J. Kendall vs. Radford (5/31/15)

Pitching

Category	Record	vs Opponent
Innings Pitched	9.0	8x, last Walker Buehler vs. Oregon (6/1/14)
		Richie Goodenow vs. Louisville (6/6/10)
		Caleb Cotham vs. Middle Tennessee (5/31/09)
		David Price vs. Austin Peay (6/1/07)
		Matt Buschmann vs. Michigan (6/2/06)
		Ryan Mullins vs. Princeton (6/5/04)
		Jeff Peeples vs. Georgia Southern (5/24/73)
		Jeff Peeples vs. Miami (Fla.) (5/28/73)
Most Hits	13	David Nenad vs. Western Kentucky (5/22/80)
Runs	9	David Nenad vs. Western Kentucky (5/22/80)
Earned Runs	9	David Nenad vs. Western Kentucky (5/22/80)
Walks	6	Jack Armstrong vs. Illinois State (6/6/10)
Strikeouts	17	David Price vs. Austin Peay (6/1/07)
Wild Pitches	2	2x, last Kyle Wright vs. Clemson (6/3/17)
Low Hit CG	2	Richie Goodenow vs. Louisville (6/6/10)

Fielding

Category	Record	vs Opponent
Putouts	21	Shea Robin vs. Austin Peay (6/1/07)
Assists	7	Brian Harris vs. Louisville (6/7/10)
Errors	3	Ted Shipley vs. Miami (Fla.) (5/24/74)
Passed Balls	1	5x, last Stephen Scott at Clemson (6/3/18)

Team Records

Hitting and Base Running

Category	Record	vs Opponent
At-Bats	49	Illinois State (6/4/10)
Runs	21	Radford (5/31/5)
Hits	20	2x, last Clemson (6/3/18)
RBI	20	Radford (5/31/15)
Doubles	8	Clemson (6/3/17)
Triples	4	Radford (5/31/15)
Home Runs	9	Clemson (6/3/18)
Total Bases	48	Clemson (6/3/18)
Sac Hits	4	2x, last St. John's (6/2/17)
Sac Flies	2	8x, last St. John's (6/2/17)
Stolen Bases	8	UNC-Wilmington (6/1/12)
SB Attempts	9	UNC-Wilmington (6/1/12)
Walks	11	Clemson (6/3/18)
Hit-by-Pitch	7	Radford (5/31/15)
Strikeouts	11	6x, last Clemson (6/3/18)
Left on Base	17	Twice, last Illinois State (6/6/10)

Pitching

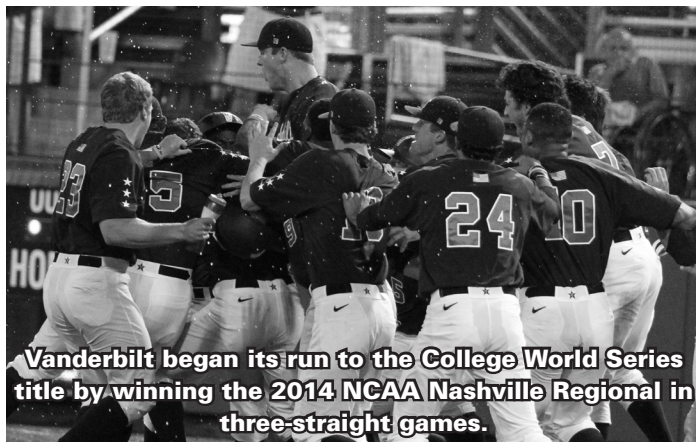
Category	Record	vs Opponent
Innings Pitched	13.0	Twice, last Illinois State (6/4/10)
Most Hits	13	Twice, last at NC State (6/4/12)
Fewest Hits	2	Twice, last Louisville (6/6/10)
Fewest Runs	0	7x, last St. John's (6/1/18)
Walks	12	New Orleans (5/23/80)
Fewest Walks	0	UNC-Wilmington (6/1/12)
Strikeouts	22	Austin Peay (6/1/07)
Wild Pitches	2	3x, last Clemson (6/3/18)

Fielding

Category	Record	vs Opponent
Assists	18	NC State (6/2/12)
Errors	6	Miami (Fla.) (5/24/74)

Miscellaneous

Category	Record	vs Opponent
Margin of Victory	21	Radford - 21-0 (5/31/15)



Vanderbilt began its run to the College World Series title by winning the 2014 NCAA Nashville Regional in three-straight games.

NCAA SUPER REGIONAL HISTORY



Individual Records

Hitting and Base Running

Category	Record	vs Opponent
At-Bats	6.....5x, last C. Kaiser, S. Scott vs. Mississippi St. (6/10/18)	
Runs	3.....5x, last Tyler Campbell at Illinois (6/6/15)	
Hits	4.....3x, last Bryan Reynolds vs. Stanford (6/6/14)	
RBI	6.....Aaron Westlake vs. Oregon State (6/11/11)	
Doubles	2.....3x, last Rhett Wiseman vs. Stanford (6/7/14)	
Triples	1.....3x, last Harrison Ray vs. Mississippi St. (6/9/18)	
Home Runs	3.....Aaron Westlake vs. Oregon State (6/11/11)	
Total Bases	12.....Aaron Westlake vs. Oregon State (6/11/11)	
Walks	3.....3x, last Will Toffey at Illinois (6/6/15)	
Strikeouts	4.....Cesar Nichols at Texas (6/11/04)	
Sac Hits	1.....10x, last Tyler Campbell at Illinois (6/8/15)	
Sac Flies	1.....3x, last Julian Infante vs. Mississippi St. (6/10/18)	
Stolen Bases	2.....3x, last Xavier Turner vs. Stanford (6/8/14)	
Stolen Bases Atts.	2.....3x, last Xavier Turner vs. Stanford (6/8/14)	
Hit-by-Pitch	1.....21x, last Austin Martin vs. Mississippi St. (6/10/18)	

Pitching

Category	Record	vs Opponent
Innings Pitched	6.2.....2x, last Kyle Wright at Oregon State (6/10/17)	
Most Hits	8.....4x, last Kyle Wright at Oregon State (6/10/17)	
Runs	7.....3x, last Drake Fellows vs. Mississippi St. (6/8/18)	
Earned Runs	7.....2x, last Kyle Wright at Oregon State (6/10/17)	
Walks	5.....Carson Fulmer at Illinois (6/6/15)	
Strikeouts	9.....Carson Fulmer vs. Stanford (6/7/15)	
Wild Pitches	2.....4x, last Drake Fellows vs. Mississippi St. (6/8/18)	

Fielding

Category	Record	vs Opponent
Putouts	14.....Julian Infante vs. Mississippi St. (6/10/18)	
Assists	6.....Connor Kaiser vs. Mississippi St. (6/10/18)	
Errors	2.....Dansby Swanson vs. Stanford (6/8/14)	
Passed Balls	2.....Spencer Navin vs. Louisville (6/8/13)	

Team Records

Hitting and Base Running

Category	Record	vs Opponent
At-Bats	43.....2x, last vs. Mississippi St. (6/10/18)	
Runs	13.....at Illinois (6/6/15)	
Hits	16.....at Florida State (6/11/10)	
RBI	11.....Oregon State (6/10/11)	
Doubles	5.....at Florida State (6/11/10)	
Triples	1.....3x, last vs. Mississippi St. (6/9/18)	
Home Runs	4.....at Florida State (6/11/10)	
Total Bases	33.....at Florida State (6/11/10)	
Sac Hits	3.....at Florida State (6/12/10)	
Sac Flies	1.....3x, last vs. Mississippi St. (6/10/18)	
Stolen Bases	6.....2x, last at Illinois (6/8/15)	
SB Attempts	6.....2x, last at Illinois (6/8/15)	
Walks	10.....vs. Mississippi State (6/10/18)	
Hit-by-Pitch	4.....at Florida State (6/13/10)	
Strikeouts	16.....vs. Mississippi St. (6/10/18)	
Left on Base	17.....vs. Mississippi St. (6/10/18)	

Pitching

Category	Record	vs Opponent
Innings Pitched	11.0.....vs. Mississippi St. (6/10/18)	
Most Hits	16.....at Texas (6/11/04)	
Fewest Hits	4.....vs. Oregon State (6/10/11)	
Fewest Runs	0.....2x, at Illinois (6/6/15)	
Walks	9.....vs. Mississippi St. (6/10/18)	
Fewest Walks	0.....vs. Stanford (6/7/14)	
Strikeouts	13.....vs. Stanford (6/8/14)	
Wild Pitches	2.....5x, last vs. Mississippi St. (6/10/18)	

Fielding

Category	Record	vs Opponent
Assists	15.....vs. Mississippi St. (6/10/18)	
Errors	3.....2x, last vs. Mississippi St. (6/8/18)	

Miscellaneous

Category	Record	vs Opponent
Margin of Victory	10.....Oregon State (6/10/11)	

8 NCAA Super Regionals ★ 8-10 Record

2018

Super Regional - Nashville, Tenn.

June 8	Mississippi St. 10, Vanderbilt 8
June 9	Vanderbilt 4, Mississippi St. 3
June 10	Mississippi St. 10, Vanderbilt 6 (11)

2017

Super Regional - Corvallis, Ore.

June 9	Oregon State 8, Vanderbilt 4
June 10	Oregon State 9, Vanderbilt 2

2015 - National Runner-up

Super Regional - Champaign, Ill.

June 6	Vanderbilt 13, Illinois 0
June 8	Vanderbilt 4, Illinois 2

2014 - National Champions

Super Regional - Nashville, Tenn.

June 6	Vanderbilt 11, Stanford 6
June 7	Stanford 5, Vanderbilt 4
June 8	Vanderbilt 12, Stanford 5

2013

Super Regional - Nashville, Tenn.

June 8	Louisville 5, Vanderbilt 3
June 9	Louisville 2, Vanderbilt 1

2011 - College World Series

Super Regional - Nashville, Tenn.

June 10	Vanderbilt 11, Oregon State 1
June 11	Vanderbilt 9, Oregon State 3

2010

Super Regional - Tallahassee, Fla.

June 11	Florida State 9, Vanderbilt 8
June 12	Vanderbilt 6, Florida State 2
June 13	Florida State 7, Vanderbilt 6

2004

Super Regional - Austin, Texas

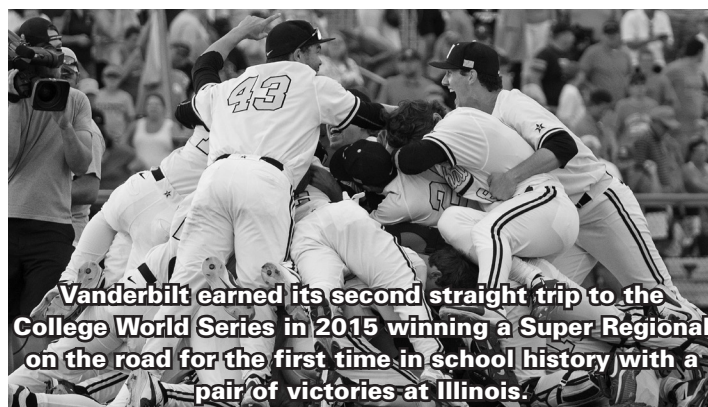
June 11	Texas 15, Vanderbilt 3
June 12	Texas 10, Vanderbilt 2



Vanderbilt dominated the first-ever NCAA Super Regional at Hawkins Field in 2011 with Aaron Westlake's three home runs against Oregon State helping send the Commodores to Omaha for the first time.



The Commodores returned to Omaha for the second time with a Super Regional victory over Stanford at Hawkins Field in 2014.



Vanderbilt earned its second straight trip to the College World Series in 2015 winning a Super Regional on the road for the first time in school history with a pair of victories at Illinois.



COLLEGE WORLD SERIES HISTORY

3 College World Series ★ 11-6 Record

2015 - National Runner-up

College World Series

June 15 Vanderbilt 4, Cal State Fullerton 3
June 16 Vanderbilt 1, TCU 0
June 19 Vanderbilt 7, TCU 1
June 22 Vanderbilt 5, Virginia 1
June 23 Virginia 3, Vanderbilt 0
June 24 Virginia 4, Vanderbilt 2

2014 - National Champions

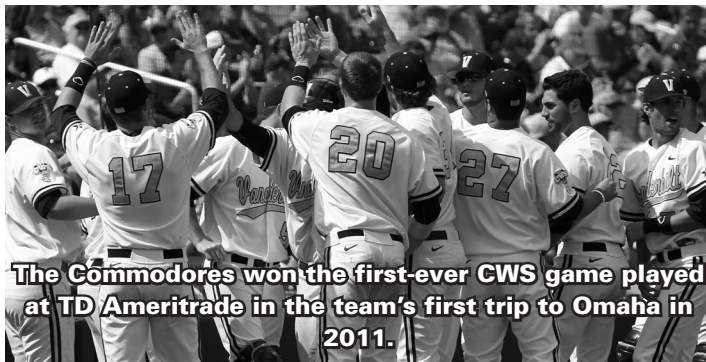
College World Series

June 14 Vanderbilt 5, Louisville 3
June 16 Vanderbilt 6, UC Irvine 4
June 20 Texas 4, Vanderbilt 0
June 21 Vanderbilt 4, Texas 3 (10)
June 23 Vanderbilt 9, Virginia 8
June 24 Virginia 7, Vanderbilt 2
June 25 Vanderbilt 3, Virginia 2

2011

College World Series

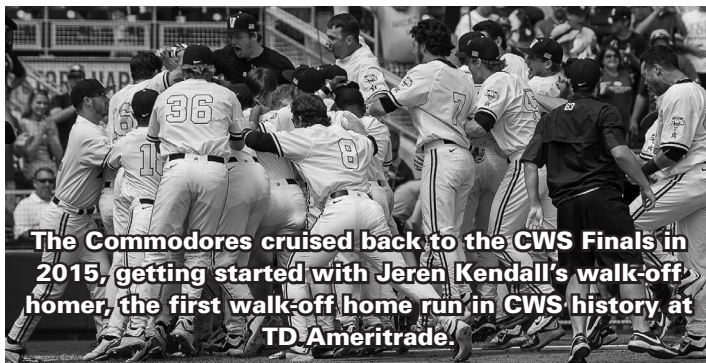
June 18 Vanderbilt 7, North Carolina 3
June 20 Florida 3, Vanderbilt 1
June 22 Vanderbilt 5, North Carolina 1
June 24 Florida 6, Vanderbilt 4



The Commodores won the first-ever CWS game played at TD Ameritrade in the team's first trip to Omaha in 2011.



Vanderbilt captured the school's first-ever men's national title in the Dores' second trip to Omaha in 2014.



The Commodores cruised back to the CWS Finals in 2015, getting started with Jeren Kendall's walk-off homer, the first walk-off home run in CWS history at TD Ameritrade.

Individual Records

Hitting and Base Running

Category	Record	vs Opponent
At-Bats	5.....18x, last Dansby Swanson vs. TCU (6/19/15)	
Runs	2.....6x, last Rhett Wiseman vs. TCU (6/19/15)	
Hits	3.....4x, last Bryan Reynolds vs. TCU (6/19/15)	
RBI	3.....Twice, last John Norwood vs. Virginia (6/25/14)	
Doubles	2.....3x, last Zander Wiel vs. Cal St. Fullerton (6/12/15)	
Triples	1.....4x, last Bryan Reynolds vs. TCU (6/19/15)	
Home Runs	1.....8x, last Rhett Wiseman vs. TCU (6/19/15)	
Total Bases	6.3x, last Jeren Kendall vs. Cal St. Fullerton (6/12/15)	
Walks	3...3x, last K. Ellison, V. Conde vs. Louisville (6/14/14)	
Strikeouts	3.....8x, last Rhett Wiseman vs. Virginia (6/22/15)	
Sac Hits	1...11x, last T. Campbell, J. Kendall vs. Virginia (6/23/15)	
Sac Flies	1.....6x, last Jason Delay vs. TCU (6/19/15)	
Stolen Bases	2.....3x, last Vince Conde vs. Texas (6/21/15)	
Stolen Bases Atts.	2.....3x, last Vince Conde vs. Texas (6/21/15)	
Hit-by-Pitch	1.....11x, last Tyler Campbell vs. Virginia (6/22/15)	

Pitching

Category	Record	vs Opponent
Innings Pitched	7.2.....Carson Fulmer vs. Virginia (6/22/15)	
Most Hits	12.....Sonny Gray vs. Florida (6/24/11)	
Runs	6.....Twice, last Tyler Beede vs. Virginia (6/24/14)	
Earned Runs	6.....Twice, last Tyler Beede vs. Virginia (6/24/14)	
Walks	6.....Carson Fulmer vs. Texas (6/21/14)	
Strikeouts	9.....Grayson Garvin vs. Florida (6/20/11)	
Wild Pitches	3.....Carson Fulmer vs. Cal State Fullerton (6/12/15)	

Fielding

Category	Record	vs Opponent
Putouts	14.....Zander Wiel vs. Virginia (6/24/14)	
Assists	8.....Dansby Swanson vs. Virginia (6/24/15)	
Errors	1.....9x, last Zander Wiel vs. Virginia (6/23/15)	
Passed Balls	1.....Curt Casali vs. North Carolina (6/18/11)	

Team Records

Hitting and Base Running

Category	Record	vs Opponent
At-Bats	40.....Texas (6/21/14)	
Runs	9.....Virginia (6/23/14)	
Hits	11.....3x, last TCU (6/19/15)	
RBI	9.....Virginia (6/23/14)	
Doubles	5.....Cal State Fullerton (6/12/15)	
Triples	1.....4x, last TCU (6/19/15)	
Home Runs	2.....North Carolina (6/18/11)	
Total Bases	16.....3x, last TCU (6/19/15)	
Sac Hits	3.....TCU (6/16/15)	
Sac Flies	2.....North Carolina (6/18/11)	
Stolen Bases	5*.....UC Irvine (6/16/14)	
SB Attempts	5.....UC Irvine (6/16/14)	
Walks	9.....Louisville (6/14/14)	
Hit-by-Pitch	2.....3x, last TCU (6/19/15)	
Strikeouts	14.....TCU (6/16/15)	
Left on Base	13.....UC Irvine (6/16/14)	

*CWS record

Pitching

Category	Record	vs Opponent
Innings Pitched	10.0.....Texas (6/21/14)	
Most Hits	15.....Virginia (6/23/14)	
Fewest Hits	3.....UC Irvine (6/16/14)	
Fewest Runs	0.....TCU (6/16/15)	
Walks	7.....Twice, last Texas (6/21/14)	
Fewest Walks	1.....3x, last Virginia (6/23/15)	
Strikeouts	12.....North Carolina (6/18/11)	
Wild Pitches	3.....Cal State Fullerton (6/12/15)	

Fielding

Category	Record	vs Opponent
Assists	20.....Virginia (6/24/15)	
Errors	2.....3x, last Virginia (6/24/14)	

Miscellaneous

Category	Record	vs Opponent
Margin of Victory	6.....TCU - 7-1 (6/19/15)	

2014 NATIONAL CHAMPIONS



The Commodores claimed Vanderbilt's first-ever men's national title in 2014 winning the College World Series. The Commodores notched the team's third 50-win season in the last four seasons going 51-21 and playing in a school record 72 games. Vanderbilt hosted an NCAA Regional and Super Regional for the third time in four years. The Dores clinched the squad's second trip to the College World Series with a Super Regional victory over Stanford after securing the NCAA Nashville Regional against Oregon with a walk-off win.


May 20-22 – SEC Tournament – Vanderbilt opens the SEC Tournament in unfamiliar territory having to play a single-elimination game against Tennessee on Tuesday morning. The Dores take an early 3-2 lead and turn the ball over to Carson Fulmer in the ninth with a one-run lead. Fulmer finds trouble immediately allowing a leadoff double to Nick Senzel and balking him over to third with no outs. The sophomore, however, finds a way out of the jam in an unbelievable way. Taylor Smart's one-hopper to Xavier Turner at third takes the VU third baseman directly into Senzel at third to tag the runner before he gets back to third for the first out. Fulmer then picks off Smart at first and strikes out Vincent Jackson to end the game. The next two games, however, do not bounce the Commodores way. LSU run rules the Dores 11-0 and Ole Miss eliminates Vandy 7-2 to send the Commodores home before the championship game for the first time since 2010.

May 30-June 1 – NCAA Nashville Regional – The Commodores host NCAA Regionals for the third time in four years with Oregon, Clemson and Xavier coming to Nashville. The Dores open against Xavier on Friday night with Tyler Beede bringing his A-game. The right-hander strikes out a career-best 14 over eight scoreless innings to get the win in an 11-0 blowout. Xavier Turner drives in three runs and John Norwood adds three hits in the win. Carson Fulmer keeps the strong Vandy pitching rolling on Saturday in the Dores' 7-2 victory. Fulmer allows two runs on three hits as VU uses a five-run fifth to down Oregon and advance to the championship game. Bryan Reynolds impacts the victory with three hits, including an RBI-single in the fifth. Walker Buehler shows up in a big way Sunday night allowing two runs on six hits with eight strikeouts to push Vanderbilt's starting pitching totals for the Regional to an amazing 25 innings, four runs, five walks, 27 strikeouts and three wins. Buehler's heroics are slightly overshadowed by Ro Coleman. The freshman delivers in a big spot in the bottom of the ninth with a bases loaded single through the left side for a walk-off win to send Vandy back to the Super Regional.

June 6-8 – NCAA Nashville Super Regional – The Commodores appear headed to Indiana for a Super Regional until Stanford stuns the Hoosiers with a walk-off home run to set up Vandy's third Super Regional at Hawkins Field in four years. Set with a rematch against the Cardinal, the Commodores get off to a fast start with 10 runs in the first three innings of the series opener. But the Cardinal storm back with six runs in the middle innings and have the tying run at the plate before the Vandy bullpen can put the game away in an 11-6 victory. With a trip to Omaha on the line on Saturday the Dores are the road team and struggle early against Stanford starter Cal Quantrill. The Stanford freshman stymies VU for seven innings before the Dores can get to the bullpen. Once in the pen, Vandy ties the game in the top of the ninth but leaves the go-ahead run at third base with the bases loaded. Wayne Taylor quickly forces a game three with a walk-off solo homer into the right-center field bleachers. Faced with an elimination game, the Commodores respond with five runs in the first inning on six hits and three stolen bases. The Cardinal bounce back to close within a run, however, and the game enters the seventh with the Dores up 6-5. Nine outs from Omaha the Commodores hammer the gas, scoring six runs over the final three innings to seal the deal and the program's second-ever trip to the College World Series. Four different Commodores record multi-hit games with Bryan Reynolds, Vince Conde and John Norwood combining to go 9-for-14 with six runs and five RBI. Hayden Stone strikes out eight over six innings to notch the win.

June 14-25 – College World Series – Back in Omaha for the second time in school history, the Commodores draw rival Louisville in the opener. The Dores claim an early lead on a wild pitch to score John Norwood from third and Dansby Swanson comes

up big with a two-out, two-run double to give Vandy an early three-run lead. VU tacks on runs in the fourth and seventh to hold off a Cardinals comeback and win the opening game of the CWS. Early offense again keys the Commodores in the second game against UC Irvine with two runs in the first inning. But the Anteaters counter with four runs in the second and take a 4-2 lead into the fifth. Swanson doubles to open the frame and sparks a three-run inning to put Vandy back in front. Walker Buehler entered in the bottom of the fourth and was magnificent. The sophomore pitched 5.1 no-hit innings with seven strikeouts to earn the win as the Dores come from behind to advance in the winner's bracket. After three days off, Vanderbilt returns to action against Texas on Friday afternoon. The Longhorns are ready and shutout the Dores 4-0 behind senior Nathan Thornhill's eight strong innings. Tyler Campbell comes off the bench to start at third base and goes 2-for-3 in the loss. Vandy's second elimination game of the postseason is pushed back to the night game when the Virginia-Ole Miss game is washed out on Friday night. The Commodores scratch out a run in the first and take a 2-0 lead in the third before Texas ties it in the fourth. The two teams head to the 10th tied 3-3. Rhett Wiseman singles with two outs in the 10th in front of Ro Coleman, who walks, and Karl Ellison, who is hit by a pitch to load the bases for Campbell. The sophomore delivers by beating out an infield single to score Wiseman from third and send the Commodores to the championship series on a walk-off. Facing off against Virginia in the finals, the Cavaliers score two runs in the first inning of game one and look to be in total control heading into the third. UVA starter Nathan Kirby strikes out Chris Harvey for his seventh straight retired batter to open the game but loses all control after that. The sophomore issues a walk before Campbell doubles to put two on for Swanson. Kirby walks four of the next five batters before an error ends his day. In his second at-bat of the inning, Campbell delivers the big blow with a three-run double down the third baseline. Suddenly up 9-2 the Commodores have to hold on for a 9-8 win with Adam Ravenelle finishing it off in the ninth. Brandon Waddell holds the Dores down in the second game of the series, tossing a complete game in the Cavs' 7-2 win. Tyler Beede hangs tough to save the bullpen with 6.2 innings of work. Again the Commodores come out hot in the team's third and final elimination game. Vandy scores a run in the first thanks to Swanson, who singles and comes around to score. Pitching on short rest in his third start of the CWS, Carson Fulmer is sharp over the first five innings for Vandy and takes a 2-0 lead into the bottom of the sixth. The Cavaliers finally get to the right-hander to tie the game but Hayden Stone enters and gets a pair of strikeouts to end the inning. John Norwood comes up with one out in the eighth inning of a tie game and does the unthinkable, blasting a solo home run over the left field wall off UVA closer Nick Howard. The home run is the first for the Commodores in over a month and just the third by any team at the CWS. The Cavaliers open the bottom of the eighth with a single and walk to chase Stone and bring in Ravenelle. The junior responds by working out of a bases loaded jam in the eighth to preserve the lead. Ravenelle finishes off Vanderbilt's first national championship with a quick 1-2-3 ninth inning with a pair of strikeouts to end it. Following the game, Dansby Swanson is named the Most Outstanding Player of the College World Series. Joining him on the CWS All-Tournament team are John Norwood, Rhett Wiseman and Tyler Campbell.





DORES IN THE MAJORS



Pedro Alvarez ★ Infielder ★ Major League Debut: 2010

	TEAM	G	AB	H	2B	3B	HR	R	RBI	BB	IBB	SO	SH	SF	HBP	AVG	OBP	SLG
2010	Pirates	95	347	89	21	1	16	42	64	37	1	119	0	2	0	.256	.326	.461
2011	Pirates	74	235	45	9	1	4	18	19	24	1	80	1	0	2	.191	.272	.289
2012	Pirates	149	525	128	25	1	30	64	85	57	6	180	0	3	1	.244	.317	.467
2013	Pirates	152	558	130	22	2	36	70	100	48	7	186	0	4	4	.233	.296	.473
2014	Pirates	122	398	92	13	1	18	46	56	45	6	113	0	0	2	.231	.312	.405
2015	Pirates	150	437	106	18	0	27	60	77	48	9	131	0	4	2	.243	.318	.469
2016	Orioles	109	337	84	20	0	22	43	49	37	1	97	0	2	0	.249	.322	.504
2017	Orioles	14	32	10	1	0	1	4	4	2	0	10	0	0	0	.313	.353	.438
2018	Orioles	45	111	20	2	0	8	18	18	16	0	36	0	0	0	.180	.283	.414
Nine Years		910	2980	704	131	6	162	365	472	314	31	952	1	15	11	.236	.310	.447

Mike Baxter ★ Outfielder ★ Major League Debut: 2010

	TEAM	G	AB	H	2B	3B	HR	R	RBI	BB	IBB	SO	SH	SF	HBP	AVG	OBP	SLG
2010	Padres	9	8	1	0	0	0	0	1	0	0	2	0	1	0	.125	.111	.125
2011	Mets	22	34	8	2	1	1	6	4	5	0	9	0	0	1	.235	.350	.441
2012	Mets	89	179	47	14	2	3	26	17	25	4	45	0	2	5	.263	.365	.413
2013	Mets	74	132	25	6	1	0	14	4	17	0	28	0	1	5	.189	.303	.250
2014	Dodgers	4	7	0	0	0	0	0	0	1	0	2	0	0	0	.000	.000	.000
2015	Cubs	34	57	14	1	0	0	6	2	7	1	14	0	0	2	.246	.348	.263
Six Years		232	417	95	23	1	4	52	28	55	5	100	0	4	13	.228	.333	.331

Tyler Beede ★ Pitcher ★ Major League Debut: 2018

	TEAM	W	L	PCT	ERA	G	GS	CG	SHO	SV	IP	H	ER	HR	BB	SO
2018	Giants	0	1	.000	8.22	2	2	0	0	0	7.2	9	7	0	8	9
One Year		0	1	.000	8.22	2	2	0	0	0	7.2	9	7	0	8	9

Walker Buehler ★ Pitcher ★ Major League Debut: 2017

	TEAM	W	L	PCT	ERA	G	GS	CG	SHO	SV	IP	H	ER	HR	BB	SO
2017	Dodgers	1	0	1.000	7.71	8	0	0	0	0	9.1	11	8	2	8	12
2018	Dodgers	8	5	.615	2.62	24	23	0	0	0	137.1	95	40	12	37	151
Two Years		9	5	.643	2.95	32	23	0	0	0	146.2	106	48	14	45	163

Matt Buschmann ★ Pitcher ★ Major League Debut: 2016

	TEAM	W	L	PCT	ERA	G	GS	CG	SHO	SV	IP	H	ER	HR	BB	SO
2016	Diamondbacks	0	0	.000	2.08	3	0	0	0	0	4.1	2	1	1	1	3
One Year		0	0	.000	2.08	3	0	0	0	0	4.1	2	1	1	1	3

Nick Christiani ★ Pitcher ★ Major League Debut: 2013

	TEAM	W	L	PCT	ERA	G	GS	CG	SHO	SV	IP	H	ER	HR	BB	SO
2013	Reds	0	0	.000	2.25	3	0	0	0	0	4.0	2	1	1	2	1
2014	Reds	0	1	.000	5.54	10	0	0	0	0	13.0	12	8	2	6	8
Two Years		0	1	.000	4.76	13	0	0	0	0	17.0	14	9	3	8	9

Curt Casali ★ Catcher ★ Major League Debut: 2014

	TEAM	G	AB	H	2B	3B	HR	R	RBI	BB	IBB	SO	SH	SF	HBP	AVG	OBP	SLG
2014	Rays	30	72	12	3	0	0	10	3	8	0	23	2	0	2	.167	.268	.208
2015	Rays	38	101	24	6	0	10	13	18	8	0	34	1	1	2	.238	.304	.594
2016	Rays	84	226	42	10	0	8	23	25	25	1	82	3	0	2	.186	.273	.336
2017	Rays	9	9	3	0	0	1	2	3	3	0	3	0	1	0	.333	.462	.667
2018	Reds	52	140	41	10	0	4	15	16	12	1	32	1	1	2	.293	.355	.450
Five Years		213	548	122	29	0	23	63	65	56	2	174	7	3	8	.223	.302	.401

Caleb Cotham ★ Pitcher ★ Major League Debut: 2015

	TEAM	W	L	PCT	ERA	G	GS	CG	SHO	SV	IP	H	ER	HR	BB	SO
2015	Yankees	1	0	1.000	6.52	12	0	0	0	0	9.2	14	7	4	1	11
2016	Reds	0	3	.000	7.40	23	0	0	0	0	24.1	32	20	3	12	21
Two Years		1	3	.250	7.15	35	0	0	0	0	34.0	46	27	7	3	32

Joey Cora ★ Infielder ★ Major League Debut: 1987

	TEAM	G	AB	H	2B	3B	HR	R	RBI	BB	IBB	SO	SH	SF	HBP	AVG	OBP	SLG
1987	Padres	77	241	57	7	2	0	23	13	28	1	26	5	1	1	.237	.317	.282
1989	Padres	12	19	6	1	0	0	5	1	1	0	0	0	0	0	.316	.350	.368
1990	Padres	51	100	27	3	0	0	12	2	6	1	9	0	0	0	.270	.311	.300
1991	White Sox	100	228	55	2	3	0	37	18	20	0	21	8	3	5	.241	.312	.276
1992	White Sox	68	122	30	7	1	0	27	9	22	1	13	2	3	4	.246	.371	.320
1993	White Sox	153	579	155	15	13	2	95	51	67	0	63	19	4	9	.268	.351	.349
1994	White Sox	90	312	86	13	4	2	55	30	38	0	32	11	5	2	.276	.353	.362
1995	Mariners	120	427	127	19	2	3	64	39	37	0	31	13	4	6	.297	.359	.372
1996	Mariners	144	530	154	37	6	6	90	45	35	1	32	6	5	7	.291	.340	.417
1997	Mariners	149	574	172	40	4	11	105	54	53	2	49	8	9	5	.300	.359	.441
1998	Mariners	131	519	147	23	6	6	95	26	62	0	50	10	3	4	.283	.362	.385
1998	Indians	24	83	19	4	0	0	16	6	11	0	9	2	0	1	.229	.326	.277
11 Years		1,119	3,734	1,035	171	41	30	624	294	380	6	335	84	37	44	.277	.348	.369

DORES IN THE MAJORS



Ryan Flaherty ★ Infielder ★ Major League Debut: 2012

	TEAM	G	AB	H	2B	3B	HR	R	RBI	BB	IBB	SO	SH	SF	HBP	AVG	OBP	SLG
2012	Orioles	77	153	33	2	1	6	15	19	6	0	43	3	1	3	.216	.258	.617
2013	Orioles	85	246	55	11	0	10	28	27	19	3	62	1	0	5	.224	.293	.390
2014	Orioles	102	281	62	15	1	7	33	32	22	2	68	3	1	5	.221	.288	.356
2015	Orioles	91	267	54	8	3	9	34	31	26	2	81	2	2	4	.202	.281	.356
2016	Orioles	74	157	34	7	0	3	16	15	17	1	48	1	1	0	.217	.291	.318
2017	Orioles	23	38	8	1	0	0	5	4	4	0	10	0	0	1	.211	.302	.237
2018	Braves	81	161	35	6	0	2	17	13	18	4	41	1	1	1	.217	.298	.292
Seven Years		533	1303	281	50	5	37	148	141	112	12	353	11	6	19	.216	.286	.347

Carson Fulmer ★ Pitcher ★ Major League Debut: 2016

	TEAM	W	L	PCT	ERA	G	GS	CG	SHO	SV	IP	H	ER	HR	BB	SO
2016	White Sox	0	2	.000	8.49	8	0	0	0	0	11.2	12	11	2	7	10
2017	White Sox	3	1	.750	3.86	7	5	0	0	0	23.1	16	10	4	13	19
2018	White Sox	2	4	.333	8.07	9	8	0	0	0	32.1	37	29	8	24	29
Three Years		5	7	.417	6.68	24	13	0	0	0	67.1	65	50	14	44	58

Sonny Gray ★ Pitcher ★ Major League Debut: 2013

	TEAM	W	L	PCT	ERA	G	GS	CG	SHO	SV	IP	H	ER	HR	BB	SO
2013	A's	5	3	.625	2.67	12	10	0	0	0	64.0	51	19	4	20	67
2014	A's	14	10	.583	3.08	33	33	2	2	0	219.0	187	75	15	74	183
2015	A's	14	7	.667	2.73	31	31	3	2	0	208.0	166	63	17	59	169
2016	A's	5	11	.313	5.69	22	22	0	0	0	117.0	133	74	18	42	94
2017	A's/Yankees	10	12	.454	3.55	27	27	1	0	0	162.1	139	64	19	57	153
2018	Yankees	11	9	.550	4.90	30	23	0	0	0	130.1	138	71	14	57	123
Six Years		59	52	.532	3.66	155	146	6	4	0	900.2	814	366	87	309	789

Drew Hayes ★ Pitcher ★ Major League Debut: 2016

	TEAM	W	L	PCT	ERA	G	GS	CG	SHO	SV	IP	H	ER	HR	BB	SO
2016	Reds	0	0	.000	8.38	6	0	0	0	0	9.2	15	9	3	6	8
One Year		0	0	.000	8.38	6	0	0	0	0	9.2	15	9	3	6	8

Taylor Hill ★ Pitcher ★ Major League Debut: 2014

	TEAM	W	L	PCT	ERA	G	GS	CG	SHO	SV	IP	H	ER	HR	BB	SO
2014	Nationals	0	1	.000	9.00	3	1	0	0	0	9.0	16	9	0	3	5
2015	Nationals	0	0	.000	3.75	6	0	0	0	0	12.0	14	5	2	4	9
Two Years		0	1	.000	6.00	9	1	0	0	0	21.0	30	14	2	7	14

Matt Kata ★ Infielder ★ Major League Debut: 2003

	TEAM	G	AB	H	2B	3B	HR	R	RBI	BB	IBB	SO	SH	SF	HBP	AVG	OBP	SLG
2003	Diamondbacks	78	288	74	16	5	7	42	29	25	0	53	5	3	1	.257	.315	.420
2004	Diamondbacks	42	162	40	9	2	2	17	13	13	2	29	1	1	0	.247	.301	.364
2005	D-Backs/Phillies	40	37	7	2	1	0	7	0	5	0	4	2	0	0	.189	.285	.297
2007	Rangers/Pirates	78	158	35	9	1	3	21	16	5	0	33	2	0	2	.222	.255	.348
Four Years		238	645	156	36	9	12	87	58	48	2	121	10	4	3	.242	.296	.381

Tony Kemp ★ Infielder/Outfielder ★ Major League Debut: 2016

	TEAM	G	AB	H	2B	3B	HR	R	RBI	BB	IBB	SO	SH	SF	HBP	AVG	OBP	SLG
2016	Astros	59	120	26	4	3	1	15	7	14	0	27	1	1	0	.217	.296	.325
2017	Astros	17	37	8	1	0	0	6	4	1	0	5	0	0	1	.216	.256	.243
2018	Astros	97	255	67	15	0	6	37	30	32	1	44	3	1	3	.263	.351	.392
Three Years		173	412	101	20	3	7	58	41	47	1	76	4	2	4	.245	.327	.359

Jensen Lewis ★ Pitcher ★ Major League Debut: 2007

	TEAM	W	L	PCT	ERA	G	GS	CG	SHO	SV	IP	H	ER	HR	BB	SO
2007	Indians	1	1	.500	2.15	26	0	0	0	0	29.3	26	7	1	10	34
2008	Indians	0	4	.000	3.82	51	0	0	0	13	66.0	68	28	8	27	52
2009	Indians	2	4	.333	4.61	47	0	0	0	1	66.1	62	34	13	29	62
2010	Indians	4	2	.667	2.97	37	0	0	0	0	36.1	28	12	1	19	29
Four Years		3	9	.250	3.84	124	0	0	0	14	161.2	156	69	22	66	148

Scotti Madison ★ Catcher/Infielder ★ Major League Debut: 1985

	TEAM	G	AB	H	2B	3B	HR	R	RBI	BB	IBB	SO	SH	SF	HBP	AVG	OBP	SLG
1985	Tigers	6	11	0	0	0	0	0	1	2	0	0	0	1	0	.000	.143	.000
1986	Tigers	2	7	0	0	0	0	0	1	0	0	3	0	1	0	.000	.000	.000
1987	Royals	7	15	4	3	0	0	4	0	1	0	5	1	0	0	.267	.312	.467
1988	Royals	16	35	6	2	0	0	4	2	4	0	5	0	0	0	.171	.256	.229
1989	Reds	40	98	17	7	0	1	13	7	8	2	9	0	1	1	.173	.241	.276
Five Years		71	166	27	12	0	1	21	11	15	2	22	1	3	1	.163	.232	.253



DORES IN THE MAJORS



Mike Minor ★ Pitcher ★ Major League Debut: 2010

	TEAM	W	L	PCT	ERA	G	GS	CG	SHO	SV	IP	H	ER	HR	BB	SO
2010	Braves	3	2	.600	5.98	9	8	0	0	0	40.2	53	27	6	11	43
2011	Braves	5	3	.625	4.14	15	15	0	0	0	82.2	93	38	7	30	77
2012	Braves	11	10	.524	4.12	30	30	0	0	0	179.1	151	82	26	56	145
2013	Braves	13	9	.591	3.21	32	32	1	0	0	204.2	177	73	22	46	181
2014	Braves	6	12	.333	4.77	25	25	0	0	0	145.1	165	77	21	44	120
2015	Braves	-- Injured --														
2017	Royals	6	6	.500	2.55	65	0	0	0	6	77.2	57	22	5	22	88
2018	Rangers	12	8	.600	4.18	28	28	0	0	0	157.0	138	76	25	38	132
Eight Years		56	50	.528	3.98	204	138	1	0	6	887.1	834	392	112	247	786

Josh Paul ★ Catcher ★ Major League Debut: 1999

	TEAM	G	AB	H	2B	3B	HR	R	RBI	BB	IBB	SO	SH	SF	HBP	AVG	OBP	SLG
1999	White Sox	6	18	4	1	0	0	2	1	0	0	4	0	0	0	.222	.222	.278
2000	White Sox	36	71	20	3	2	1	15	8	5	0	17	2	0	1	.282	.338	.423
2001	White Sox	57	139	37	11	0	3	20	18	13	0	25	1	1	0	.266	.327	.410
2002	White Sox	33	104	25	4	0	0	11	11	9	0	22	2	2	1	.240	.302	.279
2003	White Sox	13	17	6	6	0	0	6	4	3	0	3	0	0	0	.353	.450	.353
2003	Cubs	3	6	0	0	0	0	0	0	0	0	3	0	1	0	.000	.000	.000
2004	Angels	46	70	17	3	0	2	11	10	7	0	17	3	1	0	.243	.308	.371
2005	Angels	34	37	7	1	0	2	4	4	2	0	9	1	0	0	.189	.231	.378
2006	Devil Rays	58	146	38	9	0	1	15	8	14	0	39	3	1	1	.260	.327	.342
2007	Devil Rays	35	105	20	3	0	1	8	9	6	0	30	4	0	0	.190	.234	.248
Nine Years		321	713	174	35	2	10	92	73	59	0	169	17	5	3	.244	.303	.341

David Price ★ Pitcher ★ Major League Debut: 2008

	TEAM	W	L	PCT	ERA	G	GS	CG	SHO	SV	IP	H	ER	HR	BB	SO
2008	Rays	0	0	.000	1.93	5	1	0	0	0	14.0	9	3	1	4	12
2009	Rays	10	7	.588	4.42	23	23	0	0	0	128.1	119	63	17	54	102
2010	Rays	19	6	.760	2.72	32	31	2	1	0	208.2	170	63	15	79	188
2011	Rays	12	13	.480	3.49	34	34	0	0	0	224.1	192	87	22	63	218
*2012	Rays	20	5	.800	2.56	31	31	2	1	0	211.0	173	60	16	59	205
2013	Rays	10	8	.556	3.33	27	27	4	0	0	186.2	178	69	16	27	151
2014	Rays/Tigers	15	12	.556	3.26	34	34	3	0	0	248.1	230	90	25	38	271
2015	Tigers/Jays	18	5	.783	2.45	32	32	3	1	0	220.1	190	60	17	47	225
2016	Red Sox	17	9	.654	3.99	35	35	1	0	0	230.0	227	102	30	50	228
2017	Red Sox	6	3	.666	3.38	16	11	0	0	0	74.2	65	28	8	24	76
2018	Red Sox	16	7	.696	3.58	30	30	1	0	0	176.0	151	70	25	50	177
11 Years		143	75	.656	3.25	299	289	17	3	0	1922.1	1704	695	192	495	1853

*2012 AL Cy Young Award Winner

Antoan Richardson ★ Outfielder ★ Major League Debut: 2011

	TEAM	G	AB	H	2B	3B	HR	R	RBI	BB	IBB	SO	SH	SF	HBP	AVG	OBP	SLG
2011	Braves	3	4	0	0	0	0	0	0	0	0	1	0	0	0	.500	.500	.500
2014	Yankees	13	16	5	0	0	0	2	1	1	0	3	0	0	0	.313	.353	.313
2015	Rangers	-- Injured --																
Three Years		16	20	5	0	0	0	2	1	1	4	4	0	0	0	.350	.381	.350

Scott Sanderson ★ Pitcher ★ Major League Debut: 1978

	TEAM	W	L	PCT	ERA	G	GS	CG	SHO	SV	IP	H	ER	HR	BB	SO
1978	Expos	4	2	.667	2.51	10	9	1	1	0	61.0	52	17	3	21	50
1979	Expos	9	8	.529	3.43	34	24	5	3	1	168.0	148	64	16	54	138
1980	Expos	16	11	.593	3.11	33	33	7	3	0	211.1	206	73	18	56	125
1981	Expos	9	7	.562	2.95	22	22	4	1	0	137.1	122	45	10	31	77
1982	Expos	12	12	.500	3.46	32	32	7	0	0	224.0	212	86	24	58	158
1983	Expos	6	7	.462	4.65	18	16	0	0	1	81.1	98	42	12	20	55
1984	Cubs	8	5	.615	3.14	24	24	3	0	0	140.2	140	49	5	24	76
1985	Cubs	5	6	.455	3.12	19	19	2	0	0	121.0	100	42	13	27	80
1986	Cubs	9	11	.450	4.19	37	28	1	1	1	169.2	165	79	21	37	124
1987	Cubs	8	9	.471	4.29	32	22	0	0	2	144.2	156	69	23	50	106
1988	Cubs	1	2	.333	5.28	11	0	0	0	0	15.1	13	9	1	3	6
1989	Cubs	11	9	.550	3.94	37	23	2	0	0	146.1	155	64	16	31	86
1990	Athletics	17	11	.607	3.88	34	34	2	1	0	206.1	205	89	27	66	128
1991	Yankees	16	10	.615	3.81	34	34	2	2	0	208.0	200	88	22	29	130
1992	Yankees	12	11	.522	4.93	33	33	2	1	0	193.1	220	106	28	64	104
1993	Angels	7	11	.389	4.46	21	21	4	1	0	135.1	153	67	15	27	66
1993	Giants	4	2	.667	3.51	11	8	0	0	0	48.2	48	19	12	7	36
1994	White Sox	8	4	.667	5.09	18	14	1	0	0	92.0	110	52	20	12	36
1995	Angels	1	3	.250	4.12	7	7	0	0	0	39.1	48	18	6	4	23
1996	Angels	0	2	.000	7.50	5	4	0	0	0	18.0	39	15	5	4	7
19 Years		163	143	.533	3.84	472	407	43	14	5	2561.2	2,590	1,093	297	625	1,611

DORES IN THE PROS



Jeremy Sowers ★ Pitcher ★ Major League Debut: 2005

	TEAM	W	L	PCT	ERA	G	GS	CG	SHO	SV	IP	H	ER	HR	BB	SO
2006	Indians	7	4	.636	3.57	14	14	2	2	0	88.1	85	35	10	20	35
2007	Indians	1	6	.142	6.42	13	13	0	0	0	67.1	84	48	10	21	24
2008	Indians	4	9	.307	5.58	22	22	0	0	0	121.0	141	75	18	39	64
2009	Indians	6	11	.353	5.25	23	22	0	0	0	123.1	134	72	11	52	51
Four Years		18	30	.375	5.18	72	71	2	2	9	400.0	444	230	49	132	174

Dansby Swanson ★ Infielder ★ Major League Debut: 2016

	TEAM	G	AB	H	2B	3B	HR	R	RBI	BB	IBB	SO	SH	SF	HBP	AVG	OBP	SLG
2016	Braves	38	129	39	7	1	3	20	17	13	5	34	1	2	0	.302	.361	.442
2017	Braves	144	488	113	23	2	6	59	51	59	10	120	0	4	0	.232	.312	.324
2018	Braves	136	478	114	25	4	14	51	59	44	15	122	6	3	2	.238	.304	.395
Three Years		318	1095	266	55	7	23	127	127	116	30	276	7	9	2	.243	.314	.369

Drew VerHagen ★ Pitcher ★ Major League Debut: 2014

	TEAM	W	L	PCT	ERA	G	GS	CG	SHO	SV	IP	H	ER	HR	BB	SO
2014	Tigers	0	1	.000	5.40	1	1	0	0	0	5.0	5	3	0	3	4
2015	Tigers	2	0	1.000	2.05	20	0	0	0	0	26.1	18	6	1	14	13
2016	Tigers	1	0	1.000	7.11	19	0	0	0	0	19.0	28	15	3	7	10
2017	Tigers	0	3	.000	5.77	24	2	0	0	0	34.1	42	22	10	9	25
2018	Tigers	3	3	.500	4.63	41	1	0	0	0	56.1	46	29	6	19	53
Five Years		6	7	.462	4.79	105	4	0	0	0	141.0	139	75	20	52	105

Mike Willis ★ Pitcher ★ Major League Debut: 1977

	TEAM	W	L	PCT	ERA	G	GS	CG	SHO	SV	IP	H	ER	HR	BB	SO
1977	Blue Jays	2	6	.250	3.94	43	3	0	0	5	107.1	105	47	15	38	59
1978	Blue Jays	3	7	.300	4.56	44	2	1	0	7	100.2	104	51	11	39	52
1979	Blue Jays	0	3	.000	8.44	17	1	0	0	0	26.2	35	25	1	16	8
1980	Blue Jays	2	1	.667	1.71	20	0	0	0	3	26.1	25	5	3	11	14
1981	Blue Jays	0	4	.000	5.91	20	0	0	0	0	35.0	43	23	6	20	16
Five Years		7	21	.250	4.59	144	6	1	0	15	296.0	312	151	36	124	149

Kyle Wright ★ Pitcher ★ Major League Debut: 2018

	TEAM	W	L	PCT	ERA	G	GS	CG	SHO	SV	IP	H	ER	HR	BB	SO
2018	Braves	0	0	.000	4.50	4	0	0	0	0	6.0	4	3	2	6	5
One Year		0	0	.000	4.50	4	0	0	0	0	6.0	4	3	2	6	5

In 2018, 41 former Commodores played professionally with MLB affiliated teams:

Pedro Alvarez (2006-08) - Baltimore Orioles ★ Tyler Beede (2012-14) - San Francisco Giants ★ Ben Bowden (2014-16) - Colorado Rockies ★ Walker Buehler (2013-15) - Los Angeles Dodgers ★ Curt Casali (2008-11) - Cincinnati Reds ★ Vince Conde (2012-14) - New York Yankees ★ Maddux Conger (2016-18) - Detroit Tigers ★ Chandler Day (2016-18) - Washington Nationals ★ Jason Delay (2014-17) - Pittsburgh Pirates ★ Tyler Ferguson (2013-15) - Texas Rangers ★ Ryan Flaherty (2006-08) - Atlanta Braves ★ Carson Fulmer (2013-15) - Chicago White Sox ★ Sonny Gray (2009-11) - New York Yankees ★ Conrad Gregor (2011-13) - Boston Red Sox ★ Reed Hayes (2017) - Baltimore Orioles ★ Taylor Hill (2008-11) - Washington Nationals ★ Alonzo Jones (2016-18) - Oakland Athletics ★ Connor Kaiser (2016-18) - Pittsburgh Pirates ★ Tony Kemp (2011-13) - Houston Astros ★ Jeren Kendall (2015-17) - Los Angeles Dodgers ★ John Kilichowski (2014-16) - St. Louis Cardinals ★ Jared Miller (2012-14) - Arizona Diamondbacks ★ Mike Minor (2007-09) - Texas Rangers ★ John Norwood (2012-14) - Miami Marlins ★ Philip Pfeifer (2012-15) - Atlanta Braves ★ David Price (2005-07) - Boston Red Sox ★ Adam Ravenelle (2012-14) - Detroit Tigers ★ Bryan Reynolds (2014-16) - Pittsburgh Pirates ★ Matt Ruppenthal (2015-17) - Houston Astros ★ Reid Schaller (2017-18) - Washington Nationals ★ Sam Selman (2010-12) - Kansas City Royals ★ Jordan Sheffield (2015-16) - Los Angeles Dodgers ★ Collin Snider (2015-17) - Kansas City Royals ★ Dansby Swanson (2013-15) - Atlanta Braves ★ Will Toffey (2015-17) - New York Mets ★ Drew VerHagen (2012) - Detroit Tigers ★ Zander Wiel (2012-15) - Minnesota Twins ★ Justin Wilson (2017-18) - New York Yankees ★ Rhett Wiseman (2013-15) - Washington Nationals ★ Kyle Wright (2015-17) - Atlanta Braves ★ Mike Yastrzemski (2010-13) - Baltimore Orioles



Vanderbilt alums Ryan Flaherty, Kyle Wright and Dansby Swanson lifted the Atlanta Braves to the 2018 NL East title.



Carson Fulmer and Tony Kemp pose together prior to the White Sox and Astros facing off at Minute Maid Park in 2017.



DRAFTED COMMODORES

VANDERBILT IN THE DRAFT

★ Vanderbilt is one of only two universities in the nation to produce multiple No. 1 picks with David Price (2007) and Dansby Swanson (2015), joining Arizona State (Rick Monday - 1965, Floyd Bannister - 1968, Bob Horner - 1978).

★ At least one Commodore has been drafted every year since 1991 with a total of 106 players signing professional contracts.

★ 93 pitchers have been selected in the MLB Draft, including 59 during the Tim Corbin era (since 2003).

★ 29 outfielders have been drafted by professional teams.








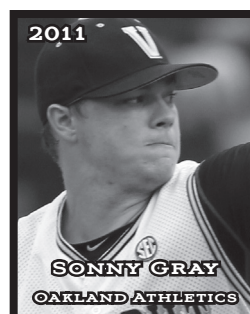











★ 35 infielders have been drafted by professional teams.

★ 15 catchers have been picked by professional teams.

★ 76 Commodores have been picked in the first 10 rounds of the draft.

★ 153 Commodores have been drafted all time.

FIRST ROUND COMMODORES



DRAFTED COMMODORES



2018

Name	Team	Round
Connor Kaiser, SS	PT	3rd
Reid Schaller, RHP	WAS	3rd
Chandler Day, RHP	WAS	7th
Maddux Conger, RHP	DET	22nd
Justin Wilson, RHP	NY	23rd
Alonzo Jones, OF	OAK	25th
Ethan Paul*, SS	PIT	26th
Stephen Scott*, OF	MIA	31st

2017

Name	Team	Round
Kyle Wright, RHP	ATL	1st (5th)
Jeren Kendall, OF	LAD	1st (23rd)
Will Toffey, 3B	OAK	4th
Jason Delay, C	PIT	4th
Collin Snider, RHP	KC	12th
Reed Hayes, RHP	BAL	13th
Matt Ruppenthal, RHP	HOU	17th
Ro Coleman, OF	DET	34th

2016

Name	Team	Round
Jordan Sheffield, RHP	LAD	1st (36th)
Ben Bowden, LHP	COL	2nd
Bryan Reynolds, OF	SF	2nd
Jason Delay*, C	SF	11th
John Kilichowski, LHP	STL	11th
Will Toffey*, 3B	BAL	25th

2015

Name	Team	Round
Dansby Swanson, SS	ARI	1st (1st)
Carson Fulmer, RHP	CHW	1st (8th)
Walker Buehler, RHP	LAD	1st (24th)
Philip Pfeifer, LHP	LAD	3rd
Rhett Wiseman, OF	WAS	3rd
Tyler Ferguson, RHP	TEX	6th
Zander Wiel, 1B	MIN	12th
John Kilichowski*, LHP	CHC	39th

2014

Name	Team	Round
Tyler Beebe, RHP	SF	1st (14th)
Adam Ravenelle, RHP	DET	4th
Vince Conde, SS	NY	9th
Jared Miller, LHP	ARI	11th
Brian Miller, RHP	TB	15th

2013

Name	Team	Round
Kevin Ziemek, LHP	DET	2nd
Conrad Gregor, 1B	HOU	4th
Tony Kemp, 2B	HOU	5th
Connor Harrell, OF	DET	7th
Spencer Navin, C	LAD	11th
Mike Yastrzemski, OF	BAL	14th

2012

Name	Team	Round
Sam Selman, LHP	KC	2nd
Drew VerHagen, RHP	DET	4th
Anthony Gomez, SS	MIA	6th
Will Cinar, RHP	DET	19th
Mike Yastrzemski*, OF	SEA	30th
Connor Harrell*, OF	DET	31st

2011

Name	Team	Round
Sonny Gray, RHP	OAK	1st (18th)
Grayson Garvin, LHP	TB	1st (59th)
Jason Esposito, 3B	BAL	3rd
Jack Armstrong, RHP	HOU	3rd
Aaron Westlake, 1B	DET	3rd
Corey Williams, LHP	MIN	3rd
Taylor Hill, RHP	WAS	6th
Mark Lamm, RHP	ATL	6th
Curt Casali, C	DET	10th
Navery Moore, RHP	ATL	14th
Will Cinar*, RHP	MIN	30th
Joe Loftus, OF	ARI	46th

2010

Name	Team	Round
Drew Hayes, RHP	CIN	11th
Aaron Westlake*, 1B	TOR	22nd
Taylor Hill*, RHP	CLE	30th
Russell Brewer, RHP	COL	31st
Andrew Giobbi, C	SEA	32nd
Chase Reid, RHP	STL	41st

2009

Name	Team	Round
Mike Minor, LHP	ATL	1st (7th)
Caleb Cotham, RHP	NY	5th
Nick Christiani, RHP	CIN	13th
Steven Liddle, OF	MIN	15th
Drew Hayes*, RHP	SEA	22nd
Jonathan White, OF	ARI	40th

2008

Name	Team	Round
Pedro Alvarez, 3B	PIT	1st (2nd)
Ryan Flaherty, SS	CHC	1st (41st)
Brett Jacobson, RHP	DET	4th
Dominic de la Osa, 2B	MIN	11th
David Macias, OF	CHC	19th
Shea Robin, C	HOU	20th
Nick Christiani*, RHP	CLE	32nd
Alex Feinberg, 2B	COL	43rd

2007

Name	Team	Round
David Price, LHP	TB	1st (1st)
Casey Weathers, RHP	COL	1st (8th)
Dominic de la Osa*, OF	DET	10th
Cody Crowell, LHP	TOR	14th
Tyler Davis, RHP	ARI	22nd
Tyler Rhoden, RHP	CIN	22nd
Jonathan White*, OF	MIL	24th
Stephen Shao, LHP	COL	26th

2006

Name	Team	Round
Matt Buschmann, RHP	SD	15th
Brian Hernandez, C	SD	19th
Casey Weathers*, RHP	DET	25th
Greg Moviell, LHP	SEA	26th

2005

Name	Team	Round
Jensen Lewis, RHP	CLE	3rd
Ryan Mullins, LHP	MIN	3rd
Mike Baxter, OF	SD	4th
Jeff Sues, RHP	PIT	5th
Ryan Rote, RHP	CWS	5th
Warner Jones, 2B	DET	17th
Tony Mansolino, 3B	PIT	26th
Antoan Richardson, OF	SF	35th

2004

Name	Team	Round
Jeremy Sowers, LHP	CLE	1st (6th)
Cesar Nicolas, 1B	ARI	5th
Ryan Klosterman, SS	TOR	5th
Antoan Richardson*, OF	ARI	13th
Jeff Sues*, RHP	CLE	14th
Jonathan Douillard, C	CHC	28th
Ryan Rote*, RHP	NY	37th

2003

Name	Team	Round
Robert Ransom, RHP	CHC	23rd

2002

Name	Team	Round
Karl Nonemaker, OF	PHI	20th
Sean Luellwitz, 1B/C	ARI	28th

2001

Name	Team	Round
Ashley Freeman, 3B	ARI	19th

2000

Name	Team	Round
Andy Beal, LHP	NY	5th
Damon Yee, RHP	HOU	28th

1999

Name	Team	Round
Matt Kata, OF	ARI	9th
Mike Byrd, RHP	CLE	35th

1998

Name	Team	Round
Clinton Johnston, LHP	PIT	1st (15th)
Bert Snow, RHP	OAK	10th
Josh Adeeb, OF	BOS	24th
Tyodus Meadows, OF	CHC	27th

1997

Name	Team	Round
Glenn Davis, 1B	LAD	1st (24th)

1996

Name	Team	Round
Josh Paul, OF	CWS	2nd
Phil Haigler, RHP	MIN	25th

1995

Name	Team	Round
Phil Haigler*, RHP	NY	49th

1994

Name	Team	Round
Nick Morrow, OF	CIN	30th

1993

Name	Team	Round
Vee Hightower, OF	CHC	3rd
Greg Thomas, 1B	CLE	9th
Gabe Whatley, OF	CHC	12th
Alan Purdy, SS	PIT	20th
William Daunic, 1B	TOR	25th

1992

Name	Team	Round
Jeff Martin, C	BOS	22nd

1991

Name	Team	Round
Steve Sadecki, RHP	TEX	6th
JoJo Smith, LHP	LA	18th
Charles Sullivan, 2B	TEX	27th

1989

Name	Team	Round
Jim Heins, RHP	DET	23rd

1988

Name	Team	Round
Jeff Hoffman, RHP	NY	14th
Kyle Balch, RHP	KC	15th
Jim Heins*, RHP	PIT	16th

1987

Name	Team	Round
Bud Adams, RHP	KC	9th
Kyle Balch*, RHP	CAL	10th
Archie Smith, LHP	KC	13th
David Joiner, 3B/OF	NYM	37th

1986

Name	Team	Round
Mark Ambrose, RHP	MIL	2nd

1985

Name	Team	Round
Joey Cora, SS	SD	1st (23rd)
Abbie Woyce, RHP	KC	23rd

1984

Name	Team	Round
Jeff Edwards, LHP	LAD	7th
Tom Wasilewski, RHP	TOR	9th

1983

Name	Team	Round
June Regular Phase		
Marlon Hubbard, RHP	SD	15th

1982

Name	Team	Round
June Regular Phase		
Brian Farley, RHP	STL	6th
Erez Borowsky, C	MIN	13th

1981

Name	Team	Round
June Regular Phase		
Steve Chmil, SS	ATL	17th

1980

Name	Team	Round
June Regular Phase		
Scotti Madison, C	MIN	3rd

1979

Name	Team	Round
June Regular Phase		
Scotti Madison*, C	SF	10th
Jack Nuismer, RHP	CLE	15th

1978

Name	Team	Round
June Regular Phase		
Michael Wright, OF	DET	9th
Ricky Kittrell, LHP	SF	16th

1977

Name	Team	Round
June Regular Phase		
Scott Sanderson, RHP	MON	3rd
Steve Lane, LHP	STL	37th

1976

Name	Team	Round
January Secondary Phase		
David Tyler, 3B	BOS	1st (9th)

1975

Name	Team	Round
January Secondary Phase		
Rick Duncan, C	MIN	2nd
June Regular Phase		
Gene Menees, 3B	SD	14th

1974

Name	Team	Round
January Secondary Phase		
Butch Stinson, LHP	CHW	1st (9th)
June Regular Phase		
Ted Shipley, SS	MIN	1st (14th)

1973

Name	Team	Round
June Secondary Phase		
Doug Wessel, RHP	BAL	1st (6th)
January Secondary Phase		
Doug Wessel*, RHP	NYM	1st (11th)
June Regular Phase		
Greg Collins, C	CHC	9th
Rick Rhodes, LHP	PIT	15th
John McLean, RHP	ATL	27th
Jeff Peeples, RHP	STL	37th

1972

Name	Team	Round
June Regular Phase		
Doug Wessel*, RHP	KC	4th
Mike Willis, LHP	BAL	20th

1971

Name	Team	Round
January Regular Phase		
Elliott Jones, RHP	BOS	6th
June Regular Phase		
Elliott Jones, RHP	PIT	12th
James Conn, SS	LA	17th

* Did not sign and returned to Vanderbilt



SEC COMPOSITE SCHEDULE

FEBRUARY

Feb. 15 (Friday)
Eastern Illinois at Arkansas
Kentucky at Austin Peay
Liberty at South Carolina
Presbyterian at Alabama
Appalachian State at Tennessee
Wright State at Ole Miss
Dayton at Georgia
Missouri at North Florida
Long Beach State at Florida
Vanderbilt vs. Virginia
[Talking Stick, Ariz.]
Fordham at Texas A&M
Youngstown State at Mississippi State
ULM at LSU
Georgia Southern at Auburn

Feb. 16 (Saturday)
Kentucky at Austin Peay
Fordham at Texas A&M
Dayton at Georgia
Liberty at South Carolina
Appalachian State at Tennessee
Missouri at North Florida
Wright State at Ole Miss
Eastern Illinois at Arkansas
Army at LSU
Vanderbilt vs. Cal State Fullerton
[Talking Stick, Ariz.]
Youngstown State at Mississippi State
Long Beach State at Florida
Presbyterian at Alabama
Georgia Southern at Auburn

Feb. 17 (Sunday)
Fordham at Texas A&M
Dayton at Georgia
Kentucky at Austin Peay
Long Beach State at Florida
Appalachian State at Tennessee
Vanderbilt vs. TCU [Talking Stick, Ariz.]
Missouri at North Florida
Liberty at South Carolina
Eastern Illinois at Arkansas
Youngstown State at Mississippi State
Presbyterian at Alabama
Wright State at Ole Miss
Air Force at LSU
Georgia Southern at Auburn

Feb. 19 (Tuesday)
Missouri at Florida A&M
Winthrop at South Carolina
Jacksonville State at Alabama
Northern Kentucky at Tennessee
Arkansas State at Ole Miss
Georgia at Kennesaw State
Florida at South Florida
Southeastern Louisiana at LSU
Stephen F. Austin at Texas A&M
Alabama A&M at Auburn

Feb. 20 (Wednesday)
Presbyterian at South Carolina
Alabama State at Alabama
Evansville at Vanderbilt
North Florida at Florida
LSU at Northwestern State
Prairie View A&M at Texas A&M
UAB at Mississippi State
Alabama A&M at Auburn

Feb. 21 (Thursday)
Arkansas at USC - 10:00 p.m.
Missouri vs. Northeastern
[Fort Meyers, Fla.]

Feb. 22 (Friday)
Utah Valley at South Carolina
Ball State at Alabama
Indiana at Tennessee
UMass Lowell at Georgia
Pepperdine at Vanderbilt
Auburn at UCF
Missouri vs. Rhode Island
[Fort Meyers, Fla.]
Miami at Florida
Ole Miss at Tulane
Illinois-Chicago at Texas A&M
Kentucky at Texas Tech
Southern Miss at Mississippi State
Bryant at LSU
Arkansas at USC

Feb. 23 (Saturday)
UMass Lowell at Georgia
Utah Valley at South Carolina
Indiana at Tennessee
Missouri vs. Rhode Island
[Fort Meyers, Fla.]
Ole Miss at Tulane
Illinois-Chicago at Texas A&M
Kentucky at Texas Tech
Pepperdine at Vanderbilt
Southern Miss at Mississippi State
Ball State at Alabama
Auburn at UCF
Miami at Florida
Bryant at LSU
Arkansas at USC

Feb. 24 (Sunday)
Auburn at UCF
UMass Lowell at Georgia
Miami at Florida
Indiana at Tennessee
Utah Valley at South Carolina
Missouri vs. Rhode Island
[Fort Meyers, Fla.]
Ole Miss at Tulane
Illinois-Chicago at Texas A&M
Kentucky at Texas Tech
Pepperdine at Vanderbilt
Southern Miss at Mississippi State
Ball State at Alabama
Bryant at LSU

Feb. 26 (Tuesday)
Eastern Kentucky at Kentucky
Appalachian State at South Carolina
Liberty at Tennessee
UT Martin at Ole Miss
LIU Brooklyn at Georgia
Alabama A&M at Missouri
SE Missouri State at Vanderbilt
Florida at Jacksonville
North Alabama at Alabama
South Alabama at LSU
Houston Baptist at Texas A&M
Jackson State at Mississippi State

Feb. 27 (Wednesday)
Memphis at Arkansas
Northern Kentucky at Kentucky
North Alabama at Alabama
Middle Tennessee at Tennessee
Kennesaw State at Georgia
Austin Peay at Vanderbilt
UCF at Florida
Southern at LSU
Incarnate Word at Texas A&M
Southeastern La. at Mississippi State

MARCH

March 1 (Friday)
Tennessee vs. ULM [Pensacola, Fla.]
Stony Brook at Arkansas
Canisius at Kentucky
Mississippi State vs. Sam Houston
[Frisco, Texas]
Long Beach State at Ole Miss
Dayton at Vanderbilt
South Carolina at Clemson
Georgia at Georgia Southern
Winthrop at Florida
Missouri at Central Arkansas
Alabama at South Alabama
Baylor at Texas A&M
LSU at Texas
Cincinnati at Auburn

March 2 (Saturday)
Georgia at Georgia Southern
Canisius at Kentucky
Long Beach State at Ole Miss
South Carolina vs. Clemson
[Greenville, S.C.]
Tennessee vs. North Florida
[Pensacola, Fla.]
Dayton at Vanderbilt
Alabama at South Alabama
Stony Brook at Arkansas
Winthrop at Florida
Missouri vs. South Dakota State
[Conway, Ark.]
Mississippi State vs. Texas Tech

[Frisco, Texas]
TCU at Texas A&M
LSU at Texas
Cincinnati at Auburn

March 3 (Sunday)
Georgia at Georgia Southern
Canisius at Kentucky
Clemson at South Carolina
Winthrop at Florida
Tennessee vs. Western Kentucky
[Pensacola, Fla.]
Mississippi State vs. Nebraska
[Frisco, Texas]
Stony Brook at Arkansas
Dayton at Vanderbilt
Alabama at South Alabama
Long Beach State at Ole Miss
Houston at Texas A&M
LSU at Texas
Cincinnati at Auburn

March 5 (Tuesday)
Charlotte at Arkansas
Wright State at Kentucky
Kansas State at Missouri
Alabama State at Georgia
Davidson at Vanderbilt
Florida Gulf Coast at Florida
UAB at Alabama
The Citadel at South Carolina
Tennessee vs. Troy [Hoover, Ala.]
Little Rock at Ole Miss
Texas A&M-Corpus Christi at Texas A&M
East Carolina at Mississippi State
UT Martin at Auburn

March 6 (Wednesday)
Charlotte at Arkansas
Boston College at Kentucky
Jacksonville State at Georgia
East Tennessee State at Vanderbilt
Florida Gulf Coast at Florida
Gardner-Webb at South Carolina
Holy Cross at LSU
East Carolina at Ole Miss
Abilene Christian at Texas A&M
Arkansas Pine-Bluff at Mississippi State
UT Martin at Auburn

March 8 (Friday)
Middle Tennessee at Kentucky
Illinois State at Vanderbilt
Presbyterian at Georgia
Yale at Florida
Fresno State at Tennessee
Louisiana Tech at Arkansas
Valparaiso at South Carolina
Northern Kentucky at Alabama
California at LSU
UAB at Ole Miss
Gonzaga at Texas A&M
Northwestern at Missouri
Maine at Mississippi State
UTSA at Auburn

March 9 (Saturday)
Middle Tennessee at Kentucky
Louisiana Tech at Arkansas
Presbyterian at Georgia
UAB at Ole Miss
Gonzaga at Texas A&M
Illinois State at Vanderbilt
Northwestern at Missouri
Maine at Mississippi State
Northern Kentucky at Alabama
Valparaiso at South Carolina
Yale at Florida
Fresno State at Tennessee
California at LSU
UTSA at Auburn

March 10 (Sunday)
Presbyterian at Georgia
Middle Tennessee at Kentucky
Yale at Florida
Valparaiso at South Carolina
Fresno State at Tennessee
Louisiana Tech at Arkansas
Gonzaga at Texas A&M
Illinois State at Vanderbilt
Northwestern at Missouri
Maine at Mississippi State
Northern Kentucky at Alabama

UAB at Ole Miss
California at LSU
UTSA at Auburn

March 12 (Tuesday)
Ole Miss at Louisville
SIU-Edwardsville at Kentucky
UNC Asheville at Tennessee
Florida State at Florida
Texas A&M at Dallas Baptist
South Carolina at The Citadel
Middle Tennessee State at Alabama
Western Illinois at Arkansas
Auburn at South Alabama
Samford at Vanderbilt
Arkansas State at Missouri

March 13 (Wednesday)
Ole Miss at Louisville
Western Illinois at Arkansas
Western Kentucky at Kentucky
UNC Asheville at Tennessee
Georgia at Georgia State
Arkansas State at Missouri
Texas Southern at LSU
Grambling State at Mississippi State

March 15 (Friday)
*Mississippi State at Florida
*Georgia at South Carolina
*Missouri at Arkansas
*Alabama at Ole Miss
*Vanderbilt at Texas A&M
*Kentucky at LSU
*Tennessee at Auburn

March 16 (Saturday)
*Mississippi State at Florida
*Missouri at Arkansas
*Vanderbilt at Texas A&M
*Georgia at South Carolina
*Tennessee at Auburn
*Kentucky at LSU
*Alabama at Ole Miss

March 17 (Sunday)
*Georgia at South Carolina
*Vanderbilt at Texas A&M
*Mississippi State at Florida
*Missouri at Arkansas
*Alabama at Ole Miss
*Kentucky at LSU
*Tennessee at Auburn

March 19 (Tuesday)
Georgia State at Georgia
Jacksonville at Florida
Xavier at Kentucky
South Carolina at Furman
Maine at Alabama
Auburn at UAB
Arkansas-Pine Bluff at Ole Miss
Rice at Texas A&M
Vanderbilt vs. Belmont
[First Tennessee Park]
Murray State at Missouri
Little Rock at Mississippi State
Arkansas at Texas
Tennessee at East Tennessee State

March 20 (Wednesday)
Murray State at Missouri
Mississippi State at Samford
Nicholls at LSU
Arkansas at Texas

March 21 (Thursday)
*Florida at Vanderbilt

March 22 (Friday)
*South Carolina at Tennessee
*Arkansas at Alabama
*LSU at Georgia
*Ole Miss at Missouri
*Auburn at Mississippi State
*Florida at Vanderbilt
*Texas A&M at Kentucky

March 23 (Saturday)
*LSU at Georgia
*Florida at Vanderbilt
*Arkansas at Alabama
*Auburn at Mississippi State
*South Carolina at Tennessee

SEC COMPOSITE SCHEDULE



*Ole Miss at Missouri
*Texas A&M at Kentucky

March 24 (Sunday)
*LSU at Georgia
*Arkansas at Alabama
*Auburn at Mississippi State
*South Carolina at Tennessee
*Ole Miss at Missouri
*Texas A&M at Kentucky

March 26 (Tuesday)
East Tennessee State at Tennessee
Morehead State at Kentucky
Alabama vs. Auburn [Montgomery, Ala.]
Georgia at Georgia Tech
North Carolina A&T at South Carolina
Missouri at UTSA
Arkansas at Missouri State
Lamar at Texas A&M
Vanderbilt vs. Lipscomb
[First Tennessee Park]
Mississippi Valley St. at Mississippi St.
Florida vs. Florida State
[Jacksonville, Fla.]

March 27 (Wednesday)
McNeese State at LSU
Ole Miss at Memphis
Missouri at Incarnate Word

March 28 (Thursday)
*LSU at Mississippi State
*Georgia at Kentucky

March 29 (Friday)
*Alabama at Florida
*Auburn at South Carolina
*LSU at Mississippi State
*Missouri at Texas A&M
*Tennessee at Vanderbilt
*Ole Miss at Arkansas
*Georgia at Kentucky

March 30 (Saturday)
*Auburn at South Carolina
*Ole Miss at Arkansas
*LSU at Mississippi State
*Missouri at Texas A&M
*Alabama at Florida
*Tennessee at Vanderbilt
*Georgia at Kentucky

March 31 (Sunday)
*Alabama at Florida
*Auburn at South Carolina
*Missouri at Texas A&M
*Ole Miss at Arkansas
*Tennessee at Vanderbilt

APRIL

April 2 (Tuesday)
North Alabama at Ole Miss
St. Louis at Missouri
Georgia at Clemson
Kentucky at Louisville
Florida A&M at Florida
South Carolina vs. N.C. State
[Charlotte, N.C.]
Belmont at Tennessee
Troy at Alabama
Little Rock at Arkansas
Grambling State at LSU
Texas A&M at Texas
Western Kentucky at Vanderbilt
Georgia Tech at Auburn

April 3 (Wednesday)
Louisiana Monroe at Mississippi State

April 4 (Thursday)
*Arkansas at Auburn
*South Carolina at Alabama

April 5 (Friday)
*Mississippi State at Tennessee
*Arkansas at Auburn
*Vanderbilt at Georgia
*South Carolina at Alabama
*Florida at Ole Miss
*Kentucky at Missouri
*Texas A&M at LSU

April 6 (Saturday)
*Vanderbilt at Georgia
*South Carolina at Alabama
*Kentucky at Missouri
*Florida at Ole Miss
*Mississippi State at Tennessee
*Arkansas at Auburn
*Texas A&M at LSU

April 7 (Sunday)
*Vanderbilt at Georgia
*Kentucky at Missouri
*Mississippi State at Tennessee
*Florida at Ole Miss
*Texas A&M at LSU

April 9 (Tuesday)
Florida at Florida State
Lipscomb at Tennessee
Southern Miss at Ole Miss
Georgia Tech at Georgia
Charlotte at South Carolina
Vanderbilt at Middle Tennessee
Missouri at SIU Edwardsville
Alabama at Samford
Oral Roberts at Arkansas
LSU at Southern
Texas State at Texas A&M
Jacksonville State at Auburn

April 10 (Wednesday)
Kentucky at Lipscomb
South Alabama at Mississippi State

April 11 (Thursday)
*Georgia at Tennessee
*South Carolina at Florida

April 12 (Friday)
*South Carolina at Florida
*LSU at Missouri
*Auburn at Texas A&M
*Alabama at Mississippi State
*Kentucky at Ole Miss
*Arkansas at Vanderbilt
*Georgia at Tennessee

April 13 (Saturday)
*Auburn at Texas A&M
*Alabama at Mississippi State
*Kentucky at Ole Miss
*LSU at Missouri
*Arkansas at Vanderbilt
*Georgia at Tennessee
*South Carolina at Florida

April 14 (Sunday)
*LSU at Missouri
*Arkansas at Vanderbilt
*Auburn at Texas A&M
*Kentucky at Ole Miss
*Alabama at Mississippi State

April 16 (Tuesday)
Jacksonville at Florida
Morehead State at Tennessee
Auburn at Georgia Tech
Clemson at Georgia
Louisville at Kentucky
South Carolina vs. North Carolina
[Charlotte, N.C.]
Arkansas-Pine Bluff at Arkansas
Memphis at Ole Miss
Texas A&M at Houston
Indiana State at Vanderbilt
Missouri at Missouri State
Texas Southern at Mississippi State
Alabama at UAB
LSU vs. UL-Lafayette [Metairie, La.]

April 18 (Thursday)
*Missouri at Georgia
*Florida at LSU
*Texas A&M at South Carolina
*Mississippi State at Arkansas
*Tennessee at Kentucky
*Ole Miss at Auburn

April 19 (Friday)
*Texas A&M at South Carolina
*Missouri at Georgia
*Vanderbilt at Alabama
*Mississippi State at Arkansas
*Florida at LSU

*Tennessee at Kentucky
*Ole Miss at Auburn

April 20 (Saturday)
*Missouri at Georgia
*Mississippi State at Arkansas
*Florida at LSU
*Texas A&M at South Carolina
*Vanderbilt at Alabama
*Tennessee at Kentucky
*Ole Miss at Auburn

April 21 (Sunday)
*Vanderbilt at Alabama

April 23 (Tuesday)
Kentucky at Western Kentucky
FAU at Florida
Gardner Webb at Tennessee
Auburn at Jacksonville State
Mississippi State at Ole Miss
South Carolina vs. Charleston Southern
[North Augusta, S.C.]
Missouri State at Missouri
Northwestern State at Arkansas
Lamar at LSU
UT Arlington at Texas A&M
Georgia vs. Georgia Tech [Atlanta, Ga.]

April 24 (Wednesday)
Northwestern State at Arkansas
Alabama at Jacksonville State

April 25 (Thursday)
*Auburn at Vanderbilt
*Texas A&M at Ole Miss

April 26 (Friday)
*Kentucky at Florida
*LSU at Alabama
*Tennessee at Arkansas
*Georgia at Mississippi State
*South Carolina at Missouri
*Auburn at Vanderbilt
*Texas A&M at Ole Miss

April 27 (Saturday)
*Georgia at Mississippi State
*LSU at Alabama
*Kentucky at Florida
*Tennessee at Arkansas
*Auburn at Vanderbilt
*South Carolina at Missouri
*Texas A&M at Ole Miss

April 28 (Sunday)
*Kentucky at Florida
*LSU at Alabama
*Georgia at Mississippi State
*South Carolina at Missouri
*Tennessee at Arkansas

April 30 (Tuesday)
Georgia vs. The Citadel
[North Augusta, S.C.]
SE Missouri State at Missouri
Grambling State at Arkansas
Texas A&M at Sam Houston
Tennessee Tech at Vanderbilt
Alabama State at Auburn

MAY

May 1 (Wednesday)
Ole Miss at Southern Miss

May 2 (Thursday)
*Mississippi State at Texas A&M

May 3 (Friday)
*Missouri at Tennessee
*Florida at Georgia
*Vanderbilt at South Carolina
*Mississippi State at Texas A&M
*Ole Miss at LSU
*Arkansas at Kentucky
*Alabama at Auburn

May 4 (Saturday)
*Florida at Georgia
*Mississippi State at Texas A&M
*Missouri at Tennessee
*Ole Miss at LSU
*Alabama at Auburn

*Vanderbilt at South Carolina
*Arkansas at Kentucky

May 5 (Sunday)
*Florida at Georgia
*Vanderbilt at South Carolina
*Missouri at Tennessee
*Ole Miss at LSU
*Alabama at Auburn
*Arkansas at Kentucky

May 7 (Tuesday)
South Florida at Florida
Austin Peay at Tennessee
Indiana at Kentucky
Vanderbilt at Louisville
Louisiana Tech at LSU
UAB at Auburn

May 8 (Wednesday)
Georgia at Jacksonville State
Furman at South Carolina
Alabama at Troy
Memphis at Mississippi State

May 9 (Thursday)
*LSU at Arkansas

May 10 (Friday)
*Tennessee at Florida
*Texas A&M at Alabama
*Kentucky at South Carolina
*LSU at Arkansas
*Mississippi State at Ole Miss
*Missouri at Vanderbilt
*Georgia at Auburn

May 11 (Saturday)
*LSU at Arkansas
*Texas A&M at Alabama
*Missouri at Vanderbilt
Kentucky at South Carolina
Mississippi State at Ole Miss
Tennessee at Florida
Georgia at Auburn

May 12 (Sunday)
*Mississippi State at Ole Miss
*Tennessee at Florida
*Kentucky at South Carolina
*Missouri at Vanderbilt
*Texas A&M at Alabama
*Georgia at Auburn

May 14 (Tuesday)
Tennessee Tech at Tennessee
Michigan at Kentucky
USC Upstate at South Carolina
Samford at Alabama
New Orleans at LSU
Ole Miss at Arkansas State
Middle Tennessee at Vanderbilt
North Alabama at Auburn

May 16 (Thursday)
*South Carolina at Mississippi State
*Ole Miss at Tennessee
*Vanderbilt at Kentucky
*Alabama at Georgia
*Arkansas at Texas A&M
*Auburn at LSU
*Florida at Missouri

May 17 (Friday)
*Vanderbilt at Kentucky
*Ole Miss at Tennessee
*Alabama at Georgia
*South Carolina at Mississippi State
*Arkansas at Texas A&M
*Florida at Missouri
*Auburn at LSU

May 18 (Saturday)
*Vanderbilt at Kentucky
*Alabama at Georgia
*Ole Miss at Tennessee
*Arkansas at Texas A&M
*Auburn at LSU
*Florida at Missouri
*South Carolina at Mississippi State



OPPONENT INFORMATION

Virginia Cavaliers

Feb. 15 at Salt River Fields (Talking Stick, Ariz.)

Team Information

Coach Brian O'Connor
Conference Atlantic Coast
Last Game vs. Vanderbilt.. UVA 4-2 (6/24/15)
2018 Overall Record 29-25
2018 Conference Record 12-18
2018 Postseason None

Field Information

Name Davenport Field at Disharoon Park
Dimensions LF- 332, CF- 404, RF- 332

Media Relations

Contact Scott Fitzgerald
Phone 434.982.5500
E-mail s.fitzgerald@virginia.edu
Web virginiasports.com

Cal State Fullerton Titans

Feb. 16 at Salt River Fields (Talking Stick, Ariz.)

Team Information

Coach Rick Vanderhook
Conference Big West
Last Game vs. Vanderbilt... VU 4-3 (6/14/15)
2018 Overall Record 36-25
2018 Conference Record 18-6
2018 Postseason... Fullerton Super Regional

Field Information

Name Goodwin Field
Dimensions LF- 330, CF- 400, RF- 330

Media Relations

Contact Bryant Freese
Phone 657.278.7083
E-mail bfreese@fullerton.edu
Web fullertontitans.com

TCU Horned Frogs

Feb. 17 at Salt River Fields (Talking Stick, Ariz.)

Team Information

Coach Jim Schlossnagle
Conference Big 12
Last Game vs. Vanderbilt... VU 7-4 (3/11/18)
2018 Overall Record 33-23
2018 Conference Record 10-13
2018 Postseason None

Field Information

Name Lupton Baseball Stadium
Dimensions LF- 330, CF- 390, RF- 330

Media Relations

Contact Brandie Davidson
Phone 817.257.7479
E-mail b.i.davidson@tcu.edu
Web gofrogs.com

Evansville Purple Aces

Feb. 20 at Hawkins Field

Team Information

Coach Wes Carroll
Conference Missouri Valley
Last Game vs. Vanderbilt... VU 6-1 (4/17/18)
2018 Overall Record 12-39
2018 Conference Record 3-18
2018 Postseason None

Field Information

Name Braum Stadium
Dimensions LF- 330, CF- 400, RF- 300

Media Relations

Contact Joe Downs
Phone 812.488.2394
E-mail jd305@evansville.edu
Web gopurpleaces.com

Pepperdine Waves

Feb. 22-24 at Hawkins Field

Team Information

Coach Rick Hirtensteiner
Conference West Coast
Last Game vs. Vanderbilt..... First Meeting
2018 Overall Record 31-24
2018 Conference Record 17-10
2018 Postseason None

Field Information

Name Eddy D. Field Stadium
Dimensions LF- 330, CF- 400, RF- 330

Media Relations

Contact Ricky Davis
Phone 310.506.4333
E-mail ricky.davis@pepperdine.edu
Web pepperdinewaves.com

Southeast Missouri State RedHawks

Feb. 26 at Hawkins Field

Team Information

Coach Andy Sawyers
Conference Ohio Valley
Last Game vs. Vanderbilt.. VU 10-4 (5/13/14)
2018 Overall Record 27-30
2018 Conference Record 20-10
2018 Postseason None

Field Information

Name Capaha Field
Dimensions LF- 330, CF- 400, RF- 330

Media Relations

Contact Morgan Harding
Phone 573.651.2294
E-mail mharding@semo.edu
Web gosoutheast.com

Austin Peay Governors

Feb. 27 at Hawkins Field

Team Information

Coach Travis Janssen
Conference Ohio Valley
Last Game vs. Vanderbilt.. VU 19-6 (2/27/18)
2018 Overall Record 30-27
2018 Conference Record 17-13
2018 Postseason None

Field Information

Name Raymond C. Hand Park
Dimensions LF- 319, CF- 392, RF- 327

Media Relations

Contact Cody Bush
Phone 931.221.7561
E-mail BushC@apsu.edu
Web letsgopeay.com

Dayton Flyers

March 1-3 at Hawkins Field

Team Information

Coach Jayson King
Conference Atlantic 10
Last Game vs. Vanderbilt..... First Meeting
2018 Overall Record 21-31
2018 Conference Record 10-14
2018 Postseason None

Field Information

Name Woerner Field
Dimensions LF- 330, CF- 400, RF- 330

Media Relations

Contact Jay Kafer
Phone 937.229.4460
E-mail kaferj1@udayton.edu
Web daytonflyers.com

Davidson Wildcats

March 5 at Hawkins Field

Team Information

Coach Rucker Taylor
Conference Atlantic 10
Last Game vs. Vanderbilt..... VU 7-3 (3/5/80)
2018 Overall Record 33-21
2018 Conference Record 14-10
2018 Postseason None

Field Information

Name Wilson Field
Dimensions LF- 320, CF- 385, RF- 320

Media Relations

Contact Justin Parker
Phone 704.894.2931
E-mail juparker@davidson.edu
Web davidsonwildcats.com

OPPONENT INFORMATION



ETSU Bucs

March 6 at Hawkins Field

Team Information

Coach Joe Pennucci
Conference Southern
Last Game vs. Vanderbilt.... VU 9-1 (5/31/13)
2018 Overall Record 28-25
2018 Conference Record 11-13
2018 Postseason None

Field Information

Name Thomas Stadium
Dimensions LF- 325, CF- 400, RF- 325

Media Relations

Contact Mike Ezekiel
Phone 423.439.5612
E-mail etsusportsinfo@etsu.edu
Web etsubucs.com

Illinois State Redbirds

March 8-10 at Hawkins Field

Team Information

Coach Steve Holm
Conference Missouri Valley
Last Game vs. Vanderbilt.. VU 16-10 (3/1/15)
2018 Overall Record 22-30
2018 Conference Record 9-12
2018 Postseason None

Field Information

Name Duffy Bass Field
Dimensions LF- 330, CF- 400, RF- 330

Media Relations

Contact Matthew Gocken
Phone 309.438.5746
E-mail mdgocke@ilstu.edu
Web goredbirds.com

Samford Bulldogs

March 12 at Hawkins Field

Team Information

Coach Casey Dunn
Conference Southern
Last Game vs. Vanderbilt.... VU 8-0 (5/12/04)
2018 Overall Record 37-26
2018 Conference Record 16-8
2018 Postseason Tallahassee Regional

Field Information

Name Joe Lee Griffin Field
Dimensions LF- 330, CF- 399, RF- 335

Media Relations

Contact Joey Mullins
Phone 205.726.2799
E-mail jmmulli1@samford.edu
Web samfordsports.com

Texas A&M Aggies★

March 15-17 at College Station, Texas

Team Information

Coach Rob Childress
Conference Southeastern
Last Game vs. Vanderbilt. A&M 3-1 (5/22/18)
2018 Overall Record 40-22
2018 Conference Record 13-17
2018 Postseason Austin Regional

Field Information

Name Olsen Field at Blue Bell Park
Dimensions LF- 330, CF- 400, RF- 330

Media Relations

Contact Thomas Dick
Phone 979.862.5486
E-mail tddick@athletics.tamu.edu
Web 12thman.com

Belmont Bruins

March 19 at First Tennessee Park

Team Information

Coach Dave Jarvis
Conference Ohio Valley
Last Game vs. Vanderbilt.... BU 8-5 (3/21/18)
2018 Overall Record 19-36
2018 Conference Record 11-19
2018 Postseason None

Field Information

Name E.S. Rose Park
Dimensions LF- 330, CF- 400, RF- 339

Media Relations

Contact Hannah Jo Riley
Phone 615.460.5584
E-mail hannahj.riley@belmont.edu
Web belmontbruins.com

Florida Gators★

March 30-April 1 at Gainesville, Fla.

Team Information

Coach Kevin O'Sullivan
Conference Southeastern
Last Game vs. Vanderbilt.... UF 8-2 (4/1/18)
2018 Overall Record 49-21
2018 Conference Record 20-10
2018 Postseason College World Series

Field Information

Name McKethan Stadium
Dimensions LF-326, CF-400, RF-321

Media Relations

Contact Dan Apple
Phone 352.692.6008
E-mail DanielA@gators.ufl.edu
Web floridagators.com

Lipscomb Bisons

March 26 at First Tennessee Park

Team Information

Coach Jeff Forehand
Conference Atlantic Sun
Last Game vs. Vanderbilt... LIP 5-1 (3/27/18)
2018 Overall Record 24-30
2018 Conference Record 9-12
2018 Postseason None

Field Information

Name Stephen L. Marsh Stadium
Dimensions LF- 330, CF- 405, RF- 330

Media Relations

Contact Kirk Downs
Phone 615.966.5457
E-mail kirk.downs@lipscomb.edu
Web lipscombsports.com

Tennessee Volunteers★

March 29-31 at Hawkins Field

Team Information

Coach Tony Vitello
Conference Southeastern
Last Game vs. Vanderbilt.... UT 8-7 (5/13/18)
2018 Overall Record 29-27
2018 Conference Record 12-18
2018 Postseason None

Field Information

Name Lindsey Nelson Stadium
Dimensions LF- 320, CF-390, RF- 320

Media Relations

Contact Sean Barows
Phone 865.974.7478
E-mail sbarows@utk.edu
Web utsports.com

Western Kentucky Hilltoppers

April 2 at Hawkins Field

Team Information

Coach John Pawlowski
Conference Conference USA
Last Game vs. Vanderbilt.... VU 3-2 (4/10/18)
2018 Overall Record 21-31
2018 Conference Record 11-18
2018 Postseason None

Field Information

Name Nick Denes Field
Dimensions LF- 330, CF- 400, RF- 330

Media Relations

Contact Bryan Fyalkowski
Phone 270.745.5388
E-mail bryan.fyalkowski@wku.edu
Web wkusports.com

★ SEC Opponent



OPPONENT INFORMATION

Georgia Bulldogs★

April 5-7 at Athens, Ga.

Team Information

Coach Scott Stricklin
Conference Southeastern
Last Game vs. Vanderbilt..... VU 8-3 (4/7/18)
2018 Overall Record 39-21
2018 Conference Record..... 18-12
2018 Postseason Athens Regional

Field Information

Name Foley Field
Dimensions..... LF- 350, CF- 404, RF- 314

Media Relations

Contact Christopher Lakos
Phone 706.542.7994
E-mail..... clakos@sports.uga.edu
Web georgiadogs.com

Middle Tennessee Blue Raiders

April 9 at Murfreesboro, Tenn./May 14 at Hawkins Field

Team Information

Coach Jim Toman
Conference Conference USA
Last Game vs. Vanderbilt... VU 21-4 (5/15/18)
2018 Overall Record 27-27-1
2018 Conference Record..... 12-17
2018 Postseason None

Field Information

Name Reese Smith Jr. Field
Dimensions..... LF- 330, CF- 390, RF- 330

Media Relations

Contact Tyler Schiefelbein
Phone 615.904.2378
E-mail..... Schiefelbein@goblueraiders.com
Web goblueraiders.com

Arkansas Razorbacks★

April 12-14 at Hawkins Field

Team Information

Coach Dave Van Horn
Conference Southeastern
Last Game vs. Vanderbilt.... UA 7-1 (5/14/17)
2018 Overall Record 48-21
2018 Conference Record..... 21-12
2018 Postseason CWS Finals

Field Information

Name Baum Stadium
Dimensions..... LF- 320, CF- 400, RF- 320

Media Relations

Contact John Thomas
Phone 479.575.7430
E-mail..... jfthomas@uark.edu
Web arkansasrazorbacks.com

Indiana State Sycamores

April 16 at Hawkins Field

Team Information

Coach Mitch Hannahs
Conference Missouri Valley
Last Game vs. Vanderbilt.... VU 8-5 (2/28/18)
2018 Overall Record 31-24
2018 Conference Record..... 11-10
2018 Postseason None

Field Information

Name Bob Warn Field
Dimensions..... LF- 340, CF- 402, RF- 340

Media Relations

Contact Tim McCaughan
Phone 812.237.4159
E-mail..... timothy.mccaughan@indstate.edu
Web GoSycamores.com

Alabama Crimson Tide★

April 19-21 at Tuscaloosa, Ala.

Team Information

Coach Brad Bohannon
Conference Southeastern
Last Game vs. Vanderbilt..... T, 3-3 (5/20/17)
2018 Overall Record 27-29
2018 Conference Record..... 8-22
2018 Postseason None

Field Information

Name Sewell-Thomas Stadium
Dimensions..... LF- 325, CF- 395, RF- 320

Media Relations

Contact Alex Thompson
Phone 205.348.6084
E-mail..... athompson@ia.ua.edu
Web rolltide.com

Auburn Tigers★

April 25-27 at Hawkins Field

Team Information

Coach Butch Thompson
Conference Southeastern
Last Game vs. Vanderbilt.... AU 14-0 (5/6/18)
2018 Overall Record 43-23
2018 Conference Record..... 15-15
2018 Postseason... Gainesville Super Regional

Field Information

Name Plainsman Park
Dimensions..... LF- 315, CF- 385, RF- 331

Media Relations

Contact George Nunnelley
Phone 334.844.9656
E-mail..... gnunnelley@auburn.edu
Web auburntigers.com

Tennessee Tech Golden Eagles

April 30 at Hawkins Field

Team Information

Coach Justin Holmes
Conference Ohio Valley
Last Game vs. Vanderbilt..... TTU 6-4 (5/8/18)
2018 Overall Record 53-12
2018 Conference Record..... 27-3
2018 Postseason Austin Super Regional

Field Information

Name Bush Stadium
Dimensions..... LF- 329, CF- 405, RF- 330

Media Relations

Contact Mike Lehman
Phone 931.372.3088
E-mail..... mlehman@tnntech.edu
Web ttusports.com

South Carolina Gamecocks★

May 3-5 at Columbia, S.C.

Team Information

Coach Mark Kingston
Conference Southeastern
Last Game vs. Vanderbilt... USC 10-9 (4/29/18)
2018 Overall Record 37-26
2018 Conference Record..... 17-13
2018 Postseason... Fayetteville Super Regional

Field Information

Name Founders Park
Dimensions..... LF- 325, CF- 400, RF- 325

Media Relations

Contact Kent Reichert
Phone 803.777.5257
E-mail..... kent2@mailbox.sc.edu
Web gamecocksonline.com

Louisville Cardinals

May 7 at Louisville, Ky. - Battle of the Barrel

Team Information

Coach Dan McDonnell
Conference Atlantic Coast
Last Game vs. Vanderbilt..... UL 8-4 (5/1/18)
2018 Overall Record 45-19
2018 Conference Record..... 18-12
2018 Postseason Lubbock Regional

Field Information

Name Jim Patterson Stadium
Dimensions..... LF- 330, CF- 402, RF- 330

Media Relations

Contact Garrett Wall
Phone 502.852.3088
E-mail..... g.wall@louisville.edu
Web gocards.com

★ SEC Opponent

OPPONENT INFORMATION



Missouri Tigers★

May 10-12 at Hawkins Field

Team Information

Coach Steve Bieser
Conference..... Southeastern
Last Game vs. Vanderbilt.... VU 6-2 (4/21/18)
2018 Overall Record..... 34-22
2018 Conference Record..... 12-18
2018 Postseason..... None

Field Information

Name..... Taylor Stadium at Simmons Field
Dimensions..... LF- 340, CF- 400, RF- 340

Media Relations

Contact Andy Oldenburg
Phone 573.882.1645
E-mail..... oldenburga@missouri.edu
Web mutigers.com

Kentucky Wildcats★

May 16-18 at Lexington, Ky.

Team Information

Coach Nick Mingione
Conference..... Southeastern
Last Game vs. Vanderbilt.... VU 9-6 (5/19/18)
2018 Overall Record..... 34-22
2018 Conference Record..... 13-17
2018 Postseason..... None

Field Information

Name..... Cliff Hagan Stadium
Dimensions..... LF-340 CF-390 RF-310

Media Relations

Contact Matt May
Phone 859.257.8504
E-mail..... matt.may@uky.edu
Web ukathletics.com

Southeastern Conference

May 22-27 at Birmingham, Ala.

League Information

Commissioner Greg Sankey

SEC Tournament Field Information

Name..... Hoover Metropolitan Stadium
Dimensions..... LF-335, CF-403, RF-335

Media Relations

Contact Ben Beaty
Phone 205.458.3000x3031
E-mail..... bbeaty@sec.org
Web secsports.com

★ SEC Opponent



NASHVILLE INFORMATION



Traveling North Take 65 North to I440 West to Exit #1 I70 East. Take a right on 25th Avenue South. Hawkins Field is two blocks on the right.

Traveling South Take I65 South to I40 East. Exit 209B (Broadway-West End). Turn right on Broadway. When Broadway splits, stay right to enter West End Avenue. The University will be on the left. Take a left on 25th Avenue South and Hawkins Field is two blocks on the right.

Traveling West (From Airport)

Take I40 West to Exit 209A (Broadway-West End). Turn left on Broadway. When Broadway splits, stay right to enter West End Avenue. The University will be on the left. Take a left on 25th Avenue South and Hawkins Field is two blocks on the right.

Traveling East

Take I40 East to Exit 209B (Broadway-West End). Turn right on Broadway. When Broadway splits, stay right to enter West End Avenue. The University will be on the left. Take a left on 25th Avenue South and Hawkins Field is two blocks on the right.

From Chattanooga

Take I24 West until it merges with I40 West. Stay on I40 West to Exit 209A (Broadway-West End). Turn left on Broadway. When Broadway splits, stay right to enter West End Avenue. The University will be on the left. Take a left on 25th Avenue South and Hawkins Field is two blocks on the right.



Travel/Hotel/Local Restaurants

AIRLINES

American	800-433-7300
Continental	800-523-FARE
Corporate	888-555-6565
Northwest	800-225-2525
Southwest	800-435-9792
Trans World	800-221-2000
United	800-241-6522
US Airways	900-256-8267

AUTO RENTALS (615)

Avis (Airport)	361-1212
Budget (Airport)	366-0822
Enterprise (Airport)	275-0011
National (Airport)	340-6547
Thrifty (Airport)	361-6050

BUS LINES (615)

Gray Line Tours	275-1180
-----------------	----------

TAXICABS (615)

Allied Cab.	244-7433
American Rivergate	865-4100
Music City Taxi	262-0451
Yellow Cab	256-0101

HOTELS (615)

Courtyard by Marriott	327-9900
1901 West End Avenue	
Hampton Inn & Suites	320-6060
2330 Elliston Place	
Hampton Inn.	329-1144
1919 West End Avenue	
Holiday Inn Select	327-4707
2613 West End Avenue	
Nashville Marriott	321-1300
2555 West End Avenue	
Loews Vanderbilt Plaza	320-1700
2100 West End Avenue	

LOCAL RESTAURANTS (615)

Blackstone's	327-9969
Brewery/Pub Fare	
1918 West End Avenue	
Chick-fil-a	352-1222
Chicken	
6500 Charlotte Pike	

Chili's	327-1588
American Grill	
2322 West End Avenue	
Chipotle	320-1693
Tex Mex	
2825 West End Avenue	
Pancake Pantry.	383-9333
American	
1796 21st Avenue South	
Rotiers	327-9892
American	
2413 Elliston Place	
Ted's Montana Grille	329-3415
Classic American	
2817 West End Avenue	

VANDERBILT

The
Princeton
Review®

BY THE NUMBERS

#15 NATIONAL UNIVERSITY

#1 HAPPIEST STUDENTS

#2 BEST QUALITY OF LIFE

#5 BEAUTIFUL CAMPUS

#6 COLLEGE CITY STUDENTS LOVE

#6 CAMPUS/CITY RELATIONS



PRESEASON



ALL-AMERICANS

DRAKE FELLOWS
PITCHER

STEPHEN SCOTT
CATCHER

JJ BLEDAY
OUTFIELDER

VandyBoys

13 #VANDYBOYS MADE "THE SHOW" IN 2018



*PEDRO ALVAREZ
TYLER BEEDE
WALKER BUEHLER
CURT CASALI
RYAN FLAHERTY
CARSON FULMER
SONNY GRAY*

*TONY KEMP
MIKE MINOR
DAVID PRICE
DANSBY SWANSON
DREW VERHAGEN
KYLE WRIGHT*



2019 VANDERBILT BASEBALL SCHEDULE

FEB. 15	VIRGINIA^	APRIL 12	ARKANSAS
FEB. 16	CAL STATE FULLERTON^	APRIL 13	ARKANSAS
FEB. 17	TCU^	APRIL 14	ARKANSAS
FEB. 20	EVANSVILLE	APRIL 16	INDIANA STATE
FEB. 22	PEPPERDINE	APRIL 19	ALABAMA
FEB. 23	PEPPERDINE	APRIL 20	ALABAMA
FEB. 24	PEPPERDINE	APRIL 21	ALABAMA
FEB. 26	SOUTHEAST MISSOURI STATE	APRIL 25	AUBURN
FEB. 27	AUSTIN PEAY	APRIL 26	AUBURN
MARCH 1	DAYTON	APRIL 27	AUBURN
MARCH 2	DAYTON	APRIL 30	TENNESSEE TECH
MARCH 3	DAYTON	MAY 3	SOUTH CAROLINA
MARCH 5	DAVIDSON	MAY 4	SOUTH CAROLINA
MARCH 6	EAST TENNESSEE STATE	MAY 5	SOUTH CAROLINA
MARCH 8	ILLINOIS STATE	MAY 7	LOUISVILLE
MARCH 9	ILLINOIS STATE	MAY 10	MISSOURI
MARCH 10	ILLINOIS STATE	MAY 11	MISSOURI
MARCH 12	SAMFORD	MAY 12	MISSOURI
MARCH 15	TEXAS A&M	MAY 14	MIDDLE TENNESSEE STATE
MARCH 16	TEXAS A&M	MAY 16	KENTUCKY
MARCH 17	TEXAS A&M	MAY 17	KENTUCKY
MARCH 19	BELMONT*	MAY 18	KENTUCKY
MARCH 21	FLORIDA	MAY 21-26	SEC TOURNAMENT
MARCH 22	FLORIDA	MAY 31-JUNE 2	NCAA REGIONALS
MARCH 23	FLORIDA	JUNE 7-10	NCAA SUPER REGIONALS
MARCH 26	LIPSCOMB*	JUNE 15-26	COLLEGE WORLD SERIES
MARCH 29	TENNESSEE		
MARCH 30	TENNESSEE	HOME GAME	
MARCH 31	TENNESSEE	AWAY GAME	
APRIL 2	WESTERN KENTUCKY	* AT FIRST TENNESSEE PARK	
APRIL 5	GEORGIA	^ AT SALT RIVER FIELDS (TALKING STICK, AZ)	
APRIL 6	GEORGIA		
APRIL 7	GEORGIA		
APRIL 9	MIDDLE TENNESSEE STATE		

VandyBoys