



# LSU Fighting Tigers (25-4, 13-1)

VS.

## Vanderbilt University

March 4, 2009 7 p.m. CST (LSU Sports Radio Network, Cox Sports TV-TD)  
Pete Maravich Assembly Center -- Baton Rouge, La.

### 2008-09 Schedule

OPPONENT	TIME
N15 JACKSON STATE	W, 79-65
LSU Invitational (Nov. 20-21, 23; 28-30)	
N20 ALCORN STATE	W, 77-45
N23 NORTHWESTERN STATE	W, 91-60
N28 CENTENARY	W, 64-58
N30 TROY	W, 92-57
D2 CAL ST. FULLERTON (FSN)	W, 84-63
D13 GRAMBLING STATE	W, 87-41
D17 NICHOLLS STATE (CST)	W, 68-56
D20 1-Texas A&M	L, 61-72
D22 MCNEESE STATE (CST)	W, 62-59
D27 WASHINGTON STATE (ESPN2)	W, 64-52
D31 LOUISIANA-LAFAYETTE (CST)	W, 81-79
J3 SOUTHEASTERN LOUISIANA	W, 90-61
J6 At Utah (The Mountain)	L, 61-91
J11 At Alabama* (Raycom)	L, 59-65
J14 SOUTH CAROLINA * (CST-TD)	W, 85-68
J17 At Ole Miss * (Raycom)	W, 83-51
J21 MISSISSIPPI STATE *	W, 81-57
J24 XAVIER (ESPN2)	L, 70-80
J28 At Tennessee * (Raycom)	W, 79-73
100th Anniversary Basketball Game	
J31 ARKANSAS * (FSN)	W, 79-69
F4 at Georgia *	W, 80-62
F8 ALABAMA * (Raycom)	W, 76-62
F11 at Mississippi State * (2ot)	W, 97-94
F14 OLE MISS * (FSN)	W, 73-66
F18 at Arkansas *	W, 72-69
F21 AUBURN *	W, 79-72
F24 FLORIDA * (ESPN)	W, 81-75
F28 at Kentucky * (CBS Sports)	W, 73-70
M4 VANDERBILT * (CST-TD)	7 p.m.
M7 at Auburn * (Raycom)	3 p.m.
M12-15 2-SEC Tournament	TBA

\* - Denotes SEC Games.

1-At Toyota Center, Houston; 2- Tampa, Fla.. TV -- Raycom (1st two rounds), Raycom/ESPN (semifinals), CBS (finals)

### On the Air

**TELEVISION \* CST (Delay to 9 p.m.)**

**Play-by-Play:** Lyn Rollins

**Analyst:** Collis Temple III

**RADIO \* LSU Sports Radio Network**

**Play-by-Play:** Jim Hawthorne

**Analyst/Host:** Kevin Ford

XM Satellite Radio; Flagship: 100.7 FM

### Series History

**Vandy Leads:** 55-47

**Last Game:** L, 92-76, at Nashville, 1/19/08

**At Baton Rouge:** LSU leads, 28-16

**At Nashville:** Vandy leads, 35-14

**Neutral Sites:** LSU leads, 5-4

LSU lost last two years after winning three games in 2005 and 06 ... 5-5 last 10 games.

### Projected LSU Starters and Notes

#### G 5 Marcus Thornton (6-4, 205, Sr., Baton Rouge) 21.0 ppg, 5.5 rpg

19 second half points that helped LSU to its win over Kentucky (2/28) ... 4th assist was on the game-winning pass to Tasmin Mitchell ... Became the 38th player in LSU history to top 1,000 career points in first win over Ark. (1/31) ... Nine games of 30 or more, 33 games of 20 points or more after 32 in win vs. UF (2/24) ... 13 straight scoring double figures.

#### G 14 Garrett Temple (6-6, 190, Sr., Baton Rouge) 7.2 ppg, 4.5 rpg, 4.1 apg

Started 125 career games (82 wins) ... One of just nine players to start on two SEC Championship teams for LSU ... 118 assists, 59 turnovers (2nd in SEC in assist-to-turnover ratio) ... Top 10 at LSU in career blocks, assists, steals, minutes ... Regarded as one of the nation's top defenders ... 5th in league assist avg..

#### G 11 Bo Spencer (6-1, 185, So., Baton Rouge) 11.8 ppg, 2.8 rpg, 2.7 apg

Scored 16 points with four treys in the win over Kentucky (2/28), including one late in the game to give LSU a three-point advantage ... 74 assists, 50 turnovers ... 48-of-114 from the arc (42.1 pct.) and 84.4% FTs.

#### F 1 Tasmin Mitchell (6-7, 235, Jr., Denham Springs, La.) 16.8 ppg, 7.3 rpg

Took his 18th trey of year after trying almost 200 first two years, but it was the three with 10 seconds left that gave LSU the win over UK (2/28) and SEC outright title ... Had 41 points in the win at Miss. St. (2/11), the first over 40 by an LSU player since 1995 ... 20th player in LSU history to have 1,000 points, 500 rebounds.

#### C 21 Chris Johnson (6-11, 210, Sr., Montross, Va.) 8.1 ppg, 7.4 rpg, 2.8 bpg

2nd in SEC in blocked shot average ... Team leader rebounds, blocks ... Sixth LSU player to block 100 in career (12/17) ... Double figure rebounds in five SEC games ... 11 games in double figure scoring this season ... Played just 14 minutes against Kentucky (2/28), battling the flu.

## Tigers Are The 2009 SEC Champions

Tasmin Mitchell's three-pointer with 9.8 seconds remaining was the shot that broke Kentucky's back as LSU won for the first time since 1989 in Rupp Arena, 73-70, in a game that gave LSU the SEC regular season championship.

It is the first for the Tigers since 2006, the third overall (2000, 2006, 2009) and the fourth division title (2000, 2005, 2006, 2009) in the 2000s and it is the second straight time LSU has won the title alone.

The title is LSU's 10th and that is second only to Kentucky among league members for most league championships in men's basketball.

The title also makes LSU the first league school to achieve a unique triple-double having won double figure SEC titles in the three major men's sports -- football, men's basketball and baseball.

### Senior Night

This may be one of the most anticipated senior nights in LSU history ... Garrett Temple, Marcus

Thornton, Chris Johnson, Terry Martin and Quintin Thornton will be honored in pre-game ceremonies beginning at 6:45 p.m. at the Maravich Center.

Much has been made of LSU's present overall streak and it's winning streak in the SEC, but what about it's senior night streak ... LSU has had much success on its final home game, winning each of the last 10 senior day games.

### Tigers Rankings Update

LSU's two wins over Florida and at Kentucky bolted the Tigers up to 12 in the AP poll and 11 in the ESPN/USA Today poll in its third week back in the poll ... It is the highest AP ranking for LSU since the sixth and seventh polls of 2006-07 when LSU was ranked 12th.

LSU has won four games since being ranked, bringing it AP record when ranked to 256-91 and LSU will play Wednesday as a No. 12 ranked team with a record of 16-3 in that position in the AP poll.

### Team Facts LSU

**RECORD:** 25-4, 13-1

**LAST GAME:** W, 73-70, at Kentucky, 2/28/09

**RANKINGS:** 12 AP, 11 ESPN/USA Today

**HEAD COACH:** Trent Johnson

**CAREER RECORD:** 184-125 (10th year)

**LSU RECORD:** 25-4 (1st year)

**VS. VANDY:** 0-0

### VANDERBILT

**RECORD:** 17-11, 6-8

**LAST GAME:** W, 96-83, vs. SC, 2/28/09

**RANKINGS:** NA

**HEAD COACH:** Kevin Stallings

**CAREER RECORD:** 310-190 (16th year)

**VANDY RECORD:** 187-127 (10th year)

**VS. LSU:** 6-6

**LSU Sports Information**  
PO Box 25095, Baton Rouge, LA 70894

**Basketball Contact: C. Kent Lowe**  
www.LSUsports.net

**Phone - 225.578.8226**  
**Fax - 225.578.1861**

# Media Services

## Trent Johnson Interview Opportunities

Coach Trent Johnson is usually available in his office for early morning appointments and phone interviews. Please contact Basketball SID Kent Lowe (225-578-1864, [clowe@lsu.edu](mailto:clowe@lsu.edu)) at least 24 hours in advance for scheduling. Phone interviews can also be set up through Basketball Secretary Pam LeBlanc (225-578-8217).

### SEC Teleconference

The 12 SEC coaches are featured on a teleconference each Monday and Thursday January through March through the conference season. The conference starts at 10 a.m. (CST). Coach Johnson is on at 10:28 a.m. CST. To access the media only number contact Kent Lowe or the Southeastern Conference Media Relations Office (205-458-3010).

### Media Sessions

Coach Johnson will normally

meet with the media two days prior to games, usually after practice, in the curtain room across from the LSU dressing room ... Once SEC play begins the normal media sessions will be on Monday and Thursday afternoons ... Some travel and scheduling issues may change the time and day so media should contact the Sports Information Office to confirm start time.

### The Trent Johnson Show, Presented by Capital One Bank on The LSU Sports Radio Network

The weekly call-in show takes place Mondays at 7 p.m. from Walkon's Bistro at the corner of Nicholson and Burbank ... The show runs through the end of the regular season ... The show airs in Baton Rouge on Eagle 98.1 FM, on the Internet at [www.LSUsports.net](http://www.LSUsports.net) and on many LSU Sports Radio Network affiliates ...

There will be no show the week of Jan. 5 with the show resuming Jan. 12 through the remainder of the SEC season.

### Inside LSU Basketball with Coach Trent Johnson

Coach Johnson's weekly TV show is on a state-wide network ... WBRZ-TV, Channel 2, airs the show at 10:35 p.m. Sunday ... The show resumes on Jan. 13 with the final show on March 12 ... The show can also be seen on Cox Cable 4 in Baton Rouge Mondays at 9:30 p.m. and on Cox Sports Television (Ch. 37 on Cox Cable) on Wednesdays at 5:30 p.m. ... Other markets are KLAX-TV in Alexandria, Cox Channel 8 in Lake Charles, KEJB-TV in Monroe, KWBj in Mogan City, WGNO-TV in New Orleans and KMSS in Shreveport.

## LSU Player Interview Opportunities

### Media Sessions

The players will be available at the media sessions that Coach Johnson will conduct normally two days prior to the game. Please let Kent Lowe (225-578-1864, [clowe@lsu.edu](mailto:clowe@lsu.edu)) know which players you would like to have at the media session at least 24 hours in advance.

### LSU Satellite Newsfeed

For more information on satellite feeds and coordinates please call Assistant

Athletic Director/Television Director Kevin Wagner (225-578-1797)

### Post Game

Coach Johnson will be in the L-Club Room of the Maravich Center to visit with the media ... Requested players will be brought to the L-Club as well. NOTE FOR THE FIRST GAME ONLY, THE POST-GAME SESSION WILL BE IN THE CURTAIN ROOM ... **THE LSU DRESSING ROOM IS CLOSED** ... To reach the L-

Club, exit the building on the Southwest side and once outside turn left and go down the first set of steps to the L-Club ... The visiting team dressing area is in the Northeast Corridor and across from the media work area ... The visiting coach has an interview area (where the pre-game meal is served) that he can use for his post-game media obligations if he wishes.

## Who to Contact

### LSU Sports Information Office

(225) 578-8226

### Asst. AD/Sports Info. Director

Michael Bonnette - [mbonnet@lsu.edu](mailto:mbonnet@lsu.edu)

### Sr. Associate SID (Basketball)

C. Kent Lowe - [clowe@lsu.edu](mailto:clowe@lsu.edu)

### Asst. Men's Basketball Contact

Elizabeth Stuart -- [estuart1@lsu.edu](mailto:estuart1@lsu.edu)

### LSU Sports Television Network

(225) 578-1797

### Director of Television

Kevin Wagner - [jwagne2@lsu.edu](mailto:jwagne2@lsu.edu)

### Manager/Television

John Schiebe -- [jschieb@lsu.edu](mailto:jschieb@lsu.edu)

### Producer/Television

David Landry -- [dlandry@lsu.edu](mailto:dlandry@lsu.edu)

### LSU Sports Radio Network

(225) 578-1882

### Director of Radio

Jim Hawthorne - [lsuradio@lsu.edu](mailto:lsuradio@lsu.edu)

## LSU Athletics Online

### [www.LSUsports.net](http://www.LSUsports.net)

The Official Website of LSU Athletics is home to all the basketball information you need. Schedules, results, rosters, bios, statistics and game notes can be found. The **GAMEDAY** section, updated daily, has all relevant info for the upcoming game.

### <http://media.lsusports.net>

Media can access images for all LSU teams, including action shots, heads shots, logos, etc. To gain access, email Michael Bonnette or Kent Lowe. You will be assigned a login and password that will enable you to retrieve pictures. This service is for the media use only.

### LSUsports.net/media

Request Credentials online, Read the latest Game Notes and Submit Photo Requests.

C. Kent Lowe <a href="mailto:clowe@lsu.edu">clowe@lsu.edu</a>							
Weekly Schedule (Subject to change)							
MONDAY 2	TUESDAY 3	WEDNESDAY 4	THURSDAY 5	FRIDAY 6	SATURDAY 7	SUNDAY 8	
SEC Teleconference -- 10:28 a.m.; The Trent Johnson Radio Show, 7 p.m. Walk-Ons; MEDIA SESSION		Game 30 -- Vandy at LSU, Senior Day, ceremonies 6:45 p.m. (LSU Sports Radio Network, Cox Sports TV-TD)	SEC Teleconference -- 10:28; MEDIA SESSION TBA.	Tigers leave for Auburn, Ala.	Game 31 -- LSU at Auburn, Time TBA (LSU Sports Radio Network) END OF REGULAR SEASON	FINAL Inside LSU Basketball (LSU Sports Television Network) WBRZ-TV in Baton Rouge, 10:35 p.m.	
MONDAY 9	TUESDAY 10	WEDNESDAY 11	THURSDAY 12	FRIDAY 13	SATURDAY 14	SUNDAY 15	
SEC Teleconference -- 10:28 a.m. Final edition The Trent Johnson Radio Show, 7 p.m. Walkons	SEC Tournament Media Session After Practice TBA	Tigers leave for SEC Tournament in Tampa 7 p.m. practice Arena Floor		Noon CST (1 p.m. EST) -- LSU's first game in SEC Tournament in Tampa. (LSU Sports Radio Network, Raycom)	Possible semifinal game, Noon CST (1 p.m. EST) (LSU Sports Radio Network, Raycom, ESPN)	Possible Championship Game Noon CST (1 p.m. EST) (LSU Sports Radio Network, CBS) SELECTION SUNDAY, 5 p.m.	

# Trent Johnson

Head Coach • 1st year at LSU

While it's true that the background of Trent Johnson, who was selected the 20th head men's basketball coach at LSU on April 10, 2008, may not have truly been known by casual basketball fans, those who are students of the game knew this was a quality coaching hire with a resume' of success that was unequaled.

The record of success shows that this is a fierce competitor who exudes toughness and demands it of his players. But while making those demands, he is devoted to his players and very protective of his team. His loyalty to his former players is evident by the fact that two of his former players are now members of the LSU coaching staff.

Trent Johnson is a program builder. He is the newest link to the 100-year tradition that is LSU men's basketball, visiting with former players and coaches to bring together the past, the present and the future of the program.

Johnson is charged also with the development of athletes both on and off the court and off the court he is working hard to make sure student-athletes understand the "student" part of their days at LSU. As he has proven in head coaching tenures at Nevada and Stanford, he has developed not just successful athletes and winning basketball teams, but young men who are having success in life.

In his nine years combined as a Division I head coach at both Stanford and Nevada, he has won 159 games and taken teams the last six years to post-season play, including four NCAA appearances.

Johnson, who also served as a Stanford assistant from 1996-99, made an immediate impact when he returned as the head coach at The Farm in 2004. He was the only head coach in Stanford history to guide the Cardinal to the postseason in each of the first four seasons, with three NCAA Tournament berths in those four years including a trip to the NCAA Sweet 16 this past year.

In 2008, the Cardinal was 28-8, earning a No. 3 seed in the NCAA Tournament. Stanford finished 13-5 in the Pac-10, finishing second to UCLA,

earning Johnson Pac-10 Coach of the Year honors.

Johnson's first college head coaching position came at Nevada as he revitalized the Wolfpack program in his five year (1999-04). Prior to his arrival Nevada had never won an NCAA Tournament game. In 2003, Johnson was named WAC Coach of the Year when his team won 18 games and got an NIT bid. In 2004 his team won the league and tourney title with a school record tying 25 wins, advancing to the Sweet 16.

Johnson was at Stanford at an assistant for three years before becoming a head coach. The Cardinal advanced to the NCAA Final Four in 1998.

Prior to that Johnson was an assistant coach at Utah from 1986-89, Washington (1989-92) and Rice (1992-96).

Johnson got his coaching start at the prep level, serving as an assistant coach at Boise High from 1980-85. While at Boise High, Johnson coached the sophomore "B" team while also serving as an assistant on the varsity squad.

During his successful playing career at Boise State (1974-78), Johnson finished in the top 10 in scoring and rebounding. In 1976, the Broncos won the Big Sky Tournament and advanced to the NCAA Tournament. In his senior season he was named All-Big Sky.

Johnson earned his Bachelor of Science Degree in Physical Education from Boise State in 1986.

Johnson, who was born in Berkeley, Calif., and calls Seattle, Wash., his home, is married to Jackie and they have two children: a daughter, Tinishia, 25, and a son, Terry, 22.

Johnson brings a wealth of experience to his new job at LSU. He also brings a knowledge of the game that will excite longtime fans of LSU basketball looking for a new beginning to the program. He understands that as LSU basketball celebrates its 100th anniversary that there is a tradition and history of the program that he wants everyone to embrace. He sees the potential of the program and can't wait to put his mark on it.

**2**

>NCAA Sweet 16 appearances (Nevada, 2004; Stanford, 2008)

**2**

>NBA First-Round Selections in 2008 -- The Lopez Twins.

**2**

>Number of times Stanford's Dan Grunfeld made CoSIDA/ESPN The Magazine Academic All-America.

**6**

>Number of consecutive years Trent Johnson has taken a team to post-season play.

**8**

>Number of wins over top 25 teams in last two years at Stanford.

**10**

>Seasons as a Division I Head Coach (5 Nevada, 4 Stanford, 1 LSU)

**20**

>20th head men's basketball coach at LSU.



## The Johnson File

**NAME:** Trent Johnson  
**BIRTH DATE:** September 12, 1956  
**AGE:** 52  
**BIRTHPLACE:** Berkeley, Calif.  
**HOMETOWN:** Seattle, Wash.  
**WIFE:** Jackie  
**CHILDREN:** Tinishia (25), Terry (22)  
**COLLEGE:** BS, Boise State University, 1986

## PLAYING EXPERIENCE

### Boise State University (Boise, Idaho)

Finished in the top 10 in career scoring and rebounding at the school ... In 1976, team advanced to NCAA Tournament after winning the Big Sky Tournament ... In his junior year, named the Most Improved Player and in his final season was named All-Big Sky.

## COACHING EXPERIENCE

**1986-89** - Assistant Coach, Utah

**1989-92** - Assistant Coach, University of Washington

**1992-96** - Assistant Coach, Rice.

**1996-99** - Assistant Coach, Stanford

**1999-04** - Head Coach, University of Nevada ... Compiled a 79-74 overall record ... 2003 team went to NIT, 2004 team was 25-9, 13-5 in the WAC ... Team won the WAC Tourney and advanced to the NCAA Sweet 16.

**2004-08** - Head Coach, Stanford ... Four year record of 80-47 ... Team advanced to post-season play each of his four years, making six straight seasons of post-season play for teams he coached ... 2008 team won 28 games, was 13-5 in the Pac-10 and advanced to the NCAA Sweet 16.

**April 10, 2008** -- Named the 20th Head Basketball Coach at LSU.

## The Trent Johnson Record

YEAR	SCHOOL	/---OVERALL---/		/---CONF---/		FINISH
		W-L	PCT.	W-L	PCT.	
1999-00	Nevada	9-20	.310	6-10	.375	3rd-Big West
2000-01	Nevada	10-18	.357	3-13	.187	9th-WAC
2001-02	Nevada	17-13	.567	9-9	.500	5th-WAC
2002-03	Nevada	18-14	.562	11-7	.611	4th-WAC NIT First Round
2003-04	Nevada	25-9	.735	13-5	.722	1st Reg. Season/Tourney Champ; NCAA Sweet 16
2004-05	Stanford	18-13	.581	11-7	.611	4th-Pac 10/NCAA First Round
2005-06	Stanford	16-14	.533	11-7	.611	5th-Pac 10/NIT Second Round
2006-07	Stanford	18-13	.581	10-8	.555	6th-Pac 10/NCAA First Round
2007-08	Stanford	28-7	.800	13-5	.722	2nd-Pac10/NCAA Sweet 16
<b>2008-09</b>	<b>LSU</b>	<b>25-4</b>	<b>.862</b>	<b>13-1</b>	<b>.928</b>	<b>1st-West, SEC Champs</b>
<b>Totals</b>	<b>10 Years</b>	<b>184-125</b>	<b>.595</b>	<b>100-72</b>	<b>.581</b>	<b>6 tournaments, 2 NCAA Sweet 16</b>
<b>Nevada</b>	<b>5 Years</b>	<b>79-74</b>	<b>.516</b>	<b>42-44</b>	<b>.488</b>	<b>1 WAC Tourn. title, 1 NCAA Sweet 16</b>
<b>Stanford</b>	<b>4 Years</b>	<b>80-47</b>	<b>.630</b>	<b>45-27</b>	<b>.625</b>	<b>4 tournaments, 1 NCAA Sweet 16</b>
<b>LSU</b>	<b>1 Year</b>	<b>25-4</b>	<b>.862</b>	<b>13-1</b>	<b>.928</b>	

## CAREER SPECIALTY NUMBERS

### CAREER DOUBLE-FIGURE GAMES

Tasmin Mitchell 75  
 Marcus Thornton 51  
 Terry Martin 35  
 Garrett Temple 29  
 Chris Johnson 28  
 Bo Spencer 22  
 Alex Farrer 3  
 Storm Warren 1

### CAREER DOUBLE-FIGURE REBOUNDS

Tasmin Mitchell 17  
 Chris Johnson 14  
 Marcus Thornton 6  
 Storm Warren 1  
 Garrett Temple 1

### CAREER DOUBLE-FIGURE ASSISTS

Garrett Temple 1

### CAREER DOUBLE-DOUBLES

Tasmin Mitchell 16  
 Chris Johnson 9  
 Marcus Thornton 6  
 Storm Warren 1

### CAREER THREE-POINTERS

Marcus Thornton 154  
 Terry Martin 112  
 Garrett Temple 108  
 Tasmin Mitchell 79  
 Bo Spencer 68  
 Chris Johnson 19  
 Alex Farrer 17  
 Chris Bass 4  
 Garrett Green 2

### CAREER ASSISTS

Garrett Temple 462  
 Tasmin Mitchell 223  
 Bo Spencer 117  
 Terry Martin 111  
 Marcus Thornton 104  
 Alex Farrer 59  
 Chris Johnson 64  
 Chris Bass 38  
 Quintin Thornton 26  
 Storm Warren 6  
 Delwan Graham 5  
 Garrett Green 3

### CAREER BLOCKS

Chris Johnson 161  
 Garrett Temple 106  
 Tasmin Mitchell 65  
 Terry Martin 23  
 Marcus Thornton 22  
 Storm Warren 15  
 Alex Farrer 12  
 Quintin Thornton 11  
 Delwan Graham 7  
 Garrett Green 5  
 Bo Spencer 4  
 Chris Bass 1

## 2008-09 LSU Men's Basketball Roster

NO.	NAME	CL.	POS.	HT.	WT.	EXP.	HOMETOWN/LAST SCHOOL
1	Tasmin Mitchell	Jr.	F	6-7	235	2VL	Denham Springs, La./D. Spr. HS
2	Delwan Graham	Fr.	F	6-5	215	HS	Atlanta, Ga./Dunwoody HS
3**	Garrett Green	So.	F	6-10	235	1VL	Woodland Hills, Calif/Taft HS
4	Chris Bass	Fr.	G	6-0	180	HS	Baton Rouge, La./Lee Academy (Ma.)
5	Marcus Thornton	Sr.	G	6-4	205	1L	Baton Rouge, La./Kilgore JC
11	Bo Spencer	So.	G	6-1	185	1L	Baton Rouge, La./Glen Oaks HS
13	Terry Martin	Sr.	G	6-6	210	2VL	Monroe, La./Texas Tech
14	Garrett Temple	Sr.	G	6-6	190	3VL	Baton Rouge, La./University HS
15**	Dennis Harris	Fr.	F	6-10	195	HS	Jonesboro, Ga./Mundy Mills HS
20	Zach Kinsley	Fr.	G/F	6-5	200	HS	Baton Rouge, La./St. Thomas More (CN)
21	Chris Johnson	Sr.	C	6-11	210	3VL	Montross, Va./Laurinburg Prep (NC)
24	Storm Warren	Fr.	F	6-7	220	HS	Monroe, La./Richwood HS
30	Alex Farrer	Jr.	G	6-5	205	2VL	Phoenix, Ariz./St. Mary's HS
32	Quintin Thornton	Sr.	F	6-9	240	JC	Orlando, Fla./Odessa College

\*\*redshirt in 2008-09

**Head Coach:** Trent Johnson (Boise State, '86), 1st year at LSU

**Assistant Coach:** Donny Guerinoni (Nevada, '01), 1st year at LSU

**Assistant Coach:** Keith Richard (ULM, '82), 1st year at LSU

**Assistant Coach:** Brent Scott (Rice, '03), 1st year at LSU

**Director of Basketball Operations:** Chris Bobel (Stanford, '07), 1st year at LSU

### Transactions

Dennis Harris announced as redshirt prior to first game (11/15) ... Garrett Green announced as red-shirt after Cal State Fullerton game (12/2) ... Bo Spencer slightly injured left shoulder against Nicholls (12/17), but started and played since that game ... Marcus Thornton, sprained toe against A&M, continues to play ... Terry Martin did not dress for McNeese (12/22), Washington St. (12/27) and ULL (12/31), coaches decision; dressed and return to action at Utah (1/6) ... Bo Spencer did not dress against Ole Miss (2/14) and at Arkansas (2/18) with sprained left ankle suffered at Miss. State (2/11).

### The Numbers Game

Here are some of the important numbers with the LSU basketball program:

**13,939** -- Largest paid attendance for Xavier game (1/24) since the reconfiguration of building lowered capacity to 13,215 ... All tickets sold out plus over 2,700 students.

**1992** -- Last year LSU had an aggregate total of 200,000 paid attendance -- LSU at 204,585 with one home game remaining.

**3** -- Number of years average home attendance is over 10,000 in last 14 seasons ('00, '07, '09)

**101** -- Number of years for the LSU basketball program ...

**72** -- LSU has scored at least 72 points in each of its 13 Southeastern Conference wins.

**74** -- Number of consecutive wins against Louisiana schools in the Maravich Center since Dec. 8, 1988.

**38** -- Number of 1,000 career point scorers at LSU, joined by Tasmin Mitchell (12/17) in home win over Nicholls State and Marcus Thornton in win over Arkansas (1/31).

**9** -- No. of teams in Division I teams as of Monday AM with at least 25 wins (LSU, N.Carolina, Creighton, Oklahoma, UConn, Pitt, Memphis, Butler, Utah State)

**21** -- School record number of home games in 2008-09.

**20** -- Number of players at LSU with 1000 career points-500 rebounds (latest Tasmin Mitchell)

**17** -- Maravich Center win streak stopped 1/24 by Xavier, 4th longest in 38-year history of arena.

**16** -- Number of career double doubles by Tasmin Mitchell

**10** -- Assists by Garrett Temple against Troy (11/30), first double figure assists game by an LSU player since Jan. 2005

**9** -- Career 30-plus point games for Marcus Thornton ... 6 this year - 32 vs. Troy (11/30), 33 vs. SE La. (1/3), 31 vs. Miss. St. (1/21), 30 vs. Xavier (1/24), 30 at UGA (2/4), 32 vs. UF (2/24)

**1995** - Last time before Marcus Thornton an LSU player had back-to-back 30-plus point games (Ronnie Henderson); Also last time a player had 40 points (Henderson), before Tasmin Mitchell's 41 against Miss. State (2/11).

**5** -- No. of turnovers LSU had against SE Louisiana (1/3) and at Ole Miss (1/17), season low.

**10** -- SEC home winning streak dating back to last year

**6** -- No. of times this season that two LSU players have scored 20 or more in the same game -- Marcus Thornton and Tasmin Mitchell (5 times); Thornton and Garrett Temple (1 time).

**4** -- Number of SEC Western Division titles LSU has won or shared since 2000.

**10** -- With 2009 SEC title, number of championships LSU has won.

### Last Time Out: LSU 73, Kentucky 70 (2/28, Lexington, Ky.)

It was a January night in 1989 when Chris Jackson and Ricky Blanton were on the Tiger team the last time the Tigers were able to win at Rupp Arena in the final seconds 64-62 ... On Feb. 28, 2009, the Tigers won again at Rupp Arena in the final seconds, 73-70 ... It was the fifth win all-time for LSU in Lexington.

It was Marcus Thornton who took over the game in 2009, scoring 19 second half points and assisting on the winning basket - Tasmin Mitchell's up top three-pointer with 9.7 seconds to play that gave LSU the victory as the Tigers came from behind to win (this time down 10) for the fifth consecutive game. Thornton finished with 23 points with four assists, while Mitchell finished hitting 9-of-13 field goals to total 21 points. Bo Spencer also hit four treys, three in the first half, to finish with 16 points.

LSU shot 46.7 percent for the game, hitting 14-of-30 in each half and 9-of-20 from the arc ... Kentucky would shot 53.8 percent overall but just 3-of-14 from the arc.

The win clinched the SEC regular season title outright and marked LSU's 13th consecutive win in the league and 10th overall win since the Xavier non-conference loss in Baton Rouge on Jan. 24.

## Numbers From The Kentucky Game

- 4 - Number of SEC Western Division crowns LSU has won (all this decade)
- 10 - Number of SEC overall titles LSU has won or shared
- 3 - Number of SEC titles LSU has won in the 2000s.
- 1 - Only school is SEC to have a triple double of at least 10 league titles in FB, BKB, BSB
- 18 - Consecutive games in double figures for Tasmin Mitchell.
- 15 - Consecutive games with a three-pointer for Marcus Thornton
- 5 - Three straight games LSU has had to rally from deficit in the second half.
- 38 - Number of free throws Marcus Thornton has made last 5 games.
- 42 - Number of free throws LSU has made in the second half of the last three games combined.
- 2 - Number of starting lineups LSU has had for this season.
- 13 - Consecutive SEC wins, most in one season at LSU since 1981 team won 17 straight.
- 14 - Number of field goals LSU made in each half.
- 15 - Number of points Marcus Thornton scored in the final 9:35 along with two assists.

## Points In Bunches In SEC

LSU has scored at least 75 points in each of the 10 of the 12 conference wins:

South Carolina - W, 85-68  
 At Ole Miss - W, 83-51  
 Miss. State - W, 81-57  
 At Tennessee - W, 79-73  
 Arkansas - W, 79-69  
 At Georgia -- W, 80-62  
 Alabama - W, 76-62  
 At Miss. State - W, 97-94 (2 ot)  
 Auburn - W, 79-72  
 Florida - W, 81-75

The Tigers are averaging 78.4 points in the conference, despite scoring just 59 in the opening league loss to Alabama ... In 12 of LSU's 13 conference wins, someone has cracked 20 points to lead the Tigers in scoring:

South Carolina - Marcus Thornton 30  
 Mississippi State - Marcus Thornton 21  
 At Tennessee - Marcus Thornton 29  
 Arkansas - Bo Spencer 21  
 At Georgia - Marcus Thornton 30, Tasmin Mitchell 27  
 Alabama - Marcus Thornton 22  
 At Miss. State - Tasmin Mitchell 41  
 Mississippi - Marcus Thornton 22, Tasmin Mitchell 20  
 Arkansas - Marcus Thornton 28, Tasmin Mitchell 20  
 Auburn - Marcus Thornton 21  
 Florida - Marcus Thornton 32, Garrett Temple 21  
 Kentucky - Marcus Thornton 23, Tasmin Mitchell 21

## Funny Thing About Rupp Wins

LSU's last two wins in Rupp Arena have a few similarities of interest in 1989 and 2009.

In the 64-62 win on Jan. 14, 1989, Chris Jackson scored the final 16 points including two free throws with six seconds left to rally LSU from a 55-48 deficit.

In the 73-70 win on Feb. 28, 2009, Marcus Thornton had 15 points and two assists, including the game winning assist with 9.7 seconds left to rally LSU from a 10-point 56-46 deficit.

There were 24,288 at Rupp the night in 1989 when LSU one, the largest crowd at that time at Rupp. Saturday, there were 24,411 on hand which now stands as the fourth largest crowd in Rupp Arena.

One other thing: the play-by-play announcer on ESPN in 1989 was a young announcer named Tim Brando. The announcer on Saturday for CBS was Tim Brando.

## More on Tasmin's 41-Point Night

Tasmin Mitchell's 41 points against Mississippi State (2/11) came exactly 14 years to the day that Ronnie Henderson scored 40 in a 74-66 loss to Alabama in Baton Rouge on Feb. 11, 1995 ... Ironically, that same week, in 1999 LSU played a three-overtime game at Alabama, losing 72-71.

There are nine players who have scored at least 40 points in a game once for the LSU Tigers:

Pete Maravich - 57 times  
 Chris Jackson (Mahmoud Abdul-Rauf) - 11 times  
 Bob Pettit - twice  
 Shaquille O'Neal - twice  
 Kenny Higgs - once  
 Al "Little Apple" Sanders - once  
 Durand "Rudy" Macklin - once  
 Ronnie Henderson - once  
 Tasmin Mitchell - once

## A Unique Triple Double

LSU has clinched at least a share of what would be the 10th Southeastern Conference title the Tigers have won in men's basketball and that gives LSU a unique triple-double in the league's three major men's sports ... LSU has not won the most titles in the three sports, but it is the first school in league history to win

## SEC STANDINGS (3/2)

### Eastern Division

TEAM	SEC	OVERALL
South Carolina	9-5	20-7
Tennessee	9-5	18-10
Florida	8-6	21-8
Kentucky	8-6	19-10
Vanderbilt	6-8	17-11
Georgia	2-12	11-18

### Western Division

TEAM	SEC	OVERALL
LSU	13-1	25-4
Auburn	8-6	19-10
Mississippi State	7-7	17-12
Alabama	6-8	16-12
Ole Miss	6-8	15-13
Arkansas	2-12	14-13

## CAREER DOUBLE-DOUBLES

### TASMIN MITCHELL (16)

Game	Date	Pts	Reb
Southern	11/18/05	19	12
UL-Laf.	12/17/05	16	11
Duke	3/23/06	10	10
Texas	12/10/06	23	10
UConn	1/6/07	16	10
Ole Miss	1/17/07	19	10
Ole Miss	2/14/07	11	10
McNeese St.	11/14/07	14	16
CS Fullerton	12/2/08	16	15
Nicholls State	12/17/08	19	10
McNeese St.	12/22/08	12	10
S. Carolina	1/14/09	30	14
Arkansas	1/31/09	11	10
Alabama	2/8/09	16	11
Miss. State	2/11/09	41	11
Arkansas	2/18/09	20	13

### CHRIS JOHNSON (9)

Game	Date	Pts	Reb
Chaminade	11/20/07	18	11
Ole Miss	2/23/08	12	15
S. Carolina	2/27/08	13	10
Alabama	3/5/08	11	10
S. Carolina	3/13/08	13	14
Centenary	11/28/08	17	14
Tennessee	1/28/09	14	14
Arkansas	1/31/09	18	11
Arkansas	2/18/09	12	12

### MARCUS THORNTON (6)

Game	Date	Pts	Reb
Arizona State	11/21/07	18	12
Villanova	12/6/07	15	13
Wichita St.	12/19/07	12	11
Georgia	3/2/08	36	10
McNeese	12/22/08	15	11
Miss. State	2/11/09	19	10

### STORM WARREN (1)

Game	Date	Pts	Reb
Alcorn State	11/20/08	11	11

## COMPARING THE STATISTICS UPDATE

Overall	LSU	VU
Scoring Average	76.8	70.0
Opp. PPG Average	65.2	65.2
Scoring Differential	+11.6	+4.8

FG Percentage	46.0	44.9
Opp. FG Percentage	40.2	40.1

3 PT FG Pct.	38.2	33.5
Opp. 3FG Pct.	31.8	36.0
3FGs per Game	6.1	6.0

FT Percentage	72.5	71.8
---------------	------	------

Rebound Avg.	39.4	36.7
Opp. Rebound Avg.	33.1	31.8
Reb. Differential	+6.3	+5.0

Assist Average	15.8	12.3
----------------	------	------

TO Average	12.4	15.2
------------	------	------

Blocks Average	6.2	4.4
----------------	-----	-----

Steals Average	8.0	5.8
----------------	-----	-----

### SEC Games

LSU	VU
Scoring Average	78.4 68.9
Opp. PPG Average	68.1 72.0
Scoring Differential	+10.3 -3.1

FG Percentage	46.7	44.3
Opp. FG Percentage	40.4	44.8

3PT FG Pct.	37.1	32.2
Opp. 3FG Pct.	29.7	37.5
3FGs per Game	5.9	5.9

FT Percentage	74.3	69.6
---------------	------	------

Rebound Avg.	40.2	36.0
Opp. Reb. Avg.	34.5	31.8
Reb. Differential	+5.7	+4.2

Assists Average	15.9	10.9
-----------------	------	------

TO Average	12.9	15.7
------------	------	------

Blocks Average	6.5	3.9
----------------	-----	-----

Steals Average	7.4	5.4
----------------	-----	-----

at least 10 titles in each of the three. Alabama is the only other school in the league to have won double figure titles in two of the three (football, baseball).

LSU has won 10 titles in basketball and football and 13 in baseball ... LSU's basketball title years were: 1935, 1953, 1954, 1979, 1981, 1985, 1991, 2000, 2006, 2009. Overall in all sports, LSU's basketball title gives the Tigers and Lady Tigers a total of 114 conference championships.

### Mitchell and Temple Part Of Unique Group

For Tasmin Mitchell and Garrett Temple, they have been consistent starters on conference championship teams in both 2006 and 2008. They join a select group of players that total nine players in the history of LSU basketball to start on two conference championship teams:

1953, 1954 - Bob Pettit, Benny McArdle, Norman Magee, Don Belcher, Ned Clark

1979, 1981 - Greg Cook, Ethan Martin

2006, 2008 - Tasmin Mitchell, Garrett Temple

### Margin of Victory

The Tigers own a four-game lead in the league entering the final week and will win the SEC by at least two games, but right now LSU is on pace to have one of the biggest margins of victory for the title in recent years.

Florida wrapped up the league title early in 2007 and won by three games, while LSU won its league title in 2006 by two games over Tennessee and four games in the Western Division. The last team to win the league by four games came in 2003 when Kentucky was 16-0.

### About Vanderbilt

The stretch of three Eastern Division opponents comes to an end as the Tigers host Vanderbilt in the final home game of the 2008-09 season ... Vanderbilt is 17-11 overall and 6-8 in the SEC Eastern Division, breaking a two-game losing streak with a 96-83 win at Memorial Gym over South Carolina ... A. J. Ogilvy had 28 points on 12-of-15 shooting, while Jermaine Beal hit five treys to score 27 points. Jeffery Taylor had 17 and Brad Tinsley added 16 more as the Commodores shot 62 percent for the game (31-50). Vandy shot 15-of-24 in the first half in building a 47-27 halftime advantage and hit 16-of-26 more in the second half ... Vanderbilt outrebounded South Carolina, 40-32.

Coach Kevin Stallings is in his 10th year as the head coach of the Commodores and his 16th year as a head coach with a stint at Illinois State prior to taking the Vandy job ... Here are the probable starters for Vandy based on the last game:

G - 00 Jermaine Beal (6-3, Jr., DeSoto, Texas) 12.6 ppg, 3.7 rpg, 3.1 apg

G - 01 Brad Tinsley (6-3, Fr., Oregon City, Ore.) 10.7 ppg, 2.5 rpg, 2.8 apg

C - 04 A. J. Ogilvy (6-11, So., Sydney, Australia) 15.2 ppg, 6.9 rpg, 1.6 bpg

F - 33 Steve Tchiengang (6-9, Fr., Douala, Cameroon) 3.8 ppg, 3.2 rpg

F - 44 Jeffrey Taylor (6-4, Jr., Calera, Ala.) 12.1 ppg, 6.1 rpg

### Trent Johnson Wins League Title In Second League

Trent Johnson in his nine previous years as a head coach compiled a record of 87-71 combined in the Western Athletic and Pac-10 conferences ... Johnson was 42-44 at Nevada (although 33-21 in his last three seasons) and 45-27 in his four years at Stanford ... His team won the regular season title in his final year in the WAC at Nevada with a 13-5 record (2004) and finished second with the same record in 2008 at Stanford in the Pac-10 ... With his 13-1 start at LSU, he is now 100-72 in league play.

Johnson has now won a league title in both the Western Athletic Conference and the Southeastern Conference and he has the chance to pull the unique double of winning a possible Coach of the Year title in two leagues in back-to-back years.

### Compared to Past Years

Comparing LSU's 25-4 record to some other LSU teams of past days -

2006 NCAA Final Four Team - 23-6

2000 NCAA Sweet 16 Team - 25-4

1991 SEC Championship Team - 20-9

1986 NCAA Final Four Team - 20-9

1981 NCAA Final Four Team - 26-3

1979 SEC Championship Team - 23-6 (end of year)

1954 SEC Championship Team - 20-5 (end of year)

1953 NCAA Final Four Team - 22-3 (end of year)

### A 13-1 SEC Record

The Tigers have now won 13 straight SEC games to go to 13-1 in the Southeastern Conference ... LSU's 13 straight SEC wins in a single season is the most by a Tiger team since the 1981 team opened with 17 straight league wins in the days of the 18-team round-robin schedule ... The 13 straight league wins is tied for the fourth longest SEC winning streak in school history:

32 - Feb. 4, 1952 to March 6, 1954

23 - Jan. 1, 1934 to Dec. 23, 1935

17 - Jan. 3, 1981 to Feb. 25, 1981

13 - Feb. 16, 2005 to Feb. 1, 2006

13 - Jan 14, 2009 - active \*\*\*\*

LSU has won 11 consecutive SEC home games dating back to the final three of last season and overall 17-of-its-last 19 conference games ... LSU won four straight before losing the season finale at Mississippi State in 2008. LSU lost the opener at Alabama this year, before winning the 13 straight league games.

LSU will be going for its third 8-0 home record in league play in a five year period Wednesday night when the Tigers host Vanderbilt. LSU was 8-0 in both 2005 and 2006 at the Maravich Center.

With the Western Division championship, LSU is the number one seed in the West at the SEC

Tournament in Tampa and will play on Friday after a first-round bye at 1 p.m. EST ... The Tigers would play the winner of a first-round game between West 5 and East 4... The matchup for that game is still unclear as it could be one of four teams in both the West and East entering the final week.

## A Special Winning Season

The Tigers have assured themselves of the 19th, 20-win season in the history of the program and the ... The 2009 Tigers become the sixth team in LSU history to win at least 25 games.

## Ranked Again

For the first time since late January of 2007, the LSU Tigers have found themselves ranked in the major basketball polls as of Feb. 16 ... The Tigers moved in at 23rd in the Associated Press poll and 24th in the ESPN/USA Today coaches poll ... After two more wins, the Tigers were ranked 18th in both polls (2/23) ... Now LSU, after the wins against Florida and at Kentucky, LSU moves up to xxxxxx ... LSU was in the first 12 polls of the 2006-07 season, dropping out after a No. 21 ranking by Associated Press ... This week marks LSU's 192nd appearance in the poll since their poll debut on Dec. 16, 1952.

LSU is 256-91 (73.8 percent) when playing as a ranked team in the poll and their record as the 18th ranked team in the AP poll is now 10-3.

## Tigers Finally Had To Change Lineup

Every game through the first 24 has had one consistent - the same lineup has been put in the official scorebook by assistant coach Brent Scott for the Tigers - guards Bo Spencer, Marcus Thornton and Garrett Temple, forward Tasmin Mitchell and center Chris Johnson.

But with Spencer's ankle injury that kept him out of two games, Coach Scott had to remember to check Terry Martin's name as he returned to the starting lineup for the first time in his senior season in games against Ole Miss (2/14) and at Arkansas (2/18).

The Tigers went back to its initial lineup against Auburn (2/21) as Spencer returned to the court.

A check of the last 21 years shows that there has been no season where an LSU team went all the way with one lineup.

## All-Century Team Announced

As part of the LSU Centennial Weekend (Jan. 30-31), the 16-members of the All-Century team were announced at halftime of the game. The players chosen by a combined vote of the fans and a select committee of players and historians were:

**Mahmoud Abdul-Rauf (played at LSU under Chris Jackson), 1989-90**

**Brandon Bass, 2004-05**

**Ricky Blanton, 1986-86; 88-89**

**Howard "Hi-C" Carter - 1980-83**

**Glen Davis - 2005-07**

**Joe Dean, Sr. - 1950-52**

**Durand "Rudy" Macklin - 1977-81**

**"Pistol" Pete Maravich - 1968-70**

**Ethan Martin - 1978-81**

**Shaquille O'Neal - 1990-92**

**Bob Pettit - 1952-54**

**Don Redden - 1983-86**

**Al "Little Apple" Sanders III - 1970-72**

**Stromile Swift - 1999-00**

**Collis Temple, Jr. - 1972-74**

**Sparky Wade - 1932-35**

Three of the players have had their numbers retired at LSU (Pettit, Maravich, O'Neal), two are in the Naismith Basketball Hall of Fame (Pettit, Maravich) and seven were first-team All-Americans (Wade-1935, Pettit-1953, 54, Maravich-1968, 69, 70, Macklin-1981, Jackson-1989, 90, O'Neal-1991, 92, and Davis-2006. Every SEC Player of the Year since 1968 chosen by the coaches or wire services made the team (Maravich, Macklin, Jackson, O'Neal, Swift, Bass and Davis) and seven were first-round choices in the National Basketball Association (Dean, Pettit, Maravich, Carter, Jackson, O'Neal and Swift).

## Alumni Game Turns Into Shootout

Almost 150 former players showed up for the weekend and a group of 30 took part in an Alumni Game prior to the Jan. 31 centennial game against Arkansas. The White team won, 91-76, over the Purple in a game in which neither team elected to show any defensive tendencies. Although the crowd of 4,000 had to agree that there were still some offensive skills around on the players that dated back as far as 1960s player Dick Maile who took part in the event.

In all 130 shots were taken and the two teams combined to actually shoot right at 41 percent for the event.

## Block Party

The Tigers had an impressive 16 blocks in the contest against Alcorn State (11/20), tying a long-standing LSU record that featured two of LSU's premier shot blockers - Shaquille O'Neal and Stanley Roberts. The Tigers last blocked 16 shots against Texas on Jan. 2, 1990 in a game played in Houston that LSU won, 124-113.

LSU's 11 blocks against Ole Miss (2/14) marked the fourth time this season LSU has double figure blocks in a game and LSU now has 180 for the season, already the seventh most blocks in a single season ... LSU is third in the league in blocked shot average at 6.2 a game.

## A Most Successful Home Season

LSU had its 17-game home winning streak snapped on Jan. 24 by Xavier, but the winning streak will go down as the fourth longest winning streak in the 38-year history of the Pete Maravich Assembly Center:

## TIGER TRENDS

<b><u>LSU RECORD...</u></b>	<b><u>08-09</u></b>
In November	5-0
In December	6-1
In January	6-3
In February	8-0
In March	
In April	

### **LSU vs. AP Ranked Opponents**

At home	0-1
On the road	
Neutral	

### **LSU's Record in Games...**

Decided by 5 pts or less	5-0
Decided by 10 pts or less	10-2
Decided by 11 pts or more	15-2
At night	17-2
During the day	8-2
Decided in Overtime	
Televised	13-3

### **LSU's Record When Scoring...**

Less than 60 points	0-1
60-69 points	4-2
70-79 points	9-1
80-89 points	8-0
90-99 points	4-0
100 or more points	

### **LSU's Record When Allowing...**

Less than 60 points	9-0
60-69 points	10-1
70-79 points	5-1
80-89 points	0-1
90-99 points	1-1
100 or more points	

### **LSU's Record When...**

Leading at the half	19-1
Losing at the half	4-3
Tied at the half	2-0
Lead 10 minutes left	20-0
Losing 10 minutes left	5-4
Tied 10 minutes left	
Lead 5 minutes left	22-0
Losing 5 minutes left	3-4
Tied 5 minutes left	

### **LSU's Record When Shooting...**

50% or higher	5-0
Less than 50%	20-4
Better than opponent	23-1
Worse than opponent	2-3
Even Shooting	
More 3PT FGs than opp.	12-1

### **LSU's Record When...**

Outrebounding opp.	20-1
Outrebounded by opp.	4-3
Equal rebounds	1-0

### **LSU's Record When Committing...**

Fewer TO than opp.	14-3
More TO than opp.	7-1
Equal TO	4-0
15 or fewer TO	19-3

## CAREER LISTS

### LSU SCORING LEADERS

1. Pete Maravich	1967-70	3,667
2. Durand Macklin	1976-81	2,080
---		
16. Torris Bright	1999-03	1,463
17. Tasmin Mitchell	active	1,386
---		
26. Ethan Martin	1977-81	1,276
27. Antonio Hudson	2001-05	1,269
28. Marcus Thornton	active	1,216

### LSU SCORING AVERAGE

1. Pete Maravich	1967-70	44.2
2. Chris Jackson	1988-90	29.0
---		
4. Shaquille O'Neal	1989-92	21.6
5. Glenn Hansen	1973-75	20-5
6. Ronnie Henderson	1993-96	20.3
6. Marcus Thornton	active	20.3

### LSU REBOUNDING LEADERS

1. Durand Macklin	1976-81	1,276
2. Shaquille O'Neal	1989-92	1,217
---		
20. Clarence Ceasar	1991-95	670
21. Tasmin Mitchell	active	619

### LSU ASSIST LEADERS

1. Kenny Higgs	1974-78	645
2. Ethan Martin	1977-81	638
3. Torris Bright	2000-03	544
4. Garrett Temple	active	466

### LSU STEAL LEADERS

1. Clarence Ceasar	1991-95	310
2. Ethan Martin	1977-81	279
---		
6. Jerry Reynolds	1982-85	194
7. Garrett Temple	active	185

### LSU BLOCK LEADERS

1. Shaquille O'Neal	1989-92	412
2. Chris Johnson	active	161
3. Stromile Swift	1998-00	130
4. Glen Davis	2004-07	110
5. Garrett Temple	active	106

### LSU 3 PT LEADERS

1. Darrel Mitchell	2002-06	258
2. Torris Bright	2000-03	237
---		
7. Collis Temple III	2000-03	171
8. Maurice Carter	1995-99	157
9. Marcus Thornton	active	154

### LSU MINUTES PLAYED

1. Howard Carter	1979-83	4276
2. Torris Bright	2000-03	4250
3. Garrett Temple	active	4240

### LSU 3 PT PERCENTAGE

1. Justin Anderson	1991-92	.489
2. Jamie Brandon	1991-93	.438
---		
5. Mike Hansen	1990-93	.397
6. Darrel Mitchell	2002-06	.396
7. Marcus Thornton	active	.387
8. Bo Spencer	active	.386
9. Landers Nolley	1994-96	.383

23 - 15 games 1980-81 season; First 8 games 1981-82 season

18 - Last 8 games 1983-84 season; First 10 games 1984-85 season

18 - Last 7 games 1989-90 season; First 11 games 1990-91 season

17 - Last 3 games 2007-08 season; First 14 games 2008-09 season \*\*\*

This will be the 11th straight year LSU has had a winning record at home ... LSU is 19-1 at home, the most wins for an LSU team in a season in the 38-year history of the Pete Maravich Assembly Center ... In both 1990 and 2003, the Tigers won 16-of-18 home games.

LSU has had two break-even seasons but never a losing season in what was first known as the LSU Assembly Center and in Aug. 1988 renamed the Pete Maravich Assembly Center ... LSU is 442-146 in the building (75.2 percent) and 211-114 (64.9 percent) in SEC play.

LSU and South Carolina are the only unbeaten league teams at home with LSU and South Carolina with seven wins.

### Big-Time Crowds

Since the building was remade into its present seating configuration of 13,215 before the 2005-06 there had been one paid sellout of 13,468 against Georgia on Jan. 25, 2006 prior to the Xavier game in January when a nation-wide TV audience saw the PMAC sold out again to the tune of 13,939. Now put Florida in the paid over capacity total at 13,345 this past Wednesday. Paid attendance total is based on tickets sold in available seats plus the number of students who use their free seat total.

Here are the top paid attendances at LSU games since the present seating configuration was installed prior to the 2005-06 season (Eight of the top 15 are now from this season):

1. 13,939 - vs. Xavier - Jan. 24, 2009
2. 13,468 - vs. Georgia - Jan. 25, 2006
3. 13,345 - vs. Florida - Feb. 24, 2009
4. 13,121 - vs. Connecticut - Jan. 6, 2007
5. 12,698 - vs. Arkansas - Jan. 31, 2009
6. 12,507 - vs. Ole Miss - March 4, 2006
7. 12,401 - vs. Florida - Feb. 24, 2007
8. 12,053 - vs. Texas A&M - Dec. 5, 2006
9. 11,871 - vs. Auburn - Feb. 21, 2009
10. 11,709 - vs. Miss. State - Jan. 21, 2009
11. 11,674 - vs. Alabama - Jan. 31, 2007
12. 11,576 - vs. Kentucky - Feb. 25, 2006
13. 11,511 - vs. Jackson State - Nov. 15, 2008
14. 11,425 - vs. Ole Miss - Feb. 14, 2009
15. 11,393 - vs. South Carolina - Jan. 14, 2009

The Xavier game drew an actual scanner total of 12,206, the best actual since the renovation:

1. 12,206 - vs. Xavier, Jan. 24, 2009
2. 12,023 - vs. UConn, Jan. 6, 2007
3. 11,780 - vs. Georgia, Jan. 25, 2006
4. 11,187 - vs. Florida, Feb. 24, 2009
5. 11,180 - vs. Ole Miss, March 4, 2006
6. 10,649 - vs. Arkansas, Jan. 31, 2009

### 200,000 Tickets And Students

The paid number which represents tickets sold and students who attend the games now tops 200,000 entering the final home game - 204,585. It marks the sixth time in the 38-year history of the Maravich Center that LSU has topped 200,000 in paid attendance ... With a crowd of over 10,000 Wednesday, the Tigers paid number will be second only to the 1989-90 season when LSU had a paid attendance of 246,257 for 18 games ... The other years LSU topped 200,000 were: 1980-81 (205,622), 1985-86 (201, 820), 1990-91 (214,473) and 1991-92 (209,345).

LSU's official NCAA attendance average is 10,229 which should mark the third time in the last 14 years that LSU has averaged over 10,000 and the 21st time in the 38-year history of the building the Tigers have averaged over 10,000.

### The Five-Year Plan

In honor of the 100th anniversary of LSU men's basketball, a section of the upper level of the Maravich Center was put on sale as a season ticket for \$100 for the 2008-09 season. To sweeten the offer, AD Joe Alleva said that if you bought the centennial special and renewed your tickets that the price of those tickets would not go up for five seasons.

### On The Road

LSU is 6-2 on opponent's courts this year, losing at Utah and Alabama and coming back to win at Ole Miss, Tennessee, Georgia, Mississippi State, Arkansas and Kentucky. LSU's last win at Ole Miss was 2006, it was the first win at Tennessee since 2003, LSU's last win at Georgia was 2005, 2006 for wins at Mississippi State and Arkansas and as documented, 1989 for the Kentucky win.

Last year, LSU was overall 3-9 on the road with wins in the league at Auburn, Florida and South Carolina ... LSU's last winning record on the road was in 2006 when the Tigers were 7-4 ... Overall, LSU is 400-579 (40.8 percent) on the road.

So far there are 10 league teams with road wins - LSU has a league best six wins, Kentucky and Tennessee has four; Mississippi State and Auburn have three; Florida and South Carolina have two; and Vanderbilt, Alabama and Ole Miss one.

### Interesting To Note

On Wednesday, Feb. 18, LSU beat Arkansas in Fayetteville and Auburn beat Georgia in Athens ... For the next two playing dates, no road team won in those 12 league games (Feb. 21 and 24-25) ... But who can



tell the league trends ... Four of the six games were won by the road team this past weekend.

## Five Seniors

With five seniors on the roster, this is certainly the most seniors LSU has had on its roster in many, many years.

Two of the five seniors - Chris Johnson and Garrett Temple - were part of the NCAA Final Four team. Terry Martin transferred to LSU in mid-2006 but was not eligible until December of the 2006-07 season. Marcus Thornton and Quintin Thornton played their first season in 2007-08 after transferring from junior colleges.

## Garrett Temple

It is very possible that LSU could have a new leader in career minutes played by the time Wednesday is done but for sure by the end of the week.

Temple is now standing at 4,240 minutes played in 128 games, an average of 33.1 minutes per game. The all-time record is held by Howard Carter who played 4,276 minutes. Torris Bright is second on the list 10 minutes ahead of Temple.

Temple continues to make his reputation as the Tigers' defensive stopper just about night in and night out and with the development of the team, he now has more help defensively along the way.

Defense has been a constant for Temple in his whole career, playing tough defense and forcing turnovers or bad shots dating all the way back to the 2006 NCAA Tournament when, as a freshman, he pestered J. J. Redick of Duke into one of his worse games of his career as LSU advanced to the regional finals on the way to the NCAA Final Four. Now he is being recognized for his play in the second half as he was able to shut down Nick Calathes of Florida and he made Jodie Meeks life a little tougher Saturday holding the league star to just 1-of-9 from three-point range.

Temple was selected by Jay Bilas prior to the 2006-07 season as one of the top defenders in the country and last season was named a defensive all-American by Collegeinsider.com.

Also, Temple is making his way up the list of LSU statistical categories, but not the ones that people normally think of ... Two especially, steals and blocks, have added to his defensive reputation:

**Assists - Temple is at 466, fourth all-time in total assists.**

**Blocks - Temple at 106, 5th all-time needs 5 to move to solo fourth.**

**Steals - Temple is at 185, 7th all-time, needs 10 to move into solo sixth place**

While Temple has moved from the point guard position to the three guard position, the assists are still coming as the position still allows some pivotal passes to be made. Moving back to the point guard position proved beneficial with the Spencer injury as he had nine assists against Ole Miss (2/14) and then four more against Arkansas (2/18) ... Temple has had big assist games like 10 versus Troy (11/30), nine at Ole Miss (1/17) and at home versus the Rebels (2/14), seven versus Cal State Fullerton (12/2) and six versus Tennessee (1/28), Mississippi State (1/21), Louisiana-Lafayette (12/31) ... He leads the team in total assists at 118 (4.2 average) and is one of four players in the league with a 2.0 assist-to-turnover ratio with 118 assists and 59 turnovers ... His assist average is fifth in the league and he is fourth in the league in steals average at 1.9 a game.

## Chris Johnson

Chris Johnson sent his team a text message after the Xavier (1/24) game apologizing for not being as good defensively as he should have been ... The only text message that should have been sent after his performances the next two games at Tennessee and versus Arkansas: message delivered.

Johnson had the eighth double-double of his college career and the second consecutive against Arkansas (1/31) as he scored a season high 18 points and had 11 rebounds with seven blocks. This followed the game against Tennessee (1/24) when he scored 14 points, pulled down 14 rebounds (split evenly offensively and defensively) and blocked four shots to cause the Volunteers tons of problems.

Johnson made it two double doubles against Arkansas this season when he had 12 points and 12 rebounds at Bud Walton Arena (2/18) and he also had six more blocks ... With three against Florida Tuesday he upped his career total to 161 ... That total is second all-time at LSU only to Shaquille O'Neal who has 412 in his three-year career ... Johnson has blocked the majority of his shots (140) as a junior and senior ... His 71 blocks this year is the sixth most for a single season by an LSU player.

After averaging 1.3 points as a freshman and 3.2 as a sophomore, Johnson averaged 11.6 points as a junior (playing just 25 games after missing seven games with a broken bone in his right hand).

Johnson, who is second in the league in blocked shot average (2.8), is also second in conference games only at 3.5 blocks per game.

Johnson has gone double digits rebounds in six of the conference games - 10 at Alabama, 12 at Ole Miss, 12 vs. Mississippi State, 14 at Tennessee, 11 vs. Arkansas and 12 at Arkansas.

For the season, Johnson is averaging 8.1 points per game and 7.4 rebounds (7th in the conference in rebounds) ... He has 11 games scoring in double figures this season.

## Quintin Thornton

Thornton has averaged 14.1 minutes per game this season and he has been the blue collar worker in the post off the bench for the Tigers, working hard to pick up a few points and playing tough defense down low ... He has gone in and earned the playing time from the coaches almost every time they put him on the floor.

For the season, Thornton is hitting 31-of-56 from the field (.554) and is averaging 2.9 points per game and 2.7 rebounds per game.

For those close to the program, Thornton will remember most of how he came to the aid of a struggling program a year ago when he gave up what would have been an easy redshirt season ... Injured in the preseason, he went to then Coach John Brady and said he wanted to play after center Chris Johnson broke a bone in his hand that left LSU with just eight healthy players for their next game.

## Terry Martin

Martin, the senior from Monroe, was able to get back on to the court in the Utah game (1/6) after a four-game suspension imposed by Coach Trent Johnson.

The senior had his best game against Grambling (12/13) playing 17 minutes off the bench, hitting 6-of-7

## SCORING BREAKDOWN

CLASS	PTS	PCT.
Freshmen	122	5.5
Sophomores	317	14.2
Juniors	482	21.6
Seniors	1307	58.7

SCORING	PTS	PCT.
Starters	1871	84.0
Bench	357	16.0

POINTS IN PAINT	PTS	APG
LSU	890	30.7
Opponents	702	24.2

POINTS OFF TO	PTS	APG
LSU	488	16.8
Opponents	345	11.9

BENCH SCORING	PTS	APG
LSU	357	12.3
Opponents	518	17.9

FT% LAST 5 MINUTES	PCT
LSU (80-99 80.8% SEC)	135-189 71.4
Opp. (56-74 75.7% SEC)	104-141 73.8

FG% LAST 5 MINUTES	PCT
LSU (50-109 45.9% SEC)	99-213 46.5
Opp. (46-138 33.3% SEC)	90-242 37.2

3FG% LAST 5 MINUTES	PCT
LSU (5-23 21.7% SEC)	16-46 34.8
Opp. (14-57 24.6% SEC)	32-103 31.1

## W-L RECORDS OF STARTING LINEUPS

**(G, G, G, F, C)**

**23-4 --** Spencer, M. Thornton, Temple, Mitchell, Johnson

**2-0 --** Martin, M. Thornton, Temple, Mitchell, Johnson

**LEADING SCORERS --** Spencer 3, Mitchell 6, M. Thornton 19, Johnson 1

**LEADING REBOUNDERS --** Johnson 13, Martin 1, Warren 2, Mitchell 11, M. Thornton 3, Temple 1

**LEADING ASSISTS --** Mitchell 3, M. Thornton 6, Temple 18, Bass 5, Spencer 6

**TOTAL DUNKS --** Johnson 33, M. Thornton 7, Graham 3, Warren 4, Q. Thornton 3, Mitchell 2, Martin 2, Temple 2

**DOUBLE FIGURE SCORING GAMES --** Mitchell 24, Spencer 18, Johnson 11, Warren 1, Farrer 1, M. Thornton 25, Martin 3, Temple 9

**DOUBLE DOUBLE --** Warren 1, Johnson 4, Mitchell 8, M. Thornton 2

## PLAYERS SCORING IN DOUBLE FIGURES BY GAME

1	2	3	4	5	6 more
	6	16	8	1	

## STREAKING...

### Consecutive Games in Double Figures...

Tasmin Mitchell 18  
 Marcus Thornton 13  
 Bo Spencer 1

### Consecutive Games Without Fouling Out...

Marcus Thornton 60  
 Bo Spencer 57  
 Tasmin Mitchell 57  
 Chris Bass 25  
 Garrett Green 24  
 Delwan Graham 22  
 Alex Farrer 12  
 Garrett Temple 10  
 Zach Kinsley 8  
 Chris Johnson 5  
 Quintin Thornton 5  
 Terry Martin 5  
 Storm Warren 2

### Consecutive Gms. 3PT FG

Marcus Thornton 15  
 Tasmin Mitchell 1  
 Bo Spencer 1  
 Terry Martin 1

### Consecutive Games Scored in

Marcus Thornton 58  
 Tasmin Mitchell 29  
 Garrett Temple 15  
 Bo Spencer 5  
 Chris Johnson 5  
 Terry Martin 2  
 Quintin Thornton 1  
 Garrett Green 1

### Consecutive Games Started

Garrett Temple 56  
 Chris Johnson 39  
 Marcus Thornton 35  
 Tasmin Mitchell 29  
 Bo Spencer 3

---

### TIGERS IN THE POLLS

	AP	ESPN
Pre-Season	RV	RV
11-17 through 12-8	RV	---
12-15	RV	RV
12-22, 12-29, 1-5	----	RV
1-12	----	----
1-19	RV	----
1-26	----	----
2-2, 2-9	RV	RV
2-16	23	24
2-23	18	18
3-2	12	11

field goals including all four three-pointers to finish with 16 points and two assists ... He is the 11th player in LSU history with more than 100 career treys, at 110.

Martin was a factor in LSU's win at Mississippi State (1/11), hitting 4-of-7 field goal attempts, including both treys and a free throw to score 11 points with five rebounds and a block in a season high 31 minutes.

Martin made his 34th career start against Ole Miss (2/14), in place of the injured Bo Spencer and had a strong performance, scoring 11 points for the second straight game with three rebounds and three blocks in 25 minutes ... The senior had eight points in 18 minutes against Kentucky (2/28), hitting two treys and 3-of-4 field goals.

Martin is averaging 4.8 points per game.

### Marcus Thornton

Thornton cemented his place in the race for Southeastern Conference Player of the Year with his play in the second half against the University of Kentucky (2/28) ... Thornton scored 19 points in the second half of his 23 and 15 points with two assists including the game-winning three by Tasmin Mitchell in the final 9-plus minutes to help LSU rally from a 10-point deficit.

Thornton continues to impress this season as his development as an overall player continues for the Tigers. Thornton has learned and accepted a defensive role on the team this year and has used his offensive prowess to find scoring opportunities that are available more than just outside the three-point arc. In the process, he's become at times even more of a threat for the Tigers offensively, and a big help to the team defensively and on the glass.

Against Arkansas on Jan. 31 with an old-fashioned three-point play in the first 2:30 of the game, Thornton became the second player this season to go over 1,000 career points ... He is the 38th player in school history to top 1,000 career points at LSU and just the 10th to do it under two years of play at LSU. Those 10 and how the stand on the LSU scoring list:

1. Pete Maravich 1967-70 - 3,667 (3 years)
4. Shaquille O'Neal, 1989-92 -- 1,941 (3 years)
5. Bob Pettit, 1951-54 - 1,916 (3 years)
6. Kenny Higgs, 1974-78 - 1,896 (4 years)
7. Chris Jackson, 1988-90 - 1,854 (2 years, 35 short of 1,000 in one year)
10. Glen Davis, 2004-07 - 1,587 (3 years)
12. Ronnie Henderson, 1993-96 - 1,561 (3 years)
28. Marcus Thornton, active - 1,216 (2 years) \*\*\*\*
37. John Williams, 1984-86 - 1,046 (2 years)
38. Glen Hansen, 1973-75 - 1,027 (2 years)

Thornton had an 11-game consecutive double figure scoring streak snapped versus South Carolina (1/14) but has been in double figures since then making it now an LSU long 13 consecutive games in double figure ... While he was back at double figures at Ole Miss (1/17), it was his defense against the Rebels leading scorer David Huertas that was drawing the raves of the media after the game.

But just when you thought his scoring wasn't as needed, he goes off as he did in the second half against Mississippi State (1/21) including a 3:40 stretch when he seemed to own the offensive end of the court as he posted what was then his sixth 30-plus point game of his career, 31 points.

At the 16:45 mark, Thornton hit a trey. Two free throws came at the 16:33 mark. Bo Spencer would hit a three before Thornton would score LSU's next 11 points in a period from the 15:22 to the 13:43 mark.

For the game he was 10-of-18 from the field and then against Xavier (1/24) he was amazingly 10-of-18 from the field to score 30 points ... He became the first LSU player to score 30 points in back-to-back game since Ronnie Henderson in 1995 scored 30 points in three consecutive games.

Ironically, Thornton is now ahead of his average at the end of last season, 21.0 this year to 19.6 a year ago ... In the last 12 games, his average has gone from 17.6 points to 21.0 ... He enters the weekend in second place in the league in scoring.

He had his sixth double double of his career at Mississippi State (2/11) with 19 points and 10 rebounds ... He has 31 games of 20 points or more in his career. ... He was over 30 for the ninth time in his career against Florida (2/24), scoring 32 points, including six treys ... It was his sixth 30-point game of the year.

Thornton is now at 154 career treys, ninth on the LSU career three-pointers list ... Thornton is 64-of-159 for the year or 40.3 percent, but from inside the arc, Thornton is shooting just over 53 percent ... Overall he is shooting 48.1 percent from the field ... Thornton, playing without as many scoring options as the Tigers have this year, was second in the league in scoring a year ago, and is the defending scoring champ in SEC games ... In league play he is averaging 23.0 points, second in the SEC.

The senior has done a tremendous job getting to the free throw line, where he shoots 75.7 percent for the year and 80.4 percent in league play ... In the last three games, Thornton is 27-of-30 at the stripe and 52-of-62 over the last eight games ... He averages 4.4 points at the line a game and 6.5 points at the line in league play ... That includes him going just 3-of-5 in the first two conference games combined.

### Tasmin Mitchell SEC POW For 2/9 And Then Follows Up

LSU junior forward Tasmin Mitchell was named the Southeastern Conference's Player of the Week for his effort in helping the Tigers to wins at Georgia (2/4) and at home against Alabama (2/8). Mitchell averaged 21.5 points, 10.0 rebounds, 3.0 assists and 2.5 steals in the two games that week.

The Denham Springs, La., native made 12-of-16 (75.0 percent) of his field goal attempts in a 27-point, nine-rebound effort against Georgia. He registered his sixth double-double of the season with 16 points and 11 rebounds to go with four assists and four steals against Alabama (2/8) ... Mitchell shot 62.1 percent (18-of-29) from the field for the week to improve his season shooting percentage to 54.5 percent.

But there was no POW jinx for Mitchell as his next three games resulted in the following:

Miss. State (2/11) - 49 min. 12-15 FG, 2-2 3FG, 15-18 FT, 41 pts, 11 reb, 5 asts, 2 blk, 2 stls  
 Ole Miss (2/14) - 36 min., 7-16 FG, 1-2 3FG, 5-6 FT, 20 pts, 9 reb, 1 asts, 1 blk, 2 stls  
 Arkansas (2/18) - 37 min, 8-15 FG, 0-0 3 FG, 4-9 FT, 20 pts, 13 reb, 2 asts, 1 blk, 1 stl  
**Totals - 3 games - 122 min., 27-46 FG, 3-4 3FG, 24-33 FT, 81 pts, 33 reb, 8 asts, 4 blk, 5 stls**

For those games, Mitchell averaged 27 points, 11 rebounds, shooting 58.7 percent from the field.

## Tasmin Mitchell

Mitchell had a game that put him elite company on Feb. 11 when he pumped in 41 points, including three very important points late in double overtime that proved to be the game winners ... More importantly he had 11 rebounds and in 49 minutes, he had five assists and no, repeat no turnovers.

Now he has put himself among that elite group of players who will be remembered for special LSU moments with his three-pointer with 9.7 seconds remaining that gave LSU the 73-70 win at Kentucky (2/8).

With 1:12 to go in the game against Nicholls on Dec. 17 on an offensive put back, Tasmin Mitchell scored his 18th and 19th points and became the 37th player in LSU history to surpass 1,000 career points ... Mitchell has continued his march up the scoring ladder and is now 19th all-time in scoring at LSU ... With his present pace of scoring over the remainder of this year and next, it is very possible that Mitchell could be in the top 10 of scorers at LSU by the time his career winds down.

Mitchell had a four-game home span in which he hit for 25 against Louisiana-Lafayette (12/31), 24 against Southeastern Louisiana (1/3), the new career high of 30 against South Carolina (1/14) and 24 against Mississippi State (1/21) ... Also in the South Carolina game, he moved past 500 rebounds for his career, becoming the 20th person in LSU history to record 1,000 career points and 500 rebounds.

Against Arkansas (2/18), Mitchell recorded the 16th double double of his career, the fifth this year against SEC competition and the eighth of this season.

Mitchell only played three games last year, missing the rest of the season as a medical redshirt after an operation on a stress fracture in his ankle.

Mitchell is averaging 16.8 points per game, eighth best in the league ... Since the start of 2009 portion of the season, Mitchell has upped his scoring average three points ... Mitchell is hitting a good 55 percent from the field (192-of-349) or the fourth best percentage in the league ... Mitchell has been in double figures for the last 18 consecutive games ... Mitchell in league play is on top in SEC field goal percentage at 57.3 percent and is averaging 19.5 points per game, fifth in the league.

The Denham Springs product has started every one of the 100 games he has dressed for (71 wins so far). The last LSU player to start every game over a four-year career is Howard Carter who played as a freshman on the 1981 NCAA Final Four team and started 128 consecutive games over his career (1981-84) ... Brandon Bass in 2004-05 started all 59 games before going to the NBA and Chris Jackson started all 64 games in his two-year career (1989-90).

## The Young (Scoring) Point - Bo Spencer

After missing two games with a sprained left ankle, Spencer has come back with good efforts against Auburn (2/21), Florida (2/24) and Kentucky (2/28) ... Spencer had 14 points on 5-of-9 shooting in 28 minutes against Auburn and while not in double figures against Florida had six assists and no turnovers in 30 minutes ... Against Kentucky, Spencer hit four treys, including one late in the game, scoring 16 points with three assists.

Bo Spencer didn't have any assists in his opening start of the 2008-09 season at point guard, but the sophomore scored a career-high 21 points on 7-of-12 shooting that included three treys ... Last season, Spencer played lots of minutes some games and hardly saw the floor in others in his freshman season ... Now under the guidance of Coach Trent Johnson, Spencer is the one getting LSU into its offensive sets as called from the bench ... But Spencer is also able to get some chances to make shots as shown by these scoring numbers:

21 - vs. Jackson State (11/15)  
17 - vs. Nicholls State (12/17)  
19 - vs. Washington State (12/27)  
20 - vs. Louisiana-Lafayette (12/31)  
17 - vs. Southeastern La. (1/3)  
15 - at Tennessee (1/28)  
21 - vs. Arkansas (1/31)  
15 - at Miss. State (2/11)  
16 - at Kentucky (2/28)

Against Arkansas (1/31), Spencer hit 6-of-10 field goal attempts including 5-of-6 three-pointers in his second 21-point game of his career ... It was a tough week for Spencer as he failed to score or hit a three-point-er for the first time in 13 games against Georgia (2/4) and he had just two points against Alabama (2/8) ... Before being injured against State (2/11), he scored 15 points, hitting 5-of-10 field goals, including 3-of-5 treys.

For the season, Spencer is averaging 11.8 points, hitting 48-of-114 treys (42.1 percent), while averaging 2.7 assists a game.

## The Younger Point - Chris Bass

The freshman Bass played probably his best game from several aspects against Arkansas (2/18), although he failed to score in the game ... Off the bench the brother of All-Century team member and Dallas Maverick Brandon Bass played 26 minutes with five assists and no turnovers.

Florida, LSU Still Have Best Home Win Marks

Since the start of the 2002-03 season, Florida and LSU have the most home wins of any team in the Southeastern Conference entering the 2008-09 season (entering the weekend):

Florida 105  
LSU 98  
Vanderbilt 86  
Tennessee 84  
Alabama 83  
Kentucky 82  
Arkansas 79  
Mississippi State 73  
South Carolina 73  
Auburn 69  
Ole Miss 67

## Miscellaneous Stats

### LSU Scoring Runs

5-0	28
6-0	28
7-0	20
8-0	15
9-0	11
10-0	7
11-0	3
12-0	1
13-0	3
14-0	
15-0	
16-0	2 vs. Alcorn St., McNeese
17-0	1 vs. Alabama
21-0	1 vs. NW St

### Opp. Scoring Runs

5-0	28
6-0	18
7-0	12
8-0	5
9-0	6
10-0	2
11-0	2 Utah, Kentucky
12-0	
13-0	1 Tennessee

### SEASON LISTS

#### LSU TEAM BLOCKS

1. 236	2005-06
2. 225	1989-90
3. 206	1991-92
4. 198	1990-91
5. 196	2007-08
6. 180	1999-00
7. 179	2008-09

#### LSU TEAM 3PT PERCENTAGE

1. .401	1986-87
2. .388	1988-89
3. .382	2008-09
4. .377	2002-03

#### LSU SEASON WINS

1. 31	1980-81
2. 28	1999-00
3. 27	2005-06
4. 26	1985-86; 1979-80
6 25	2008-09

#### LSU INDIVIDUAL BLOCKS

1. Shaquille O'Neal	1991-92	157
2. Shaquille O'Neal	1990-91	140
3. Shaquille O'Neal	1989-90	115
4. Tyrus Thomas	2005-06	99
5. Stromile Swift	1999-00	95
6. Chris Johnson	2008-09	80

#### LSU INDIVIDUAL 3 PT FGS

1. Anthony Wilson	1986-87	95
2. Marcus Thornton	2007-08	90
3. Chris Jackson	1989-90	88
--		
7. Ronnie Henderson	1993-94	76
8. Maurice Carter	1998-99	72
9. Ronnie Henderson	1994-95	68
10. Darrel Mitchell	2003-04	67
10. Darrel Mitchell	2004-05	67
---. Marcus Thornton	2008-09	64

## LSU IN NCAA STATISTICS (3/2)

### Team

**Won-Lost Pct -- 86.2% -- 7th**

**Scoring Offense -- 76.8 -- 41st**  
**Scoring Margin -- 11.6 -- 17th**

**FG Pct -- 46.0 -- 69th**  
**FG Pct Defense -- 40.2 -- 41st**  
**3PT FG Pct. -- 38.2 -- 34th**  
**3 PT FG Pct. Def. -- 31.8 -- 48th**

**FT Pct. -- 72.5 -- 53rd**

**Rebound Margin -- 6.3 -- 19th**

**Assists PG -- 15.8 -- 31st**  
**Assists-TO Ratio -- 1.28 -- 17th**

**Blocks Shots PG -- 6.2 -- 6th**

**Steals PG -- 8.0 -- 56th**

### Individual

**Points Per Game --**  
**Marcus Thornton -- 21.0 -- 18th**

**Field Goal Percentage --**  
**Tasmin Mitchell -- 55.0 -- 45th**

**Blocked Shots Per Game --**  
**Chris Johnson -- 2.8 -- 8th**

**Steals Per Game --**  
**Garrett Temple -- 1.9 -- 80th**

**Assist-TO Ratio --**  
**Garrett Temple -- 2.0 -- 67th**

Georgia 65

### **Overtime Notes**

The LSU-Mississippi State game (2/11) was the first overtime game LSU has played since losing to Arizona State, 87-84, in the final game of the Maui Invitational in Nov. 2007 ... The win was LSU's 10th all time in 29 road overtime contests ... LSU is 31-44 all-time in overtime ... LSU's last multiple overtime game was LSU's 113-101 win over Ohio State in double overtime at the Maravich Center in January 2005.

### **Scoring 90 Points Or More**

The Tigers are 4-0 this year when scoring 90 or more points after scoring 97 in the win over Mississippi State (2/14) ... In fact, LSU has won the last 35 games when scoring 90 points or more, dating to Jan. 16, 1996 when LSU lost to Kentucky in Baton Rouge, 129-97 ... The last time a team scored more than 90 against LSU and the Tigers still won prior to Wednesday night was the double overtime game in 2005 when LSU beat Ohio State, 113-101.

### **Louisiana Win Streak Alive; 20 Years, 74 Games**

The win streak against Louisiana schools at the Maravich Center got tougher and tougher to sustain as three of the last four games weren't decided until late ... Nicholls State took a second half surge and against McNeese (12/22) and Louisiana-Lafayette (12/31), the Tigers had to withstand a barrage of three pointers to get the job done to extend the streak to 74 games dating back to the start of it on Dec. 8, 1988.

### **Free Throws - Down and Back Up**

One hitch in the Tigers delivery came recently at the free throw line for a team that has consistently averaged in the 70 percent range all year ... Against Ole Miss (2/14), the Tigers were just 16-of-27 from the field and against Arkansas (2/18), the Tigers posted their worst percentage of the season (12-of-24) ... But in the last three games, LSU has used second half explosions at the free throw line to shoot lights out ... Against Auburn (2/21), the Tigers came through at the line hitting 21-of-22 attempts (95 percent), including 20-of-21 in the second half ... Against Florida (2/24), LSU was 18-of-21 for the game, including 17-of-18 in the second half ... LSU didn't get to the line much at Kentucky, but did make 8-of-10, including 5-of-6 in the second half ... In the last three games, LSU is 47-of-53 combined (88.7 percent).

For the year, the team is at 72.5 percent (458-632) and 74.3 percent in conference games ... Ten times LSU has topped 80 percent at the line this year.

### **NBA Has Six Former Tigers On Roster**

The National Basketball Association has six former LSU Tigers on the rosters:

**Brandon Bass - 4th year -- Dallas**  
**Glen Davis - 2nd year -- Boston**  
**Shaquille O'Neal -- 17th year - Phoenix**  
**Anthony Randolph - rookie - Golden State**  
**Stromile Swift -- 9th year - N. J. Nets**  
**Tyrus Thomas - 3rd year -- Chicago**

### **The Early Signees**

LSU men's basketball Head Coach Trent Johnson announced Wednesday afternoon that he has received national letters of intent from two players on the opening day of the week-long early signing period for college basketball.

Signing with the Tigers was Eddie Ludwig of Metairie Park Country Day of Metairie, La., and Aaron Dotson of Ranier Beach High School in Seattle, Wash.

Ludwig is a 6-8, 195-pound small forward for Coach Michael McGuire, while Dotson is a 6-4 two guard for Coach Mike Bethea.

Ludwig led the Cajuns to the Class 1A state finals the past two seasons. After scoring 13.5 points per game as a sophomore, he averaged 23.2 points and 13.5 rebounds as a junior. Ludwig was the District 10-1A MVP and was selected to the New Orleans All-Metro team as a junior. The Cajuns finished 29-12 and 25-15 the past two seasons. Ludwig, who selected LSU over Wake Forest, Davidson, Tulane, California and Vanderbilt, was the Louisiana Sports Writers Association's Class 1A Most Outstanding Player.

Dotson was rated a four-star recruit and the 89th-ranked prospect in his class and 22nd-ranked shooting guard according to Rivals.com and 22nd ranked shooting guard by Scout.com. Dotson averaged 13.5 points a game last season and his team won the Class 3A state championship. Seattle is also where LSU Coach Johnson grew up. Several prominent players have gone from Ranier to either college or professional ranks including Doug Christie (formerly with Seattle and LA Clippers), Jamaal Crawford and Nate Robinson (both presently with the NY Knicks), Roderick Stewart (member of last year's championship team at Kansas) and Louisville senior Terrence Williams. It marks the 12th consecutive year that someone from Ranier Beach has signed a Division I scholarship. Dotson chose LSU over Louisville, Washington and SMU.

### **Next Up - The Regular Season Concludes; Game On Raycom**

The Tigers will close out the regular season on the road Saturday, playing at Auburn in a game now slated to tip at 3 p.m. as the game will be televised on the Raycom affiliates as part of a final weekend wild-card doubleheader.



# Tasmin Mitchell

Forward • 6-7 • 235 • Junior • 2VL • Denham Springs, La. • Denham Springs HS

# 1

## Top Performances

### Points

Season: 41, at Miss. State, 2/11/09  
Career: 41, at Miss. State, 2/11/09

### Rebounds

Season: 15, vs. CS Fullerton, 12/2/08  
Career: 15, vs. CS Fullerton, 12/2/08

### Field Goals Made

Season: 12, twice  
Career: 12, twice

### 3 PT FG Made

Season: 2, three times  
Career: 5, vs. ULM, 11/19/06

### Free Throws Made

Season: 15, at Miss. State, 2/11/09  
Career: 15, at Miss. State, 2/11/09

### Assists

Season: 5, at Miss. State, 2/11/09  
Career: 6, twice

### Blocks

Season: 3, vs. CS Fullerton, 12/2/08  
Career: 3, twice

### Steals

Season: 6, vs. UL-Laf, 12/31/08  
Career: 6, vs. UL-Laf, 12/31/08

### Minutes Played

Season: 49, at Miss. State, 2/11/09  
Career: 49, at Miss. State, 2/11/09

## Top Career Scoring Games

- 41 at Miss. State, 2/11/09
- 30 vs. S. Carolina, 1/14/09
- 27 at Georgia, 2/4/09
- 25 vs. UL-Lafayette, 12/31/08
- 24 vs. Miss. State, 1/21/09
- 24 vs. SE Louisiana, 1/3/09
- 24 At Auburn, 2/28/07
- 23 At Tennessee, 2/6/07
- 23 vs. Texas, 12/10/06
- 21 three times

### 2008-09 Coaches All-SEC Preseason First Team

### 2007 NABC All-District 8 First Team

### 2007 All-Louisiana First Team

### 2006 SEC All-Freshman Team (Coaches)

### 2006 Freshman All-American (Collegeinsider.com)

### LSWA Player of the Week (12/9, 1/6, 2/9, 2/16)

### SEC Player of the Week (2/9)

## Junior Season (2008-09)

Made a strong return after a season away hitting 7-of-10 field goal attempts with six boards and 17 points against Jackson State (11/15) ... Bucket with 1:12 left gave him 19 points against Nicholls State (12/17) and made him 37th player at LSU to score over 1,000 career points .. Hit for 16 in the A&M game ... Third double double of the season and 11th career with 12 points-10 boards vs. McNeese State (12/22) ... Made his first three-pointer of year against Washington State (12/27) ... Career high against Louisiana-Lafayette (12/31) of 25 points with six steals and follows it with impressive 24 against SE Louisiana (1/3) ... Career high of 30 points and fourth double double of the year against South Carolina (1/14/09) ... Sixth straight double figure game, leading Tigers with 17 points ... Another big home game with 24 points in win over Miss. State (1/21) ... Stretched double figure streak to 9 with 10 at Tennessee (1/28) ... Had his fifth double-double in Arkansas win (1/31) ... Second highest game of career with 27 at Georgia (2/4) with career high 12 field goals made ... Sixth double double with 16 pts-11 reb in win over Alabama (2/8) ... In double OT win at Miss. State, had first 40 points game in exactly 14 years and second straight double double ... Scored 20 in rallying win versus Ole Miss (2/14) ... 3rd straight game of 20 or more with 20 in rallying win over Arkansas (2/18) ... Hit the game-winning three pointer with 10 seconds to play from the corner to give LSU a 73-70 win at Kentucky (2/28/09).


## Mitchell's Game-by-Game Statistics

### 2008-09

OPPONENT	MIN	FG	3FG	FT	REB	PF/D	A	TO	BLK	STL	PTS
Jackson State	25	7-10	0-0	3-4	6	4-0	2	2	1	1	17
Alcorn State	17	4-6	0-0	4-4	6	1-0	2	1	1	1	12
Northwestern State	24	4-9	0-0	0-0	5	3-0	3	2	0	3	8
Centenary	26	3-8	0-1	4-4	6	0-0	2	1	0	0	10
Troy	27	4-9	0-0	0-0	3	1-0	0	2	0	0	8
Cal State Fullerton	36	4-8	0-0	8-9	15	1-0	4	4	3	3	16
Grambling State	19	6-7	0-0	0-0	4	2-0	1	1	1	2	12
Nicholls State	37	7-11	0-0	5-8	10	2-0	0	2	0	0	19
Texas A&M	33	8-17	0-0	0-2	3	4-0	1	2	1	0	16
McNeese State	28	5-10	0-0	2-4	10	3-0	2	1	1	0	12
Washington St.	33	4-9	1-2	0-0	5	4-0	2	4	0	0	9
Louisiana-Lafayette	37	11-16	0-1	3-4	4	2-0	3	2	0	6	25
Southeastern La.	34	9-16	0-0	6-8	7	3-0	0	0	0	1	24
Utah	31	5-11	2-2	2-4	4	1-0	2	0	0	1	14
Alabama	28	5-8	0-0	0-1	3	4-0	0	2	2	1	10
South Carolina	37	10-15	0-0	10-13	14	3-0	2	5	2	1	30
Ole Miss	29	7-13	0-0	3-4	5	3-0	0	0	0	1	17
Mississippi State	30	9-13	0-0	6-6	2	0-0	1	2	1	3	24
Xavier	34	5-17	0-1	2-2	8	3-0	2	3	0	2	12
Tennessee	31	5-9	0-1	0-0	6	4-0	4	5	0	2	10
Arkansas	37	4-13	1-1	2-3	10	3-0	0	3	0	2	11
Georgia	35	12-16	0-1	3-4	9	2-0	2	2	1	1	27
Alabama	30	6-13	2-2	2-4	11	2-0	4	3	2	4	16
Mississippi State	49	12-15	2-2	15-18	11	4-0	5	0	2	2	41
Ole Miss	36	7-16	1-2	5-6	9	2-0	1	1	1	2	20
Arkansas	37	8-15	0-0	4-9	13	2-0	2	3	1	1	20
Auburn	37	7-15	0-0	0-0	7	4-0	3	1	1	1	14
Florida	38	5-11	0-0	2-4	8	2-0	2	2	0	1	12
Kentucky	40-	9-13	1-2	2-2	8	2-0	2	3	0	5	21
Vanderbilt											
Auburn											
SEC Tournament											

## Tasmin Mitchell's Career Stats

YEAR	GP-GS	MIN/AVG	FG-FGA	PCT.	3FG-FGA	PCT.	FT-FTA	PCT.	REB-AVG	PF-FO	AST	TO	BLK	STL	PTS-AVG.
05-06	36-36	1240/34.4	162-365	.444	28-95	.295	60-81	.741	201-5.6	85-0	100	83	18	53	412-11.4
06-07	32-32	1092/34.1	173-371	.466	41-109	.376	78-104	.750	189-5.9	76-1	59	55	25	34	465-14.5
07-08	3-3	66/22.0	7-21	.333	0-5	.000	8-10	.800	17-5.7	8-0	6	9	1	7	22-7.3
08-09	29-29	935/32.2	192-349	.550	10-18	.556	93-127	.732	212-7.3	71-0	54	59	21	47	487-16.8
Totals	100-100	3333/33.3	534-1106	.483	79-227	.348	239-322	.742	619-6.2	240-1	219	206	65	141	1386-13.9



# Delwan Graham

Forward • 6-5 • 215 • Freshman • HS • Atlanta, Ga. • Dunwoody, Ga.

2

### Top Performances

<b>Points</b>	
Season:	8, twice
Career:	8, twice

<b>Rebounds</b>	
Season:	6, twice
Career:	6, twice

<b>Field Goals Made</b>	
Season:	4, vs. Grambling, 12/13/08
Career:	4, vs. Grambling, 12/13/08

<b>3 PT FG Made</b>	
Season:	
Career:	

<b>Free Throws Made</b>	
Season:	3, vs. Troy, 11/30/08
Career:	2, vs. Troy, 11/30/08

<b>Assists</b>	
Season:	1, five times
Career:	1, five times

<b>Blocks</b>	
Season:	3, vs. Alcorn State, 11/20/08
Career:	3, vs. Alcorn State, 11/20/08

<b>Steals</b>	
Season:	2, vs. Centenary, 11/28/08
Career:	2, vs. Centenary, 11/28/08

<b>Minutes Played</b>	
Season:	13, twice
Career:	13, twice

<b>Top Career Scoring Games</b>	
1.	8, vs. Grambling State, 12/13/08
1.	8, vs. NW State, 11/23/08
3.	7, vs. Alcorn State, 11/20/08
4.	5, vs. Troy, 11/30/08
5.	2, at Georgia, 2/4/09
5.	2, at Ole Miss, 1/17/09
5.	2, vs. SE Louisiana, 1/3/09
5.	2, vs. UL-Lafayette, 12/31/08
5.	2, vs. Centenary, 11/28/08

### Freshman Season (2008-09)


Graham played three minutes in the opener against Jackson State (11/15) ... Had seven points, three blocks in the Alcorn State win (11/20) ... Eight points, perfect from field (3-3) in 10 minutes against Northwestern State (11/23) ... Equaled season high of six boards in five minutes vs. Troy (11/30) ... Played 13 minutes and hit all four field goal attempts to equal season best of eight for the second time this season against Grambling (12/13).

### Graham's Game-by-Game Statistics

2008-09	OPPONENT	MIN	FG	3FG	FT	REB	PF/D	A	TO	BLK	STL	PTS
	Jackson State	3	0-0	0-0	0-0	0	0-0	0	0	0	0	0
	Alcorn State	13	3-6	0-0	1-2	6	2-0	0	1	3	0	7
	Northwestern State	10	3-3	0-0	2-2	5	2-0	1	0	2	0	8
	Centenary	8	1-2	0-0	0-0	1	0-0	1	1	0	2	2
	Troy	5	1-1	0-0	3-4	6	0-0	1	0	0	0	5
	Cal State Fullerton	1	0-0	0-0	0-0	1	0-0	0	0	0	0	0
	Grambling State	13	4-4	0-0	0-0	4	2-0	1	1	1	0	8
	Nicholls State	DNP										
	Texas A&M	2	0-0	0-0	0-0	0	0-0	0	0	0	0	2
	McNeese State	5	0-0	0-0	0-1	0	0-0	0	0	0	0	0
	Washington St.	2	0-1	0-0	0-0	1	0-0	0	0	0	0	0
	Louisiana-Lafayette	8	1-2	0-0	0-0	0	1-0	0	0	1	0	2
	Southeastern La.	5	1-1	0-0	0-0	2	0-0	0	0	0	0	2
	Utah	6	0-2	0-0	0-0	1	1-0	0	0	0	0	0
	Alabama	5	0-2	0-0	0-0	1	1-0	1	0	0	0	0
	South Carolina	1	0-0	0-0	0-0	0	0-0	0	0	0	0	0
	Ole Miss	3	1-1	0-0	0-0	2	0-0	0	0	0	0	2
	Mississippi State	3	0-0	0-0	0-0	2	1-0	0	1	0	0	0
	Xavier	DNP										
	Tennessee	1	0-0	0-0	0-0	0	1-0	0	1	0	0	0
	Arkansas	0+	0-0	0-0	0-0	0	0-0	0	0	0	0	0
	Georgia	6	1-1	0-0	0-0	3	1-0	0	0	0	0	2
	Alabama	7	0-3	0-0	0-0	1	1-0	0	1	0	0	0
	Mississippi State	DNP										
	Ole Miss	2	0-2	0-0	0-0	0	0	0	0	0	0	0
	Arkansas	DNP										
	Auburn	DNP										
	Florida	DNP										
	Kentucky	DNP										
	Vanderbilt	DNP										
	Auburn											
	SEC Tournament											

### Delwan Graham's Career

YEAR	GP-GS	MIN/AVG	FG-FGA	PCT.	3FG-FGA	PCT.	FT-FTA	PCT.	REB-AVG	PF-FO	AST	TO	BLK	STL	PTS-AVG.
08-09	22-0	109-5.0	16-31	.516	0-0	.000	6-9	.667	36-1.6	13-0	5	6	7	3	38-1.7
Totals	22-0	109-5.0	16-31	.516	0-0	.000	6-9	.667	36-1.6	13-0	5	6	7	3	38-1.7



# Marcus Thornton

Guard \* 6-4 \* 198 \* Senior \* 1L \* Baton Rouge, La. \* Kilgore College

# 5

## Top Performances

### Points

Season: 33, vs. SE Louisiana, 1/3/09  
Career: 38, twice

### Rebounds

Season: 11, vs. McNeese, 12/22/08  
Career: 13, at Villanova, 12/6/07

### Field Goals Made

Season: 13, vs. Troy, 11/30/08  
Career: 14, at Auburn, 1/30/08

### 3 PT FG Made

Season: 6, vs. Florida, 2/24/09  
Career: 8, at Auburn, 1/30/08

### Free Throws Made

Season: 12, vs. Auburn, 2/21/09  
Career: 12, vs. Auburn, 2/21/09

### Assists

Season: 5, twice  
Career: 5, three times

### Blocks

Season: 2, vs. CS Fullerton, 12/2/08  
Career: 2, twice

### Steals

Season: 7, at Arkansas, 2/18/09  
Career: 7, at Arkansas, 2/18/09

### Minutes Played

Season: 40, at Arkansas, 2/18/09  
Career: 40, four times

## Top Career Scoring Games

- 38 at Miss. State, 3/8/08
- 38 at Auburn, 1/30/08
- 36 vs. Georgia, 3/2/08
- 33 vs. SE Louisiana, 1/3/09
- 32 vs. Troy, 11/30/08
- 32 vs. Florida, 2/24/09
- 31 vs. Miss. State, 1/21/09
- 30 at Georgia, 2/4/09
- 30 vs. Xavier, 1/19/09
- 29 at Tennessee, 1/28/09

## 2009 Preseason All-SEC Team

## 2008 Coaches All-SEC Second Team

## 2008 AP All-SEC Second Team

## 2008 All-Louisiana First Team; Newcomer of the Year

## 2008 NABC All-District First Team

## LSWA Player of the Week, Dec. 2, Jan. 28

## SEC Player of the Week, Jan. 27, March 2

## ESPN Player of the Week, March 2

## Senior Season (2008-09)

Seven straight double figure scoring games including a big-time three falling out-of-bounds with 1:50 to play that helped clinch the win over Washington St. (12/27) ... Sseason-high 33 against SE Louisiana (1/3) ... 17 points at Utah (1/6) gave him 10 straight games in double figures ... 23rd game over 20 and 11th straight, longest in his LSU career, with 21 versus Alabama (1/11) ... Had double figure scoring streak snapped vs. Carolina (1/14) ... Sixth career 30-plus game (31) against Miss. State (1/21) ... Back to back 30 point games for the first time with 30 against Xavier (1/19) ... Led team with 29 points in win at Tennessee (1/28), with career high 8 FT made ... Made at least six free throws in five games from Ole Miss (1/17) to Arkansas (1/31) ... Another strong road effort with 30 at Georgia (2/4) ... Second double double of season with 19 pts, 10 reb against Miss. State ... Big defensive stop and two final free throws in 28 point night at Arkansas (2/18), career high 7 steals, four time in career 40 minutes ... Another big game in win over UF (2/24), with 32 points and five assists ... Had 23 in the win at Kentucky with four assists (2/28)


## Thornton's Game-by-Game Statistics

### 2008-09

OPPONENT	MIN	FG	3FG	FT	REB	PF/D	A	TO	BLK	STL	PTS
Jackson State	18	1-9	0-3	3-3	3	4-0	2	2	0	1	5
Alcorn State	18	3-7	0-3	2-2	6	1-0	3	1	0	1	8
Northwestern State	22	10-16	3-6	2-3	2	1-0	0	1	0	1	25
Centenary	22	4-10	1-3	0-0	3	0-0	0	1	0	1	9
Troy	30	13-24	4-10	2-4	8	1-0	3	0	1	0	32
Cal State Fullerton	27	9-17	1-5	5-7	8	3-0	0	2	2	1	24
Grambling State	20	6-9	4-6	2-2	1	2-0	5	1	1	0	18
Nicholls State	36	8-15	1-4	0-0	8	1-0	1	3	1	4	17
Texas A&M	37	10-18	2-6	1-4	5	3-0	2	3	0	4	23
McNeese State	32	5-16	2-5	3-7	11	1-0	2	4	0	3	15
Washington St.	34	6-15	4-8	2-2	5	1-0	2	1	0	3	18
Louisiana-Lafayette	26	4-11	1-2	3-4	2	4-0	2	2	0	1	12
Southeastern La.	31	11-17	4-7	7-12	5	1-0	3	0	0	2	33
Utah	22	5-13	0-2	7-7	3	4-0	1	1	1	0	17
Alabama	39	8-20	2-6	3-5	8	3-0	4	3	0	3	21
South Carolina	23	4-7	1-4	0-0	1	3-0	1	2	0	1	9
Ole Miss	32	3-9	1-3	6-8	5	2-0	3	0	1	1	13
Mississippi State	32	10-18	5-8	6-8	5	3-0	1	0	0	1	31
Xavier	39	10-18	3-7	7-10	3	2-0	4	3	1	2	30
Tennessee	37	9-16	3-7	8-9	3	2-0	2	0	0	2	29
Arkansas	36	5-12	1-3	7-10	8	3-0	1	2	0	1	18
Georgia	33	11-18	3-5	5-5	6	0-0	3	0	0	3	30
Alabama	27	8-13	1-1	5-5	6	1-0	0	1	0	2	22
Mississippi State	49	6-19	3-8	4-6	10	3-0	3	6	0	1	19
Ole Miss	34	7-13	3-7	5-7	8	0-0	3	1	1	0	22
Arkansas	40	10-21	2-8	6-9	6	2-0	2	5	1	7	28
Auburn	33	6-13	1-4	12-13	7	3-0	0	1	1	0	25
Florida	39	8-15	6-11	10-11	5	0-0	5	3	1	1	32
Kentucky	38	8-23	2-7	5-6	9	1-0	4	2	0	0	23
Vanderbilt											
Auburn											
SEC Tournament											

## Marcus Thornton's Career Stats

YEAR	GP-GS	MIN/AVG	FG-FGA	PCT.	3FG-FGA	PCT.	FT-FTA	PCT.	REB-AVG	PF-FO	AST	TO	BLK	STL	PTS-AVG.
07-08	31-30	1043/33.6	212-486	.436	90-239	.377	94-115	.817	174-5.6	62-0	42	68	10	43	608-19.6
08-09	29-29	906/31.2	208-432	.481	64-159	.403	128-169	.757	160-5.5	55-0	62	51	12	47	608-21.0
<b>Totals</b>	<b>60-59</b>	<b>1949/32.5</b>	<b>420-918</b>	<b>.458</b>	<b>154-398</b>	<b>.387</b>	<b>222-284</b>	<b>.782</b>	<b>334-5.6</b>	<b>117-0</b>	<b>104</b>	<b>119</b>	<b>22</b>	<b>90</b>	<b>1216-20.3</b>



# Bo Spencer

Guard • 6-1 • 185 • Sophomore • 1VL • Baton Rouge, La. • Glen Oaks HS

# 11

## Top Performances

### Points

Season: 21, twice  
Career: 21, twice

### Rebounds

Season: 6, vs. Grambling, 12/13/08  
Career: 6, vs. Grambling, 12/13/08

### Field Goals Made

Season: 7, vs. Jackson St., 11/15/08  
Career: 7, vs. Jackson St., 11/15/08

### 3 PT FG Made

Season: 5, vs. Arkansas, 1/31/09  
Career: 5, vs. Arkansas, 1/31/09

### Free Throws Made

Season: 8, vs. UL-Laf. 12/31/08  
Career: 8, vs. UL-Laf. 12/31/08

### Assists

Season: 6, twice  
Career: 6, three times

### Blocks

Season: 1, three times  
Career: 1, four times

### Steals

Season: 5, vs. S. Carolina, 1/14/09  
Career: 5, vs. S. Carolina, 1/14/09

### Minutes Played

Season: 39, three times  
Career: 40, at S. Carolina, 2/27/08

## Top Career Scoring Games

1. 21, vs. Arkansas, 1/31/09
1. 21, vs. Jackson State, 11/15/08
- 20, vs. UL-Lafayette, 12/31/08
- 19, vs. Washington State, 12/27/08
- 17, vs. SE Louisiana, 1/3/09
- 17, vs. Nicholls State, 12/17/08
- 16, at Kentucky, 2/28/09
- 15, at Miss. State, 2/11/09
- 15, at Tennessee, 1/28/09
- 14, twice

## Sophomore Season (2008-09)

Started the Jackson State (11/15) game at point guard, scoring a team-best 21 points in 34 minutes, hitting 7-of-12 from the field .. Second double figure game of season of 10 vs. Northwestern State (11/23) ... Three assists, no turnovers vs. Centenary in 25 minutes (11/28) ... His third double figure scoring game of 13 against Troy (11/3), hitting three treys with career high tying six assists and a career high 5 rebounds ... Another strong game as the point guard against Fullerton (12/2) with 13 points, four assists ... Career rebound best of six against Grambling (12/13) ... Hit 3 treys for the third time this year against Nicholls (12/17) ... Despite sore left shoulder, gutted out 38 minutes with eight points, 5 assists vs. Texas A&M (12/20) ... Sixth double figure scoring game from the points guard position against McNeese (12/22) ... Continues to make the point-guard position a scoring position with 19 points, three assists, one turnover in win over Washington State (12/27) ... Second best scoring game against UL-Lafayette (12/31) with 20 ... Fourth straight double figure scoring game for scoring point guard with 17 against SE Louisiana (1/3) ... LSU's scoring point guard gets 12 in Ole Miss win (1/14), 3 assists, 1 turnover 31 min. ... Equaled career scoring high from first game vs. Arkansas, hitting 5 treys, 21 points (1/31) ... Injured ankle in win over Miss. State (2/11), but had 15 points and 3 assists ... Missed Ole Miss game (2/14) and Arkansas games (2/18) ... Returned against Auburn and was in double figures ... In win over Florida (2/24), six assists, no turnovers in 30 minutes with 9 points ...

## Spencer's Game-by-Game Statistics


### 2008-09

OPPONENT	MIN	FG	3FG	FT	REB	PF/D	A	TO	BLK	STL	PTS
Jackson State	34	7-12	3-5	4-4	3	0-0	0	3	0	0	21
Alcorn State	18	3-5	2-3	0-0	4	0-0	1	0	0	0	8
Northwestern State	19	2-5	2-3	4-4	2	1-0	1	2	1	0	10
Centenary	25	2-2	1-1	2-3	3	2-0	3	0	0	0	7
Troy	33	4-10	3-7	2-2	5	0-0	6	1	0	1	13
Cal State Fullerton	36	5-13	2-5	1-1	5	2-0	4	3	0	0	13
Grambling State	20	2-5	0-2	0-0	6	1-0	2	0	0	0	4
Nicholls State	36	6-10	3-5	2-2	3	2-0	1	2	1	0	17
Texas A&M	38	4-10	0-4	0-0	3	4-0	5	1	0	0	8
McNeese State	29	3-8	2-5	3-3	2	3-0	2	4	0	2	11
Washington St.	34	5-11	2-5	7-7	2	0-0	3	1	0	1	19
Louisiana-Lafayette	34	5-9	2-5	8-11	3	3-0	4	2	0	2	20
Southeastern La.	32	6-13	3-7	2-2	3	3-0	2	1	0	3	17
Utah	30	3-7	1-2	0-0	0	3-0	2	1	0	0	7
Alabama	10	4-10	1-4	1-2	4	3-0	2	6	0	0	10
South Carolina	28	3-7	1-1	3-3	1	4-0	3	4	0	5	10
Ole Miss	31	5-11	1-4	1-2	3	2-0	3	1	0	1	12
Mississippi State	32	3-8	3-4	0-0	4	1-0	3	1	0	0	9
Xavier	39	3-10	2-6	2-4	1	3-0	3	2	0	1	10
Tennessee	39	6-14	1-6	2-4	4	1-0	3	2	1	0	15
Arkansas	34	6-10	5-6	4-4	4	2-0	3	5	0	1	21
Georgia	21	0-7	0-3	0-0	1	3-0	2	2	0	1	0
Alabama	22	1-6	0-3	0-0	1	1-0	3	0	0	0	2
Mississippi State	30	5-10	3-5	2-2	1	1-0	3	3	0	1	15
Ole Miss	DNP-injury										
Arkansas	DNP-injury										
Auburn	28	5-9	1-3	3-3	2	3-0	1	1	0	0	14
Florida	30	4-9	0-3	1-1	6	3-0	6	0	0	0	9
Kentucky	39	6-12	4-7	0-0	0	1-0	3	2	0	2	16
Vanderbilt											
Auburn											
SEC Tournament											

## Bo Spencer's Career Stats

YEAR	GP-GS	MIN/AVG	FG-FGA	PCT.	3FG-FGA	PCT.	FT-FTA	PCT.	REB-AVG	PF-FO	AST	TO	BLK	STL	PTS-AVG.
07-09	30-3	475/15.8	33-102	.324	20-62	.323	16-22	.727	36-1.2	36-0	43	27	1	15	102-3.4
08-09	27-27	822/30.4	108-243	.444	48-114	.421	54-64	.844	76-2.8	52-0	74	50	3	21	318-11.8
Totals	57-30	1297/22.8	141-345	.409	68-176	.386	70-86	.814	112-2.0	88-0	117	77	4	36	420-7.4





# Terry Martin

Guard • 6-6 • 210 • Senior • 2VL • Monroe, La. • Texas Tech

# 13

### Top Performances

<b>Points</b>	
Season:	16, vs. Grambling, 12/13/08
Career:	23, vs. Auburn, 1/13/07

<b>Rebounds</b>	
Season:	7, vs. Jackson St., 11/15/08
Career:	7, three times

<b>Field Goals Made</b>	
Season:	6, vs. Grambling, 12/13/08
Career:	8, vs. Auburn, 1/13/07

<b>3 PT FG Made</b>	
Season:	4, vs. Grambling, 12/13/08
Career:	5, twice

<b>Free Throws Made</b>	
Season:	5, vs. S. Carolina, 1/14/09
Career:	5, vs. S. Carolina, 1/14/09

<b>Assists</b>	
Season:	3, twice
Career:	6, vs. Oregon St., 12/21/07

<b>Blocks</b>	
Season:	1, five times
Career:	3, vs. Chaminade, 11/20/07

<b>Steals</b>	
Season:	2, twice
Career:	3, at Georgia, 1/2/807

<b>Minutes Played</b>	
Season:	31, at Miss. State, 2/14/09
Career:	40, vs. Oregon St., 12/21/07

### Top Career Scoring Games

- 23, vs. Auburn, 1/13/07
- 19, at Tulane, 1/2/08
- 19, vs. La Tech, 12/23/06
- 18, at Arkansas, 2/20/08
- 18, vs. Florida, 2/24/07
- 16, vs. Grambling State, 12/13/08
- 16, at Kentucky, 2/20/07
- 16, at Georgia, 1/28/07
- 15, five times

### Senior Season (2008-09)

Martin had several crucial buckets in the second half against Jackson State (11/15), scoring nine points with team co-high seven boards ... Almost perfect night shooting, hitting 6-of-7 including all four treys in 16 point night against Grambling (12/13) ... Ended four-game suspension by playing 11 minutes against Utah (1/6) ... Played 21 minutes and had seven points against South Carolina (1/14/09) ... Martin played a season high 31 minutes in the win at Mississippi State (2/11), scoring 11 points with five rebounds ... Started his first game of the season with the injury to Bo Spencer against Ole Miss (1/14), scoring 11 points for the second straight game ... Had eight point including two threes at Kentucky in win (2/28)

### Martin's Game-by-Game Statistics

OPPONENT	MIN	FG	3FG	FT	REB	PF/D	A	TO	BLK	STL	PTS
Jackson State	23	4-11	1-5	0-0	7	2-0	1	0	0	1	9
Alcorn State	15	2-7	2-4	0-0	4	2-0	0	0	1	2	6
Northwestern State	16	2-5	1-2	3-4	1	1-0	2	2	0	0	8
Centenary	18	1-4	1-2	1-2	2	1-0	0	4	1	0	4
Troy	12	1-4	0-3	0-0	1	2-0	3	0	0	0	12
Cal State Fullerton	14	0-3	0-1	0-0	1	0-0	1	0	0	0	0
Grambling State	17	6-7	4-4	0-0	1	2-0	2	2	0	0	16
Nicholls State	13	0-1	0-1	0-0	2	1-0	1	1	0	0	0
Texas A&M	4	0-0	0-0	0-0	0	0-0	0	0	0	0	0
McNeese State	Did not dress										
Washington St.	Did not dress										
Louisiana-Lafayette	Did not dress										
Southeastern La.	Did not dress										
Utah	11	1-3	1-2	0-0	0	0-0	1	2	0	1	3
Alabama	1	0-0	0-0	0-0	0	0-0	0	1	0	0	0
South Carolina	21	1-2	0-0	5-6	2	2-0	2	0	0	0	7
Ole Miss	14	3-6	0-1	0-0	3	0-0	0	1	0	0	6
Mississippi State	17	1-5	0-3	0-0	3	2-0	1	1	0	1	2
Xavier	18	2-5	1-2	0-0	1	1-0	0	0	0	0	5
Tennessee	18	1-5	0-3	2-3	1	1-0	1	1	0	0	4
Arkansas	15	2-8	1-2	0-0	4	2-0	2	1	0	2	5
Georgia	15	1-6	1-3	0-0	4	1-0	1	1	0	0	3
Alabama	14	2-6	0-4	1-2	1	0-0	3	0	0	1	5
Mississippi State	31	4-7	2-2	1-1	5	5-1	0	1	1	0	11
Ole Miss	25	4-9	1-2	2-5	3	0-0	1	0	3	1	11
Arkansas	15	1-4	1-2	0-0	1	2-0	0	1	1	0	3
Auburn	16	0-3	0-3	0-0	4	1-0	1	3	0	0	0
Florida	17	1-4	0-2	1-1	2	0-0	2	0	0	0	3
Kentucky	18	3-4	2-3	0-0	1	1-0	1	1	1	1	8
Vanderbilt											
Auburn											
SEC Tournament											

### Terry Martin's Career Stats

YEAR	GP-GS	MIN/AVG	FG-FGA	PCT.	3FG-FGA	PCT.	FT-FTA	PCT.	REB-AVG	PF-FO	AST	TO	BLK	STL	PTS-AVG.
06-07	24-16	701/29.2	93-227	.410	52-134	.388	15-26	.577	67-2.8	37-1	35	43	6	11	253-10.5
07-08	31-17	753/24.3	97-261	.372	43-141	.305	21-29	.724	77-2.5	50-1	50	45	9	7	257-8.3
08-09	25-1	398/15.9	43-119	.361	19-56	.339	16-24	.667	56-2.2	29-1	26	26	8	10	121-4.8
<b>Totals</b>	<b>80-35</b>	<b>1851-23.1</b>	<b>233-607</b>	<b>.384</b>	<b>114-331</b>	<b>.344</b>	<b>52-79</b>	<b>.658</b>	<b>200-2.5</b>	<b>116-3</b>	<b>111</b>	<b>114</b>	<b>23</b>	<b>28</b>	<b>632-7.9</b>



# Garrett Temple

Guard • 6-6 • 190 • Senior • 3VL • Baton Rouge, La. • Univeristy HS

# 14

## Top Performances

### Points

Season: 21, vs. Florida, 2/24/09  
Career: 21, vs. Florida, 2/24/09

### Rebounds

Season: 10, vs. CS Fullerton, 12/2/08  
Career: 10, vs. CS Fullerton, 12/2/08

### Field Goals Made

Season: 7, vs. Florida, 2/24/09  
Career: 7, twice

### 3 PT FG Made

Season: 4, at Ole Miss, 1/17/09  
Career: 4, five times

### Free Throws Made

Season: 6, vs. S. Carolina, 1/13/09  
Career: 8, twice

### Assists

Season: 10, vs. Troy, 11/30/08  
Career: 10, vs. Troy, 11/30/08

### Blocks

Season: 3, twice  
Career: 4, vs. Auburn, 1/13/07

### Steals

Season: 6, twice  
Career: 6, twice

### Minutes Played

Season: 38, twice  
Career: 45, vs. Texas, 12/10/06

## Top Career Scoring Games

- 21 vs. Florida, 2/24/09
- 18 at Tulane, 12/2/06
- 17 vs. Auburn, 1/16/08
- 17 vs. Oklahoma State, 11/19/07
- 17 vs. Florida, 2/24/07
- 17 at Oregon State, 12/17/06
- 17 vs. McNeese State, 11/29/06
- 16 at Ole Miss, 1/12/08
- 16 at Mississippi State, 2/3/07
- 16 vs. Nicholls State, 11/17/06

## 2008 Collegeinsider.com All-American Defensive Team

### Senior Season (2008-09)

Failed to score in first game against Jackson State (11/15) ... Scored first five points against Alcorn State (11/20), finish with seven in 17 minutes ... Had a career high six steals in the Northwestern State game (11/23) ... Had 10 assists to become first player since Jan. 15, 2005 to have double figure assists against Troy (11/30) and season high nine points and seven rebounds ... For the second straight game flirted with triple double with 8 points, career high 10 rebounds and 7 assists vs. Cal State Fullerton (12/2) ... First double figure scoring game against Nicholls (12/17) with 10 points ... Strong finish with career high tying six steals against Washington State (12/27) ... At Utah (1/6), first game since opener failed to score ... Hit four treys in 14-point, nine-assist contest in the win at Ole Miss (1/14) ... 10 points, 3 assists in 2/8 win over Alabama ... Took over point guard for injured Bo Spencer with nine assists in 37 minutes vs. Ole Miss (1/14) ... 12 points, 6 assists in 35 minutes against Auburn (2/21) ... Had his first 20 point game of career in his next to last home game as he scored 21 points in the win over Florida (2/24)


## Temple's Game-by-Game Statistics

### 2008-09

OPPONENT	MIN	FG	3FG	FT	REB	PF/D	A	TO	BLK	STL	PTS
Jackson State	25	0-0	0-0	0-0	5	2-0	2	4	1	1	0
Alcorn State	17	3-7	1-4	0-0	2	2-0	1	2	0	0	7
Northwestern State	21	1-4	0-0	4-6	6	1-0	2	1	0	6	6
Centenary	27	1-4	1-2	4-4	3	4-0	3	1	3	2	7
Troy	29	3-5	2-4	1-2	7	2-0	10	3	0	4	9
Cal State Fullerton	36	2-8	1-4	3-4	10	3-0	7	3	2	3	8
Grambling State	20	2-3	1-2	2-2	1	3-0	5	0	0	2	7
Nicholls State	25	4-6	1-2	1-1	3	3-0	4	2	0	1	10
Texas A&M	38	2-6	0-3	4-4	5	2-0	3	2	0	2	8
McNeese State	31	2-7	0-2	1-2	5	3-0	4	1	0	0	5
Washington St.	38	5-11	2-4	1-2	2	0-0	1	0	2	6	13
Louisiana-Lafayette	32	2-3	2-3	4-4	3	3-0	6	2	0	1	10
Southeastern La.	33	2-5	0-0	1-2	3	1-0	4	1	0	3	5
Utah	29	0-5	0-2	0-0	2	2-0	4	3	1	2	0
Alabama	28	3-8	0-3	2-2	5	4-0	1	3	1	0	8
South Carolina	34	2-7	0-1	6-6	7	4-0	3	3	1	3	10
Ole Miss	31	5-9	4-6	0-0	7	2-0	9	2	1	0	14
Mississippi State	30	2-6	0-2	0-0	8	3-0	6	1	1	3	4
Xavier	32	1-4	0-2	0-0	3	5-1	4	3	0	5	2
Tennessee	29	2-6	1-3	2-2	4	3-0	6	1	0	1	7
Arkansas	26	0-5	0-3	4-4	4	4-0	3	1	1	1	4
Georgia	31	1-4	0-2	3-4	1	4-0	2	0	0	0	5
Alabama	26	3-7	2-3	2-2	6	2-0	3	1	0	2	10
Mississippi State	34	1-8	0-4	0-0	7	4-0	3	6	0	0	2
Ole Miss	37	2-6	0-2	2-3	4	3-0	9	3	0	3	6
Arkansas	36	2-5	1-3	2-3	3	4-0	4	4	0	0	7
Auburn	35	3-6	2-3	4-4	6	0-0	6	3	0	2	12
Florida	33	7-10	3-4	4-4	7	4-0	2	2	0	1	21
Kentucky	25	0-3	0-1	1-2	1	4-0	1	1	3	0	1
Vanderbilt											
Auburn											
SEC Tournament											

## Garrett Temple's Career Stats

YEAR	GP-GS	MIN/AVG	FG-FGA	PCT.	3FG-FGA	PCT.	FT-FTA	PCT.	REB.-AVG	PF-FO	AST	TO	BLK	STL	PTS-AVG.
05-06	36-35	1207/33.5	65-194	.335	27-109	.248	25-37	.676	94-2.6	87-2	99	70	31	38	182-5.1
06-07	32-32	1099/34.3	91-230	.396	35-130	.269	57-70	.814	118-3.7	79-1	138	83	34	52	274-8.6
07-08	31-29	1066/34.4	61-155	.394	22-73	.301	54-69	.783	131-4.2	91-2	111	73	24	41	198/6.4
08-09	29-29	868/29.9	63-168	.375	24-74	.324	58-69	.841	130-4.5	81-1	118	59	17	54	208-7.2
Totals	128-125	4240/33.1	280-747	.375	108-386	.280	194-245	.792	473-3.7	338-6	466	285	106	185	862-6.7



# Zach Kinsley

Guard/Forward • 6-5 • 200 • Freshman • HS • Baton Rouge, La. • St. Thomas More (CN)

20

### Top Performances

Points	
Season:	4, vs. Alcorn St., 11/20/08
Career:	4, vs. Alcorn St., 11/20/08

Rebounds	
Season:	4, vs. Alcorn St., 11/20/08
Career:	4, vs. Alcorn St., 11/20/08

Field Goals Made	
Season:	2, vs. Alcorn St., 11/20/08
Career:	2, vs. Alcorn St., 11/20/08

3 PT FG Made	
Season:	
Career:	

Free Throws Made	
Season:	1, twice
Career:	1, twice

Assists	
Season:	
Career:	

Blocks	
Season:	
Career:	

Steals	
Season:	
Career:	

Minutes Played	
Season:	7, vs. Alcorn St., 11/20/08
Career:	7, vs. Alcorn St., 11/20/08

Top Career Scoring Games	
1.	4, vs. Alcorn St., 11/20/08
2.	1, vs. S. Carolina, 1/14/09
2.	1, vs. Centenary, 11/28/08


### Freshman Season (2008-09)

Saw his first action, for seven minutes against Alcorn State, scoring his first LSU baskets (11/20)... Played in five straight games, getting points for the second time vs. Centenary (11/28) ... Scored his first SEC points against South Carolina (1/14).

### Kinsley's Game-by-Game Statistics 2008-09

OPPONENT	MIN	FG	3FG	FT	REB	PF/D	A	TO	BLK	STL	PTS
Jackson State	DNP										
Alcorn State	7	2-3	0-0	0-0	4	0-0	0	1	0	0	4
Northwestern State	5	0-1	0-0	0-0	0	1-0	0	1	0	0	0
Centenary	2	0-0	0-0	1-2	0	1-0	0	1	0	0	1
Troy	1	0-0	0-0	0-0	0	0-0	0	0	0	0	0
Cal State Fullerton	1	0-1	0-0	0-0	0	0-0	0	0	0	0	0
Grambling State	3	0-0	0-0	0-0	0	0-0	0	0	0	0	0
Nicholls State	DNP										
Texas A&M	DNP										
McNeese State	DNP										
Washington St.	DNP										
Louisiana-Lafayette	DNP										
Southeastern La.	DNP										
Utah	DNP										
Alabama	DNP										
South Carolina	1	0-0	0-0	1-2	0	0-0	0	0	0	0	1
Ole Miss	DNP										
Mississippi State	2	0-1	0-0	0-0	0	1-0	0	0	0	0	0
Xavier	DNP										
Tennessee	DNP										
Arkansas	DNP										
Georgia	DNP										
Alabama	DNP										
Mississippi State	DNP										
Ole Miss	DNP										
Arkansas	DNP										
Auburn	DNP										
Florida	DNP										
Kentucky											
Vanderbilt											
Auburn											
SEC Tournament											

Zach Kinsley's Career Stats															
YEAR	GP-GS	MIN/AVG	FG-FGA	PCT.	3FG-FGA	PCT.	FT-FTA	PCT.	REB-AVG	PF-FO	AST	TO	BLK	STL	PTS-AVG.
08-09	8-0	22-2.8	2-6	.333	0-0	.000	2-4	.500	4-0.5	3-0	0	3	0	0	6-0.8
Totals	8-0	22-2.8	2-6	.333	0-0	.000	2-4	.500	4-0.5	3-0	0	3	0	0	6-0.8



# Chris Johnson

Center • 6-11 • 210 • Senior • 3VL • Montross, Va. • Laurinburg (NC) Prep

# 21

## Top Performances

### Points

Season: 18, vs. Arkansas, 1/31/09  
Career: 20, twice

### Rebounds

Season: 14, twice  
Career: 15, twice

### Field Goals Made

Season: 7, vs. Arkansas, 1/31/09  
Career: 9, vs. Washington, 12/29/07

### 3 PT FG Made

Season: 1, vs. Centenary, 11/28/08  
Career: 3, at Oklahoma St., 11/19/08

### Free Throws Made

Season: 7, vs. Jackson St., 11/15/08  
Career: 7, vs. Jackson St., 11/15/08

### Assists

Season: 4, vs. S. Carolina, 1/14/09  
Career: 4, twice

### Blocks

Season: 7, vs. Arkansas, 1/31/09  
Career: 7, three times

### Steals

Season: 2, twice  
Career: 3, vs. NW St., 12/15/07

### Minutes Played

Season: 37, twice  
Career: 40, at S. Carolina, 2/27/08

## Top Career Scoring Games

- 20 at Florida, 2/13/08
- 20 vs. Southern, 11/30/07
- 19 vs. Washington, 12/29/07
- 19 vs. Oklahoma State, 11/19/07
- 18 vs. Arkansas, 1/31/09
- 18 vs. Chaminade, 11/20/07
- 17 vs. Centenary, 11/28/08
- 17 vs. Jackson State, 11/15/08
- 17 at Miss. State, 3/8/08
- 17 vs. Tennessee, 2/9/08

## Senior Season (2008-09)

Johnson had a strong opening effort with 17 points, 7 rebounds against Jackson State (11/15) ... Blocked four of LSU single-game record tying 16 shots against Alcorn State (11/20) ... Had four blocked shots for the second straight game ... Recorded his sixth career double double with 17 points 14 rebounds against Centenary (11/28) ... Also had three blocks ... 16 vs. Cal Fullerton (12/2) ... Back in double figures against Mcneese State (12/22) and had key blocked shot with 7 seconds to play ... Second best rebound total of the year (13) against Louisiana-Lafayette (12/31) ... Had his sixth double figure game of the season against Utah (1/6) ... Blocked four shots for the second straight SEC win at Ole Miss (1/14) ... Tied season high in rebounds with 14 as he doubled up at Tennessee with 14 points (1/28), also played season high minutes (37) ... Third double double of season and fourth consecutive game in double figure rebounds in SEC play and season best scoring (18) vs. Ark. (1/31) ... Three important field goals down the stretch in rallying win over Ole Miss (1/14), scoring 12 points with six blocks ... Had 12 points, 12 rebounds and six blocks at Arkansas (2/18) ... Limited to just 14 minutes battling the flu at Kentucky (2/28)


## Johnson's Game-by-Game Statistics

### 2008-09

OPPONENT	MIN	FG	3FG	FT	REB	PF/D	A	TO	BLK	STL	PTS
Jackson State	28	5-9	0-0	7-7	7	1-0	1	1	0	0	17
Alcorn State	17	1-5	0-0	1-2	5	0-0	1	0	4	1	3
Northwestern State	22	2-3	0-0	2-4	6	0-0	1	1	4	1	6
Centenary	29	6-14	1-1	4-6	14	0-0	1	3	3	2	17
Troy	27	3-9	0-0	6-6	9	1-0	1	0	5	0	12
Cal State Fullerton	25	6-10	0-0	4-5	9	0-0	1	2	0	1	16
Grambling State	22	2-6	0-0	0-0	7	3-0	1	0	2	1	4
Nicholls State	29	0-2	0-0	1-3	4	1-0	2	3	5	0	1
Texas A&M	20	0-2	0-0	2-2	3	5-1	0	2	0	0	2
McNeese State	20	4-9	0-0	2-3	4	3-0	2	0	2	0	10
Washington St.	24	0-5	0-0	2-2	8	2-0	1	2	0	0	2
Louisiana-Lafayette	28	3-7	0-0	2-4	13	1-0	2	1	1	0	8
Southeastern La.	15	0-4	0-2	2-4	2	3-0	0	0	2	0	2
Utah	26	5-12	0-1	3-4	7	1-0	0	2	1	0	13
Alabama	28	4-7	0-0	0-0	10	3-0	2	1	2	0	8
South Carolina	19	4-6	0-0	1-1	6	2-0	4	1	4	1	9
Ole Miss	36	4-9	0-0	1-2	12	0-0	3	1	4	1	9
Mississippi State	25	1-5	0-0	0-0	12	1-0	2	4	2	0	2
Xavier	26	4-5	0-0	0-1	7	3-0	1	0	2	2	8
Tennessee	37	6-9	0-0	2-2	14	3-0	0	1	4	1	14
Arkansas	37	7-13	0-0	4-4	11	2-0	1	3	7	0	18
Georgia	17	3-4	0-0	1-1	4	4-0	2	3	0	0	7
Alabama	24	3-6	0-0	0-0	7	2-0	3	5	3	0	6
Mississippi State	16	0-5	0-0	0-0	4	5-1	0	1	4	0	0
Ole Miss	34	6-8	0-0	0-0	4	1-0	0	1	6	2	12
Arkansas	34	6-13	0-0	0-0	12	4-0	1	2	6	0	12
Auburn	34	5-8	0-0	2-2	8	3-0	3	2	4	1	12
Florida	28	2-6	0-1	0-0	3	1-0	1	0	3	0	4
Kentucky	14	1-3	0-0	0-0	4	2-0	1	1	0	0	2
Vanderbilt											
Auburn											
SEC Tournament											

## Chris Johnson's Career Stats

YEAR	GP-GS	MIN/AVG	FG-FGA	PCT.	3FG-FGA	PCT.	FT-FTA	PCT.	REB-AVG	PF-FO	AST	TO	BLK	STL	PTS-AVG.
05-06	10-0	43/4.3	6-18	.333	0-6	.000	1-2	.500	7-0.7	2-0	3	6	3	2	13-1.3
06-07	18-2	122/6.8	24-43	.558	3-6	.500	7-11	.636	29-1.6	19-0	3	8	12	2	58-3.2
07-08	25-22	746/29.8	114-217	.525	15-49	.306	46-54	.852	165-6.6	61-2	20	60	66	16	289-11.6
08-09	29-29	741/25.6	93-204	.456	1-5	.200	49-65	.754	216-7.4	57-2	38	43	80	14	236-8.1
Totals	82-53	1652/20.1	237-482	.492	19-66	.288	103-132	.780	417-5.1	139-4	64	117	161	34	596-7.3



# Chris Bass

Guard • 6-0 • 180 • Freshman • HS • Baton Rouge, La. • Lee Academy Prep (Maine)

# 4

## Top Performances

### Points

Season: 6, vs. Grambling, 12/13/08  
Career: 6, vs. Grambling, 12/13/08

### Rebounds

Season: 5, vs. Grambling, 12/13/08  
Career: 5, vs. Grambling, 12/13/08

### Field Goals Made

Season: 2, three times  
Career: 2, three times

### 3 PT FG Made

Season: 2, vs. Grambling, 12/13/08  
Career: 2, vs. Grambling, 12/13/08

### Free Throws Made

Season: 3, at Utah, 1/6/09  
Career: 3, at Utah, 1/6/09

### Assists

Season: 6, vs. NW State, 11/23/08  
Career: 6, vs. NW State, 11/23/08

### Blocks

Season: 1, vs. S. Carolina, 1/14/09  
Career: 1, vs. S. Carolina, 1/14/09

### Steals

Season: 1, three times  
Career: 1, three times

### Minutes Played

Season: 26, at Arkansas, 2/18/09  
Career: 26, at Arkansas, 2/18/09

## Top Career Scoring Games

- 6, vs. Grambling, 12/13/08
- 5, vs. Alabama, 2/8/09
- 4, vs. NW State, 11/23/08
- 3, at Utah, 1/6/09
- 3, vs. McNeese, 12/22/08
- 1, vs. SE Louisiana, 1/3/09
- 1, vs. Troy, 11/30/08

## Freshman Season (2008-09)


Back-up point guard came off the bench to play six minutes in first game versus Jackson State (11/15) ... Played 22 minutes vs. Alcorn State (11/20), with four assists ... Had six assists in 21 minutes against Northwestern State (11/23) as he scored his first points of his LSU career ... Season best of six on two treys against Grambling State (12/13) ... Played alongside Bo Spencer for the first time this season off the bench against McNeese State, scoring three points in 17 minutes (12/22) ... Played strong 17 minutes in win over Alabama (2/8) with five points, and one assist ... Played 26 minutes at Arkansas (2/18) with five assists and no turnovers.

## Bass' Game-by-Game Statistics 2008-09

OPPONENT	MIN	FG	3FG	FT	REB	PF/D	A	TO	BLK	STL	PTS
Jackson State	6	0-1	0-0	0-0	0	1-0	1	0	0	1	0
Alcorn State	22	0-2	0-0	0-0	2	1-0	4	1	0	0	0
Northwestern State	21	2-3	0-1	0-2	4	3-0	6	3	0	0	4
Centenary	15	0-1	0-1	0-0	1	1-0	3	1	0	0	0
Troy	7	0-0	0-0	1-2	2	1-0	1	0	0	0	1
Cal State Fullerton	4	0-0	0-0	0-0	1	0-0	1	0	0	0	0
Grambling State	20	2-3	2-2	0-0	5	1-0	2	1	0	0	6
Nicholls State	DNP										
Texas A&M	DNP										
McNeese State	17	1-2	1-2	0-0	2	2-0	1	1	0	0	3
Washington St.	8	0-0	0-0	0-0	0	1-0	0	0	0	1	0
Louisiana-Lafayette	11	0-1	0-0	0-0	2	1-0	0	0	0	0	0
Southeastern La.	8	0-2	0-1	1-2	0	0-0	0	1	0	0	1
Utah	10	0-1	0-0	3-4	1	0-0	2	0	0	0	3
Alabama	1	0-0	0-0	0-0	0	0-0	0	0	0	0	0
South Carolina	12	0-2	0-1	0-0	1	1-0	0	0	1	1	0
Ole Miss	5	0-1	0-1	0-0	0	0-0	1	0	0	0	0
Mississippi State	6	0-0	0-0	0-0	0	1-0	1	0	0	0	0
Xavier	DNP										
Tennessee	DNP										
Arkansas	5	0-1	0-1	0-0	1	0-0	2	2	0	1	0
Georgia	10	0-1	0-0	0-0	0	0-0	3	0	0	1	0
Alabama	17	2-2	1-1	0-0	3	2-0	1	1	0	0	5
Mississippi State	9	0-0	0-0	0-3	2	0-0	2	1	0	0	0
Ole Miss	8	0-0	0-0	0-0	1	1-0	2	1	0	0	0
Arkansas	26	0-3	0-3	0-1	2	2-0	5	0	0	0	0
Auburn	2	0-0	0-0	0-0	0	0-0	0	1	0	0	0
Florida	DNP										
Kentucky	DNP										
Vanderbilt											
Auburn											
SEC Tournament											

## Chris Bass' Career Stats

YEAR	GP-GS	MIN/AVG	FG-FGA	PCT.	3FG-FGA	PCT.	FT-FTA	PCT.	REB.-AVG	PF-FO	AST	TO	BLK	STL	PTS-AVG.
08-09	23-0	250-10.9	7-26	.269	4-14	.286	5-14	.357	30-1.3	19-0	38	14	1	5	23-1.0
Totals	23-0	250-10.9	7-26	.269	4-14	.286	5-14	.357	30-1.3	19-0	38	14	1	5	23-1.0



# Storm Warren

Forward • 6-7 • 220 • Freshman • HS • Monroe, La. • Richwood HS

# 24

## Top Performances

### Points

Season: 11, vs. Alcorn St., 11/20/08  
Career: 11, vs. Alcorn St., 11/20/08

### Rebounds

Season: 11, vs. Alcorn St., 11/20/08  
Career: 11, vs. Alcorn St., 11/20/08

### Field Goals Made

Season: 3, twice  
Career: 3, twice

### 3 PT FG Made

Season:  
Career:

### Free Throws Made

Season: 5, vs. Alcorn St., 11/20/08  
Career: 5, vs. Alcorn St., 11/20/08

### Assists

Season: 3, vs. Alcorn St., 11/20/08  
Career: 3, vs. Alcorn St., 11/20/08

### Blocks

Season: 4, vs. Alcorn St., 11/20/08  
Career: 4, vs. Alcorn St., 11/20/08

### Steals

Season: 1, six times  
Career: 1, six times

### Minutes Played

Season: 22, vs. Alcorn St., 11/20/08  
Career: 22, vs. Alcorn St., 11/20/08

## Top Career Scoring Games

1. 11, vs. Alcorn State, 11/20/08
2. 6, vs. Jackson State, 11/15/08
3. 4, at Ole Miss, 1/19/09
3. 4, vs. NW State, 11/23/08
3. 4, vs. Troy, 11/30/08
5. 3, vs. UL-Lafayette, 12/31/08
5. 3, vs. Centenary, 11/28/08
7. 2, vs. Alabama, 2/8/09
7. 2, vs. McNeese, 12/20/08

## SEC Freshman of the Week (11/24)

### Freshman Season (2008-09)

Warren had a good 13 minutes in his opener versus Jackson State (11/15), scoring six points with three rebounds ... Continues to improve with first collegiate double double -- 11 points, 11 rebounds against Alcorn State (11/20) ... Had four points, seven rebounds, two blocks against NW State (11/23) ... Limited in three early games by minor groin injury ... 4-of-5 field goals in last two games vs. Mississippi schools ... Played 13 important minutes in the win at Mississippi State (2/11) with seven points and two blocked shots.


### Warren's Game-by-Game Statistics

#### 2008-09

OPPONENT	MIN	FG	3FG	FT	REB	PF/D	A	TO	BLK	STL	PTS
Jackson State	13	3-5	0-0	0-1	3	1-0	0	1	0	1	6
Alcorn State	22	3-8	0-0	5-7	11	2-0	3	2	4	1	11
Northwestern State	10	1-5	0-0	2-6	7	4-0	0	0	2	0	4
Centenary	16	0-2	0-0	3-4	3	0-0	0	0	0	0	3
Troy	11	2-4	0-0	0-0	3	2-0	0	1	1	1	4
Cal State Fullerton	1	0-0	0-0	0-0	0	1-0	0	1	0	0	0
Grambling State	8	0-0	0-0	0-0	2	1-0	1	0	0	1	0
Nicholls State	5	0-0	0-0	0-0	0	1-0	0	0	0	0	0
Texas A&M	5	0-1	0-0	0-0	0	0-0	0	0	0	0	0
McNeese State	6	1-2	0-0	0-0	3	0-0	1	1	1	0	2
Washington St.	7	0-0	0-0	0-0	1	0-0	0	0	0	0	0
Louisiana-Lafayette	6	1-1	0-0	1-2	1	1-0	0	0	0	0	3
Southeastern La.	8	0-1	0-0	0-0	0	1-0	0	0	1	1	0
Utah	7	0-1	0-0	0-2	2	0-0	0	0	0	0	0
Alabama	9	0-0	0-0	0-0	3	2-0	0	0	0	1	0
South Carolina	1	1-2	0-0	0-0	0	0-0	0	0	0	0	2
Ole Miss	4	2-3	0-0	0-0	2	0-0	0	0	0	0	4
Mississippi State	5	2-2	0-0	1-1	0	1-0	0	1	0	0	5
Xavier	3	0-1	0-0	0-0	0	0-0	0	0	0	0	0
Tennessee	8	0-2	0-0	0-0	1	2-0	0	1	1	0	0
Arkansas	0+	0-0	0-0	0-0	0	0-0	0	0	0	0	0
Georgia	4	1-2	0-0	0-4	2	1-0	0	0	0	0	2
Alabama	9	0-0	0-0	2-2	2	2-0	0	0	1	2	2
Mississippi State	13	2-3	0-0	3-5	2	5-1	1	1	2	1	7
Ole Miss	4	0-0	0-0	0-0	2	0-0	0	0	0	0	0
Arkansas	DNP										
Auburn	DNP										
Florida	DNP										
Kentucky	18	0-1	0-0	0-0	0	2-0	0	0	2	1	0
Vanderbilt											
Auburn											
SEC Tournament											

## Storm Warren's Career Stats

YEAR	GP-GS	MIN/AVG	FG-FGA	PCT.	3FG-FGA	PCT.	FT-FTA	PCT.	REB.-AVG	PF-FO	AST	TO	BLK	STL	PTS-AVG.
08-09	26-0	203-7.8	19-46	.413	0-0	.000	17-34	.500	50-1.9	29-1	6	9	15	10	55-2.1
Totals	25-0	203-7.8	19-46	.413	0-0	.000	17-34	.500	50-1.9	29-1	6	9	15	10	55-2.1



# Alex Farrer

Guard • 6-5 • 205 • Junior • 2L • Phoenix, Ariz. • St. Mary's HS

# 30

## Top Performances

### Points

Season: 11, vs. Alcorn St., 11/20/08  
Career: 11, twice

### Rebounds

Season: 6, vs. SE Louisiana, 1/3/09  
Career: 6, vs. SE Louisiana, 1/3/09

### Field Goals Made

Season: 4, vs. Alcorn St., 11/20/08  
Career: 4, twice

### 3 PT FG Made

Season: 2, vs. Grambling, 12/13/08  
Career: 2, three times

### Free Throws Made

Season: 4, vs. Alabama, 2/8/09  
Career: 4, twice

### Assists

Season: 3, three times  
Career: 6, at Florida, 2/13/08

### Blocks

Season: 2, three times  
Career: 2, four times

### Steals

Season: 3, at Utah, 1/6/09  
Career: 4, vs. Tennessee, 2/9/08

### Minutes Played

Season: 22, vs. Alcorn St., 11/20/08  
Career: 34, vs. Auburn, 1/16/08

## Top Career Scoring Games

- 11 vs. Alcorn State, 11/20/08
- 11 vs. Arkansas, 1/26/08
- 10 vs. S. Carolina, 3/13/08
- 8 vs. Grambling State, 12/13/08
- 8 vs. Auburn, 1/16/08
- 7 at Vanderbilt, 1/19/08
- 6 vs. Kentucky, 2/16/08
- 5 five times

## Junior Season (2008-09)

Had three points, all at the free throw line in opener at Jackson State (11/15) ... Career high equaling 11 points against Alcorn State in 22 minutes (11/20) ... Career high in rebounds against Southeastern Louisiana (1/3) ... Played 13 minutes against Ole Miss with two points, three assists.


## Farrer's Game-by-Game Statistics

### 2008-09

OPPONENT	MIN	FG	3FG	FT	REB	PF/D	A	TO	BLK	STL	PTS
Jackson State	12	0-2	0-0	3-4	2	2-0	1	0	0	0	3
Alcorn State	22	4-10	2-4	1-1	1	3-0	3	3	2	1	11
Northwestern State	14	2-4	1-2	0-0	3	2-0	1	3	0	0	5
Centenary	12	2-4	0-0	0-0	1	0-0	0	0	2	0	4
Troy	7	1-1	0-0	0-0	0	1-0	0	0	0	0	2
Cal State Fullerton	2	1-1	1-1	0-0	0	0-0	0	0	0	0	3
Grambling State	20	3-8	2-6	0-0	0	2-0	3	2	2	0	8
Nicholls State	10	1-2	0-0	0-0	1	1-0	0	1	0	0	2
Texas A&M	3	0-0	0-0	0-0	0	1-0	0	0	0	0	0
McNeese State	12	0-4	0-1	0-0	0	0-0	1	0	0	2	0
Washington St.	4	0-1	0-1	0-0	1	2-0	0	1	0	0	0
Louisiana-Lafayette	9	0-3	0-1	0-0	0	2-0	2	0	0	0	0
Southeastern La	11	0-3	0-1	0-0	6	3-0	1	1	0	0	0
Utah	16	1-3	0-0	0-0	2	2-0	0	1	0	3	2
Alabama	7	0-0	0-0	0-0	0	5-0	2	0	0	0	0
South Carolina	1	0-0	0-0	0-0	0	2-0	1	0	0	0	0
Ole Miss	4	0-1	0-0	0-0	0	1-0	0	0	0	0	0
Mississippi State	5	0-1	0-1	0-0	1	0-0	0	0	0	0	0
Xavier	DNP										
Tennessee	DNP										
Arkansas	4	0-0	0-0	2-2	0	0-0	0	0	0	0	2
Georgia	4	0-1	0-1	0-0	0	0-0	0	1	0	0	0
Alabama	9	0-2	0-2	4-4	0	0-0	0	3	0	0	4
Mississippi State	1	0-0	0-0	1-2	1	0-0	0	0	0	0	1
Ole Miss	13	0-0	0-0	2-5	2	3-0	3	1	0	0	2
Arkansas	4	0-0	0-0	0-0	0	0-0	0	0	0	0	0
Auburn	8	0-0	0-0	0-0	1	0-0	0	0	0	0	0
Florida	1	0-0	0-0	0-0	0	0-0	0	0	0	0	0
Kentucky	0+	0-0	0-0	0-0	0	0-0	0	0	0	0	0
Vanderbilt											
Auburn											
SEC Tournament											

## Alex Farrer's Career Stats

YEAR	GP-GS	MIN/AVG	FG-FGA	PCT.	3FG-FGA	PCT.	FT-FTA	PCT.	REB.-AVG	PF-FO	AST	TO	BLK	STL	PTS-AVG.
06-07	14-0	86/6.1	5-23	.217	4-20	.200	4-6	.667	14-1.0	7-0	6	5	2	0	18-1.3
07-08	27-14	474/17.6	28-73	.384	7-31	.226	18-28	.643	47-1.7	40-0	35	28	4	15	81/3.0
08-09	27-0	215/8.0	15-51	.494	6-21	.286	13-18	.722	22-0.8	32-1	18	17	6	6	49-1.89
<b>Totals</b>	<b>68-14</b>	<b>775/11.6</b>	<b>48-147</b>	<b>.327</b>	<b>17-72</b>	<b>.236</b>	<b>35-52</b>	<b>.673</b>	<b>83-1.2</b>	<b>79-1</b>	<b>59</b>	<b>50</b>	<b>12</b>	<b>21</b>	<b>148-2.2</b>



# Quintin Thornton

Forward • 6-9 • 240 • Senior • JC • Orlando, Fla. • Odessa College

# 32

## Top Performances

Season: 7, twice  
Career: 7, three times

## Rebounds

Season: 8, vs. SE Louisiana, 1/3/09  
Career: 9, vs. Arkansas, 1/29/08

## Field Goals Made

Season: 3, twice  
Career: 3, three times

## 3 PT FG Made

Season:  
Career:

## Free Throws Made

Season: 3, vs. NW State, 11/23/08  
Career: 3, vs. NW State, 11/23/08

## Assists

Season: 2, five times  
Career: 3, at Auburn, 1/30/08

## Blocks

Season: 2, vs. S. Carolina, 1/14/09  
Career: 2, vs. S. Carolina, 1/14/09

## Steals

Season: 2, four times  
Career: 2, four times

## Minutes Played

Season: 24, at Georgia, 2/4/09  
Career: 36, vs. Arkansas, 1/26/08

## Top Career Scoring Games

1. 7 vs. S. Carolina, 1/14/09  
1. 7 vs. NW State, 11/23/08  
1. 7 at Ole Miss, 1/12/08  
4 6 at Ole Miss, 1/17/09  
5 6 vs. SE Louisiana, 1/3/09  
6. 4 nine times

## Senior Season (2008-09)

Played 13 minutes with three rebounds in opener versus Jackson State (11/13) ... Seven points vs. Northwestern State (11/23), equaling career high ... Played 20 minutes for the second straight game vs. McNeese (12/22) ... Big minutes in the win against Washington State (12/27) ... Season high rebounds, second best scoring against SE Louisiana, playing a season high 23 minutes (1/3) ... Thornton plays best minutes and contributes to LSU's conference wins over South Carolina (1/14) and at Ole Miss (1/17).

## Thornton's Game-by-Game Statistics 2008-09

OPPONENT	MIN	FG	3FG	FT	REB	PF/D	A	TO	BLK	STL	PTS
Jackson State	13	0-0	0-0	1-3	3	3-0	0	0	0	0	1
Alcorn State	12	0-1	0-0	0-0	1	1-0	2	1	1	0	0
Northwestern State	16	2-4	0-0	3-4	1	2-0	2	1	1	2	7
Centenary	DNP-Injury										
Troy	11	2-3	0-0	0-0	4	0-0	1	1	0	1	4
Cal State Fullerton	17	2-3	0-0	0-0	4	3-0	1	1	1	0	4
Grambling State	18	2-3	0-0	0-0	3	2-0	1	2	0	2	4
Nicholls State	9	0-0	0-0	2-3	3	4-0	0	0	0	0	2
Texas A&M	20	2-2	0-0	0-0	3	4-0	0	0	0	0	4
McNeese State	20	2-2	0-0	0-0	1	2-0	0	3	1	2	4
Washington St.	16	1-1	0-0	1-2	1	3-0	2	1	1	2	3
Louisiana-Lafayette	9	0-2	0-0	1-2	1	0-0	1	0	0	0	1
Southeastern La.	23	2-4	0-0	2-4	8	0-0	0	1	1	1	6
Utah	12	0-2	0-0	2-2	2	4-0	0	1	0	0	2
Alabama	15	1-2	0-0	0-0	2	3-0	1	0	0	0	2
South Carolina	22	3-4	0-0	1-4	6	0-0	2	1	2	0	7
Ole Miss	11	3-5	0-0	0-0	4	2-0	0	0	0	1	6
Mississippi State	13	1-1	0-0	2-4	3	4-0	1	0	0	0	4
Xavier	17	1-3	0-0	1-2	3	4-0	2	0	1	0	3
Tennessee	DNP										
Arkansas	6	0-0	0-0	0-0	1	0-0	0	0	0	0	0
Georgia	24	2-4	0-0	0-0	6	2-0	2	1	0	1	4
Alabama	15	2-2	0-0	0-0	2	2-0	0	1	0	1	4
Mississippi State	18	0-1	0-0	1-2	3	5-1	0	2	0	1	1
Ole Miss	7	0-0	0-0	0-1	0	1-0	0	0	0	0	0
Arkansas	8	1-3	0-0	0-2	2	1-0	1	0	0	0	2
Auburn	7	1-3	0-0	0-0	3	1-0	0	1	0	1	2
Florida	14	0-0	0-0	0-0	1	1-0	0	0	0	1	0
Kentucky	8	1-1	0-0	0-0	2	4-0	0	1	0	0	2
Vanderbilt											
Auburn											
SEC Tournament											

## Quintin Thornton's Career Stats

YEAR	GP-GS	MIN/AVG	FG-FGA	PCT.	3FG-FGA	PCT.	FT-FTA	PCT.	REB.-AVG	PF-FO	AST	TO	BLK	STL	PTS-AVG.
07-08	17-5	218/12.8	7-13	.538	0-0	.000	5-8	.625	28-1.6	31-0	7	7	2	1	19-1.1
08-09	27-0	381/14.1	31-46	.554	0-0	.000	17-35	.486	73-2.7	68-1	19	19	9	16	79-2.9
Totals	44-5	599/13.6	38-69	.551	0-0	.000	22-43	.512	101-2.3	69-1	26	26	11	17	98-2.2



**LSU Basketball 2008-09**  
**LSU Season Schedule/Results & Leaders (as of Feb 28, 2009)**  
**All games**

<b>RECORD:</b>	<b>OVERALL</b>	<b>HOME</b>	<b>AWAY</b>	<b>NEUTRAL</b>
ALL GAMES	25-4	19-1	6-2	0-1
CONFERENCE	13-1	7-0	6-1	0-0
NON-CONFERENCE	12-3	12-1	0-1	0-1

<b>Date</b>	<b>Opponent</b>	<b>Score</b>	<b>Att.</b>	<b>High Points</b>	<b>High Rebounds</b>
11/15/08	JACKSON STATE	W 79-65	11511	(21)SPENCER, Bo	(7)JOHNSON, Chris (7)MARTIN, Terry
11/20/08	ALCORN STATE	W 77-45	8475	(12)MITCHELL, Tasmin	(11)WARREN, Storm
11/23/08	NORTHWESTERN STATE	W 91-60	8322	(25)THORNTON, Marcus	(7)WARREN, Storm
11/28/08	CENTENARY	W 64-58	8419	(17)JOHNSON, Chris	(14)JOHNSON, Chris
11/30/08	TROY	W 92-57	7804	(32)THORNTON, Marcus	(9)JOHNSON, Chris
12/02/08	CAL STATE FULLERTON	W 84-63	9043	(24)THORNTON, Marcus	(15)MITCHELL, Tasmin
12/13/08	GRAMBLING STATE	W 87-41	8340	(18)THORNTON, Marcus	(7)JOHNSON, Chris
12/17/08	NICHOLLS STATE	W 68-56	8284	(19)MITCHELL, Tasmin	(10)MITCHELL, Tasmin
12/20/08	vs Texas A&M	61-72 L	17074	(23)THORNTON, Marcus	(5)TEMPLE, Garrett (5)THORNTON, Marcus
12/22/08	MCNEESE STATE	W 62-59	8604	(15)THORNTON, Marcus	(11)THORNTON, Marcus
12/27/08	WASHINGTON STATE	W 64-52	10585	(19)SPENCER, Bo	(8)JOHNSON, Chris
12/31/08	LOUISIANA-LAFAYETTE	W 81-79	9030	(25)MITCHELL, Tasmin	(13)JOHNSON, Chris
01/03/09	SOUTHEASTERN LOUISIANA	W 90-61	9310	(33)THORNTON, Marcus	(8)THORNTON, Quintin
01/06/09	at Utah	61-91 L	9170	(17)THORNTON, Marcus	(7)JOHNSON, Chris
01/11/09	*at Alabama	59-65 L	10711	(21)THORNTON, Marcus	(10)JOHNSON, Chris
01/14/09	*SOUTH CAROLINA	W 85-68	11393	(30)MITCHELL, Tasmin	(14)MITCHELL, Tasmin
01/17/09	*at Ole Miss	W 83-51	7674	(17)MITCHELL, Tasmin	(12)JOHNSON, Chris
01/21/09	*MISSISSIPPI STATE	W 81-57	11709	(31)THORNTON, Marcus	(12)JOHNSON, Chris
01/24/09	XAVIER	70-80 L	13839	(30)THORNTON, Marcus	(8)MITCHELL, Tasmin
01/28/09	*at Tennessee	W 79-73	18526	(29)THORNTON, Marcus	(14)JOHNSON, Chris
01/31/09	*ARKANSAS	W 79-69	12698	(21)SPENCER, Bo	(11)JOHNSON, Chris
02/04/09	*at Georgia	W 80-62	6659	(30)THORNTON, Marcus	(9)MITCHELL, Tasmin
02/08/09	*ALABAMA	W 76-62	10578	(22)THORNTON, Marcus	(11)MITCHELL, Tasmin
02-11-09	*at Mississippi State	WOT 97-94	9226	(41)MITCHELL, Tasmin	(11)MITCHELL, Tasmin
02/14/09	*OLE MISS	W 73-66	11425	(22)THORNTON, Marcus	(9)MITCHELL, Tasmin
02-18-09	*at Arkansas	W 72-69	16079	(28)THORNTON, Marcus	(13)MITCHELL, Tasmin
02/21/09	*AUBURN	W 79-72	11871	(25)THORNTON, Marcus	(8)JOHNSON, Chris
02/24/09	*FLORIDA	W 81-75	13345	(32)THORNTON, Marcus	(8)MITCHELL, Tasmin
02/28/09	*at Kentucky	W 73-70	24411	(23)THORNTON, Marcus	(9)THORNTON, Marcus

\* - Conference game

<b>Attendance Summary</b>	<b>Games</b>	<b>Attend</b>	<b>Avg/Game</b>
Home	20	204585	10229
Away	8	102456	12807
Neutral	1	17074	17074
Total	29	324115	11176

**LSU Basketball 2008-09**  
**LSU Combined Team Statistics (as of Feb 28, 2009)**  
**All games**

<b>RECORD:</b>	<b>OVERALL</b>	<b>HOME</b>	<b>AWAY</b>	<b>NEUTRAL</b>
ALL GAMES	25-4	19-1	6-2	0-1
CONFERENCE	13-1	7-0	6-1	0-0
NON-CONFERENCE	12-3	12-1	0-1	0-1

#	Player	gp-gs	min	avg	Total		3-Point		F-Throw		Rebounds								pts	avg		
					fg-fga	fg%	3fg-fga	3fg%	ft-fa	ft%	off	def	tot	avg	pf	dq	a	to			blk	stl
05	THORNTON, Marcus	29-29	906	31.2	208-432	.481	64-159	.403	128-169	.757	52	108	160	5.5	55	0	62	51	12	47	608	21.0
01	MITCHELL, Tasmin	29-29	935	32.2	192-349	.550	10-18	.556	93-127	.732	75	137	212	7.3	71	0	54	59	21	47	487	16.8
11	SPENCER, Bo	27-27	822	30.4	108-243	.444	48-114	.421	54-64	.844	21	55	76	2.8	52	0	74	50	3	21	318	11.8
21	JOHNSON, Chris	29-29	741	25.6	93-204	.456	1-5	.200	49-65	.754	67	149	216	7.4	57	2	38	43	80	14	236	8.1
14	TEMPLE, Garrett	29-29	868	29.9	63-168	.375	24-74	.324	58-69	.841	39	91	130	4.5	81	1	118	59	17	54	208	7.2
13	MARTIN, Terry	25-2	398	15.9	43-119	.361	19-56	.339	16-24	.667	10	46	56	2.2	29	1	26	26	8	10	121	4.8
32	THORNTON, Quintin	27-0	381	14.1	31-56	.554	0-0	.000	17-35	.486	32	41	73	2.7	58	1	19	19	9	16	79	2.9
24	WARREN, Storm	26-0	203	7.8	19-46	.413	0-0	.000	17-34	.500	20	30	50	1.9	29	1	6	9	15	10	55	2.1
30	FARRER, Alex	27-0	215	8.0	15-51	.294	6-21	.286	13-18	.722	4	18	22	0.8	32	1	18	17	6	6	49	1.8
02	GRAHAM, Delwan	22-0	109	5.0	16-31	.516	0-0	.000	6-9	.667	19	17	36	1.6	13	0	5	6	7	3	38	1.7
04	BASS, Chris	23-0	250	10.9	7-26	.269	4-14	.286	5-14	.357	3	27	30	1.3	19	0	38	14	1	5	23	1.0
20	KINSLEY, ZACH	8-0	22	2.8	2-6	.333	0-0	.000	2-4	.500	3	1	4	0.5	3	0	0	3	0	0	6	0.8
	Team										45	33	78		1		3					
	Total.....	29	5850		797-1731	.460	176-461	.382	458-632	.725	390	753	1143	39.4	500	7	458	359	179	233	2228	76.8
	Opponents.....	29	5850		673-1674	.402	159-500	.318	387-558	.694	328	632	960	33.1	533	13	261	397	83	182	1892	65.2

<b>TEAM STATISTICS</b>	<b>LSU</b>	<b>OPP</b>	<b>Date</b>	<b>Opponent</b>	<b>Score</b>	<b>Att.</b>
SCORING	2228	1892	11/15/08	JACKSON STATE	w 79-65	11511
Points per game	76.8	65.2	11/20/08	ALCORN STATE	w 77-45	8475
Scoring margin	+11.6	-	11/23/08	NORTHWESTERN STATE	w 91-60	8322
FIELD GOALS-ATT	797-1731	673-1674	11/28/08	CENTENARY	w 64-58	8419
Field goal pct	.460	.402	11/30/08	TROY	w 92-57	7804
3 POINT FG-ATT	176-461	159-500	12/02/08	CAL STATE FULLERTON	w 84-63	9043
3-point FG pct	.382	.318	12/13/08	GRAMBLING STATE	w 87-41	8340
3-pt FG made per game	6.1	5.5	12/17/08	NICHOLLS STATE	w 68-56	8284
FREE THROWS-ATT	458-632	387-558	12/20/08	vs Texas A&M	L 61-72	17074
Free throw pct	.725	.694	12/22/08	MCNEESE STATE	w 62-59	8604
F-Throws made per game	15.8	13.3	12/27/08	WASHINGTON STATE	w 64-52	10585
REBOUNDS	1143	960	12/31/08	LOUISIANA-LAFAYETTE	w 81-79	9030
Rebounds per game	39.4	33.1	01/03/09	SOUTHEASTERN LOUISIANA	w 90-61	9310
Rebounding margin	+6.3	-	01/06/09	at Utah	L 61-91	9170
ASSISTS	458	261	* 01/11/09	at Alabama	L 59-65	10711
Assists per game	15.8	9.0	* 01/14/09	SOUTH CAROLINA	w 85-68	11393
TURNOVERS	359	397	* 01/17/09	at Ole Miss	w 83-51	7674
Turnovers per game	12.4	13.7	* 01/21/09	MISSISSIPPI STATE	w 81-57	11709
Turnover margin	+1.3	-	01/24/09	XAVIER	L 70-80	13839
Assist/turnover ratio	1.3	0.7	* 01/28/09	at Tennessee	w 79-73	18526
STEALS	233	182	* 01/31/09	ARKANSAS	w 79-69	12698
Steals per game	8.0	6.3	* 02/04/09	at Georgia	w 80-62	6659
BLOCKS	179	83	* 02/08/09	ALABAMA	w 76-62	10578
Blocks per game	6.2	2.9	* 02-11-09	at Mississippi State	wot 97-94	9226
ATTENDANCE	204585	119530	* 02/14/09	OLE MISS	w 73-66	11425
Home games-Avg/Game	20-10229	8-12807	* 02-18-09	at Arkansas	w 72-69	16079
Neutral site-Avg/Game	-	1-17074	* 02/21/09	AUBURN	w 79-72	11871
			* 02/24/09	FLORIDA	w 81-75	13345
			* 02/28/09	at Kentucky	w 73-70	24411

\* - Conference game

<b>Score by Periods</b>	<b>1st</b>	<b>2nd</b>	<b>OT</b>	<b>OT2</b>	<b>Totals</b>
LSU	1038	1165	10	15	2228
Opponents	843	1027	10	12	1892

**LSU Basketball 2008-09**  
**LSU Combined Team Statistics (as of Feb 28, 2009)**  
**Conference games**

<b>RECORD:</b>	<b>OVERALL</b>	<b>HOME</b>	<b>AWAY</b>	<b>NEUTRAL</b>
ALL GAMES	13-1	7-0	6-1	0-0
CONFERENCE	13-1	7-0	6-1	0-0
NON-CONFERENCE	0-0	0-0	0-0	0-0

##	Player	gp-gs	min	avg	Total		3-Point		F-Throw		Rebounds				pf	dq	a	to	blk	stl	pts	avg
					fg-fga	fg%	3fg-fga	3fg%	ft-fa	ft%	off	def	tot	avg								
05	THORNTON, Marcus	14-14	492	35.1	103-217	.475	34-82	.415	82-102	.804	21	66	87	6.2	26	0	32	26	5	23	322	23.0
01	MITCHELL, Tasmin	14-14	494	35.3	106-185	.573	7-11	.636	54-74	.730	41	75	116	8.3	37	0	28	32	13	27	273	19.5
11	SPENCER, Bo	12-12	373	31.1	48-113	.425	20-49	.408	17-21	.810	9	22	31	2.6	25	0	35	27	1	11	133	11.1
21	JOHNSON, Chris	14-14	383	27.4	52-102	.510	0-1	.000	11-12	.917	38	73	111	7.9	33	1	23	26	49	6	115	8.2
14	TEMPLE, Garrett	14-14	435	31.1	33-90	.367	13-40	.325	32-36	.889	20	50	70	5.0	45	0	58	31	8	16	111	7.9
13	MARTIN, Terry	14-2	237	16.9	24-69	.348	8-30	.267	12-18	.667	5	29	34	2.4	17	1	15	12	6	6	68	4.9
32	THORNTON, Quintin	13-0	168	12.9	15-26	.577	0-0	.000	4-13	.308	14	21	35	2.7	26	1	7	7	2	6	34	2.6
24	WARREN, Storm	11-0	75	6.8	8-15	.533	0-0	.000	6-12	.500	4	10	14	1.3	15	1	1	3	6	5	22	2.0
30	FARRER, Alex	13-0	61	4.7	0-5	.000	0-4	.000	9-13	.692	0	5	5	0.4	11	1	6	5	0	0	9	0.7
20	KINSLEY, Zach	2-0	3	1.5	0-1	.000	0-0	.000	1-2	.500	0	0	0	0.0	1	0	0	0	0	0	1	0.5
04	BASS, Chris	11-0	101	9.2	2-10	.200	1-7	.143	0-4	.000	0	10	10	0.9	7	0	17	6	1	3	5	0.5
02	GRAHAM, Delwan	9-0	28	3.1	2-9	.222	0-0	.000	0-0	.000	4	5	9	1.0	5	0	1	3	0	1	4	0.4
Team											20	21	41					2				
Total.....		14	2850		393-842	.467	83-224	.371	228-307	.743	176	387	563	40.2	248	5	223	180	91	104	1097	78.4
Opponents.....		14	2850		345-854	.404	73-246	.297	190-281	.676	165	318	483	34.5	260	7	144	177	45	87	953	68.1

<b>TEAM STATISTICS</b>	<b>LSU</b>	<b>OPP</b>	<b>Date</b>	<b>Opponent</b>	<b>Score</b>	<b>Att.</b>
SCORING	1097	953	* 01/11/09	at Alabama	L 59-65	10711
Points per game	78.4	68.1	* 01/14/09	SOUTH CAROLINA	w 85-68	11393
Scoring margin	+10.3	-	* 01/17/09	at Ole Miss	w 83-51	7674
FIELD GOALS-ATT	393-842	345-854	* 01/21/09	MISSISSIPPI STATE	w 81-57	11709
Field goal pct	.467	.404	* 01/28/09	at Tennessee	w 79-73	18526
3 POINT FG-ATT	83-224	73-246	* 01/31/09	ARKANSAS	w 79-69	12698
3-point FG pct	.371	.297	* 02/04/09	at Georgia	w 80-62	6659
3-pt FG made per game	5.9	5.2	* 02/08/09	ALABAMA	w 76-62	10578
FREE THROWS-ATT	228-307	190-281	* 02-11-09	at Mississippi State	wot 97-94	9226
Free throw pct	.743	.676	* 02/14/09	OLE MISS	w 73-66	11425
F-Throws made per game	16.3	13.6	* 02-18-09	at Arkansas	w 72-69	16079
REBOUNDS	563	483	* 02/21/09	AUBURN	w 79-72	11871
Rebounds per game	40.2	34.5	* 02/24/09	FLORIDA	w 81-75	13345
Rebounding margin	+5.7	-	* 02/28/09	at Kentucky	w 73-70	24411
ASSISTS	223	144	* - Conference game			
Assists per game	15.9	10.3				
TURNOVERS	180	177				
Turnovers per game	12.9	12.6				
Turnover margin	-0.2	-				
Assist/turnover ratio	1.2	0.8				
STEALS	104	87				
Steals per game	7.4	6.2				
BLOCKS	91	45				
Blocks per game	6.5	3.2				
ATTENDANCE	83019	93286				
Home games-Avg/Game	7-11860	7-13327				
Neutral site-Avg/Game	-	0-0				

<b>Score by Periods</b>	<b>1st</b>	<b>2nd</b>	<b>OT</b>	<b>OT2</b>	<b>Totals</b>
LSU	498	574	10	15	1097
Opponents	415	516	10	12	953

LSU Basketball 2008-09  
LSU Category Leaders (as of Feb 28, 2009)  
All games

Points	G	Pts	Pts/G	Scoring Average	G	Pts	Avg/G
THORNTON, Marcus	29	608	21.0	THORNTON, Marcus	29	608	21.0
MITCHELL, Tasmin	29	487	16.8	MITCHELL, Tasmin	29	487	16.8
SPENCER, Bo	27	318	11.8	SPENCER, Bo	27	318	11.8
JOHNSON, Chris	29	236	8.1	JOHNSON, Chris	29	236	8.1
TEMPLE, Garrett	29	208	7.2	TEMPLE, Garrett	29	208	7.2
MARTIN, Terry	25	121	4.8	MARTIN, Terry	25	121	4.8
THORNTON, Quintin	27	79	2.9	THORNTON, Quintin	27	79	2.9
WARREN, Storm	26	55	2.1	WARREN, Storm	26	55	2.1
FARRER, Alex	27	49	1.8	FARRER, Alex	27	49	1.8
GRAHAM, Delwan	22	38	1.7	GRAHAM, Delwan	22	38	1.7
BASS, Chris	23	23	1.0	BASS, Chris	23	23	1.0
KINSLEY, ZACH	8	6	0.8	KINSLEY, ZACH	8	6	0.8

FG Percentage	FG	Att	Pct	Field Goal Attempts	G	Att	Att/G
THORNTON, Quintin	31	56	.554	THORNTON, Marcus	29	432	14.9
MITCHELL, Tasmin	192	349	.550	MITCHELL, Tasmin	29	349	12.0
GRAHAM, Delwan	16	31	.516	SPENCER, Bo	27	243	9.0
THORNTON, Marcus	208	432	.481	JOHNSON, Chris	29	204	7.0
JOHNSON, Chris	93	204	.456	TEMPLE, Garrett	29	168	5.8
SPENCER, Bo	108	243	.444				
WARREN, Storm	19	46	.413	Field Goals Made	G	Made	Made/G
TEMPLE, Garrett	63	168	.375	THORNTON, Marcus	29	208	7.2
MARTIN, Terry	43	119	.361	MITCHELL, Tasmin	29	192	6.6
KINSLEY, ZACH	2	6	.333	SPENCER, Bo	27	108	4.0
FARRER, Alex	15	51	.294	JOHNSON, Chris	29	93	3.2
BASS, Chris	7	26	.269	TEMPLE, Garrett	29	63	2.2

3-Point Percentage	3FG	Att	Pct	3-Point FG Attempts	G	Att	Att/G
MITCHELL, Tasmin	10	18	.556	THORNTON, Marcus	29	159	5.5
SPENCER, Bo	48	114	.421	SPENCER, Bo	27	114	4.2
THORNTON, Marcus	64	159	.403	TEMPLE, Garrett	29	74	2.6
MARTIN, Terry	19	56	.339	MARTIN, Terry	25	56	2.2
TEMPLE, Garrett	24	74	.324	FARRER, Alex	27	21	0.8
FARRER, Alex	6	21	.286				
BASS, Chris	4	14	.286	3-Point FG Made	G	Made	Made/G
JOHNSON, Chris	1	5	.200	THORNTON, Marcus	29	64	2.2
				SPENCER, Bo	27	48	1.8
				TEMPLE, Garrett	29	24	0.8
				MARTIN, Terry	25	19	0.8
				MITCHELL, Tasmin	29	10	0.3

Free Throw Percent	FG	Att	Pct	Free Throw Attempts	G	Att	Att/G
SPENCER, Bo	54	64	.844	THORNTON, Marcus	29	169	5.8
TEMPLE, Garrett	58	69	.841	MITCHELL, Tasmin	29	127	4.4
THORNTON, Marcus	128	169	.757	TEMPLE, Garrett	29	69	2.4
JOHNSON, Chris	49	65	.754	JOHNSON, Chris	29	65	2.2
MITCHELL, Tasmin	93	127	.732	SPENCER, Bo	27	64	2.4
FARRER, Alex	13	18	.722				
GRAHAM, Delwan	6	9	.667	Free Throws Made	G	Made	Made/G
MARTIN, Terry	16	24	.667	THORNTON, Marcus	29	128	4.4
KINSLEY, ZACH	2	4	.500	MITCHELL, Tasmin	29	93	3.2
WARREN, Storm	17	34	.500	TEMPLE, Garrett	29	58	2.0
THORNTON, Quintin	17	35	.486	SPENCER, Bo	27	54	2.0
BASS, Chris	5	14	.357	JOHNSON, Chris	29	49	1.7

LSU Basketball 2008-09  
LSU Category Leaders (as of Feb 28, 2009)  
All games

<u>Rebounds</u>	<u>G</u>	<u>Reb</u>	<u>Reb/G</u>
JOHNSON, Chris	29	216	7.4
MITCHELL, Tasmin	29	212	7.3
THORNTON, Marcus	29	160	5.5
TEMPLE, Garrett	29	130	4.5
SPENCER, Bo	27	76	2.8

<u>Rebound Average</u>	<u>G</u>	<u>Reb</u>	<u>Avg/G</u>
JOHNSON, Chris	29	216	7.4
MITCHELL, Tasmin	29	212	7.3
THORNTON, Marcus	29	160	5.5
TEMPLE, Garrett	29	130	4.5
SPENCER, Bo	27	76	2.8

<u>Offensive Rebounds</u>	<u>G</u>	<u>No.</u>	<u>Avg/G</u>
MITCHELL, Tasmin	29	75	2.6
JOHNSON, Chris	29	67	2.3
THORNTON, Marcus	29	52	1.8
TEMPLE, Garrett	29	39	1.3
THORNTON, Quintin	27	32	1.2

<u>Defensive Rebounds</u>	<u>G</u>	<u>No.</u>	<u>Avg/G</u>
JOHNSON, Chris	29	149	5.1
MITCHELL, Tasmin	29	137	4.7
THORNTON, Marcus	29	108	3.7
TEMPLE, Garrett	29	91	3.1
SPENCER, Bo	27	55	2.0

<u>Fouls</u>	<u>G</u>	<u>No.</u>	<u>Per/G</u>
TEMPLE, Garrett	29	81	2.8
MITCHELL, Tasmin	29	71	2.4
THORNTON, Quintin	27	58	2.1
JOHNSON, Chris	29	57	2.0
THORNTON, Marcus	29	55	1.9

<u>Foulouts</u>	<u>G</u>	<u>No.</u>
JOHNSON, Chris	29	2
WARREN, Storm	26	1
THORNTON, Quintin	27	1
MARTIN, Terry	25	1
FARRER, Alex	27	1
TEMPLE, Garrett	29	1

<u>Assists</u>	<u>G</u>	<u>No.</u>	<u>Ast/G</u>
TEMPLE, Garrett	29	118	4.1
SPENCER, Bo	27	74	2.7
THORNTON, Marcus	29	62	2.1
MITCHELL, Tasmin	29	54	1.9
BASS, Chris	23	38	1.7
JOHNSON, Chris	29	38	1.3

<u>Steals</u>	<u>G</u>	<u>No.</u>	<u>Stl/G</u>
TEMPLE, Garrett	29	54	1.9
THORNTON, Marcus	29	47	1.6
MITCHELL, Tasmin	29	47	1.6
SPENCER, Bo	27	21	0.8
THORNTON, Quintin	27	16	0.6

<u>Blocked Shots</u>	<u>G</u>	<u>No.</u>	<u>Blk/G</u>
JOHNSON, Chris	29	80	2.8
MITCHELL, Tasmin	29	21	0.7
TEMPLE, Garrett	29	17	0.6
WARREN, Storm	26	15	0.6
THORNTON, Marcus	29	12	0.4

<u>Minutes</u>	<u>G</u>	<u>No.</u>	<u>Min/G</u>
MITCHELL, Tasmin	29	935	32.2
THORNTON, Marcus	29	906	31.2
TEMPLE, Garrett	29	868	29.9
SPENCER, Bo	27	822	30.4
JOHNSON, Chris	29	741	25.6

<u>Turnovers</u>	<u>G</u>	<u>No.</u>	<u>TO/G</u>
TEMPLE, Garrett	29	59	2.0
MITCHELL, Tasmin	29	59	2.0
THORNTON, Marcus	29	51	1.8
SPENCER, Bo	27	50	1.9
JOHNSON, Chris	29	43	1.5

LSU Basketball 2008-09  
LSU Team Game-by-Game (as of Feb 28, 2009)  
All games

TEAM STATISTICS

Opponent	Date	Score		Total		3-Pointers		Free throws		Rebounds				pf	a	t/o	blk	stl	pts	avg
				fg-fga	pct	3fg-fga	pct	ft-fta	pct	off	def	tot	avg							
JACKSON STATE	11/15/08	79-65	W	27-59	.458	4-13	.308	21-26	.808	16	26	42	42.0	20	10	13	2	6	79	79.0
ALCORN STATE	11/20/08	77-45	W	28-67	.418	7-18	.389	14-18	.778	17	38	55	48.5	15	20	13	16	7	77	78.0
NORTHWESTERN STATE	11/23/08	91-60	W	31-62	.500	7-14	.500	22-35	.629	19	25	44	47.0	21	19	17	10	13	91	82.3
CENTENARY	11/28/08	64-58	W	20-51	.392	5-11	.455	19-25	.760	12	28	40	45.2	9	13	13	9	7	64	77.8
TROY	11/30/08	92-57	W	34-70	.486	9-24	.375	15-20	.750	22	30	52	46.6	11	26	8	7	7	92	80.6
CAL STATE FULLERTON	12/02/08	84-63	W	29-64	.453	5-16	.313	21-26	.808	20	36	56	48.2	13	19	19	8	8	84	81.2
GRAMBLING STATE	12/13/08	87-41	W	35-55	.636	13-22	.591	4-4	1.000	8	27	35	46.3	21	24	11	7	8	87	82.0
NICHOLLS STATE	12/17/08	68-56	W	26-47	.553	5-12	.417	11-17	.647	11	25	36	45.0	16	9	14	7	5	68	80.2
vs Texas A&M	12/20/08	61-72	L	26-56	.464	2-13	.154	7-12	.583	9	17	26	42.9	23	11	10	1	6	61	78.1
MCNEESE STATE	12/22/08	62-59	W	23-60	.383	5-15	.333	11-20	.550	16	26	42	42.8	18	15	15	5	9	62	76.5
WASHINGTON STATE	12/27/08	64-52	W	21-54	.389	9-20	.450	13-15	.867	12	16	28	41.5	13	11	10	3	13	64	75.4
LOUISIANA-LAFAYETTE	12/31/08	81-79	W	27-55	.491	5-12	.417	22-31	.710	9	22	31	40.6	18	20	9	2	10	81	75.8
SOUTHEASTERN LOUISI	01/03/09	90-61	W	31-66	.470	7-18	.389	21-34	.618	16	21	37	40.3	15	10	5	4	11	90	76.9
at Utah	01/06/09	61-91	L	20-60	.333	4-11	.364	17-23	.739	16	13	29	39.5	18	12	11	3	7	61	75.8
at Alabama	01/11/09	59-65	L	25-57	.439	3-13	.231	6-10	.600	15	23	38	39.4	28	13	17	5	5	59	74.7
SOUTH CAROLINA	01/14/09	85-68	W	28-52	.538	2-7	.286	27-35	.771	7	31	38	39.3	21	18	17	10	12	85	75.3
at Ole Miss	01/17/09	83-51	W	33-68	.485	6-15	.400	11-16	.688	13	33	46	39.7	12	19	5	6	5	83	75.8
MISSISSIPPI STATE	01/21/09	81-57	W	29-60	.483	8-18	.444	15-19	.789	13	31	44	39.9	18	16	11	4	8	81	76.1
XAVIER	01/24/09	70-80	L	26-63	.413	6-18	.333	12-19	.632	11	16	27	39.3	21	16	11	4	12	70	75.7
at Tennessee	01/28/09	79-73	W	29-61	.475	5-20	.250	16-20	.800	15	21	36	39.1	17	16	12	6	6	79	75.9
ARKANSAS	01/31/09	79-69	W	24-62	.387	8-16	.500	23-27	.852	18	27	45	39.4	16	12	17	8	9	79	76.0
at Georgia	02/04/09	80-62	W	32-64	.500	4-15	.267	12-18	.667	13	27	40	39.4	18	17	10	1	7	80	76.2
ALABAMA	02/08/09	76-62	W	27-60	.450	6-16	.375	16-19	.842	12	30	42	39.5	15	17	16	6	12	76	76.2
at Mississippi State	02-11-09	97-94	Wot	30-68	.441	10-21	.476	27-39	.692	11	41	52	40.0	32	17	21	9	6	97	77.1
OLE MISS	02/14/09	73-66	W	26-54	.481	5-13	.385	16-27	.593	9	28	37	39.9	11	19	8	11	8	73	76.9
at Arkansas	02-18-09	72-69	W	28-64	.438	4-16	.250	12-24	.500	20	21	41	40.0	17	15	15	9	8	72	76.7
AUBURN	02/21/09	79-72	W	27-57	.474	4-13	.308	21-22	.955	13	28	41	40.0	15	14	13	6	5	79	76.8
FLORIDA	02/24/09	81-75	W	27-55	.491	9-21	.429	18-21	.857	8	26	34	39.8	11	18	7	4	4	81	77.0
at Kentucky	02/28/09	73-70	W	28-60	.467	9-20	.450	8-10	.800	9	20	29	39.4	17	12	11	6	9	73	76.8
LSU		2228		797-1731	.460	176-461	.382	458-632	.725	390	753	1143	39.4	500	458	359	179	233	2228	76.8
Opponents		1892		673-1674	.402	159-500	.318	387-558	.694	328	632	960	33.1	533	261	397	83	182	1892	65.2

Games played: 29  
Points/game: 76.8  
FG Pct: 46.0  
3FG Pct: 38.2  
FT Pct: 72.5

Rebounds/game: 39.4  
Assists/game: 15.8  
Turnovers/game: 12.4  
Assist/turnover ratio: 1.3  
Steals/game: 8.0  
Blocks/game: 6.2

LSU Basketball 2008-09  
LSU Opponent Game-by-Game (as of Feb 28, 2009)  
All games

OPPONENT STATISTICS

Opponent	Date	Score		Total		3-Pointers		Free throws		Rebounds				pf	a	t/o	blk	stl	pts	avg
				fg-fga	pct	3fg-fga	pct	ft-fta	pct	off	def	tot	avg							
JACKSON STATE	11/15/08	79-65	W	20-55	.364	4-22	.182	21-24	.875	11	19	30	30.0	19	5	12	2	6	65	65.0
ALCORN STATE	11/20/08	77-45	W	13-63	.206	6-21	.286	13-21	.619	16	22	38	34.0	13	4	14	2	8	45	55.0
NORTHWESTERN STATE	11/23/08	91-60	W	21-61	.344	3-14	.214	15-22	.682	17	18	35	34.3	24	6	22	4	7	60	56.7
CENTENARY	11/28/08	64-58	W	23-62	.371	10-27	.370	2-3	.667	12	21	33	34.0	18	11	13	1	9	58	57.0
TROY	11/30/08	92-57	W	21-61	.344	8-24	.333	7-9	.778	12	18	30	33.2	17	9	12	4	3	57	57.0
CAL STATE FULLERTON	12/02/08	84-63	W	25-68	.368	6-22	.273	7-12	.583	10	17	27	32.2	17	9	11	1	11	63	58.0
GRAMBLING STATE	12/13/08	87-41	W	13-48	.271	2-12	.167	13-24	.542	12	11	23	30.9	11	2	14	0	5	41	55.6
NICHOLLS STATE	12/17/08	68-56	W	19-46	.413	8-22	.364	10-13	.769	3	14	17	29.1	18	12	11	1	11	56	55.6
vs Texas A&M	12/20/08	61-72	L	23-46	.500	4-8	.500	22-30	.733	10	23	33	29.6	15	6	13	2	5	72	57.4
MCNEESE STATE	12/22/08	62-59	W	19-51	.373	9-15	.600	12-22	.545	10	23	33	29.9	18	9	16	7	7	59	57.6
WASHINGTON STATE	12/27/08	64-52	W	21-48	.438	3-8	.375	7-8	.875	11	22	33	30.2	19	5	18	2	0	52	57.1
LOUISIANA-LAFAYETTE	12/31/08	81-79	W	26-56	.464	11-25	.440	16-21	.762	10	24	34	30.5	24	6	15	4	5	79	58.9
SOUTHEASTERN LOUISI	01/03/09	90-61	W	24-52	.462	2-8	.250	11-20	.550	11	23	34	30.8	20	13	18	3	3	61	59.1
at Utah	01/06/09	61-91	L	33-52	.635	4-11	.364	21-24	.875	8	29	37	31.2	22	11	13	5	8	91	61.4
at Alabama	01/11/09	59-65	L	20-53	.377	2-10	.200	23-35	.657	15	20	35	31.5	14	7	10	6	4	65	61.6
SOUTH CAROLINA	01/14/09	85-68	W	27-61	.443	6-14	.429	8-22	.364	13	22	35	31.7	26	8	18	2	7	68	62.0
at Ole Miss	01/17/09	83-51	W	22-62	.355	4-21	.190	3-5	.600	8	25	33	31.8	15	7	13	2	2	51	61.4
MISSISSIPPI STATE	01/21/09	81-57	W	19-52	.365	5-20	.250	14-18	.778	4	20	24	31.3	17	9	11	2	6	57	61.1
XAVIER	01/24/09	70-80	L	27-51	.529	6-15	.400	20-24	.833	10	30	40	31.8	18	9	18	0	7	80	62.1
at Tennessee	01/28/09	79-73	W	22-52	.423	8-19	.421	21-26	.808	11	20	31	31.8	15	13	12	4	9	73	62.7
ARKANSAS	01/31/09	79-69	W	28-65	.431	5-16	.313	8-11	.727	10	22	32	31.8	22	12	14	1	9	69	63.0
at Georgia	02/04/09	80-62	W	23-60	.383	5-22	.227	11-18	.611	14	23	37	32.0	17	8	14	0	5	62	62.9
ALABAMA	02/08/09	76-62	W	21-61	.344	2-9	.222	18-25	.720	13	24	37	32.2	16	10	15	3	7	62	62.9
at Mississippi State	02-11-09	97-94	Wot	24-77	.312	5-24	.208	41-52	.788	18	32	50	33.0	25	11	11	10	10	94	64.2
OLE MISS	02/14/09	73-66	W	27-67	.403	7-19	.368	5-10	.500	15	25	40	33.2	22	7	13	1	4	66	64.2
at Arkansas	02-18-09	72-69	W	25-60	.417	6-18	.333	13-19	.684	12	22	34	33.3	20	7	16	3	8	69	64.4
AUBURN	02/21/09	79-72	W	30-65	.462	5-13	.385	7-13	.538	11	18	29	33.1	21	12	8	5	6	72	64.7
FLORIDA	02/24/09	81-75	W	29-67	.433	10-27	.370	7-11	.636	13	21	34	33.1	16	15	7	1	5	75	65.1
at Kentucky	02/28/09	73-70	W	28-52	.538	3-14	.214	11-16	.688	8	24	32	33.1	14	18	15	5	5	70	65.2
Opponents		1892		673-1674	.402	159-500	.318	387-558	.694	328	632	960	33.1	533	261	397	83	182	1892	65.2
LSU		2228		797-1731	.460	176-461	.382	458-632	.725	390	753	1143	39.4	500	458	359	179	233	2228	76.8

Games played: 29  
Points/game: 65.2  
FG Pct: 40.2  
3FG Pct: 31.8  
FT Pct: 69.4

Rebounds/game: 33.1  
Assists/game: 9.0  
Turnovers/game: 13.7  
Assist/turnover ratio: 0.7  
Steals/game: 6.3  
Blocks/game: 2.9

LSU Basketball 2008-09  
LSU Points-Rebounds-Assists (as of Feb 28, 2009)  
All games

Opponent	Date	Score		01	02	04	05	11	13	14
				MITCHELL,T	GRAHAM,DEL	BASS,CHRIS	THORNTON,M	SPENCER,BO	MARTIN,TER	TEMPLE,GAR
JACKSON STATE	11/15/08	79-65	w	17-6-2	0-0-0	0-0-1	5-3-2	21-3-0	9-7-1	0-5-2
ALCORN STATE	11/20/08	77-45	w	12-6-2	7-6-0	0-2-4	8-6-3	8-4-1	6-4-0	7-2-1
NORTHWESTERN STATE	11/23/08	91-60	w	8-5-3	8-5-1	4-4-6	25-2-0	10-2-1	8-1-2	6-6-2
CENTENARY	11/28/08	64-58	w	10-6-2	2-1-1	0-1-3	9-3-0	7-3-3	4-2-0	7-3-3
TROY	11/30/08	92-57	w	8-3-0	5-6-1	1-2-1	32-8-3	13-5-6	2-1-3	9-7-10
CAL STATE FULLERTON	12/02/08	84-63	w	16-15-4	0-1-0	0-1-1	24-8-0	13-5-4	0-3-1	8-10-7
GRAMBLING STATE	12/13/08	87-41	w	12-4-1	8-4-1	6-5-2	18-1-5	4-6-2	16-1-2	7-1-5
NICHOLLS STATE	12/17/08	68-56	w	19-10-0	DNP	DNP	17-8-1	17-3-1	0-2-1	10-3-4
vs Texas A&M	12/20/08	61-72	L	16-3-1	0-0-0	DNP	23-5-2	8-3-5	0-0-0	8-5-3
MCNEESE STATE	12/22/08	62-59	w	12-10-2	0-0-0	3-2-1	15-11-2	11-2-2	DNP	5-5-4
WASHINGTON STATE	12/27/08	64-52	w	9-5-2	0-1-0	0-0-0	18-5-2	19-2-3	DNP	13-2-1
LOUISIANA-LAFAYETTE	12/31/08	81-79	w	25-4-3	2-0-0	0-2-0	12-2-2	20-3-4	DNP	10-3-6
SOUTHEASTERN LOUISIA	01/03/09	90-61	w	24-7-0	2-2-0	1-0-0	33-5-3	17-3-2	DNP	5-3-4
at Utah	01/06/09	61-91	L	14-4-2	0-1-0	3-1-2	17-3-1	7-0-2	3-0-1	0-2-4
at Alabama	01/11/09	59-65	L	10-3-0	0-1-1	0-0-0	21-8-4	10-4-2	0-0-0	8-5-1
SOUTH CAROLINA	01/14/09	85-68	w	30-14-2	0-0-0	0-1-0	9-1-1	10-1-3	7-2-2	10-7-3
at Ole Miss	01/17/09	83-51	w	17-5-0	2-2-0	0-0-1	13-5-3	12-3-3	6-3-0	14-7-9
MISSISSIPPI STATE	01/21/09	81-57	w	24-2-1	0-2-0	0-0-1	31-5-1	9-4-3	2-3-1	4-8-6
XAVIER	01/24/09	70-80	L	12-8-2	DNP	DNP	30-3-4	10-1-3	5-1-0	2-3-4
at Tennessee	01/28/09	79-73	w	10-6-4	0-0-0	DNP	29-3-2	15-4-3	4-1-1	7-4-6
ARKANSAS	01/31/09	79-69	w	11-10-0	0-0-0	0-1-2	18-8-1	21-4-3	5-4-2	4-4-3
at Georgia	02/04/09	80-62	w	27-9-2	2-3-0	0-0-3	30-6-3	0-1-2	3-4-1	5-1-2
ALABAMA	02/08/09	76-62	w	16-11-4	0-1-0	5-3-1	22-6-0	2-1-3	5-1-3	10-6-3
at Mississippi State	02-11-09	97-94	w	41-11-5	DNP	0-2-2	19-10-3	15-1-3	11-5-0	2-7-3
OLE MISS	02/14/09	73-66	w	20-9-1	0-0-0	0-1-2	22-8-3	DNP	11-3-1	6-4-9
at Arkansas	02-18-09	72-69	w	20-13-2	DNP	0-2-5	28-6-2	DNP	3-1-0	7-3-4
AUBURN	02/21/09	79-72	w	14-7-3	DNP	0-0-0	25-7-0	14-2-1	0-4-1	12-6-6
FLORIDA	02/24/09	81-75	w	12-8-2	DNP	DNP	32-5-5	9-6-6	3-2-2	21-7-2
at Kentucky	02/28/09	73-70	w	21-8-2	DNP	DNP	23-9-4	16-0-3	8-1-1	1-1-1

Opponent	Date	Score		20	21	24	30	32
				KINSLEY,ZA	JOHNSON,CH	WARREN,STO	FARRER,ALE	THORNTON,Q
JACKSON STATE	11/15/08	79-65	w	DNP	17-7-1	6-3-0	3-2-1	1-3-0
ALCORN STATE	11/20/08	77-45	w	4-4-0	3-5-1	11-11-3	11-1-3	0-1-2
NORTHWESTERN STATE	11/23/08	91-60	w	0-0-0	6-6-1	4-7-0	5-3-1	7-1-2
CENTENARY	11/28/08	64-58	w	1-0-0	17-14-1	3-3-0	4-1-0	DNP
TROY	11/30/08	92-57	w	0-0-0	12-9-1	4-3-0	2-0-0	4-4-1
CAL STATE FULLERTON	12/02/08	84-63	w	0-0-0	16-9-1	0-0-0	3-0-0	4-4-1
GRAMBLING STATE	12/13/08	87-41	w	0-0-0	4-7-1	0-2-1	8-0-3	4-3-1
NICHOLLS STATE	12/17/08	68-56	w	DNP	1-4-2	0-0-0	2-1-0	2-3-0
vs Texas A&M	12/20/08	61-72	L	DNP	2-3-0	0-0-0	0-0-0	4-3-0
MCNEESE STATE	12/22/08	62-59	w	DNP	10-4-2	2-3-1	0-0-1	4-1-0
WASHINGTON STATE	12/27/08	64-52	w	DNP	2-8-1	0-1-0	0-1-0	3-1-2
LOUISIANA-LAFAYETTE	12/31/08	81-79	w	DNP	8-13-2	3-1-0	0-0-2	1-1-1
SOUTHEASTERN LOUISIA	01/03/09	90-61	w	DNP	2-2-0	0-0-0	0-6-1	6-8-0
at Utah	01/06/09	61-91	L	DNP	13-7-0	0-2-0	2-2-0	2-2-0
at Alabama	01/11/09	59-65	L	DNP	8-10-2	0-3-0	0-0-2	2-2-1
SOUTH CAROLINA	01/14/09	85-68	w	1-0-0	9-6-4	2-0-0	0-0-1	7-6-2
at Ole Miss	01/17/09	83-51	w	DNP	9-12-3	4-2-0	0-0-0	6-4-0
MISSISSIPPI STATE	01/21/09	81-57	w	0-0-0	2-12-2	5-0-0	0-1-0	4-3-1
XAVIER	01/24/09	70-80	L	DNP	8-7-1	0-0-0	DNP	3-3-2
at Tennessee	01/28/09	79-73	w	DNP	14-14-0	0-1-0	DNP	DNP
ARKANSAS	01/31/09	79-69	w	DNP	18-11-1	0-0-0	2-0-0	0-1-0
at Georgia	02/04/09	80-62	w	DNP	7-4-2	2-2-0	0-0-0	4-6-2
ALABAMA	02/08/09	76-62	w	DNP	6-7-3	2-2-0	4-0-0	4-2-0
at Mississippi State	02-11-09	97-94	w	DNP	0-4-0	7-2-1	1-1-0	1-3-0
OLE MISS	02/14/09	73-66	w	DNP	12-4-0	0-2-0	2-2-3	0-0-0
at Arkansas	02-18-09	72-69	w	DNP	12-12-1	DNP	0-0-0	2-2-1
AUBURN	02/21/09	79-72	w	DNP	12-8-3	DNP	0-1-0	2-3-0
FLORIDA	02/24/09	81-75	w	DNP	4-3-1	DNP	0-0-0	0-1-0
at Kentucky	02/28/09	73-70	w	DNP	2-4-1	0-0-0	0-0-0	2-2-0



LSU Basketball 2008-09  
LSU Team High/Low Analysis (as of Feb 28, 2009)  
All games

LSU - TEAM GAME HIGHS

POINTS	97		at Mississippi State (02-11-09)
	92		TROY (11/30/08)
	91		NORTHWESTERN STATE (11/23/08)
	90		SOUTHEASTERN LOUISIANA (01/03/09)
	87		GRAMBLING STATE (12/13/08)
FIELD GOALS MADE	35		GRAMBLING STATE (12/13/08)
	34		TROY (11/30/08)
	33		at Ole Miss (01/17/09)
FIELD GOAL ATTEMPTS	70		TROY (11/30/08)
	68		at Mississippi State (02-11-09)
	68		at Ole Miss (01/17/09)
FIELD GOAL PERCENTAGE	.636	(35-55)	GRAMBLING STATE (12/13/08)
	.553	(26-47)	NICHOLLS STATE (12/17/08)
	.538	(28-52)	SOUTH CAROLINA (01/14/09)
3 PT FIELD GOALS MADE	13		GRAMBLING STATE (12/13/08)
	10		at Mississippi State (02-11-09)
	9		at Kentucky (02/28/09)
	9		FLORIDA (02/24/09)
	9		WASHINGTON STATE (12/27/08)
	9		TROY (11/30/08)
3 PT FG ATTEMPTS	24		TROY (11/30/08)
	22		GRAMBLING STATE (12/13/08)
	21		FLORIDA (02/24/09)
	21		at Mississippi State (02-11-09)
3 PT FG PERCENTAGE	.591	(13-22)	GRAMBLING STATE (12/13/08)
	.500	(8-16)	ARKANSAS (01/31/09)
	.500	(7-14)	NORTHWESTERN STATE (11/23/08)
FREE THROWS MADE	27		at Mississippi State (02-11-09)
	27		SOUTH CAROLINA (01/14/09)
	23		ARKANSAS (01/31/09)
FREE THROW ATTEMPTS	39		at Mississippi State (02-11-09)
	35		SOUTH CAROLINA (01/14/09)
	35		NORTHWESTERN STATE (11/23/08)
FREE THROW PERCENTAGE	1.000	(4-4)	GRAMBLING STATE (12/13/08)
	.955	(21-22)	AUBURN (02/21/09)
	.867	(13-15)	WASHINGTON STATE (12/27/08)
REBOUNDS	56		CAL STATE FULLERTON (12/02/08)
	55		ALCORN STATE (11/20/08)
	52		at Mississippi State (02-11-09)
	52		TROY (11/30/08)
ASSISTS	26		TROY (11/30/08)
	24		GRAMBLING STATE (12/13/08)
	20		LOUISIANA-LAFAYETTE (12/31/08)
	20		ALCORN STATE (11/20/08)
STEALS	13		WASHINGTON STATE (12/27/08)
	13		NORTHWESTERN STATE (11/23/08)
	12		ALABAMA (02/08/09)
	12		XAVIER (01/24/09)
	12		SOUTH CAROLINA (01/14/09)
BLOCKED SHOTS	16		ALCORN STATE (11/20/08)
	11		OLE MISS (02/14/09)
	10		SOUTH CAROLINA (01/14/09)
	10		NORTHWESTERN STATE (11/23/08)
TURNOVERS	21		at Mississippi State (02-11-09)
FOULS	32		at Mississippi State (02-11-09)
	28		at Alabama (01/11/09)
	23		vs Texas A&M (12/20/08)

LSU Basketball 2008-09  
LSU High/Low Analysis (as of Feb 28, 2009)  
All games

Opponent - GAME HIGHS

POINTS	94		at Mississippi State (02-11-09)
	91		at Utah (01/06/09)
	80		XAVIER (01/24/09)
	79		LOUISIANA-LAFAYETTE (12/31/08)
	75		FLORIDA (02/24/09)
FIELD GOALS MADE	33		at Utah (01/06/09)
	30		AUBURN (02/21/09)
	29		FLORIDA (02/24/09)
FIELD GOAL ATTEMPTS	77		at Mississippi State (02-11-09)
	68		CAL STATE FULLERTON (12/02/08)
	67		FLORIDA (02/24/09)
	67		OLE MISS (02/14/09)
FIELD GOAL PERCENTAGE	.635	(33-52)	at Utah (01/06/09)
	.538	(28-52)	at Kentucky (02/28/09)
	.529	(27-51)	XAVIER (01/24/09)
3 PT FIELD GOALS MADE	11		LOUISIANA-LAFAYETTE (12/31/08)
	10		FLORIDA (02/24/09)
	10		CENTENARY (11/28/08)
3 PT FG ATTEMPTS	27		FLORIDA (02/24/09)
	27		CENTENARY (11/28/08)
	25		LOUISIANA-LAFAYETTE (12/31/08)
3 PT FG PERCENTAGE	.600	(9-15)	MCNEESE STATE (12/22/08)
	.500	(4-8)	vs Texas A&M (12/20/08)
	.440	(11-25)	LOUISIANA-LAFAYETTE (12/31/08)
FREE THROWS MADE	41		at Mississippi State (02-11-09)
	23		at Alabama (01/11/09)
	22		vs Texas A&M (12/20/08)
FREE THROW ATTEMPTS	52		at Mississippi State (02-11-09)
	35		at Alabama (01/11/09)
	30		vs Texas A&M (12/20/08)
FREE THROW PERCENTAGE	.875	(21-24)	at Utah (01/06/09)
	.875	(21-24)	JACKSON STATE (11/15/08)
	.875	(7-8)	WASHINGTON STATE (12/27/08)
REBOUNDS	50		at Mississippi State (02-11-09)
	40		OLE MISS (02/14/09)
	40		XAVIER (01/24/09)
ASSISTS	18		at Kentucky (02/28/09)
	15		FLORIDA (02/24/09)
	13		at Tennessee (01/28/09)
	13		SOUTHEASTERN LOUISIANA (01/03/09)
STEALS	11		NICHOLLS STATE (12/17/08)
	11		CAL STATE FULLERTON (12/02/08)
	10		at Mississippi State (02-11-09)
BLOCKED SHOTS	10		at Mississippi State (02-11-09)
	7		MCNEESE STATE (12/22/08)
	6		at Alabama (01/11/09)
TURNOVERS	22		NORTHWESTERN STATE (11/23/08)
FOULS	26		SOUTH CAROLINA (01/14/09)
	25		at Mississippi State (02-11-09)
	24		LOUISIANA-LAFAYETTE (12/31/08)
	24		NORTHWESTERN STATE (11/23/08)

LSU Basketball 2008-09  
LSU High/Low Analysis (as of Feb 28, 2009)  
All games

LSU - GAME LOWS

POINTS	59		at Alabama (01/11/09)
	61		vs Texas A&M (12/20/08)
	61		at Utah (01/06/09)
	62		MCNEESE STATE (12/22/08)
	64		CENTENARY (11/28/08)
	64		WASHINGTON STATE (12/27/08)
FIELD GOALS MADE	20		CENTENARY (11/28/08)
	20		at Utah (01/06/09)
	21		WASHINGTON STATE (12/27/08)
FIELD GOAL ATTEMPTS	47		NICHOLLS STATE (12/17/08)
	51		CENTENARY (11/28/08)
	52		SOUTH CAROLINA (01/14/09)
FIELD GOAL PERCENTAGE	.333	(20-60)	at Utah (01/06/09)
	.383	(23-60)	MCNEESE STATE (12/22/08)
	.387	(24-62)	ARKANSAS (01/31/09)
3 PT FIELD GOALS MADE	2		vs Texas A&M (12/20/08)
	2		SOUTH CAROLINA (01/14/09)
	3		at Alabama (01/11/09)
3 PT FG ATTEMPTS	7		SOUTH CAROLINA (01/14/09)
	11		CENTENARY (11/28/08)
	11		at Utah (01/06/09)
3 PT FG PERCENTAGE	.154	(2-13)	vs Texas A&M (12/20/08)
	.231	(3-13)	at Alabama (01/11/09)
	.250	(4-16)	at Arkansas (02-18-09)
	.250	(5-20)	at Tennessee (01/28/09)
FREE THROWS MADE	4		GRAMBLING STATE (12/13/08)
	6		at Alabama (01/11/09)
	7		vs Texas A&M (12/20/08)
FREE THROW ATTEMPTS	4		GRAMBLING STATE (12/13/08)
	10		at Alabama (01/11/09)
	10		at Kentucky (02/28/09)
FREE THROW PERCENTAGE	.500	(12-24)	at Arkansas (02-18-09)
	.550	(11-20)	MCNEESE STATE (12/22/08)
	.583	(7-12)	vs Texas A&M (12/20/08)
REBOUNDS	26		vs Texas A&M (12/20/08)
	27		XAVIER (01/24/09)
	28		WASHINGTON STATE (12/27/08)
ASSISTS	9		NICHOLLS STATE (12/17/08)
	10		JACKSON STATE (11/15/08)
	10		SOUTHEASTERN LOUISIANA (01/03/09)
STEALS	4		FLORIDA (02/24/09)
	5		NICHOLLS STATE (12/17/08)
	5		at Alabama (01/11/09)
	5		at Ole Miss (01/17/09)
	5		AUBURN (02/21/09)
BLOCKED SHOTS	1		vs Texas A&M (12/20/08)
	1		at Georgia (02/04/09)
	2		JACKSON STATE (11/15/08)
	2		LOUISIANA-LAFAYETTE (12/31/08)
TURNOVERS	5		SOUTHEASTERN LOUISIANA (01/03/09)
	5		at Ole Miss (01/17/09)
FOULS	9		CENTENARY (11/28/08)
	11		TROY (11/30/08)
	11		OLE MISS (02/14/09)
	11		FLORIDA (02/24/09)

LSU Basketball 2008-09  
LSU High/Low Analysis (as of Feb 28, 2009)  
All games

Opponent - GAME LOWS

POINTS	41		GRAMBLING STATE (12/13/08)
	45		ALCORN STATE (11/20/08)
	51		at Ole Miss (01/17/09)
	52		WASHINGTON STATE (12/27/08)
	56		NICHOLLS STATE (12/17/08)
FIELD GOALS MADE	13		ALCORN STATE (11/20/08)
	13		GRAMBLING STATE (12/13/08)
	19		NICHOLLS STATE (12/17/08)
	19		MCNEESE STATE (12/22/08)
	19		MISSISSIPPI STATE (01/21/09)
FIELD GOAL ATTEMPTS	46		NICHOLLS STATE (12/17/08)
	46		vs Texas A&M (12/20/08)
	48		GRAMBLING STATE (12/13/08)
	48		WASHINGTON STATE (12/27/08)
FIELD GOAL PERCENTAGE	.206	(13-63)	ALCORN STATE (11/20/08)
	.271	(13-48)	GRAMBLING STATE (12/13/08)
	.312	(24-77)	at Mississippi State (02-11-09)
3 PT FIELD GOALS MADE	2		GRAMBLING STATE (12/13/08)
	2		SOUTHEASTERN LOUISIANA (01/03/09)
	2		at Alabama (01/11/09)
	2		ALABAMA (02/08/09)
3 PT FG ATTEMPTS	8		vs Texas A&M (12/20/08)
	8		WASHINGTON STATE (12/27/08)
	8		SOUTHEASTERN LOUISIANA (01/03/09)
3 PT FG PERCENTAGE	.167	(2-12)	GRAMBLING STATE (12/13/08)
	.182	(4-22)	JACKSON STATE (11/15/08)
	.190	(4-21)	at Ole Miss (01/17/09)
FREE THROWS MADE	2		CENTENARY (11/28/08)
	3		at Ole Miss (01/17/09)
	5		OLE MISS (02/14/09)
FREE THROW ATTEMPTS	3		CENTENARY (11/28/08)
	5		at Ole Miss (01/17/09)
	8		WASHINGTON STATE (12/27/08)
FREE THROW PERCENTAGE	.364	(8-22)	SOUTH CAROLINA (01/14/09)
	.500	(5-10)	OLE MISS (02/14/09)
	.538	(7-13)	AUBURN (02/21/09)
REBOUNDS	17		NICHOLLS STATE (12/17/08)
	23		GRAMBLING STATE (12/13/08)
	24		MISSISSIPPI STATE (01/21/09)
ASSISTS	2		GRAMBLING STATE (12/13/08)
	4		ALCORN STATE (11/20/08)
	5		JACKSON STATE (11/15/08)
	5		WASHINGTON STATE (12/27/08)
STEALS	0		WASHINGTON STATE (12/27/08)
	2		at Ole Miss (01/17/09)
	3		TROY (11/30/08)
	3		SOUTHEASTERN LOUISIANA (01/03/09)
BLOCKED SHOTS	0		GRAMBLING STATE (12/13/08)
	0		XAVIER (01/24/09)
	0		at Georgia (02/04/09)
TURNOVERS	7		FLORIDA (02/24/09)
FOULS	11		GRAMBLING STATE (12/13/08)
	13		ALCORN STATE (11/20/08)
	14		at Alabama (01/11/09)
	14		at Kentucky (02/28/09)

**LSU Basketball 2008-09**  
**LSU Player High/Low Analysis (as of Feb 28, 2009)**  
**All games**

**LSU - INDIVIDUAL GAME HIGHS**

Points	41	MITCHELL, Tasmin at Mississippi State (02-11-09)
	33	THORNTON, Marcus vs Southeastern Louisiana (01/03/09)
	32	THORNTON, Marcus vs Florida (02/24/09)
	32	THORNTON, Marcus vs Troy (11/30/08)
	31	THORNTON, Marcus vs Mississippi State (01/21/09)
	30	THORNTON, Marcus at Georgia (02/04/09)
	30	THORNTON, Marcus vs Xavier (01/24/09)
	30	MITCHELL, Tasmin vs South Carolina (01/14/09)
Field Goals Made	13	THORNTON, Marcus vs Troy (11/30/08)
	12	MITCHELL, Tasmin at Mississippi State (02-11-09)
	12	MITCHELL, Tasmin at Georgia (02/04/09)
	11	THORNTON, Marcus at Georgia (02/04/09)
	11	THORNTON, Marcus vs Southeastern Louisiana (01/03/09)
	11	MITCHELL, Tasmin vs Louisiana-Lafayette (12/31/08)
	10	THORNTON, Marcus at Arkansas (02-18-09)
	10	THORNTON, Marcus vs Xavier (01/24/09)
	10	THORNTON, Marcus vs Mississippi State (01/21/09)
	10	MITCHELL, Tasmin vs South Carolina (01/14/09)
	10	THORNTON, Marcus vs Texas A&M (12/20/08)
	10	THORNTON, Marcus vs Northwestern State (11/23/08)
Field Goal Att.	24	THORNTON, Marcus vs Troy (11/30/08)
	23	THORNTON, Marcus at Kentucky (02/28/09)
	21	THORNTON, Marcus at Arkansas (02-18-09)
	20	THORNTON, Marcus at Alabama (01/11/09)
	19	THORNTON, Marcus at Mississippi State (02-11-09)
FG Pct (min 7 made)	.800 (12-15)	MITCHELL, Tasmin at Mississippi State (02-11-09)
	.750 (12-16)	MITCHELL, Tasmin at Georgia (02/04/09)
	.700 (7-10)	TEMPLE, Garrett vs Florida (02/24/09)
	.700 (7-10)	MITCHELL, Tasmin vs Jackson State (11/15/08)
	.692 (9-13)	MITCHELL, Tasmin at Kentucky (02/28/09)
	.692 (9-13)	MITCHELL, Tasmin vs Mississippi State (01/21/09)
3-Point FG Made	6	THORNTON, Marcus vs Florida (02/24/09)
	5	SPENCER, Bo vs Arkansas (01/31/09)
	5	THORNTON, Marcus vs Mississippi State (01/21/09)
	4	SPENCER, Bo at Kentucky (02/28/09)
	4	TEMPLE, Garrett at Ole Miss (01/17/09)
	4	THORNTON, Marcus vs Southeastern Louisiana (01/03/09)
	4	THORNTON, Marcus vs Washington State (12/27/08)
	4	THORNTON, Marcus vs Grambling State (12/13/08)
	4	MARTIN, Terry vs Grambling State (12/13/08)
	4	THORNTON, Marcus vs Troy (11/30/08)
3-Point FG Att.	11	THORNTON, Marcus vs Florida (02/24/09)
	10	THORNTON, Marcus vs Troy (11/30/08)
	8	THORNTON, Marcus at Arkansas (02-18-09)
	8	THORNTON, Marcus at Mississippi State (02-11-09)
	8	THORNTON, Marcus vs Mississippi State (01/21/09)
	8	THORNTON, Marcus vs Washington State (12/27/08)
3-Pt FG Pct (min 4 made)	1.000 (4-4)	MARTIN, Terry vs Grambling State (12/13/08)
	.833 (5-6)	SPENCER, Bo vs Arkansas (01/31/09)
	.667 (4-6)	TEMPLE, Garrett at Ole Miss (01/17/09)
	.667 (4-6)	THORNTON, Marcus vs Grambling State (12/13/08)
	.625 (5-8)	THORNTON, Marcus vs Mississippi State (01/21/09)
	.571 (4-7)	SPENCER, Bo at Kentucky (02/28/09)

	.571	(4-7)	THORNTON, Marcus vs Southeastern Louisiana (01/03/09)
Free Throws Made	15		MITCHELL, Tasmin at Mississippi State (02-11-09)
	12		THORNTON, Marcus vs Auburn (02/21/09)
	10		THORNTON, Marcus vs Florida (02/24/09)
	10		MITCHELL, Tasmin vs South Carolina (01/14/09)
	8		THORNTON, Marcus at Tennessee (01/28/09)
	8		SPENCER, Bo vs Louisiana-Lafayette (12/31/08)
	8		MITCHELL, Tasmin vs Cal State Fullerton (12/02/08)
Free Throw Att.	18		MITCHELL, Tasmin at Mississippi State (02-11-09)
	13		THORNTON, Marcus vs Auburn (02/21/09)
	13		MITCHELL, Tasmin vs South Carolina (01/14/09)
	12		THORNTON, Marcus vs Southeastern Louisiana (01/03/09)
	11		THORNTON, Marcus vs Florida (02/24/09)
	11		SPENCER, Bo vs Louisiana-Lafayette (12/31/08)
FT Pct (min 7 made)	1.000	(7-7)	THORNTON, Marcus at Utah (01/06/09)
	1.000	(7-7)	SPENCER, Bo vs Washington State (12/27/08)
	1.000	(7-7)	JOHNSON, Chris vs Jackson State (11/15/08)
	.923	(12-13)	THORNTON, Marcus vs Auburn (02/21/09)
	.909	(10-11)	THORNTON, Marcus vs Florida (02/24/09)
	.889	(8-9)	THORNTON, Marcus at Tennessee (01/28/09)
	.889	(8-9)	MITCHELL, Tasmin vs Cal State Fullerton (12/02/08)
Rebounds	15		MITCHELL, Tasmin vs Cal State Fullerton (12/02/08)
	14		JOHNSON, Chris at Tennessee (01/28/09)
	14		MITCHELL, Tasmin vs South Carolina (01/14/09)
	14		JOHNSON, Chris vs Centenary (11/28/08)
	13		MITCHELL, Tasmin at Arkansas (02-18-09)
	13		JOHNSON, Chris vs Louisiana-Lafayette (12/31/08)
	12		JOHNSON, Chris at Arkansas (02-18-09)
	12		JOHNSON, Chris vs Mississippi State (01/21/09)
	12		JOHNSON, Chris at Ole Miss (01/17/09)
Assists	10		TEMPLE, Garrett vs Troy (11/30/08)
	9		TEMPLE, Garrett vs Ole Miss (02/14/09)
	9		TEMPLE, Garrett at Ole Miss (01/17/09)
	7		TEMPLE, Garrett vs Cal State Fullerton (12/02/08)
	6		SPENCER, Bo vs Florida (02/24/09)
	6		TEMPLE, Garrett vs Auburn (02/21/09)
	6		TEMPLE, Garrett at Tennessee (01/28/09)
	6		TEMPLE, Garrett vs Mississippi State (01/21/09)
	6		TEMPLE, Garrett vs Louisiana-Lafayette (12/31/08)
	6		SPENCER, Bo vs Troy (11/30/08)
	6		BASS, Chris vs Northwestern State (11/23/08)
Steals	7		THORNTON, Marcus at Arkansas (02-18-09)
	6		MITCHELL, Tasmin vs Louisiana-Lafayette (12/31/08)
	6		TEMPLE, Garrett vs Washington State (12/27/08)
	6		TEMPLE, Garrett vs Northwestern State (11/23/08)
	5		MITCHELL, Tasmin at Kentucky (02/28/09)
	5		TEMPLE, Garrett vs Xavier (01/24/09)
	5		SPENCER, Bo vs South Carolina (01/14/09)
Blocked Shots	7		JOHNSON, Chris vs Arkansas (01/31/09)
	6		JOHNSON, Chris at Arkansas (02-18-09)
	6		JOHNSON, Chris vs Ole Miss (02/14/09)
	5		JOHNSON, Chris vs Nicholls State (12/17/08)
	5		JOHNSON, Chris vs Troy (11/30/08)

4	JOHNSON, Chris vs Auburn (02/21/09)
4	JOHNSON, Chris at Mississippi State (02-11-09)
4	JOHNSON, Chris at Tennessee (01/28/09)
4	JOHNSON, Chris at Ole Miss (01/17/09)
4	JOHNSON, Chris vs South Carolina (01/14/09)
4	JOHNSON, Chris vs Northwestern State (11/23/08)
4	JOHNSON, Chris vs Alcorn State (11/20/08)
4	WARREN, Storm vs Alcorn State (11/20/08)

# The Last Time LSU ...

## ALL GAMES

### Scoring

Less Than 50 points .....	45 -- vs. Tennessee (45-47), 2/9/08
50-59 points .....	59 -- at Alabama (59-65), 1/11/09
60-69 points .....	61 -- at Utah (61-91), 1/6/09
70-79 points .....	73 -- at Kentucky (73-70), 2/28/09
80-89 points .....	81 -- vs. Florida (81-75), 2/24/09
90-99 points .....	97 -- at Miss. State (97-94), 2/11/09
100 or more points .....	104 -- vs. Nicholls State (104-57), 11/21/05

### Opponents Scoring

Less than 50 points .....	41 -- by Grambling State (41-87), 12/13/08
50-59 points .....	57 -- by Miss. State (57-81), 1/21/09
60-69 points .....	69 -- by Arkansas (69-72), 2/18/09
70-79 points .....	70 -- by Kentucky (70-73), 2/28/09
80-89 points .....	80 -- by Xavier (80-70), 1/24/09
90-99 points .....	94-- by Miss. State (94-97), 2/11/09
100 or more points .....	101 -- by Ohio State (101-113), 1-15-05

### Field Goal Percentage

Shot 20-29 percent .....	29.0 -- vs. Arkansas (20-69), 1/26/08
Shot 30-39 percent .....	38.7 -- vs. Arkansas (24-62), 1/31/09
Shot 40-49 percent .....	46.7 -- at Kentucky (28-60), 2/28/09
Shot 50-59 percent .....	50.0 -- at Georgia (32-64), 2/4/09
Shot 60-69 percent .....	63.6 -- v.s Grambling State (35-55), 12/13/08
Shot 70 percent or above .....	70.3 -- vs. Centenary (45-64), 1-15-03

### Opponents Field Goal Percentage

Shot 20-29 percent .....	27.1 -- by Grambling State (35-55), 12/13/08
Shot 30-39 percent .....	31.2 -- by Miss. State (24-77), 2/11/09
Shot 40-49 percent .....	43.3 -- by Florida (29-67), 2/24/09
Shot 50-59 percent .....	53.8 -- by Kentucky (28-52), 2/28/09
Shot 60-69 percent .....	63.5 -- by Utah (33-52), 1/6/09

### Three-Point FG Percentage

Shot less than 10 percent .....	0.0 -- vs. UCLA (NCAA FF) (0-6), 4/1/06
Shot 10-19 percent .....	15.4 -- vs. Texas A&M (2-13), 12/20/78
Shot 20-29 percent .....	25.0 -- at Arkansas (4-16), 2/18/09
Shot 30-39 percent .....	30.8 -- vs. Auburn (4-13), 2/21/09
Shot 40-49 percent .....	45.0 -- at Kentucky (9-20), 2/28/09
Shot 50-59 percent .....	53.8 --
Shot 60 percent or more .....	63.6 -- vs. Georgia (7-11), 1/25/06

### Opponents Three-Point FG Percentage

Shot less than 10 percent .....	7.1 -- by Georgia (1-14), 1/25/06
Shot 10-19 percent .....	19.0 -- by Ole Miss (4-21), 1/17/09
Shot 20-29 percent .....	21.4 -- by Kentucky (3-140), 2/28/09
Shot 30-39 percent .....	37.0 -- by Florida (10-27), 2/24/09
Shot 40-49 percent .....	42.1 -- by Tennessee (8-19), 1/28/09
Shot 50-59 percent .....	50.0 -- by Texas A&M (4-8), 12/20/08
Shot 60 percent or more .....	60.0 -- by McNeese State (9-15), 12/22/08

### Free Throw Percentage

Shot less than 50 percent .....	46.7 -- at Ole Miss (7-15), 1/12/08
Shot 50-59 percent .....	50.0 -- at Arkansas (12-24), 2/18/09
Shot 60-69 percent .....	69.2 -- at Miss. State (27-39), 2/11/09
Shot 70-79 percent .....	78.9 -- vs. Miss. State (15-19), 1/21/09
Shot 80-89 percent .....	80.0 -- at Kentucky (8-10), 2/28/09
Shot 90-99 percent .....	95.5 -- vs. Auburn (21-22), 2/21/09
Shot 100 percent .....	100.0 -- vs. Grambling State (4-4), 12/13/08

### Rebounds

Had 20-29 rebounds .....	29 -- at Kentucky, 2/28/09
Had 30-39 rebounds .....	34 -- vs. Florida, 2/24/09
Had 40-49 rebounds .....	41 -- vs. Auburn, 2/21/09
Had 50-59 rebounds .....	52 -- at Miss. State, 2/11/09
Had 60 or more rebounds .....	60 -- vs. Troy State, 12-22-98

### Opponent Rebounds

Less than 20 rebounds .....	17 -- vs. Nicholls State, 12/17/08
20-29 rebounds .....	29 -- vs. Auburn, 2/21/09
30-39 rebounds .....	32 -- at Kentucky, 2/28/09
40-49 rebounds .....	40 -- by Ole Miss, 2/14/09
50-59 rebounds .....	50 -- by Miss. State, 2/11/09

### Assists

Less than 5 assists .....	4 -- vs. Miss. State, 1/9/08
5-10 assists .....	10 -- vs. SE Louisiana, 1/3/09
11-15 assists .....	12 -- at Kentucky, 2/28/09
16-20 assists .....	18 -- vs. Florida, 2/24/09
21-25 assists .....	24 -- vs. Grambling State, 12/13/08
26-30 assists .....	26 -- vs. Troy, 11/30/08
31 or more assists .....	33 -- vs. Georgia State, 12-28-94

### Opponent Assists

Less than 5 assists .....	2 -- by Grambling State, 12/13/08
5-10 assists .....	7 -- by Arkansas, 2/18/09
11-15 assists .....	15 -- by Florida, 2/21/09
16-20 assists .....	18 -- by Kentucky, 2/28/09
21-25 assists .....	21 -- by Vanderbilt, 1/19/08
26-30 assists .....	28 -- by Fresno State, 11-26-97
31 or more assists .....	33 -- by Kentucky, 1-16-96

### Blocks

0 blocks .....	0 -- at Georgia, 2/4/09
1-5 blocks .....	4 -- vs. Florida, 2/24/09
6-10 blocks .....	6 -- at Kentucky, 2/28/09
11-15 blocks .....	11 -- vs. Ole Miss, 2/14/09
16 or more blocks .....	16 -- vs. Alcorn State, 11/20/08

### Opponent Blocks

0 blocks .....	0 -- by Xavier, 1/24/09
1-5 blocks .....	5 -- by Kentucky, 2/28/09
6-10 blocks .....	10 -- by Miss. State, 2/11/09
11-15 blocks .....	11 -- by UConn, 1/6/07

### Steals

0 steals .....	0 -- vs. Georgia Tech, 3-17-90
1-5 steals .....	4 -- vs. Florida, 2/24/09
6-10 steals .....	9 -- at Kentucky, 2/28/09
11-15 steals .....	12 -- vs. Alabama, 2/8/09
16 or more steals .....	22 -- vs. Arkansas, 2-17-01

### Opponent Steals

0 steals .....	0 -- by Washington State, 12/27/08
1-5 steals .....	5 -- at Kentucky, 2/28/09
6-10 steals .....	6 -- by Auburn, 2/21/09
11-15 steals .....	11 -- by Nicholls State, 12/17/08
16 or more steals .....	16 -- by Miami (Fla.), 12-27-01



# The Last Time An LSU Player...

## ALL GAMES

Scored 20-24 points .....	21 Tasmin Mitchell, at Kentucky, 2/28/09
Scored 25-29 points .....	23 Marcus Thornton, at Kentucky, 2/28/09
Scored 30-34 points .....	25 Marcus Thornton, vs. Auburn, 2/21/09
Scored 35-39 points .....	32 Marcus Thornton, vs. Florida, 2/24/09
Scored 40-45 points .....	38 Marcus Thornton, at Miss. State, 3/8/08
Scored 45-49 points .....	41 Tasmin Mitchell, at Miss State, 2/11/09
Scored 50-54 points .....	46 Chris Jackson, vs. Vanderbilt, 2-18-90
Scored 55-59 points .....	51 Chris Jackson, vs. Texas, 1-2-90
Scored 60 or more.....	55 Chris Jackson, vs. Ole Miss, 3-4-89
	64 Pete Maravich, vs. Kentucky, 2-21-70
Scored double figures in 5 straight games.....	13 Marcus Thornton, 1/17/09 to 2/28/09
Scored double figures in 10 straight games.....	13 Marcus Thornton, 1/17/09 to 2/28/09
Scored double figures in 15 straight games.....	18 Tasmin Mitchell, 12/31/08 to 2/28/09
Scored double figures in 20 straight games.....	48 Glen Davis, 3/5/05 to 12/17/06
Scored double figures in 25 straight games.....	48 Glen Davis, 3/5/05 to 12/17/06
Scored double figures in 30 straight games.....	48 Glen Davis, 3/5/05 to 12/17/06
Scored double figures in 35 straight games.....	48 Glen Davis, 3/5/05 to 12/17/06
Scored double figures in 40 straight games.....	48 Glen Davis, 3/5/05 to 12/17/06
Scored double figures in 45 or more straight game .....	48 Glen Davis, 3/5/05 to 12/17/06
Scored 20 points or more in 2 straight games .....	2 Marcus Thornton, 32 vs. Florida (2/24/09); 23 at Kentucky, 2/28/09
Scored 20 points or more in 3 straight games .....	3 Marcus Thornton, 22 vs. Ole Miss (2/14/09); 28 at Arkansas (2/18/09); 25 vs. Auburn (2/21/09)
Scored 20 points or more in 4 straight games .....	4 Marcus Thornton, 27 at Vandy (1/19/08); 20 vs. Arkansas (1/26/08); 38 at Auburn (1/30/08); 22 at Alabama (2/2/08)
Scored 20 points or more in 5 straight games .....	6 Marcus Thornton, 25 at Ole Miss (1/12/08); 27 vs. Auburn (1/16/08); 27 at Vandy (1/19/08); 20 vs. Arkansas (1/26/08); 38 at Auburn (1/30/08); 22 vs. Alabama (2/2/08)
Scored 30 points or more in consecutive games.....	2 Marcus Thornton, 31 vs. Miss. State (1/21/09); 30 vs. Xavier (1/24/09)
Made 10-14 field goals in a game.....	10 Marcus Thornton, 10 at Arkansas (2/18/09)
Made 15 or more field goals in a game .....	18 Shaquille O'Neal, vs. Northern Arizona, 12-28-91
Attempted 15-19 field goals in a game .....	15 Marcus Thornton, vs. Florida, 2/24/09
Attempted 20-24 field goals in a game .....	23 Marcus Thornton, at Kentucky, 2/28/09
Attempted 25-29 field goals in a game .....	27 Marcus Thornton, at Miss. State, 3/8/08
Attempted 30 or more field goals in a game .....	34 Ronnie Henderson, vs. Oklahoma State, 12-20-94
Made 5 three pointers in a game .....	5 Bo Spencer, vs. Arkansas, 1/31/09
Made 6-9 three pointers in a game.....	6 Marcus Thornton, vs. Florida, 2/24/09
Made 10 or more three pointers in a game .....	10 Chris Jackson, vs. Tennessee, 2-10-90
Attempted 7 three pointers in a game .....	7 Marcus Thornton, vs. Ole Miss, 2/14/09
Attempted 8-10 three pointers in a game .....	8 Marcus Thornton, at Arkansas, 2/18/09
Attempted 11 or more three pointers in a game .....	12 Marcus Thornton, vs. Florida, 2/24/09

# The Last Time An LSU Player...

## ALL GAMES

Had 10-14 rebounds .....	13 Tasmin Mitchell, at Arkansas, 2/18/09
.....	12 Chris Johnson, at Arkansas, 2/18/09
Had 15-19 rebounds .....	15 Tasmin Mitchell, vs. Cal State Fullerton, 12/2/08
Had 20 or more rebounds.....	21 Jaime Lloreda, vs. McNeese State, 11-24-03
Had 10 or more rebounds in 2 straight games .....	2 Tasmin Mitchell, 11 vs. Alabama, 2/8/09; 11 at Miss. St., 2/11/09
Had 10 or more rebounds in 3 straight games .....	3 Chris Johnson, 10 at South Carolina, 2/27/08; 15 vs. Georgia, 3/2/08; 10 vs. Alabama, 3/5/08
.....	4 Chris Johnson, 15 vs. Ole Miss, 2/23/08; 10 at South Carolina, 2/27/08; 15 vs. Georgia, 3/2/08; 10 vs. Alabama, 3/5/08
Had 10 or more rebounds in 4 straight games .....	5 Glen Davis, 13 vs. Miss. State, 2/15/06; 11 at Auburn, 2/18/06; 11 at Vandy, 2/22/06; 15 vs. Kentucky, 2/25/06, 10 vs. S. Carolina, 2/28/06
.....	8 Glen Davis, 11 at Alabama, 2/4/06; 16 vs. Arkansas, 2/8/06; 15 at Florida, 2/11/06; 13 vs. Miss. State, 2/15/06; 11 at Auburn, 2/18/06; 11 at Vandy, 2/22/06; 15 vs. Kentucky, 2/25/06; 10 at S. Carolina, 2/28/06
Had 10 or more rebounds in 5 straight games .....	
.....	
Had 10 or more rebounds in 6 or more games .....	
.....	
.....	
Had 9 offensive rebounds in a game .....	9 Glen Davis, vs. Tennessee (SECT), 3/8/07
Had 10 defensive rebounds in a game.....	10 Chris Johnson, vs. Miss. State, 1/21/09
Had 5-7 assists .....	6 Bo Spencer, vs. Florida, 2/24/09
.....	5 Marcus Thornton, vs. Florida, 2/24/09
Had 8-10 assists .....	9 Garrett Temple, vs. Ole Miss, 2/14/09
Had 11-15 assists .....	12 Torris Bright, vs. McNeese State, 12-7-02
Had 16 or more assists .....	18 Randy Livingston, vs. George Mason, 12-3-94
Had 3-5 blocks in a game .....	3 Garrett Temple, at Kentucky, 2/28/09
Had 6-8 blocks in a game .....	6 Chris Johnson, at Arkansas, 2/18/09
Had 9-10 blocks in a game .....	9 Tyrus Thomas, vs. Tennessee, 1/14/06
Had 11 or more blocks in a game .....	11 Stromile Swift, vs. Alabama, 2-10-99
Had 3-5 steals in a game .....	5 Tasmin Mitchell, at Kentucky, 2/28/09
Had 6-7 steals in a game .....	7 Marcus Thornton, at Arkansas, 2/18/09
Had 8-9 steals in a game .....	8 Clarence Ceasar, vs. Auburn, 1-8-94
Had 10 or more steals in a game .....	10 Shawn Griggs, vs. Tennessee, 2-23-91
Had a double-double.....	Tasmin Mitchell, at Arkansas, 20 pts-13 reb., 2/18/09
.....	Chris Johnson, at Arkansas, 12 pts-12 reb., 2/18/09
Had a double-double in 2 straight games .....	Tasmin Mitchell, vs. Alabama, 16 pts-11 reb., 2/8/09; at Miss. State, 41 pts-11 reb., 2/11/09
.....	3 Glen Davis, vs. Louisiana Tech, 23 pts-14 reb., 12/23/06; vs. Wright State, 26 pts-12 reb., 12/27/06; vs. Miss. Valley, 19 pts-13 reb., 12/28/06
Had a double-double in 3 or more straight games .....	
.....	
.....	
Had a triple-double .....	Shaquille O'Neal, 26 pts-13 reb-11 blks, vs. BYU, 3-19-92
Played 40 minutes in a game .....	40 Tasmin Mitchell, at Kentucky, 2/28/09
Played 41-49 minutes in a game.....	49 Tasmin Mitchell, at Miss. State, 2/11/09
.....	49 Marcus Thornton, at Miss. State, 2/11/09
Played 50 or more minutes in a game .....	54 Maurice Carter, vs. Alabama, 2-10-99

Previous Game Boxscores

Game 1-- LSU 69, Jackson State 55  
01/15/08 1pm at Maravich Center (Baton Rouge, LA)

Jackson St. 0-1	fg-a	3fg-a	ft-a	reb	pf	tp	a	to	blk	s	min
MELVIN, Rod *	1-5	0-2	0-0	4	1	2	1	2	1	0	27
GRIFFIN, Darrion *	4-11	0-1	8-9	7	2	16	3	4	0	1	35
MAXEY, Grant *	5-12	1-5	2-3	7	2	13	1	3	0	1	33
JOHNSON, G. *	2-4	0-1	2-2	1	2	6	0	2	0	0	21
CALDWELL, J. *	4-5	0-1	5-6	3	5	13	0	0	1	1	23
BURK, Cason	1-1	0-0	0-0	2	0	2	0	0	0	0	4
HUGGINS, Daniel	0-2	0-2	0-0	0	1	0	0	0	0	0	4
MARTINEZ, Kay	0-7	0-3	0-0	2	3	0	0	0	0	1	16
DAVIS, Jerome	0-0	0-0	0-0	0	0	0	0	0	0	0	2
WILLIAMS, Phillip	1-1	1-1	0-0	1	2	3	0	0	0	0	13
DIXON, De'Suan	2-4	2-4	4-4	0	1	10	0	1	0	1	13
HYCHE, Chris	0-3	0-2	0-0	0	0	0	0	0	0	1	9
Totals.....	20-55	4-22	21-24	30	19	65	5	12	2	6	200
TOTAL FG%	1st Half: 13-29 44.8%	2nd Half: 7-26 26.9%	Game: 36.4%	DB							
3-Pt. FG%	1st Half: 2-11 18.2%	2nd Half: 2-11 18.2%	Game: 18.2%	REBS							
F Throw %	1st Half: 11-13 84.6%	2nd Half: 10-11 90.9%	Game: 87.5%	3							

LSU 1-0	fg-a	3fg-a	ft-a	reb	pf	tp	a	to	blk	s	min
MITCHELL, T. f	7-10	0-0	3-4	6	4	17	2	2	1	1	25
JOHNSON, C. c-	5-9	0-0	7-7	7	1	17	1	1	0	0	28
THORNTON, M. g	1-9	0-3	3-3	3	4	5	2	2	0	1	18
SPENCER, Bo g	7-12	3-5	4-4	3	0	21	0	3	0	0	34
TEMPLE, Garrett g	0-0	0-0	0-0	5	2	0	2	4	1	1	25
GRAHAM, Delwan	0-0	0-0	0-0	0	0	0	0	0	0	0	3
BASS, Chris	0-1	0-0	0-0	0	1	0	1	0	0	0	6
MARTIN, Terry	4-11	1-5	0-0	7	2	9	1	0	0	1	23
WARREN, Storm	3-5	0-0	0-1	3	1	6	0	1	0	1	13
FARRER, Alex	0-2	0-0	3-4	2	2	3	1	0	0	0	12
THORNTON, Q.	0-0	0-0	1-3	3	3	1	0	0	0	0	13
TEAM			3								
Totals.....	27-59	4-13	21-26	42	20	79	10	13	2	6	200
TOTAL FG%	1st Half: 12-28 42.9%	2nd Half: 15-31 48.4%	Game: 45.8%	DB							
3-Pt. FG%	1st Half: 1-6 16.7%	2nd Half: 3-7 42.9%	Game: 30.8%	REB							
F Throw %	1st Half: 14-17 82.4%	2nd Half: 21-26 80.8%	Game: 80.8	2							

Officials: John Cahill, Patrick Evans, James Williams  
Technical fouls: JSU-None. LSU-None.

Attendance: 11511

Score by Periods	1st	2nd	Total
Jackson State	39	26	65
LSU	39	40	79

---

Game 2-- LSU 77, Alcorn State 45  
01/20/08 7pm at Maravich Center (Baton Rouge, LA)

Alcorn St. 0-3	fg-a	3fg-a	ft-a	reb	pf	tp	a	to	blk	s	min
WILLIAMS, Jarvis f	1-7	0-2	0-0	2	5	2	1	1	0	1	28
HOLT, JaMarkus c	0-6	0-1	0-2	6	1	0	1	2	0	1	27
REED, Jumane g	1-7	1-2	4-4	5	1	7	0	0	0	1	23
JACKSON, Troy g	4-13	2-7	6-10	8	0	16	1	5	0	2	35
FORD, Anthony g	2-15	2-5	2-2	3	4	8	0	0	0	1	25
BOYD, Jonathan	2-6	1-3	0-2	4	1	5	1	2	0	0	18
SAVANNAH, Alex	2-4	0-0	0-0	1	0	4	0	1	0	1	12
ANTHONY, Corey	0-0	0-0	0-0	0	0	0	0	0	0	1	4
ROGERS, Brandon	0-1	0-1	0-0	0	0	0	0	2	0	0	6
BLAKELY, Gifford	1-4	0-0	1-1	1	1	3	0	0	2	0	22
Team			8					1			
Totals.....	13-63	6-21	13-21	38	13	45	4	14	2	8	200
TOTAL FG%	1st Half: 7-36 19.4%	2nd Half: 6-27 22.2%	Game: 20.6%	DB							
3-Pt. FG%	1st Half: 4-14 28.6%	2nd Half: 2-7 28.6%	Game: 28.6%	REB							
F Throw %	1st Half: 5-7 71.4%	2nd Half: 8-14 57.1%	Game: 61.9%	4							

LSU 2-0	fg-a	3fg-a	ft-a	reb	pf	tp	a	to	blk	s	min
MITCHELL, T. f	4-6	0-0	4-4	6	1	12	2	1	1	1	17
JOHNSON, Chris c	1-5	0-0	1-2	5	0	3	1	0	4	1	17
THORNTON, M. g	3-7	0-3	2-2	6	1	8	3	1	0	1	18
SPENCER, Bo g	3-5	2-3	0-0	4	0	8	1	0	0	0	18
TEMPLE, Garrett g	3-7	1-4	0-0	2	2	7	1	2	0	0	17
GRAHAM, Delwan	3-6	0-0	1-2	6	2	7	0	1	3	0	13
BASS, Chris	0-2	0-0	0-0	2	1	0	4	1	0	0	22
MARTIN, Terry	2-7	2-4	0-0	4	2	6	0	0	1	2	15
KINSLEY, Zach	2-3	0-0	0-0	4	0	4	0	1	0	0	7
WARREN, Storm	3-8	0-0	5-7	11	2	11	3	2	4	1	22
FARRER, Alex	4-10	2-4	1-1	1	3	11	3	3	2	1	22
THORNTON, Q.	0-1	0-0	0-0	1	1	0	2	1	1	0	12
Team			3								
Totals.....	13-63	6-21	13-21	38	13	45	4	14	2	8	200

TOTAL FG%	1st Half: 15-32 46.9%	2nd Half: 13-35 37.1%	Game: 41.8%	DB
3-Pt. FG%	1st Half: 4-10 40.0%	2nd Half: 3-8 37.5%	Game: 38.9%	REB
F Throw %	1st Half: 5-6 83.3%	2nd Half: 9-12 75.0%	Game: 77.8%	4

Officials: Tony Greene, Doug Sirmons, Ron Grover  
Technical fouls: ASU-None. LSU-None.

Attendance: 8475

Score by Periods	1st	2nd	Total
Alcorn State	23	22	45
LSU	39	38	77

Game 3-- LSU 91, Northwestern State 60  
11/23/08 2pm at Maravich Center (Baton Rouge, LA)

Northwestern St. 2-2	fg-a	3fg-a	ft-a	reb	pf	tp	a	to	blk	s	min
WHITE, Devin f	3-6	0-1	2-2	5	4	8	1	1	3	0	17
PETRAVICIUS, Deivida. f	0-2	0-0	0-0	2	1	0	1	1	0	1	12
MOSLEY, William c	1-1	0-0	0-0	4	1	2	0	0	0	0	16
McCONATHY, Michael g	1-6	0-1	0-0	3	4	6	1	4	0	1	17
JONES, Damon g	2-9	2-6	0-0	1	0	7	1	2	0	1	17
KNIGHT, Dominic	1-4	0-0	5-5	0	5	6	1	0	0	0	14
BROOKS, Aramie	3-6	0-0	0-0	2	0	0	0	1	0	0	9
CONNIE, John	0-0	0-0	0-0	0	0	4	0	0	0	0	1
McCONATHY, Logan	2-6	0-0	0-1	1	2	4	0	3	0	0	18
CLARK, C.J.	2-3	0-0	0-0	3	3	8	2	4	0	0	16
WATKINS, Dwayne	2-4	0-1	4-6	3	1	0	0	0	0	2	12
RICHARDSON, Darius	0-0	0-0	0-0	0	0	0	0	0	0	1	3
HANCOCK, Keithan 2-7	0-4	0-0	0	2	4	0	1	0	1	15	
PORTERIE, Kalem	0-3	0-0	1-2	6	1	1	0	3	0	0	15
HULBIN, James	1-3	0-0	1-2	1	0	3	0	0	1	0	10
CLARK, Charles	1-1	1-1	2-4	2	0	5	0	1	0	0	8
Team				2				1			
Totals.....	21-61	3-14	15-22	35	24	60	6	22	4	7	200

TOTAL FG%	1st Half: 7-31 22.6%	2nd Half: 14-30 46.7%	Game: 34.4%	DB
3-Pt. FG%	1st Half: 1-9 11.1%	2nd Half: 2-5 40.0%	Game: 21.4%	REB
F Throw %	1st Half: 4-7 57.1%	2nd Half: 11-15 73.3%	Game: 68.2%	5

LSU 3-0	fg-a	3fg-a	ft-a	reb	pf	tp	a	to	blk	s	min
MITCHELL, T. f	4-9	0-0	0-0	5	3	8	3	2	0	3	24
JOHNSON, Chris c	2-3	0-0	2-4	6	0	6	1	1	4	1	22
THORNTON, M. g	10-16	3-6	2-3	2	1	25	0	1	0	1	22
SPENCER, Bo g	2-5	2-3	4-4	2	1	10	1	2	1	0	19
TEMPLE, Garrett g	1-4	0-0	4-6	6	1	6	2	1	0	6	21
GRAHAM, Delwan	3-3	0-0	2-2	5	2	8	1	0	2	0	10
BASS, Chris	2-3	0-1	0-2	4	3	4	6	3	0	0	21
MARTIN, Terry	2-5	1-2	3-4	1	1	8	2	2	0	0	16
KINSLEY, Zach	0-1	0-0	0-0	0	1	0	0	1	0	0	5
WARREN, Storm	1-5	0-0	2-6	7	4	4	0	0	2	0	10
FARRER, Alex	2-4	1-2	0-0	3	2	5	1	3	0	0	14
THORNTON, Q.	2-4	0-0	3-4	1	2	7	2	1	1	2	16
Team			2								
Totals.....	13-63	6-21	13-21	38	13	45	4	14	2	8	200

TOTAL FG%	1st Half: 16-30 53.3%	2nd Half: 15-32 46.9%	Game: 50.0%	DB
3-Pt. FG%	1st Half: 5-7 71.4%	2nd Half: 2-7 28.6%	Game: 50.0%	REB
F Throw %	1st Half: 11-14 78.6%	2nd Half: 11-21 52.4%	Game: 62.9%	7

Officials: Mike Stuart, Ted Valentine, Bret Barnaky  
Technical fouls: Northwestern St.-None. LSU-None.

Attendance: 8322

Score by Periods	1st	2nd	Total
Northwestern State 19	41	60	
LSU	48	43	91

---

Game 4-- LSU 64, Centenary 58  
11/28/08 7pm at Maravich Center (Baton Rouge, LA)

Centenary 1-5	fg-a	3fg-a	ft-a	reb	pf	tp	a	to	blk	s	min
BONAHM, Jerrald f	4-12	0-0	0-0	4	2	8	1	1	1	2	33
STALLINGS, Nick g	7-16	3-7	0-0	7	2	17	2	3	0	0	38
GATLIN, Anthony g	2-8	1-3	0-0	2	5	5	2	1	0	0	27
ADAMS, Chase g	6-10	2-4	2-3	9	3	16	1	1	0	4	38
PEREZ, David g	4-10	4-10	0-0	3	3	12	1	3	0	1	32
TUBNER, Roman	0-6	0-3	0-0	5	2	0	3	2	0	2	25
HILL, Travis	0-0	0-0	0-0	0	0	0	1	0	0	0	1
JOHNSON, Tyler	0-0	0-0	0-0	0	0	0	0	0	0	0	0+
HARRIS, Brandon	0-0	0-0	0-0	0	1	0	0	1	0	0	6
Team				2				1			
Totals.....	23-62	10-27	2-3	33	18	58	11	13	1	9	200

TOTAL FG%	1st Half: 7-31 22.6%	2nd Half: 14-30 46.7%	Game: 34.4%	DB
3-Pt. FG%	1st Half: 1-9 11.1%	2nd Half: 2-5 40.0%	Game: 21.4%	REB
F Throw %	1st Half: 4-7 57.1%	2nd Half: 11-15 73.3%	Game: 68.2%	0

LSU 4-0	fg-a	3fg-a	ft-a	reb	pf	tp	a	to	blk	s	min
MITCHELL, T. f	3-8	0-1	4-4	6	0-0	10	2	1	0	0	26
JOHNSON, Chris c	6-14	1-1	4-6	14	0-0	17	1	3	3	2	29
THORNTON, M. g	4-10	1-3	0-0	3	0-0	9	0	1	0	1	22
SPENCER, Bo g	2-2	1-1	2-3	3	2-0	7	3	0	0	0	25
TEMPLE, Garrett g	1-4	1-2	4-4	3	4-0	7	3	1	3	2	27
GRAHAM, Delwan	1-2	0-0	0-0	1	0-0	2	1	1	0	2	8
BASS, Chris	0-1	0-1	0-0	1	1-0	0	3	1	0	0	15
MARTIN, Terry	1-4	1-2	1-2	2	1-0	4	0	4	1	0	18
KINSLEY, Zach	0-0	0-0	1-2	0	1-0	1	0	1	0	0	2
WARREN, Storm	0-2	0-0	3-4	3	0-0	3	0	0	0	0	16
FARRER, Alex	2-4	0-0	0-0	1	0-0	4	0	0	2	0	12
Team				3							
Totals.....	20-51	5-11	19-25	40	9-0	64	13	13	9	7	200

Score by Periods	1st	2nd	Total
Centenary	22	36	58
LSU	34	30	64

---

**Game 5-- LSU 92, Troy 57**  
11/30/08 7pm at Maravich Center (Baton Rouge, LA)

Troy	fg-a	3fg-a	ft-a	reb	pf	tp	a	to	blk	s	min
TELFAIR, Mario f	0-2	0-0	2-2	0	2	2	0	0	0	0	8
HAZZARD, B. g	5-10	3-5	3-3	0	1	16	0	0	0	0	25
LEE, Travis g	1-3	0-1	0-0	1	2	2	0	4	0	0	12
VOGLER, M. g	1-6	1-4	0-0	2	2	3	3	3	0	2	30
DELK, Richard g	3-8	1-4	1-2	3	2	8	2	0	0	1	33
WILLIAMS, Josh	1-3	0-1	0-0	0	3	2	0	1	0	0	11
WARE, Kenny	0-2	0-1	0-1	1	1	0	1	0	0	0	10
HUDDLESTON, R.	2-6	2-6	0-0	2	1	6	0	0	0	0	15
JERVIS, Tom	3-5	0-0	0-0	8	1	6	1	1	1	0	15
JONES, Antywan	1-5	1-2	0-0	3	2	3	1	2	0	0	19
LEGGETT, Chris	4-11	0-0	1-1	5	0	9	1	1	3	0	22
Team				5							

<b>TOTAL FG%</b>	<b>1st Half: 11-31</b>	<b>35.5%</b>	<b>2nd Half: 10-30</b>	<b>33.3%</b>	<b>Game: 34.4%</b>	<b>DB</b>
<b>3-Pt. FG%</b>	<b>1st Half: 4-12</b>	<b>33.3%</b>	<b>2nd Half: 4-12</b>	<b>33.3%</b>	<b>Game: 33.3%</b>	<b>REB</b>
<b>F Throw %</b>	<b>1st Half: 1-1</b>	<b>100%</b>	<b>2nd Half: 6-8</b>	<b>75.0%</b>	<b>Game: 77.8%</b>	<b>0</b>

LSU (92)	fg-a	3fg-a	ft-a	reb	pf	tp	a	to	blk	s	min
MITCHELL, T. f	4-9	0-0	0-0	3	1	8	0	2	0	0	27
JOHNSON, Chris c	3-9	0-0	6-6	9	1	12	1	0	5	0	27
THORNTON, M. g	13-24	4-10	2-4	8	1	32	3	0	1	0	30
SPENCER, Bo g	4-10	3-7	2-2	5	0	13	6	1	0	1	33
TEMPLE, Garrett g	3-5	2-4	1-2	7	2	9	10	3	0	4	29
GRAHAM, Delwan	1-1	0-0	3-4	6	0	5	1	0	0	0	5
BASS, Chris	0-0	0-0	1-2	2	1	1	1	0	0	0	7
MARTIN, Terry	1-4	0-3	0-0	1	2	2	3	0	0	0	12
KINSLEY, ZACH	0-0	0-0	0-0	0	0	0	0	0	0	0	1
WARREN, Storm	2-4	0-0	0-0	3	2	4	0	1	1	1	11
FARRER, Alex	1-1	0-0	0-0	0	1	2	0	0	0	0	7
THORNTON, Q.	2-3	0-0	0-0	4	0	4	1	1	0	1	11
Team				4							
Totals 34-70	9-24	15-20	52	11	92	26	8	7	7	200	

<b>TOTAL FG%</b>	<b>1st Half: 15-35</b>	<b>42.9%</b>	<b>2nd Half: 19-35</b>	<b>54.3%</b>	<b>Game: 48.6%</b>	<b>DB</b>
<b>3-Pt. FG%</b>	<b>1st Half: 5-13</b>	<b>38.5%</b>	<b>2nd Half: 4-11</b>	<b>36.4%</b>	<b>Game: 37.5%</b>	<b>REB</b>
<b>F Throw %</b>	<b>1st Half: 6-7</b>	<b>85.7%</b>	<b>2nd Half: 9-13</b>	<b>69.2%</b>	<b>Game: 75.0%</b>	<b>1</b>

Officials: John Cahill, Brent Barnaky, Terry Moore  
Technical fouls: Troy-None. LSU-None.

Attendance: 7804

Score by Periods	1st	2nd	Total
Troy	27	30	57
LSU	41	51	92

---

**Game 6-- LSU 84, Cal State Fullerton 63**  
12/2/08 7pm at Maravich Center (Baton Rouge, LA)

Fullerton 63	fg-a	3fg-a	ft-a	reb	pf	tp	a	to	blk	s	min
ANDERSON, G. f	1-4	0-1	1-2	2	1	3	0	0	0	1	20
GUISSIE, Papa c	1-5	0-0	1-2	8	2	0	2	0	0	2	35
AKOGNON, Josh g	8-20	3-9	4-4	5	1	23	0	4	0	3	34
LASSITER, M. g	3-8	1-5	0-0	1	1	7	1	0	0	2	26
STREETER, J. G	4-10	1-3	0-0	2	3	9	4	3	0	2	31
THOMPSON, A.	3-7	0-2	0-0	3	1	6	2	3	0	1	17
SHMAMSUD-DIN, A	0-2	0-1	0-0	0	2	0	0	0	1	0	8
RHYMES, Chris	1-4	1-1	0-0	1	2	3	0	0	0	0	11
MILLER, Ray	4-8	0-0	1-4	4	2	9	0	1	0	0	15
THOMAS, Adam	0-0	0-0	0-0	0	2	0	0	0	0	0	3
Team				1							

<b>TOTAL FG%</b>	<b>1st Half: 12-29</b>	<b>41.4%</b>	<b>2nd Half: 13-39</b>	<b>33.3%</b>	<b>Game: 36.8%</b>	<b>DB</b>
<b>3-Pt. FG%</b>	<b>1st Half: 3-9</b>	<b>33.3%</b>	<b>2nd Half: 3-13</b>	<b>23.1%</b>	<b>Game: 27.3%</b>	<b>REB</b>
<b>F Throw %</b>	<b>1st Half: 4-8</b>	<b>50.0%</b>	<b>2nd Half: 3-4</b>	<b>75.0%</b>	<b>Game: 58.3%</b>	<b>2</b>

LSU 84	fg-a	3fg-a	ft-a	reb	pf	tp	a	to	blk	s	min
MITCHELL, T. f	4-8	0-0	8-9	15	1	16	4	4	3	3	36
JOHNSON, Chris c	6-10	0-0	4-5	9	0	16	1	2	0	1	25
THORNTON, M. g	9-17	1-5	5-7	8	3	24	0	2	2	1	27
SPENCER, Bo g	5-13	2-5	1-1	5	2	13	4	3	0	0	36
TEMPLE, Garrett g	2-8	1-4	3-4	10	3	8	7	3	2	3	36
GRAHAM, Delwan	0-0	0-0	0-0	1	0	0	0	0	0	0	1
BASS, Chris	0-0	0-0	0-0	1	0	0	1	0	0	0	4
MARTIN, Terry	0-3	0-1	0-0	3	0	0	1	3	0	0	14
KINSLEY, Zach	0-1	0-0	0-0	0	0	0	0	0	0	0	1
WARREN, Storm	0-0	0-0	0-0	0	1	0	0	1	0	0	1
FARRER, Alex	1-1	1-1	0-0	0	0	3	0	0	0	0	2
THORNTON, Q	2-3	0-0	0-0	4	3	4	1	1	1	0	17
Team				0							
Totals 29-64	5-16	21-26	56	13	84	19	19	8	8	200	

<b>TOTAL FG%</b>	<b>1st Half: 16-37</b>	<b>43.2%</b>	<b>2nd Half: 13-27</b>	<b>48.1%</b>	<b>Game: 45.3%</b>	<b>DB</b>
<b>3-Pt. FG%</b>	<b>1st Half: 4-10</b>	<b>40.0%</b>	<b>2nd Half: 1-6</b>	<b>16.7%</b>	<b>Game: 31.3%</b>	<b>REB</b>
<b>F Throw %</b>	<b>1st Half: 6-8</b>	<b>75.0%</b>	<b>2nd Half: 15-18</b>	<b>83.3%</b>	<b>Game: 80.8%</b>	<b>3</b>

Officials: Ted Valentine, Bert Smith, Pat Adams  
Technical fouls: CSF-None. LSU-None.

Attendance: 9043

Score by Periods	1st	2nd	Total
Cal State Fullerton	31	32	63
LSU	42	42	84

---

**Game 7-- LSU 87, Grambling State 41**  
12/13/08 7pm at Maravich Center (Baton Rouge, LA)

Grambling 41	fg-a	3fg-a	ft-a	reb	pf	tp	a	to	blk	s	min
PRESTLEY, A. f	2-9	0-2	3-4	4	1	7	1	0	0	0	32
COLEMAN, M. f	0-3	0-0	1-2	0	2	1	0	1	0	2	22
AKPELE, George f	1-5	0-0	0-0	2	0	2	0	1	0	0	12
KPAKA, Ibrahim g	5-14	2-8	2-4	4	4	14	0	4	0	1	35
QUALLS, Donald g	0-3	0-2	0-0	1	1	0	1	2	0	0	18
LEMONS, Jordan	0-2	0-0	2-2	1	1	2	0	1	0	1	12
LOYD, Kevin	1-3	0-0	0-0	0	0	2	0	0	0	1	22
RILEY, Jarred	3-5	0-0	4-9	5	0	10	0	1	0	0	24
BREAUX, Jamal	1-4	0-0	1-3	3	2	3	0	4	0	0	23
Team				3							

<b>TOTAL FG%</b>	<b>1st Half: 4-23</b>	<b>17.4%</b>	<b>2nd Half: 9-25</b>	<b>36.0%</b>	<b>Game: 27.1%</b>	<b>DB</b>
<b>3-Pt. FG%</b>	<b>1st Half: 2-5</b>	<b>40.0%</b>	<b>2nd Half: 0-7</b>	<b>0.0%</b>	<b>Game: 16.7%</b>	<b>REB</b>
<b>F Throw %</b>	<b>1st Half: 5-8</b>	<b>62.5%</b>	<b>2nd Half: 8-16</b>	<b>50.0%</b>	<b>Game: 54.2%</b>	<b>7,1</b>

LSU (87)	fg-a	3fg-a	ft-a	reb	pf	tp	a	to	blk	s	min
MITCHELL, T. f	6-7	0-0	0-0	4	2	12	1	1	1	2	19
JOHNSON, Chris c	2-6	0-0	0-0	7	3	4	1	0	2	1	22
THORNTON, M. g	6-9	4-6	2-2	1	2	18	5	1	1	0	20
SPENCER, Bo g	2-5	0-2	0-0	6	1	4	2	0	0	0	20
TEMPLE, Garrett g	2-3	1-2	2-2	1	3	7	5	0	0	2	20
GRAHAM, Delwan	4-4	0-0	0-0	4	2	8	1	1	1	0	13
BASS, Chris	2-3	2-2	0-0	5	1	6	2	1	0	0	20
MARTIN, Terry	6-7	4-4	0-0	1	2	16	2	2	0	0	17
KINSLEY, ZACH	0-0	0-0	0-0	0	0	0	0	0	0	0	3
WARREN, Storm	0-0	0-0	0-0	2	1	0	1	0	0	1	8
FARRER, Alex	3-8	2-6	0-0	0	2	8	3	2	2	0	20
THORNTON, Q.	2-3	0-0	0-0	3	2	4	1	2	0	2	18
Team				1				1			
Totals	35-55	13-22	4-4	35	21	87	24	11	7	8	200

<b>TOTAL FG%</b>	<b>1st Half: 19-30</b>	<b>63.3%</b>	<b>2nd Half: 16-25</b>	<b>64.0%</b>	<b>Game: 63.6%</b>	<b>DB</b>
<b>3-Pt. FG%</b>	<b>1st Half: 7-12</b>	<b>58.3%</b>	<b>2nd Half: 6-10</b>	<b>60.0%</b>	<b>Game: 59.1%</b>	<b>REB</b>
<b>F Throw %</b>	<b>1st Half: 2-2</b>	<b>100.0%</b>	<b>2nd Half: 2-2</b>	<b>100.0%</b>	<b>Game: 100.0%</b>	<b>0</b>

Officials: John Cahill, Brent Barnaky, Terry Moore  
Technical fouls: Troy-None. LSU-None.

Attendance: 7804

Score by Periods	1st	2nd	Total
Grambling State	15	26	41
LSU	47	40	87

---

**Game 8-- LSU 68, Nicholls State 56**  
12/17/08 7pm at Maravich Center (Baton Rouge, LA)

Nicholls State 56	fg-a	3fg-a	ft-a	reb	pf	tp	a	to	blk	s	min
BATHIE, Ryan f	5-10	2-5	1-2	3	2	13	2	3	0	1	30
PAYNE, Justin g	2-6	1-2	2-4	3	4	7	2	2	0	3	31
HUNTERS, Fred g	1-8	0-5	2-2	0	4	4	1	1	0	2	21
CARTER, Kellan g	3-6	0-0	1-1	2	3	7	1	1	0	3	37
BOSE, Anatoly g	4-10	4-8	2-2	2	2	14	2	1	1	1	36
ILES, Chris	0-1	0-1	0-0	0	0	0	4	0	0	1	9
FORD, Kyle	2-3	1-1	2-2	2	0	7	0	0	0	0	15
FRIEND, Dominic	1-1	0-0	0-0	0	2	2	0	3	0	0	18
McCALLUM, C.	1-1	0-0	0-0	1	1	2	0	0	0	0	3
Team				4							

<b>TOTAL FG%</b>	<b>1st Half: 11-22</b>	<b>50.0%</b>	<b>2nd Half: 8-24</b>	<b>33.3%</b>	<b>Game: 41.3%</b>	<b>DB</b>
<b>3-Pt. FG%</b>	<b>1st Half: 6-12</b>	<b>50.0%</b>	<b>2nd Half: 2-10</b>	<b>20.0%</b>	<b>Game: 36.4%</b>	<b>REB</b>
<b>F Throw %</b>	<b>1st Half: 2-2</b>	<b>100.0%</b>	<b>2nd Half: 8-11</b>	<b>72.7%</b>	<b>Game: 76.9%</b>	<b>2</b>

LSU 68	fg-a	3fg-a	ft-a	reb	pf	tp	a	to	blk	s	min
MITCHELL, T. f	7-11	0-0	5-8	10	2	19	0	2	0	0	37
JOHNSON, Chris c	0-2	0-0	1-3	4	1	1	2	3	5	0	29</

**Game 9-- Texas A&M 72, LSU 61**  
12/20/08 7pm at Maravich Center (Baton Rouge, LA)

LSU 61	fg-a	3fg-a	ft-a	reb	pf	tp	a	to	blk	s	min
MITCHELL, T. f	8-17	0-0	0-2	3	4	16	1	2	1	0	33
JOHNSON, Chris c	0-2	0-0	2-2	3	5	2	0	2	0	0	20
THORNTON, M. g	10-18	2-6	1-4	5	3	23	2	3	0	4	37
SPENCER, Bo g	4-10	0-4	0-0	3	4	8	5	1	0	0	38
TEMPLE, Garrett g	2-6	0-3	4-4	5	2	8	3	2	0	2	38
MARTIN, Terry	0-0	0-0	0-0	0	0	0	0	0	0	0	4
WARREN, Storm	0-1	0-0	0-0	0	0	0	0	0	0	0	5
FARRER, Alex	0-0	0-0	0-0	0	1	0	0	0	0	0	3
GRAHAM, Delwan	0-0	0-0	0-0	0	0	0	0	0	0	0	2
THORNTON, Q.	2-2	0-0	0-0	3	4	4	0	0	0	0	20
Team				4							
Totals	26-56	2-13	7-12	26	23	61	11	10	1	6	200

<b>TOTAL FG%</b>	<b>1st Half: 12-27</b>	<b>44.4%</b>	<b>2nd Half: 14-29</b>	<b>48.3%</b>	<b>Game: 46.4%</b>	<b>DB</b>
<b>3-Pt. FG%</b>	<b>1st Half: 2-6</b>	<b>33.3%</b>	<b>2nd Half: 0-7</b>	<b>00.0%</b>	<b>Game: 15.4%</b>	<b>REB</b>
<b>F Throw %</b>	<b>1st Half: 1-2</b>	<b>50.0%</b>	<b>2nd Half: 6-10</b>	<b>60.0%</b>	<b>Game: 58.3%</b>	<b>3</b>

Texas A&M 72	fg-a	3fg-a	ft-a	reb	pf	tp	a	to	blk	s	min
DAVIS, Bryan f	6-8	0-0	4-6	6	3	16	1	2	0	0	22
CARTER, Josh f	3-6	2-3	11-13	3	1	19	0	3	0	0	34
ELONU, C. c	4-7	0-0	0-0	4	4	8	0	4	2	0	28
ROLAND, Derrick g	2-5	0-0	4-4	4	2	8	2	1	0	0	26
SLOAN, Donald g	5-11	1-1	0-0	7	0	11	0	2	0	3	34
Harris, Dash	0-0	0-0	0-0	1	0	0	0	0	0	0	4
LOUBEAU, David	2-3	0-0	1-3	4	3	5	0	1	0	0	19
HOLMES, B.J.	1-3	1-2	2-4	1	2	5	1	0	0	1	20
BOWLES, Denzel	0-1	0-0	0-0	0	0	0	0	0	0	0	2
WALKUP, Nathan	0-2	0-2	0-0	1	0	0	2	0	0	1	11
Team				2							

<b>TOTAL FG%</b>	<b>1st Half: 11-24</b>	<b>45.8%</b>	<b>2nd Half: 12-22</b>	<b>54.5%</b>	<b>Game: 50.0%</b>	<b>DB</b>
<b>3-Pt. FG%</b>	<b>1st Half: 3-4</b>	<b>75.0%</b>	<b>2nd Half: 1-4</b>	<b>25.0%</b>	<b>Game: 50.0%</b>	<b>REB</b>
<b>F Throw %</b>	<b>1st Half: 5-8</b>	<b>62.5%</b>	<b>2nd Half: 17-22</b>	<b>77.3%</b>	<b>Game: 73.3%</b>	<b>4</b>

Officials: Tom Eades, Mike Thibodeaux, Terry Moore

Technical fouls: NSU-None. LSU-Bench.

Attendance:

Score by Periods	1st	2nd	Total
LSU	27	34	61
Texas A&M	30	42	72

---

**Game 10 -- LSU 62, McNeese State 59**  
12/22/08 7pm at Maravich Center (Baton Rouge, LA)

McNeese State 59	fg-a	3fg-a	ft-a	reb	pf	tp	a	to	blk	s	min
PICHON, John f	4-8	0-0	2-2	9	2	10	1	6	0	0	29
ALAWOYA, P.J. f	2-8	0-0	0-2	10	2	4	2	2	1	2	31
PENN, Kieon c	1-6	0-0	3-6	4	2	5	1	1	4	1	35
MARTIN, Stephen g	3-12	3-6	5-6	5	3	14	4	0	0	2	25
COLLINS, C.J. g	1-3	1-1	0-0	2	1	3	1	1	0	2	29
KAPELAN, Diego	5-11	5-8	0-3	1	1	15	0	1	0	0	24
RICHARD, Patrick	0-0	0-0	0-0	0	0	0	0	2	0	0	5
GARR, Adrien	0-0	0-0	0-0	0	1	0	0	1	0	0	2
LITTLE, Jamarcus	0-0	0-0	0-0	0	1	0	0	0	0	0	1
NEAL, Elbryan	3-3	0-0	2-3	1	5	8	0	2	2	0	19
Team				1							
Totals	19-51	9-15	12-22	33	18	59	9	16	7	7	200

<b>TOTAL FG%</b>	<b>1st Half: 9-22</b>	<b>40.9%</b>	<b>2nd Half: 10-29</b>	<b>34.5%</b>	<b>Game: 37.3%</b>	<b>DB</b>
<b>3-Pt. FG%</b>	<b>1st Half: 3-4</b>	<b>75.0%</b>	<b>2nd Half: 6-11</b>	<b>54.5%</b>	<b>Game: 60.0%</b>	<b>REB</b>
<b>F Throw %</b>	<b>1st Half: 7-9</b>	<b>77.8%</b>	<b>2nd Half: 5-13</b>	<b>38.5%</b>	<b>Game: 54.5%</b>	<b>6.2</b>

LSU 62	fg-a	3fg-a	ft-a	reb	pf	tp	a	to	blk	s	min
MITCHELL, T. f	5-10	0-0	2-4	10	3	12	2	1	1	0	28
JOHNSON, Chris c	4-9	0-0	2-3	4	3	10	2	0	2	0	20
THORNTON, M. g	5-16	2-5	3-7	11	1	15	2	4	0	3	32
SPENCER, Bo g	3-8	2-5	3-3	2	3	11	2	4	0	2	29
TEMPLE, Garrett g	2-7	0-2	1-2	5	3	5	4	1	0	0	31
GRAHAM, Delwan	0-0	0-0	0-1	0	0	0	0	0	0	0	5
BASS, Chris	1-2	1-2	0-0	2	2	3	1	1	0	0	17
WARREN, Storm	1-2	0-0	0-0	3	0	2	1	1	1	0	6
FARRER, Alex	0-4	0-1	0-0	0	0	0	1	0	0	2	12
THORNTON, Q.	2-2	0-0	0-0	1	2	4	0	3	1	2	20
Team				4		1					
Totals	23-60	5-15	11-20	42	18	62	15	15	5	9	200

<b>TOTAL FG%</b>	<b>1st Half: 8-28</b>	<b>28.6%</b>	<b>2nd Half: 15-32</b>	<b>46.9%</b>	<b>Game: 38.3%</b>	<b>DB</b>
<b>3-Pt. FG%</b>	<b>1st Half: 3-10</b>	<b>30.0%</b>	<b>2nd Half: 2-5</b>	<b>40.0%</b>	<b>Game: 33.3%</b>	<b>REB</b>
<b>F Throw %</b>	<b>1st Half: 2-5</b>	<b>40.0%</b>	<b>2nd Half: 9-15</b>	<b>60.0%</b>	<b>Game: 55.0%</b>	<b>5</b>

Officials: J. B. Caldwell, Lee Cassell, Kevin Scott.

Technical fouls: Troy-None. LSU-Bench.

Attendance: 8604

Score by Periods	1st	2nd	Total
McNeese State	28	31	59
LSU	21	41	62

---

**Game 11 -- LSU 64, Washington State 52**  
12/27/08 1pm at Maravich Center (Baton Rouge, LA)

Washington St. 52	fg-a	3fg-a	ft-a	reb	pf	tp	a	to	blk	s	min
HARMELING, D. f	0-0	0-0	0-0	1	1	0	0	0	0	0	23
FORREST, Caleb f	4-5	0-0	2-2	4	3	10	0	1	0	0	29
BAYNES, Aron c	4-6	0-0	1-2	5	4	9	1	4	1	0	22
THOMPSON, Klay g	4-10	0-1	4-4	5	4	12	1	4	1	0	35
ROCHESTIE, T. g	6-16	2-3	0-0	9	3	14	2	3	0	0	40
CAPERS, Marcus	0-2	0-0	0-0	2	1	0	0	1	0	0	10
KOPRIVICA, Nikola	2-7	1-4	0-0	2	3	5	1	3	0	0	32
CASTRO, DeAngelo	1-2	0-0	0-0	4	0	2	0	2	0	0	9
Team				1							
Totals	21-48	3-8	7-8	33	19	52	5	18	2	0	200

<b>TOTAL FG%</b>	<b>1st Half: 10-28</b>	<b>35.7%</b>	<b>2nd Half: 11-20</b>	<b>55.0%</b>	<b>Game: 43.8%</b>	<b>DB</b>
<b>3-Pt. FG%</b>	<b>1st Half: 1-3</b>	<b>33.0%</b>	<b>2nd Half: 2-5</b>	<b>40.0%</b>	<b>Game: 37.5%</b>	<b>REB</b>
<b>F Throw %</b>	<b>1st Half: 2-2</b>	<b>100.0%</b>	<b>2nd Half: 5-6</b>	<b>83.3%</b>	<b>Game: 87.5%</b>	<b>1</b>

LSU 64	fg-a	3fg-a	ft-a	reb	pf	tp	a	to	blk	s	min
MITCHELL, T. f	4-9	1-2	0-0	5	4	9	2	4	0	0	33
JOHNSON, Chris c	0-5	0-0	2-2	8	2	2	1	2	0	0	24
THORNTON, M. g	6-15	4-8	2-2	5	1	18	2	1	0	3	34
SPENCER, Bo g	5-11	2-5	7-7	2	0	19	3	1	0	1	34
TEMPLE, Garrett g	5-11	2-4	1-2	2	0	13	1	0	2	6	38
GRAHAM, Delwan	0-1	0-0	0-0	1	0	0	0	0	0	0	2
BASS, Chris	0-0	0-0	0-0	0	1	0	0	0	0	1	8
WARREN, Storm	0-0	0-0	0-0	1	0	0	0	0	0	0	7
FARRER, Alex	0-1	0-1	0-0	1	2	0	0	1	0	0	4
THORNTON, Q.	1-1	0-0	1-2	1	3	3	2	1	1	2	16
Team				2							
Totals	21-54	9-20	13-15	28	13	64	11	10	3	13	200

<b>TOTAL FG%</b>	<b>1st Half: 8-28</b>	<b>28.6%</b>	<b>2nd Half: 13-26</b>	<b>50.0%</b>	<b>Game: 38.9%</b>	<b>DB</b>
<b>3-Pt. FG%</b>	<b>1st Half: 3-11</b>	<b>27.3%</b>	<b>2nd Half: 6-9</b>	<b>66.7%</b>	<b>Game: 45.0%</b>	<b>REB</b>
<b>F Throw %</b>	<b>1st Half: 6-6</b>	<b>100.0%</b>	<b>2nd Half: 7-9</b>	<b>86.7%</b>	<b>Game: 86.7%</b>	<b>1</b>

Officials: Tom Eades, Antinio Petty, Bob Donato.

Technical fouls: Troy-None. LSU-Bench.

Attendance: 10585

Score by Periods	1st	2nd	Total
Washington State	23	29	52
LSU	25	39	64

---

**Game 12 -- LSU 81, Louisiana-Lafayette 79**  
12/31/08 1:30 pm at Maravich Center (Baton Rouge, LA)

UL-Lafayette 79	fg-a	3fg-a	ft-a	reb	pf	tp	a	to	blk	s	min
BATISTE, Colby f	0-1	0-0	0-0	5	4	0	0	2	1	0	15
JOHNSON, Ty. f	0-2	0-2	0-0	1	0	0	1	0	0	0	11
ROBERSON, L. f	2-6	0-1	2-2	3	4	6	0	3	0	0	22
GRADNIGO, Chris f	4-8	1-4	4-5	4	4	13	0	2	0	0	26
MCOY, Ryan g	2-4	1-1	0-0	4	2	5	2	1	0	0	29
DAIGLE, Randell	8-12	5-8	3-4	2	4	24	3	0	0	1	26
BLOOM, Corey	0-0	0-0	2-2	1	0	2	0	0	0	0	3
ADEIFE, Emmanuel	0-4	0-0	0-0	3	1	0	0	0	0	0	8
BUREAU, Travis	5-10	3-7	0-0	4	0	13	0	4	2	4	29
GARY, La'Ryan	4-6	1-2	2-4	1	3	11	0	2	0	0	15
BARR, Jeremy	0-0	0-0	0-0	0	0	0	0	1	0	0	1
WALLACE, Co.	1-3	0-0	3-4	2	2	5	0	0	1	0	15
Team				4							
Totals	26-56	11-25	16-21	34	24	79	6	15	4	5	200

<b>TOTAL FG%</b>	<b>1st Half: 12-31</b>	<b>37.5%</b>	<b>2nd Half: 14-24</b>	<b>58.3%</b>	<b>Game: 46.4%</b>	<b>DB</b>
<b>3-Pt. FG%</b>	<b>1st Half: 4-12</b>	<b>33.0%</b>	<b>2nd Half: 7-13</b>	<b>53.8%</b>	<b>Game: 44.0%</b>	<b>REB</b>
<b>F Throw %</b>	<b>1st Half: 3-4</b>	<b>75.0%</b>	<b>2nd Half: 13-17</b>	<b>76.5%</b>	<b>Game: 76.2%</b>	<b>3</b>

LSU 81	fg-a	3fg-a	ft-a	reb	pf	tp	a	to	blk	s	min
MITCHELL, T. f	11-16	0-1	3-4	4	2	25	3	2	0	6	37
JOHNSON, C. c	3-7	0-0	2-4	13	1	8	2	1	1	0	28
THORNTON, M. g	4-11	1-2	3-4	2	4	12	2	2	0	1	26
SPENCER, Bo g	5-9	2-5	8-11	3	3	20	4	2	0	2	34
TEMPLE, Garrett g	2-3	2-3	4-4	3	3	10	6	2	0	1	32
GRAHAM, Delwan	1-2	0-0	0-0	0	1	2	0	0	1	0	8
BASS, Chris	0-1	0-0	0-0	2	1	0	0	0	0	0	11
WARREN, Storm	1-1	0-0	1-2	1	1	3	0	0	0	0	6
FARRER, Alex	0-3	0-1	0-0	0	2	0	2	0	0	0	9
THORNTON, Q.	0-2	0-0	1-2	1	0	1	1	0	0	0	9
Team				2							
Totals	27-55	5-12	22-31	31	18	81	20	9	2	10	200

**Game 13 -- LSU 90, SE Louisiana 61**  
**1/3/09 7 pm at Maravich Center (Baton Rouge, LA)**

SE Louisiana 61	fg-a	3fg-a	ft-a	reb	pf	tp	a	to	blk	s	min
SPAN, Warrell f	6-9	0-0	0-0	9	2	12	2	2	0	0	31
SULLIVAN, Patrick c	6-10	0-0	5-10	5	4	17	0	4	1	0	25
CYPRIAN, Chris g	1-5	1-2	0-0	3	2	3	1	3	0	0	21
GREEN Keyvyn g	2-7	0-1	2-2	1	0	6	3	1	0	0	28
PATTERSON, D. g	2-3	0-1	0-2	0	3	4	3	1	0	0	29
FORTENBERRY, B	3-6	1-2	3-4	3	1	10	4	4	1	0	31
NDOUMBA, David	0-1	0-0	0-0	3	5	0	0	1	0	0	14
FOREST, Damon	2-6	0-2	1-2	1	1	5	0	1	1	1	12
HANKINS, Daren	0-0	0-0	0-0	0	0	0	0	0	0	0	0+
POPE, Antonio	2-5	0-0	0-0	3	2	4	0	1	0	2	9
Team				6							
Totals	24-52	2-8	11-20	34	20	61	13	18	3	3	200

<b>TOTAL FG%</b>	<b>1st Half: 14-25 56.0%</b>	<b>2nd Half: 10-27 37.0%</b>	<b>Game: 46.2%</b>	<b>DB</b>
<b>3-Pt. FG%</b>	<b>1st Half: 2-3 66.7%</b>	<b>2nd Half: 0-5 0.0%</b>	<b>Game: 25.0%</b>	<b>REB</b>
<b>F Throw %</b>	<b>1st Half: 1-4 25.0%</b>	<b>2nd Half: 10-16 62.5%</b>	<b>Game: 55.0%</b>	<b>5,1</b>

LSU 90	fg-a	3fg-a	ft-a	reb	pf	tp	a	to	blk	s	min
MITCHELL, T. f	9-16	0-0	6-8	7	3	24	0	0	0	1	34
JOHNSON, C. c	0-4	0-2	2-4	2	3	2	0	0	2	0	15
THORNTON, M. g	11-17	4-7	7-12	5	1	33	3	0	0	2	31
SPENCER, Bo g	6-13	3-7	2-2	3	17	2	1	0	0	3	32
TEMPLE, Garrett g	2-5	0-0	1-2	3	1	5	4	1	0	3	33
GRAHAM, Delwan	1-1	0-0	0-0	2	0	2	0	0	0	0	5
BASS, Chris	0-2	0-1	1-2	0	0	1	0	1	0	0	8
WARREN, Storm	0-1	0-0	0-0	0	1	0	0	0	1	1	8
FARRER, Alex	0-3	0-1	0-0	6	3	0	1	1	0	0	11
THORNTON, Q.	2-4	0-0	2-4	8	0	6	0	1	1	1	23
Team				1							
Totals	31-66	7-18	21-34	37	15	90	10	5	4	11	200

<b>TOTAL FG%</b>	<b>1st Half: 16-36 44.4%</b>	<b>2nd Half: 15-30 50.0%</b>	<b>Game: 47.0%</b>	<b>DB</b>
<b>3-Pt. FG%</b>	<b>1st Half: 4-11 36.4%</b>	<b>2nd Half: 3-7 42.9%</b>	<b>Game: 38.9%</b>	<b>REB</b>
<b>F Throw %</b>	<b>1st Half: 3-7 42.9%</b>	<b>2nd Half: 18-27 66.7%</b>	<b>Game: 61.8%</b>	<b>8</b>

Officials: Doug Shows, Bruce Benedict, Michael Stephens  
 Technical fouls: SLU-None. LSU-None.  
 Attendance: 9310  
**Score by Periods**  
 Southeastern Louisiana 31 30 61  
 LSU 39 51 90  
 ---

**Game 14 -- Utah 91, LSU 61**  
**1/6/09 7 pm at Salt Lake City (Huntsman Center)**

LSU 61	fg-a	3fg-a	ft-a	reb	pf	tp	a	to	blk	s	min
MITCHELL, T. f	5-11	2-2	2-4	4	1	14	2	0	0	1	31
JOHNSON, C. c	5-12	0-1	3-4	7	1	13	0	2	1	0	26
THORNTON, M. g	5-13	0-2	7-7	3	4	17	1	1	1	0	22
SPENCER, Bo g	3-7	1-2	0-0	0	3	7	2	1	0	0	30
TEMPLE, Garrett g	0-5	0-2	0-0	2	2	0	4	3	1	2	29
GRAHAM, Delwan	0-2	0-0	0-0	1	1	0	0	0	0	0	6
BASS, Chris	0-1	0-0	3-4	1	0	3	2	0	0	0	10
MARTIN, Terry	1-3	1-2	0-0	0	0	3	1	2	0	1	11
WARREN, Storm	0-1	0-0	0-2	2	0	0	0	0	0	0	7
FARRER, Alex	1-3	0-0	0-0	2	2	2	0	1	0	3	16
THORNTON, Q.	0-2	0-0	2-2	2	4	2	0	1	0	0	12
Team				5							
Totals	20-60	4-11	17-23	29	18	61	12	11	3	7	200

<b>TOTAL FG%</b>	<b>1st Half: 13-29 44.8%</b>	<b>2nd Half: 7-31 22.6%</b>	<b>Game: 33.3%</b>	<b>DB</b>
<b>3-Pt. FG%</b>	<b>1st Half: 3-6 50.0%</b>	<b>2nd Half: 1-5 20.0%</b>	<b>Game: 36.4%</b>	<b>REB</b>
<b>F Throw %</b>	<b>1st Half: 5-7 71.4%</b>	<b>2nd Half: 12-16 75.0%</b>	<b>Game: 73.9%</b>	<b>1</b>

Utah 91	fg-a	3fg-a	ft-a	reb	pf	tp	a	to	blk	s	min
TILLIE, Kim f	2-4	0-0	0-0	6	4	4	0	1	0	0	18
NEVILL, Luke c	11-13	0-0	1-2	6	1	23	2	0	3	1	32
DRCA, Luka g	4-5	1-1	4-4	5	4	13	1	0	0	0	20
BORHA, L. g	0-3	0-2	6-6	1	2	6	1	3	1	1	28
BROWN, Carlson g	7-10	0-0	3-4	7	2	17	3	6	0	2	33
CYPHERS, Jordan	2-2	1-1	2-2	1	1	7	1	0	0	1	6
TAVITA, Jace	0-0	0-0	0-0	0	1	0	0	2	0	0	6
GREEN, Shaun	4-5	2-3	3-4	2	4	13	1	0	0	1	24
DOWNIE, Jonathan	0-0	0-0	0-0	0	0	0	0	0	0	0	2
KEPKAY, Tyler	3-10	0-4	2-2	5	2	8	1	1	0	2	28
GRIM, Morgan	0-0	0-0	0-0	0	1	0	1	0	1	0	3
Team				4							
Totals	33-52	4-11	21-24	37	22	91	11	13	5	8	200

<b>TOTAL FG%</b>	<b>1st Half: 16-24 66.7%</b>	<b>2nd Half: 17-28 60.7%</b>	<b>Game: 63.5%</b>	<b>DB</b>
<b>3-Pt. FG%</b>	<b>1st Half: 1-4 25.0%</b>	<b>2nd Half: 3-7 42.9%</b>	<b>Game: 36.4%</b>	<b>REB</b>
<b>F Throw %</b>	<b>1st Half: 10-12 83.3%</b>	<b>2nd Half: 11-12 91.7%</b>	<b>Game: 87.5%</b>	<b>1</b>

Officials: Randy McCall, Dick Cartmell, Bob Staffen  
 Technical fouls: Utah - None. LSU-None.  
 Attendance: 9170  
**Score by Periods**  
 LSU 34 27 61  
 UTAH 43 48 91  
 ---

**Game 15 -- Alabama 65, LSU 59**  
**1/11/09 12:30 pm at Tuscaloosa, Ala. (Coleman Coliseum)**

LSU 59	fg-a	3fg-a	ft-a	reb	pf	tp	a	to	blk	s	min
MITCHELL, T. f	5-8	0-0	0-1	3	4	10	0	2	2	1	28
JOHNSON, C. c	4-7	0-0	0-0	10	3	8	2	1	2	0	28
THORNTON, M. g	8-20	2-6	3-5	8	3	21	4	3	0	3	39
SPENCER, Bo g	4-10	1-4	1-2	4	3	10	2	6	0	0	39
TEMPLE, Garrett g	3-8	0-3	2-2	5	4	8	1	3	1	0	28
GRAHAM, Delwan	0-2	0-0	0-0	1	1	0	1	0	0	0	5
BASS, Chris	0-0	0-0	0-0	0	0	0	0	0	0	0	1
MARTIN, Terry	0-0	0-0	0-0	0	0	0	0	1	0	0	1
WARREN, Storm	0-0	0-0	0-0	3	2	0	0	0	0	1	9
FARRER, Alex	0-0	0-0	0-0	0	5	0	2	0	0	0	7
THORNTON, Q.	1-2	0-0	0-0	2	3	2	1	0	0	0	15
Team				2				1			
Totals	25-57	3-13	6-10	38	28	59	13	17	5	5	200

<b>TOTAL FG%</b>	<b>1st Half: 9-29 31.0%</b>	<b>2nd Half: 16-28 57.1%</b>	<b>Game: 43.9%</b>	<b>DB</b>
<b>3-Pt. FG%</b>	<b>1st Half: 2-8 25.0%</b>	<b>2nd Half: 1-3 20.0%</b>	<b>Game: 23.1%</b>	<b>REB</b>
<b>F Throw %</b>	<b>1st Half: 4-7 57.1%</b>	<b>2nd Half: 2-3 66.7%</b>	<b>Game: 60.0%</b>	<b>1</b>

Alabama 65	fg-a	3fg-a	ft-a	reb	pf	tp	a	to	blk	s	min
GREEN, Ja. f	0-3	0-0	6-8	4	3	6	0	0	2	1	31
KNOX, Justin f	3-6	0-0	2-2	6	1	8	0	1	1	0	22
GEE, Alonzo g	4-12	0-2	6-9	13	2	14	1	2	2	1	37
HILLMAN, Senario g	8-18	0-1	8-12	3	3	24	3	4	0	1	35
STEELE, Ronald g	2-10	1-6	0-2	3	0	5	2	3	1	1	36
HOLLINGER, B	0-0	0-0	0-0	0	0	0	1	0	0	0	8
STEELE, Andrew	2-3	1-1	0-0	0	3	5	0	0	0	0	16
COLEMAN, Ya.	1-1	0-0	1-2	3	2	3	0	0	0	0	15
Team				3							
Totals	20-53	2-10	23-35	35	14	65	7	10	6	4	200

<b>TOTAL FG%</b>	<b>1st Half: 10-23 43.5%</b>	<b>2nd Half: 10-30 33.3%</b>	<b>Game: 37.7%</b>	<b>DB</b>
<b>3-Pt. FG%</b>	<b>1st Half: 0-5 00.0%</b>	<b>2nd Half: 2-5 40.0%</b>	<b>Game: 20.0%</b>	<b>REB</b>
<b>F Throw %</b>	<b>1st Half: 10-16 62.5%</b>	<b>2nd Half: 13-19 68.4%</b>	<b>Game: 65.7%</b>	<b>7</b>

Officials: Mike Stuart, Tony Greene, Mike Kitts  
 Technical fouls: LSU-TEAM. Alabama -- None  
 Attendance: 10711  
**Score by Periods**  
 LSU 24 35 59  
 Alabama 30 35 65  
 ---

**Game 16 -- LSU 85, South Carolina 68**  
**1/14/09 7 pm at Maravich Center (Baton Rouge, LA)**

South Carolina 68	fg-a	3fg-a	ft-a	reb	pf	tp	a	to	blk	s	min
ARCHIE, D. f	7-14	0-2	3-6	11	2	17	1	0	0	0	32
HOLMES, Mike c	2-6	0-0	0-1	4	5	4	0	1	0	0	18
DOWNEY, Devan g	7-19	3-5	1-3	1	4	18	3	8	0	1	32
RALEY-ROSS, B. g	1-3	0-1	0-1	0	1	2	1	2	0	0	24
FREDRICK, Zam g	7-12	1-3	3-7	2	3	18	3	3	0	0	32
WILDER, Robert	0-0	0-0	0-1	0	1	0	0	0	0	0	7
STEED, Austin	0-0	0-0	1-2	3	4	1	0	1	0	1	9
BANIULIS, Evaldas	2-5	2-3	0-1	5	1	6	0	3	0	4	30
MULDROW, Sam	1-2	0-0	0-0	2	5	2	0	0	2	1	15
CARTER, Mitchell	0-0	0-0	0-0	0	0	0	0	0	0	0	1
Team				7							
Totals	27-61	6-14	8-22	35	26	68	8	18	2	7	200

<b>TOTAL FG%</b>	<b>1st Half: 9-25 36.0%</b>	<b>2nd Half: 18-36 50.0%</b>	<b>Game: 44.3%</b>	<b>DB</b>
<b>3-Pt. FG%</b>	<b>1st Half: 2-6 33.3%</b>	<b>2nd Half: 4-8 50.0%</b>	<b>Game: 42.9%</b>	<b>REB</b>
<b>F Throw %</b>	<b>1st Half: 2-11 18.2%</b>	<b>2nd Half: 6-11 54.5%</b>	<b>Game: 36.4%</b>	<b>4</b>

LSU 85	fg-a	3fg-a	ft-a	reb	pf	tp	a	to	blk	s	min
MITCHELL, T. f	10-15	0-0	10-13	14	3	30	2	5	2	1	37
JOHNSON, C. c	4-6	0-0	1-1	6	2	9	4	1	4	1	19
THORNTON, M. g	4-7	1-4	0-0	1	3	9	1	2	0	1	23
SPENCER, Bo g	3-7	1-1	3-3	1	4	10	3	4	0	5	28
TEMPLE, Garrett g	2-7	0-1	6-6	7	4	10	3	3	1	3	34
GRAHAM, Delwan	0-0	0-0	0-0	0	0	0	0	0	0	0	1
BASS, Chris	0-2	0-1	0-0	1	1	0	0	0	1	1	12
MARTIN, Terry	1-2	0-0	5-6	2	2	7	2	0	0	0	21
KINSLEY, Zach	0-0	0-0	1-2	0	0	1	0	0	0	0	1
WARREN, Storm	1-2	0-0	0-0	0	0	2	0	0	0	0	1
FARRER, Alex	0-0	0-0	0-0	0	2	0	1	0	0	0	1
THORNTON, Q.	3-4	0-0	1-4	6	0	7	2	1	2	0	22
Team				0				1			
Totals	28-52	2-7	27-35	38	21	85	18	17	10	12	200

**Game 17 -- LSU 83, Ole Miss 51**  
**1/17/09 3 pm at Oxford, Miss. (Tad Smith Coliseum)**

LSU 83	fg-a	3fg-a	ft-a	reb	pf	tp	a	to	blk	s	min
MITCHELL, T. f	7-13	0-0	3-4	5	3	17	0	0	0	1	29
JOHNSON, C. c	4-9	0-0	1-2	12	0	9	3	1	4	1	36
THORNTON, M. g	3-9	1-3	6-8	5	2	13	3	0	1	1	32
SPENCER, Bo g	5-11	1-4	1-2	3	2	12	3	1	0	1	31
TEMPLE, Garrett g	5-9	4-6	0-0	7	2	14	9	2	1	0	31
GRAHAM, Delwan	1-1	0-0	0-0	2	0	2	0	0	0	0	3
BASS, Chris	0-1	0-1	0-0	0	0	0	1	0	0	0	5
MARTIN, Terry	3-6	0-1	0-0	3	0	6	0	1	0	0	14
WARREN, Storm	2-3	0-0	0-0	2	0	4	0	0	0	0	4
FARRER, Alex	0-1	0-0	0-0	0	1	0	0	0	0	0	4
THORNTON, Q.	3-5	0-0	0-0	4	2	6	0	0	0	1	11
Team				3							
Totals	33-68	6-15	11-16	46	12	83	19	5	6	5	200

<b>TOTAL FG%</b>	<b>1st Half: 15-33</b>	<b>45.5%</b>	<b>2nd Half: 18-35</b>	<b>51.4%</b>	<b>Game: 48.5%</b>	<b>DB</b>
<b>3-Pt. FG%</b>	<b>1st Half: 4-9</b>	<b>44.4%</b>	<b>2nd Half: 2-6</b>	<b>33.3%</b>	<b>Game: 40.0%</b>	<b>REB</b>
<b>F Throw %</b>	<b>1st Half: 7-10</b>	<b>70.0%</b>	<b>2nd Half: 4-6</b>	<b>66.7%</b>	<b>Game: 68.8%</b>	<b>2</b>

Ole Miss 51	fg-a	3fg-a	ft-a	reb	pf	tp	a	to	blk	s	min
WHITE, Malcolm f	3-9	0-0	0-0	6	1	6	0	3	1	0	28
HOLLOWAY, M f	5-7	0-0	0-0	5	3	10	0	2	0	1	21
BOGAN, Will g	1-4	0-2	0-0	1	2	2	3	2	0	0	22
GRAHAM, Zach g	1-6	1-3	2-2	2	2	5	0	2	0	0	28
HUERTAS, David g	2-12	0-6	0-0	3	3	4	1	3	1	1	26
HENRY, Terrance	1-6	0-2	0-0	5	1	2	0	0	0	0	20
SPACH, Patrick	0-0	0-0	0-0	0	0	0	1	0	0	0	4
WHITE, Terrico	9-16	3-8	1-3	2	0	22	1	1	0	0	33
CANTINOL, Kevin	0-1	0-0	0-0	0	0	0	0	0	0	0	2
CRANSTON, De.	0-1	0-0	0-0	5	3	0	1	0	0	0	16
Team				4							
Totals	22-62	4-21	3-5	33	15	51	7	13	2	2	200

<b>TOTAL FG%</b>	<b>1st Half: 8-28</b>	<b>28.6%</b>	<b>2nd Half: 14-34</b>	<b>41.9%</b>	<b>Game: 35.5%</b>	<b>DB</b>
<b>3-Pt. FG%</b>	<b>1st Half: 2-10</b>	<b>20.0%</b>	<b>2nd Half: 2-11</b>	<b>18.2%</b>	<b>Game: 19.0%</b>	<b>REB</b>
<b>F Throw %</b>	<b>1st Half: 0-0</b>	<b>00.0%</b>	<b>2nd Half: 3-5</b>	<b>60.0%</b>	<b>Game: 60.0%</b>	<b>1</b>

Officials: Doug Shows, Doug Sirmons, Ron Groover  
 Technical fouls: OM - None. LSU-None.  
 Attendance: 7674

<b>Score by Periods</b>	<b>1st</b>	<b>2nd</b>	<b>Total</b>
<b>LSU</b>	<b>41</b>	<b>42</b>	<b>83</b>
<b>Ole Miss</b>	<b>18</b>	<b>33</b>	<b>51</b>
---			

**Game 18 -- LSU 81, Mississippi State 57**  
**1/21/09 7 pm at Maravich Center (Baton Rouge, LA)**

Miss. State 57	fg-a	3fg-a	ft-a	reb	pf	tp	a	to	blk	s	min
JOHNSON, R. f	2-10	2-7	4-4	3	0	10	3	0	0	2	36
VARNADO, Jarvis c	8-14	0-0	2-2	4	2	18	0	1	0	1	25
BOST, Dee g	0-6	0-2	2-2	1	2	2	2	4	0	0	30
STEWART, Barry g	2-6	2-6	3-5	3	1	9	1	1	0	2	26
TURNER, Phil g	2-3	0-1	0-0	3	2	4	0	1	1	1	28
BECKHAM, Twany	0-4	0-1	0-0	1	1	0	2	2	0	0	10
OSBY, Romero	3-4	1-1	0-0	3	2	7	0	0	0	0	12
BENOCK, Riley	0-2	0-2	1-2	2	4	1	1	0	0	0	18
JOHNSON, Brian	1-1	0-0	2-3	3	2	4	0	0	1	0	9
BAILEY, Elgin	1-2	0-0	0-0	0	1	2	0	2	0	0	6
Team				1							
Totals	19-52	5-20	14-18	24	17	57	9	11	2	6	200

<b>TOTAL FG%</b>	<b>1st Half: 10-25</b>	<b>40.0%</b>	<b>2nd Half: 9-27</b>	<b>33.3%</b>	<b>Game: 36.5%</b>	<b>DB</b>
<b>3-Pt. FG%</b>	<b>1st Half: 4-10</b>	<b>40.0%</b>	<b>2nd Half: 1-10</b>	<b>10.0%</b>	<b>Game: 25.0%</b>	<b>REB</b>
<b>F Throw %</b>	<b>1st Half: 6-7</b>	<b>85.7%</b>	<b>2nd Half: 8-11</b>	<b>72.7%</b>	<b>Game: 77.8%</b>	<b>1</b>

LSU 81	fg-a	3fg-a	ft-a	reb	pf	tp	a	to	blk	s	min
MITCHELL, T. f	9-13	0-0	6-6	2	0	24	1	2	1	3	30
JOHNSON, C. c	1-5	0-0	0-0	12	1	2	2	4	2	0	25
THORNTON, M. g	10-18	5-8	6-8	5	3	31	1	0	0	1	32
SPENCER, Bo g	3-8	3-4	0-0	4	1	9	3	1	0	0	32
TEMPLE, Garrett g	2-6	0-2	0-0	8	3	4	6	1	1	3	30
GRAHAM, Delwan	0-0	0-0	0-0	2	1	0	0	1	0	0	3
BASS, Chris	0-0	0-0	0-0	0	1	0	1	0	0	0	6
MARTIN, Terry	1-5	0-3	0-0	3	2	2	1	1	0	1	17
KINSLEY, Zach	0-1	0-0	0-0	0	01	0	0	0	0	0	2
WARREN, Storm	2-2	0-0	1-1	0	1	5	0	1	0	0	5
FARRER, Alex	0-1	0-1	0-0	1	0	0	0	0	0	0	5
THORNTON, Q.	1-1	0-0	2-4	3	4	4	1	0	0	0	13
Team				4							
Totals	29-60	8-18	15-19	44	18	81	16	11	4	8	200

<b>TOTAL FG%</b>	<b>1st Half: 14-31</b>	<b>45.2%</b>	<b>2nd Half: 15-29</b>	<b>51.7%</b>	<b>Game: 48.3%</b>	<b>DB</b>
<b>3-Pt. FG%</b>	<b>1st Half: 2-6</b>	<b>33.3%</b>	<b>2nd Half: 6-12</b>	<b>50.0%</b>	<b>Game: 44.4%</b>	<b>REB</b>
<b>F Throw %</b>	<b>1st Half: 6-8</b>	<b>75.0%</b>	<b>2nd Half: 9-11</b>	<b>81.8%</b>	<b>Game: 78.9%</b>	<b>2,1</b>

Officials: Tony Greene, J. B. Caldwell, Rick Crawford  
 Technical fouls: Miss State-None. LSU-None.  
 Attendance: 11709

<b>Score by Periods</b>	<b>1st</b>	<b>2nd</b>	<b>Total</b>
<b>Mississippi State</b>	<b>30</b>	<b>27</b>	<b>57</b>
<b>LSU</b>	<b>36</b>	<b>45</b>	<b>81</b>
---			

**Game 19 -- Xavier 80, LSU 70**  
**1/24/09 7 pm at Maravich Center (Baton Rouge, LA)**

Xavier 80	fg-a	3fg-a	ft-a	reb	pf	tp	a	to	blk	s	min
BROWN, Derrick f	7-11	3-4	5-5	9	4	22	2	3	0	1	32
LOVE, Jason f	4-5	0-0	2-2	8	2	10	0	3	0	0	24
RAYMOND, B.J. g	5-7	2-4	9-10	3	2	21	1	1	0	2	29
ANDERSON, C.J. g	2-6	0-0	3-5	9	0	7	2	2	0	1	30
HOLLOWAY, T. g	2-6	1-2	1-2	1	2	6	2	0	0	2	28
REDFORD, Brad	0-3	0-3	0-0	0	1	0	0	0	0	0	13
MCLEAN, Jamel	0-1	0-0	0-0	2	2	0	0	1	0	0	6
JACKSON, Dante	1-4	0-2	0-0	2	3	2	2	6	0	0	22
FREASE, Kenny	6-8	0-0	0-0	3	2	12	0	1	0	1	16
Team				3				1			
Totals	27-51	6-15	20-24	40	18	80	9	18	0	7	200

<b>TOTAL FG%</b>	<b>1st Half: 15-31</b>	<b>48.4%</b>	<b>2nd Half: 12-20</b>	<b>60.0%</b>	<b>Game: 52.9%</b>	<b>DB</b>
<b>3-Pt. FG%</b>	<b>1st Half: 2-9</b>	<b>22.2%</b>	<b>2nd Half: 4-6</b>	<b>66.7%</b>	<b>Game: 40.0%</b>	<b>REB</b>
<b>F Throw %</b>	<b>1st Half: 4-6</b>	<b>66.7%</b>	<b>2nd Half: 16-18</b>	<b>88.9%</b>	<b>Game: 83.3%</b>	<b>2</b>

LSU 70	fg-a	3fg-a	ft-a	reb	pf	tp	a	to	blk	s	min
MITCHELL, T. f	5-17	0-1	2-2	8	3	12	2	3	0	2	34
JOHNSON, C. c	4-5	0-0	0-1	7	3	8	1	0	2	2	26
THORNTON, M. g	10-18	3-7	7-10	3	2	30	4	3	1	2	39
SPENCER, Bo g	3-10	2-6	2-4	1	3	10	3	2	0	1	31
TEMPLE, Garrett g	1-4	0-2	0-0	3	5	2	4	3	0	5	32
MARTIN, Terry	2-5	1-2	0-0	1	1	5	0	0	0	0	18
WARREN, Storm	0-1	0-0	0-0	0	0	0	0	0	0	0	3
THORNTON, Q.	1-3	0-0	1-2	3	4	3	2	0	1	0	17
Team				1							
Totals	26-63	6-18	12-19	27	21	70	16	11	4	12	200

<b>TOTAL FG%</b>	<b>1st Half: 16-32</b>	<b>50.0%</b>	<b>2nd Half: 10-31</b>	<b>32.3%</b>	<b>Game: 41.3%</b>	<b>DB</b>
<b>3-Pt. FG%</b>	<b>1st Half: 3-4</b>	<b>75.0%</b>	<b>2nd Half: 3-14</b>	<b>21.4%</b>	<b>Game: 33.3%</b>	<b>REB</b>
<b>F Throw %</b>	<b>1st Half: 2-4</b>	<b>50.0%</b>	<b>2nd Half: 10-15</b>	<b>66.7%</b>	<b>Game: 63.2%</b>	<b>3</b>

Officials: Mike Roberts, Mike Eades, James Breeding  
 Technical fouls: Miss State-None. LSU-None.  
 Attendance: 13839

<b>Score by Periods</b>	<b>1st</b>	<b>2nd</b>	<b>Total</b>
<b>Xavier</b>	<b>36</b>	<b>44</b>	<b>80</b>
<b>LSU</b>	<b>37</b>	<b>33</b>	<b>70</b>
---			

**Game 20 -- LSU 79, Tennessee 73**  
**1/28/09 8 pm at Knoxville, Tenn. (Thompson-Boling Arena)**

LSU 79	fg-a	3fg-a	ft-a	reb	pf	tp	a	to	blk	s	min
MITCHELL, T. f	5-9	0-1	0-0	6	4	10	4	5	0	2	31
JOHNSON, C. c	6-9	0-0	2-2	14	3	14	0	1	4	1	37
THORNTON, M. g	9-16	3-7	8-9	3	2	29	2	0	0	2	37
SPENCER, Bo g	6-14	1-6	2-4	4	1	15	3	2	1	0	39
TEMPLE, Garrett g	2-6	1-3	2-2	4	3	7	6	1	0	1	29
GRAHAM, Delwan	0-0	0-0	0-0	0	1	0	0	1	0	0	1
MARTIN, Terry	1-5	0-3	2-3	1	1	4	1	1	0	0	18
WARREN, Storm	0-2	0-0	0-0	1	2	0	0	1	1	0	8
Team				3							
Totals	29-61	5-20	16-20	36	17	79	16	12	6	6	200

<b>TOTAL FG%</b>	<b>1st Half: 17-30</b>	<b>56.7%</b>	<b>2nd Half: 12-31</b>	<b>38.7%</b>	<b>Game: 47.5%</b>	<b>DB</b>
<b>3-Pt. FG%</b>	<b>1st Half: 4-12</b>	<b>33.3%</b>	<b>2nd Half: 1-8</b>	<b>12.5%</b>	<b>Game: 25.0%</b>	<b>REB</b>
<b>F Throw %</b>	<b>1st Half: 5-6</b>	<b>83.3%</b>	<b>2nd Half: 11-14</b>	<b>78.6%</b>	<b>Game: 80.0%</b>	<b>1</b>

Tennessee 73	fg-a	3fg-a	ft-a	reb	pf	tp	a	to	blk	s	min
SMITH, Tyler f	2-7	1-5	4-4	7	2	9	2	5	0	1	33
CHISM, Wayne c	5-14	4-6	5-6	9	1	19	3	1	1	3	31
TABB, Josh g	2-2	1-1	0-0	1	3	5	2	1	0	0	19
PRINCE, J. P. g	2-3	0-0	2-3	2	4	6	2	2	1	1	29
HOPSON, Scotty g	2-7	1-2	3-6	4	1	8	0	2	1	0	29
MAZE, Bobby	4-10	0-2	0-0	1	3	8	2	0	0	2	2

**Game 21 -- LSU 79, Arkansas 69**  
**1/31/09 4 pm at Maravich Center (Baton Rouge, LA)**

Arkansas 69	fg-a	3fg-a	ft-a	reb	pf	tp	a	to	blk	s	min
WASHINGTON, M. f	11-21	0-2	2-3	5	4	24	0	2	1	0	34
SANCHRZ, M. f	0-2	0-0	0-0	1	1	0	0	1	0	1	17
FORTSON, C. g	6-12	0-2	5-6	7	3	17	9	4	0	0	35
WELSH, Stefan g	1-7	1-2	1-2	3	4	4	3	0	0	2	29
CLARKE, Rotnei g	5-10	2-7	0-0	4	2	12	0	1	0	0	28
HENRY, Jason	4-10	2-3	0-0	6	5	10	0	3	0	2	26
MOORE, Brandon	0-1	0-0	0-0	2	1	0	0	2	0	0	9
BRITT, Marcus	1-2	0-0	0-0	1	2	2	0	1	0	1	18
CLARK, Andre	0-0	0-0	0-0	1	0	0	0	0	0	0	4
Team				2							
Totals	28-65	5-16	8-11	32	22	69	12	14	1	9	200

<b>TOTAL FG%</b>	<b>1st Half: 8-30</b>	<b>26.7%</b>	<b>2nd Half: 20-35</b>	<b>57.1%</b>	<b>Game: 43.1%</b>	<b>DB</b>
<b>3-Pt. FG%</b>	<b>1st Half: 1-4</b>	<b>25.0%</b>	<b>2nd Half: 4-12</b>	<b>33.3%</b>	<b>Game: 31.3%</b>	<b>REB</b>
<b>F Throw %</b>	<b>1st Half: 4-4</b>	<b>100.0%</b>	<b>2nd Half: 4-7</b>	<b>57.1%</b>	<b>Game: 72.7%</b>	<b>1</b>

LSU 79	fg-a	3fg-a	ft-a	reb	pf	tp	a	to	blk	s	min
MITCHELL, T. f	4-13	1-1	2-3	10	3	11	0	3	0	2	37
JOHNSON, C. c	7-13	0-0	4-4	11	2	18	1	3	7	0	37
THORNTON, M. g	5-12	1-3	7-10	8	3	18	1	2	0	1	36
SPENCER, Bo g	6-10	5-6	4-4	4	2	21	3	5	0	1	34
TEMPLE, Garrett g	0-5	0-3	4-4	4	4	4	3	1	1	1	26
GRAHAM, Delwan	0-0	0-0	0-0	0	0	0	0	0	0	0	0+
BASS, Chris	0-1	0-1	0-0	1	0	0	2	2	0	1	5
MARTIN, Terry	2-8	1-2	0-0	4	2	5	2	1	0	2	15
WARREN, Storm	0-0	0-0	0-0	0	0	0	0	0	0	0	0+
FARRER, Alex	0-0	0-0	2-2	0	0	2	0	0	0	0	4
THORNTON, Q.	0-0	0-0	0-0	1	0	0	0	0	0	0	6
Team				2							
Totals	24-62	8-16	23-27	45	16	79	12	17	8	9	200

<b>TOTAL FG%</b>	<b>1st Half: 14-33</b>	<b>42.4%</b>	<b>2nd Half: 10-29</b>	<b>34.5%</b>	<b>Game: 38.7%</b>	<b>DB</b>
<b>3-Pt. FG%</b>	<b>1st Half: 4-8</b>	<b>50.0%</b>	<b>2nd Half: 4-8</b>	<b>50.0%</b>	<b>Game: 50.0%</b>	<b>REB</b>
<b>F Throw %</b>	<b>1st Half: 9-12</b>	<b>75.0%</b>	<b>2nd Half: 14-15</b>	<b>93.3%</b>	<b>Game: 85.2%</b>	<b>2,2</b>

Officials: Doug Shows, Mike Thobodeaux, John Hampton  
 Technical fouls: Arkansas-None. LSU-None.  
 Attendance: 12698

Score by Periods	1st	2nd	Total
Arkansas	21	48	69
LSU	41	38	79

---

**Game 22 -- LSU 80, Georgia 62**  
**2/4/09 7:30 pm at Athens, Ga. (Stegeman Coliseum)**

LSU 80	fg-a	3fg-a	ft-a	reb	pf	tp	a	to	blk	s	min
MITCHELL, T. f	12-16	0-1	3-4	9	2	27	2	2	1	1	35
JOHNSON, C. c	3-4	0-0	1-1	4	4	7	2	3	0	0	17
THORNTON, M. g	11-18	3-5	5-5	6	0	30	3	0	0	0	33
SPENCER, Bo g	0-7	0-3	0-0	1	3	0	2	2	0	1	21
TEMPLE, Garrett g	1-4	0-2	3-4	1	4	5	2	0	0	0	31
GRAHAM, Delwan	1-1	0-0	0-0	3	1	2	0	0	0	0	6
BASS, Chris	0-1	0-0	0-0	0	0	0	3	0	0	1	10
MARTIN, Terry	1-6	1-3	0-0	4	1	3	1	1	0	0	15
WARREN, Storm	1-2	0-0	0-4	2	1	2	0	0	0	0	4
FARRER, Alex	0-1	0-1	0-0	0	0	0	0	1	0	0	4
THORNTON, Q.	2-4	0-0	0-0	6	2	4	2	1	0	1	24
Team				4							
Totals	32-64	4-15	12-18	40	18	80	17	10	1	7	200

<b>TOTAL FG%</b>	<b>1st Half: 15-33</b>	<b>45.5%</b>	<b>2nd Half: 17-31</b>	<b>54.8%</b>	<b>Game: 50.0%</b>	<b>DB</b>
<b>3-Pt. FG%</b>	<b>1st Half: 2-9</b>	<b>22.2%</b>	<b>2nd Half: 2-6</b>	<b>33.3%</b>	<b>Game: 26.7%</b>	<b>REB</b>
<b>F Throw %</b>	<b>1st Half: 3-6</b>	<b>50.0%</b>	<b>2nd Half: 9-12</b>	<b>75.0%</b>	<b>Game: 66.7%</b>	<b>2</b>

Georgia 62	fg-a	3fg-a	ft-a	reb	pf	tp	a	to	blk	s	min
WARE, Dustin *	3-10	0-3	1-3	2	4	7	2	4	0	1	31
BUTLER, Corey *	1-5	1-4	0-0	3	3	3	0	1	0	0	18
WOODBURY, T. *	6-13	2-6	8-10	8	1	22	2	1	0	0	31
THOMPkins, Trey *	5-11	0-2	0-0	7	0	10	1	2	0	0	23
PRICE, Jeremy *	2-4	0-0	0-0	3	2	4	0	1	0	1	17
BARNES, Chris	2-2	0-0	0-2	2	1	4	0	0	0	2	17
SWANSEY, Zac	0-1	0-1	2-2	2	1	2	0	2	0	0	10
McPHEE, Ricky	1-2	1-2	0-0	0	0	3	1	0	0	0	10
BREWER, Troy	1-2	1-2	0-0	0	1	3	1	0	0	0	12
LESLIE, Travis	1-4	0-0	0-0	1	0	2	0	1	0	0	7
JACKSON, Albert	1-4	0-0	0-1	4	4	2	1	2	0	1	22
ZLOVARIC, Drazen	0-2	0-2	0-0	0	0	0	0	0	0	0	2
Team				5							
Totals	23-60	5-22	11-18	37	17	62	8	14	0	5	200

<b>TOTAL FG%</b>	<b>1st Half: 15-30</b>	<b>50.0%</b>	<b>2nd Half: 8-30</b>	<b>26.7%</b>	<b>Game: 38.3%</b>	<b>DB</b>
<b>3-Pt. FG%</b>	<b>1st Half: 1-9</b>	<b>11.1%</b>	<b>2nd Half: 4-13</b>	<b>30.8%</b>	<b>Game: 22.7%</b>	<b>REB</b>
<b>F Throw %</b>	<b>1st Half: 0-0</b>	<b>00.0%</b>	<b>2nd Half: 11-18</b>	<b>61.1%</b>	<b>Game: 61.1%</b>	<b>3</b>

Officials: J. B. Caldwell, Ed Corberitt, Pat Adams  
 Technical fouls: UGA - None. LSU-None.  
 Attendance: 6659

Score by Periods	1st	2nd	Total
LSU	35	45	80
Georgia	31	31	62

---

**Game 23 -- LSU 76, Alabama 62**  
**2/8/09 Noon at Maravich Center (Baton Rouge, LA)**

Alabama 62	fg-a	3fg-a	ft-a	reb	pf	tp	a	to	blk	s	min
GREEN, JaMychal f	4-5	0-0	0-0	4	0	8	0	1	1	1	10
KNOX, Justin f	2-9	0-0	4-4	7	4	8	0	1	2	1	31
TORRANCE, M. g	3-9	0-2	6-6	3	0	12	2	2	0	1	24
GEE, Alonzo g	3-11	1-2	0-4	9	2	7	1	4	0	1	32
HILLMAN, Senario g	4-14	0-2	3-4	2	4	11	2	3	0	2	32
BROCK, Anthony	1-7	1-3	0-0	1	1	3	1	1	0	0	15
HOLLINGER, B.	0-0	0-0	0-0	2	0	0	1	0	0	0	7
JEMISON, D.	3-3	0-0	3-5	2	2	9	2	2	0	1	26
STEELE, Andrew	0-1	0-0	2-2	1	1	2	1	0	0	0	11
COLEMAN, Yamene	1-2	0-0	0-0	1	2	2	0	1	0	0	12
Team				5							
Totals	21-61	2-9	18-25	37	16	62	10	15	3	7	200

<b>TOTAL FG%</b>	<b>1st Half: 9-29</b>	<b>31.0%</b>	<b>2nd Half: 12-32</b>	<b>37.5%</b>	<b>Game: 34.4%</b>	<b>DB</b>
<b>3-Pt. FG%</b>	<b>1st Half: 2-5</b>	<b>40.0%</b>	<b>2nd Half: 0-4</b>	<b>00.0%</b>	<b>Game: 22.2%</b>	<b>REB</b>
<b>F Throw %</b>	<b>1st Half: 8-11</b>	<b>72.7%</b>	<b>2nd Half: 10-14</b>	<b>71.4%</b>	<b>Game: 72.0%</b>	<b>4</b>

LSU 76	fg-a	3fg-a	ft-a	reb	pf	tp	a	to	blk	s	min
MITCHELL, T. f	6-13	2-2	2-4	11	2	16	4	3	2	4	30
JOHNSON, C. c	3-6	0-0	0-0	7	2	6	3	5	3	0	24
THORNTON, M. g	8-13	1-1	5-5	6	1	22	0	1	0	2	27
SPENCER, Bo g	1-6	0-3	0-0	1	1	2	3	0	0	0	22
TEMPLE, Garrett g	3-7	2-3	2-2	6	2	10	3	1	0	2	26
GRAHAM, Delwan	0-3	0-0	0-0	1	1	0	0	1	0	0	7
BASS, Chris	2-2	1-1	0-0	3	2	5	1	1	0	0	17
MARTIN, Terry	2-6	0-4	1-2	1	0	5	3	0	0	1	14
WARREN, Storm	0-0	0-0	2-2	2	2	2	0	0	1	2	9
FARRER, Alex	0-2	0-2	4-4	0	0	4	0	3	0	0	9
THORNTON, Q.	2-2	0-0	0-0	2	2	4	0	1	0	1	15
Team				2							
Totals	27-60	6-16	16-19	42	15	76	17	16	6	12	200

<b>TOTAL FG%</b>	<b>1st Half: 16-34</b>	<b>47.1%</b>	<b>2nd Half: 11-26</b>	<b>42.3%</b>	<b>Game: 45.0%</b>	<b>DB</b>
<b>3-Pt. FG%</b>	<b>1st Half: 4-10</b>	<b>40.0%</b>	<b>2nd Half: 2-6</b>	<b>33.3%</b>	<b>Game: 37.5%</b>	<b>REB</b>
<b>F Throw %</b>	<b>1st Half: 4-5</b>	<b>80.0%</b>	<b>2nd Half: 12-14</b>	<b>85.7%</b>	<b>Game: 84.2%</b>	<b>0</b>

Officials: Tony Greene, Ted Valentine, Anthony Jordan  
 Technical fouls: Alabama-None. LSU-None.  
 Attendance: 10578

Score by Periods	1st	2nd	Total
Alabama	28	34	62
LSU	40	36	76

---

**Game 24 -- LSU 97, Mississippi State 93**  
**2/11/09 7 pm at Starkville, Miss. (Humphrey Coliseum)**

LSU 97	fg-a	3fg-a	ft-a	reb	pf	tp	a	to	blk	s	min
MITCHELL, T. f	12-15	2-2	15-18	11	4	41	5	0	2	2	49
JOHNSON, C. c	0-5	0-0	0-0	4	5	0	0	1	4	0	16
THORNTON, M. g	6-19	3-8	4-6	10	3	19	3	6	0	1	49
SPENCER, Bo g	5-10	3-5	2-2	1	1	15	3	3	0	1	30
TEMPLE, Garrett g	1-8	0-4	0-0	7	4	2	3	6	0	0	34
BASS, Chris	0-0	0-0	0-3	2	0	0	2	1	0	0	9
MARTIN, Terry	4-7	2-2	1-1	5	5	11	0	1	1	0	31
WARREN, Storm	2-3	0-0	3-5	2	5	7	1	1	2	1	13
FARRER, Alex	0-0	0-0	1-2	1	0	1	0	0	0	0	1
THORNTON, Q.	0-1	0-0	1-2	3	5	1	0	2	0	1	18
Team				6							
Totals	30-68	10-21	27-39	52	32	97	17	21	9	6	250

<b>TOTAL FG%</b>	<b>1st Half: 11-26</b>	<b>42.3%</b>	<b>2nd Half: 13-31</b>	<b>41.9%</b>	<b>OT 6-11</b>	<b>54.5%</b>	<b>Game: 44.1%</b>	<b>DB</b>
<b>3-Pt. FG%</b>	<b>1st Half: 4-9</b>	<b>44.4%</b>	<b>2nd Half: 6-10</b>	<b>60.0%</b>	<b>OT 0-2</b>	<b>0.0</b>	<b>Game: 47.6%</b>	<b>REB</b>
<b>F Throw %</b>	<b>1st Half: 5-8</b>	<b>62.5%</b>	<b>2nd Half: 9-12</b>	<b>75.0%</b>	<b>OT 13-19</b>	<b>68.4%</b>	<b>Game: 69.2%</b>	<b>7</b>

Miss. State 94	fg-a	3fg-a	ft-a	reb	pf	tp	a	to	blk	s	min
VARNADO, Jarvis c	10-18	0-1	11-13	8	5	31	1	0	6	0	30
JOHNSON, R. g	2-6	1-4	0-0	1	0	5	2	0	0	0	30
BOST, Dee g	4-17	2-7	10-12	3	0	20	2	0	0	3	47
STEWART, Barry g	1-13	0-4	8-8	9	4	10	1	2	0	3	44
TURNER, Phil g	1-8	0-4	2-2	11	2	4	3	2	1	2	41
BECKHAM, Twany	0-0	0-0	0-0	0	0	0	1	1	0	0	3
OSBY, Romero	1-2	0-0	3-6	4	3	5	0	1	0	0	10
BENOCK, Riley	1-4	1-3	0-0	1	5	3	1	0	0	2	23
AUGUSTUS, Kodi	1-1	1-1	0-0	1	0	3	0	0	0	0	3
JOHNSON, Brian	3-7	0-0	1-3	4	5	7	0	1	2	0	14
BAILEY, Elgin	0-1	0-0	6-8	0	1	6	0	0	1	0	5
Team				8							
Totals	24-77	5-24	41-52	50	25	94	11	11	10	10	250



**Game 25 -- LSU 73, Ole Miss 66**  
**2/14/09 6 p.m. at Maravich Center (Baton Rouge, LA)**

Ole Miss 66	fg-a	3fg-a	ft-a	reb	pf	tp	a	to	blk	s	min
WHITE, Malcolm f	4-7	0-0	2-2	8	1	10	0	2	1	1	36
CRANSTON, D. f	0-2	0-0	0-0	4	4	0	0	4	0	0	17
WHITE, Terrico g	5-15	3-8	0-0	1	3	13	1	3	0	0	31
GRAHAM, Zach g	2-7	1-2	2-2	6	5	7	4	1	0	1	26
HUERTAS, David g	7-17	1-5	0-1	1	2	15	0	3	0	1	36
HENRY, Terrance	2-4	1-2	0-0	4	3	5	1	0	0	0	16
BOGAN, Will	1-4	1-2	0-0	0	1	3	0	0	0	0	12
HOLLOWAY, M.	6-11	0-0	1-5	11	3	13	1	0	0	1	26
CANTINOL, David	0-0	0-0	0-0	0	0	0	0	0	0	0	0+
Team				5							
Totals	27-67	7-19	5-10	40	22	66	7	13	1	4	200

<b>TOTAL FG%</b>	<b>1st Half: 15-35</b>	<b>42.9%</b>	<b>2nd Half: 12-32</b>	<b>37.5%</b>	<b>Game: 40.3%</b>	<b>DB</b>
<b>3-Pt. FG%</b>	<b>1st Half: 5-8</b>	<b>62.5%</b>	<b>2nd Half: 2-11</b>	<b>18.2%</b>	<b>Game: 36.8%</b>	<b>REB</b>
<b>F Throw %</b>	<b>1st Half: 2-5</b>	<b>40.0%</b>	<b>2nd Half: 3-5</b>	<b>60.0%</b>	<b>Game: 50.0%</b>	<b>2</b>

LSU 73	fg-a	3fg-a	ft-a	reb	pf	tp	a	to	blk	s	min
MITCHELL, T. f	7-16	1-2	5-6	9	2	20	1	1	1	2	36
JOHNSON, C. c	6-8	0-0	0-0	4	1	12	0	1	6	2	34
THORNTON, M. g	7-13	3-7	5-7	8	0	22	3	1	1	0	34
MARTIN, Terry g	4-9	1-2	2-5	3	0	11	1	0	3	1	25
TEMPLE, Garrett g	2-6	0-2	2-3	4	3	6	9	3	0	3	37
GRAHAM, Delwan	0-2	0-0	0-0	0	0	0	0	0	0	0	2
BASS, Chris	0-0	0-0	0-0	1	1	0	2	1	0	0	8
WARREN, Storm	0-0	0-0	0-0	2	0	0	0	0	0	0	4
FARRER, Alex	0-0	0-0	2-5	2	3	2	3	1	0	0	13
THORNTON, Q.	0-0	0-0	0-1	0	1	0	0	0	0	0	7
Team				4							
Totals	26-54	5-13	16-27	37	11	73	19	8	11	8	200

<b>TOTAL FG%</b>	<b>1st Half: 12-24</b>	<b>50.0%</b>	<b>2nd Half: 14-30</b>	<b>46.7%</b>	<b>Game: 48.1%</b>	<b>DB</b>
<b>3-Pt. FG%</b>	<b>1st Half: 3-6</b>	<b>50.0%</b>	<b>2nd Half: 2-7</b>	<b>28.6%</b>	<b>Game: 38.5%</b>	<b>REB</b>
<b>F Throw %</b>	<b>1st Half: 5-11</b>	<b>45.5%</b>	<b>2nd Half: 11-16</b>	<b>68.8%</b>	<b>Game: 59.3%</b>	<b>5</b>

Officials: Tony Greene, Rick Crawford, Antinio Petty  
 Technical fouls: Ole Miss-None. LSU-None.  
 Attendance: 11425

<b>Score by Periods</b>	<b>1st</b>	<b>2nd</b>	<b>Total</b>
<b>Ole Miss</b>	<b>37</b>	<b>29</b>	<b>66</b>
<b>LSU</b>	<b>32</b>	<b>41</b>	<b>73</b>

**Game 26 -- LSU 72, Arkansas 69**  
**2/18/09 7 pm at Fayetteville, Ark. (Bud Walton Arena)**

LSU 72	fg-a	3fg-a	ft-a	reb	pf	tp	a	to	blk	s	min
MITCHELL, T. f	8-15	0-0	4-9	13	2	20	2	3	1	1	37
JOHNSON, C. c	6-13	0-0	0-0	12	4	12	1	2	6	0	34
THORNTON, M. g	10-21	2-8	6-9	6	2	28	2	5	1	7	40
MARTIN, Terry g	1-4	1-2	0-0	1	2	3	0	1	1	0	15
TEMPLE, Garrett g	2-5	1-3	2-3	3	4	7	4	4	0	0	36
BASS, Chris	0-3	0-3	0-1	2	2	0	5	0	0	0	26
FARRER, Alex	0-0	0-0	0-0	0	0	0	0	0	0	0	4
THORNTON, Q.	1-3	0-0	0-2	2	1	2	1	0	0	0	8
Team				2							
Totals	28-64	4-16	12-24	41	17	72	15	15	9	8	200

<b>TOTAL FG%</b>	<b>1st Half: 11-32</b>	<b>34.4%</b>	<b>2nd Half: 17-32</b>	<b>53.1%</b>	<b>Game: 43.8%</b>	<b>DB</b>
<b>3-Pt. FG%</b>	<b>1st Half: 1-6</b>	<b>16.7%</b>	<b>2nd Half: 3-10</b>	<b>30.0%</b>	<b>Game: 25.0%</b>	<b>REB</b>
<b>F Throw %</b>	<b>1st Half: 3-12</b>	<b>25.0%</b>	<b>2nd Half: 9-12</b>	<b>75.0%</b>	<b>Game: 50.0%</b>	<b>6,5</b>

Arkansas 69	fg-a	3fg-a	ft-a	reb	pf	tp	a	to	blk	s	min
WASHINGTON, M f	4-12	0-2	2-5	8	3	10	0	2	1	1	28
SANCHEZ, M. f	2-3	0-0	1-1	4	4	5	1	3	0	0	19
FORTSON, C. g	6-14	1-2	4-6	7	2	17	4	5	0	1	38
WELSH, Stefan g	0-7	0-3	3-4	2	2	3	0	1	0	0	20
CLARKE, Rotnei g	6-8	4-6	1-1	1	2	17	0	1	0	2	29
HENRY, Jason	5-10	0-3	0-0	4	2	10	0	1	0	0	26
MOORE, Brandon	0-1	0-0	0-0	3	3	0	1	1	1	1	16
BRITT, Marcus	1-1	1-1	0-0	1	0	3	1	0	0	2	11
COX, Stephen	0-0	0-0	0-0	0	0	0	0	0	0	0	0+
CLARK, Andre	1-4	0-1	2-2	1	1	4	0	1	1	1	13
Team				3							
Totals	25-60	6-18	13-19	34	20	69	7	16	3	8	200

<b>TOTAL FG%</b>	<b>1st Half: 11-32</b>	<b>34.4%</b>	<b>2nd Half: 14-28</b>	<b>50.0%</b>	<b>Game: 41.7%</b>	<b>DB</b>
<b>3-Pt. FG%</b>	<b>1st Half: 4-10</b>	<b>40.0%</b>	<b>2nd Half: 2-8</b>	<b>25.0%</b>	<b>Game: 33.3%</b>	<b>REB</b>
<b>F Throw %</b>	<b>1st Half: 6-7</b>	<b>85.7%</b>	<b>2nd Half: 7-12</b>	<b>58.3%</b>	<b>Game: 68.4%</b>	<b>3</b>

Officials: Mike Thinbdoeaux, Patrick Evans, Lee Cassell  
 Technical fouls: LSU-None, Arkansas-Team  
 Attendance: 16,079

<b>Score by Periods</b>	<b>1st</b>	<b>2nd</b>	<b>Total</b>
<b>LSU</b>	<b>26</b>	<b>46</b>	<b>72</b>
<b>Arkansas</b>	<b>32</b>	<b>37</b>	<b>69</b>

**Game 27 -- LSU 79, Auburn 72**  
**2/21/09 7 p.m. at Maravich Center (Baton Rouge, LA)**

Auburn 72	fg-a	3fg-a	ft-a	reb	pf	tp	a	to	blk	s	min
BARBER, K. f	9-14	0-0	1-3	5	2	19	1	2	1	0	33
REED, DeWayne g	6-20	1-4	3-4	3	3	16	3	0	1	1	36
BARRETT, R. g	0-1	0-0	1-2	3	1	1	0	2	0	0	15
ROBERTSON, Q g	1-4	0-0	0-2	2	2	2	2	1	0	1	28
WALLER, Tay g	7-11	3-6	0-0	5	4	17	3	2	2	1	36
HARGROVE, Lucas	3-6	1-2	0-0	6	4	7	2	0	1	2	25
SULLIVAN, Frankie	3-7	0-1	2-2	0	4	8	1	1	0	1	17
KNOX, Brendon	1-2	0-0	0-0	0	0	2	0	0	0	0	10
Team				5							
Totals	30-65	5-13	7-13	29	21	72	12	8	5	6	200

<b>TOTAL FG%</b>	<b>1st Half: 14-31</b>	<b>45.2%</b>	<b>2nd Half: 16-34</b>	<b>47.1%</b>	<b>Game: 46.2%</b>	<b>DB</b>
<b>3-Pt. FG%</b>	<b>1st Half: 3-6</b>	<b>50.0%</b>	<b>2nd Half: 2-7</b>	<b>28.6%</b>	<b>Game: 38.5%</b>	<b>REB</b>
<b>F Throw %</b>	<b>1st Half: 2-2</b>	<b>100.0%</b>	<b>2nd Half: 5-11</b>	<b>45.5%</b>	<b>Game: 53.8%</b>	<b>2</b>

LSU 79	fg-a	3fg-a	ft-a	reb	pf	tp	a	to	blk	s	min
MITCHELL, T. f	7-15	0-0	0-0	7	4	14	3	1	1	1	37
JOHNSON, C. c	5-8	0-0	2-2	8	3	12	3	2	4	1	34
THORNTON, M. g	6-13	1-4	12-13	7	3	25	0	1	1	0	33
SPENCER, Bo g	5-9	1-3	3-3	2	3	14	1	1	0	0	28
TEMPLE, Garrett g	3-6	2-3	4-4	6	0	12	6	3	0	2	35
BASS, Chris	0-0	0-0	0-0	0	0	0	0	1	0	0	2
MARTIN, Terry	0-3	0-3	0-0	4	1	0	1	3	0	0	16
FARRER, Alex	0-0	0-0	0-0	1	0	0	0	0	0	0	8
THORNTON, Q.	1-3	0-0	0-0	3	1	2	0	1	0	1	7
Team				3							
Totals	27-57	4-13	21-22	41	15	79	14	13	6	5	200

<b>TOTAL FG%</b>	<b>1st Half: 17-31</b>	<b>54.8%</b>	<b>2nd Half: 10-26</b>	<b>38.5%</b>	<b>Game: 48.1%</b>	<b>DB</b>
<b>3-Pt. FG%</b>	<b>1st Half: 1-4</b>	<b>25.0%</b>	<b>2nd Half: 3-9</b>	<b>33.3%</b>	<b>Game: 38.5%</b>	<b>REB</b>
<b>F Throw %</b>	<b>1st Half: 1-1</b>	<b>100.0%</b>	<b>2nd Half: 20-21</b>	<b>95.2%</b>	<b>Game: 95.5%</b>	<b>0</b>

Officials: Tony Greene, Rick Crawford, Antinio Petty  
 Technical fouls: Auburn-Team. LSU-None.  
 Attendance: 11871

<b>Score by Periods</b>	<b>1st</b>	<b>2nd</b>	<b>Total</b>
<b>Auburn</b>	<b>33</b>	<b>39</b>	<b>72</b>
<b>LSU</b>	<b>36</b>	<b>43</b>	<b>79</b>

**Game 28 -- LSU 81, Florida 75**  
**2/24/09 7 p.m. at Maravich Center (Baton Rouge, LA)**

Florida 75	fg-a	3fg-a	ft-a	reb	pf	tp	a	to	blk	s	min
WERNER, Dan f	1-7	1-6	0-0	6	2	3	3	1	0	0	33
TYUS, Alex f	7-17	0-0	1-1	6	2	15	1	0	1	2	29
PARSONS, C. f	5-10	1-3	1-1	4	2	12	1	2	0	1	23
HODGE, Walter g	6-10	4-7	0-0	2	3	16	0	0	0	0	23
CALATHES, Nick g	4-11	1-5	3-5	7	3	12	6	2	0	1	37
SHIPMAN, Ray	2-2	0-0	2-4	2	0	6	0	0	0	1	17
WALKER, Erving	3-8	3-6	0-0	1	3	9	4	1	0	0	25
KADJII, Kenny	1-2	0-0	0-0	2	1	2	0	1	0	0	13
Team				4							
Totals	29-67	10-27	7-11	34	16	75	15	7	1	5	200

<b>TOTAL FG%</b>	<b>1st Half: 17-34</b>	<b>50.0%</b>	<b>2nd Half: 12-33</b>	<b>36.4%</b>	<b>Game: 43.3%</b>	<b>DB</b>
<b>3-Pt. FG%</b>	<b>1st Half: 5-11</b>	<b>45.5%</b>	<b>2nd Half: 5-16</b>	<b>31.3%</b>	<b>Game: 37.0%</b>	<b>REB</b>
<b>F Throw %</b>	<b>1st Half: 2-5</b>	<b>40.0%</b>	<b>2nd Half: 5-6</b>	<b>83.3%</b>	<b>Game: 63.3%</b>	<b>3</b>

LSU 79	fg-a	3fg-a	ft-a	reb	pf	tp	a	to	blk	s	min
MITCHELL, T. f	5-11	0-0	2-4	8	2	12	2	2	0	1	38
JOHNSON, C. c	2-6	0-1	0-0	3	1	4	1	0	3	0	28
THORNTON, M. g	8-15	6-11	10-11	5	0	32	5	3	1	1	39
SPENCER Bo g	4-9	0-3	1-1	6	3	9	6	0	0	0	30
TEMPLE, Garrett g	7-10	3-4	4-4	7	4	21	2	2	0	1	33
MARTIN, Terry	1-4	0-2	1-1	2	0	3	2	0	0	0	17
FARRER, Alex	0-0	0-0	0-0	0	0	0	0	0	0	0	1
THORNTON, Q	0-0	0-0	0-0	1	1	0	0	0	0	1	14
Team				2							
Totals	27-55	9-21	18-21	34	11	81	18	7	4	4	200

TOTAL FG%	1st Half: 15-29	51.7%	2nd Half: 12-26	46.2%	Game: 49.1%	DB
3-Pt. FG%	1st Half: 6-12	50.0%	2nd Half: 3-9	33.3%	Game: 42.9%	REB
F Throw %	1st Half: 1-3	33.3%	2nd Half: 17-18	94.4%	Game: 85.7%	2

Game 29 -- LSU 73, Vanderbilt 70  
2/28/09 4 pm at Lexington, Ky. (Rupp Arena)

LSU 73	fg-a	3fg-a	ft-a	reb	pf	tp	a	to	blk	s	min
MITCHELL, T. f	9-13	1-2	2-2	8	2	21	2	3	0	5	40-
JOHNSON, Chris c	1-3	0-0	0-0	4	2	2	1	1	0	0	14
THORNTON, M. g	8-23	2-7	5-6	9	1	23	4	2	0	0	38
SPENCER, Bo g	6-12	4-7	0-0	0	1	16	3	2	0	2	39
TEMPLE, Garrett g	0-3	0-1	1-2	1	4	1	1	1	3	0	25
MARTIN, Terry	3-4	2-3	0-0	1	1	8	1	1	1	1	18
WARREN, Storm	0-1	0-0	0-0	0	2	0	0	0	2	1	18
FARRER, Alex	0-0	0-0	0-0	0	0	0	0	0	0	0	0+
THORNTON, Q.	1-1	0-0	0-0	2	4	2	0	1	0	0	8
Team				4							
Totals	28-60	9-20	8-10	29	17	73	12	11	6	9	200

TOTAL FG%	1st Half: 14-30	46.7%	2nd Half: 14-30	46.7%	Game: 46.7%	DB
3-Pt. FG%	1st Half: 5-11	45.5%	2nd Half: 4-9	44.4%	Game: 45.0%	REB
F Throw %	1st Half: 3-4	75.0%	2nd Half: 5-6	83.3%	Game: 80.0%	1

KENTUCKY 70	fg-a	3fg-a	ft-a	reb	pf	tp	a	to	blk	s	min
HARRIS, Ramon *	0-0	0-0	0-0	4	2	0	1	1	0	0	28
PORTER, Michael *	0-2	0-2	0-0	1	2	0	1	2	0	0	17
STEVENSON, P. *	3-6	0-0	1-2	4	2	7	3	1	1	1	22
MEEKS, Jodie *	10-22	1-9	3-4	5	2	24	4	5	0	2	37
PATTERSON, P. *	12-17	0-0	4-6	9	2	28	3	3	0	1	39
MILLER, Darius	3-4	2-2	0-0	4	3	8	3	2	2	0	27
GALLOWAY, Kevin	0-0	0-0	3-4	1	0	3	2	0	1	1	20
KREBS, Mark	0-0	0-0	0-0	0	0	0	0	0	0	0	0+
STEWART, A. J.	0-1	0-1	0-0	0	1	0	1	0	0	0	3
CLARK, Andre	0-0	0-0	0-0	1	0	0	0	1	1	0	4
Team				3							
Totals	28-52	3-14	11-16	32	14	70	18	15	5	5	200

TOTAL FG%	1st Half: 11-24	45.8%	2nd Half: 17-28	60.7%	Game: 53.8%	DB
3-Pt. FG%	1st Half: 1-6	16.7%	2nd Half: 2-8	25.0%	Game: 21.4%	REB
F Throw %	1st Half: 5-8	62.5%	2nd Half: 6-8	75.0%	Game: 68.8%	1

-----  
Officials: Mike Stuart, Mike Nance, Brent Barnaky  
Technical fouls: LSU-None, Kentucky-None  
Attendance: 24,411

Score by Periods	1st	2nd	Total
LSU	36	37	73
Kentucky	28	42	70
---			