



WOFFORD BASKETBALL



2010
2011
2014
2015



You Tube f t i s @WoffordTerriers

2015-16 SCHEDULE

Record: 3-6

Home: 2-1 • Away: 1-5 • Neutral: 0-0

Day	Date	Opponent	Result/Time
Fri.	Nov. 13	at Missouri ^	L, 74-83
Wed.	Nov. 18	at (1/1) North Carolina ^	L, 58-78
Sat.	Nov. 21	MD EASTERN SHORE ^	W, 73-63
Tues.	Nov. 24	at Columbia ^	L, 59-70
Sat.	Nov. 28	at Presbyterian	W, 68-58
Tues.	Dec. 1	at Georgia Tech	L, 61-77
Thurs.	Dec. 3	KENTUCKY CHRISTIAN	W, 86-66
Sun.	Dec. 6	at Clemson	L, 51-66
Mon.	Dec. 14	COASTAL CAROLINA	L, 63-71
Sat.	Dec. 19	at (rv/23) Vanderbilt	8 p.m. ET
Tues.	Dec. 22	at Austin Peay State	8 p.m. ET
Thurs.	Dec. 31	at Harvard	2:30 p.m.
Sat.	Jan. 2	UNCG *	7 p.m.
Tues.	Jan. 5	at VMI *	7 p.m.
Sat.	Jan. 9	SAMFORD *	2 p.m.
Mon.	Jan. 11	CHATTANOOGA *	7 p.m.
Thurs.	Jan. 14	at The Citadel *	6 p.m.
Sat.	Jan. 16	at Mercer *	4:30 p.m.
Tues.	Jan. 19	TENN. WESLEYAN	7 p.m.
Sat.	Jan. 23	at Furman *	4 p.m.
Thurs.	Jan. 28	ETSU *	7 p.m.
Sat.	Jan. 30	W. CAROLINA *	7 p.m.
Thurs.	Feb. 4	at Chattanooga *	7:30 p.m.
Sat.	Feb. 6	at Samford *	1 p.m.
Mon.	Feb. 8	VMI *	7 p.m.
Thurs.	Feb. 11	MERCER *	7 p.m.
Sat.	Feb. 13	THE CITADEL *	7 p.m.
Mon.	Feb. 15	at UNCG *	7 p.m.
Sat.	Feb. 20	FURMAN *	7 p.m.
Thurs.	Feb. 25	at Western Carolina *	7 p.m.
Sat.	Feb. 27	at ETSU *	4 p.m.
Fri.	Mar. 4	SoCon First Round	TBA
Sat.	Mar. 5	SoCon Quarterfinals	TBA
Sun.	Mar. 6	SoCon Semifinals	TBA
Mon.	Mar. 7	SoCon Final	9 p.m.

All Times Eastern (ET)
Home games in **Bold and CAPS**
National rankings in parentheses (AP/Coaches)
National rankings according to team's rank at time of game
SoCon Tournament in Asheville, N.C. (U.S. Cellular Center)

^ CBE Hall of Fame Classic
* Southern Conference Game

WOFFORD ATHLETIC MEDIA RELATIONS

Assistant Director / MBB Contact Kyle Mattracion
Office 864-597-4092
Cell 845-416-4372
Email MattracionKM@wofford.edu

Associate AD for Media Relations Brent Williamson
Office 864-597-4093
Email WilliamsonDB@wofford.edu

Media Relations Assistant Cory Smith
Office 864-597-4098
Email SmithCD2@wofford.edu

Athletic Website WoffordTerriers.com

GAME 10 • WOFFORD AT #23 VANDERBILT



3-6

AT



6-3

SATURDAY, DECEMBER 19, 2015 • 7 P.M. CT
MEMORIAL GYMNASIUM • NASHVILLE, TENN.

TOP STORYLINES

OPENING TIP

• Wofford begins a five-day road trip in Nashville, where it will take on 23rd-ranked Vanderbilt on Saturday with tip scheduled for 7 p.m. CT, 8 p.m. ET, at historic Memorial Gymnasium.

ROAD TRIP

• Wofford will be on the road for five days to play its next two games ... The Terriers depart from campus in Spartanburg, S.C., on Friday morning, December 18, and will not return until the early morning hours of Wednesday, December 23 ... After playing Vanderbilt on Saturday night, the Terriers will remain in Tennessee to take on Austin Peay on Tuesday night at 7 p.m., CT ... Following the game, Wofford will make the six-and-a-half hour bus trip back to Spartanburg.

IN SEARCH OF A FIRST

• Wofford has never beaten a team ranked in the top 25 of either the AP Poll or USA Today Coaches Poll ... Since transitioning to Division I in 1995, the Terriers 0-22 against teams ranked in the AP poll ... Vanderbilt fell out of the AP Top 25 this past Monday following a 73-67 loss to Dayton on Wednesday, Dec. 9, but is still No. 23 in the USA Today Coaches Poll.

AGAINST THE SEC

• Wofford is 2-42 all-time against the Southeastern Conference ... Both of Wofford's SEC victories have come since Mike Young became the head coach for the 2002-03 season ... Wofford's last SEC win came Dec. 19, 2009 when South Carolina came to Spartanburg and lost to the Terriers, 68-61 ... Wofford's only road win against the SEC came on Dec. 5, 2004, defeating Auburn, 85-78 ... The Terriers have lost six straight against the SEC dating back to the win over South Carolina in 2009 ... Wofford opened the season at Mizzou on November 13 and fell 84-73 ... Ten of Wofford's last 17 games against the SEC have been decided by 10 points or less ... Wofford's SEC series history includes games against Alabama, Arkansas, Auburn, Florida, Georgia, Mizzou, South Carolina, Tennessee and Vanderbilt ... The Terriers have never played Kentucky, LSU, Mississippi State or Ole Miss ... Wofford has also never played Texas A&M since they joined the SEC in 2012.

MEDIA COVERAGE

TV..... SEC Network
Watch ESPN..... http://es.pn/1lPBz7h
Talent..... Dave Baker, Joe Dean

Radio..... Wofford IMG Sports Network
Listen online..... WoffordTerriers.com/Radio
TuneIn app..... Search "Wofford"
Talent..... Mark Hauser, Thom Henson

THE SERIES AT A GLANCE

Series Record..... Vanderbilt leads 4-0
First Meeting..... November 27, 1995
Last Meeting..... December 20, 2003
Result..... Vanderbilt 90 - Wofford 59
Current Series Streak Vanderbilt - W4

LAST TIME OUT

Result Wofford 63 - Coastal Carolina 71
Date..... Monday, December 14
Site..... Spartanburg, S.C.
Venue..... Benjamin Johnson Arena

Leading Scorer Eric Garcia - 18 Pts
Leading Rebounder C.J. Neumann - 8 Reb

Wofford led for:00
Coastal Carolina led for.....:39:38
Game was tied for.....:22

Tie scores:0
Lead changes.....:0
Halftime Wofford 29 - Coastal Carolina 43

QUICK HITS

♦ Wofford is coming off a 71-63 home loss on Monday to Coastal Carolina ... It was the first ever meeting between the two programs ... Coastal shot 85 percent (17-20) in the first half to lead 43-29 at halftime ... Wofford cut the lead to as little as three points, twice, in the final five minutes.

♦ Eric Garcia is 18th in the NCAA and No. 1 in the Southern Conference in assist/turnover ratio (3.88) ... Garcia scored a season-high 18 points against Coastal, going 10-for-10 at the free throw line ... Garcia is the first Terrier to make at least 10 free throws without a miss in a single game since March of 2010.

♦ Spencer Collins needs 14 points to pass Ralph Hanna (1972-76) for 18th on Wofford's all-time scoring list.

PROJECTED STARTERS

5 ERIC GARCIA	12 SPENCER COLLINS	20 JAYLEN ALLEN	24 JUSTIN GORDON	31 C.J. NEUMANN
Jr. • G • 6-0 • 185	Sr. • G • 6-4 • 205	Jr. • G • 6-3 • 185	Sr. • F • 6-6 • 215	Sr. • F • 6-7 • 235
GP: 9 • GS: 9	GP: 9 • GS: 9	GP: 7 • GS: 7	GP: 9 • GS: 8	GP: 9 • GS: 9
PTS: 10.0 • REB: 2.9	PTS: 13.6 • REB: 2.6	PTS: 5.6 • REB: 2.0	PTS: 11.7 • REB: 4.1	PTS: 4.3 • REB: 5.7
AST: 3.4 • STL: 0.4	AST: 2.2 • STL: 0.8	AST: 1.0 • STL: 0.9	AST: 1.9 • STL: 0.8	AST: 1.3 • STL: 0.6
BLK: 0.0 • MIN: 30.6	BLK: 0.0 • MIN: 31.9	BLK: 0.1 • MIN: 20.3	BLK: 0.2 • MIN: 25.9	BLK: 0.3 • MIN: 27.0

SoCon CHAMPIONS 2009-10, 2010-11, 2014-15
SoCon TOURNAMENT CHAMPIONS 2010, 2011, 2014, 2015



NCAA TOURNAMENT 2010, 2011, 2014, 2015
WOFFORD MEN'S BASKETBALL • WOFFORDTERRIERS.COM

THE TERRIER ROSTER

NUMERICAL ROSTER

#	NAME	POS	HT	WT	YR	HOMETOWN/PREVIOUS SCHOOL(S)
1	Derrick Brooks	G	6-2	195	So	Hinesville, Ga. / Bartow High School (Fla.)
2	Jimmy Jent	G	6-4	185	Fr	Sacramento, Calif. / Fork Union Military Academy
3	Fletcher Magee	G	6-4	195	Fr	Orlando, Fla. / The First Academy
4	Zach Korkowski	F	6-6	215	Sr	Williamsburg, Va. / Christ School
5	Eric Garcia	G	6-0	185	Jr	Aurora, Colo. / Grandview High School
11	Bobby Perez	G	5-11	165	So	Atlanta, Ga. / Marist High School
12	Spencer Collins	G	6-4	205	Sr	Easley, S.C. / Easley High School
15	Trevor Stumpe	G	6-5	200	Fr	Plainfield Ill. / Plainfield North High School
20	Jaylen Allen	G	6-3	185	Jr	Johnson City, Tenn. / Christ School (N.C.)
24	Justin Gordon	F	6-6	215	Sr	Charlotte, N.C. / Northside Christian Academy
31	C.J. Neumann	F	6-7	235	Sr	St. Paul, Minn. / Cretin-Derham Hall High School
33	Cameron Jackson	F	6-8	235	So	Winchester, Va. / John Handley High School
35	Ryan Sawvell	F	6-8	215	R-Jr	Mundelein, Ill. / Evansville / Mundelein High School
40	Eric Wagenlander	G	6-2	180	Jr	Mt. Pleasant, S.C. / Wando High School
50	Matthew Pegram	C	6-11	240	Fr	Mt. Pleasant, S.C. / Wando High School

Head Coach: Mike Young (14th season, Emory & Henry College '86)
Associate Head Coach: Dustin Kerns (Sixth season, Clemson '02)
Assistant Coach: Tim Johnson (Third Season, Wofford '10)
Assistant Coach: Kevin Giltner (Third Season, Wofford '11)
Director of Operations: Drew Gibson (Second Season, Wofford '08)

ALPHABETICAL ROSTER

NAME	#	Pos	YR
Allen, Jaylen	20	G	Jr
Brooks, Derrick	1	G	So
Collins, Spencer	12	G	Sr
Garcia, Eric	5	G	Jr
Gordon, Justin	24	F	Sr
Jackson, Cameron	33	F	So
Jent, Jimmy	2	G	Fr
Korkowski, Zach	4	F	Sr
Magee, Fletcher	3	G	Fr
Neumann, C.J.	31	F	Sr
Pegram, Matthew	50	C	Fr
Perez, Bobby	11	G	So
Sawvell, Ryan	35	F	R-Jr
Stumpe, Trevor	15	G	Fr
Wagenlander, Eric	40	G	Jr

ROSTER BY POSITION

POSITION	NAME
Guards (9)	Jaylen Allen
	Derrick Brooks
	Spencer Collins
	Eric Garcia
	Jimmy Jent
	Fletcher Magee
	Bobby Perez
	Trevor Stumpe
	Eric Wagenlander
Forwards (5)	Justin Gordon
	Cameron Jackson
	Zach Korkowski
	C.J. Neumann
	Ryan Sawvell
Centers (1)	Matthew Pegram

ROSTER BY CLASS

CLASS	NAME
Seniors (4)	Spencer Collins
	Justin Gordon
	Zach Korkowski
	C.J. Neumann
Juniors (4)	Jaylen Allen
	Eric Garcia
	Ryan Sawvell
	Eric Wagenlander
Sophomores (3)	Derrick Brooks
	Cameron Jackson
	Bobby Perez
Freshmen (4)	Jimmy Jent
	Fletcher Magee
	Matthew Pegram
	Trevor Stumpe

TERRIERS BY STATE

South Carolina	3
Georgia	2
Illinois	2
Virginia	2
California	1
Colorado	1
Florida	1
Minnesota	1
North Carolina	1
Tennessee	1

PRONUNCIATION GUIDE

4. Zach Korkowski (core-COW-skee)	35. Ryan Sawvell (SAW-vell)
15. Trevor Stumpe (STUMP)	40. Eric Wagenlander (WAG-en-LAN-der)
20. Jaylen (JAY-lynn) Allen	50. Matthew Pegram (PEG-rum)
31. C.J. Neumann (NEW-men)	



SEASON STATS



2015-16 WOFFORD MEN'S BASKETBALL STATS ALL GAMES



RECORD:	OVERALL	HOME	AWAY	NEUTRAL
ALL GAMES	3-6	2-1	1-5	0-0
CONFERENCE	0-0	0-0	0-0	0-0
NON-CONFERENCE	3-6	2-1	1-5	0-0

#	Player	gp-gs	min	avg	Total		3-Point		F-Throw		Rebounds				pf	dq	a	to	blk	stl	pts	avg
					fg-fga	fg%	3fg-3fga	3fg%	ft-fta	ft%	off	def	tot	avg								
12	Spencer Collins	9-9	287	31.9	39-105	.371	15-45	.333	29-41	.707	5	18	23	2.6	18	0	20	11	0	7	122	13.6
24	Justin Gordon	9-8	233	25.9	42-83	.506	3-5	.600	18-31	.581	12	25	37	4.1	26	1	17	22	2	7	105	11.7
03	Fletcher Magee	9-2	215	23.9	30-73	.411	18-47	.383	19-20	.950	7	22	29	3.2	15	0	11	10	0	3	97	10.8
05	Eric Garcia	9-9	275	30.6	22-59	.373	14-39	.359	32-41	.780	3	23	26	2.9	15	0	31	8	0	4	90	10.0
20	Jaylen Allen	7-7	142	20.3	15-47	.319	5-24	.208	4-9	.444	4	10	14	2.0	16	0	7	4	1	6	39	5.6
31	CJ Neumann	9-9	243	27.0	14-32	.438	0-0	.000	11-16	.688	12	39	51	5.7	20	0	12	10	3	5	39	4.3
33	Cameron Jackson	5-1	71	14.2	8-15	.533	0-0	.000	5-6	.833	9	12	21	4.2	17	1	2	4	2	6	21	4.2
50	Matthew Pegram	9-0	100	11.1	12-22	.545	0-0	.000	6-7	.857	6	10	16	1.8	22	1	2	3	6	0	30	3.3
15	Trevor Stumpe	7-0	42	6.0	8-14	.571	3-6	.500	3-3	1.000	0	2	2	0.3	4	0	2	0	0	0	22	3.1
35	Ryan Sawvell	8-0	65	8.1	7-11	.636	0-3	.000	0-0	.000	1	12	13	1.6	7	0	1	2	1	0	14	1.8
04	Zach Korkowski	3-0	8	2.7	1-1	1.000	0-0	.000	3-3	1.000	2	0	2	0.7	0	0	0	0	0	0	5	1.7
01	Derrick Brooks	9-0	102	11.3	3-11	.273	1-3	.333	0-0	.000	0	11	11	1.2	7	0	7	12	2	3	7	0.8
11	Bobby Perez	3-0	8	2.7	1-2	.500	0-0	.000	0-0	.000	0	0	0	0.0	1	0	1	0	0	0	2	0.7
40	Eric Wagenlander	2-0	5	2.5	0-2	.000	0-2	.000	0-0	.000	0	1	1	0.5	0	0	0	0	0	0	0	0.0
02	Jimmy Jent	2-0	4	2.0	0-1	.000	0-1	.000	0-0	.000	0	0	0	0.0	0	0	0	1	0	0	0	0.0
Team											6	14	20				4					
Total.....		9	1800		202-478	.423	59-175	.337	130-177	.734	67	199	266	29.6	168	3	113	91	17	41	593	65.9
Opponents.....		9	1800		225-457	.492	53-129	.411	129-190	.679	64	228	292	32.4	169	-	107	104	26	38	632	70.2

TEAM STATISTICS

	WOF	OPP	Date	Opponent	Score	Att.
SCORING	593	632	^ 11/13/15	at Mizzou	L 74-83	5037
Points per game	65.9	70.2	^ 11/18/15	at North Carolina	L 58-78	12095
Scoring margin	-4.3	-	^ 11/21/15	UMES	w 73-63	1970
FIELD GOALS-ATT	202-478	225-457	^ 11/24/15	at Columbia	L 59-70	840
Field goal pct	.423	.492	11/28/15	at Presbyterian	w 68-58	715
3 POINT FG-ATT	59-175	53-129	12/1/15	at Georgia Tech	L 61-77	4389
3-point FG pct	.337	.411	12/3/15	KENTUCKY CHRISTIAN	w 86-66	870
3-pt FG made per game	6.6	5.9	12/6/15	at Clemson	L 51-66	4945
FREE THROWS-ATT	130-177	129-190	12/14/15	COASTAL CAROLINA	L 63-71	1026
Free throw pct	.734	.679				
F-Throws made per game	14.4	14.3				
REBOUNDS	266	292				
Rebounds per game	29.6	32.4				
Rebounding margin	-2.9	-				
ASSISTS	113	107				
Assists per game	12.6	11.9				
TURNOVERS	91	104				
Turnovers per game	10.1	11.6				
Turnover margin	+1.4	-				
Assist/turnover ratio	1.2	1.0				
STEALS	41	38				
Steals per game	4.6	4.2				
BLOCKS	17	26				
Blocks per game	1.9	2.9				
ATTENDANCE	3866	28021				
Home games-Avg/Game	3-1289	6-4670				
Neutral site-Avg/Game	-	0-0				

^ = CBE Hall of Fame Classic

* = Conference game

Score by Periods

	1st	2nd	Totals
Wofford	269	324	593
Opponents	285	347	632





THE MATCHUP



STATISTICAL COMPARISON

(Statistical rankings and RPI heading into Thursday, Dec. 17)

3-6.....	Record	6-3
240.....	RPI	39

Value	SoCon	NCAA	Category	NCAA	SEC	Value
65.9	#10	#303	Scoring Offense	#52	#5	81.6
70.2	#4	#165	Scoring Defense	#25	#2	61.9
-4.3	#10	#271	Scoring Margin	#12	#1	+19.7
42.3%	#8	#239	Field Goal Percentage	#38	#1	48.5%
49.2%	#9	#336	Field Goal Percentage Defense	#8	#1	35.8%
33.7%	#5	#181	3-Point Field Goal Percentage	#31	#3	39.9%
41.1%	#10	#335	3-Point Field Goal Defense	#39	#2	29.5%
73.4%	#4	#55	Free Throw Percentage	#125	#5	70.5%
29.56	#10	#340	Rebounds Per Game	#75	#6	40.00
-2.9	#7	#270	Rebound Margin	#116	#6	+3.4
1.9	#8	#319	Blocks Per Game	#7	#2	6.6
4.6	#10	#315	Steals Per Game	#265	#12	5.3
12.6	#7	#230	Assists Per Game	#115	#6	14.6
10.1	#1	#13	Turnovers Per Game	#30	#3	10.8
1.4	#6	#116	Turnover Margin	#95	#8	1.9
1.24	#3	#83	Assist/Turnover Ratio	#53	#5	1.35

COACHING COMPARISON

Mike Young.....	Head Coach	Kevin Stallings
Emory & Henry College '86.....	Alma Mater	Purdue '82
14th Season (27th on staff).....	Years at Current School	17th Season
220-197 (.528).....	Record at Current School	319-209 (.604)
125-102 SoCon (.551).....	Conference Record at Current School	127-135 SEC (.484)
14th Season.....	Career Div. I Coaching Years	23rd Season
220-197 (.528).....	Career Div. I Coaching Record	442-272 (.619)
3 (Last in 2014-15).....	Career Regular Season Titles	2 (Last in 1997-98)
4 (Last in 2015).....	Career Conference Tournament Titles	3 (Last in 2012)
4 (Last in 2015).....	Career Div. I NCAA Tournaments	8 (Last in 2012)

SERIES HISTORY

All-Time Series Record	Vanderbilt leads 4-0
All-Time Record Between Coaches	Kevin Stallings leads 1-0
All-Time Series Record at Memorial Gymnasium	Vanderbilt leads 4-0
First Series Meeting	Nov. 27, 1995 - Nashville, Tenn.
Result	Vanderbilt 97 - Wofford 59
Last Meeting	Dec. 20, 2003 - Nashville, Tenn.
Result	Vanderbilt 90 - Wofford 59
Current Winning Streak	Vanderbilt - W4
Wofford's Longest Winning Streak	N/A
Vanderbilt's Longest Winning Streak	4 games (1995 - present)
Wofford's Largest Victory	N/A
Vanderbilt's Largest Victory	38 points (97-59 - Nov. 27, 1995)

UP NEXT...

WOFFORD AT AUSTIN PEAY

Date: Tuesday, December 22
Time: 8:00 p.m. (ET)
Site: Clarksville, Tenn.
Venue: Winfield Dunn Center
Watch: OVC Digital Network
Radio: Wofford IMG Sports Network



AT



WOFFORD'S RECORD WHEN...

Overall.....	3-6
SoCon.....	0-0
Home.....	2-1
Away.....	1-5
Neutral Court.....	0-0
Overtime.....	0-0

GAMES DECIDED BY

1-3 points.....	0-0
4-6 points.....	0-0
7-10 points.....	2-2
11-15 points.....	0-2
16+ points.....	1-2

SCORING

90+ points.....	0-0
80-89 points.....	1-0
70-79 points.....	1-1
60-69 points.....	1-2
Score 59 points or less.....	0-3

SCORING DEFENSE

90+ points.....	0-0
80-89 points.....	0-1
70-79 points.....	0-4
60-69 points.....	2-1
Score 59 points or less.....	1-0

REBOUNDING

Outrebounding the opponent.....	3-0
Getting outrebounded.....	0-6
Rebounding totals are equal.....	0-0

FROM THE FIELD

Outshooting their opponent.....	1-0
Getting outshot from the field.....	2-6
Field goal percentages are equal.....	0-0

Shooting 50% or better.....	1-0
Shooting between 40-50%.....	1-3
Shooting less than 40%.....	1-3
Opponent shoots less than 40%.....	0-0
Opponent shoots between 40-50%.....	2-2
Opponent shoots 50% or better.....	1-4

Making more 3-pointers.....	1-2
Making less 3-pointers.....	2-4
Making the same number of 3-pointers.....	0-0

Making more free throws.....	3-1
Making less free throws.....	0-4
Making the same number of free throws.....	0-1

TURNOVERS

Less than Opponent.....	3-2
Equal to Opponent.....	0-1
More than Opponent.....	0-3

MISCELLANEOUS

Scoring First.....	2-5
Opponent Scores First.....	1-1
Lead at half.....	3-1
Trail at half.....	0-5
Tied at half.....	0-0
When Leading with 5:00 Left.....	3-0
When Trailing with 5:00 Left.....	0-6
November.....	2-3
December.....	1-3
January.....	0-0
February.....	0-0
March.....	0-0
Against Ranked Opponents.....	0-1
Black Jerseys.....	1-3
Gold Jerseys.....	0-2
White Jerseys.....	2-1



LAST TIME OUT

RALLY COMES UP SHORT TO COASTAL CAROLINA

Monday, December 14, 2015

COASTAL CAROLINA - 71

WOFFORD - 63

SPARTANBURG, S.C. -- Down by as many as 17 points, the Wofford men's basketball team put together a furious second-half rally that came up short. A potential game-tying 3-pointer rimmed out in the final minute and the Terriers dropped their first ever meeting against Coastal Carolina, 71-63, Monday night at Benjamin Johnson Arena.

Coastal Carolina (6-4) shot 85 percent (17-20) in the first half to put Wofford in a hole. The Terriers (3-6) stepped up their defense in the second half, limiting CCU to 33 percent (7-21) and chipped away at the lead to make it a one possession game.

Fletcher Magee had what was Wofford's only look at a tie all game. The freshman came off a screen and pulled the trigger from the right wing, but it did not go down. Coastal grabbed the board and hit 5-of-6 free throws in the final minute to cement the victory.

"I told our team to never let somebody tell you that [Coastal Carolina] couldn't miss a shot, or that they were just unconscious shooting the ball," said Wofford head coach Mike Young. "We had to play a lot better than we did defensively. We'll go back and look at it on film, but that was not a lot of fun to see."

Coastal Carolina jumped out to a 13-2 lead and never trailed. The Chanticleers hit all five of their first-half 3-pointers and, at one point, connected on 11 consecutive shot attempts. The only way the Terriers hung around was by forcing 10 turnovers as they went to the locker room down 43-29.

Six minutes into the second half, Wofford cut the deficit under 10 on back-to-back triples off the hand of Magee. Later, the Terriers used an 11-2 run to get within a bucket, 58-55, with 4:56 still to play.

"We were quicker to the ball. We were aggressive," said Young on Wofford's second-half defense. "If you've got anything in you, you're going to fight and swing and make a game of it."

After Coastal Carolina built the lead back to as many as nine, senior Spencer Collins stepped up with a big play. Justin Gordon missed a pair at the foul line, but Collins was there, grabbed the offensive board, scored and was fouled, converting a 3-point play to get the Terriers back within five. Two possessions later, he was fouled again and brought Wofford back within three with 1:29 on the clock.

The Terriers forced an offensive foul to get the ball back with just over a minute remaining. However, Magee, who ended the night with 14 points, couldn't get the shot that would have tied it up to go down.

Three Terriers scored in double figures. Along with Magee's 14, Collins had 10 and junior point guard Eric Garcia had a season-high 18 - one point shy of his career high. Garcia was also a perfect 10-for-10 at the charity stripe.

"He's going to play his tail off every time out. He's terrific," added Young on the play of Garcia. "You know what you're going to get from him. He's going to lace 'em up and lay it all on the line. Whether he scores 18 or five, he's going to give you everything he's got."

Coastal Carolina had four in double figures. Shivaughn Wiggins led the way with 14, followed by Badou Diagne with 13. Diagne, who averaged a team-leading 7.3 rebounds heading in to the night, came up with seven boards. Tristian Curtis had 10 points and eight rebounds and Colton Ray-St Cyr added eight more boards, leading to a 35-25 advantage on the glass.

Senior C.J. Neumann led Wofford's effort on the glass with eight, six of which came in the second half.

Terrier Notes:

- Eric Garcia scored a season-high 18 points. It was one point away from his career-high 19, which he scored against The Citadel in the 2014 Southern Conference Tournament.
- Garcia went 10-for-10 at the foul line. He is the first Terrier to hit at least 10 free throws without a miss in a single game since Jamar Diggs went 10-for-10 against Western Carolina in the 2010 Southern Conference semifinals.
- Fletcher Magee missed his first free throw of the season after sinking his first 18 to begin his collegiate career.
- It was the first game played between the two programs.



Official Basketball Box Score -- Game Totals -- Final Statistics
Coastal Carolina vs Wofford
 12/14/15 7:00pm at Benjamin Johnson Arena - Spartanburg, SC



Coastal Carolina 71 • 6-4

#	Player	Total		3-Ptr	FT-FTA	Rebounds			PF	TP	A	TO	Blk	Stl	Min
		FG-FGA	FG-FGA			Off	Def	Tot							
21	CURTIS, Tristian	f	5-5	0-0	0-0	2	6	8	4	10	2	4	0	1	32
23	DIAGNE, Badou	f	5-7	2-3	1-2	1	6	7	4	13	1	1	1	0	23
10	WIGGINS, Shivaughn	g	2-5	1-2	9-12	0	2	2	2	14	4	3	0	0	35
22	WILSON, Elijah	g	2-6	2-3	2-2	0	2	2	2	8	1	1	0	0	30
30	RAY-ST CYR, Colton	g	2-5	0-1	3-5	0	8	8	3	7	0	2	0	0	32
01	HOLMES JR., Kevin		1-1	1-1	0-0	0	0	0	0	3	0	1	0	0	2
05	SHAW, Jaylen		2-4	0-0	0-2	0	2	2	1	4	2	2	0	0	23
12	ENANGA, Michel		4-5	1-1	1-2	2	1	3	4	10	1	2	0	0	16
35	FREEMAN, Marcus		1-3	0-0	0-0	0	1	1	4	2	0	0	1	0	7
Team						1	1	2							
Totals			24-41	7-11	16-25	6	29	35	24	71	11	16	2	1	200

FG % 1st Half: 17-20 85.0% 2nd half: 7-21 33.3% Game: 24-41 58.5% Deadball Rebounds 1,1
 3FG % 1st Half: 5-5 100.0 2nd half: 2-6 33.3% Game: 7-11 63.6%
 FT % 1st Half: 4-4 100.0 2nd half: 12-21 57.1% Game: 16-25 64.0%

Wofford 63 • 3-6

#	Player	Total		3-Ptr	FT-FTA	Rebounds			PF	TP	A	TO	Blk	Stl	Min
		FG-FGA	FG-FGA			Off	Def	Tot							
24	Justin Gordon	f	3-8	0-0	1-8	1	3	4	5	7	1	1	0	1	25
31	CJ Neumann	f	3-4	0-0	0-0	0	8	8	2	6	2	1	0	1	29
05	Eric Garcia	g	3-6	2-3	10-10	0	1	1	3	18	3	0	0	0	33
12	Spencer Collins	g	3-12	1-5	3-5	1	1	2	2	10	1	1	0	0	26
20	Jaylen Allen	g	0-3	0-2	0-0	0	2	2	1	0	1	0	1	3	22
01	Derrick Brooks		0-1	0-1	0-0	0	1	1	1	0	1	0	1	1	12
03	Fletcher Magee		4-10	3-9	3-4	1	1	2	2	14	1	1	0	0	24
15	Trevor Stumpe		0-0	0-0	0-0	0	0	0	1	0	0	0	0	0	3
33	Cameron Jackson		2-5	0-0	2-2	2	0	2	3	6	1	1	0	1	16
35	Ryan Sawvell		1-1	0-0	0-0	0	0	0	0	2	0	0	0	0	4
50	Matthew Pegram		0-0	0-0	0-0	0	1	1	1	0	0	0	1	0	6
Team						0	2	2							
Totals			19-50	6-20	19-29	5	20	25	21	63	11	5	3	7	200

FG % 1st Half: 9-25 36.0% 2nd half: 10-25 40.0% Game: 19-50 38.0% Deadball Rebounds 5
 3FG % 1st Half: 3-9 33.3% 2nd half: 3-11 27.3% Game: 6-20 30.0%
 FT % 1st Half: 8-13 61.5% 2nd half: 11-16 68.8% Game: 19-29 65.5%

Officials: Douglas Simmons, Dwayne Gladden, Rick Hartzell
 Technical fouls: Coastal Carolina-None. Wofford-None.
 Attendance: 1026

Score by periods	1st	2nd	Total
Coastal Carolina	43	28	71
Wofford	29	34	63

Points	In Paint	Off T/O	2nd Chance	Fast Break	Bench
Coastal Carolina	32	6	7	0	19
Wofford	26	19	3	0	22

Last FG - COAST 2nd-03:02, WOF 2nd-01:53.
 Largest lead - COAST by 17 1st-03:07, WOF None.
 COAST led for 39:38. WOF led for 00:00. Game was tied for 00:22.



Eric Garcia led Wofford with 18 points, including a perfect 10-for-10 mark at the free throw line. (photo credit - Mark Olencki)



QUICK FACTS

GENERAL INFORMATION

Institution.....	Wofford College
Location.....	Spartanburg, S.C.
Founded.....	1854
Enrollment.....	1,650
Nickname.....	Terriers
Colors.....	Old Gold & Black
Conference.....	Southern (SoCon)
Home Arena.....	Benjamin Johnson Arena
Capacity.....	3,500
Opened.....	Jan. 22, 1981
Record in Facility.....	314-128 (.710)
All-Time Program Record (<i>Known Results</i>) ...	1,232-1,190 (.509)
SoCon Tournament Championships.....	2010, '11, '14, '15
NCAA Tournament Appearances.....	2010, '11, '14, '15

CAMPUS ADMINISTRATION

President.....	Dr. Nayef H. Samhat
Faculty Athletic Rep.....	Dr. Jameica Hill
Athletic Director.....	Richard Johnson
Athletic Dept. Phone.....	(864) 597-4090
Mailing Address.....	429 N. Church Street, Spartanburg, S.C. 29303
College Website.....	www.wofford.edu

ATHLETIC ADMINISTRATION

Athletic Director.....	Richard Johnson
Sr. Associate AD/Development.....	Terri Lewitt
Sr. Associate AD/Sports Programs.....	Mark Line
Associate AD/Compliance/SWA.....	Elizabeth Rabb
Associate AD/Marketing.....	Lenny Mathis
Associate AD/Media Relations.....	Brent Williamson
Director of Facilities.....	Andy Kiah
Director of Video Services.....	Garrett Hall
Assistant Media Relations Director.....	Kyle Matracion
Ticket Manager.....	Shelby Taylor
Wofford IMG Sports Properties.....	Lia Carter
Internal Operations Assistant.....	Ryan Price
Terrier Club - Member Services.....	Mary Kathryn Jolly
Terrier Club - Development.....	Luke Feisal
Administrative Assistant.....	Traci Wilson
Administrative Assistant.....	Caroline Thomas
Marketing & Promotions Coordinator.....	Melissa Welch
Digital Media/Community Relations Coordinator.....	Cara Bailie
Media Relations Intern.....	Cory Smith

COACHING STAFF

Head Coach.....	Mike Young (14th Season)
Alma Mater.....	Emory & Henry, '86
Wofford Record.....	220-198 (.526)
Overall Record.....	Same
SoCon Record.....	125-102 (.551)
Associate Head Coach.....	Dustin Kerns (Sixth Season)
Alma Mater.....	Clemson, '02
Assistant Coach.....	Tim Johnson (Third Season)
Alma Mater.....	Wofford '11
Assistant Coach.....	Kevin Giltner (Third Season)
Alma Mater.....	Wofford '12
Director of Operations.....	Drew Gibson (Second Season)
Alma Mater.....	Wofford '08
Basketball Office Phone.....	864-597-4117
Basketball Office Fax.....	864-597-4112

MEDIA RELATIONS

Asst. Director / MBB Contact.....	Kyle Matracion
Office Phone.....	864-597-4092
Email.....	MatracionKM@wofford.edu
Associate AD for Media Relations.....	Brent Williamson
Email.....	WilliamsonDB@wofford.edu
Media Relations Intern.....	Cory Smith
Email.....	SmithCD2@wofford.edu
Press Row Phone.....	864-597-4487
Website.....	WoffordTerriers.com

2015-16 WOFFORD MEN'S BASKETBALL NOTES

ABOUT THE OPPONENT - VANDERBILT COMMODORES

• Vanderbilt, ranked No. 23 in the USA Today Coaches Poll, has not played since December 9 ... The Commodores have lost their last two games, falling at home against Dayton, 72-67, on December 9 and at Baylor, 69-67, on December 6 ... Vandy will be without its leading shot-blocker, 7-foot-1 Luke Kornet, who injured his knee in practice on Monday, December 7 ... Cameron Justice (groin) will also be sitting out.

• Vandy leads the SEC in scoring margin (+19.7), field goal percentage (48.5%) and field goal percentage defense (35.8%) ... Their field goal percentage defense ranks No. 8 in the NCAA ... Vandy is also top 10 in the NCAA in blocked shots, averaging 6.6 per game ... Statistically, Vanderbilt's weakest area is in steals, where it ranks 12th in the SEC and 265th in the NCAA at just 5.3 per game.

• Preseason First Team All-SEC selection Damian Jones is averaging 12.3 points ... The 7-foot center is shooting 53.8-percent from the field and is the team's leading shot blocker (17) with Kornet (22) sidelined due to injury ... Sophomore Wade Baldwin IV is the team's leading scorer, averaging 15.3 points ... Baldwin is shooting 52.3-percent with impressive marks of 50-percent (14-28) from 3-point range and 87.2-percent (34-39) from the free throw line ... Baldwin is also second on the team in assists, averaging 3.0 per contest.

• Kevin Stallings is in his 17th season at Vanderbilt and is the longest-tenured active head coach in the SEC ... Stallings has faced Wofford three times and holds a perfect 3-0 record ... Stallings is 319-209 (.604) at Vanderbilt and 442-272 (.619) in his 23rd overall season as a head coach ... Stallings has taken Vanderbilt to three NCAA Tournaments since his arrival in 1999, including the school's first SEC Tournament victory in 61 years when the Commodores defeated then-No. 1 Kentucky in the final in 2012.

EXTRAS FROM COASTAL CAROLINA

• Eric Garcia became the first Terrier to go 10-for-10 or better at the foul line since Jamar Diggs went 10-for-10 on March 7, 2010 against Western Carolina in the SoCon semifinals.

• Tristan Curtis (5-5 FG) was the first opponent to hit 5+ field goals without a miss since De'Mon Brooks went 6-for-6 on Feb. 22, 2014 for Davidson.

• Coastal shot 63.6% (7-11) from 3-pt range, the first opponent to shoot above 60% since The Citadel shot 64.3% (9-14) last January 15 to defeat Wofford in Charleston, S.C.

• Coastal shot 85.0% (17-20) in the first half, the highest shooting percentage by an opponent in a single half in Mike Young's coaching era (2002-present) ... The previous high was 80% (12-15) by Appalachian State in the second half on Dec. 7, 2009, when the Mountaineers defeated Wofford 77-76 in Spartanburg.

• Wofford's five-game winning streak against Big South opponents was snapped ... The Terriers are 11-6 against the conference since moving to Division I in 1995.

• Coastal's 71 points are the most Wofford has allowed at home since Nov. 18, 2014 in an 86-73 win over Iona.

• Coastal shot 58.5% from the field, the highest shooting percentage Wofford allowed at home since March 1, 2014, when the Terriers lost to UNCG, 73-71, allowing the Spartans to shoot 61.7%.

• Wofford committed a season-low five turnovers, while forcing Coastal Carolina into 16, the most this year by an opponent.

BEST IN THE SOCON

• Since the start of the 2009-10 season, Wofford holds an overall record of 130-81 (.616) and a Southern Conference record of 75-31 (.708) ... Both winning percentages are tops in the SoCon among current league members ... Wofford has won three SoCon regular season titles and four SoCon Tournaments in the last six seasons, representing the conference in the NCAA Tournament four times.

OVERALL

1. Wofford	130-81 (.616)
2. Mercer	136-85 (.615)
3. ETSU	110-98 (.529)

SOCON GAMES*

1. Wofford	75-31 (.708)
2. W. Carolina	59-47 (.557)
3. Chattanooga	58-48 (.547)

*SoCon games do not include Mercer, ETSU or VMI, who all joined the SoCon in 2014-15

KNOCKING 'EM DOWN

• Wofford is shooting 73.4 percent at the foul line this season (111-148), which ranks No. 55 in the NCAA ... The team record for free throw percentage in a season is 76.4 percent, set by the 1963-64 team ... The best free throw shooting team of Mike Young's head coaching era (2002-present) was the 2006-07 team, which finished the year shooting 73.6 percent (360-489) ... Earlier this season against Georgia Tech (Dec. 1), the Terriers went a perfect 12-for-12, marking their first game with no missed free throws since November 9, 2012 at Colorado.

SOUTH CAROLINA TOUR

• Wofford plays seven games this season against teams from the state of South Carolina ... In addition to the usual home-and-away games with Southern Conference foes Furman and The Citadel, Wofford plays three non-conference games against Presbyterian (Nov. 28), Clemson (Dec. 6) and Coastal Carolina (Dec. 14) ... Wofford and Coastal will met for the first time ever when the Chanticleers visited the BenJo on December 14 ... Wofford is 1-2 in these games, defeating Presbyterian, while falling to Clemson and Coastal Carolina.

NO UPSETS HERE

• Since joining the NCAA Div. I ranks for the 1995-96 season, Wofford is a perfect 52-0 when facing a non-NCAA Div. I affiliated school ... The Terriers kept their perfect streak alive on December 3, defeating NAIA Division II affiliate Kentucky Christian, 86-66, at Benjamin Johnson Arena ... The majority of those wins have come against Div. II or Div. III NCAA schools, where Wofford holds a 34-0 record ... The Terriers have one more non-Division I opponent on this year's schedule, squaring off with Tennessee Wesleyan (NAIA Div. II) January 19 in Spartanburg.



2015-16 WOFFORD MEN'S BASKETBALL NOTES

FIRST TIME IN NYC

• Wofford played its first game in program history in New York City on November 24 at Columbia ... There are 20 NCAA teams that call one of the five boroughs home and not once had Wofford played any of them, home or away ... There are seven NCAA Division I teams located in New York City - Columbia, Fordham, LIU Brooklyn, Manhattan, St. Francis Brooklyn, St. John's and Wagner.

• Though they hadn't played a game in NYC before this season, Wofford made a trip through the Big Apple for the third consecutive season ... Last year, Wofford flew in for three games in Connecticut as part of the Coaches vs. Cancer Classic and came away with three wins over Fairfield, South Dakota and Sam Houston State ... Two years ago, the Terriers came through NYC on the way to play Iona, losing that game 76-55 ... Wofford avenged the loss last season in Spartanburg, defeating the Gaels on the ESPN Tip-Off Marathon, 86-73.

HARD TO BEAT AT THE BENJO

• Over the last seven seasons, the Terriers are 63-16 (.797) on their home floor of Benjamin Johnson Arena, which is the best home record over that time span among current Southern Conference schools ... Mercer is second at 84-22 (.792), followed by Western Carolina at 62-20 (.756) ... Wofford finished the 2014-15 season 13-1 at the BenJo, setting a new program record for home wins in a season ... The previous record was 12, which happened in both the 1993-94 season (12-2) and 1991-92 season (12-0) ... The 2014-15 season also saw a new total attendance record at the BenJo of 27,030 .. The previous single-season record was 25,679 from 2001-02 ... Since the building opened in 1981, the Terriers are 314-127 (.712) at home.

RECORD AT HOME (SINCE START OF 2009-10)

2015-16: 2-1	2011-12: 11-2
2014-15: 13-1	2010-11: 8-4
2013-14: 9-4	2009-10: 11-1
2012-13: 9-3	
TOTAL: 63-16 (.797)	

ROLLING IN HOME OPENERS

• Wofford holds an impressive 19-2 record in home openers in the program's NCAA Division I era (1995-96) ... The Terriers made it five straight home-opening wins by defeating Maryland Eastern Shore in this year's edition, 73-63, on November 21 ... Wofford won 14 straight home openers from 1996-2009 before the streak was ended by Air Force in 2010 in overtime, 72-66 ... Last year, the Terriers opened at home as part of the ESPN Tip-Off Marathon, packing Benjamin Johnson Arena at 7 a.m., and defeating Iona, 86-73 ... Wofford went on to post a 13-1 mark at home last year, setting a new program record for home wins in a single season.

FIRST TIME FACING #1

• Wofford played the No. 1 team in the country for the first time in program history on November 18 at North Carolina, falling by a final of 78-58 ... Wofford was competitive the majority of the game, trailing by just five points at halftime and making it a three-point game, 50-47, on a **Jaylen Allen** bucket with 13:36 to play... Prior to that game, the Terriers had played the No. 2 team twice, falling at Wake Forest, 68-51, in 1997, followed by a New Year's Eve loss last season at Duke, 84-55 ... Wofford is 0-22 in its Division I era against teams ranked inside the AP Top 25, with its closest defeat coming in last year's NCAA Tournament to then-No. 21 Arkansas, 56-53 ... The Terriers have also had two four-point losses against Top 25 teams.

MAGEE HAS HISTORIC DEBUT

• Freshman guard **Fletcher Magee** scored a game-high 22 points in Wofford's season opener on November 13 at Mizzou ... Since 1988, Wofford's first year as an NCAA program, no player has scored more in their Terrier debut ... The game fell on Magee's 19th birthday ... Magee hit his very first shot upon entering the game, a 3-point attempt at the 15:32 mark of the first half ... He finished the game 6-of-11 from the floor, 5-of-9 from long range and 5-of-5 from the foul line, adding five rebounds, an assist and a steal in 30 minutes of action ... He became the first Terrier to score 20 points off the bench since Cameron Rundles scored 22 in the 2010 Southern Conference championship game against Appalachian State, which Wofford won, 56-51, in Charlotte.

MOST POINTS IN WOFFORD DEBUT (SINCE 1988)

1. Fletcher Magee 22 Pts (6-11 FG, 5-9 3FG, 5-5 FT) at Mizzou (Nov. 13, 2015)
2. Justin Stephens 19 Pts (5-14 FG, 2-5 3FG, 7-7 FT) at Memphis (Nov. 13, 2001)
3. Spencer Collins 16 Pts (6-15 FG, 4-8 3FG) at Colorado (Nov. 9, 2012)
4. Ian Chadwick 15 Pts (6-13 FG, 3-5 3FG) at Chattanooga (Nov. 15, 1997)

ROUGH ROAD STRETCH

• Five of Wofford's first six games were true road games, its most through the first six games of the season since 1976-77 ... That year, the Terriers played six true away games and a neutral site contest before their home opener on December 9 against Central Wesleyan ... Wofford opened this season with road games at Mizzou and then-No. 1 North Carolina ... After the home opener on November 21 against Maryland Eastern Shore, the Terriers traveled to New York to face Columbia, to Clinton to face Presbyterian and to Atlanta to battle Georgia Tech.

1,000-POINT CLUB

• Only 45 players in Wofford history have reached the 1,000-point mark ... The group is led by George Lyons with 2,521 points. James Blair, Greg O'Dell, Daddy Neal and Noah Dahlman join Lyons as the only five to eclipse 2,000 points.

• Senior **Spencer Collins** is an active member of the 1,000-point club ... He entered the 2015-16 season with 1,223 career points to rank No. 24 all-time ... Collins scored his 1,000th point on January 15, 2015 at The Citadel on a jumper with 2:57 to play.

Rk.	Player	Years	Games	Points
1.	George Lyons	1961-65	118	2,521
2.	James Blair	1979-83	119	2,269
3.	Greg O'Dell	1987-92	116	2,208
4.	Daddy Neal	1949-53	89	2,078
5.	Noah Dahlman	2007-11	128	2,013
6.	Karl Cochran	2011-15	133	1,894
7.	Buddy Hayes	1962-66	110	1,879
8.	Ian Chadwick	1997-01	109	1,789
9.	Willie Pegram	1964-68	114	1,659
10.	Wayne Rice	1983-87	113	1,593
11.	Robert Mickle	1981-85	119	1,572
12.	Don Fowler	1953-57	76	1,526
13.	Jim Littlefield	1965-69	86	1,459
14.	Stephon Blanding	1986-90	109	1,454
15.	Boyce Berry	1958-62	109	1,412
16.	Trap Hart	1956-59	101	1,401
17.	Ronnie Harris	1976-79	86	1,370
18.	Ralph Hanna	1972-76	110	1,358
19.	Spencer Collins	2012-Present	109	1,345
20.	Mike Lenzy	1999-03	116	1,333
21.	Bill Barbee	1956-60	76	1,303
22.	Seth Chadwick	1993-97	102	1,292
23.	Lee Skinner	2011-15	133	1,242
24.	Lee Nixon	1999-03	109	1,229
25.	Doug Lowe	1973-75	65	1,210
26.	Junior Salters	2006-10	122	1,196
27.	Howard Wilkerson	2002-06	103	1,195
28.	Sidney Thomas	1991-94	109	1,193
29.	Bob Waldrop	1958-63	101	1,192
30.	Shane Nichols	2005-08	82	1,176
31.	Mike Howard	1979-81	61	1,164
32.	Terry Gilyard	1993-97	103	1,096
33.	David Murphy	1970-74	117	1,089
34.	Adrian Borders	2001-05	115	1,087
35.	Collie Feemster	1974-76	61	1,074
36.	Brad Loesing	2008-12	130	1,068
37.	Matt Allen	1991-94	109	1,057
38.	Jerome Hall	1987-92	111	1,033
39.	Doug Murray	1970-72	65	1,031
40.	Drew Gibson	2004-08	112	1,027
41.	Twitty Carpenter	1954-58	46	1,025
41.	Tom Miller	1983-87	113	1,025
41.	Tyler Berg	2002-06	108	1,025
44.	Craig Templeton	1953-57	76	1,013
45.	James Moody	1976-80	95	1,010





SoCon STANDINGS

(Heading into Thursday, Dec. 17)

Team	SoCon		Overall	
	W-L	GB	W-L	Pct.
Chattanooga	0-0	--	8-2	.800
Mercer	0-0	--	8-2	.800
Samford	0-0	--	7-3	.700
The Citadel	0-0	--	7-4	.636
Furman	0-0	--	6-4	.600
ETSU	0-0	--	4-5	.444
UNCG	0-0	--	4-6	.400
Western Carolina	0-0	--	4-6	.400
VMI	0-0	--	3-6	.333
Wofford	0-0	--	3-6	.333

PRESEASON POLLS

MEDIA POLL

Team (1st-Place Votes)	Votes
1. Chattanooga (18)	266
2. Wofford (9)	250
3. Mercer	194
4. ETSU	186
5. Furman (1)	167
6. Western Carolina	157
7. Samford	114
8. UNCG	98
9. The Citadel	56
10. VMI	54

COACHES POLL

Team (1st-Place Votes)	Votes
1. Chattanooga (7)	78
2. Wofford (2)	74
3. Mercer (1)	59
4. ETSU	55
5. Furman	51
6. UNCG	42
7. Samford	34
8. Western Carolina	27
9. The Citadel	16
10. VMI	14

PRESEASON HONORS & AWARDS

PRESEASON ALL-SoCon

A.J. Merriweather, ETSU
Stephen Croone, Furman
Kayel Locke, UNCG
Tevon Saddler, UNCG
Darius Jones-Gibson, Samford
Casey Jones, Chattanooga
Justin Tuoyo, Chattanooga
QJ Peterson, VMI
Mike Brown, Western Carolina
Spencer Collins, Wofford

PRESEASON PLAYER OF THE YEAR

Casey Jones, Chattanooga

WOFFORD MEN'S BASKETBALL NOTES

YOUNG CLIMBING SoCon WINS LIST

• **Mike Young** is currently eighth in Southern Conference history in coaching victories ... Now in his 14th season at the helm, Young is 220-198 (.526), including 125-102 (.551) in SoCon play ... He is just the third coach in program history to win 200 games behind current Director of Athletics **Richard Johnson** (236-230) and all-time wins leader **Gene Alexander** (283-265) ... Young became the first head coach in Wofford's Division I era (1995-96) to win 200 games when the Terriers defeated Chattanooga, 68-64, on January 5, 2015.

RK.	COACH	SCHOOL	YEARS	WINS
1.	Bob McKilliop	Davidson	1992-2014	447
T2.	Mack McCarthy	Chattanooga	1985-97	243
T2.	Burton Shipley	Maryland	1923-47	243
4.	Bill Reinhart	George Washington	1935-42, 49-66	230
T5.	Eddie Cameron	Duke	1928-42	226
T5.	Bobby Cremins	App. St/CofC	1975-81/06-12	226
7.	Lyles Alley	Furman	1945-49, 50-66	223
8.	Mike Young	Wofford	2002-Present	220
9.	Les Robinson	The Citadel/ETSU	1974-90	213
10.	Murray Greason	Wake Forest	1935-53	205

NEVER TOO EARLY


• CBS Sports released a ranking of all 351 Division I men's basketball teams on October 13, slotting Wofford at No. 66 ... It was the highest ranking among Southern Conference teams, with East Tennessee State coming in second at No. 175 ... In the article, CBS Sports said "Go ahead and look at what Mike Young's put together with this program. The Terriers are legit. No transfers and major players (Spencer Collins, Justin Gordon) back on an NCAA Tournament team. There are always a couple of mid-majors who absolutely become top 70-good, and Wofford fits that this season." ... ESPN's Joe Lunardi released his first bracketology even earlier, August 5, projecting Wofford as a No. 14 seed and sending the Terriers to Providence, R.I. to take on No. 3 seed Villanova.

ACC/SEC CHALLENGE

• Wofford's non-conference schedule includes five teams from either the ACC or SEC ... The Terriers open the season with two of those teams, November 13 at Missouri and November 18 at North Carolina ... Two more ACC teams and one more SEC team follow, with a game at Georgia Tech on December 1, a game at Clemson (Greenville, S.C.) on December 6 and a game at Vanderbilt on December 19 ... Wofford is 3-29 against the ACC, going 1-1 last year with a win at NC State, 55-54, and a loss at Duke ... Wofford is 2-33 in the Division I era against of the SEC, with its last win coming Dec. 19, 2009 at home over South Carolina, 68-61.

A SEASON DEDICATED TO TATE

• Wofford has dedicated its 2015-16 season to **Jeremiah Tate**, who tragically died on June 22 in a drowning accident at Lake Wylie, near Charlotte, while serving as a camp counselor at YMCA Camp Thunderbird ... Tate played for the Terriers from 2013-15, appearing in 13 games ... As a freshman on February 10, 2014, he scored his first career basket against Hiwassee, also collecting rebound, a steal, two assists and a blocked shot ... Later his freshman season, Tate appeared in the NCAA Tournament against Michigan for the final few minutes ... Tate was an accounting major, a Bonner Scholar, a member of the Fellowship of Christian Athletes and the Pre-Law Society and had served on Campus Union ... In 2014-15, he was one of 251 nominees for the Allstate Good Works Team ... Tate was a graduate of Lower Richland High School, where he was president of the student body and a member of the National Honor Society ... In high school, Tate played basketball for three years and was named an Academic All-Star ... He also ran the hurdles in track, earning All-Region and All-District honors, and was All-Region and All-District in cross country, as well ... Tate was born August 6, 1995 and was the son of Frank and Carole Tate ... He was 19-years-old at the time of his death ... Every player on the Wofford men's basketball team will wear a patch on the upper-left of their jersey with the number 12 inside of a bow tie to honor Tate ... Tate wore number 12 at Wofford and was known for always sporting a bow tie.



COLLINS WEARING #12

• Senior **Spencer Collins** will wear the number 12 on his jersey this season in honor of **Jeremiah Tate** ... It is the third different number Collins has sported at Wofford ... Collins began his Terrier career wearing number 32 as both a freshman and sophomore ... Following the graduation of **Aerris Smith**, who wore number 14, Collins switched to 14 in 2014-15, the number he wore through high school.

423 STRAIGHT THREES

• Wofford has made a 3-point field goal in 423 consecutive games ... The Terriers made it 400 straight at home over ETSU (Jan. 24, 2015) ... The Terriers were last shutout Feb. 2, 2002 against VMI (0-4).



WOFFORD MEN'S BASKETBALL NOTES

LOOKING AHEAD

• Wofford inked three players in the early signing period, receiving NLI's from Nathan Hoover, Dishon Lowery and Kevin Tucker.

Nathan Hoover - 6-4 - 175 - G - Memphis, Tenn. - Arlington High School

• Hoover is a 6-4, 175-pound shooting guard from Memphis, Tennessee who currently plays for Arlington High School and Coach Don Deaton ... In the first five games this season he has scored 29 or more points in each game ... Last season he averaged 25 points per game, five rebounds per game and five assists per game ... He was named "Best of the Preps" by the Commercial Appeal and earned All-District and All-Region honors ... During his sophomore season, he averaged 15.2 points per game and shot 81-percent from the free throw line, helping his team to a region championship ... He plays AAU basketball for Team Thad.

Dishon Lowery - 6-7 - 230 - F - Peachtree City, Ga. - McIntosh High School

• Lowery is a 6-7, 230-pound power forward from Peachtree City, Georgia ... He attends McIntosh High School, where he is coached by Jason Gisele ... As a junior, he averaged 10.5 points, 11.5 rebounds and 3.3 blocks per game, leading his team to a 29-1 overall record and the Elite Eight of the state playoffs ... During his sophomore year, he scored 12.8 points per game and had 8.5 rebounds per game as the team reached the Sweet 16 ... An honor roll student, he is a member of the Student Athlete Leadership Team at McIntosh. He has a 7-foot-4 wingspan and also plays AAU basketball for Team Thad.

Kevin Tucker - 6-4 - 200 - G - Dacula, Ga. - Dacula High School

• Tucker is a 6-4, 200-pound shooting guard from Dacula, Georgia ... He plays at Dacula High School for Dr. Russell Triaga ... Last season, he averaged 18.4 points and 7.2 rebounds per game, leading his team to a 20-10 overall record and Sweet 16 appearance in the state playoffs .. He was named First Team All-Region, First Team All-Gwinnett County, and received All-State honorable mention ... During his sophomore year, he scored 16.2 points per game and had 6.3 rebounds per game to be named First Team All-Gwinnett County ... He currently has 1,466 career points and should finish his career as Dacula's all-time scoring leader and second in Gwinnett County history ... He also plays AAU basketball for the Atlanta Xpress.

TERRIERS TABBED 2ND IN PRESEASON POLLS

• Wofford was picked to finish second in both the Southern Conference Preseason Coaches Poll and Media Poll ... The Terriers went 16-2 in conference play last year to win the regular season title, but are now without 2014-15 SoCon Player of the Year **Karl Cochran** and 2015 SoCon Tournament MVP **Lee Skinner** ... Chattanooga was picked first in both polls after finishing second (15-3) last season.

NCAA TOURNAMENT FIXTURE

• Wofford is one of 43 schools to have earned an NCAA Tournament bid in four of the last six seasons ... The Terriers are just one of 10 schools on that list from a non-power conference (excludes the ACC, American, Big East, Big Ten, Big XII, Pac-12, SEC) ... Other non-power conference teams include Belmont, BYU, Gonzaga, Harvard, New Mexico, New Mexico State, San Diego St, UNLV and VCU.

IT'S ALL ABOUT DEFENSE

• Wofford's defense ranked No. 19 in the NCAA in points allowed per game (59.7) last year ... The Terrier defense really came on over an 11-game stretch from Jan. 17 - Feb. 21 ... During the stretch, the Terriers went 10-1 and held opponents to an average of 54.1 points and 37.2 percent shooting ... Wofford's defense was a handful for the opposition all season, holding 29 of 35 opponents below their season average.

YOUNG INDUCTED

• Head coach **Mike Young** was inducted to both the Radford High School Hall of Fame and Emory & Henry College Sports Hall of Fame over the summer ... Young is a 1986 graduate of Emory & Henry and played four years of basketball for legendary coach Bob Johnson.

SUPERLATIVES

DOUBLE-DOUBLES

(Career total in parentheses)

Spencer Collins..... 0 (1)

DOUBLE-FIGURE SCORING

(Career total in parentheses)

Spencer Collins..... 8 (80)

Justin Gordon..... 7 (17)

Fletcher Magee..... 6 (6)

Eric Garcia..... 3 (20)

Jaylen Allen..... 1 (19)

Trevor Stumpe..... 1 (1)

DOUBLE-FIGURE REBOUNDS

(Career total in parentheses)

None...

GAME LEADERS

(The number of times a Terrier has led the team in each category, including ties)

SCORING

Spencer Collins..... 3

Justin Gordon..... 3

Jaylen Allen..... 1

Eric Garcia..... 1

Fletcher Magee..... 1

REBOUNDS

C.J. Neumann..... 6

Justin Gordon..... 3

Cameron Jackson..... 2

Fletcher Magee..... 1

ASSISTS

Eric Garcia..... 5

Spencer Collins..... 3

Justin Gordon..... 2

BLOCKS

Matthew Pegram..... 4

C.J. Neumann..... 3

Cameron Jackson..... 2

Justin Gordon..... 2

Jaylen Allen..... 1

Derrick Brooks..... 1

Ryan Sawvell..... 1

STEALS

Spencer Collins..... 5

C.J. Neumann..... 4

Justin Gordon..... 3

Cameron Jackson..... 3

Jaylen Allen..... 2

Eric Garcia..... 2

Fletcher Magee..... 2

Derrick Brooks..... 1

APPROACHING CAREER RECORDS

Points

1. George Lyons (1962-65) 2,521

...

16. Trap Hart (1957-60) 1,401

17. Ronnie Harris (1977-79) 1,370

18. Ralph Hanna (1973-76) 1,358

19. **Spencer Collins (2012-pres.) 1,345**

20. Mike Lenzly (2000-03) 1,333

Field Goals Attempted

1. Karl Cochran (2011-15)* 1,814

...

8. Daddy Neal (1950-53) 1,153

9. Lee Nixon (2000-03) 1,121

10. **Spencer Collins (2012-pres.) 1,104**

11. Don Fowler (1954-57) 1,087

3-Point FG Percentage

(Min. 100 Att.)

1. Donald Nance (1987-90) .433 (140-323)

2. Greg O'Dell (1988-92) .419 (229-552)

3. Shane Nichols (2005-08)* .409 (244-596)

4. **Eric Garcia (2013-Pres.) .401 (89-222)**

5. Seth Chadwick (1994-97) .395 (251-636)

6. Cameron Rundles (2009-11) .395 (103-261)

Free Throw Percentage

(Min. 100 Att.)

1. Bill Barbee (1957-60) .861 (210-244)

...

10. Ian Chadwick (1997-01) .780 (352-451)

Spencer Collins (2012-) .765 (303-396)

Free Throws Made

1. James Blair (1980-83) 515

...

T9. Buddy Hayes (1963-66) 316

T9. Lee Skinner (2011-15) 316

Spencer Collins (2012-pres.) 303

Games Started

1. Brad Loesing (2008-12)* 130

2. Karl Cochran (2011-15) 112

3. Greg O'Dell (1988-92) 111

4. **Spencer Collins (2012-pres.) 109**

5. Sidney Thomas (1991-94) 108

*Denotes Div. I leader



MID-MAJOR TOP 25

COLLEGEINSIDER.COM

(Updated Monday, December 14)

Rk.	Team	Record	Points	Previous
1.	Gonzaga (23)	6-3	724	1
2.	Little Rock (4)	8-0	705	7
3.	Valparaiso (2)	9-2	687	3
4.	Saint Mary's (1)	6-1	645	2
5.	Chattanooga	8-2	580	10
6.	Northern Iowa	6-3	568	4
7.	Evansville	8-2	558	5
8.	Monmouth	6-3	540	8
9.	Wichita State (1)	5-4	479	9
10.	BYU	6-3	473	6
11.	Belmont	6-4	431	11
12.	Akron	7-2	395	12
13.	South Dakota State	9-1	366	19
14.	UT Arlington	8-2	353	17
15.	Oakland	6-3	295	15
16.	Stephen F. Austin	6-3	288	16
17.	Southern Illinois	9-2	227	13
18.	UC Irvine	7-3	225	14
19.	Mercer	8-1	202	20
20.	Western Illinois	7-2	151	18
21.	Milwaukee	8-2	132	NR
22.	North Florida	7-4	101	23
23.	Hofstra	6-3	75	22
24.	College of Charleston	7-2	74	NR
25.	Northeastern	7-3	69	24

Others Receiving Votes: James Madison 58, Kent State 56, Iona 55, Oral Roberts 51, Hawaii 42, William & Mary 38, Navy 29, Albany 27, Georgia State 25, Grand Canyon 23, Montana 23, UNC Wilmington 23, Weber State 23, Cal Poly 22, Saint Peter's 22, Stony Brook 20, Detroit 20, Army 19, Southern 19, Bucknell 18, High Point 18, Northern Illinois 17, Princeton 14, Central Michigan 12, Yale 12, Siena 10, UL Lafayette 8, Toledo 6, Ball State 5, Columbia 4, NJIT 4, Sacramento State 4, Long Beach State 2, Murray State 2, Texas A&M Corpus Christi 1.

Voting Panel: Casey Alexander (Lipscomb), Roman Banks (Southern), Randy Bennett (Saint Mary's), Horace Broadnax (Savannah State), Will Brown (Albany), Jamion Christian (Mount St. Mary's), Jon Coffman (IPFW), Jim Engles (NJIT), James Fox (Appalachian State), Tyler Geving (Portland State), Derrin Hansen (Nebraska-Omaha), Steve Hawkins (Western Michigan), B.J. Hill (Northern Colorado), Jason Hooten (Sam Houston State), James Jones (Yale), Mike Jones (Radford), Robert Jones (Norfolk State), Greg Kampe (Oakland), Danny Kaspar (Texas State), Tod Kowalczyk (Toledo), Greg Lansing (Indiana State), Jim Les (UC Davis), Dan Majerle (Grand Canyon), Gregg Marshall (Wichita State), Bob Marlin (UL-Lafayette), Ritchie McKay (Liberty), Niko Medved (Furman), Rob O'Driscoll (James Madison), Jimmy Patsos (Siena), G.G. Smith (Loyola), Jay Spoonhour (Eastern Illinois).

Note: The Mid-Major Poll is made up of teams from the following conferences: America East, Atlantic Sun, Big Sky, Big South, Big West, Colonial, Horizon, Independents, Ivy, Metro Atlantic, Mid-American, Mid-Eastern, Missouri Valley, Northeast, Ohio Valley, Patriot, Southern, Southland, Southwestern, Summit, Sun Belt, West Coast, Western Athletic.

WOFFORD MEN'S BASKETBALL NOTES

COCHRAN SELECTED IN NBA D-LEAGUE DRAFT

• **Karl Cochran** (2011-15) was selected as the 48th overall pick in the 2015 NBA D-League Draft in late October ... Cochran was taken as the 10th pick of the third round by the Rio Grande Valley Vipers and is the first Wofford Terrier to be selected in the draft ... The NBA D-League was founded in 2001 and the Vipers, an affiliate of the Houston Rockets, were founded in 2007 ... Cochran was the 2014-15 Southern Conference Player of the Year and finished the season as the only player in the country to lead his team in points, rebounds, assists, blocks and steals (*cont.*) The native of Marietta, Georgia, put his name in the record books as Wofford's Division I leader in steals and all-time leader in 3-point field goals made ... Cochran also ended his Terrier career with 1,894 points, sixth all-time and second among players from the Division I era.

THE 2014-15 SEASON - ONE TO REMEMBER

• Wofford is coming off its most successful seasons in program history, going 28-7 (.800) overall with a 16-2 record in Southern Conference play ... The Terriers were Southern Conference Regular Season Champions, Southern Conference Tournament Champions and went to the NCAA Tournament as a No. 12 seed in the West Region ... The regular season title was the program's third (2009-10, 2010-11, 2014-15), while the tournament crown and NCAA appearance were each the fourth (2010, 2011, 2014, 2015) ... New school records were set for wins (28), regular season wins (25) and Southern Conference wins (16), breaking the previous records that were each held by the 2009-10 team ... Wofford finished No. 49 in the final NCAA RPI and received votes in the postseason edition of the AP Top 25, marking just the second time in program history the Terriers received votes.

#WoCo3D

• The Wofford men's basketball team uses the hashtag #WoCo3D on social media platforms ... "WoCo" stands for "Wofford College" ... "3D" stands for "Discipline, Dedication & Determination," three things that Coach Young and the Wofford staff want to instill in every member of the team.

#CONQUERANDPREVAIL

• Many Wofford affiliated social media accounts use the hashtag #ConquerAndPrevail" ... "Conquer and Prevail" is the sixth line of the Wofford College alma mater and is used by the college's athletic programs as a rallying cry.

LAST YEAR'S GRADUATES

• **Karl Cochran, Lee Skinner** and **John Swinton** departed the program as graduates of Wofford College this past May ... Together, the class led Wofford to an 80-53 (.602) overall record from 2011-15, as well as a 46-24 (.657) mark in Southern Conference games ... In that span, Wofford won back-to-back SoCon Tournament championships (2014, 2015) and the 2014-15 SoCon regular season title ... The Terriers also made three postseason appearances, earning a trip to the NCAA Tournament in both 2014 and 2015, as well as a trip to the CBI after a 19-14 campaign in 2011-12 ... Cochran, Skinner & Swinton combined for 3,332 points, 1,685 rebounds and 710 assists in their careers ... Cochran ended his career No. 6 at the school's all-time scoring list and No. 2 in the Division I era with 1,894 points ... Skinner is No. 22 in career points with 1,242, as well as No. 11 in career rebounds with 910 ... This past season, Cochran and Skinner won numerous awards ... Cochran was an AP All-America Honorable Mention and SoCon Player of the Year to name a few ... Skinner was the recipient of the SoCon Tournament's Most Outstanding Player award.

GOLD ACADEMIC STANDARD

While getting the job done on the court, the Terriers have also been excelling in the classroom ... In the latest NCAA Graduation Success Rate report released in November, Wofford had nine of 14 teams post a score of 100 ... Wofford's men's basketball team posted a perfect 100, and was one of three Southern Conference men's basketball teams to do so (Furman, Samford).

SMALL WORLD

• Wofford is currently the third-smallest school in NCAA Division I with an enrollment of 1,650 students ... The smallest school is Presbyterian College at 1,300 ... Fellow Southern Conference member VMI is the second-smallest at 1,559.

ABOUT WOFFORD

Wofford College, established in 1854, is an independent liberal arts college in Spartanburg, S.C. ... Wofford ranks in the top five nationally in the percentage of undergraduates receiving credit for study abroad ... Home to one of the nation's 276 Phi Beta Kappa chapters, Wofford's historic 170-acre campus is recognized as a national arboretum ... Affiliated with the United Methodist Church, the college is committed to quintessential undergraduate education within the context of values-based inquiry.



WOFFORD MEN'S BASKETBALL NOTES

JERRY RICHARDSON INDOOR STADIUM

• Wofford College announced last fall, Nov. 17, its plans to build the Jerry Richardson Indoor Stadium to house a new basketball/volleyball arena, locker rooms and other facilities ... The facility will be adjacent to the north end of Gibbs Stadium, where the Terriers play football ... Wofford alumnus and trustee **Jerry Richardson** '59 (Owner/Founder of the Carolina Panthers) provided the gift to fund the 92,000-square-foot facility that will include a 3,400-seat basketball arena and a 500-seat volleyball competition venue ... The facility will replace Benjamin Johnson Arena, which will continue to be used as a first-rate facility for intramural and campus recreational activities ... Construction on the new facility begins in the fall of 2015 with the opening date slated for September 2017 ... A groundbreaking ceremony was held on October 20.



TRACKING THE OPPONENTS

(Records and RPIs entering Thursday, Dec. 17)

Date	Opponent	Record	Result	RPI
Nov. 13	at Mizzou ^	5-4	L, 73-84	96
Nov. 18	at North Carolina ^	8-2	L, 58-78	2
Nov. 21	UMES ^	1-9, 0-2 MEAC	W, 73-63	303
Nov. 24	at Columbia ^	8-5	L, 59-70	213
Nov. 28	at Presbyterian	4-6, 0-2 Big South	W, 68-58	349
Dec. 1	at Georgia Tech	7-2	L, 61-77	57
Dec. 3	Kentucky Christian	3-8, 1-0 A.I.I.	W, 86-66	N/A
Dec. 6	at Clemson	7-3	L, 51-66	261
Dec. 14	Coastal Carolina	6-4, 1-1 Big South	L, 63-71	112
Dec. 19	at Vanderbilt	6-3	TBD	39
Dec. 22	at Austin Peay	4-7	TBD	182
Dec. 31	at Harvard	3-6	TBD	224
Jan. 2	UNCG *	4-6	TBD	314
Jan. 5	at VMI *	3-6	TBD	281
Jan. 9	Samford *	7-3	TBD	148
Jan. 11	Chattanooga *	8-2	TBD	16
Jan. 14	at The Citadel *	7-4	TBD	244
Jan. 16	at Mercer *	8-2	TBD	85
Jan. 19	Tenn. Wesleyan	8-1, 5-1 AAC	TBD	N/A
Jan. 23	at Furman *	6-4	TBD	315
Jan. 28	ETSU *	4-5	TBD	178
Jan. 30	Western Carolina *	4-6	TBD	142
Feb. 4	at Chattanooga *	8-2	TBD	16
Feb. 6	at Samford *	7-3	TBD	148
Feb. 8	VMI *	3-6	TBD	281
Feb. 11	Mercer *	8-2	TBD	85
Feb. 13	The Citadel *	7-4	TBD	244
Feb. 15	at UNCG *	4-6	TBD	314
Feb. 20	Furman *	6-4	TBD	315
Feb. 25	at Western Carolina *	4-6	TBD	142
Feb. 27	at ETSU *	4-5	TBD	178
Mar. 4	SoCon Opening Round			-
Mar. 5	SoCon Quarterfinals			-
Mar. 6	SoCon Semifinals			-
Mar. 7	SoCon Championship Final			-

^ CBE Hall of Fame Classic

* Southern Conference Game

NCAA STATISTICAL RANKINGS

(Individual Statistical Leaders - Terriers inside top 150 listed)

Individual Category	Value	Player - Ranking
Assist/Turnover Ratio	3.88	Eric Garcia - 18th



2016 SOUTHERN CONFERENCE TOURNAMENT

**2016 Southern Conference
Men's Basketball Championship**
presented by General Shale

MARCH 4-7 • U.S. CELLULAR CENTER • ASHEVILLE, N.C.

**FRIDAY
MARCH 4**

**SATURDAY
MARCH 5**

**SUNDAY
MARCH 6**

**MONDAY
MARCH 7**



No. 8 Seed

Session 1, Game 1
March 4, 5 p.m.



No. 9 Seed

Session 2, Game 3
March 5, 12 p.m.



No. 1 Seed

No. 4 Seed

Session 2, Game 4
March 5, 2:30 p.m.



No. 5 Seed



Session 4, Game 7
March 6, 5 p.m.

CHAMPIONSHIP GAME
Session 5, Game 9
March 7, 9 p.m.



No. 7 Seed

Session 1, Game 2
March 4, 7:30 p.m.



No. 10 Seed

Session 3, Game 5
March 5, 6 p.m.



No. 2 Seed

No. 3 Seed

Session 3, Game 6
March 5, 8:30 p.m.



No. 6 Seed



Session 4, Game 8
March 6, 7:30 p.m.



PRESENTED BY: **General Shale**





MIKE YOUNG

HEAD COACH • 14TH SEASON
27TH SEASON OVERALL
EMORY AND HENRY '86

Mike Young is in his 14th season as head coach and 27th season on the Wofford men's basketball staff overall in 2015-16. He has built the Wofford College men's basketball program into a Southern Conference powerhouse and NCAA Tournament fixture.

With Southern Conference Tournament Championships in 2010, 2011, 2014 and 2015, Wofford is one of 43 programs nationally to reach the NCAA Tournament at least four times in the last six seasons. The Terriers are also one of just four programs to win their conference tournament four of the last six years. Young's teams have totaled five postseason appearances and four 20-win campaigns in that span.

Entering this season, Young boasted a record of 217-192 (.531), including 125-102 (.551) in Southern Conference play. Young's 217 wins ranked eighth in Southern Conference history, as well as third in school history. Young, current Director of Athletics Richard Johnson (236) and the late Gene Alexander (283) are the only three Terrier coaches to record over 200 wins.

A three-time SoCon Coach of the Year (2010, 2014, 2015), Young has also received national recognition as the Hugh Durham National Mid-Major Coach of the Year by Collegelinsider.com. During his distinguished tenure, Young has seen many Terriers go on to play professionally. He has coached Olympian Mike Lenzly, All-American Noah Dahlman, Academic All-American Brad Loesing and 16 All-SoCon selections.

Under Young's leadership, the Terriers' resume includes impressive non-conference wins over the likes of Auburn, Cincinnati, Clemson, Georgia, North Carolina State, Purdue, South Carolina, Virginia Tech, Xavier and Wake Forest. Young believes in playing the best competition. A recent Wofford non-conference schedule was ranked as the most difficult in the nation by the RPI and Sagarin Ratings.

The success Young has achieved on the court has complemented his emphasis on academics. Young's program has a 100-percent graduation rate for student-athletes who have completed their eligibility at Wofford.

One of the defining characteristics of Young's program is the family atmosphere, evidenced by current assistant coaches Tim Johnson and Kevin Giltner both of whom wore the Terrier uniform. Director of Basketball Operations, Drew Gibson, is also a former Wofford student-athlete. Young has seen a total of six players remain in the program, after their playing days, as members of his staff.

The last six seasons have seen Wofford emerge as a dominant program in the Southern Conference. This 2014-15 campaign was the best yet. The Terriers went 28-7 overall, 16-2 SoCon, en route to an outright Southern Conference Regular Season Championship, fourth SoCon Tournament Championship and fourth NCAA Tournament appearance. New program records for wins and conference wins were set, with a schedule that ranked 26th in the country in non-conference strength. The non-conference slate saw the Terriers make trips to Stanford, as well as three 2015 NCAA Sweet 16 teams in West Virginia, Duke and NC State. Wofford took a 55-54 win over the Wolfpack on December 14, which was NC State's first loss in their historic home since the 1999 NIT. The Terriers won eight straight games en route to the SoCon Tournament title,

including victories in 14 of their last 15 games. Young was named SoCon Coach of the Year for a third time and saw senior Karl Cochran named SoCon Player of the Year. Senior Lee Skinner was also an all-conference selection and named SoCon Tournament Most Outstanding Player. Wofford earned its highest seed in school history in the 2015 NCAA Tournament, going to Jacksonville, Florida as the No. 12 seed in the West Region to take on No. 5 seed Arkansas. The Terriers led 28-27 at the half, outrebounded Arkansas 37-35 and led for over half the game before the Razorbacks edged out the Terriers, 56-53.

Prior to assuming the head coaching reins at Wofford, Young was an assistant coach to current athletics director Richard Johnson. Young's 217 victories rank third on the Terriers' all-time win list. His impact as a head coach was seen immediately. In his first season in charge, Young led the Terriers to their best record in eight seasons on the Division I level and a third-place finish in the SoCon South Division after Wofford was predicted to finish sixth.

Young's time at Wofford has spanned four decades and covered the Terriers moving from NCAA Division II to Division I Independent in 1995-96 and to the Southern Conference in 1997-98. He was promoted to associate head coach in August 1998. Young has been on the Wofford bench for 766 contests over the past 26 seasons.

It's all about the student-athlete experience for Young. Every player means the world to him, and it's not just those 16 All-SoCon selections, Noah Dahlman (2010-11), and Karl Cochran (2014-15) have been SoCon Players of the Year, while Dahlman was the SoCon Tournament's Most Outstanding Performer in back-to-back seasons (2010, 2011). Cochran received the honor in 2014, followed by Lee Skinner in 2015.

Young's influence on incoming players has been seen with seven Terriers appearing on the All-SoCon Freshman Team (Berg, Loesing, Cochran, Justin Stephens, Spencer Collins, Eric Garcia). Cochran (2011-12) was SoCon Freshman of the Year.

A native of Radford, Va., Young came to Wofford after serving as a graduate assistant for one year under Oliver Purnell at Radford University. A 1986 graduate of Emory & Henry College, he was a four-year letterman in basketball for coach Bob Johnson and the team captain his junior and senior seasons. He credits Johnson for having a major influence on his playing and coaching careers.

Upon his graduation, Young became a full-time assistant coach for two years at Emory & Henry before moving on to Radford. Another mentor in his coaching philosophies is Fletcher Arritt, longtime coach of Fork Union (Va.) Military Academy. Young played one season for him before attending Emory and Henry. In the summer of 2015, Young was inducted into the Emory & Henry College Sports Hall of Fame, as well as the Radford High School Hall of Fame.

Young and his wife, Margaret, were married on Aug. 13, 1994 in her hometown of Camden, S.C. She is a 1992 Wofford graduate and a partner with PricewaterhouseCoopers LLP. The couple has a daughter, Cooper, and a son, Davis.

Air Force..... 1-1	Tennessee..... 0-2
Alabama..... 0-1	Tennessee Wesleyan..... 0-0
Appalachian State..... 10-8	Texas..... 0-1
Arkansas..... 0-2	Texas Pan-American..... 1-0
Auburn..... 1-2	Texas Southern..... 1-0
Austin Peay..... 0-0	Toccoa Falls..... 5-0
Ball State..... 1-1	Tulane..... 1-1
Bethune-Cookman..... 1-0	UMKC..... 0-1
Bluefield..... 1-0	UNC Asheville..... 2-0
Bradley..... 1-1	UNC Greensboro..... 16-6
BYU..... 0-1	UNC Wilmington..... 0-1
Charleston Southern..... 3-1	Union..... 3-0
Charlotte..... 0-1	USC Upstate..... 1-0
Chattanooga..... 9-11	Vanderbilt..... 0-1
Cincinnati..... 1-0	Virginia..... 0-1
The Citadel..... 21-6	VCU..... 0-2
Clemson..... 0-7	Virginia Intermont..... 1-0
Coastal Carolina..... 0-1	Virginia-Wise..... 3-0
College of Charleston..... 6-16	VMI..... 3-0
Colorado..... 0-1	Virginia..... 0-1
Columbia..... 0-1	Virginia Tech..... 1-0
Cornell..... 0-1	Wake Forest..... 1-0
Davidson..... 6-18	Webber International..... 1-0
Dayton..... 0-2	West Virginia..... 0-3
Duke..... 0-1	WV Wesleyan..... 2-0
East Carolina..... 0-2	Western Carolina..... 13-11
East Tennessee State..... 3-3	William & Mary..... 0-2
Elon..... 9-8	Winthrop..... 2-0
Emmanuel..... 2-0	Wisconsin..... 0-3
Emory & Henry..... 2-0	
Erskine..... 2-0	
Fairfield..... 1-0	
Fairleigh Dickinson..... 1-0	
Florida A&M..... 0-1	
Florida National..... 1-0	
Furman..... 17-10	
Gardner-Webb..... 2-0	
George Mason..... 1-0	
Georgetown..... 0-1	
Georgia..... 1-4	
Georgia Southern..... 14-12	
Georgia Tech..... 0-1	
Hampton..... 1-0	
Harvard..... 0-0	
Hiwassee..... 1-0	
High Point..... 2-2	
Illinois..... 0-1	
Iona..... 1-1	
Jacksonville..... 2-0	
Jacksonville State..... 2-0	
James Madison..... 0-1	
Johnson & Wales (NC)..... 1-0	
Kent State..... 0-1	
Kentucky Christian..... 1-0	
King..... 2-0	
Lees-McRae..... 2-0	
Lynchburg..... 1-0	
MD Eastern Shore..... 1-0	
Mercer..... 2-0	
Miami (Fla.)..... 0-2	
Michigan..... 0-2	
Michigan State..... 0-1	
Milligan..... 1-0	
Minnesota..... 0-3	
Missouri..... 0-1	
Navy..... 1-1	
North Carolina..... 0-1	
North Carolina State..... 1-2	
Notre Dame..... 0-1	
Ohio..... 0-1	
Ohio Valley..... 1-0	
Pittsburgh..... 0-2	
Prairie View A&M..... 1-0	
Presbyterian..... 2-0	
Purdue..... 1-1	
Richmond..... 0-1	
Saint Louis..... 0-1	
Sam Houston State..... 1-0	
Samford..... 9-2	
Santa Clara..... 1-0	
Seattle..... 1-0	
South Carolina..... 1-6	
South Dakota..... 1-0	
Southern University..... 1-0	
Stanford..... 0-1	

*2015-16 opponents in **Bold**

YOUNG YEAR-BY-YEAR

YEAR	RECORD	SoCON	SoCON FINISH	SoCON TOURNEY	POSTSEASON	ROUND
2002-03	14-15	8-8	T-3rd (South)	Quarterfinals		
2003-04	9-20	4-12	5th (South)	Quarterfinals		
2004-05	14-14	7-9	5th (South)	First Round		
2005-06	11-18	6-9	5th (South)	First Round		
2006-07	10-20	5-13	5th (South)	First Round		
2007-08	16-16	8-12	4th (South)	Quarterfinals		
2008-09	16-14	12-8	4th (South)	First Round		
2009-10	26-9	15-3	1st (South)	Champion	NCAA	Round of 64
2010-11	21-13	14-4	T-1st (South)	Champion	NCAA	Round of 64
2011-12	19-14	12-6	T-2nd (South)	Quarterfinals	CBI	Round of 16
2012-13	13-19	7-11	T-3rd (South)	First Round		
2013-14	20-13	11-5	T-3rd	Champion	NCAA	Round of 64
2014-15	28-7	16-2	1st	Champion	NCAA	Round of 64
2015-16	3-6	0-0				

CAREER TOTAL: 220-198 (.526) SoCON TOTAL: 125-102 (.551)

SoCON CHAMPIONS 2009-10, 2010-11, 2014-15
SoCON TOURNAMENT CHAMPIONS 2010, 2011, 2014, 2015



NCAA TOURNAMENT 2010, 2011, 2014, 2015
WOFFORD MEN'S BASKETBALL • WOFFORDTERRIERS.COM



#1 DERRICK BROOKS

G • 6-2 • 195 • SO
HINESVILLE, GA. • BARTOW HIGH SCHOOL (FLA.)
MAJOR: UNDECLARED

RECENT NOTES

- › Has five assists to just two turnovers over his last three games. Prior to that, had two assists and 10 turnovers in his first six games.
- › Has a rebound in seven straight games.
- › Has not scored since Nov. 28 against Presbyterian.

2015-16 OUTLOOK

- › Brooks primarily plays the point and will be relied upon for valuable minutes off the bench. Last season, John Swinton got most of the minutes off the bench for starting point guard Eric Garcia, especially during the second half of the season. Swinton graduated in May, so now its Brooks who is in line to fill in the void.
- › Brooks played in 32 of 35 games as a freshman. He and Cameron Jackson tied for the most games played of Wofford's freshman class.
- › Brooks' best game of his freshman season came December 6, scoring a career-high 13 points on 5-of-7 shooting in 17 minutes played against Florida National.

2015-16 GAME-BY-GAME

Opponent	Date	gs	min	Total		3-Pointers		Free throws		Rebounds				pf	a	t/o	blk	stl	pts	avg
				fg-fga	pct	3fg-fga	pct	ft-fa	pct	off	def	tot	avg							
at Mizzou	11/13/15	8		0-1	.000	0-0	.000	0-0	.000	0	1	1	1.0	0	1	2	0	0	0	0.0
at North Carolina	11/18/15	11		0-1	.000	0-0	.000	0-0	.000	0	0	0	0.5	1	0	2	0	0	0	0.0
UMES	11/21/15	9		0-1	.000	0-0	.000	0-0	.000	0	3	3	1.3	3	1	2	1	1	0	0.0
at Columbia	11/24/15	15		2-3	.667	1-1	1.000	0-0	.000	0	1	1	1.3	1	0	2	0	0	5	1.3
at Presbyterian	11/28/15	8		1-2	.500	0-0	.000	0-0	.000	0	2	2	1.4	0	0	1	0	1	2	1.4
at Georgia Tech	12/1/15	14		0-0	.000	0-0	.000	0-0	.000	0	1	1	1.3	0	0	1	0	0	0	1.2
KENTUCKY CHRISTIAN	12/3/15	13		0-2	.000	0-1	.000	0-0	.000	0	1	1	1.3	0	2	1	0	0	0	1.0
at Clemson	12/6/15	12		0-0	.000	0-0	.000	0-0	.000	0	1	1	1.3	1	2	1	0	0	0	0.9
COASTAL CAROLINA	12/14/15	12		0-1	.000	0-1	.000	0-0	.000	0	1	1	1.2	1	1	0	1	1	0	0.8
Totals		0	102	3-11	.273	1-3	.333	0-0	.000	0	11	11	1.2	7	7	12	2	3	7	0.8

Games played: 9
 Minutes/game: 11.3
 Points/game: 0.8
 FG Pct: 27.3
 3FG Pct: 33.3

Rebounds/game: 1.2
 Assists/game: 0.8
 Turnovers/game: 1.3
 Assist/turnover ratio: 0.6
 Steals/game: 0.3
 Blocks/game: 0.2

SEASON HIGHS


CAREER HIGHS

Points	5 - at Columbia (Nov. 24)	13 - vs. Florida National (Dec. 6, 2014)
FG Made	2 - at Columbia (Nov. 24)	5 - vs. Florida National (Dec. 6, 2014)
FG Attempts	3 - at Columbia (Nov. 24)	7 - vs. Florida National (Dec. 6, 2014)
FG% (min. 5 made)	N/A	71.4% - vs. Florida National (Dec. 6, 2014)
3FG Made	1 - at Columbia (Nov. 24)	1 (2x) - Last at W. Carolina (Feb. 14, 2015)
3FG Attempts	1 (3x) - Last vs. Coastal Carolina (Dec. 14)	2 (2x) - Last Last at W. Carolina (Feb. 14, 2015)
3FG% (min. 3 made)	N/A	N/A
FT Made	0	2 (2x) - Last at VMI (Feb. 7, 2015)
FT Attempts	0	4 - vs. Florida National (Dec. 6, 2014)
FT% (min. 5 made)	N/A	N/A
Rebounds	3 - vs. MD Eastern Shore (Nov. 21)	4 - vs. Furman (Jan. 22, 2015)
Assists	2 (2x) - Last at Clemson (Dec. 6)	3 - vs. Samford (Jan. 10, 2015)
Steals	1 (3x) - Last vs. Coastal Carolina (Dec. 14)	2 - vs. VMI (Jan. 8, 2015)
Blocks	1 (2x) - Last vs. Coastal Carolina (Dec. 14)	1 (5x) - Last vs. Coastal Carolina (Dec. 14, 2015)
Minutes	15 - at Columbia (Nov. 24)	22 - vs. Samford (Jan. 10, 2015)

CAREER YEAR-BY-YEAR

Season	gp-gs	min/avg	Total		3-Point		F-Throws		Rebounds				Scoring							
			fg-fga	pct	fg-fga	pct	ft-fa	pct	off	def	tot	avg	pf	fo	ast	to	blk	stl	pts	avg
2014-15	32-0	304/9.5	18-50	.360	2-11	.182	7-18	.389	1	30	31	1.0	25	0	23	28	3	8	45	1.4
2015-16	9-0	102/11.3	3-11	.273	1-3	.333	0-0	.000	0	11	11	1.2	7	0	7	12	2	3	7	0.8
TOTAL	41-0	406/9.9	21-61	.344	3-14	.214	7-18	.389	1	41	42	1.0	32	0	30	40	5	11	52	1.3





#2 JIMMY JENT

G • 6-4 • 185 • FR
SACRAMENTO, CALIF. • FORK UNION MILITARY ACAD.
MAJOR: UNDECLARED

2015-16 GAME-BY-GAME

Opponent	Date	gs	min	Total		3-Pointers		Free throws		Rebounds				pf	a	t/o	blk	stl	pts	avg
				fg-fga	pct	3fg-fga	pct	ft-fa	pct	off	def	tot	avg							
at Mizzou	11/13/15	dnp	-	-	-	-	-	-	-	-	-	-	-	-	-	-	-	-	-	-
at North Carolina	11/18/15	1	0-0	.000	0-0	.000	0-0	.000	0	0	0	0.0	0	0	0	0	0	0	0	0.0
UMES	11/21/15	dnp	-	-	-	-	-	-	-	-	-	-	-	-	-	-	-	-	-	-
at Columbia	11/24/15	dnp	-	-	-	-	-	-	-	-	-	-	-	-	-	-	-	-	-	-
at Presbyterian	11/28/15	dnp	-	-	-	-	-	-	-	-	-	-	-	-	-	-	-	-	-	-
at Georgia Tech	12/1/15	dnp	-	-	-	-	-	-	-	-	-	-	-	-	-	-	-	-	-	-
KENTUCKY CHRISTIAN	12/3/15	3	0-1	.000	0-1	.000	0-0	.000	0	0	0	0.0	0	0	1	0	0	0	0	0.0
at Clemson	12/6/15	dnp	-	-	-	-	-	-	-	-	-	-	-	-	-	-	-	-	-	-
COASTAL CAROLINA	12/14/15	dnp	-	-	-	-	-	-	-	-	-	-	-	-	-	-	-	-	-	-
Totals		0	4	0-1	.000	0-1	.000	0-0	.000	0	0	0	0.0	0	0	1	0	0	0	0.0

Games played: 2
 Minutes/game: 2.0
 FG Pct: 0.0
 3FG Pct: 0.0

Turnovers/game: 0.5

BASKETBALL BLOOD

› Jent's father, Chris, is currently the head coach of the Bakersfield Jam of the NBA D-League. Chris Jent had a brief NBA career, playing 14 games for the Houston Rockets in 1994 and three games for the New York Knicks in 1996. Eleven of Jent's 14 games with the Rockets in '94 came in the NBA Playoffs and he earned a championship ring. Jent was also the interim head coach of the Orlando Magic for the final 18 games of the 2004-05 season and has been an assistant coach for Ohio State, the Sacramento Kings, the Cleveland Cavaliers and the Philadelphia 76ers.

PRIOR TO WOFFORD

› Jent attended and played basketball at four separate high schools in Cleveland, Ohio, Columbus, Ohio, Fork Union, Virginia and Sacramento, California. He graduated from Fork Union Military Academy and was the team captain his senior year, averaging 13 points per game. Jent scored a career-high 30 points as a junior and played on the Fork Union post-graduate team as a captain and had a season-high of 25 points.

SEASON-HIGHS

CAREER-HIGHS

Points	0	Same
FG Made	0	Same
FG Attempts	1 - vs. Kentucky Christian (Dec. 3)	Same
FG% (min. 5 made)	N/A	Same
3FG Made	0	Same
3FG Attempts	1 - vs. Kentucky Christian (Dec. 3)	Same
3FG% (min. 3 made)	N/A	Same
FT Made	0	Same
FT Attempts	0	Same
FT% (min. 5 made)	N/A	Same
Rebounds	0	Same
Assists	0	Same
Steals	0	Same
Blocks	0	Same
Minutes	3 - vs. Kentucky Christian (Dec. 3)	Same

CAREER YEAR-BY-YEAR

Season	gp-gs	min/avg	Total		3-Point		F-Throws			Rebounds				Scoring						
			fg-fga	pct	fg-fga	pct	ft-fa	pct	off	def	tot	avg	pf	fo	ast	to	blk	stl	pts	avg
2015-16	2-0	4/2.0	0-1	.000	0-1	.000	0-0	.000	0	0	0	0.0	0	0	0	1	0	0	0	0.0
TOTAL	2-0	4/2.0	0-1	.000	0-1	.000	0-0	.000	0	0	0	0.0	0	0	0	1	0	0	0	0.0





#3 FLETCHER MAGEE

G • 6-4 • 195 • FR
ORLAND, FLA. • THE FIRST ACADEMY
MAJOR: UNDECLARED

2015-16 GAME-BY-GAME

Opponent	Date	gs	min	Total		3-Pointers		Free throws		Rebounds				pf	a	t/o	blk	stl	pts	avg
				fg-fga	pct	3fg-fga	pct	ft-fa	pct	off	def	tot	avg							
at Mizzou	11/13/15	30	6-11	.545	5-9	.556	5-5	1.000	1	4	5	5.0	4	1	0	0	1	22	22.0	
at North Carolina	11/18/15	25	4-9	.444	1-5	.200	1-1	1.000	1	2	3	4.0	1	1	4	0	0	10	16.0	
UMES	11/21/15	26	4-9	.444	2-4	.500	2-2	1.000	2	2	4	4.0	1	1	1	0	0	12	14.7	
at Columbia	11/24/15	14	2-3	.667	2-2	1.000	0-0	.000	0	3	3	3.8	3	0	1	0	0	6	12.5	
at Presbyterian	11/28/15	18	1-4	.250	1-2	.500	6-6	1.000	0	1	1	3.2	1	1	0	0	0	9	11.8	
at Georgia Tech	12/1/15	24	2-7	.286	0-3	.000	0-0	.000	0	1	1	2.8	2	2	1	0	0	4	10.5	
KENTUCKY CHRISTIAN	12/3/15	* 28	4-11	.364	2-8	.250	0-0	.000	1	6	7	3.4	1	3	0	0	1	10	10.4	
at Clemson	12/6/15	* 26	3-9	.333	2-5	.400	2-2	1.000	1	2	3	3.4	0	1	2	0	1	10	10.4	
COASTAL CAROLINA	12/14/15	24	4-10	.400	3-9	.333	3-4	.750	1	1	2	3.2	2	1	1	0	0	14	10.8	
Totals		2	215	30-73	.411	18-47	.383	19-20	.950	7	22	29	3.2	15	11	10	0	3	97	10.8

Games played: 9
 Minutes/game: 23.9
 Points/game: 10.8
 FG Pct: 41.1
 3FG Pct: 38.3
 FT Pct: 95.0

Rebounds/game: 3.2
 Assists/game: 1.2
 Turnovers/game: 1.1
 Assist/turnover ratio: 1.1
 Steals/game: 0.3

RECENT NOTES

- › Has reached double figures in each of the last three games, including 14 points on Monday against Coastal Carolina.
- › 64.4-percent of his shot attempts are 3-point shots.
- › Averaging 7.3 3-point attempts over the last three games (5.2 attempts on the season).
- › Made his first 18 free throw attempts of the season before missing his first on Monday against Coastal. Leads the SoCon at 95-percent from the line.

FRESHMAN SENSATION

- › Magee is the highlight of Wofford's freshman class through the early part of the season. He's averaging 10.4 points with a 39.5-percent mark from 3-point range and a perfect 100-percent mark at the foul line (16-16 FT).
- › Magee scored in double figures in his first three games, including 22 in his debut on November 13 at Missouri.
- › Magee has come off the bench in Wofford's first six outings, but has been getting a starter's share of minutes, averaging 23.9.
- › Magee earned his first career start against Kentucky Christian (Dec. 3), scoring 10 points with a season-high seven rebounds.

WHAT A DEBUT

- › Magee scored 22 points in his Terrier debut on Nov. 13 at Mizzou, shooting 6-of-11 from the field and 5-of-9 from 3-point range.
- › It was the most points scored by a Terrier in his debut dating back to 1988, when Wofford transitioned from NAIA to NCAA Division II basketball.
- › The game came on Magee's 19th birthday.
- › Magee became the first Terrier to score 20 points off the bench since March of 2010, when Cameron Rundles scored 22 in the SoCon Championship game vs. Appalachian State.

PRIOR TO WOFFORD

- › Magee was a three-sport letterwinner in basketball, football and golf at The First Academy. His athletic accolades included being named Region 3A Player of the Year, District Player of the Year, as well as an all-state selection. Magee averaged 20 points per game as a junior, hitting 44 percent from beyond the arc. As a sophomore, he averaged 14 points and earned an All-District selection, hitting 42 percent from three.
- › Magee has a heavy involvement in community service. He took three trips to the Dominican Republic as part of a mission trip to help to build homes. He also volunteered for multiple sports camps and instructed a basketball skills camp for kids.

SEASON HIGHS

CAREER HIGHS

Points	22 - at Mizzou (Nov. 13)	Same
FG Made	6 - at Mizzou (Nov. 13)	Same
FG Attempts	11 (2x) - Last vs. Kentucky Christian (Dec. 3)	Same
FG% (min. 5 made)	54.5% (6-11) - at Mizzou (Nov. 13)	Same
3FG Made	5 - at Mizzou (Nov. 13)	Same
3FG Attempts	9 (2x) - Last vs. Coastal Carolina (Dec. 14)	Same
3FG% (min. 3 made)	55.6% (5-9) - at Mizzou (Nov. 13)	Same
FT Made	6 - at Presbyterian (Nov. 28)	Same
FT Attempts	6 - at Presbyterian (Nov. 28)	Same
FT% (min. 5 made)	100% (2x, best 6-6) - at Presbyterian (Nov. 28)	Same
Rebounds	7 - vs. Kentucky Christian (Dec. 3)	Same
Assists	3 - vs. Kentucky Christian (Dec. 3)	Same
Steals	1 (3x) - Last at Clemson (Dec. 6)	Same
Blocks	0	Same
Minutes	30 - at Mizzou (Nov. 13)	Same

CAREER YEAR-BY-YEAR

Season	gp-gs	min/avg	Total		3-Point		F-Throws		Rebounds				Scoring							
			fg-fga	pct	fg-fga	pct	ft-fa	pct	off	def	tot	avg	pf	fo	ast	to	blk	stl	pts	avg
2015-16	9-2	215/23.9	30-73	.411	18-47	.383	19-20	.950	7	22	29	3.2	15	0	11	10	0	3	97	10.8
TOTAL	9-2	215/23.9	30-73	.411	18-47	.383	19-20	.950	7	22	29	3.2	15	0	11	10	0	3	97	10.8





#4 ZACH KORKOWSKI

F • 6-6 • 215 • SR
WILLIAMSBURG, VA. • CHRIST SCHOOL
MAJOR: CHEMISTRY

2015-16 OUTLOOK

› Korkowski is one of four seniors on Wofford's roster. He is the lone walk-on of the senior group, but can be called upon for minutes off the bench. Last season, he played in three straight games from January 15-22, helping Wofford get through a stretch where they were short on post players.

2015-16 GAME-BY-GAME

Opponent	Date	gs	min	Total		3-Pointers		Free throws		Rebounds				pf	a	t/o	blk	stl	pts	avg
				fg-fga	pct	3fg-fga	pct	ft-fa	pct	off	def	tot	avg							
at Mizzou	11/13/15	dnp		-	-	-	-	-	-	-	-	-	-	-	-	-	-	-	-	-
at North Carolina	11/18/15	1	0-0	.000	0-0	.000	0-0	.000	0	0	0	0.0	0	0	0	0	0	0	0	0.0
UMES	11/21/15	dnp		-	-	-	-	-	-	-	-	-	-	-	-	-	-	-	-	-
at Columbia	11/24/15	dnp		-	-	-	-	-	-	-	-	-	-	-	-	-	-	-	-	-
at Presbyterian	11/28/15	dnp		-	-	-	-	-	-	-	-	-	-	-	-	-	-	-	-	-
at Georgia Tech	12/1/15	2	1-1	1.000	0-0	.000	1-1	1.000	0	0	0	0.0	0	0	0	0	0	0	3	1.5
KENTUCKY CHRISTIAN	12/3/15	5	0-0	.000	0-0	.000	2-2	1.000	2	0	2	0.7	0	0	0	0	0	0	2	1.7
at Clemson	12/6/15	dnp		-	-	-	-	-	-	-	-	-	-	-	-	-	-	-	-	-
COASTAL CAROLINA	12/14/15	dnp		-	-	-	-	-	-	-	-	-	-	-	-	-	-	-	-	-
Totals		0	8	1-1	1.000	0-0	.000	3-3	1.000	2	0	2	0.7	0	0	0	0	0	5	1.7

Games played: 3
 Minutes/game: 2.7
 Points/game: 1.7
 FG Pct: 100.0
 FT Pct: 100.0

Rebounds/game: 0.7

SEASON HIGHS

CAREER HIGHS

Points	3 - at Georgia Tech (Dec. 1)	6 - vs. Hiwassee (Feb. 10, 2014)
FG Made	1 - at Georgia Tech (Dec. 1)	2 - vs. Hiwassee (Feb. 10, 2014)
FG Attempts	1 - at Georgia Tech (Dec. 1)	2 (2x) - Last vs. Presbyterian (Dec. 3, 2014)
FG% (min. 5 made)	N/A	N/A
3FG Made	0	0
3FG Attempts	0	1 (3x) - Last vs. Presbyterian (Dec. 3, 2014)
3FG% (min. 3 made)	N/A	N/A
FT Made	2 - vs. Kentucky Christian (Dec. 3)	4 - vs. Johnson & Wales (Nov. 30, 2013)
FT Attempts	2 - vs. Kentucky Christian (Dec. 3)	4 - vs. Johnson & Wales (Nov. 30, 2013)
FT% (min. 5 made)	N/A	N/A
Rebounds	2 - vs. Kentucky Christian (Dec. 3)	2 (3x) - Last vs. Kentucky Christian (Dec. 3, 2015)
Assists	0	1 (2x) - Last vs. Furman (Jan. 22, 2015)
Steals	0	1 - vs. Johnson & Wales (Nov. 30, 2013)
Blocks	0	0
Minutes	5 - vs. Kentucky Christian (Dec. 3)	9 - vs. Hiwassee (Feb. 10, 2014)

CAREER YEAR-BY-YEAR

Season	gp-gs	min/avg	Total		3-Point		F-Throws			Rebounds				Scoring						
			fg-fga	pct	fg-fga	pct	ft-fa	pct	off	def	tot	avg	pf	fo	ast	to	blk	stl	pts	avg
2012-13	6-0	13/2.2	0-0	.000	0-0	.000	0-0	.000	1	2	3	0.5	1	0	0	1	0	0	0	0
2013-14	10-0	30/3.0	3-5	.600	0-2	.000	6-6	1.000	2	3	5	0.5	5	0	0	5	0	1	12	1.2
2014-15	7-0	15/2.1	2-5	.400	0-1	.000	2-2	1.000	0	5	5	0.7	4	0	2	0	0	0	6	0.9
2015-16	3-0	8/2.7	1-1	1.000	0-0	.000	3-3	1.000	2	0	2	0.7	0	0	0	0	0	0	5	1.7
TOTAL	26-0	66/2.5	6-11	.545	0-3	.000	11-11	1.000	5	10	15	0.6	10	0	2	6	0	1	23	0.9

SoCon CHAMPIONS 2009-10, 2010-11, 2014-15
 SoCon TOURNAMENT CHAMPIONS 2010, 2011, 2014, 2015



NCAA TOURNAMENT 2010, 2011, 2014, 2015
 WOFFORD MEN'S BASKETBALL • WOFFORDTERRIERS.COM



#5 ERIC GARCIA

G • 6-0 • 185 • JR
AURORA, COLO. • GRANDVIEW HIGH SCHOOL
MAJOR: ENGLISH

2015-16 GAME-BY-GAME

Opponent	Date	gs	min	Total		3-Pointers		Free throws		Rebounds				pf	a	t/o	blk	stl	pts	avg	
				fg-fga	pct	3fg-fga	pct	ft-fa	pct	off	def	tot	avg								
at Mizzou	11/13/15	*	33	4-10	.400	3-8	.375	3-8	.375	0	3	3	3.0	2	3	0	0	14	14.0		
at North Carolina	11/18/15	*	31	3-7	.429	2-5	.400	0-0	.000	1	4	5	4.0	2	3	1	0	1	8	11.0	
UMES	11/21/15	*	34	3-8	.375	2-5	.400	6-6	1.000	2	2	4	4.0	0	2	1	0	1	14	12.0	
at Columbia	11/24/15	*	31	2-4	.500	1-3	.333	1-1	1.000	0	3	3	3.8	1	2	2	0	0	6	10.5	
at Presbyterian	11/28/15	*	31	2-6	.333	1-3	.333	4-6	.667	0	3	3	3.6	2	4	0	0	1	9	10.2	
at Georgia Tech	12/1/15	*	26	1-4	.250	1-3	.333	6-6	1.000	0	1	1	3.2	3	4	1	0	1	9	10.0	
KENTUCKY CHRISTIAN	12/3/15	*	23	2-7	.286	1-6	.167	2-4	.500	0	1	1	2.9	1	7	0	0	0	7	9.6	
at Clemson	12/6/15	*	33	2-7	.286	1-3	.333	0-0	.000	0	5	5	3.1	1	3	3	0	0	5	9.0	
COASTAL CAROLINA	12/14/15	*	33	3-6	.500	2-3	.667	10-10	1.000	0	1	1	2.9	3	3	0	0	0	18	10.0	
Totals			9	275	22-59	.373	14-39	.359	32-41	.780	3	23	26	2.9	15	31	8	0	4	90	10.0

Games played: 9
 Minutes/game: 30.6
 Points/game: 10.0
 FG Pct: 37.3
 3FG Pct: 35.9
 FT Pct: 78.0

Rebounds/game: 2.9
 Assists/game: 3.4
 Turnovers/game: 0.9
 Assist/turnover ratio: 3.9
 Steals/game: 0.4

RECENT NOTES

- › No. 18 in the NCAA with a 3.88 assist/turnover ratio.
- › Went 10-for-10 at the foul line against Coastal Carolina (Dec. 14), becoming the first Terrier to hit at least 10 free throws without a miss since Jamar Diggs went 10-for-10 on March 7, 2010 in the SoCon semifinals against Western Carolina.
- › Scored a season-high 18 points in the Coastal Carolina game. It was one point shy of his career-high 19 that he posted in the 2014 SoCon Tournament quarterfinals against The Citadel.

TAKING CARE OF THE BASKETBALL

- › Garcia entered his junior season with a very good assist/turnover ratio of 2.26. He's improving on that number this season with 31 assists to just eight turnovers through the first nine games. Garcia carries a 3.9 assist/turnover ratio, which leads the Southern Conference.
- › Garcia tied his career-high with seven assists in a 20-point victory over Kentucky Christian (Dec. 3).
- › In his last four games, Garcia has 18 assists to just four turnover for an assist/turnover ratio of 4.5.

2015-16 OUTLOOK

- › Garcia enters his junior season as Wofford clear-cut starting point guard. He's coming off a sophomore season in which he averaged 7.7 points and 2.5 assists, carrying an assist-turnover ratio of 2.0. He got beat up a little through the year, breaking his jaw in the December 22 game at West Virginia and suffering an ankle injury that sidelined him for three games in mid-January. Garcia was averaging 9.0 points and 3.0 assists in 16 games before the ankle injury. In the final 16 games after his return, he averaged 6.4 points and 2.0 assists.

TOUGH AS NAILS

- › Garcia broke his jaw last December 22 at West Virginia and had to have his mouth wired shut. However, he did not miss a single game because of it, playing in the very next game at Duke on New Year's Eve. Garcia played with his mouth wired shut all the way until January 22 against Furman, missing three games only due to an ankle injury he suffered in the January 8 game against VMI.

CAREER AWARDS

- › 2014 All-SoCon Tournament Second Team
- › 2013-14 SoCon All-Freshman Team (Coaches)
- › 2013-14 SoCon All-Freshman Team (Media)

SEASON HIGHS


CAREER HIGHS

Points	18 - vs. Coastal Carolina (Dec. 14)	19 - vs. The Citadel (March 8, 2014)
FG Made	4 - at Mizzou (Nov. 13)	7 - vs. The Citadel (March 8, 2014)
FG Attempts	10 - at Mizzou (Nov. 13)	9 (2x) - Last vs. Furman (March 9, 2015)
FG% (min. 5 made)	N/A	77.8%, 7-9 - vs. The Citadel (March 8, 2014)
3FG Made	3 - at Mizzou (Nov. 13)	4 (2x) - Last vs. Furman (March 9, 2015)
3FG Attempts	8 - at Mizzou (Nov. 13)	7 (2x) - Last vs. Furman (March 9, 2015)
3FG% (min. 3 made)	37.5% (3-8) - at Mizzou (Nov. 13)	100%, 3-3 (2x) - Last vs. VMI (Jan. 8, 2015)
FT Made	10 - vs. Coastal Carolina (Dec. 14)	10 - vs. Coastal Carolina (Dec. 14, 2015)
FT Attempts	10 - vs. Coastal Carolina (Dec. 14)	11 - at Samford (Jan. 3, 2015)
FT% (min. 5 made)	100% (Best 10-10) - vs. Coastal Caro. (Dec. 14)	100% (Best 10-10) - vs. Coastal Caro. (Dec. 14, 2015)
Rebounds	5 (2x) - Last at Clemson (Dec. 6)	5 (4x) - Last at Clemson (Dec. 6, 2015)
Assists	7 - vs. Kentucky Christian (Dec. 3)	7 (2x) - Last vs. Kentucky Christian (Dec. 3)
Steals	1 (4x) - Last at Georgia Tech (Dec. 1)	3 - vs. Presbyterian (Dec. 3, 2014)
Blocks	0	1 - vs. Florida National (Dec. 6, 2014)
Minutes	34 - vs. MD Eastern Shore (Nov. 21)	35 - vs. Mercer (Jan. 31, 2015)

CAREER YEAR-BY-YEAR

Season	gp-gs		Total		3-Point		F-Throws		Rebounds				Scoring												
	gp	gs	fg-fga	pct	fg-fga	pct	ft-fa	pct	off	def	tot	avg	pf	fo	ast	to	blk	stl	pts	avg					
2013-14	31	26	825	26.6	73	169	.432	43	94	.457	36	52	.692	8	47	55	1.8	42	0	78	29	0	20	225	7.3
2014-15	32	30	860	26.9	68	158	.430	32	89	.360	77	102	.755	7	56	63	2.0	43	0	80	41	1	20	245	7.7
2015-16	9	9	275	30.6	22	59	.373	14	39	.359	32	41	.780	3	23	26	2.9	15	0	31	8	0	4	90	10.0
TOTAL	72	65	1960	27.2	163	386	.422	89	222	.401	145	195	.744	18	126	144	2.0	100	0	189	78	1	44	560	7.8





#11 BOBBY PEREZ

G • 5-11 • 165 • SO
ATLANTA, GA. • MARIST HIGH SCHOOL
MAJOR: UNDECLARED

HOMECOMING

› Perez returned to his hometown of Atlanta when Wofford took on Georgia Tech (Dec. 1). He played the final three minutes of the game and earned his first assist on a dunk by Ryan Sawvell with 1:59 to play.

2015-16 OUTLOOK

› Perez, a walk-on from Atlanta, primarily plays the point. With the departure of graduate John Swinton, Perez could see an increase in minutes behind starting point guard Eric Garcia and sophomore Derrick Brooks. Last season, both Brooks and Swinton were called upon for minutes off the bench. If Wofford has to go to three point guards again this season, Perez could see much more playing time.

2015-16 GAME-BY-GAME

Opponent	Date	gs	min	Total		3-Pointers		Free throws		Rebounds				pf	a	t/o	blk	stl	pts	avg
				fg-fga	pct	3fg-fga	pct	ft-fa	pct	off	def	tot	avg							
at Mizzou	11/13/15		dnp	-	-	-	-	-	-	-	-	-	-	-	-	-	-	-	-	-
at North Carolina	11/18/15	1		0-0	.000	0-0	.000	0-0	.000	0	0	0	0.0	0	0	0	0	0	0	0.0
UMES	11/21/15		dnp	-	-	-	-	-	-	-	-	-	-	-	-	-	-	-	-	-
at Columbia	11/24/15		dnp	-	-	-	-	-	-	-	-	-	-	-	-	-	-	-	-	-
at Presbyterian	11/28/15		dnp	-	-	-	-	-	-	-	-	-	-	-	-	-	-	-	-	-
at Georgia Tech	12/1/15	3		0-1	.000	0-0	.000	0-0	.000	0	0	0	0.0	1	1	0	0	0	0	0.0
KENTUCKY CHRISTIAN	12/3/15	4		1-1	1.000	0-0	.000	0-0	.000	0	0	0	0.0	0	0	0	0	0	2	0.7
at Clemson	12/6/15		dnp	-	-	-	-	-	-	-	-	-	-	-	-	-	-	-	-	-
COASTAL CAROLINA	12/14/15		dnp	-	-	-	-	-	-	-	-	-	-	-	-	-	-	-	-	-
Totals		0	8	1-2	.500	0-0	.000	0-0	.000	0	0	0	0.0	1	1	0	0	0	2	0.7

Games played: 3
 Minutes/game: 2.7
 Points/game: 0.7
 FG Pct: 50.0

Assists/game: 0.3
 Assist/turnover ratio: 99.9

SEASON HIGHS

CAREER HIGHS

Points	2 - vs. Kentucky Christian (Dec. 3)	3 - vs. The Citadel (Feb. 21, 2015)
FG Made	1 - vs. Kentucky Christian (Dec. 3)	1 (3x) - Last vs. Kentucky Christian (Dec. 3, 2015)
FG Attempts	1 (2x) - Last vs. Kentucky Christian (Dec. 3)	2 - vs. Florida national (Dec. 6, 2014)
FG% (min. 5 made)	N/A	N/A
3FG Made	0	1 - vs. The Citadel (Feb. 21, 2015)
3FG Attempts	0	1 - vs. The Citadel (Feb. 21, 2015)
3FG% (min. 3 made)	N/A	N/A
FT Made	0	2 - vs. Furman (Jan. 22, 2015)
FT Attempts	0	2 - vs. Furman (Jan. 22, 2015)
FT% (min. 5 made)	N/A	N/A
Rebounds	0	0
Assists	1 - at Georgia Tech (Dec. 1)	1 - at Georgia Tech (Dec. 1, 2015)
Steals	0	1 - vs. Florida National (Dec. 6, 2014)
Blocks	0	0
Minutes	4 - vs. Kentucky Christian (Dec. 3)	5 - vs. Florida National (Dec. 6, 2014)

CAREER YEAR-BY-YEAR

Season	gp-gs	min/avg	Total		3-Point		F-Throws			Rebounds				Scoring						
			fg-fga	pct	fg-fga	pct	ft-fa	pct	off	def	tot	avg	pf	fo	ast	to	blk	stl	pts	avg
2014-15	7-0	15/2.1	2-4	.500	1-1	1.000	2-4	.500	0	0	0	0.0	2	0	0	3	0	1	7	1.0
2015-16	3-0	8/2.7	1-2	.500	0-0	.000	0-0	.000	0	0	0	0.0	1	0	1	0	0	0	2	0.7
TOTAL	10-0	23/2.3	3-6	.500	1-1	1.000	2-4	.500	0	0	0	0.0	3	0	1	3	0	1	9	0.9





#12 SPENCER COLLINS

G • 6-4 • 205 • SR
EASLEY, S.C. • EASLEY HIGH SCHOOL
MAJOR: PHILOSOPHY

2015-16 GAME-BY-GAME

Opponent	Date	gs	min	Total		3-Pointers		Free throws		Rebounds			pf	a	t/o	blk	stl	pts	avg		
				fg-fga	pct	3fg-fga	pct	ft-fa	pct	off	def	tot								avg	
at Mizzou	11/13/15	*	38	2-11	.182	0-6	.000	6-10	.600	0	2	2	2.0	3	4	1	0	1	10	10.0	
at North Carolina	11/18/15	*	25	4-12	.333	2-6	.333	1-2	.500	0	1	1	1.5	4	0	1	0	0	11	10.5	
UMES	11/21/15	*	37	8-15	.533	2-6	.333	3-4	.750	2	2	4	2.3	0	4	3	0	1	21	14.0	
at Columbia	11/24/15	*	36	5-12	.417	1-3	.333	2-3	.667	0	1	1	2.0	2	2	1	0	0	13	13.8	
at Presbyterian	11/28/15	*	34	5-10	.500	4-6	.667	7-8	.875	1	5	6	2.8	0	1	0	0	2	21	15.2	
at Georgia Tech	12/1/15	*	28	2-9	.222	1-5	.200	0-0	.000	0	0	0	2.3	3	3	1	0	1	5	13.5	
KENTUCKY CHRISTIAN	12/3/15	*	27	6-9	.667	1-3	.333	2-2	1.000	1	3	4	2.6	1	0	2	0	1	15	13.7	
at Clemson	12/6/15	*	36	4-15	.267	3-5	.600	5-7	.714	0	3	3	2.6	3	5	1	0	1	16	14.0	
COASTAL CAROLINA	12/14/15	*	26	3-12	.250	1-5	.200	3-5	.600	1	1	2	2.6	2	1	1	0	0	10	13.6	
Totals			9	287	39-105	.371	15-45	.333	29-41	.707	5	18	23	2.6	18	20	11	0	7	122	13.6

Games played: 9
 Minutes/game: 13.9
 Points/game: 13.6
 FG Pct: 37.1
 3FG Pct: 33.3
 FT Pct: 70.7

Rebounds/game: 2.6
 Assists/game: 2.2
 Turnovers/game: 1.2
 Assist/turnover ratio: 1.8
 Steals/game: 0.8

RECENT NOTES

- › Shooting 7-for-27 (.259) over the last two games.
- › Played a 26 minutes with 10 points on 3-of-12 shooting on Monday against Coastal Carolina.
- › Recorded his 80th double-figure scoring game with 10 points against Coastal Carolina.
- › Had a career-high five assists against Clemson (Dec. 6).

COUNT ON IT

› Collins has scored in double figures in 11 of his last 12 games dating back to last year's Southern Conference Tournament. In the 109 games of his Terrier career, he's reached double figures 80 times (73-percent of the time).

STARTER FROM DAY 1

› Collins has never missed a game in his Terrier career. He's not only played, but has started all 109 games since his 2012-13 freshman campaign. Should he start every game this season, he would break Wofford's program record for games started of 130 (Brad Loesing, 2008-12).

PRESEASON ALL-CONFERENCE

› Collins was the lone Terrier selected to the Preseason All-Southern Conference Team. It is the first preseason selection of his career. He is Wofford's leading returning scorer from a year ago (11.8 ppg) and was named Third Team All-SoCon as a junior.

2015-16 OUTLOOK

› Collins steps into the role of a senior leader this season. He is Wofford's top returning scorer, averaging 11.8 points a year ago on his way to a Third Team All-SoCon selection. He was vital in Wofford's success, especially down the stretch, averaging 16 points in the SoCon Tournament to be named to the all-tournament team. He also put up a career-high 26 points on February 26 at Mercer which clinched Wofford's third regular season title.

CAREER AWARDS

- › 2015-16 Preseason All-Southern Conference Team
- › 2015 SoCon Tournament First Team
- › 2014-15 All-SoCon Third Team (Media)
- › 2013-14 *College Sports Madness* All-SoCon Fourth Team
- › 2012-13 SoCon All-Freshman Team

MILESTONES

- › Collins broke into the top 20 on Wofford's all-time scoring list, surpassing Bill Barbee (1956-60, 1,303 pts) for the 20th spot on December 1, 2015.
- › Collins played in his 100th career game and earned his 100th career start on March 19, 2015 in the NCAA Tournament against Arkansas.
- › Collins scored his 1,000th career point on January 15, 2015 on a jumper with 2:57 left at The Citadel. He became the 45th Terrier to score 1,000 career points.

SEASON HIGHS

CAREER HIGHS

Points	21 (2x) - Last at Presbyterian (Nov. 28)	26 - at Mercer (Feb. 26, 2015)
FG Made	8 - vs. MD Eastern Shore (Nov. 21)	10 - vs. Davidson (Feb. 2, 2013)
FG Attempts	15 (2x) - Last at Clemson (Dec. 6)	15 (2x) - Last at Clemson (Dec. 6, 2015)
FG% (min. 5 made)	66.7% (6-9) - vs. Kentucky Christian (Dec. 3)	83.3% (5-6, 3x) - Last at UNCG (Jan. 29, 2015)
3FG Made	4 - at Presbyterian (Nov. 28)	4 (2x) - Last at Presbyterian (Nov. 28, 2015)
3FG Attempts	6 (3x) - Last at Presbyterian (Nov. 28)	6 (6x) - Last at Presbyterian (Nov. 28, 2015)
3FG% (min. 3 made)	66.7% (4-6) - at Presbyterian (Nov. 28)	66.7% (4-6, 2x) - Last at Presbyterian (Nov. 28, 2015)
FT Made	7 - at Presbyterian (Nov. 28)	10 - vs. Western Carolina (March 8, 2015)
FT Attempts	10 - at Mizzou (Nov. 13)	13 - vs. Western Carolina (March 8, 2015)
FT% (min. 5 made)	87.5% (7-8) - at Presbyterian (Nov. 28)	100% (6-6, 2x) - Last at ETSU (Feb. 5, 2015)
Rebounds	6 - at Presbyterian (Nov. 28)	11 - at Georgia Southern (Feb. 21, 2013)
Assists	5 - at Clemson (Dec. 6)	5 (2x) - Last at Clemson (Dec. 6, 2015)
Steals	2 - at Presbyterian (Nov. 28)	4 - at Ball State (Nov. 16, 2012)
Blocks	0	2 - at Richmond (Nov. 20, 2012)
Minutes	38 - at Mizzou (Nov. 13)	41 - vs. The Citadel (Jan. 9, 2014)

CAREER YEAR-BY-YEAR

Season	gp-gs		Total		3-Point		F-Throws		Rebounds				Scoring								
	gp	gs	min/avg	fg-fga	pct	fg-fga	pct	ft-fa	pct	off	def	tot	avg	pf	fo	ast	to	blk	stl	pts	avg
2012-13	32	32	917/28.7	140-372	.376	37-124	.298	80-107	.748	28	75	103	3.2	68	0	32	51	6	24	397	12.4
2013-14	33	33	994/30.1	141-324	.435	27-92	.293	105-136	.772	23	78	101	3.1	69	1	43	45	7	20	414	12.5
2014-15	35	35	965/27.6	140-303	.462	43-112	.384	89-112	.795	21	75	96	2.7	60	0	50	47	2	23	412	11.8
2015-16	9	9	287/31.9	39-105	.371	15-45	.333	29-41	.707	5	18	23	2.6	18	0	20	11	0	7	122	13.6
TOTAL	109	109	3163/29.0	460-1104	.417	122-373	.327	303-396	.765	77	246	323	3.0	215	1	145	154	15	74	1345	12.3

SoCon CHAMPIONS 2009-10, 2010-11, 2014-15
 SoCon TOURNAMENT CHAMPIONS 2010, 2011, 2014, 2015



NCAA TOURNAMENT 2010, 2011, 2014, 2015
 WOFFORD MEN'S BASKETBALL • WOFFORDTERRIERS.COM



#15 TREVOR STUMPE

G • 6-4 • 205 • FR
PLAINFIELD, ILL. • NORTH PLAINFIELD HIGH SCHOOL
MAJOR: UNDECLARED

BREAKOUT PERFORMANCE

› Stumpe scored 12 points on 5-of-7 shooting in an 86-66 victory over Kentucky Christian (Dec. 3). The Chicago-area product hadn't played more than four minutes prior to that game. He saw the court for 17 minutes against KCU, scoring 10 of his 12 points on a perfect 4-of-4 shooting in the first half.

PRIOR TO WOFFORD

› Stumpe was a four-year letterwinner at Plainfield North High School in Plainfield, Illinois. He graduated as the school's all-time scoring and steals leader, earning All-Conference, All-Chicago Area and All-State accolades. As a junior, he averaged 24 points, seven rebounds and five assists to earn All-Conference, All-Chicago Area and 4A All-State accolades. Stumpe was also named MVP of the Joliet West and Pontiac Holiday Tournament. His team finished second in the conference and was a finalist at the regional tournament. Stumpe also got the job done in the classroom, graduating as a four-year honor roll student.

2015-16 GAME-BY-GAME

Opponent	Date	gs	min	Total		3-Pointers		Free throws		Rebounds				pf	a	t/o	blk	stl	pts	avg
				fg-fga	pct	3fg-fga	pct	ft-fa	pct	off	def	tot	avg							
at Mizzou	11/13/15	1		0-0	.000	0-0	.000	0-0	.000	0	0	0	0.0	0	0	0	0	0	0	0.0
at North Carolina	11/18/15	1		0-1	.000	0-0	.000	0-0	.000	0	0	0	0.0	0	0	0	0	0	0	0.0
UMES	11/21/15		dnp	-	-	-	-	-	-	-	-	-	-	-	-	-	-	-	-	-
at Columbia	11/24/15		dnp	-	-	-	-	-	-	-	-	-	-	-	-	-	-	-	-	-
at Presbyterian	11/28/15	3		0-1	.000	0-1	.000	0-0	.000	0	1	1	0.3	1	0	0	0	0	0	0.0
at Georgia Tech	12/1/15	4		1-1	1.000	1-1	1.000	2-2	1.000	0	0	0	0.3	0	0	0	0	0	5	1.3
KENTUCKY CHRISTIAN	12/3/15	17		5-7	.714	1-2	.500	1-1	1.000	0	0	0	0.2	1	2	0	0	0	12	3.4
at Clemson	12/6/15	13		2-4	.500	1-2	.500	0-0	.000	0	1	1	0.3	1	0	0	0	0	5	3.7
COASTAL CAROLINA	12/14/15	3		0-0	.000	0-0	.000	0-0	.000	0	0	0	0.3	1	0	0	0	0	0	3.1
Totals		0	42	8-14	.571	3-6	.500	3-3	1.000	0	2	2	0.3	4	2	0	0	0	22	3.1

Games played: 7
 Minutes/game: 6.0
 Points/game: 3.1
 FG Pct: 57.1
 3FG Pct: 50.0
 FT Pct: 100.0

Rebounds/game: 0.3
 Assists/game: 0.3
 Assist/turnover ratio: 99.9

SEASON HIGHS

CAREER HIGHS

Points	12 - vs. Kentucky Christian (Dec. 3)	Same
FG Made	5 - vs. Kentucky Christian (Dec. 3)	Same
FG Attempts	7 - vs. Kentucky Christian (Dec. 3)	Same
FG% (min. 5 made)	71.4% (5-7) - vs. Kentucky Christian (Dec. 3)	Same
3FG Made	1 (3x) - Last at Clemson (Dec. 6)	Same
3FG Attempts	2 (2x) - Last at Clemson (Dec. 6)	Same
3FG% (min. 3 made)	N/A	Same
FT Made	2 - at Georgia Tech (Dec. 1)	Same
FT Attempts	2 - at Georgia Tech (Dec. 1)	Same
FT% (min. 5 made)	N/A	Same
Rebounds	1 (2x) - Last at Clemson (Dec. 6)	Same
Assists	2 - vs. Kentucky Christian (Dec. 3)	Same
Steals	0	Same
Blocks	0	Same
Minutes	17 - vs. Kentucky Christian (Dec. 3)	Same

CAREER YEAR-BY-YEAR

Season	gp-gs	min/avg	Total		3-Point		F-Throws		Rebounds				Scoring							
			fg-fga	pct	fg-fga	pct	ft-fa	pct	off	def	tot	avg	pf	fo	ast	to	blk	stl	pts	avg
2015-16	7-0	42/6.0	8-14	.571	3-6	.500	3-3	1.000	0	2	2	0.3	4	0	2	0	0	0	22	3.1
TOTAL	7-0	42/6.0	8-14	.571	3-6	.500	3-3	1.000	0	2	2	0.3	4	0	2	0	0	0	22	3.1





#20 JAYLEN ALLEN

G • 6-3 • 185 • JR
JOHNSON CITY, TENN. • CHRIST SCHOOL (N.C.)
MAJOR: BUSINESS ECONOMICS

2015-16 GAME-BY-GAME

Opponent	Date	gs	min	Total		3-Pointers		Free throws		Rebounds				pf	a	t/o	blk	stl	pts	avg	
				fg-fga	pct	3fg-fga	pct	ft-fa	pct	off	def	tot	avg								
at Mizzou	11/13/15	*	11	1-5	.200	1-3	.333	0-0	.000	0	0	0	0.0	2	0	0	0	0	3	3.0	
at North Carolina	11/18/15	*	25	6-12	.500	3-7	.429	0-0	.000	0	0	0	0.0	2	1	0	0	1	15	9.0	
UMES	11/21/15	*	14	2-8	.250	0-4	.000	2-4	.500	1	2	3	1.0	3	1	1	0	0	6	8.0	
at Columbia	11/24/15	*	24	2-4	.500	1-2	.500	1-2	.500	0	3	3	1.5	4	2	0	0	2	6	7.5	
at Presbyterian	11/28/15	*	25	3-9	.333	0-2	.000	0-2	.000	1	3	4	2.0	2	0	3	0	0	6	7.2	
at Georgia Tech	12/1/15	*	21	1-6	.167	0-4	.000	1-1	1.000	2	0	2	2.0	2	2	0	0	0	3	6.5	
KENTUCKY CHRISTIAN	12/3/15	dnp	-	-	-	-	-	-	-	-	-	-	-	-	-	-	-	-	-	-	
at Clemson	12/6/15	dnp	-	-	-	-	-	-	-	-	-	-	-	-	-	-	-	-	-	-	
COASTAL CAROLINA	12/14/15	*	22	0-3	.000	0-2	.000	0-0	.000	0	2	2	2.0	1	1	0	1	3	0	5.6	
Totals			7	142	15-47	.319	5-24	.208	4-9	.444	4	10	14	2.0	16	7	4	1	6	39	5.6

Games played: 7
 Minutes/game: 20.3
 Points/game: 5.6
 FG Pct: 31.9
 3FG Pct: 20.8
 FT Pct: 44.4

Rebounds/game: 2.0
 Assists/game: 1.0
 Turnovers/game: 0.6
 Assist/turnover ratio: 1.8
 Steals/game: 0.9
 Blocks/game: 0.1

RECENT NOTES

- › Went 0-for-3 from the field and 0-for-2 from 3-point range on Monday against Coastal Carolina.
- › Has missed his last nine 3-point attempts and is 1-for-14 from deep over his last five games. His last made 3-pointer came in the first half at Columbia (Nov. 24).

SIDELINED

- › Allen sat out two games with a leg injury he suffered at Georgia Tech (Dec. 1). He returned for the Dec. 14 game vs. Coastal Carolina.

SHINING IN THE NATIONAL SPOTLIGHT

- › Allen scored a team-high 15 points on 6-of-12 shooting and 3-of-7 from long range in Wofford's game at No. 1 North Carolina (Nov. 18). His six field goals made tied a career high. The Johnson City, Tenn., native also set new highs for field goals attempted (12) and minutes (25).
- › Allen has a knack for performing on the big stage. In last year's NCAA Tournament, he scored 12 points in just 19 minutes, shooting 4-of-7 from the field and 3-of-4 from 3-point range. He also bested his season average with seven points in games at then-No. 18 West Virginia (Dec. 22, 2014) and then-No. 2 Duke (Dec. 31, 2014).

2015-16 OUTLOOK

- › Allen will get his first crack at a starting role on this year's team. For the last two years, he played behind Karl Cochran, who was the 2014-15 SoCon Player of the Year and finished his career as the sixth-leading scorer in program history with 1,894 career points. Allen was a key contributor last season off the bench and scored 12 points on 4-of-7 shooting in the NCAA Tournament game against Arkansas.

THE SIXTH MAN

- › Allen scored the most points off the bench last season, finishing the year averaging 6.3 per game. He also averaged 17.7 minutes per game, second-most off the bench to C.J. Neumann.

SEASON HIGHS

CAREER HIGHS

Points	15 - at North Carolina (Nov. 18)	16 - vs. Presbyterian (Dec. 3, 2014)
FG Made	6 - at North Carolina (Nov. 18)	6 (2x) - Last at North Carolina (Nov. 18, 2015)
FG Attempts	12 - at North Carolina (Nov. 18)	12 - at North Carolina (Nov. 18, 2015)
FG% (min. 5 made)	50.0% (6-12) - at North Carolina (Nov. 18)	62.5% (5-8, 2x) - Last vs. William & Mary (Dec. 7, 2014)
3FG Made	3 - at North Carolina (Nov. 18)	4 - vs. Presbyterian (Dec. 3, 2014)
3FG Attempts	7 - at North Carolina (Nov. 18)	8 - at West Virginia (Dec. 22, 2014)
3FG% (min. 3 made)	42.9% (3-7) - at North Carolina (Nov. 18)	75% (3-4, 2x) - Last vs. Arkansas (March 19, 2015)
FT Made	2 - vs. MD Eastern Shore (Nov. 21)	4 - vs. Western Carolina (March 8, 2015)
FT Attempts	4 - vs. MD Eastern Shore (Nov. 21)	4 (2x) - Last vs. MD Eastern Shore (Nov. 21, 2015)
FT% (min. 5 made)	N/A	N/A
Rebounds	4 - at Presbyterian (Nov. 28)	5 (3x) - Last - vs. Presbyterian (Dec. 3, 2014)
Assists	2 (2x) - Last at Georgia Tech (Dec. 1)	3 (3x) - Last vs. VMI (Jan. 7, 2015)
Steals	3 - vs. Coastal Carolina (Dec. 14)	5 - vs. Furman (Feb. 20, 2015)
Blocks	1 - vs. Coastal Carolina (Dec. 14)	1 (4x) - Last vs. Coastal Carolina (Dec. 14, 2015)
Minutes	25 (2x) - Last at Presbyterian (Nov. 28)	25 (2x) - Last at Presbyterian (Nov. 28, 2015)

CAREER YEAR-BY-YEAR

Season	gp-gs		Total		3-Point		F-Throws		Rebounds				Scoring							
	gp	gs	fg-fga	pct	fg-fga	pct	ft-fa	pct	off	def	tot	avg	pf	fo	ast	to	blk	stl	pts	avg
2013-14	33	6	61-140	.436	28-73	.384	21-31	.677	10	41	51	1.5	55	0	18	28	1	27	171	5.2
2014-15	35	0	75-171	.439	40-95	.421	30-43	.698	16	45	61	1.7	60	0	25	33	3	29	220	6.3
2015-16	7	7	15-47	.319	5-24	.208	4-9	.444	4	10	14	2.0	16	0	7	4	1	6	39	5.6
TOTAL	75	13	151-358	.422	73-192	.380	55-83	.663	30	96	126	1.7	131	0	50	65	5	62	430	5.7





#24 JUSTIN GORDON

F • 6-6 • 215 • SR
CHARLOTTE, N.C. • NORTHSIDE CHRISTIAN ACADEMY
MAJOR: BUSINESS ECONOMICS

2015-16 GAME-BY-GAME

Opponent	Date	gs	min	Total		3-Pointers		Free throws		Rebounds			pf	a	t/o	blk	stl	pts	avg		
				fg-fga	pct	3fg-fga	pct	ft-fa	pct	off	def	tot								avg	
at Mizzou	11/13/15	*	31	6-11	.545	1-1	1.000	6-8	.750	3	3	6	6.0	4	2	1	0	0	19	19.0	
at North Carolina	11/18/15	*	30	5-10	.500	1-1	1.000	1-2	.500	1	3	4	5.0	2	3	4	0	2	12	15.5	
UMES	11/21/15	*	24	3-4	.750	0-0	.000	4-4	1.000	2	3	5	5.0	3	2	1	0	1	10	13.7	
at Columbia	11/24/15	*	29	7-13	.538	0-1	.000	0-2	.000	3	1	4	4.8	3	5	4	0	0	14	13.8	
at Presbyterian	11/28/15	*	27	3-6	.500	0-0	.000	5-6	.833	1	2	3	4.4	1	1	6	0	2	11	13.2	
at Georgia Tech	12/1/15	*	26	7-14	.500	0-0	.000	0-0	.000	0	5	5	4.5	3	0	2	1	0	14	13.3	
KENTUCKY CHRISTIAN	12/3/15	*	23	7-10	.700	1-1	1.000	1-1	1.000	1	2	3	4.3	1	2	1	0	1	16	13.7	
at Clemson	12/6/15	*	18	1-7	.143	0-1	.000	0-0	.000	0	3	3	4.1	4	1	2	1	0	2	12.3	
COASTAL CAROLINA	12/14/15	*	25	3-8	.375	0-0	.000	1-8	.125	1	3	4	4.1	5	1	1	0	1	7	11.7	
Totals			8	233	42-83	.506	3-5	.600	18-31	.581	12	25	37	4.1	26	17	22	2	7	105	11.7

Games played: 9
 Minutes/game: 25.9
 Points/game: 11.7
 FG Pct: 50.6
 3FG Pct: 60.0
 FT Pct: 58.1

Rebounds/game: 4.1
 Assists/game: 1.9
 Turnovers/game: 2.4
 Assist/turnover ratio: 0.8
 Steals/game: 0.8
 Blocks/game: 0.2

RECENT NOTES

- › On a bit of a cold streak, shooting 4-of-15 (.267) from the field over his last two games.
- › Had a rough game at the free throw line on Monday, sinking just one of his eight free throw attempts.
- › Has not scored in double figures in his last two games after reaching double figures in the first seven games.
- › Has at least three rebounds in every game.

GO FIGURE

- › Gordon put together seven straight double-figure scoring games to begin his senior campaign. It was pretty remarkable considering he scored in double figures just 10 times in his first three seasons combined.
- › Gordon's double-figure scoring streak came to an end at Clemson (Dec. 6), scoring just two points on 1-of-7 shooting in a 66-51 loss.

DUNK MACHINE

- › Gordon led Wofford with 21 dunks last season. Eleven of his 21 dunks came in the first 11 games.
- › Gordon slammed his first two dunks of the 2015-16 campaign in Wofford's win over Maryland Eastern Shore (Nov. 21). The first put Wofford ahead 51-43 with 9:29 left. The second put an exclamation on the win, increasing Wofford's lead to 12 with under a minute to play.
- › Gordon put down two more dunks against Kentucky Christian (Dec. 3), contributing to his game-high 16 points. He has five dunks on the season.

2015-16 OUTLOOK

- › Gordon earned a starting role last season and will most likely continue to be a starter in Wofford's lineup his senior year. He primarily plays the four and will be called upon for an increase in production with the graduation of Lee Skinner. He's coming off a season in which he averaged 7.5 points and 4.0 rebounds, connecting at 54.7 percent from the field, which ranked third in the Southern Conference.

SEASON HIGHS

CAREER HIGHS

Points	19 - at Mizzou (Nov. 13)	19 - at Mizzou (Nov. 13, 2015)
FG Made	7 (3x) - Last vs. Kentucky Christian (Dec. 3)	8 - vs. Hiwassee (Feb. 10, 2014)
FG Attempts	14 - at Georgia Tech (Dec. 1)	14 - at Georgia Tech (Dec. 1, 2015)
FG% (min. 5 made)	70% (7-10) - vs. Kentucky Christian (Dec. 3)	100% (3x, Best 8-8) - vs. Hiwassee (Feb. 10, 2014)
3FG Made	1 (3x) - Last vs. Kentucky Christian (Dec. 3)	1 (5x) - Last vs. Kentucky Christian (Dec. 3, 2015)
3FG Attempts	1 (5x) - Last at Clemson (Dec. 6)	1 (14x) - Last at Clemson (Dec. 6, 2015)
3FG% (min. 3 made)	N/A	N/A
FT Made	6 - at Mizzou (Nov. 13)	6 (2x) - Last at Mizzou (Nov. 13, 2015)
FT Attempts	8 (2x) - Last vs. Coastal Carolina (Dec. 14)	8 (5x) - Last vs. Coastal Carolina (Dec. 14, 2015)
FT% (min. 5 made)	83.3% (5-6) - at Presbyterian (Nov. 28)	83.3% (5-6) - vs. VMI (Jan. 8, 2015)
Rebounds	6 - at Mizzou (Nov. 13)	9 (2x) - Last vs. Florida National (Nov. 6, 2014)
Assists	5 - at Columbia (Nov. 24)	5 - at Columbia (Nov. 24, 2015)
Steals	2 (2x) - Last at Presbyterian (Nov. 28)	4 - at Samford (Jan. 3, 2015)
Blocks	1 (2x) - Last at Clemson (Dec. 6)	3 - vs. Samford (Jan. 10, 2015)
Minutes	31 - at Mizzou (Nov. 13)	31 - at Mizzou (Nov. 13, 2015)


CAREER YEAR-BY-YEAR

Season	gp-gs	min/avg	Total		3-Point		F-Throws		Rebounds				Scoring							
			fg-fga	pct	fg-fga	pct	ft-fa	pct	off	def	tot	avg	pf	fo	ast	to	blk	stl	pts	avg
2012-13	32-4	272/8.5	20-55	.364	1-6	.167	14-23	.609	16	24	40	1.3	51	1	12	19	5	7	55	1.7
2013-14	33-9	594/18.0	78-153	.510	0-2	.000	26-58	.448	60	48	108	3.3	86	4	25	40	5	18	182	5.5
2014-15	35-32	743/21.2	105-192	.547	1-1	1.000	52-96	.542	66	75	141	4.0	93	1	46	54	17	19	263	7.5
2015-16	9-8	233/25.9	42-83	.506	3-5	.600	18-31	.581	12	25	37	4.1	26	1	17	22	2	7	105	11.7
TOTAL	109-53	1842/16.9	245-483	.507	5-14	.357	110-208	.529	154	172	326	3.0	256	7	100	135	29	51	605	5.6

SoCon CHAMPIONS 2009-10, 2010-11, 2014-15
 SoCon TOURNAMENT CHAMPIONS 2010, 2011, 2014, 2015



NCAA TOURNAMENT 2010, 2011, 2014, 2015
 WOFFORD MEN'S BASKETBALL • WOFFORDTERRIERS.COM



#31 CJ NEUMANN

F • 6-7 • 235 • SR
ST. PAUL, MINN. • CRETIN-DERHAM HALL HIGH SCHOOL
MAJOR: BIOLOGY

2015-16 GAME-BY-GAME

Opponent	Date	gs	min	Total		3-Pointers		Free throws		Rebounds				pf	a	t/o	blk	stl	pts	avg	
				fg-fga	pct	3fg-fga	pct	ft-fa	pct	off	def	tot	avg								
at Mizzou	11/13/15	*	31	1-4	.250	0-0	.000	0-0	.000	1	4	5	5.0	3	1	1	0	1	2	2.0	
at North Carolina	11/18/15	*	34	0-2	.000	0-0	.000	0-0	.000	1	5	6	5.5	0	1	1	0	0	1.0		
UMES	11/21/15	*	32	2-6	.333	0-0	.000	2-4	.500	1	8	9	6.7	3	2	0	0	1	6	2.7	
at Columbia	11/24/15	*	32	1-3	.333	0-0	.000	1-3	.333	1	3	4	6.0	2	1	2	1	0	3	2.8	
at Presbyterian	11/28/15	*	27	0-4	.000	0-0	.000	1-2	.500	1	3	4	5.6	2	2	2	1	0	1	2.4	
at Georgia Tech	12/1/15	*	23	4-5	.800	0-0	.000	0-0	.000	1	1	2	5.0	3	0	1	0	1	8	3.3	
KENTUCKY CHRISTIAN	12/3/15	*	18	2-3	.667	0-0	.000	2-2	1.000	4	3	7	5.3	1	3	0	1	0	6	3.7	
at Clemson	12/6/15	*	17	1-1	1.000	0-0	.000	5-5	1.000	2	4	6	5.4	4	0	2	0	1	7	4.1	
COASTAL CAROLINA	12/14/15	*	29	3-4	.750	0-0	.000	0-0	.000	0	8	8	5.7	2	2	1	0	1	6	4.3	
Totals			9	243	14-32	.438	0-0	.000	11-16	.688	12	39	51	5.7	20	12	10	3	5	39	4.3

Games played: 9
 Minutes/game: 27.0
 Points/game: 4.3
 FG Pct: 43.8
 FT Pct: 68.8

Rebounds/game: 5.7
 Assists/game: 1.3
 Turnovers/game: 1.1
 Assist/turnover ratio: 1.2
 Steals/game: 0.6
 Blocks/game: 0.3

RECENT NOTES

- › Shooting 10-for-13 (.769) over his last four games, averaging 6.8 points per game.
- › Has at least two rebounds in every game, and at least five rebounds in six games.
- › His eight rebounds on Monday were one shy of his season-high nine against Maryland Eastern Shore.

EYEING THE GLASS

- › Neumann is averaging a team-best 5.7 rebounds, which includes a career-high nine boards in Wofford's home-opening victory over UMES (Nov. 21).
- › Neumann averaged 4.5 rebounds last season, 3.2 as a sophomore and 1.8 as a freshman. His production on the boards has increased every year.

MORE ACTION

- › Neumann is averaging 27.0 minutes this season, a significant increase from the 20.5 he averaged a year ago. He played a career-high 34 minutes in Chapel Hill against then-No. 1 North Carolina (Nov. 18).
- › Neumann has started all nine games to this point after starting just three in 2014-15. The most games Neumann has started in a season is 13 as a sophomore in 2013-14.

2015-16 OUTLOOK

- › Neumann looks to be Wofford's starter at the five position his senior season. Last year, he started the first three games and came off the bench the final 32 games. Neumann provided much-needed energy off the bench and still averaged over 20 minutes per game. In Southern Conference play, he averaged 5.6 points and 5.4 rebounds, connecting at over 60 percent from the field. Comparatively, he averaged 4.0 points and 4.5 rebounds at 51.6 percent from the field on the season overall.

SEASON HIGHS

CAREER HIGHS

Points	8 - at Georgia Tech (Dec. 1)	12 - vs. VMI (Jan. 8, 2015)
FG Made	4 - at Georgia Tech (Dec. 1)	5 (2x) - Last vs. Georgia Southern (March 9, 2014)
FG Attempts	6 - vs. MD Eastern Shore (Nov. 21)	8 - vs. Western Carolina (March 10, 2014)
FG% (min. 5 made)	N/A	100% (5-5) - at Appalachian State (Feb. 15, 2014)
3FG Made	0	1 - at Ball State (Nov. 16, 2012)
3FG Attempts	0	2 - at Colorado (Nov. 9, 2012)
3FG% (min. 3 made)	N/A	N/A
FT Made	5 - at Clemson (Dec. 6)	9 - at ETSU (Feb. 5, 2015)
FT Attempts	5 - at Clemson (Dec. 6)	14 - at ETSU (Feb. 5, 2015)
FT% (min. 5 made)	100% (5-5) - at Clemson (Dec. 6)	100% (5-5) - at Clemson (Dec. 6, 2015)
Rebounds	9 - vs. MD Eastern Shore (Nov. 21)	9 - vs. MD Eastern Shore (Nov. 21, 2015)
Assists	3 - vs. Kentucky Christian (Dec. 3)	3 (2x) - Last vs. Kentucky Christian (Dec. 3, 2015)
Steals	1 (5x) - Last vs. Coastal Carolina (Dec. 14)	3 - vs. Florida National (Dec. 6, 2014)
Blocks	1 (3x) - Last vs. Kentucky Christian (Dec. 3)	2 - vs. Furman (March 9, 2015)
Minutes	34 - at North Carolina (Nov. 18)	34 - at North Carolina (Nov. 18, 2015)

CAREER YEAR-BY-YEAR

Season	gp-gs		Total		3-Point		F-Throws		Rebounds				Scoring								
	gp	gs	min/avg	fg-fga	pct	fg-fga	pct	ft-fa	pct	off	def	tot	avg	pf	fo	ast	to	blk	stl	pts	avg
2012-13	29	2	352/12.1	25-53	.472	2-5	.400	19-25	.760	22	29	51	1.8	57	0	5	19	3	9	71	2.4
2013-14	33	13	652/19.8	65-112	.580	1-3	.333	15-30	.500	47	57	104	3.2	66	0	13	17	6	12	146	4.4
2014-15	35	3	719/20.5	48-93	.516	0-0	.000	44-67	.657	62	96	158	4.5	74	2	26	27	7	18	140	4.0
2015-16	9	9	243/27.0	14-32	.438	0-0	.000	11-16	.688	12	39	51	5.7	20	0	12	10	3	5	39	4.3
TOTAL	106	27	1966/18.5	152-290	.524	3-8	.375	89-138	.645	143	221	364	3.4	217	2	56	73	19	44	396	3.7

SoCon CHAMPIONS 2009-10, 2010-11, 2014-15
 SoCon TOURNAMENT CHAMPIONS 2010, 2011, 2014, 2015



NCAA TOURNAMENT 2010, 2011, 2014, 2015
 WOFFORD MEN'S BASKETBALL • WOFFORDTERRIERS.COM



#33 CAMERON JACKSON

F • 6-8 • 235 • SO
WINCHESTER, VA. • JOHN HANDLEY HIGH SCHOOL
MAJOR: ENVIRONMENTAL STUDIES

2015-16 GAME-BY-GAME

Opponent	Date	gs	min	Total		3-Pointers		Free throws		Rebounds				pf	a	t/o	blk	stl	pts	avg
				fg-fga	pct	3fg-fga	pct	ft-fa	pct	off	def	tot	avg							
at Mizzou	11/13/15		dnp	-	-	-	-	-	-	-	-	-	-	-	-	-	-	-	-	-
at North Carolina	11/18/15		dnp	-	-	-	-	-	-	-	-	-	-	-	-	-	-	-	-	-
UMES	11/21/15		dnp	-	-	-	-	-	-	-	-	-	-	-	-	-	-	-	-	-
at Columbia	11/24/15		dnp	-	-	-	-	-	-	-	-	-	-	-	-	-	-	-	-	-
at Presbyterian	11/28/15	15		2-4	.500	0-0	.000	1-2	.500	3	4	7	7.0	3	0	0	0	2	5	5.0
at Georgia Tech	12/1/15	9		1-1	1.000	0-0	.000	2-2	1.000	2	1	3	5.0	5	1	1	0	1	4	4.5
KENTUCKY CHRISTIAN	12/3/15	10		2-2	1.000	0-0	.000	0-0	.000	1	2	3	4.3	3	0	1	1	2	4	4.3
at Clemson	12/6/15	21		1-3	.333	0-0	.000	0-0	.000	1	5	6	4.8	3	0	1	1	0	2	3.8
COASTAL CAROLINA	12/14/15	16		2-5	.400	0-0	.000	2-2	1.000	2	0	2	4.2	3	1	1	0	1	6	4.2
Totals		1	71	8-15	.533	0-0	.000	5-6	.833	9	12	21	4.2	17	2	4	2	6	21	4.2

Games played: 5
 Minutes/game: 14.2
 Points/game: 4.2
 FG Pct: 53.3
 FT Pct: 83.3

Rebounds/game: 4.2
 Assists/game: 0.4
 Turnovers/game: 0.8
 Assist/turnover ratio: 0.5
 Steals/game: 1.2
 Blocks/game: 0.4

RECENT NOTES

- › Has scored in every game since his return on Nov. 28 against Presbyterian.
- › Averaging 18.5 minutes over his last two games after averaging 11.3 over his first three games.
- › Tied his career-high with six points on Monday against Coastal Carolina.

FIRST START

- › Jackson earned the first start of his Terrier career at Georgia Tech (Dec. 1). He finished the game with four points and three rebounds in nine minutes.

SPARK IN THE LINEUP

- › Jackson made his season debut on November 28 at Presbyterian and was a crucial part of Wofford's 68-58 victory. He entered the game with the Terriers trailing 10-3 and scored a basket within 11 seconds. Jackson then came up with a steal on the other end, sparking a 10-2 run that put Wofford on top for the first time.
- › Jackson finished the game with five points, two steals and a career-high seven rebounds in just 15 minutes. Three of his seven rebounds came on the offensive end, helping Wofford score 10 second-chance points.

SIDELINED

- › Jackson missed the first four games of the season with a knee injury he suffered in the preseason. He made his season debut on November 28 at Presbyterian.

2015-16 OUTLOOK

- › Jackson played in all but three games as a freshman in 2014-15 and should compete for a starting role as a sophomore. Last season, he saw more minutes the first half of the season than the second half, averaging 9.6 minutes through his first 16 games and 6.9 minutes over his last 16. Some of that had to do with CJ Neumann seeing an increase in playing time through Southern Conference play, slotting Jackson behind Skinner, Gordon and Neumann in Wofford's post-player rotation.
- › Jackson's 32 games played in 2014-15 tied for the most by Wofford's freshman class with Derrick Brooks.

SEASON HIGHS


CAREER HIGHS

Points	6 - vs. Coastal Carolina (Dec. 14)	6 (3x) - Last vs. Coastal Carolina (Dec. 14, 2015)
FG Made	2 (3x) - Last vs. Coastal Carolina (Dec. 14)	2 (11x) - Last vs. Coastal Carolina (Dec. 14, 2015)
FG Attempts	5 - vs. Coastal Carolina (Dec. 14)	7 - vs. Presbyterian (Dec. 3, 2014)
FG% (min. 5 made)	N/A	N/A
3FG Made	0	0
3FG Attempts	0	0
3FG% (min. 3 made)	N/A	N/A
FT Made	2 (2x) - Last vs. Coastal Carolina (Dec. 14)	3 - vs. Ohio Valley (Nov. 25, 2014)
FT Attempts	2 (3x) - Last vs. Coastal Carolina (Dec. 14)	4 (2x) - Last at Samford (Jan. 3, 2015)
FT% (min. 5 made)	N/A	N/A
Rebounds	7 - at Presbyterian (Nov. 28)	7 - at Presbyterian (Nov. 28, 2015)
Assists	1 (2x) - Last vs. Coastal Carolina (Dec. 14)	1 (9x) - Last vs. Coastal Carolina (Dec. 14)
Steals	2 (2x) - Last vs. Kentucky Christian (Dec. 3)	2 (4x) - Last vs. Kentucky Christian (Dec. 3, 2015)
Blocks	1 (2x) - Last at Clemson (Dec. 6)	4 - vs. Furman (Jan. 22, 2015)
Minutes	21 - at Clemson (Dec. 6)	21 - at Clemson (Dec. 6, 2015)

CAREER YEAR-BY-YEAR

Season	gp-gs		Total		3-Point		F-Throws		Rebounds				Scoring												
	gp	gs	fg-fga	pct	fg-fga	pct	ft-fa	pct	off	def	tot	avg	pf	fo	ast	to	blk	stl	pts	avg					
2014-15	32	0	265	8.3	30	53	.566	0	0	.000	16	21	.762	15	37	52	1.6	48	0	7	11	12	11	76	2.4
2015-16	5	1	71	14.2	8	15	.533	0	0	.000	5	6	.833	9	12	21	4.2	17	1	2	4	2	6	21	4.2
TOTAL	37	1	336	9.1	38	68	.559	0	0	.000	21	27	.778	24	49	73	2.0	65	1	9	15	14	17	97	2.6





#35 RYAN SAWVELL

F • 6-8 • 215 • R-JR
MUNDELEIN, ILL. • MUNDELEIN HIGH SCHOOL / EVANSVILLE
MAJOR: ECONOMICS

2015-16 GAME-BY-GAME

Opponent	Date	gs	min	Total		3-Pointers		Free throws		Rebounds				pf	a	t/o	blk	stl	pts	avg
				fg-fga	pct	3fg-fga	pct	ft-fa	pct	off	def	tot	avg							
at Mizzou	11/13/15	6	0-1	.000	0-0	.000	0-0	.000	0	1	1	1.0	2	0	1	0	0	0	0.0	
at North Carolina	11/18/15	0	0-0	.000	0-0	.000	0-0	.000	0	0	0.5	0	0	0	0	0	0	0.0		
UMES	11/21/15	7	0-0	.000	0-0	.000	0-0	.000	0	1	1	0.7	1	0	0	0	0	0.0		
at Columbia	11/24/15	4	0-0	.000	0-0	.000	0-0	.000	0	2	2	1.0	0	0	0	0	0	0.0		
at Presbyterian	11/28/15	dnp	-	-	-	-	-	-	-	-	-	-	-	-	-	-	-	-		
at Georgia Tech	12/1/15	10	2-3	.667	0-1	.000	0-0	.000	0	3	3	1.4	0	0	0	1	0	4.0		
KENTUCKY CHRISTIAN	12/3/15	12	2-3	.667	0-1	.000	0-0	.000	0	2	2	1.5	1	1	0	0	0	4.0		
at Clemson	12/6/15	22	2-3	.667	0-1	.000	0-0	.000	1	3	4	1.9	3	0	1	0	0	4.0		
COASTAL CAROLINA	12/14/15	4	1-1	1.000	0-0	.000	0-0	.000	0	0	0	1.6	0	0	0	0	0	2.0		
Totals		0	65	7-11	.636	0-3	.000	0-0	.000	1	12	13	1.6	7	1	2	1	0	14.0	

Games played: 8
 Minutes/game: 8.1
 Points/game: 1.8
 FG Pct: 63.6
 3FG Pct: 0.0

Rebounds/game: 1.6
 Assists/game: 0.1
 Turnovers/game: 0.3
 Assist/turnover ratio: 0.5
 Blocks/game: 0.1

RECENT NOTES

- › Has scored in each of the last four games.
- › Shooting 7-for-10 over the last four games
- › Leads Wofford with at 63.6-percent shooting (min. 10 shot attempts).

BUILDING STOCK

- › Sawvell had a quality three-game stretch from Dec. 1 through Dec. 6. In each outing, he scored four points and shot 2-of-3 from the field, averaging three rebounds and 14.7 minutes per game.
- › At Clemson (Dec. 6), Sawvell recorded season-highs of four rebounds and 22 minutes to go with his four points.

2015-16 OUTLOOK

- › Prior to this season, Sawvell had not played in a collegiate basketball game since Nov. 30, 2013, which was his last at Evansville before parting ways with the program. Last season was his first on Wofford's roster, which he sat out due to NCAA transfer rules. Sawvell will compete for playing time in the post.

AT EVANSVILLE

- › Sawvell averaged 6.0 points in seven games as a junior at Evansville in 2013-14. He played in all 35 games as a sophomore in 2012-13, averaging 3.5 points and 2.7 rebounds in 12.4 minutes. As a freshman in 2011-12, he played in 29 games and started 22, averaging 6.2 points and 4.0 rebounds. He was named to the Missouri Valley Conference All-Freshman Team.

CAREER AWARDS

- › 2011-12 MVC All-Freshman Team

SEASON HIGHS CAREER HIGHS


Points	4 (3x) - Last at Clemson (Dec. 6)	16 - vs. Oakland City (Dec. 18, 2012)*
FG Made	2 (3x) - Last at Clemson (Dec. 6)	7 (3x) - Last vs. Valparaiso (Nov. 20, 2013)*
FG Attempts	3 (3x) - Last at Clemson (Dec. 6)	10 (2x) - Last vs. Valparaiso (Nov. 20, 2013)*
FG% (min. 5 made)	N/A	87.5% (7-8) - vs. Oakland City (Dec. 18, 2012)*
3FG Made	0	1 - vs. Creighton (Feb. 16, 2013)*
3FG Attempts	1 (3x) - Last at Clemson (Dec. 6)	1 (6x) - Last at Clemson (Dec. 6)
3FG% (min. 3 made)	N/A	N/A
FT Made	0	4 - vs. Yale (Nov. 16, 2012)*
FT Attempts	0	4 - vs. Yale (Nov. 16, 2012)*
FT% (min. 5 made)	N/A	N/A
Rebounds	4 - at Clemson (Dec. 6)	16 - at Bradley (Feb. 1, 2012)*
Assists	1 - vs. Kentucky Christian (Dec. 3)	3 - vs. Indiana State (Jan. 29, 2012)*
Steals	0	2 (7x) - Last vs. Alabama State (Dec. 15, 2012)*
Blocks	1 - at Georgia Tech (Dec. 1)	1 (8x) - Last at Georgia Tech (Dec. 1, 2015)
Minutes	22 - at Clemson (Dec. 6)	35 - vs. Missouri State (Feb. 25, 2012)*

*at Evansville

CAREER YEAR-BY-YEAR (AT WOFFORD)

Season	gp-gs	min/avg	Total		3-Point		F-Throws		Rebounds				Scoring							
			fg-fga	pct	fg-fga	pct	ft-fa	pct	off	def	tot	avg	pf	fo	ast	to	blk	stl	pts	avg
2015-16	8-0	65/8.1	7-11	.636	0-3	.000	0-0	.000	1	12	13	1.6	7	0	1	2	1	0	14	1.8
TOTAL	8-0	65/8.1	7-11	.636	0-3	.000	0-0	.000	1	12	13	1.6	7	0	1	2	1	0	14	1.8





#40 ERIC WAGENLANDER

G • 6-2 • 180 • JR
MT. PLEASANT, S.C. • WANDO HIGH SCHOOL
MAJOR: BUSINESS ECONOMICS

2015-16 OUTLOOK

› Wagenlander, a walk-on guard from Mt. Pleasant, S.C., played in three games as a sophomore last season. As a freshman in 2013-14, he played in 10 games.

2015-16 GAME-BY-GAME

Opponent	Date	gs	min	Total		3-Pointers		Free throws		Rebounds				pf	a	t/o	blk	stl	pts	avg
				fg-fga	pct	3fg-fga	pct	ft-fa	pct	off	def	tot	avg							
at Mizzou	11/13/15	dnp	-	-	-	-	-	-	-	-	-	-	-	-	-	-	-	-	-	-
at North Carolina	11/18/15	1	0-0	.000	0-0	.000	0-0	.000	0	1	1	1.0	0	0	0	0	0	0	0.0	
UMES	11/21/15	dnp	-	-	-	-	-	-	-	-	-	-	-	-	-	-	-	-	-	
at Columbia	11/24/15	dnp	-	-	-	-	-	-	-	-	-	-	-	-	-	-	-	-	-	
at Presbyterian	11/28/15	dnp	-	-	-	-	-	-	-	-	-	-	-	-	-	-	-	-	-	
at Georgia Tech	12/1/15	dnp	-	-	-	-	-	-	-	-	-	-	-	-	-	-	-	-	-	
KENTUCKY CHRISTIAN	12/3/15	4	0-2	.000	0-2	.000	0-0	.000	0	0	0	0.5	0	0	0	0	0	0	0.0	
at Clemson	12/6/15	dnp	-	-	-	-	-	-	-	-	-	-	-	-	-	-	-	-	-	
COASTAL CAROLINA	12/14/15	dnp	-	-	-	-	-	-	-	-	-	-	-	-	-	-	-	-	-	
Totals		0	5	0-2	.000	0-2	.000	0-0	.000	0	1	1	0.5	0	0	0	0	0	0.0	

Games played: 2
 Minutes/game: 2.5
 FG Pct: 0.0
 3FG Pct: 0.0


Rebounds/game: 0.5

SEASON HIGHS CAREER HIGHS

Points	0	3 - vs. Hiwassee (Feb. 10, 2014)
FG Made	0	1 - vs. Hiwassee (Feb. 10, 2014)
FG Attempts	2 - vs. Kentucky Christian (Dec. 3)	4 - vs. Hiwassee (Feb. 10, 2014)
FG% (min. 5 made)	N/A	N/A
3FG Made	0	1 - vs. Hiwassee (Feb. 10, 2014)
3FG Attempts	2 - vs. Kentucky Christian (Dec. 3)	4 - vs. Hiwassee (Feb. 10, 2014)
3FG% (min. 3 made)	N/A	N/A
FT Made	0	0
FT Attempts	0	0
FT% (min. 5 made)	N/A	N/A
Rebounds	1 - at North Carolina (Nov. 18)	1 (2x) - Last at North Carolina (Nov. 18, 2015)
Assists	0	2 - vs. Johnson & Wales (Nov. 30, 2013)
Steals	0	0
Blocks	0	0
Minutes	4 - vs. Kentucky Christian (Dec. 3)	9 - vs. Hiwassee (Feb. 10, 2014)

CAREER YEAR-BY-YEAR

Season	gp-gs	min/avg	Total		3-Point		F-Throws		Rebounds				Scoring							
			fg-fga	pct	fg-fga	pct	ft-fa	pct	off	def	tot	avg	pf	fo	ast	to	blk	stl	pts	avg
2013-14	10-0	27/2.7	1-8	.125	1-6	.167	0-0	.000	0	0	0	0.0	2	0	3	2	0	0	3	0.3
2014-15	3-0	6/2.0	0-1	.000	0-1	.000	0-0	.000	0	1	1	0.3	0	0	0	1	0	0	0	0.0
2015-16	2-0	5/2.5	0-2	.000	0-2	.000	0-0	.000	0	1	1	0.5	0	0	0	0	0	0	0	0.0
TOTAL	15-0	38/2.5	1-11	.091	1-9	.111	0-0	.000	0	2	2	0.1	2	0	3	3	0	0	3	0.2



#50 MATTHEW PEGRAM

C • 6-11 • 240 • FR
MT. PLEASANT, S.C. • WANDO HIGH SCHOOL
MAJOR: UNDECLARED

2015-16 GAME-BY-GAME

Opponent	Date	gs	min	Total		3-Pointers		Free throws		Rebounds				pf	a	t/o	blk	stl	pts	avg
				fg-fga	pct	3fg-fga	pct	ft-fa	pct	off	def	tot	avg							
at Mizzou	11/13/15	11	1-1	1.000	0-0	.000	2-2	1.000	1	1	2	2.0	4	0	1	0	0	4	4.0	
at North Carolina	11/18/15	14	1-3	.333	0-0	.000	0-0	.000	1	1	2	2.0	5	0	0	0	0	2	3.0	
UMES	11/21/15	17	2-2	1.000	0-0	.000	0-0	.000	2	1	3	2.3	3	0	0	3	0	4	3.3	
at Columbia	11/24/15	15	3-8	.375	0-0	.000	0-0	.000	1	1	2	2.3	0	0	1	0	0	6	4.0	
at Presbyterian	11/28/15	12	1-1	1.000	0-0	.000	2-2	1.000	1	2	3	2.4	2	0	1	1	0	4	4.0	
at Georgia Tech	12/1/15	10	1-3	.333	0-0	.000	0-0	.000	0	1	1	2.2	4	0	0	0	0	2	3.7	
KENTUCKY CHRISTIAN	12/3/15	13	3-4	.750	0-0	.000	2-3	.667	0	2	2	2.1	1	2	0	1	0	8	4.3	
at Clemson	12/6/15	2	0-0	.000	0-0	.000	0-0	.000	0	0	0	1.9	2	0	0	0	0	0	3.8	
COASTAL CAROLINA	12/14/15	6	0-0	.000	0-0	.000	0-0	.000	0	1	1	1.8	1	0	0	1	0	0	3.3	
Totals		0	100	12-22	.545	0-0	.000	6-7	.857	6	10	16	1.8	22	2	3	6	0	30	3.3

Games played: 9
 Minutes/game: 11.1
 Points/game: 3.3
 FG Pct: 54.5
 FT Pct: 85.7

Rebounds/game: 1.8
 Assists/game: 0.2
 Turnovers/game: 0.3
 Assist/turnover ratio: 0.7
 Blocks/game: 0.7

RECENT NOTES

- › Averaging just 4.0 minutes over his last two games after playing at least 10 minutes in the first seven games.
- › Has not taken a shot since the Dec. 3 game against Kentucky Christian.

FRESHMAN IMPACT

- › Pegram is seeing quality playing time and becoming a key contributor off the bench in the early part of his freshman season. In seven of his first nine games, he's played at least 10 minutes, scored and grabbed a rebound.
- › Pegram's best offensive performance to date came against Kentucky Christian, scoring a season-high eight points on 3-of-4 shooting. His best defensive effort came in Wofford's home opener (Nov. 21), rejecting three UMES shot attempts. His three blocks are the most by a Terrier in a game this season.

WOFFORD LEGACY

- › Pegram's uncle, Willie Pegram, played basketball at Wofford from 1964-68 and is ninth on the school's all-time scoring list with 1,659 career points.

PRIOR TO WOFFORD

- › Pegram was a three-year letterwinner at Wando High School in Mt. Pleasant, S.C., where he led Wando to a state championship and 25-4 record his junior year. Pegram averaged a double-double of 11 points and 10 rebounds that season and was a 4A All-State and All-Region honoree. As a sophomore, he averaged four points and five rebounds, missing most of the season with an injury.

SEASON HIGHS CAREER HIGHS

Points	8 - vs. Kentucky Christian (Dec. 3)	Same
FG Made	3 (2x) - Last vs. Kentucky Christian (Dec. 3)	Same
FG Attempts	8 - at Columbia (Nov. 24)	Same
FG% (min. 5 made)	N/A	Same
3FG Made	0	Same
3FG Attempts	0	Same
3FG% (min. 3 made)	N/A	Same
FT Made	2 (3x) - Last vs. Kentucky Christian (Dec. 3)	Same
FT Attempts	3 - vs. Kentucky Christian (Dec. 3)	Same
FT% (min. 5 made)	N/A	Same
Rebounds	3 (2x) - Last at Presbyterian (Nov. 28)	Same
Assists	2 - vs. Kentucky Christian (Dec. 3)	Same
Steals	0	Same
Blocks	3 - vs. MD Eastern Shore (Nov. 21)	Same
Minutes	17 - vs. MD Eastern Shore (Nov. 21)	Same

CAREER YEAR-BY-YEAR

Season	gp-gs	min/avg	Total		3-Point		F-Throws		Rebounds				Scoring							
			fg-fga	pct	fg-fga	pct	ft-fa	pct	off	def	tot	avg	pf	fo	ast	to	blk	stl	pts	avg
2015-16	9-0	100/11.1	12-22	.545	0-0	.000	6-7	.857	6	10	16	1.8	22	1	2	3	6	0	30	3.3
TOTAL	9-0	100/11.1	12-22	.545	0-0	.000	6-7	.857	6	10	16	1.8	22	1	2	3	6	0	30	3.3



OVERALL STATS



2015-16 WOFFORD MEN'S BASKETBALL STATS ALL GAMES



RECORD:	OVERALL	HOME	AWAY	NEUTRAL
ALL GAMES	3-6	2-1	1-5	0-0
CONFERENCE	0-0	0-0	0-0	0-0
NON-CONFERENCE	3-6	2-1	1-5	0-0

#	Player	gp-gs	min	avg	Total		3-Point		F-Throw		Rebounds		pf	dq	a	to	blk	stl	pts	avg		
					fg-fga	fg%	3fg-fga	3fg%	ft-fa	ft%	off	def									tot	avg
12	Spencer Collins	9-9	287	31.9	39-105	.371	15-45	.333	29-41	.707	5	18	23	2.6	18	0	20	11	0	7	122	13.6
24	Justin Gordon	9-8	233	25.9	42-83	.506	3-5	.600	18-31	.581	12	25	37	4.1	26	1	17	22	2	7	105	11.7
03	Fletcher Magee	9-2	215	23.9	30-73	.411	18-47	.383	19-20	.950	7	22	29	3.2	15	0	11	10	0	3	97	10.8
05	Eric Garcia	9-9	275	30.6	22-59	.373	14-39	.359	32-41	.780	3	23	26	2.9	15	0	31	8	0	4	90	10.0
20	Jaylen Allen	7-7	142	20.3	15-47	.319	5-24	.208	4-9	.444	4	10	14	2.0	16	0	7	4	1	6	39	5.6
31	CJ Neumann	9-9	243	27.0	14-32	.438	0-0	.000	11-16	.688	12	39	51	5.7	20	0	12	10	3	5	39	4.3
33	Cameron Jackson	5-1	71	14.2	8-15	.533	0-0	.000	5-6	.833	9	12	21	4.2	17	1	2	4	2	6	21	4.2
50	Matthew Pegram	9-0	100	11.1	12-22	.545	0-0	.000	6-7	.857	6	10	16	1.8	22	1	2	3	6	0	30	3.3
15	Trevor Stumpe	7-0	42	6.0	8-14	.571	3-6	.500	3-3	1.000	0	2	2	0.3	4	0	2	0	0	0	22	3.1
35	Ryan Sawwell	8-0	65	8.1	7-11	.636	0-3	.000	0-0	.000	1	12	13	1.6	7	0	1	2	1	0	14	1.8
04	Zach Korkowski	3-0	8	2.7	1-1	1.000	0-0	.000	3-3	1.000	2	0	2	0.7	0	0	0	0	0	0	5	1.7
01	Derrick Brooks	9-0	102	11.3	3-11	.273	1-3	.333	0-0	.000	0	11	11	1.2	7	0	7	12	2	3	7	0.8
11	Bobby Perez	3-0	8	2.7	1-2	.500	0-0	.000	0-0	.000	0	0	0	0.0	1	0	1	0	0	0	2	0.7
40	Eric Wagenlander	2-0	5	2.5	0-2	.000	0-2	.000	0-0	.000	0	1	1	0.5	0	0	0	0	0	0	0	0.0
02	Jimmy Jent	2-0	4	2.0	0-1	.000	0-1	.000	0-0	.000	0	0	0	0.0	0	0	0	1	0	0	0	0.0
	Team										6	14	20				4					
	Total.....	9	1800		202-478	.423	59-175	.337	130-177	.734	67	199	266	29.6	168	3	113	91	17	41	593	65.9
	Opponents.....	9	1800		225-457	.492	53-129	.411	129-190	.679	64	228	292	32.4	169	-	107	104	26	38	632	70.2

TEAM STATISTICS

	WOF	OPP	Date	Opponent	Score	Att.
SCORING	593	632	^ 11/13/15	at Mizzou	L 74-83	5037
Points per game	65.9	70.2	^ 11/18/15	at North Carolina	L 58-78	12095
Scoring margin	-4.3	-	^ 11/21/15	UMES	W 73-63	1970
FIELD GOALS-ATT	202-478	225-457	^ 11/24/15	at Columbia	L 59-70	840
Field goal pct	.423	.492	11/28/15	at Presbyterian	W 68-58	715
3 POINT FG-ATT	59-175	53-129	12/1/15	at Georgia Tech	L 61-77	4389
3-point FG pct	.337	.411	12/3/15	KENTUCKY CHRISTIAN	W 86-66	870
3-pt FG made per game	6.6	5.9	12/6/15	at Clemson	L 51-66	4945
FREE THROWS-ATT	130-177	129-190	12/14/15	COASTAL CAROLINA	L 63-71	1026
Free throw pct	.734	.679				
F-Throws made per game	14.4	14.3				
REBOUNDS	266	292				
Rebounds per game	29.6	32.4				
Rebounding margin	-2.9	-				
ASSISTS	113	107				
Assists per game	12.6	11.9				
TURNOVERS	91	104				
Turnovers per game	10.1	11.6				
Turnover margin	+1.4	-				
Assist/turnover ratio	1.2	1.0				
STEALS	41	38				
Steals per game	4.6	4.2				
BLOCKS	17	26				
Blocks per game	1.9	2.9				
ATTENDANCE	3866	28021				
Home games-Avg/Game	3-1289	6-4670				
Neutral site-Avg/Game	-	0-0				

^ = CBE Hall of Fame Classic
* = Conference game

Score by Periods	1st	2nd	Totals
Wofford	269	324	593
Opponents	285	347	632



INDIVIDUAL SEASON/CAREER STATS



2015-16 Wofford Men's Basketball Wofford Season/Career Statistics (as of Dec 16, 2015) All games



SEASON STATISTICS

CAREER STATISTICS

SUMMARY	SEASON STATISTICS										CAREER STATISTICS									
	gp-gs	min/g	fg%	3fg%	ft%	r/g	a/g	stl	blk	pts/g	gp-gs	min/g	fg%	3fg%	ft%	r/g	a/g	stl	blk	pts/g
Spencer Collins	9-9	31.9	.371	.333	.707	2.6	2.2	7	0	13.6	109-109	29.0	.417	.327	.765	3.0	1.3	74	15	12.3
Justin Gordon	9-8	25.9	.506	.600	.581	4.1	1.9	7	2	11.7	109-53	16.9	.507	.357	.529	3.0	0.9	51	29	5.6
Fletcher Magee	9-2	23.9	.411	.383	.950	3.2	1.2	3	0	10.8	9-2	23.9	.411	.383	.950	3.2	1.2	3	0	10.8
Eric Garcia	9-9	30.6	.373	.359	.780	2.9	3.4	4	0	10.0	72-65	27.2	.422	.401	.744	2.0	2.6	44	1	7.8
Jaylen Allen	7-7	20.3	.319	.208	.444	2.0	1.0	6	1	5.6	75-13	16.0	.422	.380	.663	1.7	0.7	62	5	5.7
CJ Neumann	9-9	27.0	.438	.000	.688	5.7	1.3	5	3	4.3	106-27	18.5	.524	.375	.645	3.4	0.5	44	19	3.7
Cameron Jackson	5-1	14.2	.533	.000	.833	4.2	0.4	6	2	4.2	37-1	9.1	.559	.000	.778	2.0	0.2	17	14	2.6
Matthew Pegram	9-0	11.1	.545	.000	.857	1.8	0.2	0	6	3.3	9-0	11.1	.545	.000	.857	1.8	0.2	0	6	3.3
Trevor Stumpe	7-0	6.0	.571	.500	1.000	0.3	0.3	0	0	3.1	7-0	6.0	.571	.500	1.000	0.3	0.3	0	0	3.1
Ryan Sawwell	8-0	8.1	.636	.000	.000	1.6	0.1	0	1	1.8	8-0	8.1	.636	.000	.000	1.6	0.1	0	1	1.8
Zach Korkowski	3-0	2.7	1.000	.000	1.000	0.7	0.0	0	0	1.7	26-0	2.5	.545	.000	1.000	0.6	0.1	1	0	0.9
Derrick Brooks	9-0	11.3	.273	.333	.000	1.2	0.8	3	2	0.8	41-0	9.9	.344	.214	.389	1.0	0.7	11	5	1.3
Bobby Perez	3-0	2.7	.500	.000	.000	0.0	0.3	0	0	0.7	10-0	2.3	.500	1.000	.500	0.0	0.1	1	0	0.9
Eric Wagenlander	2-0	2.5	.000	.000	.000	0.5	0.0	0	0	0.0	15-0	2.5	.091	.111	.000	0.1	0.2	0	0	0.2
Jimmy Jent	2-0	2.0	.000	.000	.000	0.0	0.0	0	0	0.0	2-0	2.0	.000	.000	.000	0.0	0.0	0	0	0.0

SCORING	SEASON STATISTICS								CAREER STATISTICS							
	fg-fga	fg%	3fg-fga	3fg%	ft-fita	ft%	pts	pts/g	fg-fga	fg%	3fg-fga	3fg%	ft-fita	ft%	pts	pts/g
Spencer Collins	39-105	.371	15-45	.333	29-41	.707	122	13.6	460-1104	.417	122-373	.327	303-396	.765	1345	12.3
Justin Gordon	42-83	.506	3-5	.600	18-31	.581	105	11.7	245-483	.507	5-14	.357	110-208	.529	605	5.6
Fletcher Magee	30-73	.411	18-47	.383	19-20	.950	97	10.8	30-73	.411	18-47	.383	19-20	.950	97	10.8
Eric Garcia	22-59	.373	14-39	.359	32-41	.780	90	10.0	163-386	.422	89-222	.401	145-195	.744	560	7.8
Jaylen Allen	15-47	.319	5-24	.208	4-9	.444	39	5.6	151-358	.422	73-192	.380	55-83	.663	430	5.7
CJ Neumann	14-32	.438	0-0	.000	11-16	.688	39	4.3	152-290	.524	3-8	.375	89-138	.645	396	3.7
Cameron Jackson	8-15	.533	0-0	.000	5-6	.833	21	4.2	38-68	.559	0-0	.000	21-27	.778	97	2.6
Matthew Pegram	12-22	.545	0-0	.000	6-7	.857	30	3.3	12-22	.545	0-0	.000	6-7	.857	30	3.3
Trevor Stumpe	8-14	.571	3-6	.500	3-3	1.000	22	3.1	8-14	.571	3-6	.500	3-3	1.000	22	3.1
Ryan Sawwell	7-11	.636	0-3	.000	0-0	.000	14	1.8	7-11	.636	0-3	.000	0-0	.000	14	1.8
Zach Korkowski	1-1	1.000	0-0	.000	3-3	1.000	5	1.7	6-11	.545	0-3	.000	11-11	1.000	23	0.9
Derrick Brooks	3-11	.273	1-3	.333	0-0	.000	7	0.8	21-61	.344	3-14	.214	7-18	.389	52	1.3
Bobby Perez	1-2	.500	0-0	.000	0-0	.000	2	0.7	3-6	.500	1-1	1.000	2-4	.500	9	0.9
Eric Wagenlander	0-2	.000	0-2	.000	0-0	.000	0	0.0	1-11	.091	1-9	.111	0-0	.000	3	0.2
Jimmy Jent	0-1	.000	0-1	.000	0-0	.000	0	0.0	0-1	.000	0-1	.000	0-0	.000	0	0.0

TOTALS	SEASON STATISTICS								CAREER STATISTICS							
	o-reb	d-reb	t-reb	pf	fo	ast	to	a/to	o-reb	d-reb	t-reb	pf	fo	ast	to	a/to
Spencer Collins	5	18	23	18	0	20	11	1.8	77	246	323	215	1	145	154	0.9
Justin Gordon	12	25	37	26	1	17	22	0.8	154	172	326	256	7	100	135	0.7
Fletcher Magee	7	22	29	15	0	11	10	1.1	7	22	29	15	0	11	10	1.1
Eric Garcia	3	23	26	15	0	31	8	3.9	18	126	144	100	0	189	78	2.4
Jaylen Allen	4	10	14	16	0	7	4	1.8	30	96	126	131	0	50	65	0.8
CJ Neumann	12	39	51	20	0	12	10	1.2	143	221	364	217	2	56	73	0.8
Cameron Jackson	9	12	21	17	1	2	4	0.5	24	49	73	65	1	9	15	0.6
Matthew Pegram	6	10	16	22	1	2	3	0.7	6	10	16	22	1	2	3	0.7
Trevor Stumpe	0	2	2	4	0	2	0	0.0	0	2	2	4	0	2	0	0.0
Ryan Sawwell	1	12	13	7	0	1	2	0.5	1	12	13	7	0	1	2	0.5
Zach Korkowski	2	0	2	0	0	0	0	0.0	5	10	15	10	0	2	6	0.3
Derrick Brooks	0	11	11	7	0	7	12	0.6	1	41	42	32	0	30	40	0.8
Bobby Perez	0	0	0	1	0	1	0	0.0	0	0	0	3	0	1	3	0.3
Eric Wagenlander	0	1	1	0	0	0	0	0.0	0	2	2	2	0	3	3	1.0
Jimmy Jent	0	0	0	0	0	0	1	0.0	0	0	0	0	0	0	1	0.0



TEAM/OPPONENT GAME HIGHS

WOFFORD GAME HIGHS

Points	86vs. Ky. Christian (Dec. 3)
.....	74at Mizzou (Nov. 13)
.....	73vs. Md. Eastern Shore (Nov. 21)
FG Made	34vs. Ky. Christian (Dec. 3)
.....	24at Columbia (Nov. 24)
.....	24vs. Md. Eastern Shore (Nov. 21)
FG Attempts	62vs. Ky. Christian (Dec. 3)
.....	57at North Carolina (Nov. 18)
.....	55at Georgia Tech (Dec. 1)
.....	55at Mizzou (Nov. 13)
FG Percentage	54.8% (34-62)vs. Ky. Christian (Dec. 3)
.....	48.0% (24-50)at Columbia (Nov. 24)
.....	45.3% (24-53)vs. Md. Eastern Shore (Nov. 21)
.....	41.8% (23-55)at Georgia Tech (Dec. 1)
3-Point FG Made	10at Mizzou (Nov. 13)
.....	9at North Carolina (Nov. 18)
3-Point FG Attempts	27at Mizzou (Nov. 13)
.....	25vs. Ky. Christian (Dec. 3)
.....	24at North Carolina (Nov. 18)
3-Point FG Percentage	50.0% (6-12)at Columbia (Nov. 24)
.....	42.9% (6-14)at Presbyterian (Nov. 28)
.....	41.2% (7-17)at Clemson (Dec. 6)
Free Throws Made	26at Presbyterian (Nov. 28)
.....	22at Mizzou (Nov. 13)
.....	19vs. Coastal Carolina (Dec. 14)
.....	19vs. Md. Eastern Shore (Nov. 21)
Free Throws Attempts	34at Presbyterian (Nov. 28)
.....	33at Mizzou (Nov. 13)
.....	29vs. Coastal Carolina (Dec. 14)
Free Throw Percentage	100% (12-12)at Georgia Tech (Dec. 1)
.....	85.7% (12-14)at Clemson (Dec. 6)
.....	80.0% (12-15)vs. Ky. Christian (Dec. 3)
Rebounds	36at Presbyterian (Nov. 28)
.....	36vs. Md. Eastern Shore (Nov. 21)
.....	34at Clemson (Dec. 6)
.....	34vs. Ky. Christian (Dec. 3)
Assists	22vs. Ky. Christian (Dec. 3)
.....	13at Georgia Tech (Dec. 1)
.....	13vs. Md. Eastern Shore (Nov. 21)
Steals	8at Presbyterian (Nov. 28)
.....	7vs. Coastal Carolina (Dec. 14)
.....	5vs. Ky. Christian (Dec. 3)
.....	5vs. Md. Eastern Shore (Nov. 21)
Blocked Shots	4vs. Md. Eastern Shore (Nov. 21)
.....	3vs. Coastal Carolina (Dec. 14)
.....	3vs. Ky. Christian (Dec. 3)
Turnovers	15at North Carolina (Nov. 18)
.....	14at Clemson (Dec. 6)
.....	13at Presbyterian (Nov. 28)
.....	13at Columbia (Nov. 24)
Fouls	26at Georgia Tech (Dec. 1)
.....	24at Mizzou (Nov. 13)
.....	22at Clemson (Dec. 6)

OPPONENT GAME HIGHS

Points	83at Mizzou (Nov. 13)
.....	78at North Carolina (Nov. 18)
.....	71vs. Coastal Carolina (Dec. 14)
.....	71at Georgia Tech (Dec. 1)
FG Made	32at North Carolina (Nov. 18)
.....	28at Mizzou (Nov. 13)
.....	27vs. Ky. Christian (Dec. 3)
FG Attempts	62at North Carolina (Nov. 18)
.....	54vs. Ky. Christian (Dec. 3)
.....	54at Presbyterian (Nov. 28)
FG Percentage	58.5% (24-41)vs. Coastal Carolina (Dec. 14)
.....	56.0% (28-50)at Mizzou (Nov. 13)
.....	52.1% (25-48)at Columbia (Nov. 24)
3-Point FG Made	8at Clemson (Dec. 6)
.....	8at Georgia Tech (Dec. 1)
.....	8vs. Md. Eastern Shore (Nov. 21)
3-Point FG Attempts	18at Georgia Tech (Dec. 1)
.....	17at Columbia (Nov. 24)
.....	16vs. Ky. Christian (Dec. 3)
.....	16at Presbyterian (Nov. 28)
3-Point FG Percentage	63.6% (7-11)vs. Coastal Carolina (Dec. 14)
.....	53.3% (8-15)at Clemson (Dec. 6)
.....	53.3% (8-15)vs. Md. Eastern Shore (Nov. 21)
Free Throws Made	22at Mizzou (Nov. 13)
.....	21at Georgia Tech (Dec. 1)
Free Throws Attempts	32at Mizzou (Nov. 13)
.....	29at Georgia Tech (Dec. 1)
.....	26at Clemson (Dec. 6)
Free Throw Percentage	83.3% (10-12)at Presbyterian (Nov. 28)
.....	76.5% (13-17)at Columbia (Nov. 24)
.....	72.4% (21-29)at Georgia Tech (Dec. 1)
Rebounds	42at North Carolina (Nov. 18)
.....	40at Georgia Tech (Dec. 1)
.....	37at Mizzou (Nov. 13)
Assists	15at Clemson (Dec. 6)
.....	15at Columbia (Nov. 24)
.....	14at Georgia Tech (Dec. 1)
.....	13at North Carolina (Nov. 18)
Steals	11at North Carolina (Nov. 18)
.....	6at Presbyterian (Nov. 28)
.....	5at Columbia (Nov. 24)
Blocked Shots	6at Clemson (Dec. 6)
.....	6at North Carolina (Nov. 18)
.....	5at Georgia Tech (Dec. 1)
Turnovers	16vs. Coastal Carolina (Dec. 14)
.....	14at Presbyterian (Nov. 28)
.....	13vs. Md. Eastern Shore (Nov. 21)
Fouls	24vs. Coastal Carolina (Dec. 14)
.....	24vs. Md. Eastern Shore (Nov. 21)
.....	24at Mizzou (Nov. 13)



TEAM/OPPONENT GAME LOWS

WOFFORD GAME LOWS

Points	51	at Clemson (Dec. 6)
.....	58	at North Carolina (Nov. 18)
.....	59	at Columbia (Nov. 24)
FG Made	16	at Clemson (Dec. 6)
.....	18	at Presbyterian (Nov. 28)
.....	19	vs. Coastal Carolina (Dec. 14)
FG Attempts	47	at Presbyterian (Nov. 28)
.....	49	at Clemson (Dec. 6)
.....	50	vs. Coastal Carolina (Dec. 14)
.....	50	at Columbia (Nov. 24)
FG Percentage	32.7% (16-49).....	at Clemson (Dec. 6)
.....	38.0% (19-50).....	vs. Coastal Carolina (Dec. 14)
.....	38.2% (21-55).....	at Mizzou (Nov. 13)
3-Point FG Made	3	at Georgia Tech (Dec. 1)
.....	6	vs. Coastal Carolina (Dec. 14)
.....	6	vs. Ky. Christian (Dec. 3)
.....	6	at Presbyterian (Nov. 28)
.....	6	at Columbia (Nov. 24)
.....	6	vs. Md. Eastern Shore (Nov. 21)
3-Point FG Attempts	12	at Columbia (Nov. 24)
.....	14	at Presbyterian (Nov. 28)
.....	17	at Clemson (Dec. 6)
.....	17	at Georgia Tech (Dec. 1)
3-Point FG Percentage	17.6% (3-17).....	at Georgia Tech (Dec. 1)
.....	24.0% (6-25).....	vs. Ky. Christian (Dec. 3)
.....	30.0% (6-20).....	vs. Coastal Carolina (Dec. 14)
Free Throws Made	3	at North Carolina (Nov. 18)
.....	5	at Columbia (Nov. 24)
Free Throws Attempts	5	at North Carolina (Nov. 18)
.....	11	at Columbia (Nov. 24)
.....	12	at Georgia Tech (Dec. 1)
Free Throw Percentage	45.5% (5-11).....	at Columbia (Nov. 24)
.....	60.0% (3-5).....	at North Carolina (Nov. 18)
Rebounds	22	at Georgia Tech (Dec. 1)
.....	25	vs. Coastal Carolina (Dec. 14)
.....	25	at Columbia (Nov. 24)
.....	25	at North Carolina (Nov. 18)
Assists	9	at Presbyterian (Nov. 28)
.....	9	at North Carolina (Nov. 18)
.....	11	vs. Coastal Carolina (Dec. 14)
Steals	2	at Columbia (Nov. 24)
.....	3	at Clemson (Dec. 6)
.....	3	at Mizzou (Nov. 13)
Blocked Shots	0	at Mizzou (Nov. 13)
.....	0	at North Carolina (Nov. 18)
.....	1	at Columbia (Nov. 24)
Turnovers	5	vs. Coastal Carolina (Dec. 14)
.....	6	vs. Ky. Christian (Dec. 3)
.....	7	at Mizzou (Nov. 13)
Fouls	11	vs. Ky. Christian (Dec. 3)
.....	14	at Presbyterian (Nov. 28)
.....	16	at Columbia (Nov. 24)

OPPONENT GAME LOWS

Points	58	at Presbyterian (Nov. 28)
.....	63	vs. Md. Eastern Shore (Nov. 21)
.....	66	vs. Ky. Christian (Dec. 3)
.....	66	at Clemson (Dec. 6)
FG Made	21	at Clemson (Dec. 6)
.....	21	vs. Md. Eastern Shore (Nov. 21)
.....	23	at Presbyterian (Nov. 28)
FG Attempts	41	vs. Coastal Carolina (Dec. 14)
.....	45	vs. Md. Eastern Shore (Nov. 21)
.....	48	at Columbia (Nov. 24)
FG Percentage	42.0% (21-50).....	at Clemson (Dec. 6)
.....	42.6% (23-54).....	at Presbyterian (Nov. 28)
.....	45.3% (24-53).....	at Georgia Tech (Dec. 1)
3-Point FG Made	1	at North Carolina (Nov. 18)
.....	2	at Presbyterian (Nov. 28)
.....	5	at Mizzou (Nov. 13)
3-Point FG Attempts	9	at North Carolina (Nov. 18)
.....	11	vs. Coastal Carolina (Dec. 14)
.....	12	at Mizzou (Nov. 13)
3-Point FG Percentage	11.1% (1-9).....	at North Carolina (Nov. 18)
.....	12.5% (2-16).....	at Presbyterian (Nov. 28)
Free Throws Made	5	vs. Ky. Christian (Dec. 3)
.....	10	at Presbyterian (Nov. 28)
.....	13	at Columbia (Nov. 24)
.....	13	vs. Md. Eastern Shore (Nov. 21)
.....	13	at North Carolina (Nov. 18)
Free Throws Attempts	8	vs. Ky. Christian (Dec. 3)
.....	12	at Presbyterian (Nov. 28)
.....	17	at Columbia (Nov. 24)
Free Throw Percentage	59.1% (13-22).....	vs. Md. Eastern Shore (Nov. 21)
.....	61.5% (16-26).....	at Clemson (Dec. 6)
.....	62.5% (5-8).....	vs. Ky. Christian (Dec. 3)
Rebounds	22	vs. Ky. Christian (Dec. 3)
.....	22	vs. Md. Eastern Shore (Nov. 21)
.....	28	at Presbyterian (Nov. 28)
Assists	7	vs. Md. Eastern Shore (Nov. 21)
.....	8	at Presbyterian (Nov. 28)
.....	11	vs. Coastal Carolina (Dec. 14)
Steals	1	vs. Coastal Carolina (Dec. 14)
.....	1	vs. Ky. Christian (Dec. 3)
.....	3	at Clemson (Dec. 6)
.....	3	at Georgia Tech (Dec. 1)
Blocked Shots	0	vs. Ky. Christian (Dec. 3)
.....	1	at Mizzou (Nov. 13)
Turnovers	8	at Georgia Tech (Dec. 1)
.....	9	at Clemson (Dec. 6)
.....	9	at Mizzou (Nov. 13)
Fouls	13	vs. Ky. Christian (Dec. 3)
.....	13	at North Carolina (Nov. 18)
.....	14	at Columbia (Nov. 24)



INDIVIDUAL/OPPONENT GAME HIGHS

WOFFORD INDIVIDUAL GAME HIGHS

Points	22	Fletcher Magee, at Mizzou (Nov. 13)
.....	21	Spencer Collins, at Presbyterian (Nov. 28)
.....	21	Spencer Collins, vs. UMES (Nov. 21)
Field Goals Made	8	Spencer Collins, vs. UMES (Nov. 21)
.....	7	Justin Gordon, at Columbia (Nov. 24)
.....	7	Justin Gordon, at Georgia Tech (Dec. 1)
FG Attempts	15	Spencer Collins, at Clemson (Dec. 6)
.....	15	Spencer Collins, vs. UMES (Nov. 21)
.....	14	Justin Gordon, at Georgia Tech (Dec. 1)
.....	13	Justin Gordon, at Columbia (Nov. 24)
FG Pct (min 5 made)	54.5%	Fletcher Magee (6-11), at Mizzou (Nov. 13)
.....	54.5%	Justin Gordon (6-11), at Mizzou (Nov. 13)
.....	53.8%	Justin Gordon (7-13), at Columbia (Nov. 24)
3-Point FG Made	5	Fletcher Magee, at Mizzou (Nov. 13)
.....	4	Spencer Collins, at Presbyterian (Nov. 28)
3-Point FG Att.	9	Fletcher Magee, vs. Coastal Carolina (Dec. 14)
.....	9	Fletcher Magee, at Mizzou (Nov. 13)
.....	8	Fletcher Magee, vs. Ky. Christian (Dec. 3)
.....	8	Eric Garcia, at Mizzou (Nov. 13)
3FG Pct (min 3 made)	66.7%	Spencer Collins (4-6), at Presbyterian (Nov. 28)
.....	60.0%	Spencer Collins (3-5), at Clemson (Dec. 6)
.....	55.6%	Fletcher Magee (5-9), at Mizzou (Nov. 13)
Free Throws Made	10	Eric Garcia, vs. Coastal Carolina (Dec. 14)
.....	7	Spencer Collins, at Presbyterian (Nov. 28)
Free Throw Att.	10	Eric Garcia, vs. Coastal Carolina (Dec. 14)
.....	10	Spencer Collins, at Mizzou (Nov. 13)
.....	8	Spencer Collins, at Presbyterian (Nov. 28)
.....	8	Justin Gordon, at Mizzou (Nov. 13)
.....	8	Eric Garcia, at Mizzou (Nov. 13)
FT Pct (min 5 made)	100%	Eric Garcia (10-10), vs. Coastal Caro. (Dec. 14)
.....	100%	C.J. Neumann (5-5), at Clemson (Dec. 6)
.....	100%	Eric Garcia (6-6), at Georgia Tech (Dec. 1)
.....	100%	Fletcher Magee (6-6), at Presbyterian (Nov. 28)
.....	100%	Eric Garcia (6-6), vs. UMES (Nov. 21)
.....	100%	Fletcher Magee (5-5), at Mizzou (Nov. 13)
Rebounds	9	C.J. Neumann, vs. UMES (Nov. 21)
.....	8	C.J. Neumann, vs. Coastal Carolina (Dec. 14)
.....	7	C.J. Neumann, vs. Ky. Christian (Dec. 3)
.....	7	Fletcher Magee, vs. Ky. Christian (Dec. 3)
.....	7	Cameron Jackson, at Presbyterian (Nov. 28)
Assists	7	Eric Garcia, vs. Ky. Christian (Dec. 3)
.....	5	Spencer Collins, at Clemson (Dec. 6)
.....	5	Justin Gordon, at Columbia (Nov. 24)
Steals	3	Jaylen Allen, vs. Coastal Carolina
.....	2	<i>Six times, last three occurrences below</i>
.....	2	Cameron Jackson, vs. Ky. Christian (Dec. 3)
.....	2	Spencer Collin, at Presbyterian (Nov. 28)
.....	2	Justin Gordon, at Presbyterian (Nov. 28)
Blocked Shots	3	Matthew Pegram, vs. UMES (Nov. 21)
Turnovers	6	Justin Gordon, at Presbyterian (Nov. 28)
.....	4	Justin Gordon, at Columbia (Nov. 24)
.....	4	Justin Gordon, at UNC (Nov. 18)
.....	4	Fletcher Magee, at UNC (Nov. 18)
Fouls	5	Justin Gordon, vs. Coastal Carolina (Dec. 14)
.....	5	Cameron Jackson, at Georgia Tech (Dec. 1)
.....	5	Matthew Pegram, at UNC (Nov. 18)

OPPONENT INDIVIDUAL GAME-HIGHS

Points	24	DeSean Murray, at Presbyterian (Nov. 28)
.....	22	Jaron Blossomgame, at Clemson (Dec. 6)
.....	20	Kevin Puryear, at Mizzou (Nov. 13)
Field Goals Made	10	DeSean Murray, at Presbyterian (Nov. 28)
.....	8	Dominique Elliott, vs. UMES (Nov. 21)
.....	8	Kennedy Meeks, at UNC (Nov. 18)
.....	8	Kevin Puryear, at Mizzou (Nov. 13)
FG Attempts	16	Dominique Elliott, vs. UMES (Nov. 21)
.....	15	DeSean Murray, at Presbyterian (Nov. 28)
.....	15	Kennedy Meeks, at UNC (Nov. 18)
FG Pct (min 5 made)	100%	Tristian Curtis (5-5), vs. Coastal Caro. (Dec. 14)
.....	71.4%	Badou Diagne (5-7), vs. Coastal Caro. (Dec. 14)
.....	71.4%	Dylan Genung (5-7), vs. Ky. Christian (Dec. 3)
.....	71.4%	Namon Wright (5-7), at Mizzou (Nov. 13)
3-Point FG Made	4	Adam Smith, at Georgia Tech (Dec. 1)
.....	3	Alex Rosenberg, at Columbia (Nov. 24)
.....	3	Namon Wright, at Mizzou (Nov. 13)
3-Point FG Att.	8	Reggie Dillard, at Presbyterian (Nov. 28)
.....	5	Adam Smith, at Georgia Tech (Dec. 1)
.....	5	Alex Rosenberg, at Columbia (Nov. 24)
3FG Pct (min 3 made)	80.0%	Adam Smith (4-5), at Georgia Tech (Dec. 1)
.....	75.0%	Namon Wright (3-4), at Mizzou (Nov. 13)
.....	60.0%	Alex Rosenberg (3-5), at Columbia (Nov. 24)
Free Throws Made	9	Shivaughn Wiggins, vs. Coastal Caro. (Dec. 14)
.....	6	Jaron Blossomgame, at Clemson (Dec. 6)
.....	6	Marcus Georges-Hunt, at Georgia Tech (Dec. 1)
.....	6	Quinton Stephens, at Georgia Tech (Dec. 1)
Free Throw Att.	12	Shivaughn Wiggins, vs. Coastal Caro. (Dec. 14)
.....	8	Jaron Blossomgame, at Clemson (Dec. 6)
.....	8	Marcus Georges-Hunt, at Georgia Tech (Dec. 1)
.....	8	Dominique Elliott, vs. UMES (Nov. 21)
.....	8	Namon Wright, at Mizzou (Nov. 13)
FT Pct (min 5 made)	100%	Quinton Stephens (6-6), at Ga. Tech (Dec. 1)
.....	75.0%	Shivaughn Wiggins (9-12), vs. Coastal (Dec. 14)
.....	75.0%	Jaron Blossomgame (6-8), at Clemson (Dec. 6)
.....	75.0%	Marcus Georges-Hunt (6-8), at Ga. Tech (Dec. 1)
Rebounds	15	Charles Mitchell, at Georgia Tech (Dec. 1)
.....	14	Brice Johnson, at UNC (Nov. 18)
.....	11	Jaron Blossomgame, at Clemson (Dec. 6)
Assists	9	Isaac Cohen, at Columbia (Nov. 24)
.....	4	<i>Six times, last three occurrences below</i>
.....	4	Shivaughn Wiggins, vs. Coastal Caro. (Dec. 14)
.....	4	Hayden Dunn, vs. Ky. Christian (Dec. 3)
.....	4	Hayden Dunn, vs. Ky. Christian (Dec. 3)
Steals	4	Joel Berry II, at UNC (Nov. 18)
.....	2	<i>Eight times, last four occurrences below</i>
.....	2	Marcus Georges-Hunt, at Georgia Tech (Dec. 1)
.....	2	Reggie Dillard, at Presbyterian (Nov. 28)
.....	2	Darius Moore, at Presbyterian (Nov. 28)
.....	2	DeSean Murray, at Presbyterian (Nov. 28)
Blocked Shots	4	Jaron Blossomgame, at Clemson (Dec. 6)
.....	2	<i>Five times, last three occurrences below</i>
.....	2	Nick Jacobs, at Georgia Tech (Dec. 1)
.....	2	James White, at Georgia Tech (Dec. 1)
.....	2	Luke Petrasek, at Columbia (Nov. 24)
Turnovers	6	DeSean Murray, at Presbyterian (Nov. 28)
.....	5	Maodo Lo, at Columbia (Nov. 24)
.....	5	Kennedy Meeks, at UNC (Nov. 18)
Fouls	5	Thomas Rivera, vs. UMES (Nov. 21)
.....	5	Jakeenan Gant, at Mizzou (Nov. 13)



CATEGORY LEADERS

SCORING

Player	G	Pts	Pts/G
Spencer Collins	9	122	13.6
Justin Gordon	9	105	11.7
Fletcher Magee	9	97	10.8
Eric Garcia	9	90	10.0
Jaylen Allen	7	39	5.6

FG PERCENTAGE (MIN. 10 ATT.)

Player	FG	Att	Pct.
Ryan Sawvell	7	11	.636
Trevor Stumpe	8	14	.571
Matthew Pegram	12	22	.545
Cameron Jackson	8	15	.533
Justin Gordon	42	83	.506

FG ATTEMPTS

Player	G	Att	Att/G
Spencer Collins	9	105	11.7
Justin Gordon	9	83	9.2
Fletcher Magee	9	73	8.1
Eric Garcia	9	59	6.6
Jaylen Allen	7	47	6.7

FG MADE

Player	G	Made	Made/G
Justin Gordon	9	42	4.7
Spencer Collins	9	39	4.3
Fletcher Magee	9	30	3.3
Eric Garcia	9	22	2.4
Jaylen Allen	7	15	2.1

3-PT FG PERCENTAGE (MIN. 5 ATT.)

Player	3FG	Att	Pct.
Justin Gordon	3	5	.600
Trevor Stumpe	3	6	.500
Fletcher Magee	18	47	.383
Eric Garcia	14	39	.359
Spencer Collins	15	45	.333

3-PT FG ATTEMPTS

Player	G	Att	Att/G
Fletcher Magee	9	47	5.2
Spencer Collins	9	45	5.0
Eric Garcia	9	39	4.3
Jaylen Allen	7	24	3.4
Trevor Stumpe	7	6	0.9

3-PT FG MADE

Player	G	Made	Made/G
Fletcher Magee	9	18	2.0
Spencer Collins	9	15	1.7
Eric Garcia	9	14	1.6
Jaylen Allen	7	5	0.7
Trevor Stumpe	7	3	0.4

FT PERCENTAGE (MIN. 5 ATT.)

Player	FT	Att	Pct.
Fletcher Magee	19	20	.950
Matthew Pegram	6	7	.857
Cameron Jackson	5	6	.833
Eric Garcia	32	41	.780
Spencer Collins	29	41	.707

FT ATTEMPTS

Player	G	Att	Att/G
Eric Garcia	9	41	4.6
Spencer Collins	9	41	4.6
Justin Gordon	9	31	3.4
Fletcher Magee	9	20	2.2
CJ Neumann	9	16	1.8

FT MADE

Player	G	Made	Made/G
Eric Garcia	9	32	3.6
Spencer Collins	9	29	3.2
Fletcher Magee	9	19	2.1
Justin Gordon	9	18	2.0
CJ Neumann	9	11	1.2

REBOUNDS

Player	G	Reb	Reb/G
CJ Neumann	9	51	5.7
Justin Gordon	9	37	4.1
Fletcher Magee	9	29	3.2
Eric Garcia	9	26	2.9
Spencer Collins	9	23	2.6

OFFENSIVE REBOUNDS

Player	G	Reb	Reb/G
Justin Gordon	9	12	1.3
CJ Neumann	9	12	1.3
Cameron Jackson	5	9	1.8
Fletcher Magee	9	7	0.8
Matthew Pegram	9	6	0.7

DEFENSIVE REBOUNDS

Player	G	Reb	Reb/G
CJ Neumann	9	39	4.3
Justin Gordon	9	25	2.8
Eric Garcia	9	23	2.6
Fletcher Magee	9	22	2.4
Spencer Collins	9	18	2.0

ASSISTS

Player	G	Ast	Ast/G
Eric Garcia	9	31	3.4
Spencer Collins	9	20	2.2
Justin Gordon	9	17	1.9
CJ Neumann	9	12	1.3
Fletcher Magee	9	11	1.2

STEALS

Player	G	Stl	Stl/G
Spencer Collins	9	7	0.8
Justin Gordon	9	7	0.8
Jaylen Allen	7	6	0.9
Cameron Jackson	5	6	1.2
CJ Neumann	9	5	0.6

BLOCKED SHOTS

Player	G	Blk	Blk/G
Matthew Pegram	9	6	0.7
CJ Neumann	9	3	0.3
Cameron Jackson	5	2	0.4
Justin Gordon	9	2	0.2
Derrick Brooks	9	2	0.2

TURNOVERS

Player	G	TO	TO/G
Justin Gordon	9	22	2.4
Derrick Brooks	9	12	1.3
Spencer Collins	9	11	1.2
Fletcher Magee	9	10	1.1
CJ Neumann	9	10	1.1

MINUTES

Player	G	Min	Min/G
Spencer Collins	9	287	31.9
Eric Garcia	9	275	30.6
CJ Neumann	9	243	27.0
Justin Gordon	9	233	25.9
Fletcher Magee	9	215	23.9

FOULS

Player	G	Foul	Foul/G
Justin Gordon	9	26	2.9
Matthew Pegram	9	22	2.4
CJ Neumann	9	20	2.2
Spencer Collins	9	18	2.0
Cameron Jackson	5	17	3.4

FOUL OUTS

Player	G	Foul Outs
Justin Gordon	9	1
Cameron Jackson	5	1
Matthew Pegram	9	1



TEAM GAME-BY-GAME STATS



2015-16 Wofford Men's Basketball Wofford Team Game-by-Game (as of Dec 16, 2015) All games



TEAM STATISTICS

Opponent	Date	Score	L	Total		3-Pointers		Free throws		Rebounds				pf	a	t/o	blk	stl	pts	avg
				fg-fga	pct	3fg-fga	pct	ft-fa	pct	off	def	tot	avg							
at Mizzou	11/13/15	74-83	L	21-55	.382	10-27	.370	22-33	.667	8	21	29	29.0	24	12	7	0	3	74	74.0
at North Carolina	11/18/15	58-78	L	23-57	.404	9-24	.375	3-5	.600	5	20	25	27.0	17	9	15	0	4	58	66.0
UMES	11/21/15	73-63	W	24-53	.453	6-19	.316	19-24	.792	12	24	36	30.0	17	13	10	4	5	73	68.3
at Columbia	11/24/15	59-70	L	24-50	.480	6-12	.500	5-11	.455	6	19	25	28.8	16	12	13	1	2	59	66.0
at Presbyterian	11/28/15	68-58	W	18-47	.383	6-14	.429	26-34	.765	8	28	36	30.2	14	9	13	2	8	68	66.4
at Georgia Tech	12/1/15	61-77	L	23-55	.418	3-17	.176	12-12	1.000	5	17	22	28.8	26	13	8	2	4	61	65.5
KENTUCKY CHRISTIAN	12/3/15	86-66	W	34-62	.548	6-25	.240	12-15	.800	11	23	34	29.6	11	22	6	3	5	86	68.4
at Clemson	12/6/15	51-66	L	16-49	.327	7-17	.412	12-14	.857	7	27	34	30.1	22	12	14	2	3	51	66.2
COASTAL CAROLINA	12/14/15	63-71	L	19-50	.380	6-20	.300	19-29	.655	5	20	25	29.6	21	11	5	3	7	63	65.9
Wofford		593		202-478	.423	59-175	.337	130-177	.734	67	199	266	29.6	168	113	91	17	41	593	65.9
Opponents		632		225-457	.492	53-129	.411	129-190	.679	64	228	292	32.4	169	107	104	26	38	632	70.2

Games played: 9
Points/game: 65.9
FG Pct: 42.3
3FG Pct: 33.7
FT Pct: 73.4

Rebounds/game: 29.6
Assists/game: 12.6
Turnovers/game: 10.1
Assist/turnover ratio: 1.2
Steals/game: 4.6
Blocks/game: 1.9



OPPONENT GAME-BY-GAME STATS



2015-16 Wofford Men's Basketball Wofford Opponent Game-by-Game (as of Dec 16, 2015) All games



OPPONENT STATISTICS

Opponent	Date	Score		Total		3-Pointers		Free throws		Rebounds				pf	a	t/o	blk	stl	pts	avg
				fg-fga	pct	3fg-fga	pct	ft-fa	pct	off	def	tot	avg							
at Mizzou	11/13/15	74-83	L	28-50	.560	5-12	.417	22-32	.688	5	32	37	37.0	24	12	9	1	4	83	83.0
at North Carolina	11/18/15	58-78	L	32-62	.516	1-9	.111	13-19	.684	11	31	42	39.5	13	13	12	6	11	78	80.5
UMES	11/21/15	73-63	W	21-45	.467	8-15	.533	13-22	.591	4	18	22	33.7	24	7	13	2	4	63	74.7
at Columbia	11/24/15	59-70	L	25-48	.521	7-17	.412	13-17	.765	7	23	30	32.8	14	15	12	2	5	70	73.5
at Presbyterian	11/28/15	68-58	W	23-54	.426	2-16	.125	10-12	.833	4	24	28	31.8	22	8	14	2	6	58	70.4
at Georgia Tech	12/1/15	61-77	L	24-53	.453	8-18	.444	21-29	.724	14	26	40	33.2	16	14	8	5	3	77	71.5
KENTUCKY CHRISTIAN	12/3/15	86-66	W	27-54	.500	7-16	.438	5-8	.625	5	17	22	31.6	13	12	11	0	1	66	70.7
at Clemson	12/6/15	51-66	L	21-50	.420	8-15	.533	16-26	.615	8	28	36	32.1	19	15	9	6	3	66	70.1
COASTAL CAROLINA	12/14/15	63-71	L	24-41	.585	7-11	.636	16-25	.640	6	29	35	32.4	24	11	16	2	1	71	70.2
Opponents		632		225-457	.492	53-129	.411	129-190	.679	64	228	292	32.4	169	107	104	26	38	632	70.2
Wofford		593		202-478	.423	59-175	.337	130-177	.734	67	199	266	29.6	168	113	91	17	41	593	65.9

Games played: 9
Points/game: 70.2
FG Pct: 49.2
3FG Pct: 41.1
FT Pct: 67.9

Rebounds/game: 32.4
Assists/game: 11.9
Turnovers/game: 11.6
Assist/turnover ratio: 1.0
Steals/game: 4.2
Blocks/game: 2.9



RESULTS & LEADERS



2015-16 Wofford Men's Basketball Wofford Season Schedule/Results & Leaders (as of Dec 16, 2015) All games



RECORD:	OVERALL	HOME	AWAY	NEUTRAL
ALL GAMES	3-6	2-1	1-5	0-0
CONFERENCE	0-0	0-0	0-0	0-0
NON-CONFERENCE	3-6	2-1	1-5	0-0

Date	Opponent	Score	Att.	High Points	High Rebounds
11/13/15	^at Mizzou	74-83 L	5037	(22)Fletcher Magee	(6)Justin Gordon
11/18/15	^at North Carolina	58-78 L	12095	(15)Jaylen Allen	(6)CJ Neumann
11/21/15	^UMES	w 73-63	1970	(21)Spencer Collins	(9)CJ Neumann
11/24/15	^at Columbia	59-70 L	840	(14)Justin Gordon	(4)CJ Neumann (4)Justin Gordon
11/28/15	at Presbyterian	w 68-58	715	(21)Spencer Collins	(7)Cameron Jackson
12/1/15	at Georgia Tech	61-77 L	4389	(14)Justin Gordon	(5)Justin Gordon
12/3/15	KENTUCKY CHRISTIAN	w 86-66	870	(16)Justin Gordon	(7)Fletcher Magee (7)CJ Neumann
12/6/15	at Clemson	51-66 L	4945	(16)Spencer Collins	(6)CJ Neumann (6)Cameron Jackson
12/14/15	COASTAL CAROLINA	63-71 L	1026	(18)Eric Garcia	(8)CJ Neumann

^ = CBE Hall of Fame Classic
* = Conference game

Attendance Summary	Games	Attend	Avg/Game
Home	3	3866	1289
Away	6	28021	4670
Neutral	0	0	0
Total	9	31887	3543



POINTS-REBOUNDS-ASSISTS



2015-16 Wofford Men's Basketball Wofford Points-Rebounds-Assists (as of Dec 16, 2015) All games



Opponent	Date	Score	01		02		03		04		05		11		12	
			BROOKS,DER	JENT,JIMMY	MAGEE,FLET	KORKOWSKI,	GARCIA,ERI	PEREZ,BOBB	COLLINS,SP							
at Mizzou	11/13/15	74-83	L	0-1-1	DNP	22-5-1	DNP	14-3-3	DNP	10-2-4						
at North Carolina	11/18/15	58-78	L	0-0-0	0-0-0	10-3-1	0-0-0	8-5-3	0-0-0	11-1-0						
UMES	11/21/15	73-63	w	0-3-1	DNP	12-4-1	DNP	14-4-2	DNP	21-4-4						
at Columbia	11/24/15	59-70	L	5-1-0	DNP	6-3-0	DNP	6-3-2	DNP	13-1-2						
at Presbyterian	11/28/15	68-58	w	2-2-0	DNP	9-1-1	DNP	9-3-4	DNP	21-6-1						
at Georgia Tech	12/1/15	61-77	L	0-1-0	DNP	4-1-2	3-0-0	9-1-4	0-0-1	5-0-3						
KENTUCKY CHRISTIAN	12/3/15	86-66	w	0-1-2	0-0-0	10-7-3	2-2-0	7-1-7	2-0-0	15-4-0						
at Clemson	12/6/15	51-66	L	0-1-2	DNP	10-3-1	DNP	5-5-3	DNP	16-3-5						
COASTAL CAROLINA	12/14/15	63-71	L	0-1-1	DNP	14-2-1	DNP	18-1-3	DNP	10-2-1						

Opponent	Date	Score	15		20		24		31		33		35		40	
			STUMPE,TRE	ALLEN,JAYL	GORDON,JUS	NEUMANN,CJ	JACKSON,CA	SAWVELL,RY	WAGENLANDE							
at Mizzou	11/13/15	74-83	L	0-0-0	3-0-0	19-6-2	2-5-1	DNP	0-1-0	DNP						
at North Carolina	11/18/15	58-78	L	0-0-0	15-0-1	12-4-3	0-6-1	DNP	0-0-0	0-1-0						
UMES	11/21/15	73-63	w	DNP	6-3-1	10-5-2	6-9-2	DNP	0-1-0	DNP						
at Columbia	11/24/15	59-70	L	DNP	6-3-2	14-4-5	3-4-1	DNP	0-2-0	DNP						
at Presbyterian	11/28/15	68-58	w	0-1-0	6-4-0	11-3-1	1-4-2	5-7-0	DNP	DNP						
at Georgia Tech	12/1/15	61-77	L	5-0-0	3-2-2	14-5-0	8-2-0	4-3-1	4-3-0	DNP						
KENTUCKY CHRISTIAN	12/3/15	86-66	w	12-0-2	DNP	16-3-2	6-7-3	4-3-0	4-2-1	0-0-0						
at Clemson	12/6/15	51-66	L	5-1-0	DNP	2-3-1	7-6-0	2-6-0	4-4-0	DNP						
COASTAL CAROLINA	12/14/15	63-71	L	0-0-0	0-2-1	7-4-1	6-8-2	6-2-1	2-0-0	DNP						

Opponent	Date	Score	50	
			PEGRAM,MAT	
at Mizzou	11/13/15	74-83	L	4-2-0
at North Carolina	11/18/15	58-78	L	2-2-0
UMES	11/21/15	73-63	w	4-3-0
at Columbia	11/24/15	59-70	L	6-2-0
at Presbyterian	11/28/15	68-58	w	4-3-0
at Georgia Tech	12/1/15	61-77	L	2-1-0
KENTUCKY CHRISTIAN	12/3/15	86-66	w	8-2-2
at Clemson	12/6/15	51-66	L	0-0-0
COASTAL CAROLINA	12/14/15	63-71	L	0-1-0



Box Scores

GAME 9 • WOFFORD 63 - COASTAL CAROLINA 71 DECEMBER 14 • BENJAMIN JOHNSON ARENA • SPARTANBURG, S.C.

Coastal Carolina 71 • 6-4

#	Player	Total			3-Ptr			Rebounds			PF	TP	A	TO	Blk	Stl	Min
		FG	FGA	FT	FTA	FG	FGA	FT	FTA	Off							
21	CURTIS, Tristian	f	5-5	0-0	0-0	2	6	8	4	10	2	4	0	1	32		
23	DIAGNE, Badou	f	5-7	2-3	1-2	1	6	7	4	13	1	1	1	0	23		
10	WIGGINS, Shivaughn	g	2-5	1-2	9-12	0	2	2	2	14	4	3	0	0	35		
22	WILSON, Elijah	g	2-6	2-3	2-2	0	2	2	2	8	1	1	0	0	30		
30	RAY-ST CYR, Colton	g	2-5	0-1	3-5	0	8	8	3	7	0	2	0	0	32		
01	HOLMES JR., Kevin		1-1	1-1	0-0	0	0	0	0	3	0	1	0	0	2		
05	SHAW, Jaylen		2-4	0-0	0-2	0	2	2	1	4	2	2	0	0	23		
12	ENANGA, Michel		4-5	1-1	1-2	2	1	3	4	10	1	2	0	0	16		
35	FREEMAN, Marcus		1-3	0-0	0-0	0	1	1	4	2	0	0	1	0	7		
Team						1	1	2									
Totals			24-41	7-11	16-25	6	29	35	24	71	11	16	2	1	200		

FG % 1st Half: 17-20 85.0% 2nd half: 7-21 33.3% Game: 24-41 58.5% Deadball
 3FG % 1st Half: 5-5 100.0 2nd half: 2-6 33.3% Game: 7-11 63.6% Rebounds
 FT % 1st Half: 4-4 100.0 2nd half: 12-21 57.1% Game: 16-25 64.0% 1,1

Wofford 63 • 3-6

#	Player	Total			3-Ptr			Rebounds			PF	TP	A	TO	Blk	Stl	Min
		FG	FGA	FT	FTA	FG	FGA	FT	FTA	Off							
24	Justin Gordon	f	3-8	0-0	1-8	1	3	4	5	7	1	1	0	1	25		
31	CJ Neumann	f	3-4	0-0	0-0	0	8	8	2	6	2	1	0	1	29		
05	Eric Garcia	g	3-6	2-3	10-10	0	1	1	3	18	3	0	0	0	33		
12	Spencer Collins	g	3-12	1-5	3-5	1	1	2	2	10	1	1	0	0	26		
20	Jaylen Allen	g	0-3	0-2	0-0	0	2	2	1	0	1	0	1	3	22		
01	Derrick Brooks		0-1	0-1	0-0	0	1	1	1	0	1	0	1	1	12		
03	Fletcher Magee		4-10	3-9	3-4	1	1	2	2	14	1	1	0	0	24		
15	Trevor Stumpe		0-0	0-0	0-0	0	0	0	1	0	0	0	0	0	3		
33	Cameron Jackson		2-5	0-0	2-2	2	0	2	3	6	1	1	0	1	16		
35	Ryan Sawwell		1-1	0-0	0-0	0	0	0	0	2	0	0	0	0	4		
50	Matthew Pegram		0-0	0-0	0-0	0	1	1	1	0	0	0	1	0	6		
Team						0	2	2									
Totals			19-50	6-20	19-29	5	20	25	21	63	11	5	3	7	200		

FG % 1st Half: 9-25 36.0% 2nd half: 10-25 40.0% Game: 19-50 38.0% Deadball
 3FG % 1st Half: 3-9 33.3% 2nd half: 3-11 27.3% Game: 6-20 30.0% Rebounds
 FT % 1st Half: 8-13 61.5% 2nd half: 11-16 68.8% Game: 19-29 65.5% 5

Officials: Douglas Sirmons, Dwayne Gladden, Rick Hartzell
 Technical fouls: Coastal Carolina-None. Wofford-None.
 Attendance: 1026

Score by periods	1st	2nd	Total
Coastal Carolina	43	28	71
Wofford	29	34	63

	In	Off	2nd	Fast	Bench
Points	Paint	T/O	Chance	Break	
COAST	32	6	7	0	19
WOF	26	19	3	0	22

Last FG - COAST 2nd-03:02, WOF 2nd-01:53. Score tied - 0 times.
 Largest lead - COAST by 17 1st-03:07, WOF None. Lead changed - 0 times.
 COAST led for 39:38. WOF led for 00:00. Game was tied for 00:22.

GAME 10 • WOFFORD AT #23 VANDERBILT DECEMBER 19 • MEMORIAL GYMNASIUM • NASHVILLE, TENN.

GAME 11 • WOFFORD AT AUSTIN PEAY DECEMBER 19 • WINFIELD DUNN CENTER • CLARKSVILLE, TENN.

GAME 12 • WOFFORD AT HARVARD DECEMBER 31 • LAVIETES PAVILION • BOSTON, MASS.



Box Scores

GAME 13 • WOFFORD vs. UNCG

JANUARY 2 • BENJAMIN JOHNSON ARENA • SPARTANBURG, S.C.

GAME 14 • WOFFORD AT VMI

JANUARY 5 • CAMERON HALL • LEXINGTON, VA.

GAME 15 • WOFFORD vs. SAMFORD

JANUARY 9 • BENJAMIN JOHNSON ARENA • SPARTANBURG, S.C.

GAME 16 • WOFFORD vs. CHATTANOOGA

JANUARY 11 • BENJAMIN JOHNSON ARENA • SPARTANBURG, S.C.



CAREER SUPERLATIVES

(Active Players)

DOUBLE-DOUBLES

SPENCER COLLINS (1)

14 points, 11 rebounds at Georgia Southern (2/21/13)

20+ POINTS

SPENCER COLLINS (10)

21 points at Presbyterian (11/28/15)
21 points vs. Maryland Eastern Shore (11/21/15)
21 points vs UNCG (3/7/15)
26 points at Mercer (2/26/15)
20 points at Furman (1/25/14)
23 points at Iona (11/16/13)
20 points at Western Carolina (2/11/13)
20 points vs. UNCG (2/9/13)
24 points vs. Davidson (2/2/13)
21 points vs. Furman (1/24/13)

FLETCHER MAGEE (1)

22 points at Mizzou (11/13/15)

5+ 3-POINT FIELD GOALS

FLETCHER MAGEE (1)

5-9 3FG at Mizzou (11/13/15)

5+ ASSISTS

ERIC GARCIA (9)

7 assists vs. Kentucky Christian (12/3/15)
5 assists at Chattanooga (1/5/15)
5 assists at Samford (1/3/15)
7 assists vs. Presbyterian (12/3/14)
6 assists at Fairfield (11/21/14)
5 assists vs. Iona (11/18/14)
5 assists at Davidson (2/22/14)
6 assists vs. Furman (2/20/14)
6 assists vs. Hiwassee (2/10/14)

SPENCER COLLINS (2)

5 assists at Clemson (12/6/15)
5 assists vs. UNCG (2/19/15)

JUSTIN GORDON (1)

5 assists at Columbia (11/24/15)

10+ REBOUNDS

10+ FIELD GOALS

SPENCER COLLINS (1)

10-19 FG vs. Davidson (2/2/13)

10+ FREE THROWS

SPENCER COLLINS (1)

10-13 FT vs. Western Carolina (3/8/15)

ERIC GARCIA (1)

10-10 FT vs. Coastal Carolina (12/14/15)

5+ STEALS

JAYLEN ALLEN (1)

5 steals vs. Furman (2/20/14)



WINNING STREAKS

• WHEN LEADING AT THE HALF

Overall W2 Last loss at Columbia..... Leading 27-24 at HalfNovember 24, 2015
 Home W12..... Last loss vs. UNCG, 73-71 Leading 38-29 at HalfMarch 1, 2014
 Away..... W1 Last loss at Columbia..... Leading 27-24 at HalfNovember 24, 2015

• WHEN LEADING BY 10 OR MORE IN THE SECOND HALF

Overall W16..... Last loss at The Citadel, 69-66..... Led 45-31 (17:16)January 15, 2015
 Home W12..... Last loss vs. UNCG, 73-71 Led 44-33 (17:00).....March 1, 2014
 Away..... W7 Last loss at The Citadel, 69-66..... Led 45-31 (17:16)January 15, 2015

• WHEN LEADING WITH 5:00 REMAINING

Overall W2 Last loss vs. Arkansas, 56-53..... Led 48-47 (5:00)March 19, 2015
 Home W27..... Last loss vs. Appalachian St., 50-49 Led 49-46 (5:00).....January 8, 2013
 Away..... W6 Last loss at The Citadel, 69-66..... Led 60-53 (5:00)January 15, 2015

• WHEN SCORING 70 OR MORE POINTS

Overall W2 Last loss at Mizzou, 83-74November 13, 2015
 Home W11 Last loss vs. UNCG, 73-71March 1, 2014
 Away..... 0 Last loss at Mizzou, 83-74November 13, 2015

• WHEN HOLDING THE OPPONENT TO LESS THAN 50 POINTS

Overall W8 Last loss at Samford, 40-33 February 14, 2013
 Home W36..... Last loss vs. Lander, 44-33.....January 26, 1984
 Away..... W3 Last loss at Samford, 40-33 February 14, 2013

• WHEN OUTSHOOTING THE OPPONENT

Overall W37..... Last loss at VCU, 72-57 Wofford outshot VCU .385 to .375..... December 17, 2013
 Home W25..... Last loss vs. Appalachian State, 50-49 Wofford outshot App .362 to .351January 8, 2013
 Away..... W17..... Last loss at VCU, 72-57 Wofford outshot VCU .385 to .375..... December 17, 2013

• WHEN SHOOTING 50 PERCENT OR HIGHER

Overall W32..... Last loss at High Point, 87-79 Wofford shot .569 December 21, 2011
 Home W14..... Last loss vs. Davidson, 72-69..... Wofford shot .527 December 1, 2011
 Away..... W12..... Last loss at High Point, 87-79 Wofford shot .569 December 21, 2011

• WHEN HOLDING THE OPPONENT BELOW 40 PERCENT SHOOTING

Overall W22..... Last loss at VCU, 72-57 VCU shot .375..... December 17, 2013
 Home W16..... Last loss vs. Appalachian State, 50-49 App State shot .351January 8, 2013
 Away..... W10..... Last loss at VCU, 72-57 VCU shot .375..... December 17, 2013

• WHEN MAKING 10 OR MORE 3-POINT FIELD GOALS

Overall 0 Last loss at Mizzou Wofford made 10 of 27.....November 13, 2015
 Home W10..... Last loss vs. Chattanooga, 84-77 Wofford made 15 of 27..... February 5, 2009
 Away..... 0 Last loss at Mizzou Wofford made 10 of 27.....November 13, 2015

• WHEN ANY TERRIER SCORES 20 OR MORE POINTS

Overall W2 Last loss at Mizzou, 83-74 Fletcher Magee scored 22 pointsNovember 13, 2015
 Home W8..... Last loss vs. Davidson, 78-63 Lee Skinner scored 22 pointsJanuary 4, 2014
 Away..... W1 Last loss at Mizzou, 83-74 Fletcher Magee scored 22 pointsNovember 13, 2015

• WHEN OUTREBOUNDING THE OPPONENT

Overall W3 Last loss vs. Arkansas, 56-53..... Wofford 37 - Arkansas 35March 19, 2015
 Home W17..... Last loss vs. William & Mary, 63-60 Wofford 35 - William & Mary 26 December 7, 2013
 Away..... W9 Last loss at Chattanooga, 70-69..... Wofford 38 - Chattanooga 36.....January 11, 2014



THE LAST TIME...

◆ TEAM

Wofford Played a Ranked Opponent

No. 1.....Nov. 18, 2015 (L, 58-78 at No. 1 North Carolina)
 Top 5.....Dec. 31, 2014 (L, 55-84 at No. 2 Duke)
 Top 10.....Dec. 31, 2014 (L, 55-84 at No. 2 Duke)
 Top 25.....March 19, 2015 (L, 53-56 vs. No. 21 Arkansas)

Scored 100 Points

By Wofford.....Dec. 1, 2003 (W, 102-42 vs. Toccoa Falls)
 By Opponent.....Dec. 4, 2003 (L, 72-103 at Texas)

Scored 100 Points and Lost

By Wofford.....Jan. 3, 1992 (107-114 vs. Troy State)
 By Opponent.....Dec. 10, 1988 (107-105 vs. Pfeiffer)

Scored 50+ Points in the First Half

By Wofford.....Nov. 10, 2006 (54 at NC State)
 By Opponent.....Nov. 21, 2013 (50 at Minnesota)

Scored 50+ Points in the Second Half

By Wofford.....Feb. 19, 2015 (52 vs. UNCG)
 By Opponent.....Feb. 14, 2009 (53 vs. Georgia Southern)

Scored Less Than 40 Points

By Wofford.....Feb. 14, 2013 (33 at Samford)
 By Opponent.....Nov. 21, 2014 (36 at Fairfield)

Scored 15 Points or Less in the First Half

By Wofford.....Jan. 26, 2013 (13 vs. College of Charleston)
 By Opponent.....Nov. 21, 2014 (12 at Fairfield)

50+ Point Game

Wofford WinNov. 21, 2005 (81-15 vs. Toccoa Falls)
 Wofford Loss.....Nov. 19, 2008 (40-93 at Clemson)

40+ Point Game

Wofford WinNov. 30, 2013 (90-48 vs. Johnson & Wales)
 Wofford Loss.....Nov. 19, 2008 (40-93 at Clemson)

30+ Point Game

Wofford WinDec. 6, 2014 (88-57 vs. Florida National)
 Wofford Loss.....Dec. 22, 2014 (44-77 at West Virginia)

Overtime Game

Wofford WinJan. 9, 2014 (79-75 vs. The Citadel)
 Wofford Loss.....Feb. 4, 2012 (61-66 vs. Samford)

Double-Overtime Game

Wofford WinDec. 10, 1988 (107-105 vs. Pfeiffer)
 Wofford Loss.....Jan. 15, 1979 (50-52 vs. Newberry)

Triple-Overtime Game

Wofford WinFeb. 9, 1952 (108-104 vs. Presbyterian)
 Wofford Loss.....Nov. 27, 2010 (90-94 at Xavier)

Quadruple-Overtime Game

Wofford WinN/A
 Wofford Loss.....Feb. 5, 1976 (86-89 vs. Erskine)

Won in the Final Seconds

Wofford WinDec. 14, 2014 (55-54 at NC State)
Justin Gordon layup at 1.9 seconds
 Wofford Loss.....Feb. 11, 2013 (56-57 at Western Carolina)
Trey Sumler jumper at 2.3 seconds

Six Players Scored in Double Figures

By Wofford.....March 1, 2008 (vs. The Citadel)
Johnson, Dahlman, Gibson, Nichols, Godzinski, Estep
 By Opponent.....March 3, 2012 (vs. Western Carolina)
King, Cole, Sumler, Mutombo, Boggs, Ross

Five Players Scored in Double Figures

By Wofford.....Dec. 6, 2014 (vs. Florida National)
Gordon, Skinner, Brooks, Collins, Allen
 By Opponent.....Jan. 18, 2014 (vs. Chattanooga)
Bareika, Mason, Pryor, McGhee, White

Made 40+ Field Goals

By Wofford.....Dec. 1, 2003 (41 vs. Toccoa Falls)
 By Opponent.....Dec. 12, 1994 (42 at ETSU)

Made 35+ Field Goals

By Wofford.....Feb. 10, 2014 (38 vs. Hiwassee)
 By Opponent.....Jan. 12, 2008 (36 vs. Davidson)

Made Fewer Than 15 Field Goals

By Wofford.....Dec. 22, 2014 (11 at West Virginia)
 By Opponent.....Nov. 21, 2014 (9 at Fairfield)

Attempted 70+ Field Goals

By Wofford.....Nov. 27, 2010 (73 at Xavier)
 By Opponent.....Nov. 16, 2006 (70 vs. Union (Ky.))

Attempted Fewer Than 40 Field Goals

By Wofford.....March 8, 2015 (38 vs. Western Carolina)
 By Opponent.....Nov. 29, 2014 (32 at William & Mary)

Shot Over 60 Percent From the Field

By Wofford.....Jan. 29, 2015 (60.0%, 21-35, at UNCG)
 By Opponent...Nov. 29, 2014 (65.6%, 21-32, at William & Mary)

Shot Less Than 30 Percent From the Field

By Wofford.....Dec. 22, 2014 (26.8%, 11-41 at West Virginia)
 By Opponent Jan. 17, 2015 (27.8%, 15-54, vs. Western Carolina)

Made 15+ 3-Pointers

By Wofford.....Feb. 5, 2009 (15 vs. Chattanooga)
 By Opponent.....Dec. 30, 2010 (15 vs. Cornell)

Made 10+ 3-Pointers

By Wofford.....Nov. 13, 2015 (10 at Mizzou)
 By Opponent.....Feb. 7, 2015 (10 at VMI)

Made 0 3-Pointers

By Wofford.....Feb. 2, 2002 (at VMI, 0-4)
 By Opponent.....N/A

Attempted 30+ 3-Point Field Goals

By Wofford.....Nov. 9, 2012 (35 at Colorado)
 By Opponent.....Feb. 23, 2011 (32 at Chattanooga)

Shot Over 70 Percent on 3-Pointers (min. 10 attempts)

By Wofford.....Dec. 18, 2010 (70%, 7-10, vs. High Point)
 By Opponent.....Dec. 30, 2010 (71.4%, 15-21, vs. Cornell)

Shot Over 60 Percent on 3-Pointers (min. 10 attempts)

By Wofford.....Jan. 21, 2012 (61.5%, 8-13, at Furman)
 By Opponent...Dec. 14, 2015 (63.6%, 7-11, vs. Coastal Carolina)

Shot Less Than 15 Percent on 3-Pointers

By Wofford.....Dec. 21, 2013 (13.3%, 2-15, at Winthrop)
 By Opponent.....Nov. 28, 2015 (12.5%, 2-16, at Presbyterian)

Shot Less Than 10 Percent on 3-Pointers

By Wofford.....March 20, 2014 (5.3%, 1-19, vs. Michigan)
 By Opponent.....Nov. 23, 2014 (4.2%, 1-24, vs. Sam Houston St.)

Made 30+ Free Throws

By Wofford.....March 7, 2010 (30 vs. Western Carolina)
 By Opponent.....Nov. 27, 2010 (30 at Xavier)

Made 0 Free Throws

By Wofford.....Feb. 6, 2012 (at Davidson)
 By Opponent.....Dec. 8, 2004 (vs. Toccoa Falls)

Attempted 40+ Free Throws

By Wofford.....Feb. 5, 2015 (43 at ETSU)
 By Opponent.....Nov. 27, 2010 (40, at Xavier)

Attempted 5 or Fewer Free Throws

By Wofford.....Nov. 18, 2015 (5 at North Carolina)
 By Opponent.....March 14, 2012 (3 at Pittsburgh)

Shot 90% from the Free Throw Line

By Wofford.....Dec. 1, 2015 (12-12, at Georgia Tech)
 By Opponent.....Dec. 14, 2014 (92.3%, 12-13, at NC State)

Shot 100% from the Free Throw Line

By Wofford.....Dec. 1, 2015 (12-12, at Georgia Tech)
 By Opponent.....Nov. 19, 2011 (4-4, at Wisconsin)

Had 50+ Rebounds

By Wofford.....Nov. 24, 2010 (50 vs. Air Force)
 By Opponent.....Nov. 21, 2010 (52 vs. George Mason)

Had Fewer Than 20 Rebounds

By Wofford.....Dec. 30, 2012 (19 at Virginia)
 By Opponent.....Jan. 12, 2011 (19 at Georgia Southern)

Had 20+ Assists

By Wofford.....Dec. 3, 2015 (22 vs. Kentucky Christian)
 By Opponent.....Feb. 26, 2015 (20 at Mercer)

Had Fewer Than 5 Assists

By Wofford.....Nov. 19, 2008 (4 at Clemson)
 By Opponent.....March 7, 2015 (4 vs. UNCG)

Had 10+ Blocks

By Wofford.....Nov. 13, 2007 (10 vs. Lees-McRae)
 By Opponent.....Nov. 21, 2013 (12 at Minnesota)

Had 0 Blocks

By Wofford.....Nov. 18, 2015 (at North Carolina)
 By Opponent.....Dec. 3, 2015 (vs. Kentucky Christian)

Had 15+ Steals

By Wofford.....Dec. 17, 2008 (16 vs. Union (Ky.))
 By Opponent.....Jan. 28, 2006 (16 vs. Western Carolina)

Had 10+ Steals

By Wofford.....Jan. 5, 2015 (10 at Chattanooga)
 By Opponent.....Nov. 18, 2015 (11 at North Carolina)

Had 0 Steals

By Wofford.....N/A
 By Opponent.....March 9, 2014 (vs. Georgia Southern)

Committed 30+ Turnovers

By Wofford.....Jan. 14, 2004 (32 vs. Lynchburg)
 By Opponent.....Jan. 14, 2004 (31 vs. Lynchburg)

Committed 20+ Turnovers

By Wofford.....Dec. 22, 2014 (21 at West Virginia)
 By Opponent.....Feb. 10, 2014 (20 vs. Hiwassee)

Committed Fewer Than 5 Turnovers

By Wofford.....Feb. 21, 2015 (4 vs. The Citadel)
 By Opponent.....Dec. 21, 2011 (4 at High Point)

Committed 30+ Fouls

By Wofford.....Nov. 27, 2010 (30 at Xavier)
 By Opponent.....Jan. 16, 2010 (30 vs. Davidson)

Committed Fewer Than 10 Fouls

By Wofford.....March 1, 2014 (9 vs. UNCG)
 By Opponent.....March 20, 2014 (8 vs. Michigan)



THE LAST TIME...

◆ INDIVIDUAL

A Player Scored 30+ Points

By Wofford.....Jan. 5, 2015 (Karl Cochran, 33, at Chattanooga)
By Opponent.....March 17, 2011 (Jimmer Fredette, 32, vs. BYU)

A Player Scored 35+ Points

By Wofford.....Dec. 4, 2010 (Noah Dahlman, 37, at Elon)
By Opponent.....Nov. 28, 2009 (Charles Garcia, 41, vs. Seattle)

A Player Scored 40+ Points

By Wofford.....Jan. 2, 2001 (Ian Chadwick, 40, at Ga. Southern)
By Opponent.....Nov. 28, 2009 (Charles Garcia, 41, vs. Seattle)

A Player Scored 20+ Points Off the Bench

By Wofford.....Nov. 13, 2015 (Fletcher Magee, 22, at Mizzou)
By Opponent.....Dec. 30, 2010 (Drew Ferry, 25, vs. Cornell)

Had 2+ Players Score 20 Points

By Wofford.....Jan. 25, 2014 (at Furman)
.....Karl Cochran 22, Spencer Collins 20
By Opponent.....Nov. 18, 2014 (vs. Iona)
.....David Laury 23, AJ English 22

Had 3+ Players Score 20 Points

By Wofford.....Jan. 20, 2011 (vs. Chattanooga)
.....Noah Dahlman 22, Jamar Diggs 24, Cameron Rundles 23
By Opponent.....Nov. 27, 2010 (at Xavier)
.....Tu Holloway 28, Mark Lyons 25, Jamel McLean 22

Had 2+ Players Score 25 Points

By Wofford.....Feb. 9, 2002 (vs. Georgia Southern)
.....Mike Lenzly 27, Justin Stephens 26
By Opponent.....Nov. 27, 2010 (at Xavier)
.....Tu Holloway 28, Mark Lyons 25

Had 3+ Players Score 25 Points

By Wofford.....Dec. 10, 1988 (vs. Pfeiffer)
.....Greg O'Dell 31, Stephon Blanding 25, Steve Tomasovich 25
By Opponent.....N/A

Had 2+ Players Score 30 Points

By Wofford.....Feb. 23, 1957 (vs. Erskine)
.....Twitty Carpenter 35, Don Fowler 31
By Opponent.....Jan. 10, 1994 (vs. Elon)
.....Tim Wallen 32 - Bryan Therriault 30

A Player Made 10+ Field Goals

By Wofford.....Jan. 5, 2015 (Karl Cochran, 12-21, at Chatt)
By Opponent.....Nov. 28, 2015 (DeSean Murray, 10-15, at Presbyterian)

A Player Made 15+ Field Goals

By Wofford.....Jan. 29, 2011 (Noah Dahlman, 15-17, vs. WCU)
By Opponent.....Nov. 28, 2009 (Charles Garcia, 16-24, vs. Seattle)

A Player Attempted 20+ Field Goals

By Wofford.....Jan. 15, 2015 (Karl Cochran, 22, at The Citadel)
By Opponent.....March 8, 2014 (Ashton Moore, 22, vs. The Citadel)

A Player Attempted 25+ Field Goals

By Wofford.....Feb. 28, 2013 (Karl Cochran, 27, at CofC)
By Opponent.....March 17, 2011 (Jimmer Fredette, 25, vs. BYU)

A Player Shot 100% with 5+ FG Attempts

By Wofford.....Dec. 6, 2014 (Justin Gordon, 6-6, vs. Fla. National)
By Opponent.....Dec. 14, 2015 (Tristian Curtis, 5-5, Coastal Caro.)

A Player Shot 100% with 10+ FG Attempts

By Wofford.....Jan. 12, 2011
.....Noah Dahlman, 10-10, at Ga. Southern
By Opponent.....N/A

A Player Made 5+ 3-Point Field Goals

By Wofford.....Nov. 13, 2015 (Fletcher Magee, 5-9, at Mizzou)
By Opponent.....March 9, 2015 (Geoff Beans, 5-7, vs. Furman)

A Player Attempted 10+ 3-Point Field Goals

By Wofford.....March 19, 2015 (Karl Cochran, 12, vs. Arkansas)
By Opponent.....Jan. 15, 2015 (Ashton Moore, 10, at The Citadel)

A Player Attempted 15+ 3-Point Field Goals

By Wofford.....Nov. 9, 2012 (Karl Cochran, 15, at Colorado)
By Opponent.....Nov. 21, 2006 (Deonta Vaughn, 17, at Cincinnati)

A Player Made 10+ Free Throws

By Wofford.....March 8, 2015 (Spencer Collins, 10-13, vs. WCU)
By Opponent.....Jan. 24, 2015 (Jalen Riley, 11-14, vs. ETSU)

A Player Attempted 10+ Free Throws

By Wofford.....Nov. 13, 2015 (Spencer Collins, 10, at Mizzou)
By Opponent.....Jan. 24, 2015 (Jalen Riley, 14, vs. ETSU)

A Player Attempted 15+ Free Throws

By Wofford.....Feb. 27, 2014 (Lee Skinner, 15, at Elon)
By Opponent.....Nov. 27, 2010 (Tu Holloway, 15, at Xavier)

A Player Shot 100% with 10+ FT Attempts

By Wofford.....Dec. 14, 2015
.....Eric Garcia, 10-10, vs. Coastal Carolina
By Opponent.....Nov. 25, 2011
.....Reggi Chamberlain, 10-10, vs. UMKC

A Player Had 10+ Rebounds

By Wofford.....Feb. 7, 2015 (Karl Cochran, 12, at VMI)
By Opponent.....Dec. 6, 2015 (J. Blossomgame, 11, at Clemson)

A Player Had 15+ Rebounds

By Wofford.....Jan. 11, 2014 (Lee Skinner, 15, at Chattanooga)
By Opponent.....Dec. 1, 2015 (Charles Mitchell, at Georgia Tech)

A Player Had 20+ Rebounds

By Wofford.....Jan. 10, 2004 (Howard Wilkerson, 20, at App. St.)
By Opponent.....Jan. 2, 2003 (Travis Watson, 20, at Virginia)

A Player Had 10+ Assists

By Wofford.....Jan. 30, 2012 (Brad Loesing, 10, vs. WCU)
By Opponent.....Dec. 30, 2010 (Chris Wroblewski, 12, vs. Cornell)

A Player Had 5+ Blocks

By Wofford.....Jan. 7, 2002 (Mike Lenzly, 5, vs. The Citadel)
By Opponent.....Jan. 8, 2015 (Phillip Anglade, 7, vs. VMI)

A Player Had 5+ Steals

By Wofford.....Jan. 5, 2015 (Karl Cochran, 5, at Chattanooga)
By Opponent.....Dec. 2, 2010 (David Williams, 5, vs. UNCG)

A Player Had a Double-Double^

By Wofford.....Feb. 7, 2015 (at VMI)
.....Karl Cochran (18-12)
By Opponent.....Dec. 6, 2015 (at Clemson)
.....Jaron Blossomgame (22-11)

Had 2+ Players with a Double-Double^

By Wofford.....Dec. 30, 2013 (vs. High Point)
.....Karl Cochran (23-10), Lee Skinner (12-11)
By Opponent.....Nov. 27, 2010 (at Xavier)
.....James McLean (22-12), Kenny Frease (12-18)

Had 3+ Players with a Double-Double^

By Wofford.....Jan. 30, 2006 (vs. UNCG)
.....H. Wilkerson (14-10), T. Berg (18-14), D. Gibson (10-12 ast)
By Opponent.....N/A

A Player Had 20 Points & 20 Rebounds

By Wofford.....Jan. 10, 2004 (vs. Appalachian State)
.....Howard Wilkerson (29 pts, 20 reb)
By Opponent.....Jan. 2, 2003 (at Virginia)
.....Travis Watson (21 pts, 20 reb)

A Player Had a Triple-Double

By Wofford.....Feb. 13, 2001 (vs. Chattanooga)
.....Mike Lenzly (21 pts, 10 reb, 12 ast)
By Opponent.....N/A

^Double-Doubles are Points-Rebounds unless specified



TV/RADIO CHART



1 DERRICK BROOKS
So • G • 6-2 • 195
HINESVILLE, GA.
BARTOW HS (FLA.)



2 JIMMY JENT
FR • G • 6-4 • 185
SACRAMENTO, CALIF.
FORK UNION MILITARY ACAD.



3 FLETCHER MAGEE
FR • G • 6-4 • 195
ORLANDO, FLA.
THE FIRST ACADEMY



4 ZACH KORKOWSKI
SR • F • 6-6 • 215
WILLIAMSBURG, VA.
CHRIST SCHOOL



5 ERIC GARCIA
JR • G • 6-0 • 185
AURORA, COLO.
GRANDVIEW HS



11 BOBBY PEREZ
So • G • 5-11 • 165
ATLANTA, GA.
MARIST HS



12 SPENCER COLLINS
SR • G • 6-4 • 205
EASLEY, S.C.
EASLEY HS



15 TREVOR STUMPE
FR • G • 6-5 • 200
PLAINFIELD, ILL.
PLAINFIELD NORTH HS



20 JAYLEN ALLEN
JR • G • 6-3 • 185
JOHNSON CITY, TENN.
CHRIST SCHOOL (N.C.)



24 JUSTIN GORDON
SR • F • 6-6 • 215
CHARLOTTE, N.C.
NORTHSIDE CHRISTIAN ACAD.



31 C.J. NEUMANN
SR • F • 6-7 • 235
ST. PAUL, MINN.
CRETIN-DERHAM HALL HS



33 CAMERON JACKSON
So • F • 6-8 • 235
WINCHESTER, VA.
JOHN HANDLEY HS



35 RYAN SAWVELL
R-JR • F • 6-8 • 215
MUNDELEIN, ILL.
EVANSVILLE / MUNDELEIN HS



40 ERIC WAGENLANDER
JR • G • 6-2 • 180
MT. PLEASANT, S.C.
WANDO HS



50 MATTHEW PEGRAM
FR • C • 6-11 • 240
MT. PLEASANT, S.C.
WANDO HS



HEAD COACH
MIKE YOUNG
14TH SEASON
EMORY & HENRY '86



ASSOCIATE HEAD COACH
DUSTIN KERNS
SIXTH SEASON
CLEMSON '02



ASSISTANT COACH
TIM JOHNSON
THIRD SEASON
WOFFORD '11



ASSISTANT COACH
KEVIN GILTNER
THIRD SEASON
WOFFORD '12



DIRECTOR OF OPERATIONS
DREW GIBSON
SECOND SEASON
WOFFORD '08