

GAME 3



/// 18/18 K-STATE at rv/rv VANDERBILT ///
 Sept. 16, 2017 • Vanderbilt Stadium • Nashville, Tenn.

KANSAS STATE WILDCATS

2-0, 0-0 Big 12

VANDERBILT COMMODORES

2-0, 0-0 SEC

/// THE BASICS ///

Record2-0 (0-0 Big 12)	Record2-0 (0-0 SEC)
Ranking (AP/Coaches)19/19	Ranking (AP/Coaches)nr/nr
Last GameSept. 9, 2017 Defeated Charlotte, 55-7	Last GameSept. 9, 2017 Defeated Alabama A&M, 42-0
CoachBill Snyder	CoachDerek Mason
Career Record204-105-1 (26th)	Career Record15-24 (4th)
Career Conf. Record118-80-1	Record at VanderbiltSame

/// STATISTICAL LEADERS ///

RushingAlex Barnes 25 att, 128 yds, 2 TD	RushingRalph Webb 37 att, 108 yds, 2 TD
PassingJesse Ertz 26-37, 511 yds, 4 TD, 0 INT	PassingKyle Shurmur 35-46, 498 yds, 7 TD, 0 INT
ReceivingIsaiah Zuber 9 rec, 92 yds, 1 TD	ReceivingTrent Sherfield 8 rec, 137 yds, 1 TD
TacklingKendall Adams 13 tackles	TacklingEmmanuel Smith 16 tackles
SacksFour players 1 sack	SacksCharles Wright 4 sacks
InterceptionsThree players 1 interception	InterceptionsThree players 1 interception

/// INSIDE THE SERIES ///

Overall0-1	Most K-State Pts14
In Manhattan0-0	Most Vanderbilt Pts26
In Nashville0-1	3 Points or Less0-0
Current StreakLost 1	7 Points or Less0-0
Longest Win StreakN/A	Biggest WinN/A

/// ON THE AIR ///

TELEVISION

ESPN
 Mike Couzens (Play-by-Play)
 John Congemi (Analyst)



RADIO

K-State Sports Network
 Wyatt Thompson (Play-by-Play)
 Stan Weber (Analyst)
 Matt Walters (Sidelines)



SATELLITE RADIO

Sirius Channel 108
 XM Channel 201



NO. 18 K-STATE FACES FIRST ROAD TEST AT VANDY

Following two home wins to open the season, 18th-ranked K-State will hit the road for the first time in 2017 when it visits SEC foe Vanderbilt Saturday night at Vanderbilt Stadium. The contest, which will kick at 6:30 p.m. CT, will be shown nationally on ESPN with **Mike Couzens** (play-by-play) and **John Congemi** (analyst) on the call.

The game can also be heard across the 40-station K-State Sports Network with **Wyatt Thompson** (play-by-play), former K-State quarterback **Stan Weber** (analyst) and **Matt Walters** (sidelines) calling the action. Coverage will also be available on Sirius channel 108, XM Channel 201 in addition to the TuneIn app. Live stats are available at kstatesports.com, while Twitter updates (@kstate_gameday, @KStateFB) will all be a part of the coverage.

A LOOK AT K-STATE

- In his 26th season at the helm of the Wildcats, College Football Hall of Famer **Bill Snyder** brings back 44 letterwinners – including 18 starters – from last year’s squad.
- Eight of the returning starters picked up All-Big 12 accolades in 2016, including Big 12 Defensive Newcomer of the Year **D.J. Reed** (DB) and Big 12 Defensive Freshman of the Year **Reggie Walker** (DE).
- K-State has scored 55 points in each of its first two games, hitting the 50-point mark twice in the first two games for the third time in school history (1998, 2012).
- Senior **Jesse Ertz** has gotten off to a hot start by setting a new single-game school record for passer rating (319.8) in the opener while completing 70.3-percent of his passes through two games. He enters the week ranked fourth nationally in passing efficiency and yards per completion.
- Ertz, the NCAA’s most efficient passer in week one, connected on three touchdown passes of 55 or more yards, marking the first time in the Snyder era that the Cats had three or more TD catches of 50-plus yards in a game.
- K-State has not thrown an interception in its last six games, the longest stretch since the 2012 season.
- The Cats have solid depth at running back and wide receiver as five different runners have scored TDs and five different wide receivers have three or more catches.
- The Wildcats have proven how versatile they can be on offense, throwing for 333 yards and four TDs in the opener and then rushing for 315 yards and five TDs last week against Charlotte.
- **D.J. Reed** had a night against UCA, recording a 96-yard return on the opening kickoff, a 62-yard punt return for a score and an interception on defense en route to Big 12 Special Teams Player of the Week honors.
- **Kendall Adams** answered the bell against Charlotte by becoming just the third Big 12 player ever to return an interception for a TD and a fumble for a score in the same game as he went on to earn Big 12 Defensive Player of the Week honors.
- K-State held Charlotte to just 58 yards passing, the fewest in a game since yielding just 39 to Nebraska in 2000.

/// 2017 SCHEDULE ///

DATE	OPPONENT (TV)	TIME (CT)
Sept. 2	CENTRAL ARKANSAS (ESPN3)	W, 55-19
Sept. 9	CHARLOTTE (FSN)	W, 55-7
Sept. 16	at rv/rv Vanderbilt (ESPN)	6:30 p.m.
Sept. 30	BAYLOR*	TBA
Oct. 7	at Texas*	TBA
Oct. 14	20/20 TCU*	TBA
Oct. 21	2/3 OKLAHOMA*	TBA
Oct. 28	at Kansas*	TBA
Nov. 4	at rv/nr Texas Tech*	TBA
Nov. 11	rv/rv WEST VIRGINIA*	TBA
Nov. 18	at 9/8 Oklahoma State*	TBA
Nov. 25	IOWA STATE*	TBA

/// A K-STATE WIN WOULD... ///

- Give K-State its first regular-season win over a SEC opponent since 1982 (Kentucky).
- Make K-State 3-0 for the fifth time in **Bill Snyder**’s return to the sidelines in 2009.
- Move K-State to 45-84-5 all-time versus current members of the SEC, including a 7-16 mark when taking out the Wildcats’ conference games against Missouri and Texas A&M.
- Be the fourth Power 5 regular-season non-conference win under Snyder since his return in 2009.
- Be the first victory over a Power 5 team on the road since a 28-24 triumph at Miami in 2011.
- Be just the second K-State victory over an SEC team on the road.

/// WHERE TO FIND... ///

Team Notes.....	1-4
Offensive Notes.....	4-6
Defensive Notes.....	6-7
Special Teams Notes.....	7
Last Time vs. Vanderbilt.....	8
Head Coach Bill Snyder.....	9-10
Assistant Coaches.....	11
Roster.....	12-13
Depth Chart.....	14
Depth Chart Notes.....	15-17
Pronunciation Guide.....	17
Select Player Bios.....	18-23
Team Statistics.....	24-25
Game-by-Game Offensive Statistics.....	26
Defensive Statistics.....	27
Game-by-Game Defensive Statistics.....	28
Game-by-Game Summaries/Starters.....	29
Scoring Drives/Drive Summaries.....	30
Long/Third Downs/Red Zone.....	31
Superlatives.....	32
Game Recaps.....	33-34
Last Time.....	35-39

/// K-STATE ATHLETICS COMMUNICATIONS ///

Kenny Lannou Sr. Assoc. A.D./Communications O: 785-532-7977 C: 785-587-7867 E: klannou@kstatesports.com
 Ryan Lackey Asst. Director/Athletics Communications O: 785-532-7708 C: 785-587-7865 E: rlackey@kstatesports.com

/// FOLLOW K-STATE ATHLETICS ///



/// BIG 12 STANDINGS ///

	Big 12	Overall
Kansas State	0-0	2-0
Oklahoma	0-0	2-0
Oklahoma State	0-0	2-0
TCU	0-0	2-0
Texas Tech	0-0	1-0
Iowa State	0-0	1-1
Kansas	0-0	1-1
Texas	0-0	1-1
West Virginia	0-0	1-1
Baylor	0-0	0-2

/// UPCOMING BIG 12 SCHEDULE ///

SATURDAY, SEPTEMBER 16

Delaware State at West Virginia, 11 a.m. (AT&T SportsNet)
 Iowa State at Akron, 11 a.m. (CBS Sports Network)
 Kansas at Ohio, 11 a.m. (ESPN)
 Oklahoma State at Pittsburgh, 11 a.m. (ABC/ESPN2)
 Baylor at Duke, 11:30 a.m. (ACC RSN)
 SMU at TCU, 2:30 p.m. (ESPN)
 Tulane at Oklahoma, 5 p.m. (PPV)
 K-State at Vanderbilt, 6:30 p.m. (ESPN)
 Arizona State at Texas Tech, 7 p.m. (FSN)
 Texas at USC, 7:30 p.m. (FOX)

/// WEEKLY BIG 12 TELECONFERENCE ///

If you wish to participate in the weekly Big 12 Coaches Teleconference, please email joni@big12sports.com with your name, affiliation and phone number to obtain the media dial-in number. The number will not be distributed over the phone.

10:00 a.m. – David Beaty, Kansas
 10:10 a.m. – Lincoln Riley, Oklahoma
 10:20 a.m. – Mike Gundy, Oklahoma State
10:30 a.m. – Bill Snyder, Kansas State
 10:40 a.m. – Dana Holgerson, West Virginia
 10:50 a.m. – Kliff Kingsbury, Texas Tech
 11:00 a.m. – Matt Rhule, Baylor
 11:10 a.m. – Matt Campbell, Iowa State
 11:20 a.m. – Gary Paterson, TCU
 11:30 a.m. – Tom Herman, Texas

/// ATHLETICS COMMUNICATIONS ///

Press Conference

Head coach Bill Snyder hosts a weekly news conference each Tuesday at the Vanier Family Football Complex. Snyder will address the media at 12:30 p.m., while requested players are available from 1 p.m., to 2 p.m.

Press Conference Video

Broadcast-quality video files for television newscasts of each weekly news conference is available for download on Tuesday afternoons. Please contact the K-State Athletics Communications office for FTP access instructions.

Working Credentials

Media outlets interested in covering K-State football either on a season or individual-game basis are requested to submit all applications through the following website: www.k-statesports.com/media.

Postgame Interviews

K-State's locker room is closed. Media will be asked to submit a list of player requests to either **Kenny Lannou** or **Ryan Lackey** at the start of the fourth quarter. During home games, Coach Snyder will address the media in the Steel & Pipe Team Theatre on the third floor of the Vanier Family Football Complex following a cooling off period, followed by the requested players. To get to the theater, proceed to the concourse and walk toward the Vanier Family Football Complex. Enter the first set of double doors and take an immediate left into the theater. On the road, these interviews will take place either in the designated visiting interview area or outside the visiting locker room.

/// WE ARE K-STATE ///

When referring to Kansas State University, please only use the terms **Kansas State** or **K-State**. Please refrain from using KSU, Kansas St., Kan. St., or any other variation. The only acceptable nicknames include **Wildcats** or **Cats**. In addition, K-State plays in the **Big 12 Conference** or **Big 12**. Please do not use roman numerals (Big XII) when referring to the Conference. Your cooperation is appreciated.

Kenny Lannou

klannou@kstatesports.com

WEEK 3 AT VANDY

Ryan Lackey

rlackey@kstatesports.com

Monday 11	Tuesday 12	Wednesday 13	Thursday 14	Friday 15	Saturday 16	Sunday 17
Big 12 Teleconference 10:30 a.m. - Bill Snyder	Media Luncheon 12:00 p.m. - Lunch 12:30 p.m. - Bill Snyder 1 p.m. - Players FTP Information Highlights will be loaded to the K-State FTP site. Contact either Kenny Lannou or Ryan Lackey for site credentials.	Out-of-town Interviews (via telephone) Bill Snyder	No Media Availability	Travel to Nashville, Tenn. No Media Availability	Game 3 K-State at Vanderbilt 6:30 p.m. ESPN Vanderbilt Stadium Nashville, Tenn. Postgame Coach Snyder and players outside locker room	No Media Availability K-State game notes for the Baylor game will be available on Monday, September 25.

A LOOK AT THE SERIES

- Saturday is just the second meeting between the two schools as Vanderbilt won the first meeting, 26-14, back in 1984 in a game played in Nashville.
- The Wildcats hold an all-time record of 45-84-5 against current members of the SEC, while they are 7-16 when taking out K-State's games against former Big 8/12 members Missouri and Texas A&M.
- K-State knocked off Texas A&M in last season's Texas Bowl, while the last regular-season matchup with a SEC foe was back in 2014 (20-14 loss to No. 5 Auburn).

NON-CONFERENCE NOTABLES

- Since 1990, K-State has won 76 of its 86 (.884) regular-season non-conference games under **Bill Snyder**, including 66-of-70 (.943) at home.
- K-State has had perfect regular season non-conference ledgers in 15 of the last 24 years.

NON-CON ROAD NOTES

- In non-conference regular season road games under **Bill Snyder**, the Cats have won 10 of their last 13, dating back to a 30-25 win at Minnesota in 1993.
- Overall, K-State is 10-9 in non-conference road games since 1989 and 10-7 during that span under Snyder.
- Those 10 wins included at Minnesota (1993), UNLV (1994), Cincinnati (1995), Rice (1996), Northern Illinois (1997), Southern California (2001), Marshall (2005), North Texas (2010), Miami [Fla.] (2011) and UTSA (2015).

- The last SEC opponent the Wildcats have faced on the road in the regular season was Auburn back in 2007 (23-13 AU win).

SNYDER IN SEPTEMBER

- Fast starts have propelled the Wildcats to winning seasons under **Bill Snyder**. Since 1992 under Snyder, K-State is a combined 66-8 (.892) in September.
- Of the losses, five came on the road, as the Cats are 51-3 (.944) in September home games during that stretch.
- Since Snyder's return to the sidelines in 2009, K-State is 24-5 (.828) in the month of September.

PRESEASON EXPECTATIONS

- K-State was ranked in both the Preseason Associated Press Top 25 and Preseason Amway Coaches' Poll for the second time in the last four years.
- The Wildcats were 20th in the AP Poll and 19th in the Coaches', while they are 18th in both polls this week.

THE HALL OF FAMER

- The architect of the "greatest turnaround in the history of college football," **Bill Snyder** was inducted into the College Football Hall of Fame in 2015.
- Snyder is just the fourth person in the history of college football to be inducted as an active coach.
- Snyder has compiled an amazing 204-105-1 (.659) record in 25-plus seasons at K-State as he is one of just six coaches to reach the 200-win mark and coach at only one school.

/// KANSAS STATE at VANDERBILT • TEAM COMPARISONS ///

K-STATE (2-0/0-0 Big 12)

TEAM STATISTICS	KS	OPP
Points/Game	55.0	13.0
First Downs	44	38
Rushing/Game	245.0	166.5
Passing/Game	261.0	128.0
Total Offense/Game	506.0	294.5
Fumbles-Lost	0-0	3-3
Pen.-Yds/Game	11-51.0	10-32.5
Time of Possession	29:27	30:33

INDIVIDUAL LEADERS

Rushing	Att	Net	Avg	TD	YPG
Barnes	25	128	5.1	2	64.0
Ertz	20	111	5.6	1	55.5

Passing	C-A-I	Pct.	TD	YPG
Ertz	26-37-0	70.3	4	255.5

Receiving	Rec	Yds	Avg	TD	YPG
Zuber	9	92	10.2	1	46.0
Harris	5	138	27.6	1	69.0

Defense	U-A-T	TFL	Int.	FF-FR
Adams	12-1-13	0.0	1	0-1
Tanking	8-3-11	0.0	0	0-0

VANDY (2-0/0-0 SEC)

TEAM STATISTICS	VANDY	OPP
Points/Game	35.0	3.0
First Downs	33	23
Rushing/Game	125.0	66.5
Passing/Game	261.5	105.0
Total Offense/Game	386.5	171.5
Fumbles-Lost	1-0	2-0
Pen.-Yds/Game	10-54.5	9-17.5
Time of Possession	33:37	26:23

INDIVIDUAL LEADERS

Rushing	Att	Net	Avg	TD	YPG
Webb	37	108	2.9	2	54.0
Blasingame	14	86	6.1	0	43.0

Passing	C-A-I	Pct.	TD	YPG
Shurmur	35-46-0	76.1	7	249.0

Receiving	Rec	Yds	Avg	TD	YPG
Sherfield	8	137	17.1	1	68.5
Pinkney	7	84	12.0	2	42.0

Defense	U-A-T	TFL	Int.	FF-FR
Smith	10-6-16	1.5	0	0-0
Wright	4-7-11	4.5	0	0-0



NCAA TEAM RANKINGS

Category	KS	VANDY
Rushing Offense	39	98
Passing Offense	46	45
Total Offense	25	79
Scoring Offense	7	49
Rushing Defense	88	9
Pass Efficiency Defense	21	8
Total Defense	37	3
Scoring Defense	26	2
Net Punting	102	112
Punt Returns	5	29
Kickoff Returns	20	51
Turnover Margin	1	16
Passing Efficiency	6	10
Time of Possession	73	25



- Holding 165 more victories than any other coach in K-State history, Snyder ranks first in the FBS in wins among coaches at their current schools and second in total wins among active coaches.
- Additionally, Snyder has 118 conference wins to stand as one of four coaches with 100 Big 8/12 victories (Tom Osborne [153], Bob Stoops [117], Barry Switzer [100]).

/// MOST WINS AT CURRENT SCHOOL ///

Coach	School	Career Wins
Bill Snyder	Kansas State	203
Gary Paterson	TCU	150
Kirk Ferentz	Iowa	148
Mike Gundy	Oklahoma State	105
Kyle Whittingham	Utah	105

SUSTAINABLE SUCCESS

- Kansas State is in rare company in college football as the Wildcats rank in the top 20 in wins among FBS programs over the last 23 seasons.
- Since 1995, K-State has picked up 185 victories, which is tied for 16th in the nation with Miami and Tennessee.
- The Cats are only two away from the top 15.
- Among current Big 12 teams, only Oklahoma (t3rd; 209), Texas (13th; 197) and TCU (15th; 187) rank higher.

BOWL STREAK CONTINUES

- In an era of college football where more than 80 teams play in bowl games each year, Kansas State is one of just 21 FBS schools nationally to ride a streak of seven-consecutive bowl berths.
- Of the 21 teams, four are from the Big 12 as Oklahoma has gone to 18-straight bowls, Oklahoma State made its 11th-consecutive appearance, while Baylor and K-State have each gone to bowls in each of the last seven seasons.

REPEAT PERFORMANCES

- K-State has usually had success coming off bowl seasons. The Wildcats had played in 19 bowl games in program history prior to 2016, and K-State has followed a bowl season with another bowl berth 16 times, each coming under **Bill Snyder**.
- The only three times K-State did not follow up a bowl berth with another one occurred in 1983 (3-8) after the Independence Bowl, in 2004 after the Fiesta Bowl (4-7) and in 2007 (5-7) after the Texas Bowl.
- K-State will be looking to make its eighth-straight bowl appearance in 2017 for the first time since the end of an 11-year bowl stretch in 2003.

TURNOVER TURNAROUND

- A year after finishing minus-3 in the turnover battle, K-State tied for fourth in the nation with a plus-13 turnover margin in 2016.
- It was the Wildcats' best national finish in turnover margin since ranking third in 2012, while it marked an 84-spot jump from a tie for 88th from the 2015 season.
- The Cats forced three turnovers against UCA while committing none of their own, while adding three more takeaways against Charlotte with no turnovers on offense.
- This week, K-State ranks first nationally in turnover margin at minus-6.

DRAWING FIRST BLOOD

- Since 1990, K-State is 162-31 (.839) when scoring first.
- K-State finished the 2016 season with a 5-2 mark when scoring first and is 17-4 in that department over the last three-plus seasons.
- Under **Bill Snyder**, K-State is 149-24 (.862) when scoring first, including a 2-0 mark this season.

QUICK OUT OF THE GATE

- Kansas State started games on the right side of the scoreboard in 2016, outscoring opponents 95-54 in the opening 15 minutes.
- That mark improved to 248-137 through the first half and 336-184 after three quarters.
- K-State kicked off the 2017 season with a 28-point second quarter against UCA to enter the locker room ahead, 38-16.
- Through two games, K-State has outscored opponents, 31-17, in the first quarter and 76-23 through two quarters.

LEADING AT THE HALF

- K-State earned an 8-1 record in 2016 when taking a lead into the locker room with its only blemish being a loss at West Virginia.
- Under **Bill Snyder**, the Wildcats are 174-10 (.947) when leading at halftime, including a 55-3 (.948) mark in Snyder's second tenure, which began in 2009.

FILLING THE BILL

- Attendance at K-State games has been at an all-time high over the last five years as K-State has recorded 35-straight sellouts.
- K-State, which finished second in the nation in percentage of capacity filled in 2013, 2014 and 2015, finished the 2016 season ranked fourth at 103.84-percent.
- Twenty-one of the largest 25 crowds in stadium history have come since 2013.

THESE CATS ARE SMART

- K-State has 10 players on its roster that have already obtained their undergraduate degrees, a figure that is tied for 14th in the nation.
- The list includes: **Brogan Barry** (DB), **Jesse Ertz** (QB), **Jayd Kirby** (LB), **Matthew McCrane** (PK), **Reid Najvar** (C), **Sean Newlan** (DB), **Drew Scott** (LS), **Dayton Valentine** (TE), **Nick Walsh** (P) and **Tanner Wood** (DE).
- The Wildcats have also been by far the best in the conference as they have 83 Academic All-Big 12 honorees over the last three years, which is 20 more than the team in second place.

RETURNING EXPERIENCE

- The reason there is so much optimism around K-State for 2017 is the amount of returning experience from a 9-4 squad.
- The Wildcats return 179 total starts from last year, which ranks fourth all-time under **Bill Snyder**. It is the most returning starts by a Snyder-led team since the 2000 squad at 184.
- Of the 179 returning starts, 103 reside on the offensive side of the ball, the most ever by a Snyder-led unit. It eclipsed the 2000 team that had 99.

/// WILDCATS WHEN... ///

Overall	2-0
Big 12	0-0
Non-conference record	2-0
Home	2-0
Away	0-0
Neutral	0-0
Current streak	Won 6
Current home streak	Won 3
Current road streak	Won 3
Last win	55-7 vs. Charlotte (9/9/17)
Last loss	43-37 vs. Oklahoma State (11/5/16)
Day game	1-0
Night game	1-0
TV game	2-0
ABC	0-0
ESPN	0-0
ESPN2	0-0
ESPN3	1-0
ESPNU	0-0
FS1	0-0
FSN	1-0
September	2-0
October	0-0
November	0-0
December	0-0
vs. top-25 teams	0-0
vs. non-ranked teams	1-0
vs. FCS	1-0
On artificial surface	2-0
On natural grass	0-0
Scoring first	2-0
Coming-from-behind	0-0
Leading after 1st quarter	2-0
Behind after 1st quarter	0-0
Tied after 1st quarter	0-0
Leading at halftime	2-0
Behind at halftime	0-0
Tied at halftime	0-0
Leading after 3rd quarter	2-0
Behind after 3rd quarter	0-0
Tied after 3rd quarter	0-0
Overtime	0-0
Scoring 20 points or less	0-0
Scoring 20+ points	2-0
Scoring 30+ points	2-0
Allowing 21 points or less	2-0
Allowing 10 points or less	1-0
With 100-yard rusher	0-0
Allow 100-yard rusher	1-0
With 300-yard passer	1-0
Allow 300-yard passer	0-0
Outgain opponent	2-0
Total offense + 300 yards	2-0
Allow + 300 yards total offense	1-0
No turnovers	2-0
Less than three turnovers	2-0
Three or more turnovers	0-0
No takeaways	0-0
Three or more takeaways	2-0
Fewer turnovers gained	0-0
Equal turnovers gained	0-0
More turnovers gained	2-0
Control time of possession	1-0
Opponent controls time of possession	1-0
Possession time equal	0-0

/// SINCE 1990, K-STATE IS... ///

With a 100-yard rusher.....	122-27
With 200 yards rushing.....	119-10
With 350+ yards of total offense.....	164-49
When leading at the half.....	186-8
When scoring first.....	162-31
Opponents score 10 points or less.....	100-0
Opponents score 15 points or less.....	129-4
Opponents scores < 25 points.....	187-26-1
When scoring a defensive TD or safety.....	55-16
When scoring on special teams.....	59-17
When scoring on special teams and def.....	20-1

/// K-STATE PLAYERS OF THE WEEK ///

Central Arkansas

Offense..... Jesse Ertz and Isaiah Harris
 Defense..... D.J. Reed, Will Geary and Trey Dishon
 Special Teams..... D.J. Reed
 Scout...Nick Ast (O), Brock Monty and Daron Bowles (D), Isaiah Stewart (ST)

Charlotte

Offense..... Tyler Mitchell and Adam Holtorf
 Defense..... Kendall Adams
 Special Teams..... Sam Sizelove and Matthew McCrane
 Scout..... Bernardo Rodriguez (O), Mitch Copeland (D)

• The Wildcats have so many returning starts due to the fact that 135 starts a year ago were made by freshmen and sophomores, the most ever under Snyder and 34 more than the previous high of 101 in 1989.

/// RETURNING STARTS* ///

Rk.	Year	Returning Starts	Final Record
1.	1991	194	7-4
2.	1998	188	11-2
3.	2000	184	11-1
4.	2017	179	
5.	2012	174	11-2

* Under Snyder

/// RETURNING OFFENSIVE STARTS* ///

Rk.	Year	Returning Starts	Final Record
1.	2017	103	
2.	2000	99	11-1
3.	1991	98	7-4
4.	2013	96	8-5
5.	2012	94	11-2

* Under Snyder

CATS TOPS IN NON-OFFENSIVE TDs

- K-State is the nation's best in non-offensive touchdowns over the last 18-plus seasons as it has 109 since 1999, including **D.J. Reed's** punt return score in the 2017 season opener and **Kendall Adams' two** scores against Charlotte (INT return and fumble return).
- Since 1990, the Wildcats are 60-17 when scoring on special teams and 20-1 when scoring on special teams and defense, including an 18-0 mark under **Bill Snyder**.
- The Cats have had at least five non-offensive touchdowns in five of the last six years and in 16 of the 18 seasons since 1999.

/// NON-OFFENSIVE TDs SINCE 1999 ///

Rk.	School	Non-Offensive TDs
1.	K-State	109
2.	Texas	94
3.	Virginia Tech	92
4.	Miami	85

Of the 109 non-offensive TDs since 1999, 37 have been punt returns, 36 interception returns, 23 kickoff returns, 9 fumble returns and 2 missed/blocked field goal returns.

NON-OFFENSIVE TD RECORDS

- Under head coach **Bill Snyder**, K-State is 72-21 (.774) when scoring a non-offensive touchdown, while the Cats are 53-14 (.789) since 1999 in that department.
- Since Snyder returned to the sideline in 2009, K-State is 28-7 (.800) in this same category.

OFFENSIVE NOTES GROUND ATTACK

- K-State leaned heavily on its running game throughout the 2016 season, particularly during the second half of the year.
- The Cats broke the school record in yards per carry (5.27) and ranked third in rushing yards per game (231.8).
- K-State hit those marks due to rushing for at least 200 yards in nine games, including each of the final seven contests. The Wildcats also hit the 300-yard mark four times.
- K-State's four 300-yard games in 2016 were the most by the Wildcats since 2003, while they hit that mark three times in a four-game stretch for the first time since 2001 (vs. Kansas, Iowa State and Louisiana Tech).
- Last week, the Cats ran for 315 yards as seven different Wildcats recorded rushes and five scored touchdowns, which marked the first time five Wildcats had rushing touchdowns since 2000 against Ball State.

AERIAL ASSAULT

- While the Cats are known to have a powerful rushing attack, the 2017 squad will have some weapons through the air as the unit works to achieve balance.
- In the 2017 opener, **Jesse Ertz** threw for a career-high 333 yards and tied the school record with four passing touchdowns against UCA.
- His passer rating of 319.8 was a new school record and the highest in the nation in week one, while he also became the first player under **Bill Snyder** to throw three 50-plus yard touchdown passes in the same game.

PROTECTING THE FOOTBALL

- Kansas State tied for fifth in the country last season in turnovers lost (12), while the Wildcats only threw five interceptions to rank fifth in the country.
- A year after tossing 13 picks, K-State's minus-8 interception differential from 2015 to 2016 ranked third nationally among Power 5 teams behind Maryland (minus-21) and Nebraska (minus-12).
- K-State is one of nine teams nationally to have played two games in 2017 and not lost a turnover.

LONG DRIVES

- In the era of quick-strike offenses in college football, K-State remains a team that likes to possess the ball.
- Of K-State's 64 scoring drives in 2016, 39 were seven plays or longer (60.9 percent), including 19 (29.7 percent) of 10-plus plays.
- Nineteen scoring drives a year ago lasted at least five minutes with a 17-play, 8:32 drive at Oklahoma being the longest.
- K-State had three scoring drives of 10 plays or more against Charlotte.
- Contrary, in week one, K-State tallied three touchdown drives of three plays or less against UCA.

CATS HIGH IN T.O.P

- Kansas State ranked 20th nationally and tops in the Big 12 by averaging 32:35 in time of possession in 2016.
- It was the third-straight season the Wildcats ranked in the top 25 and led the Big 12 in time of possession.
- Over the previous five years entering 2017, K-State held the ball 74-percent of the time to rank third nationally behind Michigan State (79%) and Stanford (78%).

RED ZONE EFFICIENCY

- K-State has been one of the best red zone teams over the past few years as the Wildcats are the only team to rank in the top-15 nationally in red zone offense each of the last three seasons.
- The Cats finished the 2016 campaign 10th in the nation and second in the Big 12 by converting on 91.9-percent (57-of-62) of red zone trips.
- Additionally, Kansas State was one of four teams – along with Texas Tech, Navy and Western Michigan – to finish in the top 15 in both average trips to the red zone per game and average points per red zone attempt.
- Since the beginning of 2014, K-State has converted on 175-of-190 red zone attempts (.921) with 128 touchdowns. Included in that stretch was a nation-leading scoring streak of 56-straight trips that was snapped in 2016.
- In their 55 wins over the last six-plus seasons, the Cats are 252-for-276 (.913) in red zone chances with 187 touchdowns, while four of their non-scoring trips have come via kneel downs to close out victories.

DUAL-THREAT QUARTERBACK

- **Jesse Ertz** was the true definition of a dual-threat quarterback in 2016 as he threw for 1,755 yards and nine touchdowns while rushing for 1,012 yards and 12 scores.
- The Mediapolis, Iowa, native was one of three quarterbacks in school history to rush for 1,000 yards and pass for 1,500 yards, while he was one of only four in the nation to accomplish the feat in 2016, joining Heisman Trophy winner Lamar Jackson (Louisville), Quinton Flowers (USF) and Nick Fitzgerald (Mississippi State).
- Ertz recorded the school's 15th 1,000-yard rushing season and finished third among quarterbacks in single-season rushing yards, while his 5.53 yards per rush ranked fifth in school history and was tops among quarterbacks.
- Additionally, Ertz tallied 2,767 total offensive yards to rank 10th in school history.

AIRING IT OUT

- Although he used his feet for a majority of 2016, **Jesse Ertz** is out to prove that he can sling it around the field in 2017.
- In the season opener against UCA, Ertz broke the school record for single-game passing efficiency at 319.8, bettering the previous mark of 300.9 by **Allen Webb** against North Texas in 2005.
- Ertz also tied the single-game school record for passing touchdowns with four – which was accomplished 15 other times – while it was the second time a Wildcat had four passing scores in a season opener. **Michael Bishop** also had four against Northern Illinois in the 1997 opener.
- The senior signal caller also threw for 333 yards, the most by a Wildcat in a season opener in school history. Three of his touchdown passes went for 50 or more yards, the most ever by a quarterback under **Bill Snyder** in a single game.
- Ertz currently ranks fourth nationally in pass efficiency (220.0) and yards per completion (19.65), while he is second in the country in yards per attempt (13.81).

ALSO A BIG 12 RECORD

- In addition to his various school records against Central Arkansas, **Jesse Ertz** also helped K-State set a team Big 12 record.
- The Wildcats averaged 20.8 passing yards per attempt against the Bears, topping the previous Big 12 record of 19.1 also set by K-State against Miami in 2012.

DOUBLE-DIGIT WINS

- **Jesse Ertz** is one of eight quarterbacks under **Bill Snyder** to lead teams to at least 10 career wins when starting under center.
- A product of Mediapolis, Iowa, Ertz has the Wildcats to an 11-4 record since the beginning of 2016, while he started the 2015 season opener against South Dakota, a 34-0 K-State win.

/// CAREER 10-GAME WINNERS* ///

Rk.	Name	Years	Record
1.	Michael Bishop	1997-98	22-3
	Collin Klein	2010-12	22-6
	Eli Roberson	2001-03	22-10
4.	Jonathan Beasley	1999-2000	21-4
5.	Chad May	1993-94	18-5-1
6.	Jake Waters	2013-14	17-9
7.	Jesse Ertz	2015-Present	12-4

* Under Snyder

SECOND YEAR STARTING QBs SHINE UNDER SNYDER

- Senior **Jesse Ertz** is the sixth returning starting quarterback since 1998 under **Bill Snyder**, who has guided players to substantial growth in their senior years.
- Of the five returning starting quarterbacks under Snyder – **Michael Bishop** (1997-98), **Jonathan Beasley** (1999-2000), **Eli Roberson** (2002-03), **Collin Klein** (2011-12) and **Jake Waters** (2013-14) – each had their touchdowns per game go up, while four of the five players saw their completion percentage and yards per game improve.
- More importantly, K-State had double-digit win seasons with four of the five previous returning starters under center.

DYNAMIC DUO

- Although there are only three career starts among the K-State running backs, the Wildcats have at least two capable players returning in junior **Justin Silmon** and sophomore **Alex Barnes**, both of whom had great finishes to the 2016 season.
- Thanks to their play late in the year, both were named to the 2017 Doak Walker Award watch list as K-State was one of only six teams in the nation with multiple honorees.
- Silmon finished the year with 210 yards and two touchdowns in the final two games, while Barnes had 262 yards and five scores in his final two games against Baylor and Kansas prior to an injury.
- According to Pro Football Focus, Barnes ranked first and Silmon ranked third among returning Big 12 running backs in elusive rating, which uses missed tackle rate and yards gained after contact to measure a runner's success beyond the point of being helped by his blockers.

ROOKIE BREAKOUT

- **Alex Barnes** had one of the best seasons by a freshman running back in school history last season.
- Barnes rushed for 442 yards on 56 attempts and six scores, ranking second in school history in both rushing yards and rushing touchdowns among freshmen.
- Barnes' 7.9-yard per carry average led the Big 12 among players with at least 50 attempts, while he was the only player in the league with at least 50 attempts to not have a negative rush.
- Additionally, he is tops among returning Big 12 running backs by averaging 3.86 yards after contact, according to Pro Football Focus.

/// 2016 BIG 12 YARDS PER CARRY* ///

Name, School	Att	Yds	Avg.
Alex Barnes, K-State	56	562	7.89
Justin Crawford, WVU	163	1,184	7.26
Chris Carson, Oklahoma St.	82	559	6.82
Joe Mixon, Oklahoma	187	1,274	6.81
Kennedy McKoy, WVU	73	472	6.47

* Min. 50 carries

PRINGLE PICKS UP TEMPO

- In addition to the two running backs, wide receiver **Byron Pringle** was also key down the stretch in 2016, and he has begun to carry over his play to start the 2017 season.
- The Tampa, Florida, product ended 2016 with consecutive 100-yard games, going for 126 yards with an 83-yard touchdown at TCU before carding 107 yards with a 79-yard touchdown in the Texas Bowl against Texas A&M.
- Pringle, who came to K-State from Butler CC, had 121 yards, including a 55-yard score, against Central Arkansas for his third-straight 100-yard game.

/// NATIONAL RANKINGS ///

Associated Press Top 25 (Week 3)

1. Alabama (58).....	2-0	1522
2. Oklahoma (2).....	2-0	1447
3. Clemson (1).....	2-0	1380
4. USC.....	2-0	1324
5. Penn State.....	2-0	1299
6. Washington.....	2-0	1124
7. Michigan.....	2-0	1107
8. Ohio State.....	1-1	1003
9. Oklahoma State.....	2-0	1002
10. Wisconsin.....	2-0	993
11. Florida State.....	0-1	944
12. LSU.....	2-0	935
13. Georgia.....	2-0	882
14. Louisville.....	2-0	658
15. Auburn.....	1-1	591
16. Virginia Tech.....	2-0	559
17. Miami.....	1-0	542
18. Kansas State.....	2-0	475
19. Stanford.....	1-1	364
20. TCU.....	2-0	352
21. Washington State.....	2-0	233
22. South Florida.....	2-0	188
23. Tennessee.....	2-0	159
24. Florida.....	0-1	146
25. UCLA.....	2-0	119

OTHER BIG 12 RECEIVING VOTES:

West Virginia 63, Texas Tech 2.

Amway Coaches' Poll (Week 3)

1. Alabama (58).....	2-0	1497
2. Clemson (2).....	2-0	1386
3. Oklahoma.....	2-0	1385
4. USC.....	2-0	1308
5. Penn State.....	2-0	1256
6. Washington.....	2-0	1173
7. Michigan.....	2-0	1082
8. Oklahoma State.....	2-0	1026
9. Ohio State.....	1-1	962
10. Florida State.....	0-1	926
11. LSU.....	2-0	920
12. Wisconsin.....	2-0	919
13. Georgia.....	2-0	830
14. Louisville.....	2-0	658
15. Miami.....	1-0	551
16. Virginia Tech.....	2-0	509
17. Auburn.....	1-1	488
18. Kansas State.....	2-0	487
19. Stanford.....	1-1	372
20. TCU.....	2-0	271
21. South Florida.....	2-0	249
22. Washington State.....	2-0	244
23. Tennessee.....	2-0	219
24. Utah.....	2-0	182
25. Florida.....	0-1	134

OTHER BIG 12 RECEIVING VOTES:

West Virginia 74.

THE LAST TIME KANSAS STATE WAS...

Ranked: 9/10/2017 (18th, AP; 18th, Coaches)

Not Ranked but Received Votes in AP Poll: 2016 Postseason

Not Ranked but Received Votes in Coaches' Poll: 9/26/2016

/// WILDCATS IN THE NFL ///

With the NFL season set to begin this weekend, K-State has 12 players on either active rosters or practice squads as organizations trimmed their preseason rosters last Saturday. Of the 12 players, six are on offense and six are on defense. The longest-tenured former Wildcats include **Terence Newman** (15th year; Minnesota), **Darren Sproles** (13th year; Philadelphia) and **Jordy Nelson** (10th year; Green Bay).



K-State currently has four players from last year's squad on NFL rosters, including third-round draft pick **Jordan Willis** (Cincinnati) and seventh-round pick **Elijah Lee** (Minnesota; practice squad). Their selections extended K-State's Big 12-leading streak with at least one player selected in the NFL Draft to 24 straight years. Additionally, **Deante Burton** (Atlanta; practice squad) and **Charmeachele Moore** (LA Chargers; injured reserve) were signed as rookie free agents following the draft.

Of the 12 former Wildcats on NFL roster, four have made Pro Bowl appearances, including specialists **Tyler Lockett** (Seattle) and **Sproles** in 2015. **Newman** and **Nelson** have also been named to the Pro Bowl during their careers.

Name	Team	Pos.	Exp.
Deante Burton	Atlanta	WR	R*
Randall Evans	LA Chargers	CB	1st*
B.J. Finney	Pittsburgh	OL	2nd
Emmanuel Lamur	Minnesota	LB	6th
Elijah Lee	Minnesota	LB	R*
Tyler Lockett	Seattle	WR	3rd
Charmeachele Moore	LA Chargers	LB	R^
Jordy Nelson	Green Bay	WR	10th
Terence Newman	Minnesota	CB	15th
Darren Sproles	Philadelphia	RB	13th
Cody Whitehair	Chicago	OL	2nd
Jordan Willis	Cincinnati	DE	R

* Practice Squad
^ Injured reserve



A WORLD-WIDE CONNECTION TO KANSAS STATE UNIVERSITY AND K-STATE ATHLETICS

K-StateHD.TV is a high-definition digital network providing K-State a world-wide connection for athletic and academic endeavors. Now a free service, viewers get over 1,000 Wildcat videos a year, including around 25 live events. Other features include pregame shows, weekly and postgame press conferences, and commercial free on-demand viewing of every football game and all home men's basketball, women's basketball, women's soccer, volleyball, and baseball games (within 72 hours of event).

Established in 2011, K-StateHD.TV teams Kansas State University staff and students with K-State Athletics' staff to produce around 70 live events for partners such as FS1, FSMW/KC, FCS, ESPNU, ESPN3, and Cox Channel Kansas each year. To learn more about K-StateHD.TV, visit www.k-statehd.tv.

Prior to every home game, K-State Gameday gets you ready for the action as **Brian Smoller** is joined by former K-State greats beginning one hour prior to kickoff.

- His three-straight games topping 100 yards are tied for the third-longest streak in school history and is the longest by a Wildcat since **Tyler Lockett** ended his career in 2014 with five-straight such games.
- Additionally, Pringle and sophomore **Isaiah Harris** (118 yards) teamed up for the 14th double 100-yard receiving game in school history.
- It was the Wildcats' first double 100-yard game since **Lockett** (164) and **Curry Sexton** (104) did so in the 2015 Alamo Bowl following the 2014 season.

DIMEL DOES IT ALL

- Although he plays fullback, **Winston Dimel** has turned into an offensive threat for the Wildcats.
- Dimel has 19 career rushing touchdowns, just four shy of entering K-State's top-10 list. Additionally, he has 21 touchdowns overall in his career to sit five away from the top-10 in that category.
- The Manhattan product has also averaged 22.1 yards on his 15 career receptions, the fourth-highest mark in school history among players with 15 or more catches.

O-LINE LEADER

- Right tackle **Dalton Risner** was the lone returning starter along the offensive line in 2016, and even he was learning a new position as he was the starting center in 2015.
- All Risner did in addition to leading a new group and learning a new position was pick up First Team All-Big 12 honors.
- Risner graded out at 90.2-percent according to Pro Football Focus, which is the third-best nationally among returning FBS offensive tackles.
- Additionally, Risner's 89.8-percent mark in run blocking is the second best among returning tackles.
- A product of Wiggins, Colorado, Risner is on the watch list for the Outland Trophy as the nation's most outstanding interior lineman, while his dedication to the community has also led him to being on the Wuerffel Trophy watch list and become a candidate for the AFCA Good Works Team.

DEFENSIVE NOTES TOUGH AGAINST THE RUN

- Kansas State was stout in rushing defense in 2016, ranking 11th nationally and leading the Big 12 by allowing only 115.0 yards per game.
- The Wildcats finished in the top 15 in the country in run defense for the first time since 2002. That year, K-State was second by allowing 69.5 yards per game.
- K-State limited opponents to less than 125 yards on eight occasions last year, including five times in Big 12 play.
- The 115.0-yard average ranked ninth in school history. Currently, the Cats have yielded 166.5 yards a game this season.

PICKING THEM APART

- A year after recording only five interceptions in 2015, K-State reversed the trend last year with a Big 12-leading 16 picks, a mark that tied for 14th in the nation.
- K-State's plus-11 up-tick in interceptions from 2015 to 2016 was the highest turnaround among Power 5 teams.
- The Wildcats, who have notched at least one interception in 30 of the last 40 games, made the turnaround despite starting three sophomores in the secondary for a majority of the season.

- Additionally, 11 of K-State's 16 picks in 2016 came from defensive backs after only one in 2015.
- Among the 16 picks, three were returned for touchdowns as **D.J. Reed** had a 35-yard return against Texas Tech, **Duke Shelley** went 29 yards to paydirt against Oklahoma State and **Donnie Starks** had a 39-yarder against Kansas.
- The three interception-return touchdowns by the Wildcats led the Big 12 and tied for 10th nationally.
- Reed picked up where he left off a year ago by snagging the team's first interception of 2017 against UCA, while **Kendall Adams** added a pick-six against Charlotte.

LBS LOOKING TO STEP UP

- Although it is a group that is deep with playmakers that have shined on special teams in their careers, K-State does not return any starts at linebacker in 2016.
- The Wildcats are one of three teams in the nation – but the only one from a Power 5 school – to not return a single start at linebacker this season. The next closest among Power 5 schools is Florida, which returns 12 total starts at the position.
- Team captain **Trent Tanking** is the leader of the group and has the most experience as the senior has 46 career tackles after picking up 11 to start the season.
- He ended the 2016 regular season with five tackles at TCU, a game that also included an interception on the final play of the game and a pass breakup.

REED READY FOR MORE

- Defensive back **D.J. Reed** was solid in his first year playing Division I football as the community-college transfer picked up Big 12 Defensive Newcomer of the Year honors from the league's coaches in addition to First Team All-Big 12 accolades.
- The Bakersfield, California, product tied for first in the Big 12 and fourth nationally with 19 passes defended.
- Totaling three interceptions and 16 breakups, Reed tied for fifth in school history in single-season passes defended and became the first player to enter the list since current Minnesota Viking **Terence Newman** also had 19 in 2002.
- Thanks to his solid opening campaign, Reed entered the 2017 season on the watch lists for the Bednarik, Bronko Nagurski and Jim Thorpe awards.

ALL-AROUND PLAYER

- **D.J. Reed** had one of the best all-around games in recent K-State history against Central Arkansas, totaling 181 return yards and recording his fourth-career interception.
- Reed returned the opening kickoff 96 yards to set up K-State's first touchdown, while he took the first punt-return attempt of his career 62 yards for a score and picked off a pass on the ensuing Bear possession.
- He became the first Wildcat to take his first-career punt-return attempt for a score since **Thomas Randolph** did so against New Mexico State in 1993.
- Additionally, he was the first K-State player with a punt-return touchdown (non-blocked) and an interception in the same game since **Terence Newman** against Missouri in 2002.

ADAMS WITH A RARE FEAT

- Safety **Kendall Adams** recorded a 30-yard interception return touchdown and a 46-yard fumble return touchdown against Charlotte, a feat that hadn't been accomplished by a Wildcat in nearly 19 years.

- Adams was the first K-State player with touchdowns of both varieties in the same game since **Dyshod Carter** did so against Missouri in 1999.
- Additionally, he is just the third player in Big 12 history to accomplish the feat, joining Carter and Texas Tech's Paul McClendon, who did so against North Texas in 2001.
- For his effort, Adams picked up Big 12 Defensive Player of the Week honors.

WALK THIS WAY

- Sophomore **Reggie Walker** is out to prove that his freshman campaign wasn't a flash in the pan when he earned Big 12 Defensive Freshman of the Year honors in addition to Freshman All-America accolades.
- Walker led all Big 12 freshmen last year in both sacks and TFLs, while he was fourth nationally among freshmen in sacks.
- For his efforts last year, the Ponchatoula, Louisiana, product is on the watch lists for the Bronko Nagurski Trophy as the nation's most outstanding defensive player and Ted Hendricks Award as the nation's top defensive end.

GEARY LEADS THE LINE

- A former in-state walk-on, **Will Geary** has recorded a team-best 32 career starts, which includes 27 of the last 28 games.
- Geary also has the most career tackles among active Wildcats with 124, a mark that ranks 23rd in program history among interior defensive linemen.
- According to Pro Football Focus, Geary ranks second among returning Big 12 interior defenders in run stop percentage at 9.2-percent.

**SPECIAL TEAMS NOTES
SCORING IN THE THIRD PHASE**

- Kansas State has been far and away the best team among FBS programs over the last decade when it comes to scoring via a kickoff or punt return, and thus ranked as the top collective special teams unit in the nation entering the 2017 season according to Phil Steele.
- The Wildcats have a combined 43 kickoff- and punt-return touchdowns since 2005, 15 more than any other FBS school over the last 12-plus seasons.

/// KICK/PUNT RETURN TDs SINCE 2005 ///

Rk.	School	Kickoff/Punt Return TDs
1.	K-State	43
2.	Oklahoma State	28
	Oregon	28
	North Carolina	28

DEFENSE IN THE THIRD PHASE

- On the flip side, K-State has been just as consistent in terms of kickoff and punt coverage as the Cats have not allowed a kickoff-return touchdown in the last 52 games (LAST: vs. Louisiana, 9/7/13) or a punt-return score in 38 games (LAST: at Iowa State, 9/6/14).
- Kansas State finished the 2016 season in the top 25 nationally in both punt-return defense (17th; 4.14) and kickoff-return defense (23rd; 18.4).

/// CONSECUTIVE YEARS WITH A KOR TD ///

Rk.	School	Years
1.	K-State	12
2.	New Mexico	7
3.	Western Michigan	5

KICKOFF-RETURN STREAKS

- Kansas State is currently riding a pair of streaks in terms of kickoff returns as the Wildcats have returned a kick for a touchdown in each of the last 12 seasons – the longest streak in the nation by five years.
- **Byron Pringle** extended the streak in 2016 when he returned a kickoff to paydirt 99 yards against Texas Tech.
- Since head coach **Bill Snyder's** return in 2009, K-State has returned 17 kickoffs for touchdowns as opposed to only four in his first tenure, which lasted 17 years.
- For his efforts last season, Pringle earned First Team All-Big 12 honors as a kick returner, marking the 11th-straight year a Wildcat returner has earned all-conference accolades. Additionally, a K-State kick returner has earned first team honors six times in the last eight years.

RETURNERS RANK HIGH

- K-State returners have routinely enjoyed success under head coach **Bill Snyder**, and 2016 was no different as both **Byron Pringle** and **Dominique Heath** ranked highly in the nation in the return categories.
- Pringle ranked seventh nationally with a 28.7-yard kickoff-return average – a mark that was ninth in school history – while his 659 yards in 2016 ranked fifth in school history.
- Heath, an Honorable Mention All-Big 12 returner, finished the year tied for seventh nationally in punt-return scores.
- Each player earned Big 12 Special Teams Player of the Week honors in 2016. Heath picked up the award thanks to his 75-yard punt return touchdown against Florida Atlantic.
- **D.J. Reed** is making his case for being the next great K-State returner as he raced 96 yards on the season-opening kickoff against UCA before also going 62 yards for a score on a punt return later in the contest.
- Reed was named the Big 12 Special Teams Player of the Week following the Central Arkansas game.

MCCRANE MAKES KICKS

- K-State is fortunate to have a veteran senior place kicker in **Matthew McCrane**, who is looking to end his career on a high note.
- McCrane current ranks first in school history and tied for fourth nationally among active players by making 88.9-percent (40-of-45) of his career field goals.
- The Brownwood, Texas, product has opened the year ranked 10th nationally in field goals per game and 14th in scoring.
- The two-time All-Big 12 place kicker is also in K-State's top-10 in career field goals made (2nd; 40), extra points made (6th; 98), extra points attempted (7th; 99) and field goals attempted (8th; 45).
- McCrane has also entered K-State's top-10 list for career points scored, a mark that stands at 212 as he passed **Tyler Lockett** (2011-14) for eighth place.

WALSH A DEPENDABLE PUNTER

- Just as important as a veteran place kicker, the Wildcats also have an experienced punter returning in **Nick Walsh**.
- A 2015 All-Big 12 punter and two-time member of the Ray Guy Award watch list, Walsh has booted to a career 41.88-yard average to rank sixth in K-State history, while he is seventh in career yards (6,780) and attempts (162).
- Walsh's career average was given a boost in 2016 as he had a career-best 42.78-yard mark, which ranked sixth in K-State history.

/// ON THIS DATE ///

SEPTEMBER 16 – 3-3

Year	h/a	Opponent	Score	W/L
1950	h	Baker.....	50-0	W
1972	a	BYU.....	32-9	L
1978	h	Auburn.....	45-32	L
1989	h	Northern Iowa.....	10-8	L
2000	h	Ball State.....	76-0	W
2006	h	Marshall.....	23-7	W



KANSAS STATE 76, BALL STATE 0

KSU Stadium; Manhattan, Kan.

Ball State (0-3)	0	0	0	0	-	0
K-State (3-0)	34	14	21	7	-	76

Quincy Morgan caught three touchdown passes for Kansas State as the Wildcats returned from a week off to set a school record for points in a 76-0 victory over Ball State.

Morgan caught touchdown passes of 55, 66 and eight yards in the opening 23 minutes of the game. His first score was followed by an 8-yard scoring run by **Jonathan Beasley**, an 83-yard punt return for a touchdown by **Aaron Lockett** and a 55-yard strike from Beasley that pushed the Wildcats to a 34-point first quarter.

Morgan and **Rashad Jackson** scored in the second quarter to give Kansas State at 48-0 halftime lead.

Ball State was held to just 53 yards in total offense in the game, including only five yards passing.

Rock Cartwright scored twice in the second half for Kansas State, which also got rushing touchdowns from **Josh Scobey** and **Rashad Washington**. The Wildcats rushed for 322 yards in the game, led by 81 yards on 14 carries by Scobey.

Kansas State finished with 192 yards passing by halftime, and did not attempt a pass in the second half. Eleven different Wildcats carried the ball in the game.


K-STATE STATISTICAL LEADERS

Rushing	Att.	Yds.	TD
Josh Scobey.....	14	81	2
Rashad Jackson.....	7	68	1
Jonathan Beasley.....	3	38	1
Passing	C-A-I	Yds.	TD
Jonathan Beasley.....	5-6-0	146	2
Ell Robertson.....	3-6-0	46	1
Receiving	Rec.	Yds.	TD
Quincy Morgan.....	5	143	3
Martez Wesley.....	2	28	0
Brice Libel.....	1	21	0

1984 RECAP

K-STATE	3	0	11	0	-	14
VANDERBILT	7	7	3	9	-	26

Sept. 8 | Vanderbilt Stadium | Nashville, Tenn. | 7 p.m. | Att: 40,786



BRAD LAMBERT

TEAM STATISTICS

	K-STATE	VANDY
FIRST DOWNS	17	18
Rushing	9	11
Passing	7	6
Penalty	1	1
NET YARDS RUSHING	126	129
Rushing Attempts	37	40
Average Per Rush	3.4	3.2
Rushing Touchdowns	0	2
Yards Gained Rushing	147	152
Yards Lost Rushing	21	23
NET YARDS PASSING	120	196
Completions-Attempts-Int	11-23-1	15-23-1
Average Per Attempt	5.2	8.5
Average Per Completion	10.9	13.1
Passing Touchdowns	0	1
TOTAL OFFENSE YARDS	246	325
Total offense plays	60	63
Average Gain Per Play	4.1	5.2
Fumbles: Number-Lost	2-1	0-0
Penalties: Number-Yards	6-37	4-40
PUNTS-YARDS	3-137	2-103
Average Yards Per Punt	45.7	51.5
Punt returns: Number-Yards-TD	2-21-0	0-0-0
Average Per Return	10.5	0.0
Kickoff returns: Number-Yds-TD	2-73	4-54
Average Per Return	36.5	13.5
Interceptions: Number-Yds-TD	1-25-1	1-0-0
Possession Time	26:10	33:50
Third-Down Conversions	7 of 13	8 of 12
Sacks By: Number-Yards	1-7	2-6
PAT Kicks	1-1	2-2
Field Goals	2-3	2-2

BIG PLAYS HURT K-STATE IN 26-14 LOSS

NASHVILLE, Tenn. – Vandy rode the passing of quarterback **Kurt Page** and the running of sophomore **Carl Woods** to a 26-14 victory over K-State in the season opener for both teams.

Page, who was second nationally in total offense in 1983, was content to hand off to Woods (29 carries, 116 yards) for much of the game. But he exploded every time he had to, especially on Vandy's final, game-clinching drive when he converted three times on third-and-long situations.

The Wildcats, on the other hand, kept hurting themselves in crucial situations. They dominated everything but the scoreboard in the first half, but all they had to show for it was **Steve Willis'** 43-yard field goal and a 14-3 halftime deficit.

It wasn't as though the offense was inept – the Cats controlled the ball for over 19 minutes of the first half – or that Vanderbilt was a great defensive team. It wasn't. Yet, the Commodore defense didn't allow a touchdown.

The Wildcats wasted their three first-half timeouts early as they struggled to get plays called. Three other times, the Cats took delay-of-game penalties.

The killing blow, however was a botched handoff from **John Kendrick** to **James Witherspoon** on a flanker reverse. With K-State trailing 20-14 early in the fourth quarter, quarterback **Stan Weber** was again on the move, hitting passes to **Todd Elder** and **Eric Bailey** to guide K-State from its own 20-yard line to the Vandy 40.

However, on 2nd and 6, the Cats went with the trick play – a reverse. The result was a treat for Vandy, a 14-yard loss that stopped the drive and seemed to be the turning point in the game.

The preceding game recap is from K-State's 1985 media guide and written by Pete Goering of the Topeka Capital-Journal.

SCORING SUMMARY

Team	Qtr/Time	Scoring Play	Conversion	Plays-Yds-TOP	Score
VU	1st/7:27	Woods 1 yd run	Anderson kick	15-72-8:34	0-7
KS	1st/0:28	Willis 43 yd field goal		17-61-6:53	3-7
VU	2nd/13:00	Edwards 55 yd pass from page	Anderson kick	2-53-0:51	3-14
KS	3rd/13:12	Willis 36 yd field goal		6-20-1:38	6-14
KS	3rd/12:01	Lambert 25 yd interception return	Ricketts pass		14-14
VU	3rd/4:36	Anderson 43 yd field goal		14-51-7:19	14-17
VU	4th/12:38	Anderson 41 yd field goal		10-56-3:12	14-20
VU	4th/0:56	Woods 2 yd run	Edwards pass fails	13-82-7:35	14-26

STATISTICAL LEADERS

► **Kansas State**

Rushing	Att	Yds	TD	Lg	Avg
Crawford	9	46	0	12	5.1
Weber	11	43	0	14	3.9
Ricketts	8	33	0	6	4.1
Hendrick	6	14	0	5	2.3
Lewis	2	4	0	4	2.0

Passing	C-A-I	Yds	TD	Lg	Sack
Weber	10-20-0	109	0	22	2
Campbell	1-3-1	11	0	11	0

Receiving	Rec	Yds	TD	Lg
Elder	3	25	0	10
Bailey	2	35	0	20
Crawford	2	26	0	22
Wallace	2	18	0	11
Lewis	2	16	0	9

► **Vanderbilt**

Rushing	Att	Yds	TD	Lg	Avg
Woods	29	116	2	18	4.0
Edwards	1	5	0	5	5.0
Crawford	4	21	0	21	5.3
Wracher	1	-4	0	0	-4.0
Page	5	-9	0	3	-1.8

Passing	C-A-I	Yds	TD	Lg	Sack
Page	15-23-1	196	1	55	1

Receiving	Rec	Yds	TD	Lg
Edwards	4	82	1	55
Popp	3	23	0	12
Scott	2	39	0	23
Stephenson	2	10	0	6
Kelly	1	20	0	20
Bullen	1	14	0	14
Crawford	1	2	0	2



BILL SNYDER

Head Coach
26th Year - William Jewell '63

Precise. Intense. Tireless. Accomplished. Dedicated. Caring. 200-Game Winner. Hall of Famer. Kansas State head coach **Bill Snyder** is all of these and much more.

To understand the full picture of Snyder, it is necessary to acknowledge his values, sincerity and warmth, along with the concern he shows for the people around him — all qualities that solidify his reputation as an innovator and mentor in college athletics.

The architect of the “greatest turnaround in college football history” returned to the sidelines in 2009 with hopes of revitalizing a program that he once built, piece by piece, into a national force. And, after eight seasons back in charge, he has done just that — and then some.

Over the past eight years under Snyder, K-State has totaled 66 victories — an average of 8.25 wins per year — advanced to seven-straight bowl games, won a conference championship in 2012 and finished fourth or better in the ultra-competitive Big 12 Conference in four of the last six seasons. Additionally, he became just the 26th coach in the history of college football to reach 200 career wins and only the sixth to do so while coaching at the same school for his entire career with a victory over Kansas in 2016.

Turning around a program not only once, but twice, is one of the biggest reasons why Snyder became just the fourth person all-time to be elected to the College Football Hall of Fame as an active coach. The man who said, “No,” to those who said it couldn’t be done in Manhattan, Kansas, was enshrined in the hall in December 2015.

Snyder’s squad in 2016 was picked to finish eighth in the Big 12 Conference race, and to him and his Wildcat team, that was just fine. All they did was finish 9-4, including a 6-1 mark over the final seven games. The stretch was capped by a victory over Texas A&M in the Texas Bowl, the program’s seventh-straight bowl game and 18th under the hall of fame coach. In fact, only Georgia Tech and USC joined K-State as teams that started 3-3 and finished with nine wins in 2016.

The 2016 squad was spearheaded by All-American defensive end **Jordan Willis**, who was the fifth player under Snyder’s watch earn Big 12 Defensive Player of the Year honors. Willis led six players named First Team All-Big 12 performers by the league’s coaches, the second most in the conference behind league-champion Oklahoma.

The Cats were put to the ultimate test in 2015 as virtually everyone outside of the Vanier Family Football Complex had concluded the season to be a failure in the middle of November. The difficulty of withstanding a large personnel turnover from the previous season was compounded by injuries at multiple positions early in the season, namely at quarterback and in the secondary. Following yet another rally that fell short at Texas Tech, the Wildcats were reeling, standing a 3-6 and suffering through a six-game losing streak.

With their backs firmly against the wall, the Wildcats trailed to Iowa State, 35-14, at halftime and saw a five-year bowl streak slipping away. However, Snyder’s resilient group fought back and scored 10 points over the final 42 seconds of the contest to earn a 38-35 win and kick start a stretch of three-straight wins to end the season and become bowl eligible for a sixth-straight campaign.

SNYDER’S ALL-TIME COACHING AWARDS

1990	Big 8 Coach of the Year
1991	National Coach of the Year (ESPN) Big 8 Coach of the Year
1993	Big 8 Coach of the Year
1994	National Coach of the Year (CNN)
1998	Bear Bryant Award Walter Camp Foundation National Coach of the Year Bobby Dodd Award Associated Press National Coach of the Year Schutt Sport Group National Coach of the Year
2002	Big 12 Coach of the Year
2011	Big 12 Coach of the Year Woody Hayes National Coach of the Year Sporting News National Coach of the Year Rivals.com National Coach of the Year CBS Sports National Coach of the Year
2012	Big 12 Coach of the Year Bobby Dodd National Coach of the Year Big 12 Coach of the Year

Following the win against Iowa State, K-State routed its in-state rival, Kansas, for a seventh-straight season and made another fourth-quarter comeback, this time against West Virginia, for a 24-23 win to earn another bowl berth. The in-season turnaround in 2015 was one of the best in school history, rivaled only by Snyder’s 2002 and 2013 squads. With the feat, K-State became just the sixth Power 5 team in the 12-game schedule era (2006) to stave off bowl elimination in at least three-straight games (2-6 or 3-6 record). Additionally, the Wildcats became just the third team since 1980 (joining 2011 Illinois and 2015 Indiana) to have a six-game losing streak yet finish the season with bowl eligibility.

Act Two of the renowned career started in 2009 when the Wildcats went 6-6 prior to a 7-5 campaign in 2010 and a berth in the inaugural Pinstripe Bowl. K-State’s climb back into the nation picture continued in 2011 as the Cats went 10-3, finished No. 8 in the BCS standings and earned their first Cotton Bowl invitation since 2001.

The bar was raised again in 2012 as Snyder led the Cats to their third conference championship in school history. Kansas State, which won its first 10 games of the season and finished the regular season at 11-1 with an 8-1 mark in Big 12 play, tied the school record for overall wins and conference victories while also ascending to No. 1 in the BCS rankings following its 10-0 start. Snyder went on to win the Bobby Dodd Coach of the Year Award as well as top Big 12 coach honors for the second straight season following the Cats’ memorable 2012 season that culminated with a berth in the Tostitos Fiesta Bowl.

Named the 32nd head football coach at K-State on Nov. 30, 1988, and again as the 34th on Nov. 24, 2008, Snyder has amassed a 204-105-1 (.660) record during his tenure with the Wildcats, including a 117-80-1 (.590) mark in Big 8/12 games. His 202 victories are nearly five times the man in second place on K-State’s all-time coaching victories list and tied for 22nd in FBS history, including a No. 1 ranking among active coaches at their current schools. Additionally, he is the 14th person in FBS history to be a head coach for at least 25 years at one school and never coach at another.

During his three-year hiatus, Snyder remained involved with the university and is currently a member of several halls of fame, while the long-time mentor is also involved in many organizations, and both of those lists are on page 58 of the 2016 K-State Football Media Guide.

Snyder, 77, received his B.A. from William Jewell in 1963. He earned his M.A. from Eastern New Mexico in 1965. As a player, he was a three-year letterwinner as a defensive back at William Jewell. Snyder and his wife, **Sharon**, have two sons (**Sean** and **Ross**) and three daughters (**Shannon**, **Meredith** and **Whitney**). They also have eight grandchildren, **Sydney**, **Katherine**, **Tate**, **Matthew**, **Alexis**, **Gavin**, **Kadin** and **Tylin**, and one great-grandson, **D.J.**

/// THE SNYDER FILE ///

Date of Birth:	October 7, 1939
Hometown:	St. Joseph, Mo.
Spouse:	Sharon
Children:	Sean, Ross, Shannon, Meredith, Whitney
Grandchildren:	Sydney, Katherine, Tate, Matthew, Alexis, Gavin, Kadin and Tylin
Great Grandchildren:	D.J.

EDUCATION

Received B.A. from William Jewell in 1963
Received M.A. from Eastern New Mexico in 1965

PLAYING EXPERIENCE

Three-year letterwinner as a defensive back at William Jewell

COACHING EXPERIENCE

Year	Position	School
1964	Assistant Coach	Indio HS
1966	Graduate Assistant	USC
1967-68	Head Coach	Indio HS
1969-73	Head Coach	Santa Ana Foothill HS
1974-75	Off. Coordinator	Austin College
1976-78	Assistant Coach	North Texas
1979-88	Off. Coordinator	Iowa
1989-2005, 09-17	Head Coach	Kansas State

YEAR-BY-YEAR RECORD

Year	Overall	Big 8/12	Finish
1989	1-10-0	0-7-0	8th
1990	5-6-0	2-5-0	T6th
1991	7-4-0	4-3-0	4th
1992	5-6-0	2-5-0	T6th
1993	9-2-1	4-2-1	3rd
▶ <i>Copper Bowl Champions</i>			
1994	9-3-0	5-2-0	3rd
▶ <i>Aloha Bowl</i>			
1995	10-2-0	5-2-0	T2nd
▶ <i>Holiday Bowl Champions</i>			
1996	9-3	6-2	3rd-N
▶ <i>Cotton Bowl</i>			
1997	11-1	7-1	2nd-N
▶ <i>Fiesta Bowl Champions</i>			
1998	11-2	8-0	1st-N
▶ <i>Big 12 North Champions</i>			
▶ <i>Alamo Bowl</i>			
1999	11-1	7-1	T1st-N
▶ <i>Holiday Bowl Champions</i>			
2000	11-3	6-2	1st-N
▶ <i>Big 12 North Champions</i>			
▶ <i>Cotton Bowl Champions</i>			
2001	6-6	3-5	T4th-N
▶ <i>Insight.com Bowl</i>			
2002	11-2	6-2	2nd-N
▶ <i>Holiday Bowl Champions</i>			
2003	11-4	6-2	1st
▶ <i>Big 12 North Champions</i>			
▶ <i>Big 12 Champions</i>			
▶ <i>Fiesta Bowl</i>			
2004	4-7	2-6	T5th-N
2005	5-6	2-6	6th-N
2009	6-6	4-4	T2nd-N
2010	7-6	3-5	T3rd-N
▶ <i>New Era Pinstripe Bowl</i>			
2011	10-3	7-2	2nd
▶ <i>AT&T Cotton Bowl</i>			
2012	11-2	8-1	1st
▶ <i>Big 12 Champions</i>			
▶ <i>Tostitos Fiesta Bowl</i>			
2013	8-5	5-4	5th
▶ <i>Buffalo Wild Wings Bowl Champions</i>			
2014	9-4	7-2	3rd
▶ <i>Alamo Bowl</i>			
2015	6-7	3-6	8th
▶ <i>Liberty Bowl</i>			
2016	9-4	6-3	4th
▶ <i>Texas Bowl Champions</i>			
2017	2-0	0-0	
TOTAL	204-105-1	118-80-1	

/// RECORDS UNDER SNYDER ///

Overall	204-105-1 (.659)
Overall (second tenure)	68-37 (.643)
Home (overall)	132-33-1 (.797)
Home (second tenure)	44-12 (.786)
Away (overall)	59-59 (.500)
Away (second tenure)	20-20 (.500)
Neutral	12-13 (.480)
Big 8/12	118-80-1 (.595)
Big 12 (second tenure)	43-27 (.614)
Home (overall)	68-27-1 (.714)
Home (second tenure)	24-10 (.706)
Away (overall)	48-52 (.480)
Away (second tenure)	17-17 (.500)
Neutral	2-1 (.667)
Non-conference record	86-25 (.773)
Non-conference record (second tenure)	25-10 (.714)
Home	65-6 (.915)
Away	10-7 (.588)
Neutral	11-12 (.478)
Bowl games	8-10 (.444)
Coming off a loss	47-42-1 (.528)
Second Tenure	18-13 (.851)
Coming off a win	133-60 (.689)
Second Tenure	43-22 (.662)
Coming off a bye	17-10 (.630)
Second Tenure	8-5 (.615)
In August	6-1 (.857)
In September	73-13 (.849)
In October	53-50 (.515)
In November	59-27-1 (.683)
In December	12-8 (.600)
In January	1-6 (.143)
Thursday	4-6 (.400)
Friday	2-5 (.286)
Saturday	196-92-1 (.686)
Sunday	0-1 (.000)
Monday	1-0 (1.000)
Tuesday	0-0 (.000)
Wednesday	4-1 (.600)
Scoring first	149-24 (.861)
Opponent scoring first	55-81-1 (.405)
Leading at halftime	174-10 (.946)
Behind at halftime	21-88-1 (.195)
Tied at halftime	9-7 (.563)
Overtime	2-1 (.667)
Outgain opponent	158-24 (.868)
Outgained by opponent	46-81-1 (.363)
More turnovers gained	128-22 (.853)
Fewer turnovers gained	48-62-1 (.437)
Equal turnovers gained	28-21 (.571)
With 100-yard rusher	115-25 (.893)
Scoring a defensive touchdown	41-9 (.820)
Scoring a special teams touchdown	50-10 (.833)

SNYDER ALL-TIME AGAINST OPPONENTS

Akron	1-0	Louisiana	3-1	South Dakota	1-0
Arizona State	1-1	Louisiana-Monroe	2-0	Stanford	0-1
Arkansas	0-2	Louisiana Tech	3-0	Stephen F. Austin	1-0
Auburn	0-1	Marshall	1-1	Syracuse	1-2
Ball State	1-0	Massachusetts	3-0	TCU	3-2
Baylor	6-5	McNeese State	1-0	Temple	3-0
Boston College	0-1	Miami	2-0	Tennessee	1-0
Bowling Green	1-0	Michigan	1-0	Tennessee Tech	1-0
BYU	0-1	Minnesota	2-0	Texas	7-4
California	1-0	Missouri	15-5	Texas A&M	5-5
Central Arkansas	1-0	Missouri State	3-0	Texas Tech	8-5
Charlotte	1-0	Montana	1-0	Troy	1-0
Cincinnati	2-0	Nebraska	5-14	UCF	1-0
Colorado	6-12-1	New Mexico	1-0	UCLA	1-2
Colorado State	1-0	New Mexico State	4-0	UNLV	2-0
Eastern Illinois	1-0	North Dakota State	0-1	USC	2-0
Eastern Kentucky	1-0	North Texas	5-0	UTEP	2-0
Florida Atlantic	1-0	Northern Illinois	4-2	UTSA	1-0
Florida International	1-0	Northern Iowa	0-1	Utah State	1-1
Fresno State	0-1	Ohio	1-0	Washington	1-1
Idaho State	1-0	Ohio State	0-1	West Virginia	4-1
Indiana State	3-0	Oklahoma	8-14	Western Illinois	1-0
Iowa	1-0	Oklahoma State	11-7	Western Kentucky	3-0
Iowa State	21-4	Oregon	0-1	Wyoming	1-0
Kansas	21-4	Purdue	0-1		
Kent State	1-0	Rice	2-0		

MILESTONE VICTORIES

OVERALL

Win	Date	Opponent	Location	Score
1	September 30, 1989	North Texas	Manhattan, Kan.	20-17
25	November 13, 1993	Missouri	Manhattan, Kan.	31-21
40*	September 30, 1995	Northern Illinois	Manhattan, Kan.	44-0
50	September 21, 1996	Rice	Houston, Texas	34-7
75	November 7, 1998	Baylor	Waco, Texas	49-6
100	September 8, 2001	USC	Los Angeles, Calif.	10-6
125	November 15, 2003	Nebraska	Lincoln, Neb.	38-9
150	September 3, 2001	Eastern Kentucky	Manhattan, Kan.	10-3
175	November 9, 2013	Texas Tech	Lubbock, Texas	49-26
200	November 26, 2016	Kansas	Manhattan, Kan.	34-19

* Passed Mike Ahearn (1905-10) as all-time winningest coach in school history

BIG 8/12

Win	Date	Opponent	Location	Score
1	October 13, 1990	Oklahoma State	Manhattan, Kan.	23-17
25	October 19, 1996	Texas A&M	College Station, Texas	23-20
50	November 20, 1999	Missouri	Manhattan, Kan.	66-0
75	November 19, 2005	Missouri	Manhattan, Kan.	36-28
100	November 9, 2013	Texas Tech	Lubbock, Texas	49-29

MISCELLANEOUS

WINNINGEST ACTIVE COACHES BY WINS

1.	Brian Kelly, Notre Dame*	231
2.	Nick Saban, Alabama	207
3.	Bill Snyder, K-State	204
4.	Paul Johnson, Georgia Tech	178
5.	Urban Meyer, Ohio State	166

MOST GAMES BY AN ACTIVE COACH

1.	Brian Kelly, Notre Dame*	322
2.	Bill Snyder, K-State	310
3.	Rich Rodriguez, Arizona	273
4.	Nick Saban, Alabama	269
5.	Terry Bowden, Akron	267

MOST YEARS BY AN ACTIVE COACH

1.	Brian Kelly, Notre Dame*	27
2.	Bill Snyder, K-State	25
3.	Terry Bowden, Akron	23
	Rich Rodriguez, Arizona	23
5.	Nick Saban, Alabama	21
	Kirk Ferentz, Iowa	21

* Brian Kelly's record at Division III Grand Valley State included

MOST YEARS AT CURRENT SCHOOL

1.	Bill Snyder, K-State	25
2.	Kirk Ferentz, Iowa	18
3.	Gary Patterson, TCU	17
4.	Kyle Whittingham, Utah	13
5.	Mike Gundy, Oklahoma State	12
	Frank Solich, Ohio	12

WINNINGEST COACHES ALL-TIME BY WINS

1.	Joe Paterno	409
17.	Steve Spurrier	228
18.	Dennis Franchione	213
19.	Jess Neely	207
	Nick Saban	207
21.	Bill Snyder	204

COACHES WITH 100 BIG 8/12 VICTORIES AT ONE SCHOOL

1.	Tom Osborne, Nebraska	153
2.	Bob Stoops, Oklahoma	121
3.	Bill Snyder, K-State	119
4.	Barry Switzer, Oklahoma	100

ASSISTANT COACHES

K-State's 2017 coaching staff boasts a combined 144 bowls and 32 years of head coaching experience. However, even more impressive is the fact that the Wildcats have six coaches on staff that graduated from K-State, *the most among Power 5 programs*. The list includes **Mo Latimore** (1970-71), **Dana Dimel** (1985-86), **Sean Snyder** (1991-92), **Blake Seiler** (2004-06) and **Collin Klein** (2009-12). Additionally, three of the four graduate assistants – **Travis Britz**, **Tre Walker** and **Stanton Weber** – are K-State products. More information can be found on pages 26-27 of the 2017 K-State Football Media Guide.



SEAN SNYDER

Associate Head Coach/Special Teams Coord.
24th Year - Kansas State '94

- The 2015 Special Teams Coordinator of the Year by FootballScoop.com who has been a finalist for the award four other times.
- The Wildcats' collective special teams units ranked No. 1 in the nation in 2015 by Phil Steele.
- Tutored three-straight Big 12 Special Teams Player of the Year honorees in

Tyler Lockett (2013-14) and **Morgan Burns** (2015).
• Was a Consensus All-American punter for K-State in 1992, averaging a school-record 44.7 yards per punt.



DANA DIMEL*

Co-Offensive Coordinator/RBs/TEs
19th Year - Kansas State '86

- Has coordinated an offense that is one of two in the country to rank in the top 27 nationally in red zone efficiency each of the last seven seasons.
- Helped lead K-State to a No. 10 national ranking in red zone offense in 2016 in addition to a No. 22 mark in rushing offense.
- Directed an offense that broke the school record in rushing yards per carry (5.27).

• Has tutored his son, fullback **Winston**, to two-straight First Team All-Big 12 accolades.
• Was the head coach at Wyoming (1997-99) and Houston (2000-02).



TOM HAYES

Defensive Coordinator/Secondary
Seventh Year - Iowa '71

- Entering his 41st season in the coaching profession in 2017.
- K-State led all Power 5 school by allowing only 1.15 points off turnovers in 2016.
- Tutored defensive backs to a combined 89 interceptions over the last six years, the second most in the Big 12 over that span.
- The 2016 Wildcats led the Big 12 and tied for 14th nationally with 16 picks.

• Guided **D.J. Reed** to Big 12 Defensive Newcomer of the Year honors in 2016.
• Has seven years of NFL coaching experience with Washington (1995-99) and New Orleans (2006-07).



ANDRE COLEMAN

Pass Game Coordinator/Wide Receivers
Fifth Year - Kansas State '11

- His receiving corps broke school record for catches and yards in 2013 and 2014.
- Coached **Tyler Lockett** and **Curry Sexton** to become the top receiving duo in the nation in 2014.
- K-State has had 11-straight All-Big 12 kick returners thanks in part to Coleman's guidance.

• A 1993 All-American at K-State who had 3,443 career all-purpose yards.
• Played five years in the NFL and became first former Wildcat to score a touchdown in the Super Bowl (XXIX).



CHARLIE DICKEY

Run Game Coordinator/Offensive Line
Ninth Year - Arizona '87

- Regarded as one of the best offensive line coaches in the country who is in his 30th year of full-time coaching duty in 2017.
- Has coached 21 All-Big 12 offensive linemen at K-State since 2009.
- Tutored an OL with 17 collective starts entering 2016 that helped K-State set the school record in yards per carry (5.27).

• Guided first two OL in school history to earn four all-conference honors (**B.J. Finney** [11-14]/**Cody Whitehair** [12-15]).
• Played at Arizona from 1983-84, compiling a streak of 1,230 consecutive offensive plays.



JON FABRIS*

Defensive Ends
Third Year - Ole Miss '80

- Returns to Manhattan after coaching at K-State in 1997 and 1998.
- Helped the 1997 Wildcats rank third in the country in total defense and tied for sixth nationally in scoring defense.
- Tutored **Darren Howard**, who still holds the K-State career sacks record (29.5).
- Was also vital to K-State's special teams as his 1998 punt-return unit was first nationally in average (21.3) and became the first school in history with a return TD in 3-straight games.
- Has coached in every Power 5 conference, the NFL and community college.



COLLIN KLEIN*

Quarterbacks
Third Year - Kansas State '11

- Returns to K-State after serving as QB coach at Northern Iowa in 2016.
- A member of the Wildcat staff in 2014 and 2015.
- Helped guide **Jake Waters** to a school-record 3,501 passing yards in 2014.
- The 2012 Johnny Unitas Award Winner and Heisman Trophy finalist.
- Led K-State to a Big 12 Championship in 2012.

• Finished K-State career ranked in the school's top 10 in 34 different game, season and career categories.
• Led the Wildcats to a combined 21-5 record as a starting quarterback in 2011 and 2012.



MO LATIMORE

Interior Defensive Line
34th Year - Kansas State '76

- Stands as the longest-tenured coach in the country.
- Has coached an All-Big 12 defensive tackle each of the last six seasons.
- Tutored **Will Geary** to become the first Wildcat interior defensive lineman in the Big 12 era to earn consecutive first team all-league honors.
- Has helped coach a top-five national defense seven times (1995, 1997-2002).

• Began coaching career as a G.A. at K-State in 1976 and was on staff for school's first bowl season (1982).
• All-American offensive lineman for K-State from 1970-71 who played four years in the CFL.



BLAKE SEILER

Asst. Defensive Coordinator/Linebackers
Ninth Year - Kansas State '07

- K-State's defensive ends coach the previous four years who was promoted to assistant defensive coordinator and linebackers coach prior to 2017.
- Coached 2016 Big 12 Defensive Player of the Year **Jordan Willis**.
- Both **Willis** and **Ryan Mueller** (2013) tied the school record in single-season sacks with 11.5... Both players earned All-America honors.

• A three-year letterwinner at K-State, who was a captain for the 2006 season.
• Spent two years as a structural engineer at Cessna Aircraft Company after graduating.



TRAVIS BRITZ*

Defensive GA
First Year - K-State '17



JAKE VANG*

Defensive GA
First Year - K-State '17



OWEN JORDAN*

Offensive GA
Second Year - Lincoln '15



STANTON WEBER

Offensive GA
First Year - K-State '15

* Denotes in the press box on gameday

ALPHABETICAL

NO	NAME	POS
21	Kendall Adams	DB
63	Ben Adler	OL
21	Devin Anctil	P
17	Nick Ast	QB
44	Kyle Ball	DE
34	Alex Barnes	RB
18	Brogan Barry	DB
36	Mason Barta	FB
61	Abdul Beecham	OL
26	Daron Bowles	DB
25	Joshua Brown	DB
57	Tyler Burgason	LB
33	Tyler Burns	RB
49	Wesley Burris	LS
93	Davis Clark	DE
91	Mitch Copeland	DT
75	Dylan Couch	OL
27	Jay Craft	DB
65	Harrison Creed	OL
72	Evan Curl	OL
96	Joe Davies	DT
5	Alex Delton	QB
38	Winston Dimel	FB
99	Trey Dishon	DT
6	Johnathan Durham	DB
28	Ross Elder	DB
16	Jesse Ertz	QB
98	Tevita Fehoko	DT
78	Bryce Fitzner	OL
74	Scott Frantz	OL
10	Eric Gallon II	LB
89	Blaise Gammon	TE
60	Will Geary	DT
29	Bernard Goodwater	RB
20	Denzel Goolsby	DB
14	Hunter Hall	QB
38	Dalton Harman	LS
2	Isaiah Harris	WR
80	Adam Harter	FB
4	Dominique Heath	WR
70	Jake Helton	OL
8	Ryan Henington	WR
18	Andrew Hicks	PK
79	Adam Holtorf	OL
18	Eric Hommel	WR
81	Wyatt Hubert	DE
92	Eli Huggins	DT
32	Justin Hughes	LB
53	Jacob Jenkins	DE
13	Chase Johnston	LB
84	Matt Jones	TE
42	Osvelt Joseph	DE
77	Nick Kaltmayer	OL
51	Tom Killilea	OL
46	Jayd Kirby	LB
86	Trace Kochevar	TE
68	Bill Kuduk	OL
87	Nick Lenners	TE
9	Mitch Lochbihler	P
85	Logan Long	TE
10	Blake Lynch	PK
90	Bronson Massie	DE

NO	NAME	POS	HT	WT	YR-EX	HOMETOWN (LAST SCHOOL)
2	# Isaiah Harris	WR	5-8	166	So.-1L	Fort Worth, Texas (All Saints Episcopal)
2	# D.J. Reed	DB	5-9	188	Jr.-1L	Bakersfield, Calif. (Cerritos College)
3	# Elijah Sullivan	LB	6-0	220	So.-1L	Tucker, Ga. (Tucker)
3	# Dalvin Warmack	RB	5-8	187	Jr.-2L	Blue Springs, Mo. (Blue Springs)
4	# Dominique Heath	WR	5-9	175	Jr.-2L	Huntersville, N.C. (Hopewell)
4	# Jordan Noil	DB	6-2	179	Jr.-SQ	Duluth, Ga. (Hutchinson CC)
5	# Alex Delton	QB	6-0	200	So.-1L	Hays, Kan. (Hays)
5	# Da'Quan Patton	LB	6-2	220	Jr.-TR	Cedar Park, Texas (Trinity Valley CC)
6	# Johnathan Durham	DB	6-0	185	So.-1L	Aledo, Texas (Aledo)
6	# D.J. Render	WR	5-10	176	Fr.-RS	Kennesaw, Ga. (North Cobb)
7	# Eli Walker	DB	6-3	210	Jr.-TR	Long Beach, Calif. (Cerritos College)
7	# Isaiah Zuber	WR	6-0	182	So.-1L	Stone Mountain, Ga. (Stephenson)
8	# Ryan Henington	WR	6-1	190	Fr.-HS	Junction City, Kan. (Junction City)
8	# Duke Shelley	DB	5-9	178	Jr.-2L	Tucker, Ga. (Tucker)
9	# Mitch Lochbihler	P	6-6	241	Sr.-1L	Charlotte, N.C. (Charlotte Catholic)
9	# Gervarius Owens	DB	6-1	185	Fr.-HS	Moore, Okla. (Southmoore)
9	# Byron Pringle	WR	6-2	205	Jr.-1L	Tampa, Fla. (Butler CC)
10	# Eric Gallon II	LB	6-2	230	Jr.-TR	Lakeland, Fla. (Univ. of Virginia)
10	# Blake Lynch	PK	5-5	141	Fr.-RS	Goddard, Kan. (Eisenhower)
10	# Skylar Thompson	QB	6-2	209	Fr.-RS	Independence, Mo. (Fort Osage)
12	# AJ Parker	DB	5-11	166	Fr.-RS	Bartlesville, Okla. (Bartlesville)
12	# Landry Weber	WR	5-10	172	Fr.-HS	Lenexa, Kan. (Bishop Miege)
13	# Chase Johnston	LB	6-3	231	So.-1L	Carl Junction, Mo. (Carl Junction)
13	# Chabastin Taylor	WR	6-4	223	Fr.-HS	Giddings, Texas (Giddings)
14	# Hunter Hall	QB	6-3	224	So.-SQ	Clearwater, Kan. (Clearwater)
14	# Nick Walsh	P	5-11	207	Sr.-3L	Lyndon, Kan. (Lyndon)
15	# Walter Neil, Jr.	DB	5-9	165	Fr.-RS	Lawton, Okla. (MacArthur)
15	# Zach Reuter	WR	6-3	197	Jr.-2L	Columbia, Mo. (Rock Bridge)
16	# Jesse Ertz	QB	6-3	212	Sr.-2L	Burlington, Iowa (Mediapolis)
16	# Matthew McCrane	PK	5-10	165	Sr.-3L	Brownwood, Texas (Brownwood)
17	# Nick Ast	QB	6-5	180	Fr.-HS	Cimarron, Kan. (Cimarron)
17	# Isaiah Stewart	DB	5-11	180	Fr.-HS	DeSoto, Texas (DeSoto)
18	# Brogan Barry	DB	6-2	200	Sr.-2L	Topeka, Kan. (Hayden)
18	# Andrew Hicks	PK	5-11	185	Fr.-HS	Shawnee, Kan. (Mill Valley)
18	# Eric Hommel	WR	6-2	183	Fr.-HS	Littleton, Colo. (Rock Canyon)
19	# Colby Moore	DB	6-1	200	Jr.-2L	Argyle, Texas (Liberty Christian)
20	# Denzel Goolsby	DB	5-11	192	So.-1L	Wichita, Kan. (Bishop Carroll)
21	# Kendall Adams	DB	6-1	221	Jr.-2L	Fort Worth, Texas (All Saints Episcopal)
21	# Devin Anctil	P	6-0	218	So.-RS	Lenexa, Kan. (Coffeyville CC)
21	# Carlos Strickland II	WR	6-4	212	So.-SQ	Dallas, Texas (Univ. of California)
22	# Nick McLellan	PK	6-2	180	So.-SQ	West Des Moines, Iowa (Dowling Catholic)
23	# Mike McCoy	RB	6-2	233	Fr.-RS	Topeka, Kan. (Topeka)
23	# Cre Moore	DB	6-0	184	Sr.-2L	Broken Arrow, Okla. (Broken Arrow)
23	# Bernardo Rodriguez	P	5-10	171	Fr.-HS	Coppell, Texas (Coppell)
24	# Brock Monty	DB	6-2	202	Fr.-RS	Wichita, Kan. (Kapauan Mt. Carmel)
24	# Dylan Wentzel	RB	6-0	167	Fr.-HS	Salina, Kan. (Salina Central)
25	# Joshua Brown	DB	5-10	195	Fr.-HS	Fairburn, Ga. (Langston Hughes)
25	# Terrance Richards	FB	5-9	220	So.-SQ	Rochester, N.Y. (Aquinas Institute)
26	# Daron Bowles	DB	5-11	198	Jr.-TR	Stone Mountain, Ga. (Diablo Valley College)
27	# Jay Craft	DB	5-10	170	Fr.-HS	Greenwood Village, Colo. (Cherry Creek)
28	# Ross Elder	DB	6-0	161	Fr.-HS	Kansas City, Mo. (Rockhurst)
28	# Spencer Misko	TE	6-5	222	Fr.-HS	Keller, Texas (Keller)
29	# Bernard Goodwater	WR	5-7	177	Fr.-HS	Dallas, Texas (Carter)
29	# Sean Newlan	DB	6-2	206	Sr.-3L	Prairie View, Kan. (Phillipsburg)
31	# Jahron McPherson	DB	6-2	185	So.-TR	Basehor, Kan. (Butler CC)
32	# Justin Hughes	LB	6-1	227	So.-SQ	Tucker, Ga. (Tucker)
32	# Justin Silmon	RB	5-10	195	Jr.-2L	Tulsa, Okla. (Union)
33	# Tyler Burns	RB	5-11	215	Fr.-RS	Wichita, Kan. (Trinity Academy)
34	# Alex Barnes	RB	6-1	227	So.-1L	Pittsburg, Kan. (Pittsburg)
34	# Tanner Wood	DE	6-5	260	Sr.-3L	Conway Springs, Kan. (Conway Springs)
35	# Blake Richmeier	LB	6-0	227	So.-RS	Holcomb, Kan. (Butler CC)
35	# Cornelius Ruff IV	RB	5-10	222	Fr.-HS	Kansas City, Kan. (Schlagle)
36	# Mason Barta	FB	6-1	222	Fr.-HS	Holton, Kan. (Holton)
37	# Tyler White	LB	6-1	201	Jr.-SQ	Lawrenceville, Ga. (Central Gwinnett)
38	# Winston Dimel	FB	6-1	235	Jr.-2L	Manhattan, Kan. (Manhattan)

NO	NAME	POS	HT	WT	YR-EX	HOMETOWN (LAST SCHOOL)
38 #	Dalton Harman	LS	6-2	237	Jr.-SQ	Salina, Kan. (Salina South)
41	Sam Sizelove	LB	6-3	230	Jr.-2L	Argyle, Texas (Argyle)
42	Osvelt Joseph	DE	6-2	238	Jr.-SQ	Miami, Fla. (Garden City CC)
43	Drew Scott	LS	6-2	215	Sr.-1L	Cedar Rapids, Iowa (Xavier)
44	Kyle Ball	DE	6-2	241	So.-1L	Prairie Village, Kan. (Shawnee Mission East)
45	David Tullis	LS	5-11	201	Jr.-RS	Derby, Kan. (Butler CC)
46	Jayd Kirby	LB	6-2	222	Sr.-2L	Blooming Grove, Texas (Navarro College)
48	Ian Nordell	DE	6-3	212	Fr.-HS	Concordia, Kan. (Concordia)
49	Wesley Burris	LS	6-0	195	Fr.-RS	Olathe, Kan. (Olathe East)
50	Jordon Robertson	DT	6-3	256	Fr.-RS	Dallas, Texas (Bishop Dunne)
51 #	Tom Killilea	OL	6-5	274	Fr.-RS	Overland Park, Kan. (St. Thomas Aquinas)
51 #	Reggie Walker	DE	6-2	242	So.-1L	Ponchatoula, La. (Ponchatoula)
52	Anthony Payne	DE	6-1	240	Fr.-HS	Peculiar, Mo. (Raymore-Peculiar)
53	Jacob Jenkins	DE	6-3	206	Fr.-HS	Anthony, Kan. (Chaparral)
54	Hayden Perry	OL	6-2	281	Jr.-TR	Emporia, Kan. (Hutchinson CC)
55	Ian Rudzik	LB	6-1	229	Fr.-RS	Ulysses, Kan. (Ulysses)
57	Tyler Burgason	LB	6-0	205	Fr.-HS	Lincoln, Neb. (Lincoln Southwest)
58 #	Breontae Matthews	OL	6-5	321	Jr.-RS	Washington, D.C. (Fullerton College)
58 #	Trent Tanking	LB	6-2	225	Sr.-3L	Holton, Kan. (Holton)
59	Drew Wiley	DT	6-4	302	Fr.-HS	Vinton, Iowa (Vinton-Shellsburg)
60	Will Geary	DT	6-0	306	Sr.-3L	Topeka, Kan. (Topeka)
61	Abdul Beecham	OL	6-3	320	Jr.-1L	Judson, Texas (Blinn College)
62	Tyler Mitchell	OL	6-4	307	So.-1L	Mathews, Ala. (Montgomery Academy)
63	Ben Adler	OL	6-4	314	Fr.-HS	Wichita, Kan. (Trinity Academy)
64	Glenn Williams	OL	6-6	305	So.-SQ	Coppell, Texas (Coppell)
65	Harrison Creed	OL	6-4	317	Fr.-HS	Ulysses, Kan. (Ulysses)
67	Reid Najvar	OL	6-4	295	Sr.-1L	Spring, Texas (Klein Oak)
68	Bill Kuduk	OL	6-4	285	Fr.-HS	Chicago, Ill. (Marist)
70	Jake Helton	OL	6-0	273	Fr.-HS	Austin, Texas (Vandegriff)
71	Dalton Risner	OL	6-5	300	Jr.-2L	Wiggins, Colo. (Wiggins)
72	Evan Curl	OL	6-5	284	So.-SQ	Flower Mound, Texas (Flower Mound)
73	Alec Ruth	OL	6-7	300	Jr.-SQ	Highlands Ranch, Colo. (Valor Christian)
74	Scott Frantz	OL	6-5	297	So.-1L	Lawrence, Kan. (Free State)
75	Dylan Couch	OL	6-1	286	Fr.-RS	Pryor, Okla. (Pryor)
76	Josh Rivas	OL	6-5	356	Fr.-HS	Hutchinson, Kan. (Hutchinson)
77	Nick Kaltmayer	OL	6-8	280	So.-RS	Edwardsville, Ill. (Western Illinois)
78	Bryce Fitzner	OL	6-7	287	Jr.-1L	Poway, Calif. (Francis Parker)
79	Adam Holtorf	OL	6-4	293	So.-SQ	Seward, Neb. (Seward)
80	Adam Harter	FB	6-2	240	So.-TR	Olathe, Kan. (Butler CC)
81	Wyatt Hubert	DE	6-3	254	Fr.-HS	Topeka, Kan. (Shawnee Heights)
83	Dalton Schoen	WR	6-1	205	So.-SQ	Overland Park, Kan. (Blue Valley Northwest)
84	Matt Jones	TE	6-5	237	Jr.-RS	Melvern, Kan. (Butler CC)
85	Logan Long	TE	6-4	252	Fr.-HS	Woodward, Okla. (Woodward)
86	Trace Kochevar	TE	6-6	245	Fr.-HS	Salina, Kan. (Salina South)
87	Nick Lenners	TE/FB	6-5	254	Fr.-RS	Lincoln, Neb. (Lincoln Southwest)
88	Dayton Valentine	TE	6-4	270	Jr.-2L	Baldwin City, Kan. (Baldwin)
89	Blaise Gammon	TE	6-7	267	So.-1L	Overland Park, Kan. (Blue Valley West)
90	Bronson Massie	DE	6-4	231	Fr.-RS	Lufkin, Texas (Lufkin)
91 #	Mitch Copeland	DT	6-0	272	Jr.-SQ	Wichita, Kan. (Collegiate)
91 #	Jake Roark	PK	5-11	216	Fr.-HS	Blue Springs, Mo. (Blue Spring South)
92	Eli Huggins	DT	6-4	295	Fr.-HS	Cumming, Ga. (West Forsyth)
93	Davis Clark	DE	6-2	260	Sr.-2L	Overland Park, Kan. (Blue Valley West)
94	C.J. Reese	DE	6-1	260	Jr.-1L	San Antonio, Texas (James Madison)
95	Ray Price	DT	6-2	295	Sr.-1L	Long Beach, Calif. (Cerritos College)
96	Joe Davies	DT	6-3	275	So.-TR	Carrollton, Texas (Coffeyville CC)
97	Logan Stoddard	DT	5-11	255	Jr.-SQ	Wamego, Kan. (Highland CC)
98	Tevita Fehoko	DT	6-2	320	Jr.-TR	East Palo Alto, Calif. (City College of San Francisco)
99	Trey Dishon	DT	6-2	311	So.-1L	Horton, Kan. (Horton)

Duplicate Number | Updated September 7, 2017

ALPHABETICAL

NO	NAME	POS
58	Breontae Matthews	OL
23	Mike McCoy	RB
16	Matthew McCrane	PK
22	Nick McLellan	PK
31	Jahron McPherson	DB
28	Spencer Misko	TE
62	Tyler Mitchell	OL
24	Brock Monty	DB
19	Colby Moore	DB
23	Cre Moore	DB
67	Reid Najvar	OL
15	Walter Neil, Jr.	DB
29	Sean Newlan	DB
4	Jordan Noil	DB
48	Ian Nordell	DE
9	Gervarius Owens	DB
12	AJ Parker	DB
5	Da'Quan Patton	LB
52	Anthony Payne	DE
54	Hayden Perry	OL
95	Ray Price	DT
9	Byron Pringle	WR
2	D.J. Reed	DB
94	C.J. Reese	DE
6	D.J. Render	WR
15	Zach Reuter	WR
25	Terrance Richards	FB
35	Blake Richmeier	LB
71	Dalton Risner	OL
76	Josh Rivas	OL
91	Jake Roark	PK
50	Jordon Robertson	DT
23	Bernardo Rodriguez	P
55	Ian Rudzik	LB
35	Cornelius Ruff IV	RB
73	Alec Ruth	OL
83	Dalton Schoen	WR
43	Drew Scott	LS
8	Duke Shelley	DB
32	Justin Silmon	RB
41	Sam Sizelove	LB
17	Isaiah Stewart	DB
97	Logan Stoddard	DT
21	Carlos Strickland II	WR
3	Elijah Sullivan	LB
58	Trent Tanking	LB
13	Chabastin Taylor	WR
10	Skylar Thompson	QB
45	David Tullis	LS
88	Dayton Valentine	TE
7	Eli Walker	DB
51	Reggie Walker	DE
14	Nick Walsh	P
3	Dalvin Warmack	RB
12	Landry Weber	WR
24	Dylan Wentzel	RB
37	Tyler White	LB
59	Drew Wiley	DT
64	Glenn Williams	OL
34	Tanner Wood	DE
7	Isaiah Zuber	WR

DEPTH CHART

 at VANDERBILT

OFFENSE















WR	9	Byron Pringle (6-2, 205, Jr.-1L)
	21	Carlos Strickland II (6-4, 212, So.-SQ)
LT	74	Scott Frantz (6-5, 297, So.-1L)
	77	Nick Kaltmayer (6-8, 280, So.-RS)
LG	61	Abdul Beecham (6-3, 320, Jr.-1L)
	58	Breontae Matthews (6-5, 321, Jr.-RS)
C	79	Adam Holtorf (6-4, 293, So.-SQ)
	75	Dylan Couch (6-1, 286, Fr.-RS)
RG	62	Tyler Mitchell (6-4, 307, So.-1L)
	73	Alec Ruth (6-7, 300, Jr.-SQ)
RT	71	Dalton Risner (6-5, 300, Jr.-2L)
	78	Bryce Fitzner (6-7, 287, Jr.-1L)
TE	88	Dayton Valentine (6-4, 270, Jr.-2L)
	89	Blaise Gammon (6-7, 267, So.-1L)
QB	16	Jesse Ertz (6-3, 212, Sr.-2L)
	5	Alex Delton (6-0, 200, So.-1L) OR
	10	Skyлар Thompson (6-2, 209, Fr.-RS)
FB	38	Winston Dimel (6-1, 235, Jr.-2L)
	87	Nick Lenners (6-5, 254, Fr.-RS)
RB	34	Alex Barnes (6-1, 227, So.-1L)
	32	Justin Silmon (5-10, 195, Jr.-2L)
	3	Dalvin Warmack (5-8, 187, Jr.-2L)
WR	4	Dominique Heath (5-9, 175, Jr.-2L)
	2	Isaiah Harris (5-8, 166, So.-1L)
WR	7	Isaiah Zuber (6-0, 182, So.-1L)
	83	Dalton Schoen (6-1, 205, So.-SQ)

DEFENSE




DE	51	Reggie Walker (6-2, 242, So.-1L)
	44	Kyle Ball (6-2, 241, So.-1L)
DT	60	Will Geary (6-0, 306, Sr.-3L)
	95	Ray Price (6-2, 295, Sr.-1L)
DT	99	Trey Dishon (6-2, 311, So.-1L)
	59	Drew Wiley (6-4, 302, Fr.-HS)
DE	34	Tanner Wood (6-5, 260, Sr.-3L)
	93	Davis Clark (6-2, 260, Sr.-2L)
LB	46	Jayd Kirby (6-2, 222, Sr.-2L)
	5	Da'Quan Patton (6-2, 220, Jr.-TR)
LB	58	Trent Tanking (6-2, 225, Sr.-3L)
	32	Justin Hughes (6-1, 227, So.-SQ)
LB	41	Sam Sizelove (6-3, 230, Jr.-2L)
	3	Elijah Sullivan (6-0, 220, So.-1L)
NB	23	Cre Moore (6-0, 184, Sr.-2L) OR
	6	Johnathan Durham (6-0, 185, So.-1L)
CB	8	Duke Shelley (5-9, 178, Jr.-2L)
	12	AJ Parker (5-11, 166, Fr.-RS)
SS	20	Denzel Goolsby (5-11, 192, So.-1L)
	7	Eli Walker (6-3, 210, Jr.-TR)
FS	21	Kendall Adams (6-1, 221, Jr.-2L)
	18	Brogan Barry (6-2, 200, Sr.-2L)
CB	2	D.J. Reed (5-9, 188, Jr.-1L)
	15	Walter Neil, Jr. (5-9, 165, Fr.-RS)

SPECIALISTS

PK	16	Matthew McCrane (5-10, 165, Sr.-3L)	P	14	Nick Walsh (5-11, 207, Sr.-3L)
	22	Nick McLellan (6-2, 180, So.-SQ)		9	Mitch Lochbihler (6-6, 241, Sr.-1L)
KO	9	Mitch Lochbihler (6-6, 241, Sr.-1L) OR	KOR	9	Byron Pringle (6-2, 205, Jr.-1L)
	16	Matthew McCrane (5-10, 165, Sr.-3L)		2	D.J. Reed (5-9, 188, Jr.-1L)
HOLD	9	Mitch Lochbihler (6-6, 241, Sr.-1L)	PR	4	Dominique Heath (5-9, 175, Jr.-2L)
LS	43	Drew Scott (6-2, 215, Sr.-1L)		9	Byron Pringle (6-2, 205, Jr.-1L)
	45	David Tullis (5-11, 201, Jr.-RS)			

WR	 #9 Byron Pringle 6-2, 205, Jr.-1L Tampa, Fla. (Butler CC)	<ul style="list-style-type: none"> LAST GAME: 3 rec, 121 yds, TD vs. Central Arkansas (9/2/17) Has 3-straight 100-yd games, the tied for 3rd longest streak in K-State history. Sits 248 yds shy of becoming school's 30th career 1,000-yard receiver. 	<table border="1"> <thead> <tr> <th>Year</th> <th>Rec.</th> <th>Yds.</th> <th>Avg</th> <th>TD</th> <th>LG</th> </tr> </thead> <tbody> <tr> <td>2017</td> <td>3</td> <td>121</td> <td>40.3</td> <td>1</td> <td>55</td> </tr> <tr> <td>CAR</td> <td>42</td> <td>752</td> <td>17.9</td> <td>5</td> <td>83</td> </tr> <tr> <td colspan="6">Car. Highs: Rec: 6; Yds: 126; TD: 1</td> </tr> </tbody> </table>	Year	Rec.	Yds.	Avg	TD	LG	2017	3	121	40.3	1	55	CAR	42	752	17.9	5	83	Car. Highs: Rec: 6; Yds: 126; TD: 1					
	Year	Rec.	Yds.	Avg	TD	LG																					
2017	3	121	40.3	1	55																						
CAR	42	752	17.9	5	83																						
Car. Highs: Rec: 6; Yds: 126; TD: 1																											
 #21 Carlos Strickland II 6-4, 212, So.-SQ Dallas, Texas (Univ. of California)	<ul style="list-style-type: none"> LAST GAME: 1 rec, 11 yds vs. Charlotte (9/9/17) Regarded as one of the top 150 overall HS players in the Class of 2015. Redshirted the 2015 season at California before transferring to K-State. 	<table border="1"> <thead> <tr> <th>Year</th> <th>Rec.</th> <th>Yds.</th> <th>Avg</th> <th>TD</th> <th>LG</th> </tr> </thead> <tbody> <tr> <td>2017</td> <td>1</td> <td>11</td> <td>11.0</td> <td>0</td> <td>11</td> </tr> <tr> <td>CAR</td> <td>1</td> <td>11</td> <td>11.0</td> <td>0</td> <td>11</td> </tr> <tr> <td colspan="6">Car. Highs: Rec: 1; Yds: 11</td> </tr> </tbody> </table>	Year	Rec.	Yds.	Avg	TD	LG	2017	1	11	11.0	0	11	CAR	1	11	11.0	0	11	Car. Highs: Rec: 1; Yds: 11						
Year	Rec.	Yds.	Avg	TD	LG																						
2017	1	11	11.0	0	11																						
CAR	1	11	11.0	0	11																						
Car. Highs: Rec: 1; Yds: 11																											
LT	 #74 Scott Frantz (FRANCE) 6-5, 297, So.-1L Lawrence, Kan. (Free State)	<ul style="list-style-type: none"> Started all 13 games in 2016, becoming first K-State FR to start an entire season at LT since at least 1988. Earned First Team Big 12 All-Freshman honors from <i>Athlon</i>. Picked up All-Bowl Team accolades from the AP and <i>USA Today</i> following his work vs. Texas A&M. 	<table border="1"> <thead> <tr> <th>Year</th> <th>GP/GS</th> </tr> </thead> <tbody> <tr> <td>2017</td> <td>2/2</td> </tr> <tr> <td>CAR</td> <td>16/16</td> </tr> </tbody> </table>	Year	GP/GS	2017	2/2	CAR	16/16																		
	Year	GP/GS																									
2017	2/2																										
CAR	16/16																										
 #77 Nick Kaltmayer 6-8, 280, So.-RS Edwardsville, Ill. (Western Illinois)	<ul style="list-style-type: none"> Played a majority of the Charlotte game at right tackle. Redshirted the 2016 season after transferring from FCS program Western Illinois. Played in 6 of the final 7 games, including a start, as a true FR for the Leathernecks in 2015. 	<table border="1"> <thead> <tr> <th>Year</th> <th>GP/GS</th> </tr> </thead> <tbody> <tr> <td>2017</td> <td>2/0</td> </tr> <tr> <td>CAR</td> <td>1/0</td> </tr> </tbody> </table>	Year	GP/GS	2017	2/0	CAR	1/0																			
Year	GP/GS																										
2017	2/0																										
CAR	1/0																										
LG	 #61 Abdul Beecham 6-3, 320, Jr.-1L Judson, Texas (Blinn College)	<ul style="list-style-type: none"> Played in 8 games in 2016 with starts vs. Texas Tech, Oklahoma, Texas, Iowa State and Oklahoma State. Earned honorable mention all-conference honors at Blinn College in 2015. Did not allow a sack throughout his entire FR season at Blinn. 	<table border="1"> <thead> <tr> <th>Year</th> <th>GP/GS</th> </tr> </thead> <tbody> <tr> <td>2017</td> <td>2/2</td> </tr> <tr> <td>CAR</td> <td>10/7</td> </tr> </tbody> </table>	Year	GP/GS	2017	2/2	CAR	10/7																		
	Year	GP/GS																									
2017	2/2																										
CAR	10/7																										
 #58 Breontae Matthews (bree-ON-tay) 6-5, 321, Jr.-RS Washington, D.C. (Fullerton College)	<ul style="list-style-type: none"> A mammoth OL who redshirted the 2016 season after transferring from Fullerton College. Started every game over his 2 seasons at Fullerton en route to First Team All-America honors. Regarded as one of the top 100 community-college players in the Class of 2016. 	<table border="1"> <thead> <tr> <th>Year</th> <th>GP/GS</th> </tr> </thead> <tbody> <tr> <td>2017</td> <td>2/0</td> </tr> <tr> <td>CAR</td> <td>2/0</td> </tr> </tbody> </table>	Year	GP/GS	2017	2/0	CAR	2/0																			
Year	GP/GS																										
2017	2/0																										
CAR	2/0																										
C	 #79 Adam Holtorf 6-4, 293, So.-SQ Seward, Neb. (Seward)	<ul style="list-style-type: none"> Has earned first 2 career starts to start 2017 after seeing action in 2 games a year ago. Named to the <i>USA Today</i>/American Family Insurance All-USA Nebraska team as a senior in 2014. Named First Team Super State as a senior by the <i>Lincoln Journal-Star</i> and <i>Omaha World-Herald</i>. 	<table border="1"> <thead> <tr> <th>Year</th> <th>GP/GS</th> </tr> </thead> <tbody> <tr> <td>2017</td> <td>2/2</td> </tr> <tr> <td>CAR</td> <td>4/2</td> </tr> </tbody> </table>	Year	GP/GS	2017	2/2	CAR	4/2																		
	Year	GP/GS																									
2017	2/2																										
CAR	4/2																										
 #75 Dylan Couch 6-1, 286, Fr.-RS Pryor, Okla. (Pryor)	<ul style="list-style-type: none"> Has played in a reserve role each of the first 2 games of 2017. An all-state offensive lineman at Pryor High School. Named the Oklahoma 5A-4 District OL of the Year who played in the 2016 Oklahoma All-State Game. 	<table border="1"> <thead> <tr> <th>Year</th> <th>GP/GS</th> </tr> </thead> <tbody> <tr> <td>2017</td> <td>2/0</td> </tr> <tr> <td>CAR</td> <td>2/0</td> </tr> </tbody> </table>	Year	GP/GS	2017	2/0	CAR	2/0																			
Year	GP/GS																										
2017	2/0																										
CAR	2/0																										
RG	 #62 Tyler Mitchell 6-4, 307, So.-1L Mathews, Ala. (Montgomery Academy)	<ul style="list-style-type: none"> Appeared in 9 games with 6 starts in 2016, including each of the final 4 contests. Earned Second Team Big 12 All-Freshman honors from <i>Athlon</i> in 2016. Picked up first team all-state honors from the Alabama Sports Writers Association as a senior in 2014. 	<table border="1"> <thead> <tr> <th>Year</th> <th>GP/GS</th> </tr> </thead> <tbody> <tr> <td>2017</td> <td>2/2</td> </tr> <tr> <td>CAR</td> <td>11/8</td> </tr> </tbody> </table>	Year	GP/GS	2017	2/2	CAR	11/8																		
	Year	GP/GS																									
2017	2/2																										
CAR	11/8																										
 #73 Alec Ruth 6-7, 300, Jr.-SQ Highlands Ranch, Colo. (Valor Christian)	<ul style="list-style-type: none"> Appeared in the Florida Atlantic and Kansas games last season. Named one of the <i>Denver Post's</i> top-25 players in the state as a prep during his senior year of 2013. Ranked 30th nationally among offensive tackles in the Class of 2014. 	<table border="1"> <thead> <tr> <th>Year</th> <th>GP/GS</th> </tr> </thead> <tbody> <tr> <td>2017</td> <td>1/1</td> </tr> <tr> <td>CAR</td> <td>3/0</td> </tr> </tbody> </table>	Year	GP/GS	2017	1/1	CAR	3/0																			
Year	GP/GS																										
2017	1/1																										
CAR	3/0																										
RT	 #71 Dalton Risner (RISE-ner) 6-5, 300, Jr.-2L Wiggins, Colo. (Wiggins)	<ul style="list-style-type: none"> A 28-game starter, including all 13 last year at RT en route to First Team All-Big 12 accolades. On the watch lists for the 2017 Outland Trophy and Wuerffel Trophy, while he is an AFCA Good Works Team candidate. A 13-game starter at C in 2015 who earned Freshman All-America honors. 	<table border="1"> <thead> <tr> <th>Year</th> <th>GP/GS</th> </tr> </thead> <tbody> <tr> <td>2017</td> <td>2/2</td> </tr> <tr> <td>CAR</td> <td>28/28</td> </tr> </tbody> </table>	Year	GP/GS	2017	2/2	CAR	28/28																		
	Year	GP/GS																									
2017	2/2																										
CAR	28/28																										
 #78 Bryce Fitzner 6-7, 287, Jr.-1L Poway, Calif. (Francis Parker)	<ul style="list-style-type: none"> A 4th-year member of the program who saw action in 8 games in 2016, primarily on FG protection. Played tight end in high school. Also a three-year letterman in basketball and a two-year letterman in volleyball as a prep. 	<table border="1"> <thead> <tr> <th>Year</th> <th>GP/GS</th> </tr> </thead> <tbody> <tr> <td>2017</td> <td>2/0</td> </tr> <tr> <td>CAR</td> <td>10/0</td> </tr> </tbody> </table>	Year	GP/GS	2017	2/0	CAR	10/0																			
Year	GP/GS																										
2017	2/0																										
CAR	10/0																										
TE	 #88 Dayton Valentine 6-4, 270, Jr.-2L Baldwin City, Kan. (Baldwin)	<ul style="list-style-type: none"> LAST GAME: Played vs. Charlotte (9/9/17); No stats On the watch list for the 2017 John Mackey Award. An Honorable Mention All-Big 12 performer by the league's coaches in 2016. 	<table border="1"> <thead> <tr> <th>Year</th> <th>Rec</th> <th>Yds.</th> <th>Avg</th> <th>TD</th> <th>LG</th> </tr> </thead> <tbody> <tr> <td>2017</td> <td>0</td> <td>0</td> <td>0.0</td> <td>0</td> <td>0</td> </tr> <tr> <td>CAR</td> <td>2</td> <td>8</td> <td>4.0</td> <td>0</td> <td>6</td> </tr> <tr> <td colspan="6">Car. Highs: Rec: 1; Yds: 6</td> </tr> </tbody> </table>	Year	Rec	Yds.	Avg	TD	LG	2017	0	0	0.0	0	0	CAR	2	8	4.0	0	6	Car. Highs: Rec: 1; Yds: 6					
	Year	Rec	Yds.	Avg	TD	LG																					
2017	0	0	0.0	0	0																						
CAR	2	8	4.0	0	6																						
Car. Highs: Rec: 1; Yds: 6																											
 #89 Blaise Gammon 6-7, 267, So.-1L Overland Park, Kan. (Blue Valley West)	<ul style="list-style-type: none"> LAST GAME: Played vs. Charlotte (9/9/17); No stats A big TE who walked on to the program prior to the 2015 season and played in all 13 games in 2016. An all-state basketball player who averaged 15 points and 9 rebounds per game in addition to earning all-state honors in football. 																										
QB	 #16 Jesse Ertz 6-3, 212, Sr.-2L Burlington, Iowa (Mediapolis)	<ul style="list-style-type: none"> LAST GAME: 16-for-21, 178 yds; 13 att, 76 yds, TD vs. Charlotte (9/9/17) Broke school record for single-game passer rating vs. UCA (319.8). On the watch lists for the 2017 Maxwell, Davey O'Brien and Johnny Unitas awards. 	<table border="1"> <thead> <tr> <th>Year</th> <th>Cpl-Att</th> <th>Pct.</th> <th>Yds</th> <th>TD/INT</th> </tr> </thead> <tbody> <tr> <td>2017</td> <td>26-37</td> <td>70.3</td> <td>511</td> <td>4/0</td> </tr> <tr> <td>CAR</td> <td>178-301</td> <td>59.1</td> <td>2,266</td> <td>13/4</td> </tr> <tr> <td colspan="5">Car. Highs: Att: 34; Cpl: 20; Yds: 333; TD: 4; INT: 1</td> </tr> </tbody> </table>	Year	Cpl-Att	Pct.	Yds	TD/INT	2017	26-37	70.3	511	4/0	CAR	178-301	59.1	2,266	13/4	Car. Highs: Att: 34; Cpl: 20; Yds: 333; TD: 4; INT: 1								
	Year	Cpl-Att	Pct.	Yds	TD/INT																						
2017	26-37	70.3	511	4/0																							
CAR	178-301	59.1	2,266	13/4																							
Car. Highs: Att: 34; Cpl: 20; Yds: 333; TD: 4; INT: 1																											
 #5 Alex Delton or #10 Skylar Thompson 6-0, 200, So.-1L /// 6-2, 209, Fr.-RS Hays, Kan. /// Independence, Mo.	<ul style="list-style-type: none"> THOMPSON'S LAST GAME: 1-for-2, 11 yds; 2 att, 9 yds vs. Charlotte (9/9/17) THOMPSON: Rated 7th best dual-threat QB in Class of 2015. DELTON'S LAST GAME: 0-for-1 passing; 12 att, 53 yds vs. Kansas (11/26/16) 	<table border="1"> <thead> <tr> <th>Year</th> <th>Cpl-Att</th> <th>Pct.</th> <th>Yds</th> <th>TD/INT</th> </tr> </thead> <tbody> <tr> <td>2017</td> <td>1-2</td> <td>50.0</td> <td>11</td> <td>0/0</td> </tr> <tr> <td>CAR</td> <td>1-2</td> <td>50.0</td> <td>11</td> <td>0/0</td> </tr> <tr> <td colspan="5">Car. Highs: Att: 2; Cpl: 1; Yds: 11</td> </tr> </tbody> </table>	Year	Cpl-Att	Pct.	Yds	TD/INT	2017	1-2	50.0	11	0/0	CAR	1-2	50.0	11	0/0	Car. Highs: Att: 2; Cpl: 1; Yds: 11									
Year	Cpl-Att	Pct.	Yds	TD/INT																							
2017	1-2	50.0	11	0/0																							
CAR	1-2	50.0	11	0/0																							
Car. Highs: Att: 2; Cpl: 1; Yds: 11																											
FB	 #38 Winston Dimel (DIM-ul) 6-1, 235, Jr.-2L Manhattan, Kan. (Manhattan)	<ul style="list-style-type: none"> LAST GAME: 4 att, 29 yds, TD vs. Charlotte (9/9/17) A two-time First Team All-Big 12 performer who has started all 27 career games. Has 19 career rushing TDs, 4 shy of entering the school's top-10 list. 	<table border="1"> <thead> <tr> <th>Year</th> <th>Att.</th> <th>Yds.</th> <th>Avg</th> <th>TD</th> <th>LG</th> </tr> </thead> <tbody> <tr> <td>2017</td> <td>4</td> <td>29</td> <td>7.2</td> <td>1</td> <td>11</td> </tr> <tr> <td>CAR</td> <td>62</td> <td>207</td> <td>3.3</td> <td>19</td> <td>12</td> </tr> <tr> <td colspan="6">Car. Highs: Att: 8; Yds: 29; TD: 4</td> </tr> </tbody> </table>	Year	Att.	Yds.	Avg	TD	LG	2017	4	29	7.2	1	11	CAR	62	207	3.3	19	12	Car. Highs: Att: 8; Yds: 29; TD: 4					
	Year	Att.	Yds.	Avg	TD	LG																					
2017	4	29	7.2	1	11																						
CAR	62	207	3.3	19	12																						
Car. Highs: Att: 8; Yds: 29; TD: 4																											
 #87 Nick Lenners 6-5, 254, Fr.-RS Lincoln, Neb. (Lincoln Southwest)	<ul style="list-style-type: none"> LAST GAME: Played vs. Charlotte (9/9/17); No stats Rated the 26th-best TE nationally in the Class of 2016. Caught 18 passes for 357 yards and 3 TDs as a senior. 																										
RB	 #34 Alex Barnes 6-1, 227, So.-1L Pittsburg, Kan. (Pittsburg)	<ul style="list-style-type: none"> LAST GAME: 16 att, 99 yds, TD vs. Charlotte (9/9/17) On the watch list for the 2017 Doak Walker Award. Led Big 12 in rushing average last season at 7.9 yds/carry. 	<table border="1"> <thead> <tr> <th>Year</th> <th>Att.</th> <th>Yds.</th> <th>Avg</th> <th>TD</th> <th>LG</th> </tr> </thead> <tbody> <tr> <td>2017</td> <td>25</td> <td>128</td> <td>5.1</td> <td>2</td> <td>20</td> </tr> <tr> <td>CAR</td> <td>81</td> <td>570</td> <td>7.0</td> <td>8</td> <td>20</td> </tr> <tr> <td colspan="6">Car. Highs: Att: 19; Yds: 129; TD: 4</td> </tr> </tbody> </table>	Year	Att.	Yds.	Avg	TD	LG	2017	25	128	5.1	2	20	CAR	81	570	7.0	8	20	Car. Highs: Att: 19; Yds: 129; TD: 4					
	Year	Att.	Yds.	Avg	TD	LG																					
2017	25	128	5.1	2	20																						
CAR	81	570	7.0	8	20																						
Car. Highs: Att: 19; Yds: 129; TD: 4																											
 #32 Justin Silmon 5-10, 195, Jr.-2L Tulsa, Okla. (Union)	<ul style="list-style-type: none"> LAST GAME: 10 att, 77 yds vs. Texas A&M (12/28/16) A member of the 2017 Doak Walker Award watch list. Ended 2016 regular season with 133 yds and 2 TDs at TCU, both career highs. 	<table border="1"> <thead> <tr> <th>Year</th> <th>Att.</th> <th>Yds.</th> <th>Avg</th> <th>TD</th> <th>LG</th> </tr> </thead> <tbody> <tr> <td>2017</td> <td>0</td> <td>0</td> <td>0.0</td> <td>0</td> <td>0</td> </tr> <tr> <td>CAR</td> <td>164</td> <td>819</td> <td>5.0</td> <td>5</td> <td>36</td> </tr> <tr> <td colspan="6">Car. Highs: Att: 24; Yds: 133; TD: 2</td> </tr> </tbody> </table>	Year	Att.	Yds.	Avg	TD	LG	2017	0	0	0.0	0	0	CAR	164	819	5.0	5	36	Car. Highs: Att: 24; Yds: 133; TD: 2						
Year	Att.	Yds.	Avg	TD	LG																						
2017	0	0	0.0	0	0																						
CAR	164	819	5.0	5	36																						
Car. Highs: Att: 24; Yds: 133; TD: 2																											
WR	 #4 Dominique Heath 5-9, 175, Jr.-2L Huntersville, N.C. (Hopewell)	<ul style="list-style-type: none"> LAST GAME: 3 rec, 24 yds vs. Charlotte (9/9/17) Sits 225 yds shy of becoming the school's 30th career 1,000-yard receiver. Led team in catches in 2016 in addition to 12 that converted on 3rd downs. 	<table border="1"> <thead> <tr> <th>Year</th> <th>Rec.</th> <th>Yds.</th> <th>Avg</th> <th>TD</th> <th>LG</th> </tr> </thead> <tbody> <tr> <td>2017</td> <td>3</td> <td>24</td> <td>8.0</td> <td>0</td> <td>14</td> </tr> <tr> <td>CAR</td> <td>76</td> <td>775</td> <td>10.2</td> <td>6</td> <td>54</td> </tr> <tr> <td colspan="6">Car. Highs: Rec: 9; Yds: 101; TD: 1</td> </tr> </tbody> </table>	Year	Rec.	Yds.	Avg	TD	LG	2017	3	24	8.0	0	14	CAR	76	775	10.2	6	54	Car. Highs: Rec: 9; Yds: 101; TD: 1					
	Year	Rec.	Yds.	Avg	TD	LG																					
2017	3	24	8.0	0	14																						
CAR	76	775	10.2	6	54																						
Car. Highs: Rec: 9; Yds: 101; TD: 1																											
 #2 Isaiah Harris 5-8, 166, So.-1L Fort Worth, Texas (All Saints Episcopal)	<ul style="list-style-type: none"> LAST GAME: 2 rec, 20 yds vs. Charlotte (9/9/17) Teamed with Byron Pringle vs. UCA for Cats' first dbl 100-yd rec gm since '14. Played in 5 games a true FR in 2016. 	<table border="1"> <thead> <tr> <th>Year</th> <th>Rec.</th> <th>Yds.</th> <th>Avg</th> <th>TD</th> <th>LG</th> </tr> </thead> <tbody> <tr> <td>2017</td> <td>5</td> <td>138</td> <td>27.6</td> <td>1</td> <td>69</td> </tr> <tr> <td>CAR</td> <td>15</td> <td>216</td> <td>14.4</td> <td>1</td> <td>69</td> </tr> <tr> <td colspan="6">Car. Highs: Rec: 6; Yds: 118; TD: 1</td> </tr> </tbody> </table>	Year	Rec.	Yds.	Avg	TD	LG	2017	5	138	27.6	1	69	CAR	15	216	14.4	1	69	Car. Highs: Rec: 6; Yds: 118; TD: 1						
Year	Rec.	Yds.	Avg	TD	LG																						
2017	5	138	27.6	1	69																						
CAR	15	216	14.4	1	69																						
Car. Highs: Rec: 6; Yds: 118; TD: 1																											
WR	 #7 Isaiah Zuber 6-0, 182, So.-1L Stone Mountain, Ga. (Stephenson)	<ul style="list-style-type: none"> LAST GAME: 7 rec, 73 yds vs. Charlotte (9/9/17) Played in every game as a RS FR in 2016. Ranked 5th in school history in single-season catches among FR. 	<table border="1"> <thead> <tr> <th>Year</th> <th>Rec.</th> <th>Yds.</th> <th>Avg</th> <th>TD</th> <th>LG</th> </tr> </thead> <tbody> <tr> <td>2017</td> <td>9</td> <td>92</td> <td>10.2</td> <td>1</td> <td>15</td> </tr> <tr> <td>CAR</td> <td>33</td> <td>284</td> <td>8.6</td> <td>3</td> <td>20</td> </tr> <tr> <td colspan="6">Car. Highs: Rec: 7; Yds: 73; TD: 1</td> </tr> </tbody> </table>	Year	Rec.	Yds.	Avg	TD	LG	2017	9	92	10.2	1	15	CAR	33	284	8.6	3	20	Car. Highs: Rec: 7; Yds: 73; TD: 1					
	Year	Rec.	Yds.	Avg	TD	LG																					
2017	9	92	10.2	1	15																						
CAR	33	284	8.6	3	20																						
Car. Highs: Rec: 7; Yds: 73; TD: 1																											
 #83 Dalton Schoen (SHOWN) 6-1, 205, So.-SQ Overland Park, Kan. (Blue Valley Northwest)	<ul style="list-style-type: none"> LAST GAME: 4 rec, 61 yds vs. Charlotte (9/9/17) Had 70-yd TD catch vs. UCA, longest by a Wildcat on first-career catch since '01. Broke the KS HS record for rec. yards in a game with 380 yds and 4 TDs. 	<table border="1"> <thead> <tr> <th>Year</th> <th>Rec.</th> <th>Yds.</th> <th>Avg</th> <th>TD</th> <th>LG</th> </tr> </thead> <tbody> <tr> <td>2017</td> <td>5</td> <td>131</td> <td>26.2</td> <td>1</td> <td>70</td> </tr> <tr> <td>CAR</td> <td>5</td> <td>131</td> <td>26.2</td> <td>1</td> <td>70</td> </tr> <tr> <td colspan="6">Car. Highs: Rec: 4; Yds: 70; TD: 1</td> </tr> </tbody> </table>	Year	Rec.	Yds.	Avg	TD	LG	2017	5	131	26.2	1	70	CAR	5	131	26.2	1	70	Car. Highs: Rec: 4; Yds: 70; TD: 1						
Year	Rec.	Yds.	Avg	TD	LG																						
2017	5	131	26.2	1	70																						
CAR	5	131	26.2	1	70																						
Car. Highs: Rec: 4; Yds: 70; TD: 1																											

DE		#51 Reggie Walker 6-2, 242, So.-1L Ponchatula, La. (Ponchatoula)	<ul style="list-style-type: none"> LAST GAME: Played vs. Charlotte (9/9/17); No stats A member of the watch lists for the 2017 Nagurski Trophy and Hendricks Award. Led all Big 12 FR and ranked 4th nationally among FR in sacks in 2016. 	<table border="1"> <thead> <tr> <th>Year</th> <th>U-A-T</th> <th>TFL-Yds.</th> <th>Sk-Yds</th> <th>INT</th> <th>PD</th> <th>F/R</th> </tr> </thead> <tbody> <tr> <td>2017</td> <td>3-0-3</td> <td>1-0-1</td> <td>0-0-0</td> <td>0</td> <td>0</td> <td>0/0</td> </tr> <tr> <td>CAR</td> <td>32-10-42</td> <td>12-5-58</td> <td>6-5-41</td> <td>0</td> <td>2</td> <td>3/2</td> </tr> <tr> <td colspan="7">Car. Highs: Tackles: 6; TFL: 2.5; Sacks: 2.0</td> </tr> </tbody> </table>	Year	U-A-T	TFL-Yds.	Sk-Yds	INT	PD	F/R	2017	3-0-3	1-0-1	0-0-0	0	0	0/0	CAR	32-10-42	12-5-58	6-5-41	0	2	3/2	Car. Highs: Tackles: 6; TFL: 2.5; Sacks: 2.0						
	Year	U-A-T	TFL-Yds.	Sk-Yds	INT	PD	F/R																									
2017	3-0-3	1-0-1	0-0-0	0	0	0/0																										
CAR	32-10-42	12-5-58	6-5-41	0	2	3/2																										
Car. Highs: Tackles: 6; TFL: 2.5; Sacks: 2.0																																
		#44 Kyle Ball 6-2, 241, So.-1L Prairie Village, Kan. (Shawnee Mission East)	<ul style="list-style-type: none"> LAST GAME: 1 tackle vs. Charlotte (9/9/17) Returned a fumble 22 yards against Central Arkansas. Recorded a 9-yd sack on his first-career play against Texas in 2016. 	<table border="1"> <thead> <tr> <th>Year</th> <th>U-A-T</th> <th>TFL-Yds.</th> <th>Sk-Yds</th> <th>INT</th> <th>PD</th> <th>F/R</th> </tr> </thead> <tbody> <tr> <td>2017</td> <td>2-1-3</td> <td>0-0-0</td> <td>0-0-0</td> <td>0</td> <td>0</td> <td>0/1</td> </tr> <tr> <td>CAR</td> <td>4-2-6</td> <td>2-0-26</td> <td>2-0-26</td> <td>0</td> <td>0</td> <td>0/1</td> </tr> <tr> <td colspan="7">Car. Highs: Tackles: 2; TFL: 1.0; Sacks: 1.0</td> </tr> </tbody> </table>	Year	U-A-T	TFL-Yds.	Sk-Yds	INT	PD	F/R	2017	2-1-3	0-0-0	0-0-0	0	0	0/1	CAR	4-2-6	2-0-26	2-0-26	0	0	0/1	Car. Highs: Tackles: 2; TFL: 1.0; Sacks: 1.0						
Year	U-A-T	TFL-Yds.	Sk-Yds	INT	PD	F/R																										
2017	2-1-3	0-0-0	0-0-0	0	0	0/1																										
CAR	4-2-6	2-0-26	2-0-26	0	0	0/1																										
Car. Highs: Tackles: 2; TFL: 1.0; Sacks: 1.0																																
DT		#60 Will Geary 6-0, 306, Sr.-3L Topeka, Kan. (Topeka)	<ul style="list-style-type: none"> LAST GAME: Played vs. Charlotte (9/9/17); No stats On the watch lists for the 2017 Bronko Nagurski Trophy and Outland Trophy. First K-State DT ever to earn two-straight First Team All-Big 12 honors from AP. 	<table border="1"> <thead> <tr> <th>Year</th> <th>U-A-T</th> <th>TFL-Yds.</th> <th>Sk-Yds</th> <th>INT</th> <th>PD</th> <th>F/R</th> </tr> </thead> <tbody> <tr> <td>2017</td> <td>2-2-4</td> <td>0-0-0</td> <td>0-0-0</td> <td>0</td> <td>0</td> <td>0/0</td> </tr> <tr> <td>CAR</td> <td>83-41-124</td> <td>16-0-39</td> <td>6-5-25</td> <td>0</td> <td>1</td> <td>3/2</td> </tr> <tr> <td colspan="7">Car. Highs: Tackles: 8; TFL: 3.5; Sacks: 2.0</td> </tr> </tbody> </table>	Year	U-A-T	TFL-Yds.	Sk-Yds	INT	PD	F/R	2017	2-2-4	0-0-0	0-0-0	0	0	0/0	CAR	83-41-124	16-0-39	6-5-25	0	1	3/2	Car. Highs: Tackles: 8; TFL: 3.5; Sacks: 2.0						
	Year	U-A-T	TFL-Yds.	Sk-Yds	INT	PD	F/R																									
2017	2-2-4	0-0-0	0-0-0	0	0	0/0																										
CAR	83-41-124	16-0-39	6-5-25	0	1	3/2																										
Car. Highs: Tackles: 8; TFL: 3.5; Sacks: 2.0																																
		#95 Ray Price 6-2, 295, Sr.-1L Long Beach, Calif. (Cerritos College)	<ul style="list-style-type: none"> LAST GAME: Played vs. Charlotte (9/9/17); No stats Played in 6 games last year, including the FAU game when he recorded a sack. Teammate of current Wildcat DBs J.J. Reed and Eli Walker at Cerritos College. 	<table border="1"> <thead> <tr> <th>Year</th> <th>U-A-T</th> <th>TFL-Yds.</th> <th>Sk-Yds</th> <th>INT</th> <th>PD</th> <th>F/R</th> </tr> </thead> <tbody> <tr> <td>2017</td> <td>0-0-0</td> <td>0-0-0</td> <td>0-0-0</td> <td>0</td> <td>0</td> <td>0/0</td> </tr> <tr> <td>CAR</td> <td>2-0-2</td> <td>1-0-12</td> <td>1-0-12</td> <td>0</td> <td>0</td> <td>0/0</td> </tr> <tr> <td colspan="7">Car. Highs: Tackles: 1; TFL: 1.0; Sacks: 1.0</td> </tr> </tbody> </table>	Year	U-A-T	TFL-Yds.	Sk-Yds	INT	PD	F/R	2017	0-0-0	0-0-0	0-0-0	0	0	0/0	CAR	2-0-2	1-0-12	1-0-12	0	0	0/0	Car. Highs: Tackles: 1; TFL: 1.0; Sacks: 1.0						
Year	U-A-T	TFL-Yds.	Sk-Yds	INT	PD	F/R																										
2017	0-0-0	0-0-0	0-0-0	0	0	0/0																										
CAR	2-0-2	1-0-12	1-0-12	0	0	0/0																										
Car. Highs: Tackles: 1; TFL: 1.0; Sacks: 1.0																																
DT		#99 Trey Dishon (dish-AWN) 6-2, 311, So.-1L Horton, Kan. (Horton)	<ul style="list-style-type: none"> LAST GAME: Played vs. Charlotte (9/9/17); No stats Started 12 games in 2016, earning Big 12 All-Freshman Team honors from <i>Athlon</i>. Won the 2013 Class 3A Champ. in powerlifting for the 242-pound weight class. 	<table border="1"> <thead> <tr> <th>Year</th> <th>U-A-T</th> <th>TFL-Yds.</th> <th>Sk-Yds</th> <th>INT</th> <th>PD</th> <th>F/R</th> </tr> </thead> <tbody> <tr> <td>2017</td> <td>2-1-3</td> <td>1-0-3</td> <td>0-0-0</td> <td>0</td> <td>0</td> <td>0/0</td> </tr> <tr> <td>CAR</td> <td>11-10-21</td> <td>5-0-16</td> <td>3-0-10</td> <td>0</td> <td>0</td> <td>0/0</td> </tr> <tr> <td colspan="7">Car. Highs: Tackles: 3; TFL: 2.0; Sacks: 2.0</td> </tr> </tbody> </table>	Year	U-A-T	TFL-Yds.	Sk-Yds	INT	PD	F/R	2017	2-1-3	1-0-3	0-0-0	0	0	0/0	CAR	11-10-21	5-0-16	3-0-10	0	0	0/0	Car. Highs: Tackles: 3; TFL: 2.0; Sacks: 2.0						
	Year	U-A-T	TFL-Yds.	Sk-Yds	INT	PD	F/R																									
2017	2-1-3	1-0-3	0-0-0	0	0	0/0																										
CAR	11-10-21	5-0-16	3-0-10	0	0	0/0																										
Car. Highs: Tackles: 3; TFL: 2.0; Sacks: 2.0																																
		#59 Drew Wiley 6-4, 302, Fr.-HS Vinton, Iowa (Vinton-Shellsburg)	<ul style="list-style-type: none"> LAST GAME: 2 tackles vs. Charlotte (9/9/17) Earned First Team All-Class 3A honors as a senior in 2016. Finished his prep career with 141 tackles, 42 TFLs and 7 sacks. 	<table border="1"> <thead> <tr> <th>Year</th> <th>U-A-T</th> <th>TFL-Yds.</th> <th>Sk-Yds</th> <th>INT</th> <th>PD</th> <th>F/R</th> </tr> </thead> <tbody> <tr> <td>2017</td> <td>1-1-2</td> <td>0-0-0</td> <td>0-0-0</td> <td>0</td> <td>0</td> <td>0/0</td> </tr> <tr> <td>CAR</td> <td>1-1-2</td> <td>0-0-0</td> <td>0-0-0</td> <td>0</td> <td>0</td> <td>0/0</td> </tr> <tr> <td colspan="7">Car. Highs: Tackles: 2</td> </tr> </tbody> </table>	Year	U-A-T	TFL-Yds.	Sk-Yds	INT	PD	F/R	2017	1-1-2	0-0-0	0-0-0	0	0	0/0	CAR	1-1-2	0-0-0	0-0-0	0	0	0/0	Car. Highs: Tackles: 2						
Year	U-A-T	TFL-Yds.	Sk-Yds	INT	PD	F/R																										
2017	1-1-2	0-0-0	0-0-0	0	0	0/0																										
CAR	1-1-2	0-0-0	0-0-0	0	0	0/0																										
Car. Highs: Tackles: 2																																
DE		#34 Tanner Wood 6-5, 260, Sr.-3L Conway Springs, Kan. (Conway Springs)	<ul style="list-style-type: none"> LAST GAME: 2 tackles, PD vs. Charlotte (9/9/17) Played in all 13 games in 2016 with 2 starts, while starting first 2 gms of 2017. A three-time First Team Academic All-Big 12 performer. 	<table border="1"> <thead> <tr> <th>Year</th> <th>U-A-T</th> <th>TFL-Yds.</th> <th>Sk-Yds</th> <th>INT</th> <th>PD</th> <th>F/R</th> </tr> </thead> <tbody> <tr> <td>2017</td> <td>1-5-6</td> <td>0-0-0</td> <td>0-0-0</td> <td>0</td> <td>1</td> <td>0/0</td> </tr> <tr> <td>CAR</td> <td>51-25-76</td> <td>9-0-39</td> <td>4-0-29</td> <td>0</td> <td>2</td> <td>2/0</td> </tr> <tr> <td colspan="7">Car. Highs: Tackles: 6; TFL: 2.0; Sacks: 1.0</td> </tr> </tbody> </table>	Year	U-A-T	TFL-Yds.	Sk-Yds	INT	PD	F/R	2017	1-5-6	0-0-0	0-0-0	0	1	0/0	CAR	51-25-76	9-0-39	4-0-29	0	2	2/0	Car. Highs: Tackles: 6; TFL: 2.0; Sacks: 1.0						
	Year	U-A-T	TFL-Yds.	Sk-Yds	INT	PD	F/R																									
2017	1-5-6	0-0-0	0-0-0	0	1	0/0																										
CAR	51-25-76	9-0-39	4-0-29	0	2	2/0																										
Car. Highs: Tackles: 6; TFL: 2.0; Sacks: 1.0																																
		#93 Davis Clark 6-2, 260, Sr.-2L Overland Park, Kan. (Blue Valley West)	<ul style="list-style-type: none"> LAST GAME: 2 tackles vs. Charlotte (9/9/17) An in-state product and former walk-on who earned a scholarship prior to JR year. Played in 4 games in 2016 while battling injuries. 	<table border="1"> <thead> <tr> <th>Year</th> <th>U-A-T</th> <th>TFL-Yds.</th> <th>Sk-Yds</th> <th>INT</th> <th>PD</th> <th>F/R</th> </tr> </thead> <tbody> <tr> <td>2017</td> <td>2-2-4</td> <td>0-0-0</td> <td>0-0-0</td> <td>0</td> <td>0</td> <td>0/0</td> </tr> <tr> <td>CAR</td> <td>4-3-7</td> <td>2-5-6</td> <td>0-5-3</td> <td>0</td> <td>0</td> <td>0/0</td> </tr> <tr> <td colspan="7">Car. Highs: Tackles: 2; TFL: 2.0; Sacks: 0.5</td> </tr> </tbody> </table>	Year	U-A-T	TFL-Yds.	Sk-Yds	INT	PD	F/R	2017	2-2-4	0-0-0	0-0-0	0	0	0/0	CAR	4-3-7	2-5-6	0-5-3	0	0	0/0	Car. Highs: Tackles: 2; TFL: 2.0; Sacks: 0.5						
Year	U-A-T	TFL-Yds.	Sk-Yds	INT	PD	F/R																										
2017	2-2-4	0-0-0	0-0-0	0	0	0/0																										
CAR	4-3-7	2-5-6	0-5-3	0	0	0/0																										
Car. Highs: Tackles: 2; TFL: 2.0; Sacks: 0.5																																
LB		#46 Jayd Kirby 6-2, 222, Sr.-2L Blooming Grove, Texas (Navarro College)	<ul style="list-style-type: none"> LAST GAME: 6 tackles, 0.5 TFL vs. Charlotte (9/9/17) A special teams standout the last 2 years after transferring from Navarro College. Tallied a pair of blocked punts in 2016 to tie for 5th in the country. 	<table border="1"> <thead> <tr> <th>Year</th> <th>U-A-T</th> <th>TFL-Yds.</th> <th>Sk-Yds</th> <th>INT</th> <th>PD</th> <th>F/R</th> </tr> </thead> <tbody> <tr> <td>2017</td> <td>7-3-10</td> <td>1-5-9</td> <td>1-0-8</td> <td>0</td> <td>0</td> <td>0/0</td> </tr> <tr> <td>CAR</td> <td>17-5-22</td> <td>1-5-9</td> <td>1-0-8</td> <td>0</td> <td>0</td> <td>0/1</td> </tr> <tr> <td colspan="7">Car. Highs: Tackles: 6; TFL: 1.0; Sacks: 1.0</td> </tr> </tbody> </table>	Year	U-A-T	TFL-Yds.	Sk-Yds	INT	PD	F/R	2017	7-3-10	1-5-9	1-0-8	0	0	0/0	CAR	17-5-22	1-5-9	1-0-8	0	0	0/1	Car. Highs: Tackles: 6; TFL: 1.0; Sacks: 1.0						
	Year	U-A-T	TFL-Yds.	Sk-Yds	INT	PD	F/R																									
2017	7-3-10	1-5-9	1-0-8	0	0	0/0																										
CAR	17-5-22	1-5-9	1-0-8	0	0	0/1																										
Car. Highs: Tackles: 6; TFL: 1.0; Sacks: 1.0																																
		#5 Da'Quan Patton (DAY-uan) 6-2, 220, Jr.-TR Cedar Park, Texas (Trinity Valley CC)	<ul style="list-style-type: none"> Recorded 89 tackles, 6.0 TFLs, 2.5 sacks and an INT as a sophomore at Trinity Valley in 2016. Earned NJCAA All-America and conference co-defensive player of the year honors as a sophomore. Rated the 5th best community-college outside LB in the Class of 2017. 	<table border="1"> <thead> <tr> <th>Year</th> <th>U-A-T</th> <th>TFL-Yds.</th> <th>Sk-Yds</th> <th>INT</th> <th>PD</th> <th>F/R</th> </tr> </thead> <tbody> <tr> <td>2017</td> <td>7-3-10</td> <td>1-5-9</td> <td>1-0-8</td> <td>0</td> <td>0</td> <td>0/0</td> </tr> <tr> <td>CAR</td> <td>17-5-22</td> <td>1-5-9</td> <td>1-0-8</td> <td>0</td> <td>0</td> <td>0/1</td> </tr> <tr> <td colspan="7">Car. Highs: Tackles: 6; TFL: 1.0; Sacks: 1.0</td> </tr> </tbody> </table>	Year	U-A-T	TFL-Yds.	Sk-Yds	INT	PD	F/R	2017	7-3-10	1-5-9	1-0-8	0	0	0/0	CAR	17-5-22	1-5-9	1-0-8	0	0	0/1	Car. Highs: Tackles: 6; TFL: 1.0; Sacks: 1.0						
Year	U-A-T	TFL-Yds.	Sk-Yds	INT	PD	F/R																										
2017	7-3-10	1-5-9	1-0-8	0	0	0/0																										
CAR	17-5-22	1-5-9	1-0-8	0	0	0/1																										
Car. Highs: Tackles: 6; TFL: 1.0; Sacks: 1.0																																
LB		#58 Trent Tanking 6-2, 225, Sr.-3L Holton, Kan. (Holton)	<ul style="list-style-type: none"> LAST GAME: 2 tackles, PD vs. Charlotte (9/9/17) One of K-State's top special teams standouts with team-high 12 ST tackles in 2016. Played a majority of the 2016 TCU game at LB, carding 5 tackles and an INT. 	<table border="1"> <thead> <tr> <th>Year</th> <th>U-A-T</th> <th>TFL-Yds.</th> <th>Sk-Yds</th> <th>INT</th> <th>PD</th> <th>F/R</th> </tr> </thead> <tbody> <tr> <td>2017</td> <td>8-3-11</td> <td>0-0-0</td> <td>0-0-0</td> <td>0</td> <td>1</td> <td>0/0</td> </tr> <tr> <td>CAR</td> <td>33-13-46</td> <td>2-0-3</td> <td>0-0-0</td> <td>1</td> <td>3</td> <td>0/0</td> </tr> <tr> <td colspan="7">Car. Highs: Tackles: 9; TFL: 2.0; INT: 1</td> </tr> </tbody> </table>	Year	U-A-T	TFL-Yds.	Sk-Yds	INT	PD	F/R	2017	8-3-11	0-0-0	0-0-0	0	1	0/0	CAR	33-13-46	2-0-3	0-0-0	1	3	0/0	Car. Highs: Tackles: 9; TFL: 2.0; INT: 1						
	Year	U-A-T	TFL-Yds.	Sk-Yds	INT	PD	F/R																									
2017	8-3-11	0-0-0	0-0-0	0	1	0/0																										
CAR	33-13-46	2-0-3	0-0-0	1	3	0/0																										
Car. Highs: Tackles: 9; TFL: 2.0; INT: 1																																
		#32 Justin Hughes 6-1, 227, So.-SQ Tucker, Ga. (Tucker)	<ul style="list-style-type: none"> LAST GAME: Played vs. Charlotte (9/9/17); No stats Named a first team all-state honoree in 2013. HS teammates with fellow Wildcat defenders Duke Shelley and Elijah Sullivan. 	<table border="1"> <thead> <tr> <th>Year</th> <th>U-A-T</th> <th>TFL-Yds.</th> <th>Sk-Yds</th> <th>INT</th> <th>PD</th> <th>F/R</th> </tr> </thead> <tbody> <tr> <td>2017</td> <td>3-0-3</td> <td>0-0-0</td> <td>0-0-0</td> <td>0</td> <td>0</td> <td>0/0</td> </tr> <tr> <td>CAR</td> <td>3-0-3</td> <td>0-0-0</td> <td>0-0-0</td> <td>0</td> <td>0</td> <td>0/0</td> </tr> <tr> <td colspan="7">Car. Highs: Tackles: 3</td> </tr> </tbody> </table>	Year	U-A-T	TFL-Yds.	Sk-Yds	INT	PD	F/R	2017	3-0-3	0-0-0	0-0-0	0	0	0/0	CAR	3-0-3	0-0-0	0-0-0	0	0	0/0	Car. Highs: Tackles: 3						
Year	U-A-T	TFL-Yds.	Sk-Yds	INT	PD	F/R																										
2017	3-0-3	0-0-0	0-0-0	0	0	0/0																										
CAR	3-0-3	0-0-0	0-0-0	0	0	0/0																										
Car. Highs: Tackles: 3																																
LB		#41 Sam Sizelove 6-3, 230, Jr.-2L Argyle, Texas (Argyle)	<ul style="list-style-type: none"> LAST GAME: 2 tackles vs. Charlotte (9/9/17) Has played in all 28 games over the last 2-plus yrs, primarily on special teams. Recorded a career-high 8 tackles vs. Oklahoma in 2015. 	<table border="1"> <thead> <tr> <th>Year</th> <th>U-A-T</th> <th>TFL-Yds.</th> <th>Sk-Yds</th> <th>INT</th> <th>PD</th> <th>F/R</th> </tr> </thead> <tbody> <tr> <td>2017</td> <td>1-1-2</td> <td>0-0-0</td> <td>0-0-0</td> <td>0</td> <td>0</td> <td>0/0</td> </tr> <tr> <td>CAR</td> <td>18-6-24</td> <td>0-5-0</td> <td>0-0-0</td> <td>0</td> <td>0</td> <td>1/1</td> </tr> <tr> <td colspan="7">Car. Highs: Tackles: 8; TFL: 0.5</td> </tr> </tbody> </table>	Year	U-A-T	TFL-Yds.	Sk-Yds	INT	PD	F/R	2017	1-1-2	0-0-0	0-0-0	0	0	0/0	CAR	18-6-24	0-5-0	0-0-0	0	0	1/1	Car. Highs: Tackles: 8; TFL: 0.5						
	Year	U-A-T	TFL-Yds.	Sk-Yds	INT	PD	F/R																									
2017	1-1-2	0-0-0	0-0-0	0	0	0/0																										
CAR	18-6-24	0-5-0	0-0-0	0	0	1/1																										
Car. Highs: Tackles: 8; TFL: 0.5																																
		#3 Elijah Sullivan 6-0, 220, So.-1L Tucker, Ga. (Tucker)	<ul style="list-style-type: none"> LAST GAME: 2 tackles vs. Charlotte (9/9/17) Saw action in 11 games as a redshirt FR in 2016. Recorded 4 tackles on kickoff coverage in 2016, including 2 vs. Texas Tech. 	<table border="1"> <thead> <tr> <th>Year</th> <th>U-A-T</th> <th>TFL-Yds.</th> <th>Sk-Yds</th> <th>INT</th> <th>PD</th> <th>F/R</th> </tr> </thead> <tbody> <tr> <td>2017</td> <td>4-1-5</td> <td>0-0-0</td> <td>0-0-0</td> <td>0</td> <td>0</td> <td>1/0</td> </tr> <tr> <td>CAR</td> <td>8-1-9</td> <td>0-0-0</td> <td>0-0-0</td> <td>0</td> <td>0</td> <td>1/0</td> </tr> <tr> <td colspan="7">Car. Highs: Tackles: 3</td> </tr> </tbody> </table>	Year	U-A-T	TFL-Yds.	Sk-Yds	INT	PD	F/R	2017	4-1-5	0-0-0	0-0-0	0	0	1/0	CAR	8-1-9	0-0-0	0-0-0	0	0	1/0	Car. Highs: Tackles: 3						
Year	U-A-T	TFL-Yds.	Sk-Yds	INT	PD	F/R																										
2017	4-1-5	0-0-0	0-0-0	0	0	1/0																										
CAR	8-1-9	0-0-0	0-0-0	0	0	1/0																										
Car. Highs: Tackles: 3																																
NB OR		#23 Cre Moore (CREE) 6-0, 184, Sr.-2L Broken Arrow, Okla. (Broken Arrow)	<ul style="list-style-type: none"> LAST GAME: 3 tackles, 0.5 TFL, INT vs. Charlotte (9/9/17) Carded first-career INT vs. Charlotte. Played in 7 games in 2016 with starts in each of the final 3 contests. 	<table border="1"> <thead> <tr> <th>Year</th> <th>U-A-T</th> <th>TFL-Yds.</th> <th>Sk-Yds</th> <th>INT</th> <th>PD</th> <th>F/R</th> </tr> </thead> <tbody> <tr> <td>2017</td> <td>3-1-4</td> <td>0-5-1</td> <td>0-0-0</td> <td>1</td> <td>1</td> <td>0/0</td> </tr> <tr> <td>CAR</td> <td>10-5-15</td> <td>3-5-7</td> <td>0-0-0</td> <td>1</td> <td>3</td> <td>0/0</td> </tr> <tr> <td colspan="7">Car. Highs: Tackles: 5; TFL: 3.0; INT: 1; PD: 1</td> </tr> </tbody> </table>	Year	U-A-T	TFL-Yds.	Sk-Yds	INT	PD	F/R	2017	3-1-4	0-5-1	0-0-0	1	1	0/0	CAR	10-5-15	3-5-7	0-0-0	1	3	0/0	Car. Highs: Tackles: 5; TFL: 3.0; INT: 1; PD: 1						
	Year	U-A-T	TFL-Yds.	Sk-Yds	INT	PD	F/R																									
2017	3-1-4	0-5-1	0-0-0	1	1	0/0																										
CAR	10-5-15	3-5-7	0-0-0	1	3	0/0																										
Car. Highs: Tackles: 5; TFL: 3.0; INT: 1; PD: 1																																
		#6 Johnathan Durham 6-0, 185, So.-1L Aledo, Texas (Aledo)	<ul style="list-style-type: none"> LAST GAME: Played vs. Charlotte (9/9/17); No stats A third-year member of the program who played in 4 career games. Earned all-state honors as a high school SR in 2014. 	<table border="1"> <thead> <tr> <th>Year</th> <th>U-A-T</th> <th>TFL-Yds.</th> <th>Sk-Yds</th> <th>INT</th> <th>PD</th> <th>F/R</th> </tr> </thead> <tbody> <tr> <td>2017</td> <td>5-0-5</td> <td>0-0-0</td> <td>0-0-0</td> <td>0</td> <td>0</td> <td>0/0</td> </tr> <tr> <td>CAR</td> <td>5-0-5</td> <td>0-0-0</td> <td>0-0-0</td> <td>0</td> <td>0</td> <td>0/0</td> </tr> <tr> <td colspan="7">Car. Highs: Tackles: 5</td> </tr> </tbody> </table>	Year	U-A-T	TFL-Yds.	Sk-Yds	INT	PD	F/R	2017	5-0-5	0-0-0	0-0-0	0	0	0/0	CAR	5-0-5	0-0-0	0-0-0	0	0	0/0	Car. Highs: Tackles: 5						
Year	U-A-T	TFL-Yds.	Sk-Yds	INT	PD	F/R																										
2017	5-0-5	0-0-0	0-0-0	0	0	0/0																										
CAR	5-0-5	0-0-0	0-0-0	0	0	0/0																										
Car. Highs: Tackles: 5																																
CB		#8 Duke Shelley 5-9, 178, Jr.-2L Tucker, Ga. (Tucker)	<ul style="list-style-type: none"> LAST GAME: 6 tackles, 1.0 TFL, 1.0 sack, PD vs. Central Arkansas (9/2/17) Has started 19 games over the last 2 seasons. Ranked 7th in the Big 12 in INT in 2016, while he was 4th in Big 12-only games. 	<table border="1"> <thead> <tr> <th>Year</th> <th>U-A-T</th> <th>TFL-Yds.</th> <th>Sk-Yds</th> <th>INT</th> <th>PD</th> <th>F/R</th> </tr> </thead> <tbody> <tr> <td>2017</td> <td>6-0-6</td> <td>1-0-5</td> <td>1-0-5</td> <td>0</td> <td>1</td> <td>0/0</td> </tr> <tr> <td>CAR</td> <td>74-8-82</td> <td>3-0-9</td> <td>1-0-5</td> <td>3</td> <td>15</td> <td>0/1</td> </tr> <tr> <td colspan="7">Car. Highs: TFLs: 9; TFL: 1.0; Sacks: 1.0; PD: 4; INT: 1</td> </tr> </tbody> </table>	Year	U-A-T	TFL-Yds.	Sk-Yds	INT	PD	F/R	2017	6-0-6	1-0-5	1-0-5	0	1	0/0	CAR	74-8-82	3-0-9	1-0-5	3	15	0/1	Car. Highs: TFLs: 9; TFL: 1.0; Sacks: 1.0; PD: 4; INT: 1						
	Year	U-A-T	TFL-Yds.	Sk-Yds	INT	PD	F/R																									
2017	6-0-6	1-0-5	1-0-5	0	1	0/0																										
CAR	74-8-82	3-0-9	1-0-5	3	15	0/1																										
Car. Highs: TFLs: 9; TFL: 1.0; Sacks: 1.0; PD: 4; INT: 1																																
		#12 AJ Parker 5-11, 166, Fr.-RS Bartlesville, Okla. (Bartlesville)	<ul style="list-style-type: none"> LAST GAME: 3 tackles, 0.5 TFL, 2 PD vs. Charlotte (9/9/17) A three-year starter at Bartlesville who earned all-state accolades as a senior. Placed 3rd in the state meet in the high jump as a sophomore and junior. 	<table border="1"> <thead> <tr> <th>Year</th> <th>U-A-T</th> <th>TFL-Yds.</th> <th>Sk-Yds</th> <th>INT</th> <th>PD</th> <th>F/R</th> </tr> </thead> <tbody> <tr> <td>2017</td> <td>3-1-4</td> <td>0-5-1</td> <td>0-0-0</td> <td>0</td> <td>2</td> <td>0/0</td> </tr> <tr> <td>CAR</td> <td>3-1-4</td> <td>0-5-1</td> <td>0-0-0</td> <td>0</td> <td>2</td> <td>0/0</td> </tr> <tr> <td colspan="7">Car. Highs: Tackles: 3; TFL: 1; PD: 1</td> </tr> </tbody> </table>	Year	U-A-T	TFL-Yds.	Sk-Yds	INT	PD	F/R	2017	3-1-4	0-5-1	0-0-0	0	2	0/0	CAR	3-1-4	0-5-1	0-0-0	0	2	0/0	Car. Highs: Tackles: 3; TFL: 1; PD: 1						
Year	U-A-T	TFL-Yds.	Sk-Yds	INT	PD	F/R																										
2017	3-1-4	0-5-1	0-0-0	0	2	0/0																										
CAR	3-1-4	0-5-1	0-0-0	0	2	0/0																										
Car. Highs: Tackles: 3; TFL: 1; PD: 1																																
SS		#20 Denzel Goolsby 5-11, 192, So.-1L Wichita, Kan. (Bishop Carroll)	<ul style="list-style-type: none"> LAST GAME: 3 tackles vs. Charlotte (9/9/17) Played in all 13 games in 2016, totaling 10 special teams tackles. The 2014 Gatorade KS Football Player of the Year who switched from WR last year. 	<table border="1"> <thead> <tr> <th>Year</th> <th>U-A-T</th> <th>TFL-Yds.</th> <th>Sk-Yds</th> <th>INT</th> <th>PD</th> <th>F/R</th> </tr> </thead> <tbody> <tr> <td>2017</td> <td>9-1-10</td> <td>1-0-4</td> <td>1-0-4</td> <td>0</td> <td>0</td> <td>0/1</td> </tr> <tr> <td>CAR</td> <td>11-10-21</td> <td>1-0-4</td> <td>1-0-4</td> <td>0</td> <td>0</td> <td>0/1</td> </tr> <tr> <td colspan="7">Car. Highs: Tackles: 7; TFL: 1.0; Sacks: 1.0</td> </tr> </tbody> </table>	Year	U-A-T	TFL-Yds.	Sk-Yds	INT	PD	F/R	2017	9-1-10	1-0-4	1-0-4	0	0	0/1	CAR	11-10-21	1-0-4	1-0-4	0	0	0/1	Car. Highs: Tackles: 7; TFL: 1.0; Sacks: 1.0						
	Year	U-A-T	TFL-Yds.	Sk-Yds	INT	PD	F/R																									
2017	9-1-10	1-0-4	1-0-4	0	0	0/1																										
CAR	11-10-21	1-0-4	1-0-4	0	0	0/1																										
Car. Highs: Tackles: 7; TFL: 1.0; Sacks: 1.0																																
		#7 Eli Walker 6-3, 210, Jr.-TR Long Beach, Calif. (Cerritos College)	<ul style="list-style-type: none"> LAST GAME: 4 tackles vs. Charlotte (9/9/17) Rated the top CC safety in the Class of 2017 and 13th-best overall CC prospect. CC teammates of current Wildcat DB D.J. Reed and DT Ray Price. 	<table border="1"> <thead> <tr> <th>Year</th> <th>U-A-T</th> <th>TFL-Yds.</th> <th>Sk-Yds</th> <th>INT</th> <th>PD</th> <th>F/R</th> </tr> </thead> <tbody> <tr> <td>2017</td> <td>5-1-6</td> <td>1-0-1</td> <td>0-0-0</td> <td>0</td> <td>0</td> <td>0/0</td> </tr> <tr> <td>CAR</td> <td>5-1-6</td> <td>1-0-1</td> <td>0-0-0</td> <td>0</td> <td>0</td> <td>0/0</td> </tr> <tr> <td colspan="7">Car. Highs: Tackles: 3; TFL: 1.0</td> </tr> </tbody> </table>	Year	U-A-T	TFL-Yds.	Sk-Yds	INT	PD	F/R	2017	5-1-6	1-0-1	0-0-0	0	0	0/0	CAR	5-1-6	1-0-1	0-0-0	0	0	0/0	Car. Highs: Tackles: 3; TFL: 1.0						
Year	U-A-T	TFL-Yds.	Sk-Yds	INT	PD	F/R																										
2017	5-1-6	1-0-1	0-0-0	0	0	0/0																										
CAR	5-1-6	1-0-1	0-0-0	0	0	0/0																										
Car. Highs: Tackles: 3; TFL: 1.0																																
FS		#21 Kendall Adams 6-1, 221, Jr.-2L Fort Worth, Texas (All Saints Episcopal)	<ul style="list-style-type: none"> LAST GAME: 5 tackles, INT TD, FR TD vs. Charlotte (9/9/17) First Wildcat with an INT TD & FR TD in a game since '99 (Dyshod Carter vs. MU). Named Big 12 Defensive Player of the Week after the Charlotte game. 	<table border="1"> <thead> <tr> <th>Year</th> <th>U-A-T</th> <th>TFL-Yds.</th> <th>Sk-Yds</th> <th>INT</th> <th>PD</th> <th>F/R</th> </tr> </thead> <tbody> <tr> <td>2017</td> <td>12-1-13</td> <td>0-0-0</td> <td>0-0-0</td> <td>1</td> <td>1</td> <td>0/1</td> </tr> <tr> <td>CAR</td> <td>92-24-116</td> <td>3-5-23</td> <td>1-0-7</td> <td>3</td> <td>4</td> <td>0/2</td> </tr> <tr> <td colspan="7">Car. Highs: Tackles: 12; TFL: 1.5; Sacks: 1.0; INT: 1</td> </tr> </tbody> </table>	Year	U-A-T	TFL-Yds.	Sk-Yds	INT	PD	F/R	2017	12-1-13	0-0-0	0-0-0	1	1	0/1	CAR	92-24-116	3-5-23	1-0-7	3	4	0/2	Car. Highs: Tackles: 12; TFL: 1.5; Sacks: 1.0; INT: 1						
	Year	U-A-T	TFL-Yds.	Sk-Yds	INT	PD	F/R																									
2017	12-1-13	0-0-0	0-0-0	1	1	0/1																										
CAR	92-24-116	3-5-23	1-0-7	3	4	0/2																										
Car. Highs: Tackles: 12; TFL: 1.5; Sacks: 1.0; INT: 1																																
		#18 Brogan Barry 6-2, 200, Sr.-2L Topeka, Kan. (Topeka)	<ul style="list-style-type: none"> LAST GAME: 1 tackle, PD vs. Charlotte (9/9/17) One of the top contributors on special teams over the last 2 seasons. Tallied 5 tackles last season, each coming on kickoff coverage. 	<table border="1"> <thead> <tr> <th>Year</th> <th>U-A-T</th> <th>TFL-Yds.</th> <th>Sk-Yds</th> <th>INT</th> <th>PD</th> <th>F/R</th> </tr> </thead> <tbody> <tr> <td>2017</td> <td>3-0-3</td> <td>1-0-11</td> <td>1-0-11</td> <td>0</td> <td>1</td> <td>1/0</td> </tr> <tr> <td>CAR</td> <td>8-4-12</td> <td>1-0-11</td> <td>1-0-11</td> <td>0</td> <td>1</td> <td>1/0</td> </tr> <tr> <td colspan="7">Car. Highs: Tackles: 2; TFL: 1.0; Sacks: 1.0</td> </tr> </tbody> </table>	Year	U-A-T	TFL-Yds.	Sk-Yds	INT	PD	F/R	2017	3-0-3	1-0-11	1-0-11	0	1	1/0	CAR	8-4-12	1-0-11	1-0-11	0	1	1/0	Car. Highs: Tackles: 2; TFL: 1.0; Sacks: 1.0						
Year	U-A-T	TFL-Yds.	Sk-Yds	INT	PD	F/R																										
2017	3-0-3	1-0-11	1-0-11	0	1	1/0																										
CAR	8-4-12	1-0-11	1-0-11	0	1	1/0																										
Car. Highs: Tackles: 2; TFL: 1.0; Sacks: 1.0																																
CB		#2 D.J. Reed 5-9, 188, Jr.-1L Bakersfield, Calif. (Cerritos College)	<ul style="list-style-type: none"> LAST GAME: 3 tackles, 1.0 TFL vs. Charlotte (9/9/17) First Wildcat since Terence Newman in '02 to have an INT and PR TD in same gm. On the watch lists for the 2017 Bednarik, Nagurski and Thorpe awards. 	<table border="1"> <thead> <tr> <th>Year</th> <th>U-A-T</th> <th>TFL-Yds.</th> <th>Sk-Yds</th> <th>INT</th> <th>PD</th> <th>F/R</th> </tr> </thead> <tbody> <tr> <td>2017</td> <td>10-0-10</td> <td>2-0-2</td> <td>0-0-0</td> <td>1</td> <td>1</td> <td>0/0</td> </tr> <tr> <td>CAR</td> <td>72-13-85</td> <td>2-5-3</td> <td>0-0-0</td> <td>4</td> <td>20</td> <td>2/0</td> </tr> <tr> <td colspan="7">Car. Highs: Tackles: 14; TFL: 1.0; INT: 1; PD: 4</td> </tr> </tbody> </table>	Year	U-A-T	TFL-Yds.	Sk-Yds	INT	PD	F/R	2017	10-0-10	2-0-2	0-0-0	1	1	0/0	CAR	72-13-85	2-5-3	0-0-0	4	20	2/0	Car. Highs: Tackles: 14; TFL: 1.0; INT: 1; PD: 4						
	Year	U-A-T	TFL-Yds.	Sk-Yds	INT	PD	F/R																									
2017	10-0-10	2-0-2	0-0-0	1	1	0/0																										
CAR	72-13-85	2-5-3	0-0-0	4	20	2/0																										
Car. Highs: Tackles: 14; TFL: 1.0; INT: 1; PD: 4																																
		#15 Walter Neil, Jr. 5-9, 165, Fr.-RS Lawton, Okla. (MacArthur)	<ul style="list-style-type: none"> LAST GAME: 1 tackle vs. Charlotte (9/9/17) Named the 2015 Oklahoma District 5A-1 Defensive Back of the Year. Selected to play in the 2016 Oklahoma Coaches Association All-State Game. 	<table border="1"> <thead> <tr> <th>Year</th> <th>U-A-T</th> <th>TFL-Yds.</th> <th>Sk-Yds</th> <th>INT</th> <th>PD</th> <th>F/R</th> </tr> </thead> <tbody> <tr> <td>2017</td> <td>2-1-3</td> <td>1-0-6</td> <td>0-0-0</td> <td>0</td> <td>0</td> <td>0/0</td> </tr> <tr> <td>CAR</td> <td>2-1-3</td> <td>1-0-6</td> <td>0-0-0</td> <td>0</td> <td>0</td> <td>0/0</td> </tr> <tr> <td colspan="7">Car. Highs: Tackles: 2; TFL: 1.0</td> </tr> </tbody> </table>	Year	U-A-T	TFL-Yds.	Sk-Yds	INT	PD	F/R	2017	2-1-3	1-0-6	0-0-0	0	0	0/0	CAR	2-1-3	1-0-6	0-0-0	0	0	0/0	Car. Highs: Tackles: 2; TFL: 1.0						
Year	U-A-T	TFL-Yds.	Sk-Yds	INT	PD	F/R																										
2017	2-1-3	1-0-6	0-0-0	0	0	0/0																										
CAR	2-1-3	1-0-6	0-0-0	0	0	0/0																										
Car. Highs: Tackles: 2; TFL: 1.0																																

PK		#16 Matthew McCrane 5-10, 165, Sr.-3L Brownwood, Texas (Brownwood)	<ul style="list-style-type: none"> LAST GAME AT PK: 2-for-2 FG, 6-for-6 XP vs. Charlotte (9/9/17) A two-time All-Big 12 kicker; Tied for 4th nationally among active players in FG %. Ranks 2nd in K-State history in career FG and 8th in career points. 	<table border="1"> <thead> <tr> <th>Year</th> <th>FGM-A</th> <th>Pct.</th> <th>LG</th> <th>XPM-A</th> <th>Pct.</th> </tr> </thead> <tbody> <tr> <td>2017</td> <td>4-5</td> <td>80.0</td> <td>53</td> <td>13-13</td> <td>100.0</td> </tr> <tr> <td>CAR</td> <td>40-45</td> <td>88.9</td> <td>53</td> <td>98-99</td> <td>98.9</td> </tr> <tr> <td colspan="6">Car. Highs: FG: 4; XP: 9</td> </tr> </tbody> </table>	Year	FGM-A	Pct.	LG	XPM-A	Pct.	2017	4-5	80.0	53	13-13	100.0	CAR	40-45	88.9	53	98-99	98.9	Car. Highs: FG: 4; XP: 9					
	Year	FGM-A	Pct.	LG	XPM-A	Pct.																						
2017	4-5	80.0	53	13-13	100.0																							
CAR	40-45	88.9	53	98-99	98.9																							
Car. Highs: FG: 4; XP: 9																												
		#22 Nick McLellan 6-2, 180, So.-SQ West Des Moines, Iowa (Dowling Catholic)	<ul style="list-style-type: none"> LAST GAME AT PK: 1-for-1 XP vs. Charlotte (9/9/17) Earned all-state honors from both the coaches and the newspaper association. Broke state record for career points by a PK (283) and season points by a PK (105). 	<table border="1"> <thead> <tr> <th>Year</th> <th>FGM-A</th> <th>Pct.</th> <th>LG</th> <th>XPM-A</th> <th>Pct.</th> </tr> </thead> <tbody> <tr> <td>2017</td> <td>0-0</td> <td>0.0</td> <td>0</td> <td>1-1</td> <td>100.0</td> </tr> <tr> <td>CAR</td> <td>0-0</td> <td>0.0</td> <td>0</td> <td>1-1</td> <td>100.0</td> </tr> <tr> <td colspan="6">Car. Highs: XP: 1</td> </tr> </tbody> </table>	Year	FGM-A	Pct.	LG	XPM-A	Pct.	2017	0-0	0.0	0	1-1	100.0	CAR	0-0	0.0	0	1-1	100.0	Car. Highs: XP: 1					
Year	FGM-A	Pct.	LG	XPM-A	Pct.																							
2017	0-0	0.0	0	1-1	100.0																							
CAR	0-0	0.0	0	1-1	100.0																							
Car. Highs: XP: 1																												
KO OR		#9 Mitch Lochbihler (LOCK-bee-lur) 6-6, 241, Sr.-1L Charlotte, N.C. (Charlotte Catholic)	<ul style="list-style-type: none"> LAST GAME AT KO: 6 KO, 59.3-yd avg, 1 TB vs. Charlotte (9/9/17) Served as the primary kickoff man over the final 5 games of 2016. Has totaled 29 TBs on his 44 career KOs, including a career-best 8 vs. UCA. 	<table border="1"> <thead> <tr> <th>Year</th> <th>No.</th> <th>Yards</th> <th>Avg.</th> <th>TB</th> </tr> </thead> <tbody> <tr> <td>2017</td> <td>14</td> <td>876</td> <td>62.6</td> <td>9</td> </tr> <tr> <td>CAR</td> <td>44</td> <td>2,787</td> <td>63.3</td> <td>29</td> </tr> <tr> <td colspan="5">Car. Highs: KO: 8; Avg: 65.0; TB: 8</td> </tr> </tbody> </table>	Year	No.	Yards	Avg.	TB	2017	14	876	62.6	9	CAR	44	2,787	63.3	29	Car. Highs: KO: 8; Avg: 65.0; TB: 8								
	Year	No.	Yards	Avg.	TB																							
2017	14	876	62.6	9																								
CAR	44	2,787	63.3	29																								
Car. Highs: KO: 8; Avg: 65.0; TB: 8																												
		#16 Matthew McCrane 5-10, 165, Sr.-3L Brownwood, Texas (Brownwood)	<ul style="list-style-type: none"> LAST GAME AT KO: 4 KO, 61.5-yd avg, 3 TB vs. Charlotte (9/9/17) Recorded a career-high 4 TBs vs. Texas Tech in 2016 on 9 kickoffs. 	<table border="1"> <thead> <tr> <th>Year</th> <th>No.</th> <th>Yards</th> <th>Avg.</th> <th>TB</th> </tr> </thead> <tbody> <tr> <td>2017</td> <td>6</td> <td>369</td> <td>61.5</td> <td>3</td> </tr> <tr> <td>CAR</td> <td>41</td> <td>2,406</td> <td>58.7</td> <td>14</td> </tr> <tr> <td colspan="5">Car. Highs: KO: 9; Avg: 63.8; TB: 4</td> </tr> </tbody> </table>	Year	No.	Yards	Avg.	TB	2017	6	369	61.5	3	CAR	41	2,406	58.7	14	Car. Highs: KO: 9; Avg: 63.8; TB: 4								
Year	No.	Yards	Avg.	TB																								
2017	6	369	61.5	3																								
CAR	41	2,406	58.7	14																								
Car. Highs: KO: 9; Avg: 63.8; TB: 4																												
HLD		#9 Mitch Lochbihler (LOCK-bee-lur) 6-6, 241, Sr.-1L Charlotte, N.C. (Charlotte Catholic)	<ul style="list-style-type: none"> Served as the primary holder over last 15 games dating back to 2016. A 2016 Second Team Academic All-Big 12 performer. 																									
LS		#43 Drew Scott 6-2, 215, Sr.-1L Cedar Rapids, Iowa (Xavier)	<ul style="list-style-type: none"> LAST GAME: Snapped vs. Charlotte (9/9/17) Connected on all 127 snaps as a junior in 2016. True on all 67 snaps over the course of his junior and senior seasons in HS. 	<table border="1"> <thead> <tr> <th>Year</th> <th>Games</th> </tr> </thead> <tbody> <tr> <td>2017</td> <td>2</td> </tr> <tr> <td>CAR</td> <td>20</td> </tr> </tbody> </table>	Year	Games	2017	2	CAR	20																		
	Year	Games																										
2017	2																											
CAR	20																											
		#45 David Tullis 5-11, 201, Jr.-RS Derby, Kan. (Butler CC)	<ul style="list-style-type: none"> LAST GAME: Snapped vs. Charlotte (9/9/17) Played 2 seasons at Butler, helping Grizzlies earn a combined 17-5 record. Played at Derby HS, helping Panthers earn a 12-1 record and a state championship as a senior in 2013. 	<table border="1"> <thead> <tr> <th>Year</th> <th>Games</th> </tr> </thead> <tbody> <tr> <td>2017</td> <td>1</td> </tr> <tr> <td>CAR</td> <td>1</td> </tr> </tbody> </table>	Year	Games	2017	1	CAR	1																		
Year	Games																											
2017	1																											
CAR	1																											
P		#14 Nick Walsh 5-11, 207, Sr.-3L Lyndon, Kan. (Lyndon)	<ul style="list-style-type: none"> LAST GAME: 2 punts, 40.0-yd avg, 1 in20 vs. Charlotte (9/9/17) Tallied a career-best 42.8-yd avg as a junior in 2016. Ranks 6th in school history in career avg and 7th in both yds and att. 	<table border="1"> <thead> <tr> <th>Year</th> <th>Punts</th> <th>Yds.</th> <th>Avg.</th> <th>LG</th> <th>I20</th> </tr> </thead> <tbody> <tr> <td>2017</td> <td>2</td> <td>80</td> <td>40.0</td> <td>44</td> <td>1</td> </tr> <tr> <td>CAR</td> <td>162</td> <td>6,780</td> <td>41.9</td> <td>63</td> <td>47</td> </tr> <tr> <td colspan="6">Car. Highs: Punts: 11; Avg: 50.3; I20: 5</td> </tr> </tbody> </table>	Year	Punts	Yds.	Avg.	LG	I20	2017	2	80	40.0	44	1	CAR	162	6,780	41.9	63	47	Car. Highs: Punts: 11; Avg: 50.3; I20: 5					
	Year	Punts	Yds.	Avg.	LG	I20																						
2017	2	80	40.0	44	1																							
CAR	162	6,780	41.9	63	47																							
Car. Highs: Punts: 11; Avg: 50.3; I20: 5																												
		#9 Mitch Lochbihler (LOCK-bee-lur) 6-6, 241, Sr.-1L Charlotte, N.C. (Charlotte Catholic)	<ul style="list-style-type: none"> LAST GAME PUNTING: 1 punt, 44 yds vs. Charlotte (9/9/17) Held a 54.5-yd avg. at Iowa State, the 2nd best in the Big 12 in 2016. Both of his punts vs. the Cyclones last year went for at least 50 yds. 	<table border="1"> <thead> <tr> <th>Year</th> <th>Punts</th> <th>Yds.</th> <th>Avg.</th> <th>LG</th> <th>I20</th> </tr> </thead> <tbody> <tr> <td>2017</td> <td>1</td> <td>44</td> <td>44.0</td> <td>44</td> <td>0</td> </tr> <tr> <td>CAR</td> <td>12</td> <td>531</td> <td>44.2</td> <td>55</td> <td>2</td> </tr> <tr> <td colspan="6">Car. Highs: Punts: 2; Yds: 109; Avg: 54.5; I20: 2</td> </tr> </tbody> </table>	Year	Punts	Yds.	Avg.	LG	I20	2017	1	44	44.0	44	0	CAR	12	531	44.2	55	2	Car. Highs: Punts: 2; Yds: 109; Avg: 54.5; I20: 2					
Year	Punts	Yds.	Avg.	LG	I20																							
2017	1	44	44.0	44	0																							
CAR	12	531	44.2	55	2																							
Car. Highs: Punts: 2; Yds: 109; Avg: 54.5; I20: 2																												
KOR		#9 Byron Pringle 6-2, 205, Jr.-1L Tampa, Fla. (Butler CC)	<ul style="list-style-type: none"> LAST GAME RETURNING: 2 ret, 33 yds vs. Central Arkansas (9/2/17) On the watch list for the 2017 Paul Hornung Award, recognizing versatility. First Team All-Big 12 KR who is 154 yds from entering K-State top-10 in career KOR yds. 	<table border="1"> <thead> <tr> <th>Year</th> <th>Ret.</th> <th>Yds.</th> <th>Avg.</th> <th>TD</th> <th>LG</th> </tr> </thead> <tbody> <tr> <td>2017</td> <td>2</td> <td>33</td> <td>16.5</td> <td>0</td> <td>23</td> </tr> <tr> <td>CAR</td> <td>25</td> <td>692</td> <td>27.7</td> <td>1</td> <td>99</td> </tr> <tr> <td colspan="6">Car. Highs: Ret: 5; Yds: 159; TD: 1</td> </tr> </tbody> </table>	Year	Ret.	Yds.	Avg.	TD	LG	2017	2	33	16.5	0	23	CAR	25	692	27.7	1	99	Car. Highs: Ret: 5; Yds: 159; TD: 1					
	Year	Ret.	Yds.	Avg.	TD	LG																						
2017	2	33	16.5	0	23																							
CAR	25	692	27.7	1	99																							
Car. Highs: Ret: 5; Yds: 159; TD: 1																												
		#2 D.J. Reed 5-9, 188, Jr.-1L Bakersfield, Calif. (Cerritos College)	<ul style="list-style-type: none"> LAST GAME RETURNING: 1 ret, 17 yds vs. Charlotte (9/9/17) Returned kicks over the final 4 contests of 2016. Totaled 80 return yds vs. Texas A&M, the 5th most in K-State bowl history. 	<table border="1"> <thead> <tr> <th>Year</th> <th>Ret.</th> <th>Yds.</th> <th>Avg.</th> <th>TD</th> <th>LG</th> </tr> </thead> <tbody> <tr> <td>2017</td> <td>3</td> <td>136</td> <td>45.3</td> <td>0</td> <td>96</td> </tr> <tr> <td>CAR</td> <td>12</td> <td>391</td> <td>32.6</td> <td>0</td> <td>96</td> </tr> <tr> <td colspan="6">Car. Highs: Ret: 3; Yds: 119</td> </tr> </tbody> </table>	Year	Ret.	Yds.	Avg.	TD	LG	2017	3	136	45.3	0	96	CAR	12	391	32.6	0	96	Car. Highs: Ret: 3; Yds: 119					
Year	Ret.	Yds.	Avg.	TD	LG																							
2017	3	136	45.3	0	96																							
CAR	12	391	32.6	0	96																							
Car. Highs: Ret: 3; Yds: 119																												
PR		#4 Dominique Heath 5-9, 175, Jr.-2L Huntersville, N.C. (Hopewell)	<ul style="list-style-type: none"> LAST GAME RETURNING: 1 ret, 11 yds vs. Charlotte (9/9/17) A 2016 Honorable Mention All-Big 12 performer as a kick/punt returner. Had a 75-yd PR TD vs. FAU, the 2nd-longest in the Big 12 in 2016. 	<table border="1"> <thead> <tr> <th>Year</th> <th>Ret.</th> <th>Yds.</th> <th>Avg.</th> <th>TD</th> <th>LG</th> </tr> </thead> <tbody> <tr> <td>2017</td> <td>1</td> <td>11</td> <td>11.0</td> <td>0</td> <td>11</td> </tr> <tr> <td>CAR</td> <td>34</td> <td>318</td> <td>9.4</td> <td>1</td> <td>75</td> </tr> <tr> <td colspan="6">Car. Highs: Ret: 4; Yds: 75; TD: 1</td> </tr> </tbody> </table>	Year	Ret.	Yds.	Avg.	TD	LG	2017	1	11	11.0	0	11	CAR	34	318	9.4	1	75	Car. Highs: Ret: 4; Yds: 75; TD: 1					
	Year	Ret.	Yds.	Avg.	TD	LG																						
2017	1	11	11.0	0	11																							
CAR	34	318	9.4	1	75																							
Car. Highs: Ret: 4; Yds: 75; TD: 1																												
		#9 Byron Pringle 6-2, 205, Jr.-1L Tampa, Fla. (Butler CC)	<ul style="list-style-type: none"> LAST GAME RETURNING: 1 ret, -8 yds at TCU (12/3/16) Ranked 4th in Big 12 in league-only all-purpose yds/gm at 116.1. Had a 43-yd ret vs. Missouri State en route to Big 12 ST Player of the Week honors. 	<table border="1"> <thead> <tr> <th>Year</th> <th>Ret.</th> <th>Yds.</th> <th>Avg.</th> <th>TD</th> <th>LG</th> </tr> </thead> <tbody> <tr> <td>2017</td> <td>0</td> <td>0</td> <td>0.0</td> <td>0</td> <td>0</td> </tr> <tr> <td>CAR</td> <td>8</td> <td>62</td> <td>7.8</td> <td>0</td> <td>43</td> </tr> <tr> <td colspan="6">Car. Highs: Ret: 3; Yds: 43</td> </tr> </tbody> </table>	Year	Ret.	Yds.	Avg.	TD	LG	2017	0	0	0.0	0	0	CAR	8	62	7.8	0	43	Car. Highs: Ret: 3; Yds: 43					
Year	Ret.	Yds.	Avg.	TD	LG																							
2017	0	0	0.0	0	0																							
CAR	8	62	7.8	0	43																							
Car. Highs: Ret: 3; Yds: 43																												

IN-SEASON BIRTHDAYS

Several Wildcats celebrate their birthdays during the 2017 regular season season. Below is a list of those players in addition to the game days for reference.

AUGUST

- 28 – Kendall Adams (1995)
- 28 – Devin Anctil (1996)

SEPTEMBER

- 2 – CENTRAL ARKANSAS
- 5 – Tyler Burgason (1998)
- 5 – Tyler Burns (1996)
- 8 – Matthew McCrane (1994)
- 9 – CHARLOTTE
- 10 – Drew Wiley (1998)
- 13 – Ray Price (1994)
- 13 – Chabastin Taylor (1998)
- 16 – AT VANDERBILT
- 18 – Landry Weber (1998)

- 19 – Ryan Henington (1998)
- 30 – BAYLOR
- 30 – Chase Johnston (1996)

OCTOBER

- 7 – AT TEXAS
- 7 – Konnor Cook (1994)
- 7 – Tom Killilea (1997)
- 8 – Duke Shelley (1996)
- 9 – Winston Dimel (1995)
- 9 – Blaise Gammon (1996)
- 11 – Carlos Strickland II (1996)
- 13 – Dalton Schoen (1996)
- 14 – TCU
- 14 – Gervarius Owens (1998)

- 17 – Ben Adler (1998)
- 21 – OKLAHOMA
- 22 – Trace Kochevar (1997)
- 23 – Alex Delton (1996)
- 23 – Osvelt Joseph (1994)
- 27 – Alex Barnes (1996)
- 28 – AT KANSAS
- 31 – Cornelius Ruff IV (1998)

NOVEMBER

- 4 – AT TEXAS TECH
- 4 – Bronson Massie (1997)
- 8 – Glenn Williams (1996)
- 11 – WEST VIRGINIA
- 11 – D.J. Reed (1996)

- 11 – Tanner Wood (1994)
- 11 – Harrison Creed (1998)
- 12 – Anthony Payne (1998)
- 14 – Mitch Copeland (1995)
- 14 – Dalvin Warmack (1995)
- 17 – Byron Pringle (1993)
- 18 – AT OKLAHOMA STATE
- 19 – Trent Tanking (1994)
- 19 – Bill Kuduk (1998)
- 23 – Eli Walker (1997)
- 25 – IOWA STATE

PRONUNCIATIONS

PLAYERS

- Devin ANCTIL _____ ANK-tul
- Nick AST _____ AUH-st
- Winston DIMEL _____ DIM-ul
- Trey DISHON _____ dish-AWN
- TEVITA FEHOKO _____ tey-VEE-tey fee-HO-ko
- Scott FRANTZ _____ FRANCE
- OSVELT Joseph _____ AHZ-velt
- Tom KILLILEA _____ KILL-ah-lay
- Trace KOCHVAR _____ COACH-uh-var
- Mitch LOCHBIHLER _____ LOCK-bee-lur
- BREONTAE Matthews _____ bree-ON-tay
- CRE Moore _____ CREE

- Reid NAJVAR _____ NYE-vuhr
- GERVARRIUS Owens _____ ger-VARR-ee-is
- Da'Quan PATTON _____ DAY-quan
- Zach REUTER _____ ROY-ter
- Dalton RISNER _____ RISE-ner
- Dalton SCHOEN _____ SHOWN
- CHABASTIN Taylor _____ chuh-BASS-tin

COACHES

- Dana DIMEL _____ DIM-ul
- Jon FABRIS _____ FAB-riss
- Blake SEILER _____ SYE-lur



Isaiah HARRIS
WR • 5-8 • 166 • So.-1L
 Fort Worth, Texas
 (All Saints Episcopal)

2

- Recorded first career 100-yd game vs. UCA, teaming with **Byron Pringle** to give K-State two 100-yd receivers in a game for the first time since 2015 Alamo Bowl (after 2014 season).
- Played in 5 games as a true freshman in 2016.
- HS teammate of current Wildcat DB **Kendall Adams**.

HARRIS' GAME-BY-GAME STATS

Date	Opponent	No	Yds	TD	LG
9/17/16	FAU	6	46	0	10
11/5/16	OKLAHOMA STATE	1	-1	0	0
12/3/16	at TCU	3	33	0	19
9/2/17	CENTRAL ARKANSAS	3	118	1	69
9/9/17	CHARLOTTE	2	20	0	13

Bold Italics denotes career high

HARRIS' CAREER STATS

YEAR	G/S	NO	YDS	AVG	TD	LG
2016	5/0	10	78	7.8	0	19
2017	2/0	5	138	27.6	1	69
TOTAL	7/0	15	216	14.4	1	69



D.J. REED
DB • 5-9 • 188 • Jr.-1L
 Bakersfield, Calif.
 (Cerritos College)

2

- A member of the 2017 Bednarik, Nagurski and Thorpe award watch lists who is also a Preseason All-Big 12 honoree.
- Also named a Preseason All-American by *Athlon* and Phil Steele.
- Returned the 2017 season-opening kickoff 96 yds to set up K-State's first TD.
- Named Big 12 Special Teams Player of the Week after carding a 62-yard punt-return TD on his first-career attempt vs. UCA, the first Wildcat to score on their first-career return since **Thomas Randolph** vs. New Mexico State in 1993.
- Also had an INT against the Bears, becoming first Wildcat with a non-blocked punt-return TD and an INT in the same game since **Terence Newman** vs. Missouri in 2002.
- Ranks 5th in nation in KOR avg through two weeks of 2017.
- The 2016 Big 12 Defensive Newcomer of the Year after leading the league and tying for 5th nationally with 19 PD – including 3 INTs – and tying for 2nd on the team with 75 tackles.
- Has only returned kickoffs over the last 5 games.
- Community-college teammate of current Wildcat DB **Eli Walker** and DT **Ray Price**.
- Voted a team captain for the 2017 season.

REED'S GAME-BY-GAME STATS

Date	Opponent	UA-AT-TT	TFL	SACK	INT	PD	F/R
9/17/16	FAU	3-0-3	0.0-0	0.0-0	1	2	0/0
9/24/16	MISSOURI ST.*	1-0-1	0.0-0	0.0-0	0	1	0/0
10/1/16	at West Virginia	5-0-5	0.0-0	0.0-0	0	1	0/0
10/8/16	TEXAS TECH	7-0-7	0.0-0	0.0-0	1	2	0/0
10/15/16	at Oklahoma	4-1-5	0.0-0	0.0-0	0	0	1/0
10/22/16	TEXAS	4-0-4	0.0-0	0.0-0	0	2	0/0
10/29/16	at Iowa State	11-3-14	0.0-0	0.0-0	0	1	0/0
11/5/16	OKLAHOMA ST.	7-0-7	0.0-0	0.0-0	1	2	0/0
11/19/16	at Baylor	4-3-7	0.5-1	0.0-0	0	4	0/0
11/26/16	KANSAS	5-0-5	0.0-0	0.0-0	0	3	1/0
12/3/16	at TCU	5-3-8	0.0-0	0.0-0	0	0	0/0
12/28/16	vs. Texas A&M	6-3-9	0.0-0	0.0-0	0	1	0/0
9/2/17	C. ARKANSAS	7-0-7	1.0-1	0.0-0	1	1	0/0
9/9/17	CHARLOTTE	3-0-3	1.0-1	0.0-0	0	0	0/0

Bold Italics denotes career high; *Weather-shortened game (one half)

REED'S GAME-BY-GAME KOR

Date	Opponent	No	Yds	TD	LG
11/19/16	at Baylor	2	84	0	76
11/26/16	KANSAS	1	21	0	21
12/3/16	at TCU	3	70	0	30
12/28/16	vs. Texas A&M	3	80	0	31
9/2/17	CENTRAL ARKANSAS	2	119	0	96
9/9/17	CHARLOTTE	1	17	0	17

Bold Italics denotes career high

REED'S GAME-BY-GAME PR

Date	Opponent	No	Yds	TD	LG
9/2/17	CENTRAL ARKANSAS	1	62	1	62
9/9/17	CHARLOTTE	1	12	0	12

Bold Italics denotes career high

REED'S CAREER DEFENSIVE STATS

Year	G/S	UA-AT-TT	TFL	SACK	INT	PD	F/R
2016	13/12	62-13-75	0.5-1	0.0-0	3	19	2/0
2017	2/2	10-0-10	2.0-2	0.0-0	1	1	0/0
TOTAL	15/14	72-13-85	2.5-3	0.0-0	4	20	2/0

REED'S CAREER KOR STATS

Year	G	No	Yds	Avg	TD	Lg
2016	13	9	255	28.3	0	76
2017	2	3	136	45.3	0	96
TOTAL	15	12	391	32.6	0	96

REED'S CAREER PR STATS

Year	G	No	Yds	Avg	TD	Lg
2017	2	2	74	37.0	1	62
TOTAL	15	2	74	37.0	1	62



Dalvin WARMACK
RB • 5-8 • 187 • Jr.-2L
 Blue Springs, Mo.
 (Blue Springs)

3

- A shifty and elusive player who has shown flashes over the past 2 seasons.
- Carded first-career TD run vs. UCA and came back with another against Charlotte.
- Registered 147 more yds on 29 more attempts from his freshman to sophomore seasons.

WARMACK'S GAME-BY-GAME RUSHING

Date	Opponent	No	Yds	TD	LG
9/12/15	at UTSA	5	40	0	22
11/28/15	at Kansas	4	16	0	8
12/5/15	WEST VIRGINIA	1	0	0	0
1/2/16	vs. Arkansas	2	8	0	8
9/2/16	at Stanford	1	7	0	7
9/17/16	FAU	8	90	0	43
9/24/16	MISSOURI STATE*	2	-1	0	5
10/1/16	at West Virginia	8	35	0	18
10/8/16	TEXAS TECH	8	21	0	8
10/15/16	at Oklahoma	1	4	0	4
10/22/16	TEXAS	1	-2	0	0
11/5/16	OKLAHOMA STATE	3	8	0	6
11/26/16	KANSAS	5	43	0	36
12/3/16	at TCU	3	3	0	2
12/28/16	vs. Texas A&M	1	3	0	3
9/2/17	CENTRAL ARKANSAS	4	33	1	18
9/9/17	CHARLOTTE	7	43	1	13

Bold Italics denotes career high; *Weather-shortened game (one half)

WARMACK'S GAME-BY-GAME RECEIVING

Date	Opponent	No	Yds	TD	LG
1/2/16	vs. Arkansas	2	27	0	16
9/2/16	at Stanford	1	13	0	13
9/24/16	MISSOURI STATE*	1	3	0	3

Bold Italics denotes career high; *Weather-shortened game (one half)

WARMACK'S CAREER RUSHING STATS

YEAR	G/S	NO	YDS	AVG	TD	LG
2015	9/0	12	64	5.3	0	22
2016	11/0	41	211	5.1	0	43
2017	2/0	11	76	6.9	2	18
TOTAL	22/0	64	351	5.5	2	43

WARMACK'S CAREER RECEIVING STATS

YEAR	G/S	NO	YDS	AVG	TD	LG
2015	9/0	2	27	13.5	0	16
2016	11/0	2	16	8.0	0	13
TOTAL	22/0	4	43	10.8	0	16



Dominique HEATH
WR • 5-9 • 175 • Jr.-2L
 Huntersville, N.C.
 (Hopewell)

4

- An integral part of the offense and special teams over the last 2 years, including his sophomore season when he earned Honorable Mention All-Big 12 honors as a returner.
- Stands 225 receiving yds shy of becoming the school's 30th career 1,000-yd receiver.
- Tied for 3rd in school history among sophomores in catches.
- Paced the squad with 12 catches that went for third-down conversions in 2016.

HEATH'S GAME-BY-GAME RECEIVING

Date	Opponent	No	Yds	TD	LG
9/5/15	SOUTH DAKOTA	3	54	0	43
9/12/15	at UTSA	3	25	0	10
9/19/15	LOUISIANA TECH	2	42	1	22
10/3/15	at Oklahoma State	3	49	0	36
10/10/15	TCU	3	26	0	10
10/17/15	OKLAHOMA	1	-4	0	0
10/24/15	at Texas	2	23	1	16
11/5/15	BAYLOR	1	3	0	3
11/14/15	at Texas Tech	4	49	1	24
11/21/15	IOWA STATE	5	31	0	13
1/2/16	vs. Arkansas	1	15	0	15
9/2/16	at Stanford	4	65	0	44
9/17/16	FAU	3	40	1	20
9/24/16	MISSOURI STATE*	1	9	1	9
10/1/16	at West Virginia	2	35	0	26
10/8/16	TEXAS TECH	2	21	0	11
10/15/16	at Oklahoma	7	101	1	54
10/22/16	TEXAS	7	41	0	9
10/29/16	at Iowa State	9	46	0	13
11/5/16	OKLAHOMA STATE	4	48	0	32
11/19/16	at Baylor	2	7	0	8
12/28/16	vs. Texas A&M	4	25	0	12
9/9/17	CHARLOTTE	3	24	0	14

Bold Italics denotes career high; *Weather-shortened game (one half)

HEATH'S GAME-BY-GAME PUNT RET.

Date	Opponent	No	Yds	TD	LG
9/5/15	SOUTH DAKOTA	3	52	0	31
9/12/15	at UTSA	3	1	0	2
9/19/15	LOUISIANA TECH	2	25	0	58
10/10/15	TCU	2	18	0	18
10/17/15	OKLAHOMA	1	0	0	0
10/24/15	at Texas	1	11	0	11
11/5/15	BAYLOR	1	0	0	0
11/14/15	at Texas Tech	2	34	0	22
11/28/15	at Kansas	1	15	0	15
12/5/15	WEST VIRGINIA	4	-7	0	3
1/2/16	vs. Arkansas	1	3	0	3
9/2/16	at Stanford	1	18	0	18
9/17/16	FAU	1	75	1	75
9/24/16	MISSOURI STATE*	3	18	0	13
10/1/16	at West Virginia	1	0	0	0
10/15/16	at Oklahoma	1	0	0	0
10/22/16	TEXAS	1	12	0	12
11/19/16	at Baylor	1	5	0	5
11/26/16	KANSAS	1	16	0	16
12/3/16	at TCU	2	11	0	8
9/9/17	CHARLOTTE	1	11	0	11

Bold Italics denotes career high; *Weather-shortened game (one half)

HEATH'S CAREER RECEIVING STATS

Year	G/S	No	Yds	Avg	TD	Lg
2015	13/4	28	313	11.2	3	43
2016	13/0	45	438	9.7	3	54
2017	1/1	3	24	8.0	0	14
TOTAL	27/5	76	775	10.2	6	54

HEATH'S CAREER PUNT RETURN STATS

Year	G	No	Yds	Avg	TD	Lg
2015	13	21	152	7.2	0	58
2016	13	12	155	12.9	1	75
2017	1	1	11	11.0	0	11
TOTAL	27	34	318	9.4	1	75



Isaiah ZUBER
WR • 6-0 • 182 • So.-1L
Stone Mountain, Ga.
(Stephenson) **7**

- An athletic WR who has played in each of the last 15 games, including starts in the first 2 games of 2017.
- Earned Big 12 All-Freshman honors from *Athlon* in 2016.
- Logged 5th most among FR in school history in 2016.
- Has TD catches in each of the last two season-openers, the first Wildcat to do so since **Tyler Lockett** in 2013 and 2014.

ZUBER'S GAME-BY-GAME RECEIVING

Date	Opponent	No	Yds	TD	Lg
9/2/16	at Stanford	3	34	1	15
10/1/16	at West Virginia	2	29	0	16
10/8/16	TEXAS TECH	3	35	1	16
10/15/16	at Oklahoma	2	14	0	13
10/22/16	TEXAS	2	9	0	7
10/29/16	at Iowa State	1	7	0	7
11/5/16	OKLAHOMA STATE	4	20	0	9
11/19/16	at Baylor	4	32	0	20
12/28/16	vs. Texas A&M	3	12	0	5
9/2/17	CENTRAL ARKANSAS	2	19	1	11
9/9/17	CHARLOTTE	7	73	0	15

Bold Italics denotes career high

ZUBER'S CAREER RECEIVING STATS

Year	G/S	No	Yds	Avg	TD	Lg
2016	13/0	24	192	8.0	2	20
2017	2/2	9	92	10.2	1	15
TOTAL	15/2	33	284	8.6	3	20



Duke SHELLEY
DB • 5-9 • 178 • Jr.-2L
Tucker, Ga.
(Tucker) **8**

- Has started 19 games over the last 2-plus seasons.
- Notched first-career sack in season opener vs. UCA.
- Carded 3 INTs last year, ranking 7th in the Big 12.
- All 3 picks came vs. Big 12 foes as he ranked 4th in the league in conference-only games.
- Tallied a 29-yd pick-six vs. Oklahoma State.
- Was on the preseason watch list for the 2016 Nagurski Trophy.
- HS teammate of Wildcat LBs **Justin Hughes** and **Elijah Sullivan**.

SHELLEY'S GAME-BY-GAME STATS

Date	Opponent	UA-AT-TT	TFL	SACK	INT	PD	F/R
10/10/15	TCU	1-0-1	0.0-0	0.0-0	0	0	0/0
10/17/15	OKLAHOMA	6-0-6	0.0-0	0.0-0	0	2	0/0
10/24/15	at Texas	2-0-2	1.0-3	0.0-0	0	0	0/0
11/5/15	BAYLOR	5-0-5	0.0-0	0.0-0	0	1	0/0
11/14/15	at Texas Tech	7-0-7	0.0-0	0.0-0	0	0	0/0
11/21/15	IOWA STATE	3-0-3	0.0-0	0.0-0	0	0	0/1
11/28/15	at Kansas	3-0-3	0.0-0	0.0-0	0	0	0/0
12/5/15	WEST VIRGINIA	1-0-1	0.0-0	0.0-0	0	4	0/0
9/2/16	at Stanford	2-3-5	0.0-0	0.0-0	0	0	0/0
9/17/16	FAU	7-0-7	1.0-1	0.0-0	0	0	0/0
10/1/16	at West Virginia	3-1-4	0.0-0	0.0-0	0	1	0/0
10/8/16	TEXAS TECH	9-0-9	0.0-0	0.0-0	0	1	0/0
10/15/16	at Oklahoma	3-2-5	0.0-0	0.0-0	1	1	0/0
10/22/16	TEXAS	2-0-2	0.0-0	0.0-0	0	0	0/0
10/29/16	at Iowa State	3-2-5	0.0-0	0.0-0	1	2	0/0
11/5/16	OKLAHOMA ST.	3-0-3	0.0-0	0.0-0	1	1	0/0
11/19/16	at Baylor	8-0-8	0.0-0	0.0-0	0	0	0/0
12/28/16	vs. Texas A&M	0-0-0	0.0-0	0.0-0	0	1	0/0
9/2/17	C. ARKANSAS	6-0-6	1.0-5	1.0-5	0	1	0/0

Bold Italics denotes career high

SHELLEY'S CAREER STATS

Year	G/S	UA-AT-TT	TFL	SACK	INT	PD	F/R
2015	8/8	28-0-28	1.0-3	0.0-0	0	7	0/1
2016	11/10	40-8-48	1.0-1	0.0-0	3	7	0/0
2017	1/1	6-0-6	1.0-5	1.0-5	0	1	0/0
TOTAL	20/19	74-8-82	3.0-9	1.0-5	3	15	0/1



Byron PRINGLE
WR • 6-2 • 205 • Jr.-1L
Tampa, Fla.
(Butler CC) **9**

- A member of the 2017 Paul Hornung Award watch list as the most versatile player in college football.
- Currently ranks 5th in school history in career kickoff-return average, while he is 154 yds shy of entering the top-10 list for career kickoff-return yds.
- Also stands 248 receiving yds away from becoming the school's 30th career 1,000-yd receiver.
- Riding a streak of 3-straight 100-yd games, tied for the 3rd longest streak by a Wildcat, while it is the longest since **Tyler Lockett** ended his career in 2014 with 5-straight.
- Averaged 40.3 yds/catch vs. UCA, the 3rd-highest mark in school history among players with at least 3 receptions.
- Teamed with **Isaiah Harris** vs. UCA to give the Wildcats a pair of 100-yard receivers in a game for the first time since the 2015 Alamo Bowl following the 2014 season.
- Earned First Team All-Big 12 honors a returner in 2016.
- It marked the 11th-straight year a Wildcat returner has earned all-conference accolades, including the 6th time in the last 8 years they had a first-team honoree.
- Led the Big 12 and ranked 7th nationally with a 28.7-yard in KOR avg, a mark that ranked 9th in school history.
- Totaled 159 KOR yds vs. Texas Tech en route to Big 12 Special Teams Player of the Week accolades.
- Ranked 9th in the Big 12 in all-purpose yards game (104.9), including a 116.1-yard mark in league games to finish 4th.
- Was also an Honorable Mention All-Big 12 pick as a WR.

PRINGLE'S GAME-BY-GAME RECEIVING

Date	Opponent	No	Yds	TD	Lg
9/2/16	at Stanford	1	14	0	14
9/17/16	FAU	1	36	0	36
9/24/16	MISSOURI STATE*	2	30	1	19
10/1/16	at West Virginia	4	61	0	19
10/8/16	TEXAS TECH	2	26	0	16
10/15/16	at Oklahoma	3	43	0	26
10/22/16	TEXAS	4	42	1	14
10/29/16	at Iowa State	2	14	0	13
11/5/16	OKLAHOMA STATE	1	9	0	9
11/19/16	at Baylor	5	46	0	19
11/26/16	KANSAS	5	77	0	18
12/3/16	at TCU	6	126	1	83
12/28/16	vs. Texas A&M	3	107	1	79
9/2/17	CENTRAL ARKANSAS	3	121	1	55

Bold Italics denotes career high; *Weather-shortened game (one half)

PRINGLE'S GAME-BY-GAME KOR

Date	Opponent	No	Yds	TD	Lg
9/2/16	at Stanford	2	45	0	26
9/24/16	MISSOURI STATE*	1	35	0	35
10/1/16	at West Virginia	3	101	0	58
10/8/16	TEXAS TECH	4	159	1	99
10/15/16	at Oklahoma	4	102	0	59
10/22/16	TEXAS	2	46	0	31
10/29/16	at Iowa State	2	29	0	18
11/5/16	OKLAHOMA STATE	5	142	0	38
9/2/17	CENTRAL ARKANSAS	2	33	0	23

Bold Italics denotes career high; *Weather-shortened game (one half)

PRINGLE'S GAME-BY-GAME PUNT RET.

Date	Opponent	No	Yds	TD	Lg
9/2/16	at Stanford	1	5	0	5
9/17/16	FAU	3	4	0	4
9/24/16	MISSOURI STATE*	1	43	0	43
10/29/16	at Iowa State	1	0	0	0
11/26/16	KANSAS	1	18	0	18
12/3/16	at TCU	1	-8	0	0

Bold Italics denotes career high; *Weather-shortened game (one half)

PRINGLE'S CAREER RECEIVING STATS

Year	G/S	NO	YDS	AVG	TD	LG
2016	13/13	39	631	16.2	4	83
2017	1/0	3	121	40.3	1	55
TOTAL	14/13	42	752	17.9	5	83

PRINGLE'S CAREER KOR STATS

Year	G	No	Yds	Avg	TD	Lg
2016	13	23	659	28.7	1	99
2017	1	2	33	16.5	0	23
TOTAL	14	25	692	27.7	1	99

PRINGLE'S CAREER PUNT RET. STATS

Year	G	No	Yds	Avg	TD	Lg
2016	13	8	62	7.8	0	43
TOTAL	14	8	62	7.8	0	43



Skylar THOMPSON
QB • 6-2 • 209 • Fr.-RS
Independence, Mo.
(Fort Osage) **10**

- Led team with 49 rushing yards in season opener vs. UCA.
- Redshirted the 2016 season when he was a co-winner of the team's Red Raider Award as the top contributor on scout team.
- Regarded as one of the top 250 players in the Class of 2016 by Rivals.com, while the website also rated him the 7th best dual-threat QB in the nation and the No. 2 prospect in the state of Missouri.
- The 2015 Missouri Gatorade Player of the Year and Simone Award winner as the most outstanding football player in the Kansas City metro area.

THOMPSON'S GAME-BY-GAME RUSHING

Date	Opponent	No	Yds	TD	Lg
9/2/17	CENTRAL ARKANSAS	3	49	0	30
9/9/17	CHARLOTTE	2	9	0	9

Bold Italics denotes career high

THOMPSON'S GAME-BY-GAME PASSING

Date	Opponent	C-A-I	Yds	TD	LG
9/9/17	CHARLOTTE	1-2-0	11	0	11

Bold Italics denotes career high

THOMPSON'S CAREER RUSHING STATS

Year	G/S	NO	YDS	AVG	TD	LG
2016	2/0	5	58	11.6	0	30
TOTAL	2/0	5	58	11.6	0	30



Nick WALSH
P • 5-11 • 207 • Sr.-3L
Lyndon, Kan.
(Lyndon) **14**

- A former walk-on who has been the primary punter over the last 3 seasons.
- Currently ranks 6th in school history in career punting avg, while he is 7th in both yds and attempts.
- Average as a junior ranked 6th in school history, 2nd in the Big 12 and 32nd nationally.
- Tallied a career-high 4 games with a 45-yard or better avg in 2016, including a career-best 50.3-yd avg vs. Texas Tech.
- A 2016 candidate for the Ray Guy Award and Burlsworth Trophy as the nation's best player that began their career as a walk-on.

WALSH'S GAME-BY-GAME PUNTING

Date	Opponent	No	Yds	Avg	LG
9/6/14	at Iowa State	4	186	46.5	52
9/18/14	AUBURN	3	136	45.3	56
9/27/14	UTEP	2	89	44.5	48
10/4/14	TEXAS TECH	2	70	35.0	43
10/18/14	at Oklahoma	5	194	38.8	51
10/25/14	TEXAS	4	164	41.0	52
11/1/14	OKLAHOMA STATE	3	110	36.7	40
11/8/14	at TCU	9	341	37.9	55
11/20/14	at West Virginia	4	167	41.8	45
11/29/14	KANSAS	1	32	32.0	32
12/6/14	at Baylor	3	130	43.3	59
1/2/15	vs. UCLA	4	197	49.2	54
9/5/15	SOUTH DAKOTA	4	179	44.8	53
9/12/15	at UTSA	4	147	36.8	40
9/19/15	LOUISIANA TECH	4	151	37.8	55
10/3/15	at Oklahoma State	6	285	47.5	53
10/10/15	TCU	5	218	43.6	63
10/17/15	OKLAHOMA	7	276	39.4	52
10/24/15	at Texas	7	283	40.4	58
11/5/15	BAYLOR	3	107	35.7	45
11/14/15	at Texas Tech	7	302	43.1	51
11/21/15	IOWA STATE	3	116	38.7	46
11/28/15	at Kansas	2	85	42.5	43
12/5/15	WEST VIRGINIA	11	466	42.4	62
1/2/16	vs. Arkansas	4	173	43.2	52
9/2/16	at Stanford	3	146	48.7	51
9/17/16	FAU	4	176	44.0	54
9/24/16	MISSOURI STATE*	2	69	34.5	39
10/1/16	at West Virginia	5	207	41.4	50
10/8/16	TEXAS TECH	3	151	50.3	58
10/15/16	at Oklahoma	5	214	42.8	49
10/22/16	TEXAS	3	99	33.0	35
10/29/16	at Iowa State	1	49	49.0	49
11/5/16	OKLAHOMA STATE	5	226	45.2	56
11/19/16	at Baylor	4	168	42.0	51
11/26/16	KANSAS	4	166	41.5	48
12/3/16	at TCU	6	255	42.5	49
12/28/16	vs. Texas A&M	4	170	42.5	49
9/9/17	CHARLOTTE	2	80	40.0	49

Bold Italics denotes career high; *Weather-shortened game (one half)

WALSH'S CAREER STATS

Year	G	No	Yds	Avg	Lg	i20
2014	12	44	1,816	41.3	59	15
2015	13	67	2,788	41.6	63	15
2016	13	49	2,096	42.8	58	16
2017	1	2	80	40.0	49	1
TOTAL	39	162	6,780	41.9	63	47



Jesse ERTZ
QB • 6-3 • 212 • Sr.-2L
 Burlington, Iowa
 (Mediapolis)

16

- A member of the 2017 Maxwell, Davey O'Brien and Johnny Unitas Golden Arm award watch lists.
- Current K-State career record for lowest INT percentage (1.32 percent), while he ranks 4th in 100-yd rushing games among QBs (3) and 4th in career rushing yds among QBs.
- Has not thrown an INT in the last 24 quarters.
- Ranks 4th in the nation in pass eff. (220.0), 4th in yds/comp (19.65), and 2nd in yds/att (13.81).
- Broke single-gm school record for passing eff. vs. UCA at 319.8, bettering the 300.9 mark held by **Allen Webb** vs. N. Texas in 2005.
- Also tied single-game school record for TD passes vs. UCA (16 other times), while he is one of two to accomplish feat in a season opener (**Michael Bishop** vs. Northern Illinois in 1997.).
- His 333 passing yds vs. UCA were a career high and the most ever by a Wildcat in a season opener.
- Was on the front end of 3 TD passes of at least 50 yds vs. UCA, the first by a Wildcat under **Bill Snyder**.
- Held a 3-gm streak of having a 70-yd TD pass, the longest under Snyder.
- Currently ranks 17th in school history in career passing yds.
- One of 3 QBs in school history to rush for 1,000 yds and pass

- for 1,500 yds, while he was one of 4 in the nation to do so in 2016.
- Recorded the school's 15th 1,000-yd rushing season in 2016 and finished 3rd among QBs in single-season rushing yds.
- The 3rd-fastest player in school history to reach 1,000 rushing yds as he did so on his 175th carry of 2016.
- Tops among Big 12 QBs by rushing for 77.8 yds per game in 2016, a mark that ranked 6th nationally among signal callers.
- 2016 Texas Bowl MVP.
- Voted a team captain for the 2017 season.

ERTZ'S GAME-BY-GAME PASSING

Date	Opponent	C-A-I	Yds	TD	LG
9/2/16	at Stanford	16-34-1	207	1	44
9/17/16	FAU	8-13-0	117	1	36
9/24/16	MISSOURI STATE*	7-8-0	94	2	20
10/1/16	at West Virginia	10-30- 1	166	0	37
10/8/16	TEXAS TECH	10-20-0	104	1	16
10/15/16	at Oklahoma	8-14-0	68	0	13
10/22/16	TEXAS	20-27-1	171	1	31
10/29/16	at Iowa State	18-28-0	151	1	22
11/5/16	OKLAHOMA STATE	12-18- 1	87	0	32
11/19/16	at Baylor	16-25-0	177	0	37
11/26/16	KANSAS	4-6-0	59	0	18
12/3/16	at TCU	9-21-0	159	1	83
12/28/16	vs. Texas A&M	14-20-0	195	1	79
9/2/17	CENTRAL ARKANSAS	10-16-0	333	4	70
9/9/17	CHARLOTTE	16-21-0	178	0	29

Bold Italics denotes career high; *Weather-shortened game (one half)

ERTZ'S GAME-BY-GAME RUSHING

Date	Opponent	No	Yds	TD	LG
8/30/14	STEPHEN F. AUSTIN	1	0	0	0
9/27/14	UTEP	1	6	0	6
11/1/14	OKLAHOMA STATE	3	26	0	20
11/29/14	KANSAS	2	14	0	12
9/5/15	SOUTH DAKOTA	1	5	0	5
9/2/16	at Stanford	13	20	0	19
9/17/16	FAU	9	40	1	12
9/24/16	MISSOURI STATE*	3	85	0	40
10/1/16	at West Virginia	12	25	1	20
10/8/16	TEXAS TECH	10	83	1	27
10/15/16	at Oklahoma	7	40	1	20
10/22/16	TEXAS	18	78	2	19
10/29/16	at Iowa State	9	106	0	54
11/5/16	OKLAHOMA STATE	30	153	3	25
11/19/16	at Baylor	17	46	0	40
11/26/16	KANSAS	12	99	0	34
12/3/16	at TCU	19	170	1	32
12/28/16	vs. Texas A&M	24	67	2	20
9/2/17	CENTRAL ARKANSAS	7	35	0	13
9/9/17	CHARLOTTE	13	76	1	35

Bold Italics denotes career high; *Weather-shortened game (one half)

ERTZ'S CAREER PASSING STATS

Year	G/S	C-A-I	Pct.	Yds	TD	Lg	Eff.
2016	13/13	152-264-4	57.6	1,755	9	83	121.6
2017	2/2	26-37-0	70.3	511	4	70	222.0
TOTAL	20/16	178-301-4	59.1	2,266	13	83	134.0

ERTZ'S CAREER RUSHING STATS

Year	G/S	NO	YDS	AVG	TD	LG
2014	4/0	7	46	6.6	0	20
2015	1/1	1	5	5.0	0	5
2016	13/13	183	1,012	5.5	12	54
2017	2/2	20	111	5.6	1	35
TOTAL	20/16	211	1,174	5.6	13	54



Matthew McCRANE
PK • 5-10 • 165 • Sr.-3L
 Brownwood, Texas
 (Brownwood)

16

- A two-time All-Big 12 place kicker who currently ranks first in school history and is tied for 4th nationally among active players in career FG percentage.
- Ranks 10th nationally in FG/gm and 14th in scoring.
- Ranks 2nd in K-State history in career FGs made and is tied for 6th in extra points made.
- Has 218 career points to rank 8th in school history.

- Tied his career long with a 53-yd FG against UCA.
- Went 29-for-29 in extra points last year, tying the school record for single-season extra point percentage.
- True on his first 2 FGs in last year's opener at Stanford to set the school record for career consecutive FGs made at 16.

MCCRANE'S GAME-BY-GAME STATS

Date	Opponent	FGM-A	Sequence	XPM-A
8/30/14	STEPHEN F. AUSTIN	0-0		1-1
9/18/14	AUBURN	0-0		1-1
9/27/14	UTEP	1-1	(25)	7-7
10/4/14	TEXAS TECH	1-1	(27)	5-5
10/18/14	at Oklahoma	1-1	(27)	4-4
10/25/14	TEXAS	3-3	(19), (30), (38)	2-2
11/1/14	OKLAHOMA STATE	2-2	(37), (53)	6-6
11/8/14	at TCU	0-0		2-3
11/20/14	at West Virginia	4-5	(36), (44), (19), 22, (32)	2-2
11/29/14	KANSAS	2-2	(41), (52)	5-5
12/6/14	at Baylor	2-2	(24), (47)	3-3
1/2/15	vs. UCLA	2-2	(47), (29)	3-3
9/5/15	SOUTH DAKOTA	2-2	(23), (28)	4-4
9/12/15	at UTSA	0-0		1-1
11/28/15	at Kansas	1-1	(33)	5-5
12/5/15	WEST VIRGINIA	1-1	(40)	3-3
1/2/16	vs. Arkansas	3-3	(36), (21), (32)	2-2
9/2/16	at Stanford	2-3	(30), (30), 42	1-1
9/17/16	FAU	0-0		9-9
9/24/16	MISSOURI STATE*	0-1	42	5-5
10/1/16	at West Virginia	3-4	(37), (31), (22), 43	1-1
10/8/16	TEXAS TECH	3-3	(20), (25), (42)	5-5
10/15/16	at Oklahoma	1-1	(25)	2-2
10/22/16	TEXAS	1-1	(35)	3-3
10/29/16	at Iowa State	1-1	(23)	3-3
9/2/17	CENTRAL ARKANSAS	2-3	50, (53), (28)	7-7
9/9/17	CHARLOTTE	2-2	(22), (24)	6-6

() Indicates made FG

Bold Italics denotes career high; *Weather-shortened game (one half)

MCCRANE'S CAREER STATS

Year	FGM-A	PCT	1-19	20-29	30-39	40-49	50+
2014	18-19	94.7	2-2	5-6	5-5	4-4	2-2
2015	7-7	100.0	0-0	3-3	3-3	1-1	0-0
2016	11-14	78.6	0-0	5-5	5-5	1-4	0-0
2017	4-5	80.0	0-0	3-3	0-0	0-0	1-2
TOTAL	40-45	88.9	2-2	17-18	13-13	6-9	3-4



Denzel GOALSBY
DB • 5-11 • 192 • So.-1L
 Wichita, Kan.
 (Bishop Carroll)

20

- Transitioned from the offensive side of the ball to safety at the beginning of 2016 and has started each of the first 2 games of 2017.
- Played primarily on special teams in 2016, finishing second on the squad with 10 special teams tackles, including a team-best 5 on punt coverage.

GOALSBY'S GAME-BY-GAME STATS

Date	Opponent	UA-AT-TT	TFL	SACK	INT	PD	F/R
9/17/16	FAU	0-1-1	0.0-0	0.0-0	0	0	0/0
10/1/16	at West Virginia	1-0-1	0.0-0	0.0-0	0	0	0/0
10/15/16	at Oklahoma	0-1-1	0.0-0	0.0-0	0	0	0/0
10/29/16	at Iowa State	0-2-2	0.0-0	0.0-0	0	0	0/0
11/19/16	at Baylor	0-1-1	0.0-0	0.0-0	0	0	0/0
12/3/16	at TCU	0-4-4	0.0-0	0.0-0	0	0	0/0
12/28/16	vs. Texas A&M	1-0-1	0.0-0	0.0-0	0	0	0/0
9/2/17	C. ARKANSAS	7-0-7	1.0-4	1.0-4	0	0	0/1
9/9/17	CHARLOTTE	2-1-3	0.0-0	0.0-0	0	0	0/0

Bold Italics denotes career high

GOALSBY'S CAREER STATS

Year	G/S	UA-AT-TT	TFL	SACK	INT	PD	F/R
2016	13/0	2-9-11	0.0-0	0.0-0	0	0	0/0
2017	2/2	9-1-10	1.0-4	1.0-4	0	0	0/1
TOTAL	15/2	11-10-21	1.0-4	1.0-4	0	0	0/1



Kendall ADAMS **21**
DB • 6-1 • 221 • Jr.-2L
Fort Worth, Texas
(All Saints Episcopal)

- A veteran safety who has started 20 career games, including each of the last 19.
- Recorded a 30-yd interception return TD and a 46-yd fumble return TD vs. Charlotte en route to Big 12 Defensive Player of the Week honors.
- Was the first Wildcat with both an INT TD and a fumble recovery TD since **Dyshod Carter** vs. Missouri in 1999.
- Also just the third Big 12 player to ever accomplish the feat, joining Carter and Texas Tech's Paul McLendon (vs. North Texas, 2001).
- Leads the team in tackles and ranked 5th on the squad a year ago.
- HS teammate of current Wildcat WR **Isaiah Harris**.

ADAMS' GAME-BY-GAME STATS

Date	Opponent	UA-AT-TT	TFL	SACK	INT	PD	F/R
9/5/15	SOUTH DAKOTA	2-0-2	0.0-0	0.0-0	0	0	0/0
10/17/15	OKLAHOMA	1-1-2	0.0-0	0.0-0	0	0	0/0
10/24/15	at Texas	4-3-7	0.0-0	0.0-0	0	0	0/0
11/21/15	IOWA STATE	11-1-12	1.0-7	1.0-7	0	0	0/0
11/28/15	at Kansas	5-1-6	1.5-12	0.0-0	0	0	0/0
12/5/15	WEST VIRGINIA	6-0-6	0.0-0	0.0-0	0	0	0/0
1/2/16	vs. Arkansas	5-1-6	1.0-4	0.0-0	0	0	0/0
9/2/16	at Stanford	3-2-5	0.0-0	0.0-0	0	0	0/0
9/17/16	FAU	2-0-2	0.0-0	0.0-0	1	1	0/0
10/1/16	at West Virginia	2-0-2	0.0-0	0.0-0	0	0	0/1
10/8/16	TEXAS TECH	7-0-7	0.0-0	0.0-0	0	0	0/0
10/15/16	at Oklahoma	7-4-11	0.0-0	0.0-0	0	0	0/0
10/22/16	TEXAS	5-0-5	0.0-0	0.0-0	0	0	0/0
10/29/16	at Iowa State	1-2-3	0.0-0	0.0-0	0	0	0/0
11/5/16	OKLAHOMA ST.	2-0-2	0.0-0	0.0-0	0	1	0/0
11/19/16	at Baylor	3-4-7	0.0-0	0.0-0	0	0	0/0
11/26/16	KANSAS	6-0-6	0.0-0	0.0-0	0	0	0/0
12/3/16	at TCU	3-2-5	0.0-0	0.0-0	0	0	0/0
12/28/16	vs. Texas A&M	5-2-7	0.0-0	0.0-0	1	1	0/0
9/2/17	C. ARKANSAS	8-0-8	0.0-0	0.0-0	0	0	0/0
9/9/17	CHARLOTTE	4-1-5	0.0-0	0.0-0	1	1	0/1

Bold Italics denotes career high

ADAMS' CAREER STATS

Year	G/S	UA-AT-TT	TFL	SACK	INT	PD	F/R
2015	12/5	34-7-41	3.5-23	1.0-7	0	0	0/0
2016	13/13	46-16-62	0.0-0	0.0-0	2	3	0/1
2017	2/2	12-1-13	0.0-0	0.0-0	1	1	0/1
TOTAL	27/20	92-24-116	3.5-23	1.0-7	3	4	0/2



Cre MOORE **23**
DB • 6-0 • 184 • Sr.-2L
Broken Arrow, Okla.
(Broken Arrow)

- An athletic DB who has started at nickelback over the last 5 games.
- Picked off his first-career pass against Charlotte.
- Totalled 11 tackles in the last 3 games of 2016, including a career high 5 stops with 3.0 TFLs at TCU.

MOORE'S GAME-BY-GAME STATS

Date	Opponent	UA-AT-TT	TFL	SACK	INT	PD	F/R
11/26/16	KANSAS	2-0-2	0.0-0	0.0-0	0	0	0/0
12/3/16	at TCU	4-1-5	3.0-6	0.0-0	0	1	0/0
12/28/16	vs. Texas A&M	1-3-4	0.0-0	0.0-0	0	1	0/0
9/2/17	C. ARKANSAS	1-0-1	0.0-0	0.0-0	0	0	0/0
9/9/17	CHARLOTTE	2-1-3	0.0-0	0.0-0	1	1	0/0

Bold Italics denotes career high

MOORE'S CAREER STATS

Year	G/S	UA-AT-TT	TFL	SACK	INT	PD	F/R
2016	7/3	7-4-11	3.0-6	0.0-0	0	2	0/0
2017	2/2	3-1-4	0.0-0	0.0-0	1	1	0/0
TOTAL	17/5	10-5-15	3.0-6	0.0-0	1	3	0/0



Justin SILMON **32**
RB • 5-10 • 195 • Jr.-2L
Tulsa, Okla.
(Union)

- A former walk-on who is on the watch list for the 2017 Doak Walker Award as the nation's premier RB.
- Joined on the list by fellow Wildcat RB **Alex Barnes**, making K-State one of 6 teams in the nation with multiple honorees.
- Earned his first-career start last year at West Virginia.
- Finished 2016 season with 210 yds over final two games, which represented 45-percent of his season total.
- Ended 2016 regular season on a high note with 133 yds and 2 TDs at TCU.
- Teamed with **Jesse Ertz** (170 yds) to produce the Wildcats' first double 100-yard game since 2012, while it was tied for the 3rd-most combined yds in a double 100-yard game in school history.
- Also combined with Ertz and WR **Byron Pringle** (126 yds) to give the Wildcats their first game with two 100-yd rushers and a 100-yd receiver since 2003 (vs. California).
- Earned a scholarship after the 2015 season.

SILMON'S GAME-BY-GAME RUSHING

Date	Opponent	No	Yds	TD	LG
9/5/15	SOUTH DAKOTA	6	51	0	18
9/12/15	at UTSA	6	40	1	14
9/19/15	LOUISIANA TECH	24	119	0	25
10/3/15	at Oklahoma State	15	50	1	8
10/10/15	TCU	6	22	0	10
10/17/15	OKLAHOMA	3	3	0	4
10/24/15	at Texas	2	-2	0	3
11/5/15	BAYLOR	2	28	0	19
11/14/15	at Texas Tech	1	14	0	14
11/21/15	IOWA STATE	3	5	0	3
11/28/15	at Kansas	6	18	0	17
12/5/15	WEST VIRGINIA	3	5	0	3
1/2/16	vs. Arkansas	1	2	0	2
9/2/16	at Stanford	7	26	0	9
9/17/16	FAU	3	18	0	13
9/24/16	MISSOURI STATE*	3	19	0	12
10/1/16	at West Virginia	4	0	0	6
10/15/16	at Oklahoma	6	35	0	15
10/22/16	TEXAS	11	58	0	25
10/29/16	at Iowa State	9	54	1	12
11/5/16	OKLAHOMA STATE	5	29	0	24
11/19/16	at Baylor	4	11	0	5
11/26/16	KANSAS	2	4	0	6
12/3/16	at TCU	22	133	2	35
12/28/16	vs. Texas A&M	10	77	0	36

Bold Italics denotes career high; *Weather-shortened game (one half)

SILMON'S GAME-BY-GAME RECEIVING

Date	Opponent	No	Yds	TD	LG
9/19/15	LOUISIANA TECH	1	3	0	3
11/5/16	OKLAHOMA STATE	1	2	0	2

Bold Italics denotes career high

SILMON'S CAREER RUSHING STATS

YEAR	G/S	NO	YDS	AVG	TD	LG
2015	13/0	78	355	4.6	2	25
2016	12/1	86	464	5.4	3	36
TOTAL	25/1	164	819	5.0	5	36

SILMON'S CAREER RECEIVING STATS

YEAR	G/S	NO	YDS	AVG	TD	LG
2015	13/0	1	3	3.0	0	3
2016	12/1	1	2	2.0	0	2
TOTAL	25/1	2	5	2.5	0	3



Alex BARNES **34**
RB • 6-1 • 227 • So.-1L
Pittsburg, Kan.
(Pittsburg)

- On the watch list for the 2017 Doak Walker Award as the nation's premier RB.
- Joined on the list by fellow Wildcat RB **Justin Silmon**, making K-State one of 6 teams in the country with multiple honorees.
- Was just one yd shy of his 3rd career 100-yard game against Charlotte.
- Finished 2016 season ranked 2nd in school history in rushing yds and TDs by a FR.
- Tied for 10th nationally in rushing TDs among FR.
- His 7.89-yds per carry avg last year led the Big 12 and ranked first in school history among players with 50 or more att.
- Was the only player in the Big 12 with at least 50 attempts to not have a negative rush.
- His 4 rushing TDs at Baylor last year set the K-State FR single-game record and tied for 3rd overall in school history.
- Also had 129 yds against the Bears to rank 3rd in school history in rushing yds by a FR.
- Registered 103 yds the next week vs. KU, becoming the first FR in school history with consecutive 100-yd games.
- Led all returning Big 12 RBs in most yards after contact per attempt according to Pro Football Focus (3.86).
- Was tops in the Big 12 among returning RBs in Pro Football Focus' "Elusive Rating" at 96.4%, over 10% better than the player in second place.

BARNES' GAME-BY-GAME RUSHING

Date	Opponent	No	Yds	TD	LG
9/17/16	FAU	8	73	0	22
9/24/16	MISSOURI STATE*	1	5	0	5
10/15/16	at Oklahoma	1	6	0	6
10/22/16	TEXAS	4	17	0	6
10/29/16	at Iowa State	5	37	1	13
11/5/16	OKLAHOMA STATE	8	72	0	27
11/19/16	at Baylor	19	129	4	18
11/26/16	KANSAS	10	103	1	31
9/2/17	CENTRAL ARKANSAS	9	29	1	11
9/9/17	CHARLOTTE	16	99	1	20

Bold Italics denotes career high; *Weather-shortened game (one half)

BARNES' CAREER RUSHING STATS

Year	G/S	No	Yds	Avg	TD	Lg
2016	11/0	56	442	7.9	6	31
2017	2/2	25	128	5.1	2	20
TOTAL	13/2	81	570	7.0	8	31



Tanner WOOD
DE • 6-5 • 260 • Sr.-3L
 Conway Springs, Kan.
 (Conway Springs)

34

- Has played in 41 career games with starts vs. KU and TCU in 2016 as well as the first 2 games of 2017.
- Tied career high with 6 tackles last year at Baylor, a game in which he forced a fumble near the K-State goal line.
- Had 27 QB pressures last year according to Pro Football Focus, the second most among returning Big 12 DEs.
- Has earned First Team Academic All-Big 12 honors each of the last 3 seasons.

WOOD'S GAME-BY-GAME STATS

Date	Opponent	UA-AT-TT	TFL	SACK	INT	PD	F/R
8/30/14	STEPHEN F. AUSTIN	0-1-1	0.5-1	0.0-0	0	0	0/0
9/27/14	UTEP	1-0-1	0.0-0	0.0-0	0	0	0/0
9/5/15	SOUTH DAKOTA	2-1-3	1.0-7	1.0-7	0	0	0/0
9/12/15	at UTSA	0-1-1	0.0-0	0.0-0	0	0	0/0
9/19/15	LOUISIANA TECH	2-0-2	0.0-0	0.0-0	0	0	0/0
10/10/15	TCU	2-0-2	0.0-0	0.0-0	0	0	0/0
10/17/15	OKLAHOMA	5-1-6	1.5-3	0.0-0	0	0	0/0
10/24/15	at Texas	4-1-5	0.0-0	0.0-0	0	0	0/0
11/5/15	BAYLOR	0-1-1	0.5-2	0.5-2	0	1	0/0
11/14/15	at Texas Tech	3-2-5	0.5-4	0.5-4	0	0	0/0
11/21/15	IOWA STATE	2-0-2	0.0-0	0.0-0	0	0	0/0
11/28/15	at Kansas	3-1-4	0.5-1	0.0-0	0	0	0/0
12/5/15	WEST VIRGINIA	2-1-3	0.0-0	0.0-0	0	0	0/0
9/2/16	at Stanford	2-0-2	2.0-3	0.0-0	0	0	0/0
9/17/16	FAU	3-0-3	1.0-12	1.0-12	0	0	1/0
9/24/16	MISSOURI ST.*	1-0-1	0.0-0	0.0-0	0	0	0/0
10/1/16	at West Virginia	2-0-2	0.0-0	0.0-0	0	0	0/0
10/8/16	TEXAS TECH	1-1-2	0.0-0	0.0-0	0	0	0/0
10/15/16	at Oklahoma	1-2-3	0.5-2	0.0-0	0	0	0/0
10/22/16	TEXAS	4-0-4	0.0-0	0.0-0	0	0	0/0
10/29/16	at Iowa State	0-2-2	0.0-0	0.0-0	0	0	0/0
11/19/16	at Baylor	3-3-6	0.5-0	0.5-0	0	0	1/0
11/26/16	KANSAS	0-1-1	0.5-4	0.5-4	0	0	0/0
12/3/16	at TCU	5-0-5	0.0-0	0.0-0	0	0	0/0
12/28/16	vs. Texas A&M	2-1-3	0.0-0	0.0-0	0	0	0/0
9/2/17	C. ARKANSAS	1-3-4	0.0-0	0.0-0	0	0	0/0
9/9/17	CHARLOTTE	0-2-2	0.0-0	0.0-0	0	1	0/0

Bold Italics denotes career high; *Weather-shortened game (one half)

WOOD'S CAREER STATS

Year	G/S	UA-AT-TT	TFL	SACK	INT	PD	F/R
2014	13/0	1-1-2	0.5-1	0.0-0	0	0	0/0
2015	13/0	25-9-34	4.0-17	2.0-13	0	1	0/0
2016	13/2	24-10-34	4.5-21	2.0-16	0	0	2/0
2017	2/2	1-5-6	0.0-0	0.0-0	0	1	0/0
TOTAL	41/4	51-25-76	9.0-39	4.0-29	0	2	2/0



Winston DIMEL
FB • 6-1 • 235 • Jr.-2L
 Manhattan, Kan.
 (Manhattan)

38

- A two-time All-Big 12 performer who is also on the Preseason All-Big 12 team for 2017.
- Has 19 career rushing TDs, 4 shy of entering the school's top-10 list.
- His career rec. avg is the 4th-highest mark in school history among players with 15 or more career catches.
- His 12 rushing TDs last year tied for 3rd in the Big 12 and were the 3rd most in school history among sophomores.
- Also ranked 4th in K-State history among sophomores with 72 points scored.
- Recorded 4 rushing TDs vs. FAU, tying for 3rd in school history for a single game.
- Has 332 career receiving yards to rank 15th in school history among RBs and FBs.
- Son of K-State's offensive coordinator **Dana Dimel**.

DIMEL'S GAME-BY-GAME RUSHING

Date	Opponent	No	Yds	TD	LG
9/5/15	SOUTH DAKOTA	8	29	2	8
9/12/15	at UTSA	8	18	1	5
9/19/15	LOUISIANA TECH	3	1	0	3
10/17/15	OKLAHOMA	2	2	0	1
11/14/15	at Texas Tech	1	1	0	1
11/28/15	at Kansas	5	25	2	12
1/2/16	vs. Arkansas	1	10	1	10
9/17/16	FAU	5	19	4	10
9/24/16	MISSOURI STATE*	7	19	2	7
10/1/16	at West Virginia	1	2	0	2
10/8/16	TEXAS TECH	1	1	0	1
10/15/16	at Oklahoma	2	4	0	3
10/22/16	TEXAS	1	-3	0	0
10/29/16	at Iowa State	1	1	1	1
11/5/16	OKLAHOMA STATE	1	10	1	10
11/19/16	at Baylor	3	8	2	4
11/26/16	KANSAS	6	15	2	7
12/3/16	at TCU	2	16	0	9
9/9/17	CHARLOTTE	4	29	1	11

Bold Italics denotes career high; *Weather-shortened game (one half)

DIMEL'S GAME-BY-GAME RECEIVING

Date	Opponent	No	Yds	TD	LG
9/12/15	at UTSA	2	80	0	53
11/5/15	BAYLOR	2	58	0	46
11/21/15	IOWA STATE	1	4	1	4
11/28/15	at Kansas	1	44	0	44
12/5/15	WEST VIRGINIA	1	27	0	27
1/2/16	vs. Arkansas	1	48	1	48
9/17/16	FAU	1	5	0	5
9/24/16	MISSOURI STATE*	2	19	0	10
10/1/16	at West Virginia	1	4	0	4
10/22/16	TEXAS	1	12	0	12
12/28/16	vs. Texas A&M	1	26	0	26
9/2/17	CENTRAL ARKANSAS	1	5	0	5

Bold Italics denotes career high; *Weather-shortened game (one half)

DIMEL'S CAREER RUSHING STATS

Year	G/S	No	Yds	Avg	TD	LG
2015	13/13	28	86	3.1	6	12
2016	13/13	30	92	3.1	12	10
2017	2/2	4	29	7.2	1	11
TOTAL	28/28	62	207	3.3	19	12

DIMEL'S CAREER RECEIVING STATS

Year	G/S	No	Yds	Avg	TD	LG
2015	13/13	8	261	32.6	2	53
2016	13/13	6	66	11.0	0	26
2017	2/2	1	5	5.0	0	5
TOTAL	28/28	15	332	22.1	2	53



Kyle BALL
DE • 6-2 • 241 • So.-1L
 Prairie Village, Kan.
 (Shawnee Mission East)

44

- A tough-minded player who showed flashes during his true freshman campaign.
- Recorded a sack on his first-career play vs. Texas in 2016 and came back with another the next week at Iowa State.

BALL'S GAME-BY-GAME STATS

Date	Opponent	UA-AT-TT	TFL	SACK	INT	PD	F/R
10/22/16	TEXAS	1-0-1	1.0-9	1.0-9	0	0	0/0
10/29/16	at Iowa State	1-1-2	1.0-17	1.0-17	0	0	0/0
9/2/17	C. ARKANSAS	2-0-2	0.0-0	0.0-0	0	0	0/1
9/9/17	CHARLOTTE	0-1-1	0.0-0	0.0-0	0	0	0/0

Bold Italics denotes career high

BALL'S CAREER STATS

Year	G/S	UA-AT-TT	TFL	SACK	INT	PD	F/R
2016	5/0	2-1-3	2.0-26	2.0-26	0	0	0/0
2017	2/0	2-1-3	0.0-0	0.0-0	0	0	0/1
TOTAL	7/0	4-2-6	2.0-26	2.0-26	0	0	0/1



Reggie WALKER
DE • 6-2 • 242 • So.-1L
 Ponchatoula, La.
 (Ponchatoula)

51

- A Preseason All-Big 12 honoree who is on the watch list for the Bronko Nagurski Trophy and Ted Hendricks Award.
- Earned Freshman All-America and Big 12 Defensive Freshman of the Year accolades in 2016.
- Finished 7th in the Big 12 in sacks and 8th in TFLs but was tops among FR in both categories during the 2016 season.
- Ranked 4th nationally among FR in sacks last year, while he was 2nd in school history in sacks and TFLs among FR.
- Tied for 2nd nationally among FR in forced fumbles last year, while he was tied for 30th overall and tied for 3rd in the Big 12.

WALKER'S GAME-BY-GAME STATS

Date	Opponent	UA-AT-TT	TFL	SACK	INT	PD	F/R
9/2/16	at Stanford	4-1-5	1.0-1	0.0-0	0	0	0/0
9/17/16	FAU	2-0-2	1.0-6	1.0-6	0	1	1/0
9/24/16	MISSOURI ST.*	1-0-1	0.0-0	0.0-0	0	0	0/0
10/1/16	at West Virginia	2-0-2	0.0-0	0.0-0	0	0	1/0
10/8/16	TEXAS TECH	3-0-3	2.0-15	1.0-12	0	1	0/0
10/15/16	at Oklahoma	4-2-6	0.0-0	0.0-0	0	0	0/0
10/22/16	TEXAS	3-0-3	1.0-9	1.0-9	0	0	0/0
10/29/16	at Iowa State	3-1-4	1.0-1	0.0-0	0	0	0/0
11/5/16	OKLAHOMA ST.	1-0-1	0.0-0	0.0-0	0	0	0/0
11/19/16	at Baylor	2-1-3	2.5-10	1.5-3	0	0	1/1
12/3/16	at TCU	2-2-4	2.5-13	2.0-11	0	0	0/0
12/28/16	vs. Texas A&M	2-3-5	0.5-2	0.0-0	0	0	0/1
9/2/17	C. ARKANSAS	3-0-3	1.0-1	0.0-0	0	0	0/0

Bold Italics denotes career high; *Weather-shortened game (one half)

WALKER'S CAREER STATS

Year	G/S	UA-AT-TT	TFL	SACK	INT	PD	F/R
2016	13/11	29-10-39	11.5-57	6.5-41	0	2	3/2
2017	2/2	3-0-3	1.0-1	0.0-0	0	0	0/0
TOTAL	15/13	32-10-42	12.5-58	6.5-41	0	2	3/2



Trent TANKING
LB • 6-2 • 225 • Sr.-3L
 Holton, Kan.
 (Holton)

58

- A former walk-on who has been a major factor on multiple special teams units the last 3 years, but is now a starter at LB.
- Carded a career-high 9 stops in 2017 season opener vs. UCA.
- Led team with 12 special teams tackles in 2016.
- Voted a team captain for the 2017 season.
- A First Team Academic All-Big 12 pick in 2014 and 2016.

TANKING'S GAME-BY-GAME STATS

Date	Opponent	UA-AT-TT	TFL	SACK	INT	PD	F/R
9/6/14	at Iowa State	1-0-1	0.0-0	0.0-0	0	0	0/0
10/4/14	TEXAS TECH	1-0-1	0.0-0	0.0-0	0	0	0/0
10/18/14	at Oklahoma	0-1-1	0.0-0	0.0-0	0	0	0/0
11/1/14	OKLAHOMA ST.	2-0-2	2.0-3	0.0-0	0	0	0/0
11/8/14	at TCU	1-0-1	0.0-0	0.0-0	0	0	0/0
11/20/14	at West Virginia	1-0-1	0.0-0	0.0-0	0	0	0/0
12/6/14	at Baylor	1-0-1	0.0-0	0.0-0	0	0	0/0
1/2/15	vs. UCLA	0-1-1	0.0-0	0.0-0	0	0	0/0
9/5/15	SOUTH DAKOTA	1-0-1	0.0-0	0.0-0	0	0	0/0
9/12/15	at UTSA	0-1-1	0.0-0	0.0-0	0	0	0/0
11/21/15	IOWA STATE	1-0-1	0.0-0	0.0-0	0	0	0/0
12/5/15	WEST VIRGINIA	2-0-2	0.0-0	0.0-0	0	0	0/0
1/2/16	vs. Arkansas	1-1-2	0.0-0	0.0-0	0	0	0/0
9/2/16	at Stanford	1-1-2	0.0-0	0.0-0	0	0	0/0
9/17/16	FAU	3-1-4	0.0-0	0.0-0	0	0	0/0
9/24/16	MISSOURI ST.*	1-0-1	0.0-0	0.0-0	0	0	0/0
10/8/16	TEXAS TECH	2-0-2	0.0-0	0.0-0	0	0	0/0
10/15/16	at Oklahoma	0-1-1	0.0-0	0.0-0	0	0	0/0
10/29/16	at Iowa State	1-2-3	0.0-0	0.0-0	0	0	0/0
11/26/16	KANSAS	0-1-1	0.0-0	0.0-0	0	0	0/0
12/3/16	at TCU	5-0-5	0.0-0	0.0-0	1	2	0/0
9/2/17	C. ARKANSAS	7-2-9	0.0-0	0.0-0	0	0	0/0
9/9/17	CHARLOTTE	1-1-2	0.0-0	0.0-0	0	1	0/0

Bold Italics denotes career high; *Weather-shortened game (one half)

TANKING'S CAREER STATS

Year	G/S	UA-AT-TT	TFL	SACK	INT	PD	F/R
2014	13/0	7-2-9	2.0-3	0.0-0	0	0	0/0
2015	8/0	5-2-7	0.0-0	0.0-0	0	0	0/0
2016	13/0	13-6-19	0.0-0	0.0-0	1	2	0/0
2017	2/2	8-3-11	0.0-0	0.0-0	0	1	0/0
TOTAL	36/2	33-13-46	2.0-3	0.0-0	1	3	0/0



Will GEARY **60**
DT • 6-0 • 306 • Sr.-3L
Topeka, Kan.
(Topeka)

- A member of the 2017 Bronko Nagurski Trophy and Outland Trophy watch lists.
- The first K-State DT in school history to earn 2-straight First Team All-Big 12 honors from the Associated Press when he did so in 2015 and 2016.
- K-State's leading returner in career tackles thanks to consecutive years with 45 stops.
- Ranks 23rd in school history in career tackles among interior defensive linemen.
- His 45 stops as a sophomore in 2015 were most by a K-State interior DL since 2005.
- Set career highs in tackles (7) and TFLs (3.5) at TCU.
- Graded as the second-best returning interior lineman in the Big 12 in 2017 in terms of run stopping by Pro Football Focus.

GEARY'S GAME-BY-GAME STATS

Date	Opponent	UA-AT-TT	TFL	SACK	INT	PD	F/R
8/30/14	STEPHEN F. AUSTIN	0-1-1	0.5-0	0.0-0	0	0	0/0
9/6/14	at Iowa State	1-0-1	0.0-0	0.0-0	0	0	0/0
9/18/14	AUBURN	0-1-1	0.0-0	0.0-0	0	0	0/0
9/27/14	UTEP	2-0-2	0.0-0	0.0-0	0	0	0/0
10/4/14	TEXAS TECH	1-0-1	0.0-0	0.0-0	0	0	0/0
10/18/14	at Oklahoma	3-2-5	0.0-0	0.0-0	0	0	0/0
10/25/14	TEXAS	0-1-1	0.0-0	0.0-0	0	0	0/0
11/1/14	OKLAHOMA ST.	3-0-3	0.0-0	0.0-0	0	0	0/0
11/8/14	at TCU	0-3-3	0.0-0	0.0-0	0	0	0/0
11/20/14	at West Virginia	2-1-3	1.0-4	1.0-4	0	0	1/0
11/29/14	KANSAS	2-2-4	1.0-2	1.0-2	0	0	0/0
12/6/14	at Baylor	2-0-2	0.0-0	0.0-0	0	0	0/0
1/2/15	vs. UCLA	1-2-3	0.0-0	0.0-0	0	0	0/0
9/5/15	SOUTH DAKOTA	1-0-1	0.0-0	0.0-0	0	0	0/0
9/12/15	at UTSA	1-5-6	0.0-0	0.0-0	0	0	0/0
9/19/15	LOUISIANA TECH	5-1-6	1.5-5	0.5-4	0	0	0/0
10/3/15	at Oklahoma St.	4-0-4	1.0-2	1.0-2	0	0	0/0
10/10/15	TCU	2-0-2	0.0-0	0.0-0	0	0	0/0
10/17/15	OKLAHOMA	6-2-8	3.0-11	2.0-9	0	0	0/0
10/24/15	at Texas Tech	1-1-2	0.0-0	0.0-0	0	0	0/0
11/5/15	BAYLOR	3-0-3	0.0-0	0.0-0	0	0	0/0
11/14/15	at Texas Tech	5-0-5	0.0-0	0.0-0	0	0	1/1
11/21/15	IOWA STATE	4-1-5	0.5-1	0.0-0	0	0	1/0
11/28/15	at Kansas	1-0-1	0.0-0	0.0-0	0	0	0/0
12/5/15	WEST VIRGINIA	1-1-2	0.5-1	0.0-0	0	0	0/0
9/2/16	at Stanford	2-1-3	0.0-0	0.0-0	0	0	0/0
9/17/16	FAU	1-1-2	0.0-0	0.0-0	0	0	0/1
9/24/16	MISSOURI ST.*	2-0-2	0.0-0	0.0-0	0	0	0/0
10/1/16	at West Virginia	5-0-5	1.0-2	0.0-0	0	0	0/0
10/8/16	TEXAS TECH	2-1-3	0.0-0	0.0-0	0	0	0/0
10/15/16	at Oklahoma	1-4-5	0.5-1	0.0-0	0	0	0/0
10/22/16	TEXAS	1-1-2	0.0-0	0.0-0	0	0	0/0
10/29/16	at Iowa State	1-2-3	0.0-0	0.0-0	0	0	0/0
11/5/16	OKLAHOMA ST.	3-0-3	0.0-0	0.0-0	0	0	0/0
11/19/16	at Baylor	2-3-5	1.0-4	1.0-4	0	0	0/0
11/26/16	KANSAS	4-0-4	1.0-1	0.0-0	0	1	0/0
12/3/16	at TCU	5-2-7	3.5-5	0.0-0	0	0	0/0
12/28/16	vs. Texas A&M	1-0-1	0.0-0	0.0-0	0	0	0/0
9/2/17	C. ARKANSAS	2-2-4	0.0-0	0.0-0	0	0	0/0

Bold Italics denotes career high; *Weather-shortened game (one half)

GEARY'S CAREER STATS

Year	G/S	UA-AT-TT	TFL	SACK	INT	PD	F/R
2014	13/5	17-13-30	2.5-6	2.0-6	0	0	1/0
2015	12/12	34-11-45	6.5-20	3.5-15	0	0	2/1
2016	13/13	30-15-45	7.0-13	1.0-4	0	1	0/1
2017	2/2	2-2-4	0.0-0	0.0-0	0	0	0/0
TOTAL	40/32	83-41-124	16.0-39	6.5-25	0	1	3/2



Dalton RISNER **71**
OL • 6-5 • 300 • Jr.-2L
Wiggins, Colo.
(Wiggins)

- On the watch list for the 2017 Outland Trophy.
- Started every game at center in 2015 before switching to RT as a sophomore.
- Earned First Team All-Big 12 honors in 2016 in addition to second-team accolades from the Associated Press.
- Also on the 2017 watch list for the Wuerffel Trophy (premier award for community service) and is an AFCA Good Works Team candidate.
- Was the nation's third-highest graded returning OT overall (90.2) in 2017 and the second highest in terms of run blocking (89.8) by Pro Football Focus.
- A First Team Academic All-Big 12 performer in 2016 who earned second-team honors in 2015.
- A two-time team captain.



Scott FRANTZ **74**
OL • 6-5 • 297 • So.-1L
Lawrence, Kan.
(Free State)

- A highly-touted OL out of HS who burst onto the scene as a redshirt FR in 2016.
- Started all 13 games at LT in 2016, the first Wildcat freshman to start an entire season at the position since at least 1988.
- Named to the All-Bowl team by the Associated Press, *Sports Illustrated* and *USA Today* after helping limit eventual No. 1 NFL Draft pick Myles Garrett to only one tackle.



Dalton SCHOEN **83**
WR • 6-1 • 205 • So.-SQ
Overland Park, Kan.
(Blue Valley Northwest)

- An athletic WR who impressed during fall camp en route to his first-career start in the season opener vs. UCA.
- Logged a 70-yd TD reception on his first career catch, the longest reception by a Wildcat on their first-career catch since **Derrick Evans** went 72 yds vs. New Mexico State in 2001.
- Older brother, **Mason**, is on the Wildcat men's basketball team.

SCHOEN'S GAME-BY-GAME STATS

Date	Opponent	No	Yds	TD	LG
9/2/17	CENTRAL ARKANSAS	1	70	1	70
9/9/17	CHARLOTTE	4	61	0	29

Bold Italics denotes career high

SCHOEN'S CAREER RECEIVING STATS

Year	G/S	NO	YDS	AVG	TD	LG
2017	2/1	5	131	26.2	1	70
TOTAL	2/1	5	131	26.2	1	70



Dayton VALENTINE **88**
TE • 6-4 • 270 • Jr.-2L
Baldwin City, Kan.
(Baldwin)

- A hard-nosed TE who is on the watch list for the 2017 John Mackey Award.
- Earned Honorable Mention All-Big 12 honors as a sophomore in 2016 after helping the Wildcats to one of their best single-season rushing performances in school history.
- A First Team Academic All-Big 12 honoree in 2015 and 2016.
- Voted a team captain for the 2017 season.

VALENTINE'S GAME-BY-GAME STATS

Date	Opponent	No	Yds	TD	LG
9/2/16	at Stanford	1	6	0	6
9/24/16	MISSOURI STATE*	1	2	0	2

Bold Italics denotes career high; *Weather-shortened game (one half)

VALENTINE'S CAREER STATS

Year	G/S	NO	YDS	AVG	TD	LG
2016	13/13	2	8	4.0	0	6
TOTAL	26/18	2	8	4.0	0	6



Tre DISHON **99**
DT • 6-2 • 311 • So.-1L
Horton, Kan.
(Horton)

- A young, powerful DT who saw action in 12 games – all starts – as a redshirt freshman in 2016.
- Became the first FR to start in the interior of the defensive line under **Bill Snyder** since 2005.
- Had 3.5 TFLs and 3.0 sacks over a 2-game stretch vs. Baylor and Kansas, including a career-high 2.0 sacks against the Jayhawks.

DISHON'S GAME-BY-GAME STATS

Date	Opponent	UA-AT-TT	TFL	SACK	INT	PD	F/R
9/2/16	at Stanford	1-0-1	0.0-0	0.0-0	0	0	0/0
9/17/16	FAU	0-1-1	0.0-0	0.0-0	0	0	0/0
10/1/16	at West Virginia	1-0-1	0.0-0	0.0-0	0	0	0/0
10/15/16	at Oklahoma	0-3-3	0.5-1	0.0-0	0	0	0/0
10/22/16	TEXAS	1-0-1	0.0-0	0.0-0	0	1	0/0
10/29/16	at Iowa State	0-2-2	0.0-0	0.0-0	0	0	0/0
11/5/16	OKLAHOMA ST.	1-0-1	0.0-0	0.0-0	0	0	0/0
11/19/16	at Baylor	1-1-2	1.5-5	1.0-3	0	0	0/0
11/26/16	KANSAS	3-0-3	2.0-7	2.0-7	0	0	1/0
12/3/16	at TCU	1-0-1	0.0-0	0.0-0	0	0	0/0
12/28/16	vs. Texas A&M	0-2-2	0.0-0	0.0-0	0	0	0/0
9/2/17	C. ARKANSAS	2-1-3	1.0-3	0.0-0	0	0	0/0

Bold Italics denotes career high

DISHON'S CAREER STATS

Year	G/S	UA-AT-TT	TFL	SACK	INT	PD	F/R
2016	12/12	9-9-18	4.0-13	3.0-10	0	1	1/0
2017	2/2	2-1-3	1.0-3	0.0-0	0	0	0/0
TOTAL	14/14	11-10-21	5.0-16	3.0-10	0	1	1/0

2017 SCHEDULE AND RESULTS (OVERALL: 1-0 | HOME: 1-0 | ROAD: 0-0 | NEUTRAL: 0-0 | BIG 12: 0-0)

DATE	(CFP/AP/C) OPPONENT	RESULT	SCORE	TV	ATTEND	TOP PASSER	TOP RUSHER	TOP RECEIVER	TOP TACKLER
Sept. 2	Central Arkansas	W	55-19	ESPN3	51,043	J. Ertz (10-16-0, 333 yds, 4 TD)	S. Thompson (3-49-0)	B. Pringle (3-121-1)	T. Tanking (9)
Sept. 9	Charlotte	W	55-7	FSN	50,807	J. Ertz (16-21-0, 178 yds)	A. Barnes (16-99-1)	I. Zuber (7-73-0)	J. Kirby (6)
Sept. 16	at <i>rv</i> /Vanderbilt								
Sept. 30	Baylor*								
Oct. 7	at Texas*								
Oct. 14	20/20 TCU*								
Oct. 21	2/3 Oklahoma*								
Oct. 28	at Kansas*								
Nov. 4	at <i>rv</i> / <i>nr</i> Texas Tech*								
Nov. 11	<i>rv</i> / <i>rv</i> West Virginia*								
Nov. 18	at 9/8 Oklahoma State*								
Nov. 25	Iowa State*								

* Big 12 Conference Game

TEAM STATISTICS

	KANSAS STATE	OPPONENTS
SCORING	110	26
Points Per Game	55.0	13.0
Points Off Turnovers	35	0
FIRST DOWNS	44	38
Rushing	23	21
Passing	20	15
Penalty	1	2
RUSHING YARDAGE	490	333
Yards gained rushing	509	381
Yards lost rushing	19	48
Rushing Attempts	82	83
Average Per Rush	6.0	4.0
Average Per Game	245.0	166.5
TDs Rushing	7	2
PASSING YARDAGE	522	256
Comp-Att-Int	27-39-0	37-60-3
Average Per Pass	13.4	4.3
Average Per Catch	19.3	6.9
Average Per Game	261.0	128.0
TDs Passing	4	1
TOTAL OFFENSE	1012	589
Total Plays	121	143
Average Per Play	8.4	4.1
Average Per Game	506.0	294.5
KICK RETURNS: #-Yards	6-173	8-159
PUNT RETURNS: #-Yards	4-93	0-0
INT RETURNS: #-Yards	3-37	0-0
KICK RETURN AVERAGE	28.8	19.9
PUNT RETURN AVERAGE	23.2	0.0
INT RETURN AVERAGE	12.3	0.0
FUMBLES-LOST	0-0	3-3
PENALTIES-Yards	11-102	10-65
Average Per Game	51.0	32.5
PUNTS-Yards	3-124	11-437
Average Per Punt	41.3	39.7
Net punt average	34.7	29.5
KICKOFFS-Yards	20-1245	7-387
Average Per Kick	62.2	55.3
Net kick average	39.3	27.0
TIME OF POSSESSION/Game	29:27	30:33
3RD-DOWN Conversions	9/18	14/34
3rd-Down Pct	50%	41%
4TH-DOWN Conversions	0/1	2/3
4th-Down Pct	0%	67%
SACKS BY-Yards	4-28	2-6
MISC YARDS	0	0
TOUCHDOWNS SCORED	14	3
FIELD GOALS-ATTEMPTS	4-5	2-2
ON-SIDE KICKS	0-0	0-0
RED-ZONE SCORES	(10-11) 91%	(3-4) 75%
RED-ZONE TOUCHDOWNS	(7-11) 64%	(2-4) 50%
PAT-ATTEMPTS	(14-14) 100%	(2-3) 67%
ATTENDANCE	101850	0
Games/Avg Per Game	2/50925	0/0
Neutral Site Games		0/0

SCORE BY QUARTERS	1ST	2ND	3RD	4TH	TOTAL
Kansas State	31	45	20	14	110
Opponents	17	6	3	0	26

RUSHING

PLAYER	GP	ATT.	GAIN	LOSS	NET	AVG.	TD	LONG	YPG
Barnes, Alex	2	25	134	6	128	5.1	2	20	64.0
Ertz, Jesse	2	20	124	13	111	5.6	1	35	55.5
Warmack, Dalvin	2	11	76	0	76	6.9	2	18	38.0
Thompson, S.	2	5	58	0	58	11.6	0	30	29.0
McCoy, Mike	2	8	47	0	47	5.9	1	15	23.5
Dimel, Winston	2	4	29	0	29	7.2	1	11	14.5
Burns, Tyler	2	8	26	0	26	3.2	0	6	13.0
Pringle, Byron	1	1	15	0	15	15.0	0	15	15.0
Total.....	2	82	509	19	490	6.0	7	35	245.0
Opponents.....	2	83	381	48	333	4.0	2	37	166.5

PASSING

PLAYER	G	EFFIC.	CMP-ATT-INT	PCT.	YARDS	TD	LG	AVG/G
Ertz, Jesse	2	221.96	26-37-0	70.3	511	4	70	255.5
Thompson, S.	2	96.20	1-2-0	50.0	11	0	11	5.5
Total.....	2	215.51	27-39-0	69.2	522	4	70	261.0
Opponents.....	2	93.01	37-60-3	61.7	256	1	27	128.0

RECEIVING

PLAYER	G	NO	YDS	AVG	TD	LONG	AVG/G
Zuber, Isaiah	2	9	92	10.2	1	15	46.0
Harris, Isaiah	2	5	138	27.6	1	69	69.0
Schoen, Dalton	2	5	131	26.2	1	70	65.5
Pringle, Byron	1	3	121	40.3	1	55	121.0
Heath, D.	1	3	24	8.0	0	14	24.0
Strickland, C.	2	1	11	11.0	0	11	5.5
Dimel, Winston	2	1	5	5.0	0	5	2.5
Total.....	2	27	522	19.3	4	70	261.0
Opponents.....	2	37	256	6.9	1	27	128.0

TOTAL OFFENSE

PLAYER	G	PLAYS	RUSH	PASS	TOTAL	AVG/G
Ertz, Jesse	2	57	111	511	622	311.0
Barnes, Alex	2	25	128	0	128	64.0
Warmack, Dalvin	2	11	76	0	76	38.0
Thompson, S.	2	7	58	11	69	34.5
McCoy, Mike	2	8	47	0	47	23.5
Dimel, Winston	2	4	29	0	29	14.5
Burns, Tyler	2	8	26	0	26	13.0
Pringle, Byron	1	1	15	0	15	15.0
Total.....	2	121	490	522	1012	506.0
Opponents.....	2	143	333	256	589	294.5

SCORING

PLAYER	TD	FGS	PATs						SAF	PTS
			KICK	RUSH	RCV	PASS	DXP			
McCrane, M.	0	4-5	13-13	0-0	0	0-0	0	0	0	25
Warmack, Dalvin	2	0-0	0-0	0-0	0	0-0	0	0	0	12
Barnes, Alex	2	0-0	0-0	0-0	0	0-0	0	0	0	12
Adams, Kendall	2	0-0	0-0	0-0	0	0-0	0	0	0	12
Dimel, Winston	1	0-0	0-0	0-0	0	0-0	0	0	0	6
Schoen, Dalton	1	0-0	0-0	0-0	0	0-0	0	0	0	6
Ertz, Jesse	1	0-0	0-0	0-0	0	0-0	0	0	0	6
McCoy, Mike	1	0-0	0-0	0-0	0	0-0	0	0	0	6
Zuber, Isaiah	1	0-0	0-0	0-0	0	0-0	0	0	0	6
Harris, Isaiah	1	0-0	0-0	0-0	0	0-0	0	0	0	6
Pringle, Byron	1	0-0	0-0	0-0	0	0-0	0	0	0	6
Reed, D.J.	1	0-0	0-0	0-0	0	0-0	0	0	0	6
McLellan, Nick	0	0-0	1-1	0-0	0	0-0	0	0	0	1
Total.....	14	4-5	14-14	0-0	0	0-0	0	0	0	110
Opponents.....	3	2-2	2-3	0-0	0	0-0	0	0	0	26

PUNT RETURNS

PLAYER	NO	YDS	AVG	TD	LONG
Reed, D.J.	2	74	37.0	1	62
Heath, D.	1	11	11.0	0	11
Harris, Isaiah	1	8	8.0	0	8
Total.....	4	93	23.2	1	62
Opponents.....	0	0	0.0	0	0

KICKOFF RETURNS

PLAYER	NO	YDS	AVG	TD	LONG
Reed, D.J.	3	136	45.3	0	96
Pringle, Byron	2	33	16.5	0	23
Wood, Tanner	1	4	4.0	0	4
Total.....	6	173	28.8	0	96
Opponents.....	8	159	19.9	0	66

INTERCEPTIONS

PLAYER	NO	YDS	AVG	TD	LONG
Reed, D.J.	1	7	7.0	0	7
Moore, Cre	1	0	0.0	0	0
Adams, Kendall	1	30	30.0	1	30
Total.....	3	37	12.3	1	30
Opponents.....	0	0	0.0	0	0

FUMBLE RETURNS

PLAYER	NO	YDS	AVG	TD	LONG
Adams, Kendall	1	46	46.0	1	46
Ball, Kyle	1	22	22.0	0	22
Total.....	2	68	34.0	1	46
Opponents.....	0	0	0.0	0	0

ALL-PURPOSE YARDAGE

PLAYER	G	RUSH	REC	PR	KOR	IR	TOT	AVG/G
Reed, D.J.	2	0	0	74	136	7	217	108.5
Pringle, Byron	1	15	121	0	33	0	169	169.0
Harris, Isaiah	2	0	138	8	0	0	146	73.0
Schoen, Dalton	2	0	131	0	0	0	131	65.5
Barnes, Alex	2	128	0	0	0	0	128	64.0
Ertz, Jesse	2	111	0	0	0	0	111	55.5
Zuber, Isaiah	2	0	92	0	0	0	92	46.0
Warmack, Dalvin	2	76	0	0	0	0	76	38.0
Thompson, S.	2	58	0	0	0	0	58	29.0
McCoy, Mike	2	47	0	0	0	0	47	23.5
Heath, D.	1	0	24	11	0	0	35	35.0
Dimel, Winston	2	29	5	0	0	0	34	17.0
Adams, Kendall	2	0	0	0	0	30	30	15.0
Burns, Tyler	2	26	0	0	0	0	26	13.0
Strickland, C.	2	0	11	0	0	0	11	5.5
Wood, Tanner	2	0	0	0	4	0	4	2.0
Total.....	2	490	522	93	173	37	1315	657.5
Opponents.....	2	333	256	0	159	0	748	374.0

PUNTING

PLAYER	NO	YDS	AVG	LONG	TB	FC	I20	BLKD
Walsh, Nick	2	80	40.0	49	1	1	1	0
Lochbihler, M.	1	44	44.0	44	0	1	0	0
Total.....	3	124	41.3	49	1	2	1	0
Opponents.....	11	437	39.7	67	1	0	1	2

FIELD GOAL SEQUENCE

GAME	KANSAS STATE	OPPONENTS
Central Arkansas	50, (53), (28)	(47), (39)
Charlotte	(22), (24)	--

() - Made

KICKOFFS

PLAYER	NO	YDS	AVG	TB	OB	RETN	NET	YDLN
Lochbihler, M.	14	876	62.6	9	0			
McCrane, M.	6	369	61.5	3	0			
Total.....	20	1245	62.2	12	0	159	39.3	25
Opponents.....	7	387	55.3	1	0	173	27.0	38

GAME-BY-GAME PASSING

JESSE ERTZ	Comp	Att	Int	Pct	Yards	TD	Long	Sack	Yds	Effic.
Central Arkansas	10	16	0	62.5	333	4	70	1	1	319.83
Charlotte	16	21	0	76.2	178	0	29	1	5	147.39
Vanderbilt										
Baylor										
Texas										
TCU										
Oklahoma										
Kansas										
Texas Tech										
West Virginia										
Oklahoma State										
Iowa State										
TOTALS	26	37	0	70.3	511	4	70	2	6	221.96



SKYLAR THOMPSON	Comp	Att	Int	Pct	Yards	TD	Long	Sack	Yds	Effic.
Central Arkansas	0	0	0	0.0	0	0	0	0	0	0.0
Charlotte	1	2	0	50.0	11	0	11	0	0	96.20
Vanderbilt										
Baylor										
Texas										
TCU										
Oklahoma										
Kansas										
Texas Tech										
West Virginia										
Oklahoma State										
Iowa State										
TOTALS	1	2	0	50.0	11	0	11	0	0	96.20



GAME-BY-GAME RUSHING (NO-YDS/TDs)

PLAYER	NO-YDS/TDs	UCA	CHAR	VANDY	BU	UT	TCU	OU	KU	TTU	WVU	OSU	ISU
Barnes, Alex	25-128/2	9-29/1	16-99/1										
Ertz, Jesse	20-111/1	7-35/0	13-76/1										
Warmack, Dalvin	11-76/2	4-33/1	7-43/1										
Thompson, S.	5-58/0	3-49/0	2-9/0										
McCoy, Mike	8-47/1	4-14/0	4-33/1										
Dimel, Winston	4-29/1	—	4-29/1										
Burns, Tyler	8-26/0	3-11/0	5-15/0										
Pringle, Byron	1-15/0	1-15/0	DNP										
TOTALS	82-490/7	31-186/2	51-304/5										

GAME-BY-GAME RECEIVING (NO-YDS/TDs)

PLAYER	NO-YDS/TDs	UCA	CHAR	VANDY	BU	UT	TCU	OU	KU	TTU	WVU	OSU	ISU
Harris, Isaiah	5-138/1	3-118/1	2-20/0										
Schoen, Dalton	5-131/1	1-70/1	4-61/0										
Pringle, Byron	3-121/1	3-121/1	DNP										
Zuber, Isaiah	9-92/1	2-19/1	7-73/0										
Heath, Dominique	3-24/0	DNP	3-24/0										
Strickland, Carlos	1-11/0	—	1-11/0										
Dimel, Winston	1-5/0	1-5/0	—										
TOTALS	27-522/4	10-333-4	17-189/0										

DEFENSIVE STATISTICS

PLAYER	GP	SOLO	AST	TOTAL	TFL-YDS	SACKS-YDS	INT-YDS	PBU	QBH	FR	FF	BLK	SA
Adams, Kendall	2	12	1	13	.	.	1-30	.	.	1-46	.	.	.
Tanking, Trent	2	8	3	11	.	.	.	1
Reed, D.J.	2	10	.	10	2.0-2	.	1-7
Goalsby, Denzel	2	9	1	10	1.0-4	1.0-4	.	.	.	1-0	.	.	.
Kirby, Jayd	2	7	3	10	1.5-9	1.0-8
Shelley, Duke	1	6	.	6	1.0-5	1.0-5	.	1
Wood, Tanner	2	1	5	6	.	.	.	1
Walker, Eli	2	5	1	6	1.0-1
Durham, J.	2	5	.	5
Sullivan, E.	2	4	1	5	1	.	.
Clark, Davis	2	2	2	4
Moore, Cre	2	3	1	4	0.5-1	.	1-0
Geary, Will	2	2	2	4
Parker, AJ	2	3	1	4	0.5-1	.	.	2
Neil Jr., W.	2	2	1	3	1.0-6
Hughes, Justin	2	3	.	3
Davies, Joe	2	2	1	3	0.5-1
Dishon, Trey	2	2	1	3	1.0-3
Barry, Brogan	2	3	.	3	1.0-11	1.0-11	.	1	.	.	1	.	.
Walker, Reggie	2	3	.	3	1.0-1
Ball, Kyle	2	2	1	3	1-22	.	.	.
Johnston, Chase	2	1	1	2
Sizelove, Sam	2	1	1	2
Wiley, Drew	2	1	1	2
Massie, Bronson	2	1	.	1
Reese, C.J.	1	1	.	1
Moore, Colby	2	1	.	1
Rudzik, Ian	2	1	.	1
Total.....	2	101	28	129	12-45	4-28	3-37	6	.	3-68	2	.	.
Opponents.....	2	96	8	104	7.0-19	2-6	.	1

SPECIAL TEAMS TACKLES

PLAYER	TOTAL	KO	PUNT
Johnston, Chase	2	2	0
Sizelove, Sam	2	2	0
Barry, Brogan	1	1	0
Moore, Colby	1	1	0
Parker, AJ	1	1	0
Rudzik, Ian	1	1	0
Sullivan, Elijah	1	1	0
TOTALS	9	9	0

GAME-BY-GAME TACKLES

PLAYER	UT-AT-TT	UCA	CHAR	VANDY	BU	UT	TCU	OU	KU	TTU	WVU	OSU	ISU
Adams, Kendall	12-1-13	8-0-8	4-1-5										
Tanking, Trent	8-3-11	7-2-9	1-1-2										
Reed, D.J.	10-0-10	7-0-7	3-0-3										
Goolsby, Denzel	9-1-10	7-0-7	2-1-3										
Kirby, Jayd	7-3-10	4-0-4	3-3-6										
Shelley, Duke	6-0-6	6-0-6	DNP										
Walker, Eli	5-1-6	2-0-2	3-1-4										
Wood, Tanner	1-5-6	1-3-4	0-2-2										
Durham, J.	5-0-5	5-0-5	–										
Sullivan, Elijah	4-1-5	3-0-3	1-1-2										
Parker, AJ	3-1-4	1-0-1	2-1-3										
Moore, Cre	3-1-4	1-0-1	2-1-3										
Geary, Will	2-2-4	2-2-4	–										
Clark, Davis	2-2-4	2-0-2	0-2-2										
Walker, Reggie	3-0-3	3-0-3	–										
Hughes, Justin	3-0-3	3-0-3	–										
Barry, Brogan	3-0-3	2-0-2	1-0-1										
Davies, Joe	2-1-3	1-0-1	1-1-2										
Neil Jr., Walter	2-1-3	2-0-2	0-1-1										
Ball, Kyle	2-1-3	2-0-2	0-1-1										
Dishon, Trey	2-1-3	2-1-3	–										
Wiley, Drew	1-1-2	–	1-1-2										
Johnston, Chase	1-1-2	–	1-1-2										
Sizelove, Sam	1-1-2	–	1-1-2										
Moore, Colby	1-0-1	1-0-1	–										
Massie, Bronson	1-0-1	1-0-1	–										
Reese, C.J	1-0-1	DNP	1-0-1										
Rudzik, Ian	1-0-1	1-0-1	–										

GAME-BY-GAME TACKLES FOR LOSS

PLAYER	TFL-Yds	UCA	CHAR	VANDY	BU	UT	TCU	OU	KU	TTU	WVU	OSU	ISU
Reed, D.J.	2.0-2	1.0-1	1.0-1										
Kirby, Jayd	1.5-9	1.0-8	0.5-1										
Barry, Brogan	1.0-11	1.0-11	–										
Neil Jr., Walter	1.0-6	1.0-6	–										
Shelley, Duke	1.0-5	1.0-5	DNP										
Goolsby, Denzel	1.0-4	1.0-4	–										
Dishon, Trey	1.0-3	1.0-3	–										
Walker, Reggie	1.0-1	1.0-1	–										
Walker, Eli	1.0-1	1.0-1	–										
Davies, Joe	0.5-1	–	0.5-1										
Moore, Cre	0.5-1	–	0.5-1										
Parker, AJ	0.5-1	–	0.5-1										
TOTALS	12.0-45	9.0-40	3.0-5										

GAME-BY-GAME SACKS

PLAYER	TFL-Yds	UCA	CHAR	VANDY	BU	UT	TCU	OU	KU	TTU	WVU	OSU	ISU
Barry, Brogan	1.0-11	1.0-11	–										
Kirby, Jayd	1.0-8	1.0-8	–										
Shelley, Duke	1.0-5	1.0-5	–										
Goolsby, Denzel	1.0-4	1.0-4	–										
TOTALS	4.0-28	4.0-28	0.0-0										

GAME-BY-GAME SUMMARIES

GAME	Final Score	Score By Quarter				First Downs				Rushing			Passing			Total Offense		Punting	Fumbles	Penalty	Third Downs	Total ToP
		1	2	3	4 (OT)	Ru	Pa	Pn	Tot	Att	Yds	TD	C-A-I	Yds	TD	Att	Yds	No-Avg	No-Lost	No-Yds		
Central Arkansas	19	10	6	3	0	15	12	1	28	55	223	1	27-35-1	198	1	90	421	3-34.3	2-2	3-15	10-19	37:13
K-State	55	10	28	10	7	8	8	0	16	31	186	2	10-16-0	333	4	47	519	0-0.0	0-0	6-58	5-9	22:47
Charlotte	7	7	0	0	0	6	3	1	10	28	110	1	10-25-2	58	0	53	168	8-41.8	1-1	7-50	4-15	23:54
K-State	55	21	17	10	7	15	12	1	28	51	304	5	17-23-0	189	0	74	493	3-41.3	0-0	5-44	4-9	36:06
K-State																						
Vanderbilt																						
Baylor																						
K-State																						
K-State																						
Texas																						
TCU																						
K-State																						
Oklahoma																						
K-State																						
K-State																						
Kansas																						
K-State																						
Texas Tech																						
West Virginia																						
K-State																						
K-State																						
Oklahoma State																						
Iowa State																						
K-State																						

GAME-BY-GAME STARTERS

OFFENSE

Opponent	WR	LT	LG	C	RG	RT	TE	QB	WR	RB	FB
Central Arkansas	Zuber	Frantz	Beecham	Holtorf	Mitchell	Risner	Valentine	Ertz	Schoen	Barnes	Dimel
Charlotte	Zuber	Frantz	Beecham	Holtorf	Mitchell	Risner	Valentine	Ertz	Heath	Barnes	Dimel
Vanderbilt											
Baylor											
Texas											
TCU											
Oklahoma											
Kansas											
Texas Tech											
West Virginia											
Oklahoma State											
Iowa State											

DEFENSE

OPPONENT	DE	DT	DT	DE	LB	LB	LB	CB	SS	FS	CB
Central Arkansas	Walker	Geary	Dishon	Wood	Tanking	Kirby	Moore (db)	Shelley	Goolsby	Adams	Reed
Charlotte	Walker	Geary	Dishon	Wood	Tanking	Kirby	Moore (db)	Parker	Goolsby	Adams	Reed
Vanderbilt											
Baylor											
Texas											
TCU											
Oklahoma											
Kansas											
Texas Tech											
West Virginia											
Oklahoma State											
Iowa State											

CONSECUTIVE AND TOTAL CAREER STARTS

OFFENSE

Player, Pos.	Yr.	Consecutive Starts	Total Starts	Starts by Year			
				2017	2016	2015	2014
Winston Dimel, FB	Jr.	28	28	2	13	13	-
Dalton Risner, OL	Jr.	28	28	2	13	13	-
Dayton Valentine, TE	Jr.	15	18	2	13	3	-
Jesse Ertz, QB	Sr.	15	16	2	13	1	0
Scott Frantz, OL	So.	15	15	2	13	-	-
Tyler Mitchell, OL	So.	6	8	2	6	-	-
Abdul Beecham, OL	Jr.	2	7	2	5	-	-
Alex Barnes, RB	So.	2	2	2	0	-	-
Adam Holtorf, OL	So.	2	2	2	0	-	-
Isaiah Zuber, WR	So.	2	2	2	0	-	-
Dominique Heath, WR	Jr.	1	5	1	0	4	-
Dalton Schoen, WR	So.	0	1	1	0	-	-
Byron Pringle, WR	Jr.	0	13	-	13	-	-
Justin Silmon, RB	Jr.	0	1	-	1	0	-
Zach Reuter, WR	Jr.	0	1	-	0	1	-

DEFENSE

Player, Pos.	Yr.	Consecutive Starts	Total Starts	Starts by Year			
				2017	2016	2015	2014
Kendall Adams, DB	Jr.	19	20	2	13	5	-
Will Geary, DL	Sr.	15	32	2	13	12	5
Trey Dishon, DL	So.	12	14	2	12	-	-
D.J. Reed, DB	Jr.	8	14	2	12	-	-
Cre Moore, DB	Sr.	5	5	2	3	0	0
Reggie Walker, DE	So.	3	14	2	11	-	-
Tanner Wood, DE	Sr.	2	4	2	2	0	0
Denzel Goolsby, DB	So.	2	2	2	0	-	-
Jayd Kirby, LB	Sr.	2	2	2	0	0	-
Trent Tanking, LB	Sr.	2	2	2	0	0	0
AJ Parker, DB	RFr.	1	1	1	-	-	-
Duke Shelley, DB	Jr.	0	19	1	10	8	-
Sean Newlan, DB	Sr.	0	4	-	0	4	0

SCORING DRIVES

KANSAS STATE

OPPONENT	No. of Plays	Total Yards	Drive Time	Type of Score	Score Qtr/Time	Drive Start	Scoring Play
UCA	2	4	1:02	TD	1st/13:58	CA 4	Barnes 1 yd run
UCA	4	5	1:02	FG	1st/4:41	CA 41	McCrane 53 yd field goal
UCA	6	64	2:47	TD	2nd/13:34	KS 36	Zuber 8 yd pass from Ertz
UCA	6	77	3:08	TD	2nd/5:38	KS 23	Pringle 55 yd pass from Ertz
UCA	—	—	—	TD	2nd/3:39	—	Reed 62 yd punt return
UCA	3	75	0:53	TD	2nd/0:17	KS 25	Schoen 70 yd pass from Ertz
UCA	7	64	3:11	FG	3rd/10:22	KS 25	McCrane 28 yd field goal
UCA	1	69	0:12	TD	3rd/2:45	KS 31	Harris 69 yd pass from Ertz
UCA	6	52	2:26	TD	4th/12:35	KS 48	Warmack 18 yd run
Charlotte	11	75	5:38	TD	1st/9:22	KS 25	Dimel 5 yd run
Charlotte	4	70	1:52	TD	1st/5:21	KS 30	Ertz 35 yd run
Charlotte	—	—	—	TD	1st/3:58	—	Adams 30 yd interception return
Charlotte	18	87	8:58	FG	2nd/8:13	KS 8	McCrane 22 yd field goal
Charlotte	—	—	—	TD	2nd/4:18	—	Adams 46 yd fumble return
Charlotte	9	62	2:27	TD	2nd/0:07	KS 38	Barnes 4 yd run
Charlotte	7	73	2:49	TD	3rd/11:13	KS 27	Warmack 13 yd run
Charlotte	10	39	4:57	FG	3rd/0:39	CHA 46	McCrane 24 yd field goal
Charlotte	3	31	1:26	TD	4th/8:12	CHA 31	McCoy 15 yd run

OPPONENTS

OPPONENT	No. of Plays	Total Yards	Drive Time	Type of Score	Score Qtr/Time	Drive Start	Scoring Play
UCA	10	45	3:19	FG	1st/10:39	CA 25	Cummins 47 yd field goal
UCA	8	75	3:14	TD	1st/1:27	CA 25	Cox 37 yd run
UCA	12	75	4:41	TD	2nd/8:53	CA 25	Gordon 7 yd pass from Hildebrand
UCA	15	61	7:14	FG	3rd/3:03	CA 17	Cummins 39 yd field goal
Charlotte	3	19	1:31	TD	1st/2:17	KS 19	Klugh 19 yd run

DRIVE SUPERLATIVES

	KANSAS STATE	OPPONENT
Most Plays/Result	18/FG vs. Charlotte	15/FG by UCA
Most Yards/Result	87/FG vs. Charlotte	75/TD by UCA
Most Time/Result	8:58/FG vs. Charlotte	7:14/FG by UCA

AVERAGE STARTING FIELD POSITION

	Total Drives	Total Yd. Line	Average Field Pos.	Started in Opp.	Total Scores	TD	FG	MFG	Punts	Downs	To	Clock	Total Points
K-State	21	777	Own 37	4	15	11	4	1	3	1	0	1	89
Opponents	25	625	Own 25	1	5	3	2	0	11	0	6	3	26

DRIVE CHART (NO. OF DRIVES/TD/FG)

Drive Start Result	1-9 NO/TD/FG	10-19 NO/TD/FG	20-29 NO/TD/FG	30-39 NO/TD/FG	40-49 NO/TD/FG	50+ NO/TD/FG
Central Arkansas	0/0/0	0/0/0	3/2/1	4/2/0	1/1/0	2/1/1
Charlotte	1/0/1	1/0/0	3/2/0	2/1/0	1/0/0	2/1/1
at Vanderbilt						
Baylor						
at Texas						
TCU						
Oklahoma						
at Kansas						
at Texas Tech						
West Virginia						
at Oklahoma State						
Iowa State						

3-AND-OUT

	Kansas State 3-and-Out/Drives	Opponent 3-and-Out/Drives
at Stanford	0/10	3/12
Charlotte	1/11	5/13
at Vanderbilt		
Baylor		
at Texas		
TCU		
Oklahoma		
at Kansas		
at Texas Tech		
West Virginia		
at Oklahoma State		
Iowa State		

SCORING DRIVE ANALYSIS

Yardage	KANSAS STATE		OPPONENTS	
	TD	FG	TD	FG
No Drive	3	0	0	0
Minus Yds.	0	0	0	0
0-9	1	1	0	0
10-19	0	0	1	0
20-29	0	0	0	0
30-39	1	1	0	0
40-49	0	0	0	1
50-59	1	0	0	0
60-69	3	1	0	1
70-79	5	0	2	0
80-89	0	1	0	0
90-99	0	0	0	0

GAME-OPENING DRIVES

Opponent	KANSAS STATE			OPPONENTS		
	Pts.	1st Dns.	Yds.	Pts.	1st Dns.	Yds.
UCA	7	0	4	3	2	45
Charlotte	7	5	75	0	0	4
at Vanderbilt						
Baylor						
at Texas						
TCU						
Oklahoma						
at Kansas						
at Texas Tech						
West Virginia						
at Oklahoma State						
Iowa State						

SECOND HALF-OPENING DRIVES

Opponent	KANSAS STATE			OPPONENTS		
	Pts.	1st Dns.	Yds.	Pts.	1st Dns.	Yds.
UCA	3	2	64	0	0	1
Charlotte	7	4	73	0	1	18
at Vanderbilt						
Baylor						
at Texas						
TCU						
Oklahoma						
at Kansas						
at Texas Tech						
West Virginia						
at Oklahoma State						
Iowa State						

LONG PLAYS (20-PLUS YARDS)
KANSAS STATE

Yards	Opponent	Play/Situation/Result
70	Central Arkansas	Schoen 70 pass from Ertz (TD)
69	Central Arkansas	Harris 69 pass from Ertz (TD)
55	Central Arkansas	Pringle 55 pass from Ertz (TD)
48	Central Arkansas	Pringle 48 pass from Ertz (1st and 10 at UCA 13)
35	Charlotte	Ertz 35 run (TD)
30	Central Arkansas	Thompson 30 run (1st and 10 at UCA 35)
29	Charlotte	Schoen 29 pass from Ertz (1st and 10 at CHA 13)
25	Central Arkansas	Harris 25 pass from Ertz (1st and 10 at UCA 23)
24	Central Arkansas	Harris 24 pass from Ertz (1st and 10 at UCA 36)
20	Charlotte	Barnes 20 run (1st and 10 at CHA 42)

No. of plays from scrimmage, 20+ yards: 10 (3 run/7 pass)

No. of plays from scrimmage, 40+ yards: 4 (0 run/4 pass)

Returns	Opponent	Player
Kickoff	Central Arkansas	Reed 96 yards
Punt	Central Arkansas	Reed 62 yards
Interception	Charlotte	Adams 30 yards
Fumble	Charlotte	Adams 46 yards

No. of returns 20+ yards: 7 (4 KR/1 PR/1 Int/1 Fum)

No. of returns 40+ yards: 3 (1 KR/1 PR/0 Int/1 Fum)

OPPONENTS

Yards	Opponent	Play/Situation/Result
37	Central Arkansas	Cox 37 run (TD)
27	Central Arkansas	Wells 27 pass from Hildebrand (1st and 10 at KS 48)
20	Charlotte	LeMay 20 pass from Barden (1st and 10 at CHA 33)

No. of plays from scrimmage, 20+ yards: 3 (1 run/2 pass)

No. of plays from scrimmage, 40+ yards: 0 (0 run/0 pass)

Returns	Opponent	Player
Kickoff	Charlotte	McAllister 66 yards
Punt		
Interception		
Fumble		

No. of returns 20+ yards: 2 (2 KR/0 PR/0 Int/0 Fum)

No. of returns 40+ yards: 1 (1 KR/0 PR/0 Int/0 Fum)

THIRD-DOWN CONVERSIONS (INCLUDES 3RD-AND-GOAL SITUATIONS)

BY QUARTER	1	2	3	4	TOTAL
Kansas State	1-3	6-7	0-3	2-5	9-18
PCT.	.333	.857	.000	.400	.500
Opponents	4-8	3-7	4-10	3-9	14-34
PCT.	.500	.429	.400	.333	.412

BY YARDAGE	1-3	4-6	7-10	11+	TOTAL
Kansas State	1-2	7-9	1-5	0-2	9-18
PCT.	.500	.778	.200	.000	.500
Opponents	5-7	2-7	6-16	1-4	14-34
PCT.	.714	.286	.375	.250	.412

WHO CONVERTS FOR K-STATE: Harris 2, Zuber 2, Barnes 1, Burns 1, Ertz 1, Schoen 1, Thompson 1

RED ZONE (INSIDE THE 20-YARD LINE)

Opponent	Score	Times Inside		Total Pts	Total TDs	Rush TDs	Pass TDs	FGs Made	<----- Failed to score inside opp. 20 ----->					
		Opp. 20	Scored						FGA	Downs	Int	Fumb	Half	Game
Central Arkansas	55-19	5	4	24	3	2	1	1	0	1	0	0	0	0
Charlotte	55-7	6	6	34	4	4	0	2	0	0	0	0	0	0
at Vanderbilt														
Baylor														
at Texas														
TCU														
Oklahoma														
at Kansas														
at Texas Tech														
West Virginia														
at Oklahoma State														
Iowa State														
Totals	110-26	11	10	58	7	6	1	3	0	1	0	0	0	0
Opponents	26-118	4	3	16	2	1	1	1	0	0	0	1	0	0

Season Percentage - Overall: 10 of 11 (90.9%)

Season Percentage - Touchdowns: 7 of 11 (63.6%)

Season Percentage - Field Goals: 3 of 11 (27.3%)

SUPERLATIVES

KANSAS STATE

INDIVIDUAL

Longest Rush: 35, Jesse Ertz vs. Charlotte
Longest Touchdown Run: 35, Jesse Ertz vs. Charlotte
Longest Pass: 70, Jesse Ertz vs. Central Arkansas
Longest TD Pass: 70, Jesse Ertz vs. Central Arkansas
Longest Punt Return: 62, D.J. Reed vs. Central Arkansas
Longest Kickoff Return: 96, D.J. Reed vs. Central Arkansas
Longest Interception Return: 30, Kendall Adams vs. Charlotte
Most Punts: 2, Nick Walsh vs. Charlotte
Longest Punt: 49, Nick Walsh vs. Charlotte
Highest Punt Average: 44.0, Mitch Lochbihler vs. Charlotte
Longest Field Goal: 53, Matthew McCrane vs. Central Arkansas
Most Field Goals: 2, Matthew McCrane vs. Central Arkansas and Charlotte
Most TDs Rushing: 1, seven times
Most TDs Receiving: 1, four times
Most TDs Passing: 4, Jesse Ertz vs. Central Arkansas
Most Rushing Attempts: 16, Alex Barnes vs. Charlotte
Most Yards Rushing: 99, Alex Barnes vs. Charlotte
Most Pass Attempts: 21, Jesse Ertz vs. Charlotte
Most Pass Completions: 16, Jesse Ertz vs. Charlotte
Most Yards Passing: 333, Jesse Ertz vs. Central Arkansas
Most Receptions: 7, Isaiah Zuber vs. Charlotte
Most Yards Receiving: 121, Byron Pringle vs. Central Arkansas
Most Total Offense: 368, Jesse Ertz vs. Central Arkansas
Most All-Purpose Yards: 188, D.J. Reed vs. Central Arkansas
Most Interceptions: 1, D.J. Reed vs. Central Arkansas; Kendall Adams vs. Charlotte
Most Tackles: 9, Trent Tanking vs. Central Arkansas
Most Solo Tackles: 8, Kendall Adams vs. Central Arkansas
Most Quarterback Sacks: 1.0, four times
Most Tackles for Loss: 1.0, 11 times
Most Passes Broken Up: 2, AJ Parker vs. Charlotte
** School Record*

TEAM

	High	Low
Rushes	51 (Charlotte)	31 (Central Arkansas)
Yards Rushing	304 (Charlotte)	186 (Central Arkansas)
TD Rushes	5 (Charlotte)	2 (Central Arkansas)
Pass Attempts	21 (Charlotte)	16 (Central Arkansas)
Pass Completions	16 (Charlotte)	10 (Central Arkansas)
Yards Passing	333 (Central Arkansas)	189 (Charlotte)
TD Passes	4 (Central Arkansas)	0 (Charlotte)
Total Plays	74 (Charlotte)	47 (Central Arkansas)
Total Offense	519 (Central Arkansas)	493 (Charlotte)
Points	55 (Central Arkansas/Charlotte)	—
Sacks By	4 (Central Arkansas)	0 (Charlotte)
First Downs	28 (Charlotte)	16 (Central Arkansas)
Penalties	6 (Central Arkansas)	5 (Charlotte)
Penalty Yards	58 (Central Arkansas)	44 (Charlotte)
Turnovers	0 (Central Arkansas/Charlotte)	—
Interceptions By	2 (Charlotte)	1 (Central Arkansas)

TURNOVERS

Takeaways (Fum/Int): 6 (3/2)
Giveaways (Fum/Int): 0 (0/0)
Difference: +6
Points Off Turnovers
 Kansas State 35
 Opponents 0
Points Off Turnovers Per Game
 Kansas State 17.5
 Opponents 0.0

KICKOFFS

Kickoffs: 20
Touchbacks (pct.): 12 (60.0)
Fair Catches: 0
Downed Kicks: 0
Out of Bounds: 0
On-Side Kicks (No./Recovered by KS): 0/0
Opponent Returns (No.-Yds./Avg): 8-159/19.9
Opponent Touchdowns: 0

KICKOFF RETURNS

Kickoffs: 7
Touchbacks (pct.): 1 (14.3)
Fair Catches: 0
Downed Kicks: 0
Out of Bounds: 0
On-Side Kicks (No./Recovered by Opp): 0/0
Returns (No.-Yds./Avg): 6-173/28.8
Touchdowns: 0

OPPONENT

INDIVIDUAL

Longest Rush: 37, Brandon Cox, Central Arkansas
Longest Touchdown Run: 37, Brandon Cox, Central Arkansas
Longest Pass: 27, Hayden Hildebrand, Central Arkansas
Longest TD Pass: 8, Hayden Hildebrand, Central Arkansas
Longest Punt Return: none
Longest Kickoff Return: 66, Aaron McAllister, Charlotte
Longest Interception Return: none
Most Punts: 8, Arthur Hart, Charlotte
Longest Punt: 67, Arthur Hart, Charlotte
Highest Punt Average: 41.8, Arthur Hart, Charlotte
Longest Field Goal: 47, Matt Cummins, Central Arkansas
Most Field Goals: 2, Matt Cummins, Central Arkansas
Most TDs Rushing: 1, Brandon Cox, Central Arkansas; Hasaan Klugh, Charlotte
Most TDs Receiving: 1, Roman Gordan, Central Arkansas
Most TDs Passing: 1, Hayden Hildebrand, Central Arkansas
Most Rushing Attempts: 24, Carlos Blackman, Central Arkansas
Most Yards Rushing: 114, Carlos Blackman, Central Arkansas
Most Pass Attempts: 35, Hayden Hildebrand, Central Arkansas
Most Pass Completions: 27, Hayden Hildebrand, Central Arkansas
Most Yards Passing: 198, Hayden Hildebrand, Central Arkansas
Most Receptions: 6, Lester Wells, Central Arkansas
Most Yards Receiving: 41, Lester Wells, Central Arkansas
Most Total Offense: 197, Hayden Hildebrand, Central Arkansas
Most All-Purpose Yards: 113, Carlos Blackman, Central Arkansas
Most Interceptions: none
Most Tackles: 8, Karrington King, Charlotte
Most Solo Tackles: 8, Karrington King, Charlotte
Most Quarterback Sacks: 1.0, Chris Terrell, Central Arkansas; Denzel Irvin, Charlotte
Most Tackles for Loss: 1.0, seven times
Most Passes Broken Up: 1, Juwan Foggie, Charlotte
** School Record*


TEAM

	High	Low
Rushes	55 (Central Arkansas)	28 (Charlotte)
Yards Rushing	223 (Central Arkansas)	110 (Charlotte)
TD Rushes	1 (Central Arkansas/Charlotte)	—
Pass Attempts	35 (Central Arkansas)	25 (Charlotte)
Pass Completions	27 (Central Arkansas)	10 (Charlotte)
Yards Passing	198 (Central Arkansas)	58 (Charlotte)
TD Passes	1 (Central Arkansas)	0 (Charlotte)
Total Plays	90 (Central Arkansas)	53 (Charlotte)
Total Offense	421 (Central Arkansas)	168 (Charlotte)
Points	19 (Central Arkansas)	7 (Charlotte)
Sacks By	1 (Central Arkansas/Charlotte)	—
First Downs	28 (Central Arkansas)	10 (Charlotte)
Penalties	7 (Charlotte)	3 (Central Arkansas)
Penalty Yards	50 (Charlotte)	15 (Central Arkansas)
Turnovers	3 (Central Arkansas/Charlotte)	—
Interceptions By	0 (Central Arkansas/Charlotte)	—

GAME ONE

UCA	10	6	3	0	-	19
K-STATE	10	28	10	7	-	55

Sept. 2 | Bill Snyder Family Stadium | Manhattan, Kan. | 6:10 p.m. | Att: 51,043



JESSE ERTZ

TEAM STATISTICS

	UCA	K-STATE
FIRST DOWNS	28	16
Rushing	15	8
Passing	12	8
Penalty	1	0
NET YARDS RUSHING	223	186
Rushing Attempts	55	31
Average Per Rush	4.1	6.0
Rushing Touchdowns	1	2
Yards Gained Rushing	257	194
Yards Lost Rushing	34	8
NET YARDS PASSING	198	333
Completions-Attempts-Int	27-35-1	10-16-0
Average Per Attempt	5.7	20.8
Average Per Completion	7.3	33.3
Passing Touchdowns	1	4
TOTAL OFFENSE YARDS	421	519
Total offense plays	90	47
Average Gain Per Play	4.7	11.0
Fumbles: Number-Lost	2-2	0-0
Penalties: Number-Yards	3-15	6-58
PUNTS-YARDS	3-103	0-0
Average Yards Per Punt	34.3	0.0
Net Yards Per Punt	13.7	0.0
Inside 20	0	0
50+ Yards	0	0
Touchbacks	0	0
Fair catch	0	0
KICKOFFS-YARDS	5-257	10-643
Average Yards Per Kickoff	51.4	64.3
Net Yards Per Kickoff	20.2	40.8
Touchbacks	0	8
Punt returns: Number-Yards-TD	0-0-0	1-62-1
Average Per Return	0.0	62.0
Kickoff returns: Number-Yds-TD	2-35-0	5-156-0
Average Per Return	17.5	31.2
Interceptions: Number-Yds-TD	0-0-0	1-7-0
Fumble Returns: Number-Yds-TD	0-0-0	1-22-0
Possession Time	37:13	22:47
1st Quarter	8:14	6:46
2nd Quarter	9:26	5:34
3rd Quarter	11:30	3:30
4th Quarter	8:03	6:57
Third-Down Conversions	10 of 19	5 of 9
Fourth-Down Conversions	2 of 3	0 of 1
Red-Zone Scores-Chances	2-3	4-5
Touchdowns	1-3	3-5
Field goals	1-3	1-5
Sacks By: Number-Yards	1-1	4-28
PAT Kicks	1-2	7-7
Field Goals	2-2	2-3

Game Notes

• **Jesse Ertz** notched a new career high in passing yards, bettering his 207-yard output at Stanford in last year's season opener, while his four touchdown passes were double his previous career high of two last season against Missouri State.

• Ertz recorded an efficiency rating of 319.8, which broke the single-game school record... The previous record was 300.9 by Allen Webb against North Texas in 2005.

• **Byron Pringle** carded three catches for 121 yards and one touchdown... It marked his third-straight 100-yard receiving game as he became the first Wildcat with three-straight games with over 100 receiving yards since **Tyler Lockett** ended his career with five-straight such games in 2014.

• **Isaiah Harris** joined Pringle with a 100-yard receiving game as he notched 118 yards... It was the first time K-State had two 100-yard receivers since **Tyler Lockett** (164 yards) and **Curry Sexton** (104 yards) against UCLA in the 2015 Alamo Bowl following the 2014 season.

• **D.J. Reed** carded a 62-yard punt return touchdown in the second quarter... On UCA's next possession, Reed carded his fourth-career interception... It marked the first time a Wildcat had a punt-return touchdown and an interception in the same game since **Terence Newman** did so against Missouri in 2002.

• Not only did **Dalton Schoen** make his first-career start, but his first-career catch was a 70-yard touchdown reception in the second quarter.

CAPTAINS LEAD IN 55-19 WIN OVER UCA

MANHATTAN, Kan. – The K-State football captains led by example in the Wildcats' 55-19 season-opening win over Central Arkansas at Bill Snyder Family Stadium. **Jesse Ertz** set a K-State single-game record for passer rating (319.8), **D.J. Reed** picked off a pass and returned a punt for a touchdown, **Trent Tanking** led the defense in tackles and **Dalton Risner** helped anchor a 500-yard effort by the offense as K-State rolled to a win.

HOW IT HAPPENED

On the opening kickoff of the 2017 season, Reed set up the Wildcat offense on the Central Arkansas goalline with a 96-yard return. The Wildcat offense took control at the four-yard line and handed the ball to sophomore running back **Alex Barnes** who punched it in for the first score of the game.

Following a field goal for each team, Central Arkansas marched 75 yards to tie the contest at 10. Led by sophomore **Carlos Blackman** and a pesky option attack, the Bears rushed for 158 yards in the first half, including a 37-yard touchdown run to even the tally.

Up just one in the second quarter (17-16), K-State responded by scoring 21 unanswered points, including a pair of passing touchdowns Ertz, its senior quarterback who threw four in the game, and a 62-yard punt return for a score by Reed. Kansas State went into the locker room at the half with a 38-16 lead and never looked back.

In the second half, the Wildcats continued to add to the lead, as Ertz connected with sophomore **Isaiah Harris** on a 69-yard pass to extend the lead to 48-19. Ertz exited the game entering the fourth quarter, setting a new K-State record for passing efficiency in a game (319.8), previously set by **Allen Webb** in 2005 (300.87).

K-State's surge included scoring on five consecutive offensive possessions, outscoring Central Arkansas 45-9 after the first quarter.

On the defensive side of the ball, the Wildcats were led by Tanking, the senior linebacker, who recorded nine total tackles in the game. The K-State defense forced Central Arkansas into two turnovers – including an interception by Reed – both of which led to K-State touchdowns.

K-State racked up 519 total yards on offense, including 333 through the air. Highly efficient on offense, the team averaged 11.04 yards per play, and exhausted the Central Arkansas defense.

SCORING SUMMARY

Team	Qtr/Time	Scoring Play	Conversion	Plays-Yds-TOP	Score
KS	1st/13:58	Barnes 1 yd run	McCrane kick	2-4-1:02	0-7
UCA	1st/10:39	Cummins 47 yd field goal		10-45-3:19	3-7
KS	1st/4:41	McCrane 53 yd field goal		4-5-1:02	3-10
UCA	1st/1:27	Cox 37 yd run	Cummins kick	8-75-3:14	10-10
KS	2nd/13:34	Zuber 8 yd pass from Ertz	McCrane kick	6-64-2:47	10-17
UCA	2nd/8:53	Gordon 7 yd pass from Hildebrand	Cumminskick failed	12-75-4:41	16-17
KS	2nd/5:38	Pringle 55 yd pass from Ertz	McCrane kick	6-77-3:08	16-24
KS	2nd/3:39	Reed 62 yd punt return	McCrane kick		16-31
KS	2nd/0:17	Schoen 70 yd pass from Ertz	McCrane kick	3-75-0:53	16-38
KS	3rd/10:22	McCrane 28 yd field goal		7-64-3:11	16-41
UCA	3rd/3:03	Cummins 39 yd field goal		15-61-7:14	19-41
KS	3rd/2:45	Harris 69 yd pass from Ertz	McCrane kick	1-69-0:12	19-48
KS	4th/12:35	Warmack 18 yd run	McCrane kick	6-52-2:26	19-55

STATISTICAL LEADERS

► Kansas State

Rushing	Att	Yds	TD	Lg	Avg
Thompson	3	49	0	30	16.3
Ertz	7	35	0	13	5.0
Warmack	4	33	1	18	8.2
Barnes	9	29	1	11	3.2
Pringle	1	15	0	15	15.0
McCoy	4	14	0	5	3.5
Burns	3	11	0	5	3.7

Passing	C-A-I	Yds	TD	Lg	Sack
Ertz	10-16-0	333	4	70	1

Receiving	Rec	Yds	TD	Lg
Pringle	3	121	1	55
Harris	3	118	1	69
Zuber	2	19	1	11
Schoen	1	70	1	70
Dimel	1	5	0	5

► Central Arkansas

Rushing	Att	Yds	TD	Lg	Avg
Blackman	24	114	0	13	4.8
Cox	3	41	1	37	13.7
Crossley	12	31	0	12	2.6
Ledet	4	21	0	10	5.2

Passing	C-A-I	Yds	TD	Lg	Sack
Hildebrand	27-35-1	198	1	27	4

Receiving	Rec	Yds	TD	Lg
Wells	6	41	0	27
Myers	4	12	0	5
Dillard	3	32	0	16
Gordon	3	21	1	8
Nix	3	19	0	8
Moore	2	34	0	18
Cox	2	18	0	10
Crossley	1	16	0	16
Dexter	1	8	0	8

GAME TWO

CHARLOTTE	7	0	0	0	-	7
K-STATE	21	17	10	7	-	55

Sept. 9 | Bill Snyder Family Stadium | Manhattan, Kan. | 11:05 a.m. | Att: 50,807



KENDALL ADAMS

TEAM STATISTICS

	CHAR	K-STATE
FIRST DOWNS	10	28
Rushing	6	15
Passing	3	12
Penalty	1	1
NET YARDS RUSHING	110	304
Rushing Attempts	28	51
Average Per Rush	3.9	6.0
Rushing Touchdowns	1	5
Yards Gained Rushing	124	315
Yards Lost Rushing	14	11
NET YARDS PASSING	58	189
Completions-Attempts-Int	10-25-2	17-23-0
Average Per Attempt	2.3	8.2
Average Per Completion	5.8	11.1
Passing Touchdowns	0	0
TOTAL OFFENSE YARDS	168	493
Total offense plays	53	74
Average Gain Per Play	3.2	6.7
Fumbles: Number-Lost	1-1	0-0
Penalties: Number-Yards	7-50	5-44
PUNTS-YARDS	8-334	3-124
Average Yards Per Punt	41.8	41.3
Net Yards Per Punt	35.4	34.7
Inside 20	1	1
50+ Yards	2	0
Touchbacks	1	1
Fair catch	0	2
KICKOFFS-YARDS	2-130	10-602
Average Yards Per Kickoff	65.0	60.2
Net Yards Per Kickoff	44.0	37.8
Touchbacks	1	4
Punt returns: Number-Yards-TD	0-0-0	3-31-0
Average Per Return	0.0	10.3
Kickoff returns: Number-Yds-TD	6-124-0	1-17-0
Average Per Return	20.7	17.0
Interceptions: Number-Yds-TD	0-0-0	2-30-1
Fumble Returns: Number-Yds-TD	0-0-0	1-46-1
Possession Time	23:54	36:06
1st Quarter	5:13	9:47
2nd Quarter	5:46	9:14
3rd Quarter	5:14	9:46
4th Quarter	7:41	7:19
Third-Down Conversions	4 of 15	4 of 9
Fourth-Down Conversions	0 of 0	0 of 0
Red-Zone Scores-Chances	1-1	6-6
Touchdowns	1-1	4-6
Field goals	0-1	2-6
Sacks By: Number-Yards	1-5	0-0
PAT Kicks	1-1	7-7
Field Goals	0-0	2-2

Game Notes

- By scoring 55 points for the second-consecutive week, the 2017 Wildcats became just the third team in school history to eclipse the 50-point barrier in the first two games of a season, joining the 1998 and 2012 teams.
- Five different Wildcats recorded a rushing touchdown, marking the first time since September 16, 2000, against Ball State, that five different Wildcats reached the end zone on the ground.
- Kendall Adams returned an interception 30 yards for a touchdown in the first quarter followed by a 46-yard fumble return touchdown in the second quarter... It was the first time a Wildcat had a pick-six and a fumble-return touchdown in the same game since Dyshod Carter did so against Missouri in 1999.
- A week after becoming the school's 21st career 2,000-yard passer, Jesse Ertz moved into 17th place in school history with 2,266 career passing yards... He also recorded 76 rushing yards rushing against Charlotte, moving into 23rd place in school history in career rushing yards at 1,174.
- With two field goals, Matthew McCrane has 40 career field goals as he moved into second place in school history... The record is 54 by Martin Gramatica (1994-95, 1997-98)... He also moved into eighth place in school history with 218 career points, passing Tyler Lockett (2011-14), who had 212.
- Isaiah Zuber carded team-highs of seven catches for 73 yards on Saturday, both career bests.

CATS POUNCE ON TAKEAWAYS, RUSH PAST 49ERS

MANHATTAN, Kan. – Kansas State jumped out to an early advantage behind the strength of the rushing attack and the opportune defensive play of Kendall Adams and never looked back, as the No. 19 Wildcats dropped the Charlotte 49ers, 55-7, at Bill Snyder Family Stadium. In the win, K-State nearly reach the 500-yard mark in total offense – including 304 yards on the ground – and scored 55 points for the second week in a row.

HOW IT HAPPENED

The No. 19 Wildcats (2-0) were led by a Wildcat defense that accounted for 14 points, as they were able to stifle the 49ers to just 92 total yards in the first half. The defense allowed a total of 58 passing yards in the game, and held the 49ers to 3.17 yards per play.

Offensively, K-State came out of the gates with an exuberant rushing attack, starting with back-to-back scoring drives through the ground. The 136 rushing yards in the first quarter established a tempo for the Wildcats as they were able to open up the offense later in the game, totaling 493 yards in the game. In all, five different Wildcats found the end zone on the ground including Alex Barnes, who led all players with 99 rushing yards.

OFFENSIVE PLAYERS OF THE GAME

The rushing trio of Barnes, Jesse Ertz and Winston Dimel led a Wildcats' backfield that accounted for a total of 304 rushing yards in the game. Ertz' 35-yard TD scamper in the first quarter marked the longest rush from scrimmage in the game.

Through the air, Ertz closed the game 16-for-21 for 178 yards and tallied 13 rushes for 76 yards. Sophomore Isaiah Zuber led the charge in receiving, bringing in a career high seven catches for 73 yards.

DEFENSIVE PLAYERS OF THE GAME

The offense wasn't the only side of the ball that got on the scoreboard. On the second Wildcat defensive possession of the game, Adams jumped a pass and took it to the house for 30 yards. In the second quarter, Adams was able to get into the end zone a second time, this time on a 46-yard fumble recovery. Adams' two touchdowns marked the first time a K-State player returned a fumble and an interception for a touchdown since Dyshod Carter vs. Missouri in 1999.

Senior Cre Moore nabbed his first career interception in the fourth quarter, wrangling a tipped pass and forcing the third K-State turnover in the game. Jayd Kirby paced the Wildcat defense with six total tackles in the game and one assisted tackle for loss. K-State did not record any sacks in the game.

SCORING SUMMARY

Team	Qtr/Time	Scoring Play	Conversion	Plays-Yds-TOP	Score
KS	1st/9:22	Dimel 5 yd run	McCrane kick	11-75-5:38	0-7
KS	1st/5:21	Ertz 35 yd run	McCrane kick	4-70-1:52	0-14
KS	1st/3:58	Adams 30 yd interception return	McCrane kick		0-21
CHA	1st/2:17	Klugh 19 yd run	Macauley kick	3-19-1:31	7-21
KS	2nd/8:13	McCrane 22 yd field goal		18-87-8:58	7-24
KS	2nd/4:18	Adams 46 yd fumble recovery	McCrane kick		7-31
KS	2nd/0:07	Barnes 4 yd run	McCrane kick	9-62-2:27	7-38
KS	3rd/11:13	Warmack 13 yd run	McCrane kick	7-73-2:49	7-45
KS	3rd/0:39	McCrane 24 yd field goal		10-39-4:57	7-48
KS	4th/8:12	McCoy 15 yd run	McLellan kick	3-31-1:26	7-55

STATISTICAL LEADERS

► Kansas State

Rushing	Att	Yds	TD	Lg	Avg
Barnes	16	99	1	20	6.2
Ertz	13	76	1	35	5.8
Warmack	7	43	1	13	6.1
McCoy	4	33	1	15	8.2
Dimel	4	29	1	11	7.2
Burns	5	15	0	6	3.0
Thompson	2	9	0	9	4.5

Passing	C-A-I	Yds	TD	Lg	Sack
Ertz	16-21-0	178	0	29	1
Thompson	1-2-0	11	0	11	0

Receiving	Rec	Yds	TD	Lg
Zuber	7	73	0	15
Schoen	4	61	0	29
Heath	3	24	0	14
Harris	2	20	0	13
Strickland	1	11	0	11

► Charlotte

Rushing	Att	Yds	TD	Lg	Avg
Klugh	10	33	1	19	3.3
Washington	7	28	0	14	4.0
LeMay, B.	3	25	0	12	8.3
McAllister	6	16	0	7	2.7
Montgomery	1	5	0	5	5.0
Barden	1	3	0	3	3.0

Passing	C-A-I	Yds	TD	Lg	Sack
Klugh	8-19-1	33	0	10	0
Barden	2-6-1	25	0	20	0

Receiving	Rec	Yds	TD	Lg
LeMay, U.	2	25	0	20
Tyler	2	11	0	8
Bostick	2	1	0	2
LeMay, B.	1	10	0	10
Mullen	1	8	0	8
Quattlebaum	1	5	0	5

THE LAST TIME...

Cumulative team stats from the Missouri State game not included

SCORING

All Games

Scored 40 or more points	55, vs. Charlotte (9/9/2017)
Scored 50 or more points	55, vs. Charlotte (9/9/2017)
Scored 60 or more points	63, vs. Florida Atlantic (9/17/2016)
Scored 70 or more points	76, vs. Ball State (9/16/2000)
Was held to 10 or fewer points	0, vs. Oklahoma (10/17/2015)
Was held to 7 or fewer points	0, vs. Oklahoma (10/17/2015)
Was shut out	vs. Oklahoma (10/17/2015)
Was shut out in a half	1st and 2nd halves, vs. Oklahoma (10/17/2015)
Was shut out in back-to-back games	at Kansas, 0-28 and vs. Nebraska, 0-12 (1975)

Allowed 40 or more points	43, vs. Oklahoma State (11/5/2016)
Allowed 50 or more points	59, at Texas Tech (11/14/2015)
Allowed 60 or more points	66, at Texas Tech (10/10/2009)
Allowed 70 or more points	73, at Nebraska (11/10/2007)
Allowed a safety	at Iowa State (10/29/2016)
Allowed a two-point conversion	Jalen McCleskey to Rennie Childs, vs. OSU (11/5/2016)

Held an opponent to 10 or fewer points	6, at TCU (12/3/2016)
Held an opponent to 7 or fewer points	6, at TCU (12/3/2016)
Shut out an opponent	vs. South Dakota (9/5/2015)
Shut out an opponent in a half	2nd half, at TCU (12/3/2016)
Back-to-back shutouts	vs. Akron, 67-0; vs. N. Illinois, 44-0; vs. Missouri, 30-0 (1995)

Largest deficit overcome for a win	21 points
vs. Iowa State, 14-35 in 3rd quarter (11/21/2015)	
at Missouri, 0-21 in 2nd quarter (11/6/2004)	
vs. Oklahoma State, 0-21 in 2nd quarter (10/23/1999)	
vs. Iowa State, 7-28 in 3rd quarter (9/25/1999)	
Overtime game	3 OT vs. Louisiana Tech; W, 39-33 (9/19/2015)
Come-from-behind win (trailing in 4th quarter)	vs. West Virginia, 17-23 (12/5/2015)

Home Games

Scored 40 or more points	55, vs. Charlotte (9/9/2017)
Scored 50 or more points	55, vs. Charlotte (9/9/2017)
Scored 60 or more points	63, vs. Florida Atlantic (9/17/2016)
Scored 70 or more points	76, vs. Ball State (9/16/2000)
Was held to 10 or fewer points	0, vs. Oklahoma (10/17/2015)
Was held to 7 or fewer points	0, vs. Oklahoma (10/17/2015)
Was shutout	vs. Oklahoma (10/17/2015)
Was shutout in a half	1st and 2nd halves, vs. Oklahoma (10/17/2015)
Was shutout in back-to-back games	vs. Nebraska, 0-41 and vs. Oklahoma, 0-27 (1965)

Allowed 40 or more points	43, vs. Oklahoma State (11/5/2016)
Allowed 50 or more points	55, vs. Oklahoma (10/17/2015)
Allowed 60 or more points	61, vs. Missouri (10/20/1984)
Allowed 70 or more points	75, vs. Oklahoma (10/23/1971)

Held an opponent to 10 or fewer points	7, vs. Florida Atlantic (9/17/2016)
Held an opponent to 7 or fewer points	7, vs. Florida Atlantic (9/17/2016)
Shut out an opponent	vs. South Dakota (9/5/2015)
Shut out an opponent in a half	2nd half, vs. Iowa State (11/21/2015)
Back-to-back shutouts	vs. Akron, 67-0; vs. N. Illinois, 44-0; vs. Missouri, 30-0 (1995)

Away/Neutral Games

Scored 40 or more points	42, at Baylor (11/19/2015)
Scored 50 or more points	55, at West Virginia (10/20/2012)
Scored 60 or more points	64, at Kansas (11/2/2002)
Scored 70 or more points	75, at Drury (10/17/1910)

Was held to 10 or fewer points	9, at Texas (10/24/2015)
Was held to 7 or fewer points	3, at Nebraska (11/21/2009)
Was shut out	at Colorado (11/16/1996)
Was shut out in a half	2nd half, at Nebraska (10/21/2009)
Was shut out in back-to-back games	at LSU, 0-21 and at Tulsa, 0-3 (1980)

Allowed 40 or more points	45, vs. Arkansas (1/2/2016)
Allowed 50 or more points	59, at Texas Tech (11/14/2015)
Allowed 60 or more points	66, at Texas Tech (10/10/2009)
Allowed 70 or more points	73, at Nebraska (11/10/2007)

Held an opponent to 10 or fewer points	6, at TCU (12/3/2016)
Held an opponent to 7 or fewer points	6, at TCU (12/3/2016)
Shut out an opponent	at Iowa State (11/8/2003)
Shut out an opponent in a half	2nd half, at TCU (12/3/2016)
Back-to-back shutouts	at Kansas, 64-0 and at Missouri, 38-0 (2002)

vs. NATIONALLY-RANKED OPPONENTS

vs. AP Top 25

Defeated a ranked opponent	at #11 Oklahoma, 31-30 (10/18/2014)
Defeated a ranked opponent at home	vs. #23 Texas, 42-24 (12/1/2012)
Defeated a ranked opponent on the road/neutral site	at #11 OU, 31-30 (10/18/2014)
Defeated a ranked opponent in consec. chances	vs. #24 OSU and vs. #23 UT (2012)
Defeated a ranked opponent in 3 consec. chances	at #6 Oklahoma; at #13 West Virginia; vs. #15 Texas Tech; vs. #24 Oklahoma; vs. #23 Texas (2012)

Lost to a ranked opponent	vs. #22 Oklahoma State, 43-37 (11/5/2016)
Lost to a ranked opponent at home	vs. #22 Oklahoma State, 43-37 (11/5/2016)
Lost to a ranked opponent on the road/neutral site	at #19 Oklahoma, 38-17 (10/15/2016)

K-STATE TEAM OFFENSE

Total Offense

Had 400 yards or more total offense	493 (304 rush/189 pass), vs. Charlotte (9/9/2017)
Had 500 yards or more total offense	519 (186 rush/333 pass), vs. C. Arkansas (9/2/2017)
Had 600 yards or more total offense	658 (305 rush/353 pass), vs. North Texas (9/24/2005)

Consec. gms. with 500-plus yards of offense	502, at Iowa State and 561, at Nebraska (2003)
Four consec. gms with 500-plus yards of offense	573 vs. Iowa State; 566 at Kansas; 518 at Baylor; 512 vs. Nebraska (1998)

Was held to 300 or fewer yards total offense	286 (120 rush/166 pass), at WVU (10/1/2016)
Was held to 200 or fewer yards total offense	110 (65 rush/45 pass), vs. OU (10/17/2015)
Was held to 100 or fewer yards total offense	86 (25 rush/61 pass), vs. NU (10/5/1996)

Rushing Yards

Had 250 or more rushing yards	304, vs. Charlotte (9/9/2017)
Had 300 or more rushing yards	304, vs. Charlotte (9/9/2017)
Had 400 or more rushing yards	415, vs. Nebraska (11/16/2002)

Was held to 100 or fewer rushing yards	92, at Stanford (9/2/2016)
Was held to 50 or fewer rushing yards	31, vs. UCLA (1/2/2015)
Was held to negative rushing yards	-12, vs. Texas Tech (8/31/1996)

Rushing Touchdowns

Had 3 or more rushing touchdowns	5, vs. Charlotte (9/9/2017)
Had 4 or more rushing touchdowns	5, vs. Charlotte (9/9/2017)
Had 5 or more rushing touchdowns	5, vs. Charlotte (9/9/2017)

Was held without a rushing touchdown	at Stanford (9/2/2016)
Was held without a rushing touchdown in consec. games	vs. Oklahoma and at Texas (2015)

Passing Yards

Had 350 or more passing yards	400, at West Virginia (11/20/2014)
Had 400 or more passing yards	400, at West Virginia (11/20/2014)
Had 450 or more passing yards	486, vs. Oklahoma (10/25/2008)

Was held to 200 or fewer passing yards	195, vs. Texas A&M (12/28/2016)
Was held to 150 or fewer passing yards	99, vs. Kansas (11/26/2016)
Was held to 100 or fewer passing yards	99, vs. Kansas (11/26/2016)

THE LAST TIME...

Passing Touchdowns

Had 3 or more passing touchdowns 4, vs. Central Arkansas (9/2/2017)
 Had 4 or more passing touchdowns 4, vs. Central Arkansas (9/2/2017)

Was held without a passing touchdown vs. Charlotte (9/9/2017)
 Was held without a passing touchdown in consec. games at Baylor and vs. Kansas (2016)

First Downs

Had 25 or more first downs 28, vs. Charlotte (9/9/2017)
 Had 30 or more first downs 30, vs. Texas Tech (10/27/2012)
 Had 35 or more first downs 37, vs. Iowa State (10/24/1998)

Had 15 or fewer first downs 13, vs. Arkansas (1/2/2016)
 Had 10 or fewer first downs 7, vs. Oklahoma (10/17/2015)
 Had 5 or fewer first downs 3, at Colorado (10/24/1992)

Turnovers

Lost 3 or more fumbles 3, at Texas (9/21/2013)
 Lost 4 or more fumbles 4, vs. Eastern Kentucky (9/3/2011)
 Lost 5 or more fumbles 5, vs. USC (9/21/2002)

Threw 3 or more interceptions 3, vs. Oklahoma (10/17/2015)
 Threw 4 or more interceptions 4, vs. Purdue (12/29/1998)
 Threw 5 or more interceptions 5, vs. Iowa (9/10/1988)

Did not throw an interception vs. Central Arkansas (9/2/2017)
 Did not throw an INT in consec. games at Baylor; vs. Kansas; at TCU;
 vs. Texas A&M (2016), vs. UCA; vs. Charlotte (2017)

Committed 5 or more turnovers 5, at Oklahoma State (10/5/2013)
 Committed 6 or more turnovers 6, at Kansas (11/18/2006)
 Did not commit a turnover vs. Charlotte (9/9/2017)
 Did not commit a turnover in consec. games vs. Texas A&M (12/28/2016),
 vs. Central Arkansas (9/2/2017), vs. Charlotte (9/9/2017)

Time of Possession

Had 35:00 or more time of possession 36:06, vs. Charlotte (9/9/2017)
 Had 36:00 or more time of possession 36:06, vs. Charlotte (9/9/2017)
 Had 37:00 or more time of possession 38:27, vs. Texas (10/22/2016)
 Had 38:00 or more time of possession 38:27, vs. Texas (10/22/2016)
 Had 39:00 or more time of possession 39:45, vs. TCU (10/10/2015)
 Had 40:00 or more time of possession 40:09, vs. Texas Tech (10/4/2014)

Had 23:00 or less of time of possession 22:47, vs. Central Arkansas (9/2/2017)
 Had 22:00 or less of time of possession 18:34, at Louisville (9/17/2008)
 Had 21:00 or less of time of possession 18:34, at Louisville (9/17/2008)
 Had 20:00 or less of time of possession 18:34, at Louisville (9/17/2008)

Penalties

Had 8 or more penalties 12, vs. Texas A&M (12/28/2016)
 Had 10 or more penalties 12, vs. Texas A&M (12/28/2016)
 Had 12 or more penalties 12, vs. Texas A&M (12/28/2016)
 Had 15 or more penalties 16, vs. Missouri State (9/15/2007)

Had 5 or less penalties 5, vs. Kansas (11/26/2016)
 Had 3 or less penalties 1, at Kansas (11/28/2015)
 Did not commit a penalty 0, vs. Auburn (9/18/2014)

Penalty Yards

Had 75 or more penalty yards 80 (12 pen.) vs. Texas A&M (12/28/2016)
 Had 100 or more penalty yards 105 (12 pen.) vs. Florida Atlantic (9/17/2016)
 Had 125 or more penalty yards 162 (16 pen.) vs. Missouri State (9/15/2007)
 Had 150 or more penalty yards 162 (16 pen.) vs. Missouri State (9/15/2007)

Had 40 or less penalty yards 31, vs. Oklahoma State (11/5/2016)
 Had 20 or less penalty yards 5, at Kansas (11/28/2015)
 Had 10 or less penalty yards 5, at Kansas (11/28/2015)
 Did not have any penalty yards 0, vs. Auburn (9/18/2014)

K-STATE INDIVIDUAL RUSHING

Attempts

Had 25 or more rushing attempts 30, Jesse Ertz vs. Oklahoma State (11/5/2016)
 Had 30 or more rushing attempts 30, Jesse Ertz vs. Oklahoma State (11/5/2016)
 Had 35 or more rushing attempts 35, Collin Klein vs. Texas A&M (11/12/2011)
 Had 40 or more rushing attempts 42, Darren Sproles vs. Western Kentucky (9/4/2004)

Yards

Rushed for 100 or more yards 170, Jesse Ertz/133, Justin Silmon at TCU (12/3/2016)
 Rushed for 150 or more yards 170, Jesse Ertz at TCU (12/3/2016)
 Rushed for 200 or more yards 220, John Hubert at Kansas (11/30/2013)
 Rushed for 100 or more yards (QB) 170, Jesse Ertz at TCU (12/3/2016)
 Rushed for 150 or more yards (QB) 170, Jesse Ertz at TCU (12/3/2016)
 Had two 100-yard rushers 170, Jesse Ertz and 133, Justin Silmon at TCU (12/3/2016)

Consec. 100-yard rushing games 2, Alex Barnes
 129 at Baylor (11/19/2016) and 103 vs. Kansas (11/26/2016)
 Consec. 150-yard rushing games 2, Thomas Clayton
 177 vs. Florida International (9/3/2005) and 152 at Marshall (9/10/2005)
 Consec. 175-yard rushing games 2, Darren Sproles
 273 vs. Missouri (11/22/2003) and 235 vs. Oklahoma (12/6/2003)
 Consec. 200-yard rushing games 2, Darren Sproles
 273 vs. Missouri (11/22/2003) and 235 vs. Oklahoma (12/6/2003)

Had a run of 50 or more yards 52 (TD), Dominique Heath vs. Texas A&M (12/28/2016)
 Had a run of 60 or more yards 63 (TD), John Hubert at Texas Tech (11/9/2013)
 Had a run of 70 or more yards 95 (TD), John Hubert vs. Missouri State (9/1/2012)
 Had a run of 80 or more yards 95 (TD), John Hubert vs. Missouri State (9/1/2012)
 Had a run of 90 or more yards 95 (TD), John Hubert vs. Missouri State (9/1/2012)

Touchdowns

Rushed for 3 or more touchdowns 4, Alex Barnes at Baylor (11/19/2016)
 Rushed for 4 or more touchdowns 4, Alex Barnes at Baylor (11/19/2016)
 Rushed for 5 or more touchdowns 5, Collin Klein vs. Texas A&M (11/12/2011)
 Had two players rush for two or more touchdowns 4, Alex Barnes and 2, Winston Dimel
 at Baylor (11/19/2016)

K-STATE INDIVIDUAL PASSING

Attempts

Had 30 or more pass attempts 30, Jesse Ertz at West Virginia (10/1/2016)
 Had 35 or more pass attempts 41, Joe Hubener at Texas Tech (11/14/2015)
 Had 40 or more pass attempts 41, Joe Hubener at Texas Tech (11/14/2015)
 Had 45 or more pass attempts 48, Jake Waters vs. UCLA (1/2/2015)
 Had 50 or more pass attempts 50, Collin Klein at Baylor (11/17/2012)

Completions

Had 20 or more pass completions 20, Jesse Ertz vs. Texas (10/22/2016)
 Had 25 or more pass completions 31, Jake Waters vs. UCLA (1/2/2015)
 Had 30 or more pass completions 31, Jake Waters vs. UCLA (1/2/2015)
 Had 35 or more pass completions 36, Josh Freeman at Oklahoma State (10/20/2007)

Yards

Threw for 250 or more yards 333, Jesse Ertz vs. Central Arkansas (9/2/2017)
 Threw for 300 or more yards 333, Jesse Ertz vs. Central Arkansas (9/2/2017)
 Threw for 350 or more yards 400, Jake Waters at West Virginia (11/20/2014)
 Threw for 400 or more yards 400, Jake Waters at West Virginia (11/20/2014)

Consec. 200-yard passing games 2, Joe Hubener
 289 at Texas Tech (11/14/2015) and 216 vs. Iowa State (11/21/2015)
 Consec. 250-yard passing games 5, Jake Waters
 291 at TCU (11/8/2014); 400 at West Virginia (11/20/2014); 294 vs. Kansas (11/29/2014);
 300 at Baylor (12/6/2014); 338 vs. UCLA (1/2/2015)
 Consec. 300-yard passing games 2, Jake Waters
 300 at Baylor (12/6/2014) and 338 vs. UCLA (1/2/2015)

THE LAST TIME...

Had a pass of 50 or more yards 69 (TD), Jesse Ertz vs. Central Arkansas (9/2/2017)
 Had a pass of 60 or more yards 69 (TD), Jesse Ertz vs. Central Arkansas (9/2/2017)
 Had a pass of 70 or more yards 70 (TD), Jesse Ertz vs. Central Arkansas (9/2/2017)
 Had a pass of 80 or more yards 83 (TD), Jesse Ertz at TCU (12/3/2016)
 Had a pass of 90 or more yards 90 (TD), Jake Waters vs. Oklahoma (11/23/2013)

Touchdowns

Threw 2 or more touchdowns 4, Jesse Ertz vs. Central Arkansas (9/2/2017)
 Threw 3 or more touchdowns 4, Jesse Ertz vs. Central Arkansas (9/2/2017)
 Threw 4 or more touchdowns 4, Jesse Ertz vs. Central Arkansas (9/2/2017)
 Non-QB threw a touchdown pass Glenn Gronkowski (FB) vs. Iowa State (11/21/2015)

Interceptions

Threw 3 or more interceptions 3, Collin Klein at Baylor (11/17/2012)
 Threw 4 or more interceptions 4, Michael Bishop vs. Purdue (12/29/1998)
 Threw 5 or more interceptions 5, Carl Straw vs. Iowa (9/10/1988)

K-STATE INDIVIDUAL RECEIVING

Receptions

Had 8 or more receptions 9, Dominique Heath at Iowa State (10/29/2016)
 Had 10 or more receptions 13, Tyler Lockett and 10, Curry Sexton vs. UCLA (1/2/2015)
 Had 12 or more receptions 13, Tyler Lockett vs. UCLA (1/2/2015)
 Had 14 or more receptions 14, Tyler Lockett at Baylor (12/6/2014)

Yards

Had 100 or more receiving yards 121, Byron Pringle/118, Isaiah Harris vs. UCA (9/2/2017)
 Had 125 or more receiving yards 126, Byron Pringle at TCU (12/3/2016)
 Had 150 or more receiving yards 164, Tyler Lockett vs. UCLA (1/2/2015)
 Had 175 or more receiving yards 196, Tyler Lockett at West Virginia (11/20/2014)
 Had 200 or more receiving yards 278, Tyler Lockett vs. Oklahoma (11/23/2013)
 Had two 100-yard receivers ...121, Byron Pringle and 118, Isaiah Harris vs. UCA (9/2/2017)

Consec. 100-yard receiving games 3, Byron Pringle
 126 at TCU (12/3/2016), 107 vs. Texas A&M (12/28/16) and 121 vs. UCA (9/2/2017)
 Consec. 125-yard rushing games 2, Tyler Lockett
 158 at Baylor (12/6/2014) and 164 vs. UCLA (1/2/2015)
 Consec. 150-yard rushing games 2, Tyler Lockett
 158 at Baylor (12/6/2014) and 164 vs. UCLA (1/2/2015)
 Consec. 175-yard rushing games 2, Tyler Lockett
 196 at TCU (11/8/2014) and 196 at West Virginia (11/20/2014)

Had a reception of 50 or more yards .. 69 (TD), Isaiah Harris vs. Central Arkansas (9/2/2017)
 Had a reception of 60 or more yards .. 69 (TD), Isaiah Harris vs. Central Arkansas (9/2/2017)
 Had a reception of 70 or more yards 70 (TD), Dalton Schoen vs. Central Arkansas (9/2/2017)
 Had a reception of 80 or more yards 83 (TD), Byron Pringle at TCU (12/3/2016)
 Had a reception of 90 or more yards 90 (TD), Tyler Lockett vs. Oklahoma (11/23/2013)

Touchdowns

Had 2 or more touchdown receptions 2, Kody Cook vs. Louisiana Tech (9/19/2015)
 Had 3 or more touchdown receptions 3, Tyler Lockett vs. Michigan (12/28/2013)
 Had two players with 2 or more touchdown receptions 2, Tyler Lockett and 2, Curry Sexton
 vs. Texas Tech (10/4/2014)

K-STATE MISCELLANEOUS OFFENSE

Have two 100-yard rushers and a 100-yard receiver Jesse Ertz (170 rush),
 Justin Silmon (133 rush) and Byron Pringle (126 rec) at TCU (12/3/2016)
 Have a 100-yard rusher and two 100-yard receivers Jake Waters (105 rush),
 Curry Sexton (128 rec) and Tyler Lockett (125 rec) vs. Texas Tech (10/4/2014)
 Have a 100-yard rusher, 100-yard receiver and 300-yard passer James Johnson (129 rush)
 Jordy Nelson (125 rec), Deon Murphy (106 rec) and Josh Freeman (320 pass) at NU (11/10/2007)
 Have a player with 300 yards passing and 100 yards rushing Michael Bishop
 (341 pass/101 rush) vs. Texas A&M (12/5/1998)
 Have a player with 100 yards passing and rushing Jesse Ertz (170 rush/159 pass)
 at TCU (12/3/2016)
 Have a player with 300 or more yards of total offense 368, Jesse Ertz (333 pass/35 rush)
 vs. Central Arkansas (9/2/2017)

Have a player with 400 or more yards of total offense 413, Jake Waters (400 pass/13 rush)
 at West Virginia (11/20/2014)
 Have a player with 300 or more all-purpose yards 321, Tyler Lockett
 (196 rec/66 pr/59 kr) at West Virginia (11/20/2014)
 Have a player with 6 or more touchdowns responsible for 7, Collin Klein
 (3 pass/4 rush) at West Virginia (10/20/2012)
 Have a player with 4 or more touchdowns scored 4, Alex Barnes
 (4 rush) at Baylor (11/19/2016)

Game-winning TD with less than one minute 0:24, Carson Coffman vs. UCF (9/25/2010)
 Game-winning TD in overtime Collin Klein vs. Texas A&M (11/12/2011)
 Two-point Conversion Jake Waters to Tyler Lockett vs. UCLA (1/2/2015)
 TD on an offensive fumble recovery Tramaine Thompson (0 yds) vs. Texas A&M (11/12/2011)

K-STATE TEAM DEFENSE

Total Defense

Allow 250 or fewer total yards 168 (110 rush/58 pass), vs. Charlotte (9/9/2017)
 Allow 200 or fewer total yards 168 (110 rush/58 pass), vs. Charlotte (9/9/2017)
 Allow 150 or fewer total yards 129 (10 rush/119 pass), vs. Eastern Kentucky (9/3/2011)
 Allow 100 or fewer total yards 53 (46 rush/5 pass), vs. Ball State (9/16/2000)
 Allow 450 or more total yards 454 (144 rush/310 pass), vs. Texas A&M (12/28/2016)
 Allow 500 or more total yards 637 (180 rush/457 pass), vs. Oklahoma State (11/5/2016)
 Allow 550 or more total yards 637 (180 rush/457 pass), vs. Oklahoma State (11/5/2016)
 Allow 600 or more total yards 637 (180 rush/457 pass), vs. Oklahoma State (11/5/2016)

Rushing Defense

Allowed 100 or fewer rushing yards 63, vs. Texas Tech (10/8/2016)
 Allowed 50 or fewer rushing yards 49, at Oklahoma State (10/3/2015)
 Allowed 10 or fewer rushing yards 10, vs. Eastern Kentucky (9/3/2011)
 Allowed negative rushing yards -13, vs. Texas A&M (10/17/2009)
 Allowed 250 or more rushing yards 254, vs. Arkansas (1/2/2016)
 Allowed 300 or more rushing yards 331, vs. UCLA (1/2/2015)
 Allowed 350 or more rushing yards 451 vs. Nebraska (10/7/2010)
 Allowed 400 or more rushing yards 451 vs. Nebraska (10/7/2010)

Rushing Touchdown Defense

Did not allow a rushing touchdown at TCU (12/3/2016)
 Did not allow a rushing touchdown in consec. games at Baylor, vs. Kansas, at TCU (2016)
 Allowed 3 or more rushing touchdowns 3, vs. Texas Tech (10/8/2016)
 Allowed 4 or more rushing touchdowns 5, vs. Arkansas (1/2/2015)
 Allowed 5 or more rushing touchdowns 5, vs. Arkansas (1/2/2015)

Passing Defense

Allowed 200 or fewer passing yards 58, vs. Charlotte (9/9/2017)
 Allowed 100 or fewer passing yards 58, vs. Charlotte (9/9/2017)
 Allowed 50 or fewer passing yards 5, vs. Ball State (9/16/2000)
 Allowed 350 or more passing yards 457, vs. Oklahoma State (11/5/2016)
 Allowed 400 or more passing yards 457, vs. Oklahoma State (11/5/2016)
 Allowed 450 or more passing yards 457, vs. Oklahoma State (11/5/2016)

Passing Touchdown Defense

Did not allow a passing touchdown vs. Charlotte (9/9/2017)
 Did not allow a passing touchdown in consec. games vs. South Dakota; at UTSA (2015)
 Allowed 3 or more passing touchdowns 3, vs. Texas A&M (12/28/2016)
 Allowed 4 or more passing touchdowns 5, vs. Oklahoma State (11/5/2016)
 Allowed 5 or more passing touchdowns 5, vs. Oklahoma State (11/5/2016)

Tackles for Loss

Recorded 8 or more TFLs 9.0, vs. Central Arkansas (9/2/2017)
 Recorded 10 or more TFLs 11.0, at TCU (12/3/2016)
 Recorded 11 or more TFLs 11.0, at TCU (12/3/2016)
 Recorded 12 or more TFLs 12.0, vs. Texas A&M (10/17/2009)

THE LAST TIME...

Recorded 13 or more TFLs 13.0, vs. Baylor (10/27/2007)
 Recorded 14 or more TFLs 14.0, vs. Baylor (11/1/2003)
 Did not have a TFL at Iowa State (10/13/2012)

Sacks

Recorded 4 or more sacks 4.0, vs. Central Arkansas (9/2/2017)
 Recorded 6 or more sacks 6.0, vs. Louisiana Tech (9/19/2015)
 Recorded 7 or more sacks 8.0, vs. Baylor (11/1/2003)
 Recorded 8 or more sacks 8.0, vs. Baylor (11/1/2003)
 Recorded 9 or more sacks 9.0, at Kansas (10/7/2000)
 Did not have a sack vs. Charlotte (9/9/2017)

Forced Turnovers

Recovered 3 or more fumbles 3, vs. Iowa State (11/21/2015)
 Recovered 4 or more fumbles 4, vs. Iowa State (11/21/2015)
 Recovered 5 or more fumbles 5, at Kansas (11/2/2002)

Intercepted 3 or more interceptions 3, at Baylor (11/19/2016)
 Intercepted 4 or more interceptions 4, vs. Texas Tech (10/4/2014)
 Intercepted 5 or more interceptions 5, vs. Texas (11/6/2010)

Forced 5 or more turnovers 6, at Kansas (11/30/2013)
 Forced 6 or more turnovers 6, at Kansas (11/30/2013)

First Downs Allowed

Allowed 15 or fewer first downs 10, vs. Charlotte (9/9/2017)
 Allowed 10 or fewer first downs 10, vs. Charlotte (9/9/2017)
 Allowed 5 or fewer first downs 5, vs. North Texas (9/24/2005)

Allowed 25 or more first downs 28 (15r/12p/1pn), vs. Central Arkansas (9/2/2017)
 Allowed 30 or more first downs 33 (4r/26p/3pn), vs. Texas Tech (10/8/2016)
 Allowed 35 or more first downs 35 (11r/23p/1pn), at Nebraska (11/10/2007)

Team Defensive Miscellaneous

Scored a safety at Louisiana (9/12/2009)
 Scored two safeties at Nebraska (11/12/2005)
 Scored two safeties in one quarter at Nebraska; 3rd quarter (11/12/2005)

K-STATE INDIVIDUAL DEFENSE

Tackles

Had 10 or more tackles 12, Elijah Lee vs. Texas A&M (12/28/2016)
 Had 12 or more tackles 12, Elijah Lee vs. Texas A&M (12/28/2016)
 Had 13 or more tackles 14, D.J. Reed at Iowa State (10/29/2016)
 Had 14 or more tackles 14, D.J. Reed at Iowa State (10/29/2016)
 Had 15 or more tackles 17, Charmeachealle Moore vs. West Virginia (12/5/2015)

Tackles for Loss

Had 3 or more tackles for loss 3.5, Will Geary/3.0, Cre Moore at TCU (12/3/2016)
 Had 4 or more tackles for loss 4.0, Charmeachealle Moore vs. West Virginia (12/5/2015)
 Had 5 or more tackles for loss 5.0, Ian Campbell vs. Illinois State (9/2/2006)

Sacks

Had 2 or sacks 2.0, Reggie Walker at TCU (12/3/2016)
 Had 3 or sacks 3.5, Jordan Willis vs. Louisiana Tech (9/19/2015)
 Had 4 or sacks 4.0, Chris Johnson at Missouri (11/18/2000)

Interceptions

Intercepted 2 or more passes 2, Donnie Starks at Baylor (11/19/2016)
 Intercepted 3 or more passes 3, Allen Chapman vs. Oklahoma State (11/3/2012)
 Intercepted 4 or more passes 4, Jaime Mendez vs. Temple (9/26/1992)

Pass Breakups

Had 3 or more pass breakups 3, D.J. Reed vs. Kansas (11/26/2016)
 Had 4 or more pass breakups 4, D.J. Reed at Baylor (11/19/2016)
 Had 5 or more pass breakups 6, Terence Newman at Oklahoma (9/29/2001)

Fumbles

Forced 2 or more fumbles 2, Jordan Willis vs. Iowa State (11/21/2015)
 Recovered 2 or more fumbles 2, Ian Campbell vs. Baylor (10/27/2007)

Scoring

TD on an interception return Kendall Adams (30 yards) vs. Charlotte (9/9/2017)
 TD on a fumble return Kendall Adams (46 yards) vs. Charlotte (9/9/2017)
 Safety via tackle in end zone Steven Cline vs. Missouri (11/19/2005)

K-STATE INDIVIDUAL SPECIAL TEAMS

Kickoff Returns

Had 150 or more KOR yards 159, Byron Pringle vs. Texas Tech (10/8/2016)
 Had 200 or more KOR yards 201, Morgan Burns vs. West Virginia (12/5/2015)

TD on a kickoff return Byron Pringle (99 yds) vs. Texas Tech (10/8/2016)
 Had 2 or more KOR touchdowns 2, Brandon Banks (91 and 92 yds) vs. Tenn. Tech (9/26/2009)
 Had KOR touchdowns in consec. games 2, Morgan Burns (93 yds) at Texas Tech and (100 yds) vs. Iowa State (2015)
 Had a KOR touchdown to open a game Morgan Burns (100 yds) vs. South Dakota (9/5/2015)

Punt Returns

Had 75 or more punt return yards 75, Dominique Heath vs. Florida Atlantic (9/17/2016)
 Had 100 or more punt return yards 143, Tyler Lockett vs. UTEP (9/27/2014)
 Had 125 or more punt return yards 143, Tyler Lockett vs. UTEP (9/27/2014)
 Had 150 or more punt return yards 172, David Allen vs. Texas (9/18/1998)

TD on a punt return D.J. Reed (62 yds) vs. Central Arkansas (9/2/2017)
 Had punt return TDs in consec. games 2, Aaron Lockett (69 yds) vs. Louisiana Tech and (84 yds) vs. Ball State (2000)
 Had punt return TDs in 3 consec. games 3, David Allen (63 yds) vs. Indiana State; (69 yds) vs. Northern Illinois; (93 yds) vs. Texas (1998)

Field Goals/PATs

Had 3 or more field goals 3, Matthew McCrane vs. Texas Tech (10/8/2016)
 Had 4 or more field goals 4, Jack Cantele vs. Louisiana Tech (9/19/2015)
 Had 5 or more field goals 5, Jamie Rheem at Texas (10/2/1999)
 Game-winning FG with less than one minute 0:03 (42 yds), Jack Cantele vs. ISU (11/21/2015)

Made a 47-yd FG or longer 53, Matthew McCrane vs. Central Arkansas (9/2/2017)
 Made a 48-yd FG or longer 53, Matthew McCrane vs. Central Arkansas (9/2/2017)
 Made a 49-yd FG or longer 53, Matthew McCrane vs. Central Arkansas (9/2/2017)
 Made a 50-yd FG or longer 53, Matthew McCrane vs. Central Arkansas (9/2/2017)
 Made a 51-yd FG or longer 53, Matthew McCrane vs. Central Arkansas (9/2/2017)
 Made a 52-yd FG or longer 53, Matthew McCrane vs. Central Arkansas (9/2/2017)
 Made a 53-yd FG or longer 53, Matthew McCrane vs. Central Arkansas (9/2/2017)
 Made a 54-yd FG or longer 54, Anthony Cantele vs. Oklahoma (10/29/2011)
 Made a 55-yd FG or longer 55, Jeff Snodgrass vs. North Texas (9/24/2005)

Made 5 or more PATs 6, Matthew McCrane vs. Charlotte (9/9/2017)
 Made 6 or more PATs 6, Matthew McCrane vs. Charlotte (9/9/2017)
 Made 7 or more PATs 7, Matthew McCrane vs. Central Arkansas (9/2/2017)
 Made 8 or more PATs 9, Matthew McCrane vs. Florida Atlantic (9/17/2016)

Blocked Kicks/Onside Kick

Blocked an extra point Jordan Willis at Oklahoma State (10/3/2015)
 Blocked a field goal Marquel Bryant vs. Arkansas (1/2/2016)
 Blocked a punt Jayd Kirby vs. Oklahoma State (11/5/2016)
 Had 2 or more blocked kicks 2, Raphael Guidry (2 FGs) at Texas Tech (10/15/2011)
 TD on blocked field goal Kip Daily (65 yds) at Oklahoma State (10/5/2013)
 TD on blocked punt return Morgan Burns (0 yds) at Kansas (11/28/2015)
 Defensive extra point Nigel Malone (68-yd blocked XP return) vs. Arkansas (1/6/2012)
 Recovered an onside kick Jayd Kirby at Stanford (9/2/2016)

THE LAST TIME...

OPPONENT INDIVIDUAL RUSHING

Attempts

Had 25 or more rushing attempts 25, Wendell Smallwood, West Virginia (12/5/2015)
Had 30 or more rushing attempts 31, Brennan Clay, Oklahoma (11/23/2013)

Yards

Rushed for 100 or more yards.....114, Carlos Blackman, Central Arkansas (9/2/2017)
Rushed for 150 or more yards..... 185, Alex Collins, Arkansas (1/2/2016)
Rushed for 200 or more yards..... 248, DeAndre Washington, Texas Tech (11/14/2015)
Had two 100-yard rushers 124, Trevone Boykin and 121, Aaron Green, TCU (10/10/2015)

Had a run of 60 or more yards 76 (TD), Mike Warren, Iowa State (11/21/2015)
Had a run of 70 or more yards 76 (TD), Mike Warren, Iowa State (11/21/2015)
Had a run of 80 or more yards 80 (TD), DeAndre Washington, Texas Tech (11/14/2015)
Had a run of 90 or more yards 91 (TD), David Thompson, Oklahoma State (11/18/1995)

Touchdowns

Rushed for 3 or more touchdowns..... 3, Patrick Mahomes, Texas Tech (10/8/2016)
Rushed for 4 or more touchdowns..... 4, Taylor Martinez, Nebraska (10/7/2010)
Had two players rush for 2 or more TDs ...2, Trevone Boykin and 2, Aaron Green, TCU (10/10/2015)

OPPONENT INDIVIDUAL PASSING

Attempts

Had 30 or more pass attempts 35, Hayden Hildebrand, Central Arkansas (9/2/2017)
Had 40 or more pass attempts 48, Trevor Knight, Texas A&M (12/28/2016)
Had 45 or more pass attempts 48, Trevor Knight, Texas A&M (12/28/2016)
Had 50 or more pass attempts 62, Patrick Mahomes, Texas Tech (10/8/2016)

Completions

Had 20 or more pass completions..... 27, Hayden Hildebrand, Central Arkansas (9/2/2017)
Had 25 or more pass completions..... 27, Hayden Hildebrand, Central Arkansas (9/2/2017)
Had 30 or more pass completions..... 30, Trevor Knight, Texas A&M (12/28/2016)
Had 40 or more pass completions..... 45, Patrick Mahomes, Texas Tech (10/8/2016)

Yards

Threw for 250 or more yards..... 310, Trevor Knight, Texas A&M (12/28/2016)
Threw for 300 or more yards..... 310, Trevor Knight, Texas A&M (12/28/2016)
Threw for 350 or more yards..... 457, Mason Rudolph, Oklahoma State (11/5/2016)
Threw for 400 or more yards..... 457, Mason Rudolph, Oklahoma State (11/5/2016)

Had a pass of 50 or more yards 95 (TD), Carter Stanley, Kansas (11/26/2016)
Had a pass of 60 or more yards 95 (TD), Carter Stanley, Kansas (11/26/2016)
Had a pass of 70 or more yards 95 (TD), Carter Stanley, Kansas (11/26/2016)
Had a pass of 80 or more yards 95 (TD), Carter Stanley, Kansas (11/26/2016)
Had a pass of 90 or more yards 95 (TD), Carter Stanley, Kansas (11/26/2016)

Touchdowns

Threw 3 or more touchdowns 3, Trevor Knight, Texas A&M (12/28/2016)
Threw 4 or more touchdowns 5, Mason Rudolph, Oklahoma State (11/5/2016)

OPPONENT INDIVIDUAL RECEIVING

Receptions

Had 8 or more receptions..... 12, Josh Reynolds, Texas A&M (12/28/2016)
Had 10 or more receptions..... 12, Josh Reynolds, Texas A&M (12/28/2016)
Had 12 or more receptions..... 12, Josh Reynolds, Texas A&M (12/28/2016)
Had 14 or more receptions..... 15, Sterling Shepard, Oklahoma (10/18/2014)

Yards

Had 100 or more receiving yards 154, Josh Reynolds, Texas A&M (12/28/2016)
Had 150 or more receiving yards 154, Josh Reynolds, Texas A&M (12/28/2016)
Had 200 or more receiving yards 216, Corey Coleman, Baylor (11/5/2015)
Had two 100-yard receivers..... 216, Corey Coleman and 108, KD Cannon, Baylor (11/5/2015)

Touchdowns

Had 2 or more touchdown receptions 2, Josh Reynolds, Texas A&M (12/28/2016)
Had 3 or more touchdown receptions 3, Dede Westbrook, Oklahoma (10/15/2016)
Had two players with 2 or more TD receptions ...Josh Gordon (2) and Kendall Wright (2), BU (10/23/2010)

OPPONENT INDIVIDUAL DEFENSE

Tackles

Had 10 or more tackles..... 11, Shaan Washington, Texas A&M (12/28/2016)
Had 12 or more tackles..... 12, Nick Orr, TCU (12/3/2016)
Had 13 or more tackles..... 13, J.J. Gaines, Texas Tech (11/14/2015)
Had 14 or more tackles..... 18, Bryce Hager, Baylor (10/12/2013)
Had 15 or more tackles..... 18, Bryce Hager, Baylor (10/12/2013)

Tackles for Loss

Had 3 or more tackles for loss 3.0, Dorance Armstrong, Kansas (11/26/2016)
Had 4 or more tackles for loss 4.0, Bo Ruud, Nebraska (11/12/2005)

Sacks

Had 2 or sacks 2.5, Peter Kalambayi and 2.0, Jordan Watkins, Stanford (9/2/2016)
Had 3 or sacks 3.0, Deon Hollins, UCLA (1/2/2015)
Had 4 or sacks 4.0, Mike Mamula, Boston College (12/25/1994)

Interceptions/Pass Breakups

Intercepted 2 or more passes 2, Zack Sanchez, Oklahoma (10/17/2015)
Had 3 or more pass breakups 3, Jordan Thomas and Will Johnson, OU (10/15/2016)
Had 4 or more pass breakups 4, Michael Thompson, Oklahoma (12/2/2000)

Fumbles

Forced 2 or more fumbles 2, Patrick McClellan, Eastern Kentucky (9/3/2011)
Recovered 2 or more fumbles 2, Jacques Smith, Missouri (11/13/2010)

Scoring

TD on an interception return Zack Sanchez (38 yds), Oklahoma (10/17/2015)
TD on a fumble return Antonio Coleman (34 yds), Auburn (9/1/2007)
Safety via tackle in end zone..... Kane Seeley, Iowa State (10/29/2016)

OPPONENT INDIVIDUAL SPECIAL TEAMS

Kickoff Returns

Had 125 or more KOR yards..... 130, Shelton Gibson, West Virginia (11/20/2014)
Had 150 or more KOR yards..... 199, Tavon Austin, West Virginia (10/20/2012)
TD on a kickoff return..... Darryl Surgent (100 yds), Louisiana (9/7/2013)

Punt Returns

Had 75 or more punt return yards 93, Jarvis West, Iowa State (9/6/2014)
Had 100 or more punt return yards 103, Danny Amendola, Texas Tech (10/30/2004)
TD on a punt return..... Jarvis West (82 yds), Iowa State (9/6/2014)

Field Goals

Had 3 or more field goals 3, Josh Lambert, West Virginia (12/5/2015)
Had 4 or more field goals 4, Jonathan Barnes, Louisiana Tech (9/19/2015)
Game-winning FG with less than one minute 0:32 (37 yds), Ben Grogan, OSU (10/3/2015)

Blocked Kicks/Onside Kick

Blocked an extra point Myles Garrett, Texas A&M (12/28/2016)
Blocked a field goal..... Kyle Rose, West Virginia (11/20/2014)
Blocked a punt..... Jordan Sterns, Oklahoma State (11/1/2014)
TD on blocked punt return D.J. Adeoba (26 yds), Massachusetts (9/5/2009)
Defensive extra point Darrent Williams (85-yd blocked XP return), Oklahoma St. (10/12/2002)
Recovered an onside kick Kansas (11/26/2016)