



VANDERBILT FOOTBALL

GAME NOTES

Kyle Parkinson (kyle.parkinson@vanderbilt.edu) | Larry Leathers (larry.leathers@vanderbilt.edu)

GAME 3



#18 KANSAS STATE at VANDERBILT

Saturday, Sept. 16, 2017 ★ 6:30 p.m. ★ Nashville, Tenn. ★ Vanderbilt Stadium

WILDCATS

Overall: 2-0

Big 12: 0-0

Head Coach:

Bill Snyder (26th season)

Record at KSU: 204-105-1 (.660)

Career record: 204-105-1 (.660)

COMMODORES

Overall: 2-0

SEC: 0-0

Head Coach:

Derek Mason (4th season)

Record at VU: 15-24 (.385)

Career record: 15-24 (.385)



QUICK COMPARISON

KSU

32.2

44

245.0

261.0

506.0

50%

166.5

128.0

294.5

41%



PPG

1st DOWNS

RUSH

PASS

OFFENSE

3rd DOWNS

OPP. RUSH

OPP. PASS

OPP. OFFENSE

OPP. 3rd DOWNS

VU

35.0

33

125.0

261.5

386.5

48%

66.5

105.0

171.5

12%



OPENING KICK

★ Vanderbilt welcomes Kansas State to Vanderbilt Stadium for the first time since 1984.

★ The Commodores' defense enters the weekend with a nationally ranked defense - 1st in the red zone and third down percentage, 2nd in scoring defense, 3rd in total defense, 9th in rush defense and 11th in pass defense.

★ RB Ralph Webb is Vanderbilt's all-time leading rusher with 3,445 yards and ranks 18th all-time in SEC history. He's set to make his 40th straight start.

★ QB Kyle Shurmur's hot start to the season (498 yards, 7 TDs) has pushed him onto the program's top 10 charts in passing yards (9th - 3,410) and touchdowns (9th - 21). He broke a 56-year-old school record last week, completing 83.3% of his passes.

★ The VU defense has already produced eight sacks and 20 tackles for loss in the team's first two games. The Dores had 15 sacks all of last season.

A Vanderbilt victory would...

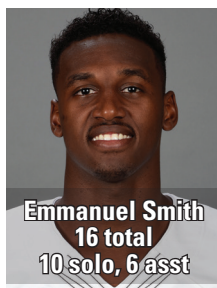
★ Be the team's second straight win over a ranked team (#24 Tennessee in 2016).

★ Make the team 3-0 for first time since 2011.

★ Be the fifth straight win at Vanderbilt Stadium.

VANDERBILT STAT LEADERS

TACKLES



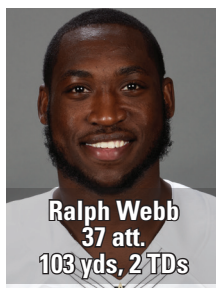
Emmanuel Smith
16 total
10 solo, 6 asst

PASSING



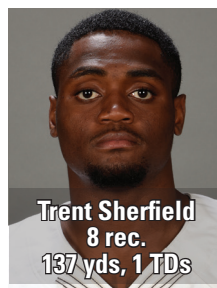
Kyle Shurmur
35/46
498 yds, 7 TDs

RUSHING



Ralph Webb
37 att.
103 yds, 2 TDs

RECEIVING



Trent Sherfield
8 rec.
137 yds, 1 TDs

ESPN

PBP: Mike Couzens

Analyst: John Congemi

VANDERBILT IMG NETWORK

Flagship: WLAC 1510-AM/98.3 FM

Voice of the Commodores: Joe Fisher

Analyst: Norman Jordan

Sideline: Mitch Light

Sirius: 108 | XM: 201



@Middle TN

Sept. 2

Win

28-6



Ala. A&M

Sept. 9

Win

42-0



Kansas St.

Sept. 16

6:30 p.m.

ESPN



Alabama

Sept. 23

2:30 p.m.

CBS



@Florida

Sept. 30

TBA



Georgia

Oct. 7

TBA



@Ole Miss

Oct. 14

TBA



@S. Carolina

Oct. 28

TBA



WKU

Nov. 4

TBA



Kentucky

Nov. 11

TBA



Missouri

Nov. 18

TBA



@Tennessee

Nov. 25

TBA



VANDERBILT FOOTBALL MEDIA SERVICES

**SUNDAY**

OFF

DAY

MONDAY
MORNING
PRACTICENO MEDIA
AVAILABILITY**TUESDAY**
PRESS
CONFERENCECOACH MASON
12:15 p.m.
STUDENT-ATHLETES
12:35 p.m.**WEDNESDAY**
SEC
COACHES
TELECONFERENCECOACH MASON
10:30-10:40 a.m.**THURSDAY**
MORNING
PRACTICECOACH LUDWIG
STUDENT-ATHLETES
9:45 a.m.**FRIDAY**
MORNING
PRACTICENO MEDIA
AVAILABILITY**SATURDAY**KANSAS
STATE
6:30 p.m.
ESPNU**VANDERBILT POST-GAME INTERVIEWS**

Coach Mason's post-game press conferences are held after he addresses the team. Only properly credentialed media will be allowed into the Vanderbilt press conference room at Vanderbilt Stadium and away games.

Mason's remarks will be held in the team's press conference area. The press conference area at Vanderbilt Stadium is located in the south end zone tunnel near the team's locker room.

The Vanderbilt locker room is closed. Up to six student-athletes will be made available for post-game interviews. These interviews will be conducted in the same press conference room as Coach Mason's remarks. The players are available at the conclusion of Mason's conference.

GAME WEEK INTERVIEW POLICY

All interview requests for Coach Mason and Vanderbilt student-athletes **MUST** go through Kyle Parkinson or Larry Leathers prior to the interview. Offensive coordinator Andy Ludwig will be available to media members at the conclusion of practice on Thursday morning. Student-athletes and other assistant coaches will also be available to media after Thursday practices.

Practice sessions are closed to the media.

COACH MASON'S RADIO SHOW WEDNESDAY

The Vanderbilt Coaches Show with Coach Mason, a weekly feature of Nashville flagships NewsRadio 1510 WLAC, is scheduled on Wednesdays. The show starts at 7 p.m. with Coach Mason and the Voice of the Commodores Joe Fisher.

CREDENTIALS

Media seeking credentials should visit sportssystems.com/vanderbilt. Media will call is located at Gate 1 of Vanderbilt Stadium.

**WEEKLY PRESS CONFERENCE
ON TUESDAYS**

Coach Mason will participate in a press conference for local media on Tuesday, Dec. 20 at 11:45 a.m. It is held in the team's post-game press conference room in the south end zone of Vanderbilt Stadium.

Interviews with selected student-athletes will follow Mason's remarks. The press event is available on SEC Network+ and archived at vucommodores.com.

**SEC COACHES TELECONFERENCE:
WEDNESDAY 10:30 A.M.**

Coach Mason is available each Wednesday morning to media outlets as part of the Southeastern Conference Coaches' Teleconference. Mason's 10-minute segment starts at 10:30 a.m. CT. To participate, call the SEC Office at (205) 458-3010.

COACH'S SHOW ON FACEBOOK

New in 2017, The Coach's Show with Derek Mason will be available on Facebook each Friday afternoon of game weeks.

The new show will feature interviews and stories with Coach Mason, assistant coaches and student-athletes while being hosted by the Voice of the Commodores Joe Fisher.

ON THE INTERNET

Vanderbilt's website - vucommodores.com - hosts stories from former Sports Illustrated writer Zac Ellis along with stats, notes and videos.

GAME DAY AT VANDERBILT STADIUM

The press box at Vanderbilt Stadium opens 2.5 hours before kickoff unless otherwise noted. The press box will close approximately three hours after the conclusion of the game.

Game notes and depth charts for both teams will be available in the press box and online at vucommodores.com/FootballGameNotes.

Wireless internet is available in the press box along with live stats via statbroadcast.com.



@vucommodores



/vucommodores



vandyathletics



/vanderbiltathletics

VANDERBILT ATHLETIC COMMUNICATIONS

OFFICE: 615.322.4121

VUCOMMODORES.COM

Kyle Parkinson (Football)

Asst. AD/Communications
Office: 615.343.0020
kyle.parkinson@vanderbilt.edu

Jess Poole (WBB/XC)

Asst. Director of Communications
Office: 615.343.5823
jessica.poole@vanderbilt.edu

Matt Paras (Soccer/Lacrosse)

Communications Assistant
Office: 615.343.4121
matt.paras@vanderbilt.edu

Larry Leathers (Football/W. Golf)

Asst. Director of Communications
Cell: 615.480.8226
larry.leathers@vanderbilt.edu

Catherine Hilley (Social Media/W. Tennis)

Social Media Coordinator
Office: 615.343.0019
catherine.hilley@vanderbilt.edu

Robynn Candish

Administrative Assistant
Office: 615.322.4121
robynn.candish@vanderbilt.edu

Chad Seely (Baseball/Football)

Asst. Director of Communications
Office: 615.343.5823
chad.seely@vanderbilt.edu

Zac Ellis (vucommodores.com)

Writer/Digital Media Editor
Office: 615.322.1012
zac.ellis@vanderbilt.edu

Andy Boggs (MBB/M. Golf)

Asst. Director of Communications
Office: 615.343.1847
andy.boggs@vanderbilt.edu

Jay Kafer (Track & Field/M. Tennis)

Communications Assistant
Office: 615.343.4121
jay.kafer@vanderbilt.edu



VANDERBILT VS. KANSAS STATE BREAKDOWN



CATEGORY	VANDERBILT	KANSAS STATE	CATEGORY	VANDERBILT	KANSAS STATE
Overall	2-0	2-0	Kick Returns: #-Yards	1-22	6-173
SEC/BIG 12	0-0	0-0	Punt Returns: #-Yards	5-63	4-93
Streak	W2	W2	INT Returns: #-Yards	3-37 (2)	3-37
Scoring	70	110	Kick Return Average	22.0 (9)	28.8
Points per Game	35.0 (6)	55.0	Punt Return Average	12.6 (4)	23.2
First Downs	33 (12)	44	INT Return Average	12.3	12.3
Rushing	13	23	Fumbles-Lost	1-0	0-0
Passing	20	20	Fumbles Recovered	2-0	3-3
Penalty	0	1	Penalties-Yards	10-109	11-102
Rushing Yards	250	490	Average per Game	54.5 (11)	51.0
Yards Gained	265	509	Punts-Yards	12-459	3-124
Yards Lost	15	19	Average per Punt	38.2	41.3
Attempts	70	82	Net Punt Average	32.8 (14)	34.7
Average per Rush	3.6	6.0	Time of Possession/Game	33:37 (3)	29:27
Average per Game	125.0 (11)	245.0	3rd Down Conversions	14/29	9/18
TDs	3	7	3rd Down Pct.	48% (3)	50%
Passing Yards	523	522	4th Down Conversions	0/1	0/1
Comp-Att-INT	39-54-0	27-39-0	4th Down Pct.	0% (T11)	0%
Average per Pass	9.7	13.4	Sacks By-Yards	8-60 (T2)	4-28
Average per Catch	13.4	19.3	Sacks Allowed-Yards	1-6 (T2)	2-6
Average per Game	261.5 (3)	261.0	Touchdowns Scored	10	14
TDs Passing	7	4	Field Goals-Attempts	0-2	4-5
Total Offense	773	1012	Redzone Scores	5-6 (T7)	10-11
Total Plays	124	121	Redzone Touchdowns	5-6	7-11
Average per Play	6.2	8.4			
Average per Game	386.5 (6)	506.0			

The Kansas State Series

All-Time vs. Kansas State: 1-0

First meeting: 1984 in Nashville W 26-14

Last meeting: 1984 in Nashville W 26-14

In Nashville: 1-0

In Manhattan: 0-0

Streak: W1

Last meeting (1-0)

1984 - Nashville, W 26-14

Last time vs. Kansas State

NASHVILLE - Vanderbilt broke open a second half deadlock with a pair of Ricky Anderson field goals and a time consuming touchdown march to claim the season opener over Kansas State before a near capacity (40,786) Vanderbilt Stadium Crowd.

With the score tied at 14-14 midway through the third quarter, Anderson salvaged two scoring opportunities with field goals. The Commodores applied the clincher in the final stanza with an 82-yard drive, culminated by a two-yard Carl Woods run. The drive consumed seven and one half minutes from the clock.

Woods was the workhorse of the evening, rushing for 116 yards on 29 carries. The Gallatin, Tenn., native opened the scoring with a one-yard leap on the Commodores' first possession. Vanderbilt stretched the lead to 14-3 at halftime on a 55-yard pass from Kurt Page to Keith Edwards.

TEAM	1	2	3	4	FINAL	RECORD
KSU	3	0	11	0	14	0-1
VU	7	7	3	9	26	1-0

SCORING SUMMARY

1st: VANDY: Hoods 1-yd run. KSU: Willis 43-yd field goal.

2nd: VANDY: Edwards 55-yd pass from Page.

3rd: KSU: Willis 36-yd field goal. KSU: Lambert 25-yd interception return (Ricketts pass from Edwards). VANDY: Anderson 43-yd field goal.

4th: VANDY: Anderson 41-yd field goal. Woods 2-yd run.

STATISTICS

	KSU	VU
FIRST DOWNS	-	-
RUSHES-YARDS (NET)	37-126	40-129
PASSING YDS (NET)	120	196
PASSES ATT-COMP-INT	11-23-1	15-23-1
TOTAL OFFENSE PLAYS-YARDS	246	325
KICKOFF RETURNS-YARDS	2-73	4-54
INTERCEPTION RETURNS-YARDS	1-25	1-0
PUNTS (NUMBER-AVG)	3-45.7	2-51.5
FUMBLES-LOST	-	-
PENALTIES-YARDS	-	-
POSSESSION TIME	-	-
THIRD-DOWN CONVERSIONS	-	-
FOURTH-DOWN CONVERSIONS	-	-
RED-ZONE SCORES-CHANCES	-	-
SACKS BY: NUMBER-YARDS	-	-

RUSHING: KSU-Ricketts 8-33; Weber 11-43; Hendrick 6-14; Lewis 2-4; Crawford 9-46; Witherspoon 1-(-14). VANDY-Page 5-(-9); Woods 29-116; Edwards 1-5; Crawford 4-21; Wracher 1-(-4).

PASSING: KSU-Weber 10-20-0-109; Campbell 1-3-1-11. VANDY-Page 15-23-1-196.

RECEIVING: KSU-Crawford 2-26; Wallace 2-18; Elder 3-25; Lewis 2-16; Bailey 2-35. VANDY-Scott 2-39; Edwards 4-82; Stephenson 2-10; Crawford 1-2; Kelly 1-20; Bullen 1-14; Woods 1-6; Popp 3-23.

Did You Know?

Manhattan, Kansas has a population of approximately 52,000 people or nearly 1.6 million less than the other Manhattan in New York. Manhattan, Kansas also has the nickname 'The Little Apple.'



VANDERBILT (IN)DEPTH CHART: OFFENSE

WR		10 Trent Sherfield // 6-1, 205, Sr. Team-high 86 career receptions in 2016... Set school record with 240 yards receiving vs. Austin Peay 9/19/15... Expected to graduate in May with degree in medicine, health and society.	2017 2016 2015 2014 Totals	REC 8 34 51 1 94	YDS 137 472 659 9 1277	TD 1 1 3 0 5
		9 Caleb Scott // 6-2, 202, Sr. Played in all 13 games, starting three in 2016... Son of former Commodore and NFL player Chuck Scott (1981-84)... Set to graduate in May with degree in medicine, health and society.	2017 2016 2015 2014 Totals	REC 0 24 24 6 54	YDS 0 466 339 78 891	TD 0 0 2 0 2
TE		83 Nathan Marcus // 6-5, 242, R-Sr. Started 12 of 13 games as a junior in 2016, catching a career-best 11 passes... Caught game-winning pass in win at WKU in 2016... Graduating with a degree in communication studies in December.	2017 2016 2015 2014 Totals	REC 3 11 4 6 24	YDS 10 73 34 56 173	TD 0 1 0 2 3
		80 Jared Pinkney // 6-4, 255, R-So. Caught career-best 2 TDs 9/9... Started six games and led all VU TEs with 22 catches and 274 yards... Posted multiple catches in seven games... Majoring in communication studies.	2017 2016 Totals	REC 7 22 29	YDS 84 274 358	TD 2 2 4
LT		58 Justin Skule // 6-6, 315, Jr. Freshman campaign ended with an injury after earning way into starting lineup, starting two games and playing in seven... Dad, Josh, played on offensive line at Navy.	2017 2016 2015 Totals	GP 2 13 7 22	GS 2 13 2 17	
		74 Cole Clemens // 6-6, 305, Fr. Made his collegiate debut 9/9... Three-year starter for powerful Bingham HS in South Jordan, Utah... Won 14 straight games and state title at 5A level... Lettered in baseball and track in HS.	2017	GP 1	GS 0	
LG		57 Ean Pfeifer // 6-4, 300, R-So. Started nine games and played in two more as a freshman in 2016... Took over starting spot on OL early in season... Majoring in economics... Studied abroad in London in May 2017.	2017 2016 2015 Totals	GP 2 11 0 13	GS 2 9 0 11	
		56 Saige Young // 6-4, 315, So. Played his first game for VU 9/9... Transfer from Dodge City CC after playing at Woodford County HS in Kentucky... Started on OL for Dodge City, earning honorable mention All-Conference.	2017	GP 1	GS 0	
C		61 Bruno Reagan (ray-gan) // 6-3, 310, R-Jr. Played in all 13 games in 2016, on the field for nearly 90% of team's snaps... Won wrestling Tennessee state title as a junior in HS finishing 57-0, also nationally ranked in judo.	2017 2016 2015 2014 Totals	GP 2 13 12 12 39	GS 2 13 10 0 25	
		53 Sean McMoore // 6-4, 305, R-Fr. Saw his first action 9/9... Redshirted in 2016... First Hawaiian to suit up for Vanderbilt... One of six Polynesian players on roster... Three-year starter on offensive line for Kapolei HS in Kapolei, Hawaii.	2016 2015 Totals	GP 1 1 2	GS 0 0 0	
RG		71 Jared Southers // 6-4, 310, R-So. First career start at MT... Played in the final 10 games of 2016... Played for Seton Hall Prep in New Jersey... Also lettered in wrestling in HS... Working towards a degree in economics.	2017 2016 Totals	GP 2 10 12	GS 2 0 2	
		76 Egidio (eh-jid-ee-o) DellaRipa (del-la rip-pa) // 6-4, 300, R-Jr. Played in one game in 2016, seeing action against Tennessee State... Working towards a degree in economics.	2017 2016 Totals	GP 2 1 3	GS 0 0 0	
RT		77 Devin Cochran // 6-7, 315, R-Fr. Saw his first career action with a start at MT... First team All-State OT for Greater Atlanta Christian as a senior, helping team to 12-2 record senior season... Also competed in track & field as a thrower.	2017 Totals	GP 2 2	GS 2 2	
		75 Bailey Granier (graun-yay) // 6-6, 316, R-Jr. Played in nine games, mostly at guard in 2016... Dad is a commercial fisherman... Working towards a degree in special education.	2017 2016 2015 Totals	GP 2 9 0 11	GS 0 0 0 0	
QB		14 Kyle Shurmur // 6-4, 227, Jr. Set VU game record with 83.3% completion percentage 9/9... Set sophomore VU record with 2409 passing yards in 2016... Son of Minnesota Vikings OC Pat Shurmur... Majoring in economics.	2017 2016 2015 2014 Totals	C-A-I 35-46-0 204-375-10 44-103-3 283-524-13	YDS 498 2409 503 3410	TD 7 9 5 21
		2 Deuce Wallace // 6-2, 210, R-Fr. Played in his first game 9/9... Redshirted during his first season at Vanderbilt... Two-year starter at Sevier County HS passing for 3,505 yards and 37 TDs as a senior... Also lettered in basketball & baseball.	2017 Totals	C-A-I 3-4-0 3-4-0	YDS 19 19	TD 0 0
RB		7 Ralph Webb // 5-10, 202, Sr. Became Vanderbilt's all-time leading rusher in 2016... Ran for 211 yards vs. MT, 3rd-most in VU history... Expected to graduate in December with degree in sociology.	2017 2016 2015 2014 Totals	ATT 37 250 277 212 776	YDS 103 1283 1152 907 3445	TD 2 13 5 4 24
		23 Khari (car-EE) Blasingame // 6-1, 235, R-Jr. Saw action as a RB in all 13 games in 2016 after moving from LB... His 10 TDs ranked second on the team... Majoring in medicine, health and society.	2017 2016 Totals	ATT 14 97 111	YDS 86 449 535	TD 0 10 10
FB		28 Dallas Rivers // 6-1, 225, Sr. Played in all 13 games in 2016 running for 92 yards on 20 carries... Involved in Young Life organization and works as counselor at local youth camps... Graduating in May with a degree in economics.	2017 2016 2015 2014 Totals	ATT 0 20 60 61 141	YDS 0 92 183 218 493	TD 0 1 1 2 4
		39 Bailey McElwain // 6-0, 238, So. Caught six passes for 35 yards and two scores as a true freshman in 13 games in 2016... Three-year letterwinner at Hewitt-Trussville HS in Trussville, Ala.	2017 2016 Totals	ATT 0 1 1	YDS 0 0 0	TD 0 0 0
WR		19 C.J. Duncan // 5-11, 203, R-Sr. Led VU WRs with 44 receptions in 2016... Played in all 13 games in 2016 as WR and punt returner... Graduating in December with degree in political science.	2017 2016 2015 2014 Totals	REC 6 44 --DNP-- 28 78	YDS 48 494 -- 441 983	TD 0 0 -- 4 5
		16 Kalija (kuh-lie-JUH) Lipscomb // 6-1, 200, So. Caught a career-best two TDs at MT, first Dore since Jordan Matthews with two TD catches in one game... Played in 12 games at WR and punt returner.	2017 2016 Totals	REC 4 27 31	YDS 91 319 410	TD 3 2 5



VANDERBILT (IN)DEPTH CHART: DEFENSE

DL		49 Jonathan Wynn // 6-4, 265, R-Sr. Played in 12 games and started 10 during 2016, making career-best 28 tackles... Studied abroad in Switzerland in May 2016... Attended same HS as teammate Dallas Rivers.	2017 2016 2015 2014 Totals	U-A-T 1-1-2 20-8-28 8-13-21 5-8-13 34-30-63	TFL 0-0-0 2-0-2 3-0-13 1-5-10 6-5-25	SACK 0-0-0 1-0-1 1-0-7 1-0-8 3-0-16
		57 Josiah Sa'o (sah-O) // 6-2, 295, R-Fr. Redshirted in 2016 in 2016... Two-way starter on OL and DL his final two years at Kearney HS in San Diego... One of six Polynesians on team.	2017 Totals	U-A-T 0-1-1 0-1-1	TFL 0-0-0 0-0-0	SACK 0-0-0 0-0-0
DL		77 Nifae (nee-FY) Lealao (lay-lau) // 6-5, 315, Sr. Started 11 of the Dore's 13 games in 2016 setting career-bests in tackles and sacks... One of six players on football roster of Polynesian decent... Working towards degree in sociology.	2017 2016 2015 2014 Totals	U-A-T 0-3-3 15-7-22 9-9-18 2-5-7 26-24-50	TFL 1-0-3 4-0-7 1-0-2 0-0-0 6-0-15	SACK 0-0-0 2-5-3 0-0-0 0-0-0 2-5-3
		74 Jay Woods // 6-3, 285, Sr. Played in all 13 games in 2016 after making quick recovery from leg injury during spring ball... Working towards degree in medicine, health and society.	2017 2016 2015 2014 Totals	U-A-T 4-0-4 2-4-6 12-12-24 12-19-31 30-35-65	TFL 0-0-0 0-5-4 2-0-6 1-5-8 4-0-18	SACK 0-0-0 0-5-4 1-0-5 0-0-0 1-5-9
DL		34 Dare (dar-AY) Odeyingbo (o-dang-BO) // 6-2, 272, Jr. Career-best two sacks at MT... Played in all 13 games 2016... Parents, Gary and Betty, are natives of Nigeria... Younger brother Dayo is freshman on team... Majoring in medicine, health and society.	2017 2016 2015 Totals	U-A-T 5-1-6 10-11-21 0-2-2 15-14-29	TFL 4-5-20 4-0-12 0-5-1 9-0-33	SACK 2-5-15 1-0-7 0-0-0 3-5-22
		90 Cameron Tidd // 6-3, 290, R-Fr. Redshirted in 2016... Four-year starter for Center Grove HS in Greenwood, Ind. helping team to 14-0 record and state title as senior.	2017 Totals	U-A-T 0-0-0 0-0-0	TFL 0-0-0 0-0-0	SACK 0-0-0 0-0-0
OLB		11 Charles Wright // 6-3, 240, R-Jr. First Dore with three sacks in a game since 2012... Played in 12 games during 2016 season making 13 tackles, including 3.5 for loss... Majoring in human & organizational development.	2017 2016 2015 Totals	U-A-T 3-8-11 9-4-13 1-2-3 13-14-27	TFL 4-5-40 3-5-14 1-5-5 9-5-59	SACK 4-0-39 0-0-0 1-0-4 5-0-43
		48 Andre Mintze (mence) // 6-3, 235, R-Fr. Missed his freshman campaign with an injury... Helped Imhotep Institute HS in Philadelphia to 15-0 state title as a senior... Recorded 14 sacks as a senior.	2017 Totals	U-A-T 0-0-0 0-0-0	TFL 0-0-0 0-0-0	SACK 0-0-0 0-0-0
ILB		4 Emmanuel Smith // 6-2, 235, Sr. Made a career-high six tackles at MT... Played in nine games during his junior season at LB and S... Majoring in environmental sociology... Studied abroad in Brazil in 2016... Brother, Josh is OLB.	2017 2016 2015 2014 Totals	U-A-T 10-6-16 4-2-6 1-9-10 1-2-3 16-19-35	TFL 1-5-5 0-0-0 0-0-0 0-0-0 0-5-5	SACK 4-0-39 0-0-0 0-0-0 0-0-0 0-5-3
		40 Jordan Griffin // 6-1, 223, Jr. Played in all 13 games in 2016 making a career-best 21 stops... Finished high school career with 428 tackles, second-most at Armwood HS in Tampa, Fla.	2017 2016 2015 Totals	U-A-T 2-1-3 12-9-21 6-3-9 20-13-33	TFL 1-0-3 1-5-3 0-0-0 2-5-6	SACK 0-0-0 0-0-0 0-0-0 0-0-0
ILB		20 Oren Burks // 6-3, 230, R-Sr. Moved to ILB late in 2016 season, making 59 tackles for second straight year... Studied abroad in 2017 in Australia... Graduating in December with degree in human and organizational development.	2017 2016 2015 2014 Totals	U-A-T 5-3-8 40-19-59 35-24-59 16-21-37 96-67-163	TFL 1-5-5 6-5-22 2-0-5 0-0-0 10-0-32	SACK 0-0-0 3-5-17 0-0-0 0-0-0 3-5-17
		33 Jay Hockaday // 6-3, 230, R-Fr. Missed the 2016 season with an injury... Played in eight games as a true freshman in 2015 making two tackles... Won state title as a senior with Christ Presbyterian Academy in Nashville.	2017 2016 2015 Totals	U-A-T 0-1-1 --DNP-- 1-1-2 1-2-3	TFL 0-5-2 0-0-0 0-0-0 0-5-2	SACK 0-0-0 0-0-0
OLB		25 Josh Smith // 6-3, 240, Jr. Played in nine games as a sophomore, including start vs. Tennessee... Younger brother of teammate, Emmanuel Smith... Dad, Demetrius, played football at Middle Tennessee.	2017 2016 2015 Totals	U-A-T 1-2-3 2-1-3 1-6-7 4-9-13	TFL 1-0-3 0-5-3 0-5-1 2-0-7	SACK 1-0-3 0-5-3 0-0-0 1-5-6
		9 Caleb Peart (peert) // 6-1, 235, R-So. Played in 11 games as a freshman in 2016 making five tackles... Major in medicine, health and society.	2017 2016 Totals	U-A-T 0-1-1 3-2-5 3-3-6	TFL 0-5-1 0-0-0 0-5-1	SACK 0-0-0 0-0-0
CB		31 Tre Herndon // 6-1, 188, Sr. Started 25 straight games entering 2017 after starting all 13 in 2016... Real name is Willie Herndon III... Majoring in sociology.	2017 2016 2015 2014 Totals	U-A-T 3-1-4 30-11-41 35-12-47 7-2-3 75-26-101	TFL 0-0-0 0-5-3 1-0-6 0-0-0 1-5-9	INT 0-0-0 2-4 0-0 2-4
		30 Bryce Lewis // 6-0, 185, R-Jr. Picked off his first career pass at MT... Saw action in all 13 games during the 2016 season, making a career-best 10 tackles... Working on a degree in economics.	2017 2016 2015 Totals	U-A-T 3-1-4 7-3-10 0-1-1 7-4-11	TFL 0-0-0 0-0-0 0-0-0 0-0-0	INT 1-28 0-0 1-28
SS		14 Ryan White // 5-10, 190, R-Sr. Named a team captain for the third straight year... Started 12 games in 2016, making 75 tackles... Graduated in May 2017 with a degree in communication studies, enrolled in Peabody College.	2017 2016 2015 2014 Totals	U-A-T 9-0-9 49-26-75 18-8-26 19-15-34 95-49-144	TFL 2-0-4 3-5-6 3-0-10 3-5-14 12-0-34	INT 0-0 1-0 0-0 1-0
		6 Zaire Jones // 6-0, 200, R-Fr. Redshirted during 2016 season... Three-year starter at Meridian HS in Meridian, Miss. making 92 tackles as a senior.	2017 Totals	U-A-T 1-2-3 1-2-3	TFL 1-0-2 1-0-2	INT 0-0 0-0
FS		2 Arnold Tarpley // 6-1, 203, Sr. Played in all 12 games, starting the final seven... Started seven games in 2015, playing in all 12 making at least three tackles in 10 of the 12 games... Arnold Lee Tarpley III.	2017 2016 2015 2014 Totals	U-A-T 2-1-3 29-11-40 24-12-35 14-4-18 70-25-97	TFL 0-0-0 3-0-14 5-0-27 2-0-13 10-0-54	INT 0-0 0-0 0-0 0-0
		or 5 LaDarius Wiley // 6-1, 210, R-Jr. Started seven games and played in all 13 in 2016 making 75 stops... Has five brothers... Working on degree in medicine, health and society.	2017 2016 2015 Totals	U-A-T 4-2-6 49-26-75 5-3-8 58-31-89	TFL 0-0-0 2-5-16 1-0-1 3-5-17	INT 0-0 0-0 0-0
CB		8 Joejuan Williams // 6-3, 208, So. Made his first career start at MT... Played in all 13 games as a true freshman, one of six freshman to play in 2016... Working towards degree in economics.	2017 2016 Totals	U-A-T 0-0-0 14-5-19 14-5-19	TFL 0-0-0 1-5-5 1-5-5	INT 0-0 0-0 0-0
		21 Donovan Sheffield // 6-0, 190, Jr. Saw action in all 13 games as a sophomore making seven tackles... Dad, Robert Sheffield, played CB for Vanderbilt 1993-96... Majoring in human and organizational development.	2017 2016 2015 Totals	U-A-T 4-2-6 4-3-7 4-1-5 12-6-18	TFL 0-0-0 0-5-0 2-0-9 2-0-9	INT 0-0 0-0 0-0



COMMODORES IN SEC & NATIONAL RANKINGS

Category	Stat	SEC	National
Total Offense	384.0	6	79
Rushing Offense	122.5	11	98
Passing Offense	261.5	3	45
Team Passing Efficiency	196.36	2	10
Scoring Offense	35.0	6	49
Total Defense	159.0	1	3
Rushing Defense	54.0	3	9
Passing Yards Allowed	105.0	3	11
Team Pass Defense Efficiency	78.73	1	8
Scoring Defense	3.0	1	2
Turnover Margin	+3	T5	T12
3rd Down Conversions	48.3%	3	28
Opp. 3rd Down Conv.	7.8%	1	1
Red Zone Offense	83.3%	7	74
Red Zone Defense	0.0%	1	1
Net Punting	32.8	14	112
Punt Return Avg.	12.6	4	29
Kickoff Returns	22.0	9	51
1st Downs/Game	16.5	12	T11
Opp. 1st Down/Game	10.5	2	7
Fewest Penalty Yards/Game	54.5	11	73
Time of Possession	33:37	3	25
Sacks By/Game	4.0	3	T10
Sacks Against/Game	0.5	2	9
Kickoff Coverage	11.5	2	4

INDIVIDUAL

Category/Player	Stat	SEC	National
Completion Percentage/K. Shurmur	76.1	2	10
Completions/Game/Kyle Shurmur	17.5	2	56
Forced Fumbles/Dare Odeyingbo	0.5	5	24
Passing Yards/Game/K. Shurmur	249.0	3	40
Passing Efficiency/K. Shurmur	217.2	1	5
Passing TDs/K. Shurmur	7	3	6
Passing Yards/K. Shurmur	498	3	38
Receiving TDs/Kalija Lipscomb	3	2	6
Receiving TDs/Jared Pinkney	2	5	20
Sacks/Game/Charles Wright	2.0	1	2
Sacks/Dare Odeyingbo	1.25	4	15
Tackles for Loss/Charles Wright	2.3	2	11
Tackles for Loss/Dare Odeyingbo	2.3	2	11
Total Touchdowns/Kalija Lipscomb	3	5	26
Total Touchdowns/Ralph Webb	3	5	26

SHURMUR'S HOT START

QB Kyle Shurmur is off to a hot start in his junior season having already thrown seven touchdowns in the Commodores first two games of 2017, including a career-best four last week against Alabama A&M. He threw nine all of last year and entered the season with 14 total in his career.

Shurmur ranks in the top 40 nationally in multiple categories, including completion percentage, passing yards per game, passing efficiency and yards

per game. He leads the Southeastern Conference in passing efficiency at 217.2 and ranks fifth nationally while his seven TD tosses are the third-most in the league and sixth-most in college football.

The junior has been sharp with the football, completing 76.1-percent of his passes in the first two games to rank second in the SEC and 10th nationally. His hot start has been evident early in both Vandy victories, starting 13-for-14 in the season-opener at Middle Tennessee and a perfect 12-for-12

last week against Alabama A&M. He finished 15-for-18 against the Bulldogs to set a new Vanderbilt single-game completion percentage record (83.3%).

He's also been a distributor of the ball, having completed passes to nine different receivers against the Blue Raiders in the opener.

His hot start to the season also begun his ascension up the Vanderbilt record charts moving him into ninth all-time in passing yards (3410) and passing touchdowns (21).



SHURMUR

VU CAREER PASSING YARDS

1. Jay Cutler, 2002-05	8,697
2. Greg Zolman, 1998-2001	7,981
3. Whit Taylor, 1979-82	6,307
4. Kurt Page, 1981-84	6,233
5. Eric Jones, 1986-88	5,029
6. Jordan Rodgers, 2011-12	4,063
7. Damian Allen, 1994-97	3,704
8. John Gromos, 1985, 87-89	3,514
9. Kyle Shurmur, 2015-	3,410
10. Chris Nickson, 2005-08	3,406

VU CAREER PASSING TDs

1. Jay Cutler, 2002-05	59
2. Greg Zolman, 1998-2001	41
Whit Taylor, 1979-82	41
4. Kurt Page, 1981-84	35
5. Eric Jones, 1986-88	32
6. Bill Wade, 1949-51	31
7. Chris Nickson, 2005-08	29
8. Jordan Rodgers, 2011-12	24
9. Kyle Shurmur, 2015-	21

NON-CON WINNERS

The Commodores have won five of the team's last six non-conference games in the regular season dating back to last season.

The Does have beaten Middle Tennessee twice, Western Kentucky, Tennessee State and Alabama A&M to improve to 10-4 in non-league games under head coach Derek Mason.

2017 NEED-TO-KNOW INFO

Opponent	Captains	Coin Toss	KO/Receive	1st Poss.	Opp. 1st Poss.	Game Length	Jersey	Pants	Helmet	Result
@Middle Tenn.	Burks/Herndon/Sherfield/White	Lost	REC	TD	INT	3:09	White	White	White	W 28-6
Alabama A&M	Burks/Sherfield/White	Lost	REC	TD	PUNT	3:13	Gold	Gold	Black	W 42-0
Kansas State										
Alabama										
@Florida										
Georgia										
@Ole Miss										
@S. Carolina										
Western Ky.										
Kentucky										
Missouri										
@Tennessee										

Ranking is indicative of AP poll ranking when game was played



THE INCREDIBLE MR. WEBB

With numerous Commodore records in his hip pocket, senior running back Ralph Webb can become one of the leading rushers in Southeastern Conference history.

The three-year starter from Gainesville, Fla. enters Week 3 with 3,445 rushing yards, No. 1 all-time among Commodore backs.

Webb started the season No. 20 all-time among SEC backs and has moved up to 18th through two games. He's sixth on the active rushers list in the NCAA.



If Webb

duplicates a sensational 2016 campaign, he could move to No. 2 on the league's all-time charts behind

Georgia's legendary Herschel Walker.

In 2016, Webb broke the Commodore single-season record en route to setting the new school career mark. He rushed for 1,283 yards, surpassing Zac Stacy's previous record of 1,193 yards in 2011. He also added 13 rushing touchdowns and posted seven games of 100+ rushing yards.

The 2016 All-SEC performer has been remarkably consistent and durable as a Commodore. Since entering the lineup in 2014, Webb has set freshman, sophomore and junior rushing records. He enters the weekend riding a 39-game consecutive start streak.

Webb's Vanderbilt records

- ★ Career rushing yards: 3,445
- ★ Career rush attempts: 739
- ★ Single-season rushing yards: 1,283
- ★ Single-season rush attempts: 277 (2016)
- ★ Rushing yards by a junior: 1,283
- ★ Rushing yards by a sophomore: 1,152
- ★ Rushing yards by a freshman: 907
- ★ Most 100+ rushing games in a season: 7 (2016)
- ★ Most 100+ rushing games in a career: 13

Webb would like to break one more career record held by Stacy. He is seven rushing touchdowns shy of breaking Stacy's mark for rushing touchdowns.

Webb eclipsed Stacy's career mark in a 111-yard rushing performance against NC State in the Camping World Independence Bowl Dec. 26.

In 2016, Webb also became just the second Commodore to top 1,000 rushing yards in back-to-back seasons. He joined Stacy, who accomplished the feat in 2011-12.

ACTIVE NCAA RUSHING LEADERS

1. Royce Freeman - Oregon	4,449
2. Justin Jackson - Northwestern	4,256
3. Larry Rose III - New Mexico St.	3,777
4. Jarvion Franklin - W. Michigan	3,715
5. Nick Chubb - Georgia	3,583
6. Ralph Webb - Vanderbilt	3,445

SEC ALL-TIME RUSHERS

Name	Yards	Years
1. Herschel Walker, UGA	5,259	1980-82
2. Darren McFadden, ARK	4,590	2005-07
3. Kevin Faulk, LSU	4,557	1995-98
4. Bo Jackson, AU	4,303	1982-85
5. Errict Rhett, FLA	4,163	1989-93
6. Dalton Hilliard, LSU	4,050	1982-85
7. Charles Alexander, LSU	4,035	1975-78
8. Anthony Dixon, MSU	3,994	2006-09
9. Emmitt Smith, FLA	3,928	1987-89
10. Sonny Collins, UK	3,835	1972-75
11. Carnell Williams, AU	3,831	2001-04
12. Leonard Fournette, LSU	3,830	2014-16
13. Alex Collins, ARK	3,703	2013-15
14. Derrick Henry, ALA	3,591	2013-15
15. *Nick Chubb, UGA	3,583	2014-
16. Shaun Alexander, ALA	3,565	1996-99
17. James Brooks, AU	3,523	1977-80
18. *Ralph Webb, VU	3,445	2014-
19. Bobby Humphrey, ALA	3,420	1985-88
20. Joe Cribbs, AU	3,368	1976-79

* active players

VANDERBILT'S RECORD WHEN...

home.....	1-0
road.....	1-0
neutral.....	0-0
day games.....	1-0
night games.....	1-0
overtime.....	0-0
VU scores on 1st possession.....	2-0
Opp. scores on 1st possession.....	0-0
VU scores first.....	2-0
Opp. scores first.....	0-0
VU leads after 1st quarter.....	2-0
Opp. leads after 1st quarter.....	0-0
Tied after 1st quarter.....	0-0
VU leads at halftime.....	2-0
Opp. leads at halftime.....	0-0
Tied at halftime.....	0-0
VU leads after 3rd quarter.....	2-0
Opp. leads after 3rd quarter.....	0-0
Tied after 3rd quarter.....	0-0
VU has more total yards.....	2-0
Opp. has more total yards.....	0-0
VU has more rushing yards.....	2-0
Opp. has more rushing yards.....	0-0
VU has more passing yards.....	2-0
Opp. has more passing yards.....	0-0
VU has more turnovers.....	0-0
Opp. has more turnovers.....	2-0
Teams have equal turnovers.....	0-0
VU forces 1+ turnovers.....	2-0
VU has more penalties.....	1-0
Opp. has more penalties.....	1-0
Teams have equal penalties.....	0-0
VU has more time of possession.....	2-0
Opp. has more time of possession.....	0-0
VU has 100-yard rusher.....	0-0
Opp. has 100-yard rusher.....	0-0
VU has 300-yard passer.....	0-0
Opp. has 300-yard passer.....	0-0
VU has 100-yard receiver.....	1-0
Opp. has 100-yard receiver.....	1-0
VU scores less than 20 points.....	0-0
Opp. scores less than 20 points.....	2-0
VU scores 20+ points.....	2-0
Opp. scores 20+ points.....	0-0
VU scores 30+ points.....	1-0
Opp. scores 30+ points.....	0-0
Playing on grass.....	0-0
Playing on turf.....	2-0
VU defense scores.....	0-0
Opp. defense scores.....	0-0
VU scores special teams TD.....	0-0
Opp. scores special teams TD.....	0-0
vs. Associated Press Top 5.....	0-0
vs. Associated Press Top 10.....	0-0
vs. Associated Press Top 15.....	0-1
vs. Associated Press Top 25.....	1-1
VU rushes for 100+ yards.....	1-0
Opp. rushes for 100+ yards.....	0-0
VU rushes for 200+ yards.....	0-0
Opp. rushes for 200+ yards.....	0-0
VU passes for 200+ yards.....	2-0
Opp. passes for 200+ yards.....	0-0
VU passes for 250+ yards.....	1-0
Opp. passes for 250+ yards.....	0-0
VU passes for 300+ yards.....	0-0
Opp. passes for 300+ yards.....	0-0
VU totals less than 300 yards total offense.....	0-0
Opp. totals less than 300 yards total offense.....	2-0
VU totals 300+ yards total offense.....	2-0
Opp. totals 300+ yards total offense.....	0-0



THIRD DOWN DOMINATION

Winning third down is a key to victory for the Commodores and the squad did has done that - on both sides of the ball in the team's 2-0 start to 2017.

The Dores lead the nation in opponent third down conversion having allowed just two third down conversions in the first two games of the year for a 7.8% conversion rate. The Dores have been dominating on third down, holding Middle Tennessee to 0-for-12 on third down and following up the performance by holding Alabama A&M to just 2-for-14 to add up to 2-for-26 on third down against the VU defense so far this season.

The Commodores' offense has handled third down at a 48.3% clip, converting 14-for-29 to rank third in the league and 28th nationally.

LOPSIDED

Vanderbilt has outscored its two opponents 70-6 to move to 2-0 for the first time since 2011.

It's been much longer since the Commodores opened a season with a scoring margin that wide in the first two games. VU has outscored Middle Tennessee and Alabama A&M by a combined 70-6. The last time the Dores outscored the team's first two opponents by that wide of a margin was 1970 when Vandy beat Chattanooga 39-6 and followed up with a 52-0 victory over The Citadel the following week for a 91-6 scoring margin in the first two games.

TENACIOUS D

The Commodores' defense has been tenacious in the team's 2-0 start.

The squad is coming off one of the team's best performances in recent history, allowing just 103 total yards to Alabama A&M last week - the fewest total yards since a 51-6 victory over Chattanooga in which the Mocs gained just 93 yards.

Vanderbilt ranks third nationally and first in the SEC in total defense giving up just 159 yards per game. The VU defense is third in the league and ninth nationally in

VANDEFENSE

Category	National Rank	rushing defense having allowed just
Total	3rd	108 yards in
Rush	9th	two games for
Pass	11th	an average
Scoring	2nd	of 54 in two
Opp. 3rd Down	1st	games. The
Red Zone	1st	

pass defense has been equally as good, ranking third in the SEC and 11th nationally at 105 yards per game.

The squad ranks at the top of the SEC in the most important category - scoring defense. The Commodores have yielded just six points in two games after recording the team's first shutout since 2012 (Kentucky) last weekend. Only Air Force, who has played just one game, ranks ahead of the Vandy defense nationally.

Pressuring the quarterback has been a major contributor for the Dores. Vanderbilt ranks 10th nationally and third in the league with four sacks per game while the team's +3 turnover margin is among the tops in the nation.

VU continues to lead the nation in red zone defense a year after leading college football in the category. Vanderbilt's two opponents are 0-for-2 in the red zone this season.

BIG 12 SHOWDOWN

Vanderbilt takes on a Big 12 opponent for the first time on the gridiron. The Big 12 came into existence in 1996 but the Commodores have never played a member of the Big 12.

The last time VU met a now current member of the Big 12 on the football field was TCU in 1998 when the Horned Frogs escaped with a

VU vs. BIG 12

	OPP	RECORD (YEARS)
19-16	Baylor	0-2 (1953-54)
double	Iowa State	1-1 (1983, 85)
over-	Kansas	1-1 (1984-85)
time win	Kansas State	1-0 (1984)
a year	Oklahoma	0-2 (1976-77)
after the	Texas	6-3-1 (1899-27)
Dores	W. Virginia	1-1 (1961-62)
beat	TOTAL	10-10-1
TCU		
40-16.		

Vanderbilt is 10-10-1 all-time against current members of the Big 12.

UNDER PRESSURE

The Vanderbilt defense has been putting opposing quarterbacks under pressure in the team's first two games, having recorded eight sacks as part of 20 tackles for loss.

The Commodores recorded 15 sacks all of last year and 68 tackles for loss.

Charles Wright (4.5 TFLs, 4.0 sacks) and Dare Odeyingbo (4.5 TFLs, 2.5 sacks) are leading the way for the Dores as two of 10 different players with at least one full tackle for loss.

NOTES FROM THE OPENER

- The Commodores claimed the win in their home opener for the first time since 2011 when they defeated Elon, 45-14.
- Vanderbilt starts the season 2-0 for the first time since 2011 when they defeated Elon and Connecticut to open the year and for the first time in the Derek Mason era.
- The Commodores 35-0 halftime lead marked the first time Vanderbilt has held an opponent scoreless in the first half for two consecutive games since Oct. 27-Nov. 2, 2012, against UMass and Kentucky.
- Vanderbilt players making their first career starts in Saturday's game: Caleb Peart (LB).
- Vanderbilt first time contributors: Deuce Wallace (QB), Zaire Jones (S), Jackson Winrow (WR), Saige Young (OL), Sean Mc-Moore (OL), Cole Clemens (OL) and Shawn Stankavage (QB).
- Ralph Webb's first quarter touchdown was the 27th touchdown of his career and moves him into second place all-time in school history. Webb's touchdown marks his sixth consecutive game with a rushing touchdown dating back to last season.
- Kyle Shurmur set a Vanderbilt record for completion percentage in a game, going 15-for-18 (83.3%) to best Hank Lesesne's record of 81.8% set in 1961 vs. Georgia.
- Charles Wright set a career high in tackles for the second consecutive week with seven against the Bulldogs.
- Dayo Odeyingbo recorded his first career interception in the third quarter.
- Andrew Rector blocked the second punt of his career in the second quarter against Alabama A&M.
- The Commodores tallied four passing touchdowns against Alabama A&M. It is the most since 2014 (5 vs. Old Dominion).
- VU opponents started the year 0-for-14 on third downs before the Bulldogs converted the first quarter.
- The Commodores intercepted two passes Saturday against the Bulldogs. It was the most in a game since they had two against Kentucky on Nov. 14, 2015.
- The Commodores' first shutout since Nov. 3, 2012 (Kentucky 40-0).
- Vanderbilt held Alabama A&M to 103 yards of offense, the fewest an opponent has had since Sept. 6, 2003 (Chattanooga 93 yards).
- Vanderbilt held Alabama A&M to 38 total yards in the first half.



STRENGTH OF SCHEDULE

Vanderbilt's 2017 schedule ranks among the toughest in the nation, with nine opponents appearing in postseason bowls last year.

The cumulative win percentage for Vanderbilt's 12 regular season opponents is .606, tied for ninth highest among NCAA FBS teams. The only SEC team facing a more difficult schedule in terms of opponent win percentage is LSU (.628).

Only five teams in the nation face more 2016 bowl teams than Vanderbilt – Syracuse (11), Notre Dame (11), Duke (11), South Carolina (10) and Ole Miss (10).

Vanderbilt's nine opponents that played in bowls are

TOUGH ENOUGH

Middle Tennessee	FBS TEAM	WIN % (W-L)
1. Massachusetts		.652 (101-54)
2. LSU		.628 (98-58)
3. East Carolina		.624 (98-59)
4. South Carolina		.616 (98-61)
5. Fresno State		.615 (96-60)
6. Tulane		.614 (94-59)
7. Syracuse		.613 (95-60)
8. Georgia Tech		.609 (95-61)
9. Vanderbilt		.606 (94-61)
10. Duke		.606 (94-61)

18 STARTERS RETURN FOR DORES IN 2017

Only two other teams in the Southeastern Conference return more starters from the 2016 season than the Commodores.

Head coach Derek Mason brings back 18 starters - nine on offense, seven on defense and two specialists - from a 2016 squad that went 6-6 in the regular season and made an appearance in the Independence Bowl.

Only Georgia and Kentucky - with 19 starters returning - bring back more than the Commodores. Another SEC East team, Florida, returns 17 starters.

The Commodores return virtually all of their offensive firepower from a year ago, including quarterback Kyle Shurmur, record-breaking running back Ralph Webb, fullback Bailey McElwain, wide receivers Trent Sherfield and Kalija Lipscomb and tight end Nathan Marcus. The Dors also return three offensive linemen in Justin Skule, Ean Pfeifer and Bruno Reagan.

The defense returns linemen Nifae Lealao and Jonathan Wynn, linebacker Oren Burks

BACK IN THE SEC

SEC Team – Total 2016 Starters Returning

Georgia – 19 (10 offense, 8 defense, 1 specialist)
 Kentucky – 19 (8 offense, 9 defense, 2 specialists)
Vanderbilt – 18 (9 offense, 7 defense, 2 specialists)
 Florida – 17 (9 offense, 6 defense, 2 specialists)

and defensive backs Tre Herndon, Taurean Ferguson, Ryan White and LaDarius Wiley.

Kicker Tommy Openshaw and punter Sam Loy are also back.

Six more Commodores that started multiples games last year are also back with wide receivers C.J. Duncan and Caleb Scott and tight end Jared Pinkney on offense and end Dare Odeyingbo, safety Arnold Tarpley III and cornerback Bryce Lewis on defense.

GOING THE DISTANCE

Vanderbilt recorded 36 scoring drives that resulted in a touchdown in 2016 with 23 of those drives covering at least 70 yards.

The Commodores have picked up where they left off with four of the squad's 10 scoring drives covering 70+ yards in the team's first two wins of the year.

IT'S A STREAK

Ralph Webb is slated to make his 40th straight start on Saturday at Vanderbilt, by far the longest active streak on the roster.

On the other side of the ball, Tre Herndon is the only player with more than seven straight starts having started 27 consecutive games.

Kyle Shurmur (18), Bruno Reagan (17), Justin Skule (15), Nathan Marcus (11) and Ean Pfeifer (11) are the other Commodores who have started more than 10+ games in a row.

CLEAR BAG POLICY

The SEC has adopted a league-wide clear bag policy for the 2017-18 season restricting what is allowed inside stadiums.

LET'S BE CLEAR

APPROVED BAGS



NON-APPROVED BAGS



The following clear bag policy will be in effect for all events that take place at Vanderbilt Stadium, Memorial Gym and Hawkins Field beginning in August 2017.

CAPTAINS NAMED

The Commodores named six team captains for the 2017 season.

Senior Ryan White is a third-time captain and is the first Commodore to be named a three-time captain since Jay Cutler (2003-05).

Joining White as captains this season are Khari Blasingame, Oren Burks, Tre Herndon, Trent Sherfield and Kyle Shurmur.



WHITE



Three Commodores will have the honor of wearing the SEC Graduate patch this season.

Ryan White earned his degree from Vanderbilt last spring alongside Tommy Openshaw, who earned degrees in engineering science and economics, and transfer Scott Sypniewski picked up a diploma from Michigan before joining the Commodores over the summer as the team's long snapper.

THE GRADUATES

**HEAD COACH DEREK MASON**

Age: 47

Alma Mater: Northern Arizona (playing career 1989-92)**Degrees:** Bachelor's, Criminal Justice, NAU 1993**Family:** Wife, LeighAnne; daughters, Makenzie & Sydney**Twitter:** @CoachDerekMason**VANDERBILT – 2014-17 (Head Coach)**

Introduced Jan. 17, 2014 as the 28th head coach in team history... Notched first career victory as head coach in dramatic style, guiding team to 34-31 win over UMass on Sept. 13, 2014... After 2014 season, took over Vanderbilt defensive coordinator responsibilities...

Earned first road win at MTSU in October 2015... Earned first SEC victory Oct. 24, 2015 with 10-3 win over Missouri... Mason's 2016 team improved win total for second straight year, winning the final two games of the regular season against Ole Miss and Tennessee to get to six wins and earn an invitation to the Camping World Independence Bowl... Also earned first win over ranked foe on the road vs. Georgia... Offense improved in nearly every category in 2016, finishing sixth nationally in red zone efficiency... The 2016 defense was led by consensus All-American Zach Cunningham, who became just the third Commodore to ever earn first-team All-American status from the Walter Camp Foundation... Defense led the nation in the red zone.

STANFORD – 2013 (Willie Shaw Director of Defense)

Promoted to position of Willie Shaw Director of Defense, Mason guides one of the nation's top defenses as The Cardinal goes 10-3 overall, wins Pac-12 crown and plays in second straight Rose Bowl... Stanford finishes year ranked No. 10 on strength of four victories over ranked opponents... The defense ranks third in NCAA in rushing defense, 10th in scoring defense and 16th in total defense... Unit again ranks among Pac-12's best in numerous defensive categories... For second straight year, Mason's defense limits powerful Oregon spread offense, holding Ducks scoreless for first three quarters in eventual 26-20 Stanford victory... Three of Mason's standouts – LB Trent Murphy, LB Shayne Skov and DB Ed Reynolds – garner postseason All-America recognition.

STANFORD – 2011-12 (associate head coach/defensive coordinator)

Finalist for 2012 Broyles Award as nation's outstanding assistant coach... Stanford goes 23-4 overall in Mason's first two years as coordinator, wins 2012 Pac-12 title, captures 2012 Rose Bowl over Wisconsin, and plays in the 2011 BCS Fiesta Bowl... Mason's 3-4 attacking defense ranked among the NCAA leaders in both seasons... In 2012, the Cardinal defense topped the nation with 57 quarterback sacks, ranked second in tackles for loss, fifth in rushing defense and 11th in scoring defense... Stanford also paced the Pac-12 in scoring defense, total defense, rushing defense and sacks... The 2012 defense also held eight opponents under 100 rushing yards and limited high-powered Oregon to just 14 points in an overtime win... In 2011 the Cardinal was third in the NCAA in rushing defense, sixth in 3rd-down efficiency and 11th in quarterback sacks, and finished among the Pac-12 leaders in scoring defense, total defense, rushing defense, sacks and opponent first downs.

STANFORD – 2010 (defensive backs coach)

Hired by Cardinal head coach Jim Harbaugh... Helped change Stanford into a tough-minded, attacking defense... Unit was key to arguably Stanford's best year of modern era – a 12-1 overall record capped by 40-12 victory over Virginia Tech in the Orange Bowl... The 2010 Cardinal secondary was one of the great turnaround stories in college football as Stanford ranked high nationally in interceptions and pass defense... That unit included three eventual NFL players, including All-Pro cornerback Richard Sherman from the World Champion Seahawks.

MINNESOTA VIKINGS/NFL – 2007-09 (assistant defensive backs coach)

Served as an assistant defensive backs coach for the Minnesota Vikings from 2007 to 2009, playing a vital role in the team ranking sixth in total defense in 2008 and 2009 as the Vikings won NFC North titles each season.

OHIO – 2005-06 (wide receivers)

Hired by former Nebraska head coach Frank Solich, Mason coached Ohio receivers for two years, helping the Bobcats improve from 4-7 in 2005 to a 9-5 campaign in 2006 that ended with a GMAC Bowl appearance.

NEW MEXICO STATE – 2004 (wide receivers)

In lone season at New Mexico State, the Aggie offense with Mason mentoring wide receivers corps topped the Sun Belt Conference in numerous passing categories.

SAINT MARY'S – 2003 (co-defensive coordinator/assistant head coach)

First coordinator responsibilities came in only season at St. Mary's, member of NCAA I-AA Independent League.

UTAH – 2002 (wide receivers/special teams assistant coach)

Hired by Ron McBride, Mason tutored WR Paris Warren, an eventual 7th round draft pick, in his only year at Utah. The 2002 Utes offense featured young QB Alex Smith, the eventual 2005 No. 1 NFL draft pick.

BUCKNELL – 1999-2001 (defensive backs)

Secondary coach for three straight winning Bison squads... Coached two Bucknell defensive backs to All-Patriot League recognition... Bison defensive staff was directed by current Vanderbilt coordinator David Kotulski.

IDAHO STATE – 1997-98 (running backs)

Mason coached Idaho State running backs for two years under head coach Tom Walsh.

WEBER STATE – 1995-96 (wide receivers)

Mason worked with Weber State receivers, including Pokey Eckford, who earned All-America honors in 1995 after catching 77 passes for 1,074 yards and six TDs.

MESA (ARIZ.) COMMUNITY COLLEGE – 1994 (wide receivers)

Mason entered collegiate coaching as a receivers coach with community college located in San Diego.

NFL MINORITY COACHING FELLOWSHIP PROGRAM

Mason spent time with the St. Louis Rams in 1996, New York Giants and Oakland Raiders through the Minority Coaching Fellowship Program. Philadelphia in 1999 and Minnesota in 2008.

MASON AT THE HELM

	2017	Career
Overall.....	2-0.....	15-24
Home.....	1-0.....	11-9
Road.....	1-0.....	4-13
Neutral.....	0-0.....	0-1
SEC.....	0-0.....	5-19
Overtime.....	0-0.....	1-0
Grass.....	0-0.....	1-8
Turf.....	2-0.....	14-16
vs. AP Top 5.....	0-0.....	0-2
vs. AP Top 10.....	0-0.....	0-1
vs. AP Top 15.....	0-0.....	0-5
vs. AP Top 25.....	0-0.....	1-2
Leading after 1Q.....	2-0.....	6-3
Trailing after 1Q.....	0-0.....	6-18
Tied after 1Q.....	0-0.....	3-3
Leading at half.....	2-0.....	11-5
Trailing at half.....	0-0.....	4-19
Tied at half.....	0-0.....	0-0
Leading after 3Q.....	2-0.....	10-2
Trailing after 3Q.....	0-0.....	4-22
Tied after 3Q.....	0-0.....	1-0
Scoring first.....	2-0.....	8-7
Opp. scoring first.....	0-0.....	6-17
Scoring 20+ points.....	2-0.....	12-2
Allowing 20+ points.....	0-0.....	4-19
Scoring 30+ points.....	1-0.....	9-1
Allowing 30+ points.....	0-0.....	3-11
Decided by 3 points or less.....	0-0.....	4-3
Decided by 10 points or less.....	1-0.....	5-11
Rush for <100 yards.....	1-0.....	2-6
Rush for 100+ yards.....	1-0.....	11-17
Rush for 200+ yards.....	0-0.....	4-1
Pass for <200 yards.....	0-0.....	8-16
Pass for 200+ yards.....	2-0.....	4-7
Pass for 250+ yards.....	1-0.....	4-2
Pass for 300+ yards.....	0-0.....	2-0
Total 300+ yards offense.....	2-0.....	12-10
Opp. rush for <100 yards.....	2-0.....	9-3
Opp. pass for <200 yards.....	2-0.....	6-9
Opp. total <300 yards.....	2-0.....	4-3
Win turnover margin.....	2-0.....	7-4
Tie turnover margin.....	0-0.....	5-5
Lose turnover margin.....	0-0.....	3-15

COACHING STAFF**On the Field****Jeff Genyk**, Special Teams Coord./RBs**C.J. Ah You**, Defensive Line**Gerry Gdowski**, Quarterbacks**Cortez Hankton**, Wide Receivers**Chris Marve**, Inside Linebackers**Marc Mattioli**, Secondary**Cameron Norcross**, Offensive Line**In the Booth****Andy Ludwig**, Offensive Coord./TEs**Warren Belin**, Outside Linebackers



SON OF A...

Two Commodores are sons of former NFL players.

Jaire George is the son of former Titans legend and Heisman Trophy winner Eddie George.

Caleb Scott is the son of former Commodore great and NFL WR Chuck Scott, who played for Los Angeles and Dallas.

YEAH BRO

The Vanderbilt roster features three sets of brothers.

Dare and Dayo Odeyingbo, Jared and Jalen Pinkney and Emmanuel and Josh Smith.

The Odeyingbo brothers reside on the Dore's defensive line with Dare in his third year and Dayo a true freshman.

The Pinkney brothers are on opposite sides of the ball with Jared lining up at tight end as one of the Commodores' top weapons and talented younger brother and freshman Jalen on the defensive line.

The Smith brothers have been playing together at VU for the last two years but are roommates for this year for the first time since they were young kids. Both are expected to be major players for VU as linebackers.

COMMODORES IN THE LEAGUE

Notes from NFL preseason (Sept. 10)

Adam Butler (2013-16) // New England // Butler made the Patriots' 53-man opening day roster after signing as an undrafted rookie free agent with the defending Super Bowl champions last May. Butler is playing both tackle and end at New England.
Week 1: Butler saw initial NFL action, contributing a tackle as reserve defensive tackle in Pats' 42-27 home loss to Kansas City last Thursday. Week 2: at New Orleans, Sunday, Sept. 17, 12 noon CT.

Zach Cunningham (2013-16) // Houston // The 57th overall pick of the 2017 NFL Draft, Cunningham has impressed since he arrived in Houston. A consensus First Team All-America inside linebacker for the Commodores in 2016, Cunningham has received high marks from Texan coaches with his abilities to play the rush and defend the pass. Cunningham joins a Houston defense that features returning linebacker starters Benardrick McKinney and Brian Cushing, All-Pro tackle J.J. Watt, end Jadeveon Clowney and former Commodore defensive back Andre Hal.

Week 1: Cunningham had four assisted tackles, a tackle for loss and deflected pass in the Texans' 29-7 home loss to Jacksonville. Week 2: at Cincinnati, Thursday, Sept. 14, 7:25 pm CT.

Jay Cutler (2002-05) // Miami // Retirement didn't last long for the veteran Cutler, who has decided to continue his career with former Bears mentor Adam Gase in South Beach. Gase confirmed Cutler's return to the NFL, Aug. 7. Cutler, named to the Vanderbilt Athletics Hall of Fame in 2015, has thrown for 32,467 yards and 208 touchdowns during an 11-year career with Denver and Chicago. He suffered a season-ending arm injury midway through the 2007 season, and announced intentions in May to join FOX Sports as a NFL color analyst. A leg injury to Dolphin QB Ryan Tannehill opened a path for Cutler's return to the game. Cutler looked sharp in two preseason appearances and will start the Dolphins opener.

Week 1: Due to Hurricane Irma, the Miami-Tampa Bay game originally scheduled for Sunday, Sept. 10 has been pushed back to Sunday, Nov. 19. Cutler attended the Vanderbilt-Alabama A&M home opener last Saturday. Week 2: at Los Angeles Chargers, Sunday, Sept. 17, 3:05 pm CT.

Andre Hal (2010-13) // Houston // Hal, the Texans' starting free safety, signed a new three-year deal in August in advance of his fourth season with the club. Hal is coming off his finest year, helping Houston advance to the second round of the AFC playoffs by registering 60 total tackles, three interceptions and 10 passes defended. In his final appearance last year, Hal registered six total tackles, an interception and two defended passes in Houston's playoff loss to the Patriots. The former Commodore cornerback also earned 11 starts at free safety last year, and has 22 career starting assignments. Former Vanderbilt All-America Zach Cunningham joins Hal on the Houston roster.

Week 1: Hal contributed six total tackles, including a tackle for loss, in Houston's 29-7 home loss to Jacksonville. Week 2: at Cincinnati, Thursday, Sept. 14, 7:25 pm CT.

Casey Hayward (2008-11) // L.A. Chargers // Hayward enters his sixth season regarded as one of the NFL's elite cornerbacks. In 2016, Hayward enjoyed his finest season, earning his initial Pro Bowl recognition after leading the league with seven interceptions. He also ranked second in the league with 21 pass deflections, and finished the 2016 regular season with 35 solo tackles. He joins former Commodore offensive lineman Spencer Pulley on the Charger roster.

Week 1: at Denver, Monday, Sept. 11, 9:20 pm CT. Week 2: vs. Dolphins, Sunday, Sept. 17, 3:05 pm CT.

Will Holden (2013-16) // Arizona // Selected in the fifth round of the 2017 NFL Draft, Holden earned a spot of Arizona's 53-man opening day roster with a solid showing during the preseason. He has the versatility to play either tackle or guard for the Cardinals.
Week 1: Holden was inactive for the Cardinals' 35-23 home loss to Detroit on Sunday. Week 2: at Indianapolis, Sunday, Sept. 17, 12 noon CT.

Andrew Jelks (2013-16) // New England // Jelks was placed on the reserve/non-football injury list Sept. 2 by the Patriots. New England coach Bill Belichick was impressed by Jelks at Vanderbilt Pro Day in March, then added Jelks as an undrafted free agent in May. Though he missed the last two seasons at Vanderbilt due to injury, Jelks joins fellow Commodore undrafted rookie free agent Adam Butler with the Patriots.

Wesley Johnson (2010-13) // New York Jets // Johnson enters his fourth professional season at the Jets' starting center, Nick Mangold who served in the role for the last decade. Johnson is coming off a 2016 campaign when he filled in admirably for an injured Mangold, starting eight of the final nine games for the Jets.

Week 1: He started at center as the N.Y. Jets fell at Buffalo 21-12 on Sunday. Week 2: at Oakland, Sunday, Sept. 17, 3:05 pm CT.

Jordan Matthews (2010-13) // Buffalo // Matthews enters his fourth season in the NFL. On Aug. 11, 2017, Matthews was traded from Philadelphia to the Buffalo Bills. Matthews has missed three weeks this preseason with an injury, but is expected to start in the season opener vs. New York. The Commodores' all-time leading receiver is coming off a campaign when he ranked second on the Eagles with 73 receptions and 804 receiving yards. Matthews posted impressive numbers in Philly: 225 receptions, 2,673 receiving yards and 19 touchdown catches in 35 career starts.

Week 1: Returning from a preseason injury, Matthews registered two catches for 61 yards, including a 47-yarder, in Buffalo's 21-12 home win over the N.Y. Jets this Sunday. Week 2: at Carolina, Sunday, Sept. 17, 12 noon CT.

Spencer Pulley (2011-15) // L.A. Chargers // Entering his second professional season, Pulley looks to be the opening day starter as Philip Rivers' center in Los Angeles. Pulley has enjoyed a quick rise since signing with the Chargers as an undrafted rookie free agent in May 2016. As a rookie, Pulley saw action in all 16 games for San Diego, contributing on both special teams and the offensive line. He joins former Commodore cornerback Casey Hayward on the Charger roster.

Week 1: at Denver, Monday, Sept. 11, 9:20 pm CT. Week 2: vs. Dolphins, Sunday, Sept. 17, 3:05 pm CT.

Stephen Weatherly (2012-15) // Minnesota // Weatherly enters his second season in Minneapolis aiming for an important role on the Vikings' defensive front. Selected in the 7th round of the 2016 NFL Draft, Weatherly finished last year on Minnesota's active roster, garnering a couple of tackles in late-season appearances. Weatherly has worked hard to transition from an outside linebacker at Vanderbilt, and currently sits at the top reserve to Viking right end starter Everson Griffen.

Week 1: vs. New Orleans, Monday, Sept. 11, 6:10 pm CT. Week 2: at Pittsburgh, Sunday, Sept. 17, 12 noon CT.



NATIONAL RANKINGS

AP Top 25

Week 3

	Record	Points	Prev
1. Alabama(58)	2-0	1522	—
2. Oklahoma(2)	2-0	1447	5
3. Clemson(1)	2-0	1380	—
4. USC	2-0	1324	6
5. Penn State	2-0	1299	4
6. Washington	2-0	1124	7
7. Michigan	2-0	1107	8
8. Ohio State	1-1	1003	2
9. Oklahoma State	2-0	1002	11
10. Wisconsin	2-0	993	9
11. Florida State	0-1	944	10
12. LSU	2-0	935	—
13. Georgia	2-0	882	15
14. Louisville	2-0	658	17
15. Auburn	1-1	591	13
16. Virginia Tech	2-0	559	18
17. Miami	1-0	542	16
18. Kansas State	2-0	475	17
19. Stanford	1-1	364	14
20. TCU	2-0	352	23
21. Washington State	2-0	233	20
22. South Florida	2-0	188	21
23. Tennessee	2-0	159	25
24. Florida	0-1	146	22
25. UCLA	2-0	119	NR

Dropped from rankings: Notre Dame 24

Others receiving votes: Utah 101, South Carolina 72, Colorado 66, West Virginia 63, Oregon 61, Maryland 42, Notre Dame 31, San Diego State 16, Houston 10, Mississippi State 3, Boise State 3, California 2, Vanderbilt 2, Iowa 2, Texas Tech 2, Michigan State 1

Coaches Poll

Week 3

	Record	Points	Prev
1 Alabama(58)	2-0	1497	—
2 Clemson(2)	2-0	1386	1
3 Oklahoma	2-0	1385	3
4 USC	2-0	1308	1
5 Penn State	2-0	1256	1
6 Washington	2-0	1173	1
7 Michigan	2-0	1082	1
8 Oklahoma State	2-0	1026	2
9 Ohio State	1-1	962	7
10. Florida State	0-1	926	1
11. LSU	2-0	920	1
12. Wisconsin	2-0	919	1
13. Georgia	2-0	830	2
14. Louisville	2-0	658	2
15. Miami	1-0	551	2
16. Virginia Tech	2-0	509	2
17. Auburn	1-1	488	4
18. Kansas State	2-0	487	1
19. Stanford	1-1	372	5
20. TCU	2-0	271	NR
21. South Florida	2-0	249	1
22. Washington State	2-0	244	—
23. Tennessee	2-0	219	2
24. Utah	2-0	182	1
25. Florida	0-1	134	1

Dropped from rankings: Notre Dame 25

Others receiving votes: West Virginia 74, Colorado 70, Oregon 68, UCLA 57, Mississippi State 37, South Carolina 27, Maryland 26, Notre Dame 24, San Diego State 19, Memphis 11, NC State 10, Minnesota 9, Houston 7, Navy 6, Vanderbilt 5, Iowa 4, Duke 3, Army 2, Michigan State 2, UCF 2, Kentucky 1, Boise State 1, Appalachian State 1

COACHING STAFF CONSISTENCY

One year after changing numerous coaching positions, head coach Derek Mason heads into his fourth season at Vanderbilt with a staff largely intact from a year ago.

The only offseason change Mason made was forced by illness. Warren Belin, a long-time Commodore defensive coach under Bobby Johnson, returned to campus, serving as Mason's outside linebackers coach.

Belin was enticed to Vanderbilt only after learning Osia Lewis would be leaving his duties to battle a liver cancer diagnosis. Lewis left his on-field responsibilities in February, moving into a senior defensive assistant/consultant to the head coach role.

Before the 2016 season, Mason brought on five new staffers: Lewis, Jeff Genyk (special teams coordinator/running backs), Cameron Norcross (offensive line), C.J. Ah You (defensive line) and Chris Marve (inside linebackers).

Only Gerry Gdowski remains from Mason's original staff. Last year, Gdowski mentored Vanderbilt quarterbacks after coaching tight ends in 2014-15.



BELIN

FOUR DORES ON SENIOR BOWL WATCH LIST

Prior to the season, four Commodores were named to the Reese's Senior Bowl watch list.

The four Dores are four of the most productive athletes on the 2017 roster led by Vanderbilt all-time leading rusher Ralph Webb. The star running back set the all-time VU rushing mark last fall and holds the class record for Vandy freshmen, sophomores and juniors entering his senior season.

Oren Burks moves to inside linebacker for his senior season after playing both safety and outside linebacker over the last three seasons on West End. He comes back for his senior season as one of the team's top tacklers.

Tre Herndon led the Commodores with two interceptions a year ago and comes into his final year in the black and gold with three career picks. The Chattanooga, Tenn. native has been a mainstay in the Vanderbilt secondary throughout his career.

Nifae Lealao anchors the Dores' defensive front on the line. The talented senior made 22 stops last season, including 2.5 sacks. He also holds the honor of beginning the Commodores' Poly pipeline as the group's elder statesman.



EXPERIENCE MATTERS

For the first time in the Derek Mason era the Commodores started an overwhelming amount of upperclassmen in 2016.

In the Dores' 13 games last year, 70.3% of the squad's starts went to juniors and seniors. The previous year just 54.2% of the starts went to older student-athletes and only 46.2% of the starts in Mason's first year in 2014.

THREE DORES BACK AFTER ALL-SEC FRESHMAN CAMPAIGNS

Vanderbilt sophomores Sam Loy, Ean Pfeifer and Jared Pinkney are coming off a season when they earned All-SEC Freshman honors from Athlon Sports.

Pfeifer and Pinkney were named to Athlon's first team all-freshman squad. Loy was named as Athlon's second-team punter.



BURKS, WEBB EARN PRESEASON ALL-SEC NOD

Oren Burks and Ralph Webb were named preseason All-Southeastern Conference recipients by the league's head coaches prior to the season.

The duo also earned preseason recognition from the media attending SEC Media Days in July.

SEC head coaches voted Webb, a rising senior running back from Gainesville, Fla., and Burks, a rising senior linebacker from Fairfax Station, Va., as third-team all-conference recipients.

A preseason candidate for the Doak Walker and Maxwell awards, Webb enters his final season with 3,342 rushing yards. Webb ranks No. 20 on the SEC career rushing charts and could climb into the league's top five with a season comparable to last year when he set a new team single-season record with 1,283 rushing yards.

A Butkus Award candidate, Burks finished with 40 unassisted tackles, 59 total stops, 6.5 tackles for loss, 3.5 quarterback sacks and an interception last year. Burks' career statistics of 155 total tackles and four interceptions are active team highs.

POLY PIPELINE GROWING IN NASHVILLE

Vanderbilt's Poly pipeline continues to grow in 2017 with six student-athletes on the roster with Polynesian decent, doubling last year's total.

Senior Nifae Lealao is the elder statesman of the group and has been joined by now redshirt freshmen Josiah Sa'o and Sean McMoore. Sa'o plays alongside Lealao on the defensive line with McMoore on the offensive line. McMoore is the first Hawaiian to suit up for VU while Lealao and Sa'o both hail from California.

The Dores' freshman class features three new players with Poly blood, including two from The Rock in Feleti Afemui and Jonah Buchanan. Afemui is a linebacker from Kahului with Buchanan playing alongside Lealao and Sa'o on the defensive line from Honolulu. Michael Owusu rounds the gridiron group playing outside linebacker from Oxnard, Calif.

Vanderbilt's soccer team joined the Polynesian party, adding sophomore Taiana Tolleson to the growing 'ohana' (family) at Vanderbilt.

Even with seven Polynesians in athletics on West End, the most famous Polynesian in Nashville remains Heisman Trophy winner and Tennessee Titans QB Marcus Mariota.

LIKE FATHER, LIKE SON

WR Caleb Scott and DB Donovan Sheffield are second-generation Commodores. Both following their dad's collegiate path through Vanderbilt.

Scott is the son of former Commodore TE Chuck Scott (1981-84). Scott's dad was a 1983 All-America and two-time All-SEC pick who still ranks T-3rd all-time among Commodores with 20 TD catches, sixth in receiving yards (2,219), and seventh in receptions (145).

Sheffield is the son of DB Robert Sheffield (1993-95). Sheffield's dad was a three-year letterwinner at cornerback from 1993-95.

SEC STANDINGS

Eastern Division

Team	OVR	SEC	Home	Road	Strk
S. Carolina	2-0	1-0	0-0	1-0	W2
Georgia	2-0	0-0	1-0	1-0	W2
Kentucky	2-0	0-0	1-0	1-0	W2
Vanderbilt	2-0	0-0	1-0	1-0	W2
Tennessee	2-0	0-0	1-0	0-0	W2
Missouri	1-1	0-1	1-0	0-0	L1
Florida	0-1	0-0	0-0	0-0	L1

Western Division

Team	OVR	SEC	Home	Road	Strk
Alabama	2-0	0-0	1-0	0-0	W2
LSU	2-0	0-0	2-0	0-0	W2
Miss. St.	2-0	0-0	1-0	1-0	W2
Ole Miss	2-0	0-0	2-0	0-0	W2
Auburn	1-1	0-0	1-0	0-1	L1
Arkansas	1-1	0-0	1-1	0-0	L1
Texas A&M	1-1	0-0	1-0	0-1	W1

This Week in the SEC

Saturday, Sept. 16

Louisiana at Texas A&M | 11 a.m. | SECN

Tennessee at Florida | 2:30 p.m. | CBS

Mercer at Auburn | 3 p.m. | SECN

Purdue at Missouri | 3 p.m. | SECN

Colorado State at Alabama | 6 p.m. | ESPN2

LSU at Mississippi State | 6 p.m. | ESPN

Samford at Georgia | 6:30 p.m. | SECN

Kansas State at Vanderbilt | 6:30 p.m. | ESPN2

Kentucky at South Carolina | 6:30 p.m. | SECN

Ole Miss at California | 9:30 p.m. | ESPN

Next Week in the SEC

Saturday, Sept. 23

Alabama at Vanderbilt | 2:30 p.m. | CBS

Syracuse at LSU | 6/6:30 p.m. | ESPN2/SECN/ESPNU

Auburn at Missouri | 6/6:30 p.m. | ESPN2/SECN/ESPNU

Mississippi State at Georgia | 6 p.m. | ESPN

Florida at Kentucky | 6/6:30 p.m. | ESPN2/SECN/ESPNU

UMass at Tennessee | 11 a.m. | SECN

Arkansas vs. Texas A&M | 11 a.m. | ESPN

Louisiana Tech at South Carolina | 2:30 p.m. | SECN

All times Central



GAME	FINAL	SCORE BY QUARTER				FIRST DOWNS				RUSHING			PASSING			OFFENSE		PUNTING	FUMBLES	PENALTY	THIRD	TOTAL
	SCORE	1	2	3	4	RU	PA	PN	TOT	ATT	YDS	TD	C-A-I	YDS	TD	ATT	YDS	NO-AVG	NO-LOST	NO-YDS	DOWNS	TOP
VU	28	14	7	7	0	5	10	0	15	35	71	1	20-28-0	296	3	63	367	7-41.9	1-0	6-69	8-16	36:33
MT	6	0	0	0	6	3	8	3	14	26	49	0	18-31-1	166	1	57	215	7-40.7	1-0	4-14	0-12	23:27
AAMU	0	0	0	0	0	4	1	2	7	32	59	0	8-21-2	44	0	53	103	10-35.4	1-0	5-21	2-14	29:19
VU	42	14	21	7	0	8	10	0	18	35	174	2	19-26-0	227	4	61	401	5-33.2	0-0	4-40	6-13	30:41
KSU																						
VU																						
ALA																						
VU																						
VU																						
FLA																						
UGA																						
VU																						
VU																						
OM																						
VU																						
SC																						
WKU																						
VU																						
UK																						
VU																						
MIZ																						
VU																						
VU																						
UT																						

Vanderbilt Long Plays

YARDS	RUSH	PASS	KR	PR	TD
20-29	-	4	-	-	2
30-39	1	2	-	-	1
40-49	-	1	-	-	1
50-59	-	-	-	-	-
60-69	-	-	-	-	-
70-79	-	1	-	-	1
80-89	-	-	-	-	-
90-99	-	-	-	-	-
TOTALS	1	8	0	0	5

Opponent Long Plays

YARDS	RUSH	PASS	KR	PR	TD
20-29	-	2	-	-	1
30-39	-	1	-	-	-
40-49	-	-	-	-	-
50-59	-	-	-	-	-
60-69	-	-	-	-	-
70-79	-	-	-	-	-
80-89	-	-	-	-	-
90-100	-	-	-	-	-
TOTALS	0	3	0	0	1

Three-&-Out Drives

VANDERBILT	OPPONENT
THREE-&-OUTS/DRIVES	THREE-&-OUTS/DRIVES
@Middle Tenn.	5/15 (33.3%)
Alabama A&M	1/13 (7.7%)
Kansas State	
Alabama	
@Florida	
Georgia	
@Ole Miss	
@S. Carolina	
W. Kentucky	
Kentucky	
Missouri	
@Tennessee	
6/28 (21.4%)	12/27 (44.4%)



Vanderbilt Scoring Drives

OPP	PLAYS	YARDS	TIME	SCORING PLAY
@MT	5	75	2:29	Lipscomb 37-yd pass from Shurmur
@MT	3	40	1:04	Webb 1-yd run
@MT	13	76	7:43	Lipscomb 4-yd pass from Shurmur
@MT	3	80	1:24	Webb 73-yd pass from Shurmur
AAMU	11	67	6:22	Webb 6-yd run
AAMU	6	54	3:10	Pinkney 10-yd pass from Shurmur
AAMU	6	81	2:33	Lipscomb 45-yard pass from Shurmur
AAMU	3	10	0:53	Shurmur 1-yd run
AAMU	4	65	1:28	Sherfield 25-yd pass from Shurmur
AAMU	1	23	0:06	Pinkney 23-yd pass from Shurmur

Opponent Scoring Drives

OPP	PLAYS	YARDS	TIME	SCORING PLAY
@MT	3	47	1:05	James 22-yd pass from Stockstill

Scoring Drive Breakdown

Yardage	VANDERBILT		OPPONENT	
	TD	FG	TD	FG
No drive	-	-	-	-
Neg. Yards	-	-	-	-
0-9	-	-	-	-
10-19	1	-	-	-
20-29	1	-	-	-
30-39	-	-	-	-
40-49	1	-	1	-
50-59	1	-	-	-
60-69	2	-	-	-
70-79	2	-	-	-
80-89	2	-	-	-
90-99	-	-	-	-
TOTALS	10	0	1	0

Game-Opening Drives

OPP	VANDERBILT			OPPONENTS		
	PTS	1STS	YDS	PTS	1STS	YDS
@Middle Tenn.	7	3	75	0	2	31
Alabama A&M	7	4	67	0	1	2
Kansas State						
Alabama						
@Florida						
Georgia						
@Ole Miss						
@S. Carolina						
W. Kentucky						
Kentucky						
Missouri						
@Tennessee						
TOTALS	14	7	142	0	3	33

Second Half-Opening Drives

OPP	VANDERBILT			OPPONENTS		
	PTS	1STS	YDS	PTS	1STS	YDS
@Middle Tenn.	7	0	80	0	0	9
Alabama A&M	0	1	10	0	0	5
Kansas State						
Alabama						
@Florida						
Georgia						
@Ole Miss						
@S. Carolina						
W. Kentucky						
Kentucky						
Missouri						
@Tennessee						
TOTALS	8	0	90	0	0	14

Scoring Drive Superlatives

Most Plays/Result
Most Yards/Result
Most Time/Result

VANDERBILT
14/FGA at Middle Tenn.
81/TD vs. Alabama A&M
7:43/TD at Middle Tenn.

OPPONENT
8/TO Downs at Middle Tenn.
52/TO Downs at Middle Tenn.
4:05/TO Downs at Middle Tenn.



The Last Vanderbilt Player...

Player scored 3 TDs _____ Ralph Webb vs. Ole Miss (3, 11/19/2016)
 Player scored 4 TDs or more _____ Earl Bennett vs. Kentucky (5, 11/12/2005)
 QB passes for 3 TDs _____ Kyle Shurmur at Middle Tenn. (3, 9/2/2017)
 QB passes for 4+ TDs _____ Kyle Shurmur vs. Alabama A&M (4, 9/9/2017)
 QB passed for 200-299 yards _____ Kyle Shurmur vs. Alabama A&M (202, 9/9/2017)
 QB passed for 300-399 yards _____ J. McCrary vs. Austin Peay (368, 9/19/2015)
 QB passed for 400+ yards _____ Kyle Shurmur vs. Tennessee (416, 11/26/2016)
 70+ yard reception _____ Shurmur to Webb at Middle Tenn. (73, 9/2/2017)
 Rushed for 100-199 yards _____ Ralph Webb vs. NC State (111, 12/26/2016)
 Rushed for 200-299 yards _____ Ralph Webb vs. Middle Tennessee (211, 9/10/2016)
 Rushed for 300+ yards _____ Frank Mordica vs. Air Force (321, 11/18/1978)
 70+ yard rush _____ Ralph Webb at Florida (74, 11/7/2015)
 Rushed for 3+ TD _____ Ralph Webb vs. Ole Miss (3, 11/19/2016)
 Receiver had 100-199 yards _____ Ralph Webb at Middle Tenn. (104, 9/2/2017)
 Receiver had 200+ yards _____ Trent Sherfield vs. Austin Peay (240, 9/1/2015)
 Had 3+ TD receptions _____ Earl Bennett vs. Richmond (3, 9/1/2007)
 Returned kickoff for TD _____ Darrius Sims vs. South Carolina (100, 9/12/2014)
 Returned punt for TD _____ Jonathan Krause at Wake Forest (83, 11/24/2012)
 Returned INT for TD _____ Oren Burks vs. Kentucky (30, 11/14/2015)
 Returned fumble for TD _____ Taurean Ferguson at Kentucky (22, 10/8/2016)
 Kicked three or more FGs _____ Tommy Openshaw at Auburn (3, 11/5/2016)
 Kicked 50+ yard FG _____ Tommy Openshaw vs. NC State (52, 12/26/2016)
 Had 70+ yard punt _____ Tommy Openshaw vs. Missouri (78, 10/24/2015)
 Recorded 10+ tackles _____ Emmanuel Smith vs. Alabama A&M (10, 9/9/2017)
 Recorded 3+ tackles for loss _____ Odeyingbo, Wright at Middle Tenn. (3.0, 9/2/2017)
 Recorded 3+ sacks _____ Charles Wright at Middle Tenn. (3.0, 9/2/2017)
 Blocked opponent punt _____ Andrew Rector vs. Alabama A&M (9/9/2017)
 Returned blocked punt for TD _____ Stephen Weatherly vs. UMass (11, 9/13/2014)
 Blocked opponent FG _____ Zach Cunningham at Auburn (11/5/2016)
 Blocked a PAT attempt _____ Nifae Lealao at Middle Tenn. (9/2/2017)
 Scored on safety _____ Team vs. Middle Tennessee (9/10/2016)

The Last Time Vanderbilt...

Achieved 30+ first downs _____ vs. Old Dominion (33, 11/1/2014)
 Topped 500+ Yards in Total Offense _____ vs. Tennessee (608, 11/26/2016)
 300 or more passing yards _____ vs. Austin Peay (394, 9/19/2015)
 400 or more passing yards _____ vs. Tennessee (416, 11/26/2016)
 Rushed for 200-299 yards _____ vs. Middle Tennessee (231, 9/10/2016)
 Rushed for 300-399 yards _____ vs. Tennessee State (358, 10/22/2016)
 Rushed for 400+ yards _____ vs. Presbyterian (410, 9/15/2012)
 Scored 40 points or more _____ vs. Alabama A&M (42, 9/9/2017)
 Held foe under 100 total yards _____ vs. Chattanooga (93, 9/6/2003)
 Held foe to less than 200 total yards _____ vs. Alabama A&M (103, 9/9/2017)
 Held foe under 100 rushing yards _____ vs. Alabama A&M (59, 9/9/2017)
 Held foe under 100 passing yards _____ vs. Alabama A&M (44, 9/9/2017)
 Held foe scoreless _____ vs. Alabama A&M (42-0, 9/9/2017)

The Last Opposing Player...

Player scored 3 TDs _____ Jaylen Samuels (3, 12/26/16)
 Player scored 4 TDs or more _____ Justin Boyles Duke (4, 10/28/2006)
 QB passes for 3 TDs _____ Ryan Finley (3, 12/26/2016)
 QB passes for 4+ TDs _____ Johnny Manziel at Texas A&M (4, 10/26/2013)
 QB passed for 200-299 yards _____ Ryan Finley vs. NC State (235, 12/26/2016)
 QB passed for 300-399 yards _____ Joshua Dobbs vs. Tennessee (340, 11/26/2016)
 QB passed for 400+ yards _____ Bo Wallace Ole Miss (403, 11/10/2012)
 70+ yard reception _____ Lock to Moore at Missouri (82, 11/12/2016)
 Rushed for 100-199 yards _____ Josh Malone vs. Tennessee (121, 11/26/2016)
 Rushed for 200+ yards _____ Arian Foster Tennessee (223, 11/19/2005)
 Rushed for 3+ TDs _____ Dedrick Mills at Georgia Tech (3, 9/17/2016)
 70+ yard rush _____ Pharoh Cooper vs. So. Carolina (70, 9/20/2014)
 Receiver had 100-199 yards _____ Richie James at Middle Tenn. (112, 9/2/2017)
 Receiver had 200+ yards _____ Craig Yeast Kentucky (269, 11/13/1998)
 Had 3+ TD receptions _____ Jaylen Samuels vs. NC State (3, 12/26/2016)
 Returned kickoff for TD _____ Nyheim Hines vs. NC State (100, 12/26/2016)
 Returned punt for TD _____ Cameron Sutton at Tennessee (85, 11/28/2015)
 Returned INT for TD _____ Niles Clark vs. NC State (32, 12/26/2016)
 Returned fumble for TD _____ Christian Holmes at Miss. State (51, 11/22/2014)
 Kicked at least three FGs _____ Daniel Carlson at Auburn (3, 11/5/2016)
 Kicked 50+ yard FG _____ Daniel Carlson at Auburn (53, 11/5/2016)
 Had 70+ yard punt _____ Ryan Janvion vs. Wake Forest (71, 11/30/2013)
 Recorded 10+ total tackles _____ Harris, Brower vs. Alabama A&M (10, 9/9/2017)
 Recorded 3+ tackles for loss _____ Chris Johnson at WKU (4.0, 9/24/2016)
 Blocked VU punt _____ Drell Greene at WKU (9/24/2016)
 Returned blocked punt for TD _____ L. Mathis vs. Charleston So. (17., 10/11/2014)
 Blocked VU FG _____ Sharrif Floyd Florida (11/5/2011)
 Scored on VU safety _____ Team at Tennessee (11/28/2015)

The Last VU Opponent...

Achieved 30+ first downs in game _____ Ole Miss (30, 9/26/2015)
 Topped 500+ Yards in Total Offense _____ Tennessee (516, 11/26/2016)
 300 or more passing yards _____ Tennessee (340, 11/26/2016)
 400 or more passing yards _____ Ole Miss, (403 yds., 11/10/2012)
 Rushed for 200-299 yards _____ at Auburn (271, 11/5/2016)
 Rushed for 300-399 yards _____ Tennessee (331, 11/28/2015)
 Rushed for 400+ yards _____ vs. Georgia Tech (404, 10/31/2009)
 Scored 40 points or more _____ vs. NC State (41, 12/26/2016)
 Held Vanderbilt under 200 total yards _____ at Georgia (171, 10/15/2016)
 Held Vanderbilt under 100 rushing yards _____ at Middle Tenn. (71, 9/2/2017)
 Held Vanderbilt under 100 passing yards _____ vs. South Carolina (73, 9/1/2016)
 Held Vanderbilt scoreless _____ vs. Texas A&M (25-0, 11/21/2015)



Vanderbilt Individual Season-Highs

Rush Attempts	24	Ralph Webb, @Middle Tenn.
Yards Rushing	64	Jamauri Wakefield, Alabama A&M
TD Rushes	1 (3x)	Webb, Shurmur, Alabama A&M
Long Rush	31	Khari Blasingame, Alabama A&M
Pass Attempts	28	Kyle Shurmur, @Middle Tenn.
Pass Completions	20	Kyle Shurmur, @Middle Tenn.
Yards Passing	296	Kyle Shurmur, @Middle Tenn.
TD Passes	4	Kyle Shurmur, Alabama A&M
Long Pass	73	Kyle Shurmur, @Middle Tenn.
Receptions	4 (3x)	Pinkney, Sherfield, Alabama A&M
Yards Receiving	104	Ralph Webb, @Middle Tenn.
TD Receptions	2 (2x)	Jared Pinkney, Alabama A&M
Long Reception	73	Ralph Webb, @Middle Tenn.
Field Goals		
Long Field Goal		
Punts	7	Sam Loy, @Middle Tenn.
Punting Avg.	41.9	Sam Loy, @Middle Tenn.
Long Punt	52	Sam Loy, @Middle Tenn.
Punts Inside 20	2	Sam Loy, Alabama A&M
Long Punt Return	11	Kalija Lipscomb, Alabama A&M
Long Kickoff Return	22	C.J. Duncan, Alabama A&M
Tackles	10	Emmanuel Smith, Alabama A&M
Sacks	3.0	Charles Wright, @Middle TN
Tackles for Loss	3.0 (2x)	Odeyingbo, Wright, @Middle Tenn.
Interceptions	1 (3x)	Burks, Day, Odeyingbo, Alabama A&M

Vanderbilt Team Game-Highs

Rushes	35 (2x)	Alabama A&M
Yards Rushing	174	Alabama A&M
Yards per Rush	5.0	Alabama A&M
TD Rushes	2	Alabama A&M
Pass Attempts	28	@Middle Tennessee
Pass Completions	20	@Middle Tennessee
Yards Passing	296	@Middle Tennessee
Yards per Pass Comp.	14.8	@Middle Tennessee
TD Passes	4	Alabama A&M
Total Plays	63	@Middle Tennessee
Total Offense	401	Alabama A&M
Yards per Play	6.6	Alabama A&M
Points	42	Alabama A&M
Sacks By	5	@Middle Tennessee
First Downs	18	Alabama A&M
Penalties	6	@Middle Tennessee
Penalty Yards	69	@Middle Tennessee
Turnovers		
Interceptions By	2	Alabama A&M
Punts	7	@Middle Tennessee
Punting Avg.	41.9	@Middle Tennessee
Long Punt	52	@Middle Tennessee
Punts Inside 20	3	Alabama A&M

Vanderbilt's Longest Plays

Rushing	31	Alabama A&M
Passing	73	@Middle Tennessee
Field Goal		
Punt	52	@Middle Tennessee
Punt Return	11	Alabama A&M
Kickoff Return	22	Alabama A&M
Interception Return	28	@Middle Tennessee
Fumble Return		

Opponent Individual Season-Highs

Rush Attempts	12	Trevon Walters, Alabama A&M
Yards Rushing	31	Maurice Gordon, @Middle Tenn.
TD Rushes		
Long Rush	18	Damion May, Alabama A&M
Pass Attempts	31	Brent Stockstill, @Middle Tenn.
Pass Completions	18	Brent Stockstill, @Middle Tenn.
Yards Passing	166	Brent Stockstill, @Middle Tenn.
TD Passes	1	Brent Stockstill, @Middle Tenn.
Long Pass	31	Brent Stockstill, @Middle Tenn.
Receptions	10	Richie James, @Middle Tenn.
Yards Receiving	112	Richie James, @Middle Tenn.
TD Receptions	1	Richie James, @Middle Tenn.
Long Reception	31	Richie James, @Middle Tenn.
Field Goals		
Long Field Goal		
Punts	9	Nick Carden, Alabama A&M
Punting Avg.	42.0	Brent Stockstill, @Middle Tenn.
Long Punt	61	Nick Carden, Alabama A&M
Punts Inside 20	2	Alabama A&M
Long Punt Return	20	Richie James, @Middle Tenn.
Long Kickoff Return	12	Harvey Harris, Alabama A&M
Tackles	10	Harris, Brower, Alabama A&M
Sacks	1.0	Walter Brady, @Middle Tenn.
Tackles for Loss	1.5	Malik Mancel, @Middle Tenn.
Interceptions		

Opponent Team Game-Highs

Rushes	32	Alabama A&M
Yards Rushing	59	Alabama A&M
Yards per Rush	1.9	@Middle Tennessee
TD Rushes		
Pass Attempts	31	@Middle Tennessee
Pass Completions	18	@Middle Tennessee
Yards Passing	166	@Middle Tennessee
Yards per Pass Comp.	9.2	@Middle Tennessee
TD Passes	1	@Middle Tennessee
Total Plays	57	@Middle Tennessee
Total Offense	215	@Middle Tennessee
Yards per Play	3.8	@Middle Tennessee
Points	6	@Middle Tennessee
Sacks By	1	@Middle Tennessee
First Downs	14	@Middle Tennessee
Penalties	5	Alabama A&M
Penalty Yards	21	Alabama A&M
Turnovers	2	Alabama A&M
Interceptions By		
Punts	10	Alabama A&M
Punting Avg.	40.7	@Middle Tennessee
Long Punt	61	Alabama A&M
Punts Inside 20	2	Alabama A&M

Opponent's Longest plays

Rushing	19	@Middle Tennessee
Passing	31	@Middle Tennessee
Field Goal		
Punt	61	Alabama A&M
Punt Return	20	@Middle Tennessee
Kickoff Return	12	Alabama A&M
Interception Return		
Fumble Return		



2017 VANDERBILT COMMODORES

Roster A-Z			#	Name	Pos.	Ht.	Wt.	Year	CL	Hometown/High School (Other)
#	Name	Pos.								
17	Feleti Afemui	LB	2	Arnold Tarpley III	S	6-1	203	SR	3L	Pittsburgh, Pa./Central Catholic
18	Colin Anderson	LB	2	Deuce Wallace	QB	6-2	210	R-FR	RS	Sevierville, Tenn./Sevier County
78	Bryce Bailey	OL	3	Taurean Ferguson	CB	5-9	190	R-SR	3L	Jonesboro, Ga./Jonesboro
38	Gil Barksdale	DB	3	Shawn Stankavage	QB	6-2	205	R-JR	RS	Durham, N.C./Cardinal Gibbons
91	Drew Birchmeier	DL	4	Emmanuel Smith	LB	6-2	240	SR	3L	Murfreesboro, Tenn./Oakland
23	Khari Blasingame	RB	4	Donaven Tennyson	WR	5-10	170	SO	1L	Richmond, Va./Benedictine College Prep
81	James Bostic	WR	5	Ke'Shawn Vaughn	RB	5-10	215	JR	TR	Nashville, Tenn./Pearl-Cohn/Illinois
92	Jonah Buchanan	DL	5	LaDarius Wiley	S	6-1	210	R-JR	2L	Los Angeles, Calif./Cathedral
20	Oren Burks	LB	6	Zaire Jones	S	6-0	200	R-FR	RS	Meridian, Miss./Meridian
74	Cole Clemens	OL	7	Dimitri Moore	LB	6-3	215	FR	HS	Cedar Hill, Texas/Cedar Hill
77	Devin Cochran	OL	7	Ralph Webb	RB	5-10	202	R-SR	3L	Gainesville, Fla./Gainesville
82	Turner Cockrell	TE	8	Joejuan Williams	CB	6-3	208	SO	1L	Nashville, Tenn./Father Ryan/Hendersonville
35	Frank Coppet	DB	9	Caleb Peart	LB	6-1	235	R-SO	1L	Chandler, Ariz./Hamilton
22	Josh Crawford	RB	9	Caleb Scott	WR	6-2	202	SR	3L	Suwanee, Ga./North Gwinnett
12	Tae Daley	DB	10	Dayo Odeyingbo	DL	6-6	250	FR	HS	Irving, Texas/Carrollton Ranchview
96	Darion DeBrossard	OL	10	Trent Sherfield	WR	6-1	205	SR	3L	Danville, Ill./Danville
52	Brayden DeVault-Smith	LB	11	Charles Wright	LB	6-3	240	R-JR	2L	Irvine, Calif./Beckman
76	Egidio DellaRipa	OL	12	Tae Daley	DB	6-0	185	FR	HS	Warner Robins, Ga./Northside
84	Sam Dobbs	TE	12	Jacob Free	QB	6-4	215	FR	HS	Brantley, Ala./Brantley
19	C.J. Duncan	WR	13	Jackson Winrow	WR	6-1	195	R-FR	RS	Shawnee, Okla./Shawnee
99	Stone Edwards	DL	14	Kyle Shurmur	QB	6-4	227	JR	2L	Philadelphia, Pa./La Salle College
36	Trey Ellis	WR	14	Ryan White	S	5-10	190	GR	3L	Louisville, Ky./Trinity
3	Taurean Ferguson	CB	15	Elijah Hamilton	DB	6-2	200	R-FR	RS	Roswell, Ga./Blessed Trinity Catholic
55	David Floyd	OL	15	Alex Stump	WR	6-3	210	R-SO	TR	Avon, Ohio/St. Edward/Ohio State
12	Jacob Free	QB	16	Kalija Lipscomb	WR	6-1	200	SO	1L	New Orleans, La./Jesuit
28	Allan George	DB	17	Feleti Afemui	LB	6-3	235	FR	HS	Kahului, Hawaii/Maui
27	Jaire George	FB	17	Tommy Openshaw	K	6-2	200	GR	3L	Jacksonville, Fla./Creekside
75	Bailey Granier	OL	18	Colin Anderson	LB	6-2	215	FR	HS	Florence, Ala./Brooks
40	Jordan Griffin	LB	18	Hayden Pegley	QB	6-1	190	FR	HS	Atherton, Calif./Menlo School
98	Ryley Guay	K	19	C.J. Duncan	WR	5-11	203	R-SR	3L	Montgomery, Ala./St. James School
15	Elijah Hamilton	DB	19	Sam Loy	P	6-1	190	SO	1L	San Clemente, Calif./Santa Margarita Catholic
24	Randall Haynie	DB	20	Oren Burks	LB	6-3	230	R-SR	3L	Fairfax Station, Va./South County
42	Kenny Hebert	LB	21	Donovan Sheffield	CB	6-0	190	JR	2L	Nashville, Tenn./Ensworth
31	Tre Herndon	DB	22	Josh Crawford	RB	5-10	198	JR	2L	Montgomery, Ala./Edgewood Acad.
33	Jay Hockaday	LB	23	Khari Blasingame	RB	6-1	235	R-JR	2L	Huntsville, Ala./Buckhorn
6	Zaire Jones	S	24	Randall Haynie	DB	6-0	185	FR	HS	Fort Lauderdale, Fla./Cardinal Gibbons
65	Braden Kopp	OL	25	Josh Smith	LB	6-4	240	JR	2L	Murfreesboro, Tenn./Oakland
77	Nifae Lealao	DL	26	Andrew Rector	S	6-0	205	JR	2L	Nashville, Tenn./Father Ryan
59	John Learned	OL	27	Jaire George	FB	6-1	230	R-SO	RS	Hyattville, Md./DeMatha Catholic HS
30	Bryce Lewis	CB	28	Allan George	DB	6-1	185	FR	HS	Andalusia, Ala./Andalusia
16	Kalija Lipscomb	WR	28	Dallas Rivers	RB	6-1	225	SR	3L	Stone Mountain, Ga./Stephenson
19	Sam Loy	P	29	Austin Quillen	S	5-11	190	R-FR	RS	Jenks, Okla./Jenks
83	Nathan Marcus	TE	30	Bryce Lewis	CB	6-0	185	R-JR	2L	Lilburn, Ga./Parkview
45	Cody Markel	TE	31	Tre Herndon	CB	6-1	188	SR	3L	Chattanooga, Tenn./East Hamilton
49	Alex Maxey	SN	32	Jamauri Wakefield	RB	6-1	220	R-FR	RS	Jacksonville, Fla./Providence
54	Kade Mayle	DL	33	Jay Hockaday	LB	6-3	230	R-SO	1L	Nashville, Tenn./Christ Presbyterian Acad.
39	Bailey McElwain	FB	34	Dare Odeyingbo	DE	6-2	272	JR	2L	Irving, Texas/Cistercian Prep
53	Sean McMoore	OL	35	Frank Coppet	DB	5-11	185	R-FR	RS	Fort Lauderdale, Fla./St. Thomas Aquinas
63	Grant Miller	OL	36	Trey Ellis	WR	5-9	170	SR	2L	Charlotte, N.C./Ardrey Kell
48	Andre Mintze	LB	38	Gil Barksdale	DB	5-10	180	SO	1L	Solon, Ohio/Solon
7	Dimitri Moore	LB	39	Bailey McElwain	FB	6-1	238	SO	1L	Trussville, Ala./Hewitt-Trussville
97	Reid Nelson	P	40	Jordan Griffin	LB	6-0	223	JR	2L	Tampa, Fla./Armwood HS
34	Dare Odeyingbo	DE	40	Baffour Osei	RB	5-8	180	JR	SQ	Accra, Ghana/Oaks Christian
10	Dayo Odeyingbo	DL	42	Kenny Hebert	LB	6-4	228	R-FR	RS	New Orleans, La./Holy Cross
			44	Jalen Pinkney	DL	6-4	230	FR	HS	Norcross, Ga./Norcross
			45	Cody Markel	TE	6-5	245	R-FR	RS	Middleton, Wisc./Middleton



2017 VANDERBILT COMMODORES

#	Name	Pos.	Ht.	Wt.	Year	CL	Hometown/High School (Other)
46	Keithian Starling	WR	6-0	180	FR	HS	Nashville, Tenn./Nashville Christian
47	Tommy Schiager	FB/SN	6-0	220	R-FR	RS	Portland, Ore./Sunset
48	Andre Mintze	LB	6-3	235	R-FR	RS	Philadelphia, Pa./Imhotep Institute
49	Alex Maxey	SN	5-11	180	FR	HS	Phoenix, Ariz./Pinnacle
49	Jonathan Wynn	DE	6-5	265	R-SR	3L	Stone Mountain, Ga./Stephenson
51	Scott Sypniewski	LS	6-1	231	GR	TR	Ottawa, Ill./Marquette/Michigan
52	Brayden DeVault-Smith	LB	6-3	208	FR	HS	Nashville, Tenn./Pearl-Cohn
53	Sean McMoore	OL	6-4	305	R-FR	RS	Kapolei, Hawaii/Kapolei
54	Kade Mayle	DL	6-2	255	JR	SQ	McConnelsville, Ohio/Morgan
55	David Floyd	OL	6-5	300	R-FR	RS	Nashville, Tenn./Lipscomb Academy
56	Saige Young	OL	6-4	315	SO	TR	Versailles, Ky./Woodford Co./Dodge City CC
57	Ean Pfeifer	OL	6-4	300	R-SO	1L	Bentonville, Ark./Bentonville
57	Josiah Sa'o	DL	6-2	295	R-FR	RS	San Diego, Calif./Kearney
58	Justin Skule	OL	6-6	315	JR	2L	Clifton, Va./Centreville
59	John Learned	OL	6-3	285	FR	HS	Gulf Breeze, Fla./Gulf Breeze
61	Bruno Reagan	OL	6-3	315	R-JR	2L	Clarksville, Tenn./Clarksville
63	Grant Miller	OL	6-4	260	FR	HS	Fort Lauderdale, Fla./St. Thomas Aquinas
65	Braden Kopp	OL	6-5	285	R-FR	RS	Houston, Texas/Houston Christian
66	Cameron Robinson	DL	6-0	300	FR	HS	Mobile, Ala./Murphy
71	Jared Southers	OL	6-5	310	R-SO	1L	South Orange, N.J./Seton Hall Prep
73	Johnathan Stewart	OL	6-8	305	FR	HS	Lawrenceville, Ga./Mountain View
74	Cole Clemens	OL	6-6	305	FR	HS	South Jordan, Utah/Bingham
74	Jay Woods	DL	6-3	285	R-SR	3L	Jackson, Ga./Jackson
75	Bailey Granier	OL	6-6	316	R-JR	2L	Galliano, La./South Lafourche
76	Egidio DellaRipa	OL	6-4	300	R-JR	RS	Castaic, Calif./West Ranch/Coll. of the Canyons (CA)
77	Devin Cochran	OL	6-7	305	R-FR	RS	Norcross, Ga./Greater Atlanta Christian
77	Nifae Lealao	DL	6-5	312	SR	3L	Sacramento, Calif./Capital Christian
78	Bryce Bailey	OL	6-5	305	FR	HS	Newburgh, Ind./Castle
80	Jared Pinkney	TE	6-4	255	R-SO	1L	Norcross, Ga./Norcross
81	James Bostic	WR	6-3	208	FR	HS	Fort Lauderdale, Fla./Cardinal Gibbons
82	Turner Cockrell	TE	6-5	230	R-FR	RS	Acworth, Ga./Allatoona
83	Nathan Marcus	TE	6-5	242	R-SR	3L	Glen Ellyn, Ill./Glenbard West
84	Sam Dobbs	TE	6-4	230	JR	2L	Douglasville, Ga./Landmark Christian
85	Chris Pierce	WR	6-4	208	FR	HS	Smithfield, Va./Smithfield
88	Michael Owusu	LB	6-5	228	FR	HS	Oxnard, Calif./Oaks Christian
90	Cameron Tidd	DL	6-3	290	R-FR	RS	Greenwood, Ind./Center Grove
91	Drew Birchmeier	DL	6-4	295	R-FR	RS	Midlothian, Va./Cosby
92	Jonah Buchanan	DL	6-4	270	FR	HS	Honolulu, Hawaii/Iolani
96	Darion DeBrossard	OL	6-4	295	R-SO	1L	Snellville, Ga./Shiloh
97	Reid Nelson	P	6-2	215	SR	1L	Hueytown, Ala./Hueytown HS
98	Ryley Guay	K	5-10	190	SO	1L	Naperville, Ill./Benet Academy
99	Stone Edwards	DL	6-5	245	FR	HS	Hillsborough, N.C./Orange

Roster A-Z

#	Name	Pos.
17	Tommy Openshaw	K
40	Baffour Osei	RB
88	Michael Owusu	LB
9	Caleb Peart	LB
18	Hayden Pegley	QB
57	Ean Pfeifer	OL
85	Chris Pierce	WR
44	Jalen Pinkney	DL
80	Jared Pinkney	TE
29	Austin Quillen	S
61	Bruno Reagan	OL
26	Andrew Rector	S
28	Dallas Rivers	RB
66	Cameron Robinson	DL
57	Josiah Sa'o	DL
47	Tommy Schiager	FB
9	Caleb Scott	WR
21	Donovan Sheffield	CB
10	Trent Sherfield	WR
14	Kyle Shurmur	QB
58	Justin Skule	OL
4	Emmanuel Smith	LB
25	Josh Smith	LB
71	Jared Southers	OL
3	Shawn Stankavage	QB
46	Keithian Starling	WR
73	Jonathan Stewart	OL
15	Alex Stump	WR
51	Scott Sypniewski	LS
2	Arnold Tarpley	S
4	Donaven Tennyson	WR
90	Cameron Tidd	DL
5	Ke'Shawn Vaughn	RB
32	Jamauri Wakefield	RB
2	Deuce Wallace	QB
7	Ralph Webb	RB
14	Ryan White	S
5	LaDarius Wiley	S
8	Joejuan Williams	CB
13	Jackson Winrow	WR
74	Jay Woods	DL
11	Charles Wright	OLB
49	Jonathan Wynn	DE
56	Saige Young	OL

Pronunciations

PLAYERS

Feleti (**fuh-le-TAY**) Afemui (**ah-fa-mooee**)
 Drew Birchmeier (**bersh-meyer**)
 Khari (**car-EE**) Blasingame
 Jaire (**JIE-air**) George
 Bailey Granier (**graun-YAE**)
 Nifae (**nee-FY**) Lealao (**lay-lau**)
 Kalija (**kuh-lie-JUH**) Lipscomb
 Josiah Sa'o (**sah-O**)
 Dare (**dar-AY**) Odeyingbo (**O-dang-BO**)

Dayo (**die-OH**) Odeyingbo (**O-dang-BO**)

Caleb Peart (**peert**)

COACHES

Warren Belin (**BEE-lin**)
 Gerry (**Jerry**) Gdowski (**guh-DOW-ski**)

Roster by Class

PLAYERS

Seniors - 19

Juniors - 20

Sophomores - 16

RS-Freshmen - 19

Freshmen - 24



VANDERBILT DEPTH CHART

**Kyle Shurmur** | QB

Shurmur set a new career-high with four touchdown passes in the win over Alabama A&M setting a new school record with a 83.3% completion percentage.

Emmanuel Smith | LB

Smith set a new career-best for the second straight week, making 10 tackles in the win over Alabama A&M, including 1.5 tackles for loss.

**Offense**

WR	10 Trent Sherfield	6-1, 205, Sr.
	36 Trey Ellis	5-9, 170, Sr.
	9 Caleb Scott	6-2, 202, Sr.
TE	83 Nathan Marcus	6-5, 242, R-Sr.
	80 Jared Pinkney	6-4, 255, R-So.
LT	58 Justin Skule	6-6, 315, Jr.
	74 Cole Clemens	6-6, 305, Fr.
LG	57 Ean Pfeifer	6-4, 300, R-So.
	56 Saige Young	6-4, 315, So.
C	61 Bruno Reagan	6-3, 315, R-Jr.
	53 Sean McMoore	6-4, 305, R-Fr.
RG	71 Jared Southers	6-4, 310, R-So.
	76 Egidio DellaRipa	6-4, 300, R-Jr.
RT	77 Devin Cochran	6-7, 315, R-Fr.
	75 Bailey Granier	6-6, 316, R-Jr.
QB	14 Kyle Shurmur	6-4, 227, Jr.
	2 Deuce Wallace	6-2, 210, R-Fr.
RB	7 Ralph Webb	5-10, 202, R-Sr.
	23 Khari Blasingame	6-1, 235, R-Jr.
FB	28 Dallas Rivers	6-1, 225, Sr.
	39 Bailey McElwain	6-0, 238, So.
WR	19 C.J. Duncan	5-11, 203, R-Sr.
	or 16 Kalija Lipscomb	6-1, 200, So.

Defense

DL	49 Jonathan Wynn	6-4, 265, R-Sr.
	57 Josiah Sa'o	6-2, 295, R-Fr.
DL	77 Nifae Lealao	6-5, 315, Sr.
	34 Dare Odeyingbo	6-2, 272, Jr.
DL	74 Jay Woods	6-3, 285, R-Sr.
	90 Cameron Tidd	6-3, 290, R-Fr.
OLB	11 Charles Wright	6-3, 240, R-Jr.
	48 Andre Mintze	6-3, 235, R-Fr.
ILB	4 Emmanuel Smith	6-2, 235, Sr.
	40 Jordan Griffin	6-0, 223, Jr.
ILB	20 Oren Burks	6-3, 230, R-Sr.
	33 Jay Hockaday	6-3, 230, R-So.
OLB	25 Josh Smith	6-3, 240, Jr.
	9 Caleb Peart	6-1, 235, R-So.
CB	31 Tre Herndon	6-1, 188, Sr.
	30 Bryce Lewis	6-0, 185, R-Jr.
SS	14 Ryan White	5-10, 190, Gr.
	6 Zaire Jones	6-0, 200, R-Fr.
FS	2 Arnold Tarpley	6-1, 203, Sr.
	or 5 LaDarius Wiley	6-1, 205, R-Jr.
CB	8 Joejuan Williams	6-3, 208, So.
	21 Donovan Sheffield	5-11, 190, Jr.

Special Teams

K	17 Tommy Openshaw	6-2, 200, Gr.
	98 Ryley Guay	5-10, 190, So.
PR	16 Kalija Lipscomb	6-1, 200, So.
	19 C.J. Duncan	5-11, 203, R-Sr.
P	19 Sam Loy	6-1, 190, So.
	97 Reid Nelson	6-2, 215, Sr.
KR	16 Kalija Lipscomb	6-1, 200, So.
	32 Jamauri Wakefield	6-1, 220, R-Fr.
H	97 Reid Nelson	6-2, 215, Sr.
SN	51 Scott Sypniewski	6-1, 220, Gr.

**OFF. STARTERS**

	WR	WR	WR/TE/FB	TE	QB	RB	LT	LG	C	RG	RT
at Middle Tennessee	Sherfield	Marcus (TE) Rivers		Pinkney	Shurmur	Webb	Skule	Pfeifer	Reagan	Southers	Cochran
Alabama A&M	Sherfield	Marcus (TE) Blasingame		Pinkney	Shurmur	Webb	Skule	Pfeifer	Reagan	Southers	Cochran
Kansas State											
Alabama											
at Florida											
Georgia											
at Ole Miss											
at South Carolina											
Western Kentucky											
Kentucky											
Missouri											
at Tennessee											

DEF. STARTERS

	DL	DL	DL	OLB	ILB	ILB	OLB/NB	CB	SS	FS	CB
at Middle Tennessee	Dar. Odeyingbo	Lealao	Wynn	Wright	Burks	E. Smith	Wiley (NB)	Herndon	White	Tarpley	Williams
Alabama A&M	Dar. Odeyingbo	Lealao	Wynn	Wright	Burks	E. Smith	Peart (OLB)	Herndon	White	Wiley	Williams
Kansas State											
Alabama											
at Florida											
Georgia											
at Ole Miss											
at South Carolina											
Western Kentucky											
Kentucky											
Missouri											
at Tennessee											

EXPERIENCE ANALYSIS

The chart below shows Vanderbilt's offensive and defensive starting lineups over the last five years with numbers representing total starts by classes and percentages of total starts for the entire season.

Season	G	SR	JR	SO	FR	UpperCI%
2017	2 (2-0)	20 (45.5%)	13 (29.6%)	9 (20.5%)	2 (4.6%)	75.0%
2016	13 (6-7)	63 (22.0%)	138 (48.3%)	57 (19.9%)	28 (9.8%)	70.3%
2015	12 (4-8)	64 (24.2%)	79 (29.9%)	107 (40.5%)	14 (5.3%)	54.2%
2014	12 (3-9)	50 (18.9%)	72 (27.3%)	67 (25.4%)	75 (28.4%)	46.2%
2013	13 (9-4)	146 (51.1%)	62 (21.7%)	49 (17.1%)	29 (10.1%)	72.7%
2012	13 (9-4)	96 (33.6%)	122 (42.7%)	50 (17.5%)	18 (6.3%)	76.2%
2011	13 (6-7)	87 (30.4%)	106 (37.1%)	81 (28.3%)	12 (4.2%)	67.5%

SEASON/CAREER STARTS

OFFENSE	2017	2016	2015	2014	2013	TOT	STRK	DEFENSE	2017	2016	2015	2014	2013	TOT	STRK
R. Webb	2	13	12	12	-	39	39	O. Burks	2	10	12	7	-	31	2
T. Sherfield	2	7	12	0	-	21	2	T. Herndon	2	13	12	0	-	27	27
K. Shurmur	2	13	5	-	-	20	18	T. Ferguson	-	11	1	6	-	17	0
N. Marcus	2	12	2	3	-	19	11	J. Wynn	2	10	4	2	-	18	5
B. Reagan	2	13	2	-	-	17	17	N. Lealao	2	11	5	0	-	17	3
J. Skule	2	13	2	-	-	17	15	A. Tarpley	1	7	7	0	-	15	0
C. Scott	-	3	9	1	-	13	0	R. White	2	12	1	1	-	16	4
C. Duncan	0	3	0	9	-	12	0	J. Woods	0	0	5	5	-	10	0
E. Pfeifer	2	9	-	-	-	11	11	L. Wiley	2	7	0	0	-	9	2
K. Lipscomb	1	8	-	-	-	9	0	Dar. Odeyingbo	2	3	0	-	-	5	2
J. Pinkney	2	7	-	-	-	9	2	E. Smith	2	0	2	0	-	4	2
B. McElwain	-	4	-	-	-	4	0	B. Lewis	0	1	0	-	-	1	0
B. Granier	0	0	3	-	-	3	0	J. Griffin	0	1	0	-	-	1	0
K. Blasingame	1	1	1	-	-	3	1	J. Smith	0	1	0	-	-	1	0
S. Dobbs	0	1	1	-	-	2	0	J. Williams	2	0	-	-	-	2	2
D. Tennyson	-	1	-	-	-	1	0	C. Wright	2	0	0	-	-	2	2
D. Cochran	2	-	-	-	-	2	2	C. Peart	1	0	0	-	-	1	1
D. Rivers	1	0	0	0	-	1	0								
J. Southers	2	0	-	-	-	2	2								



2017 STATISTICS

SCORE (qtr)	1ST	2ND	3RD	4TH	OT	TOTAL
VANDERBILT	28	28	14	0	0	70
OPPONENTS	0	0	0	6	0	6

TEAM STATISTICS

	VANDERBILT	OPPONENT
SCORING	70	6
Points Per Game	35.0	3.0
Points Off Turnovers	14	0
FIRST DOWNS	33	21
Rushing	13	7
Passing	20	9
Penalty	0	5
RUSHING YARDAGE	245	108
Yards gained rushing	260	198
Yards lost rushing	15	90
Rushing Attempts	70	58
Average Per Rush	3.5	1.9
Average Per Game	122.5	54.0
TDs Rushing	3	0
PASSING YARDAGE	523	210
Comp-Att-Int	39-54-0	26-52-3
Average Per Pass	9.7	4.0
Average Per Catch	13.4	8.1
Average Per Game	261.5	105.0
TDs Passing	7	1
TOTAL OFFENSE	768	318
Total Plays	124	110
Average Per Play	6.2	2.9
Average Per Game	384.0	159.0
KICK RETURNS: #-Yards	1-22	2-23
PUNT RETURNS: #-Yards	5-63	4-25
INT RETURNS: #-Yards	3-37	0-0
KICK RETURN AVERAGE	22.0	11.5
PUNT RETURN AVERAGE	12.6	6.2
INT RETURN AVERAGE	12.3	0.0
FUMBLES-LOST	1-0	2-0
PENALTIES-Yards	10-109	9-35
Average Per Game	54.5	17.5
PUNTS-Yards	12-459	17-639
Average Per Punt	38.2	37.6
Net punt average	32.8	33.9
KICKOFFS-Yards	12-775	3-169
Average Per Kick	64.6	56.3
Net kick average	41.8	40.7
TIME OF POSSESSION/Game	33:37	26:23
3RD-DOWN Conversions	14/29	2/26
3rd-Down Pct	48%	8%
4TH-DOWN Conversions	0/1	0/2
4th-Down Pct	0%	0%
SACKS BY-Yards	8-60	1-6
MISC YARDS	0	0
TOUCHDOWNS SCORED	10	1
FIELD GOALS-ATTEMPTS	0-2	0-0
ON-SIDE KICKS	0-0	0-0
RED-ZONE SCORES	(5-6) 83%	(0-2) 0%
RED-ZONE TOUCHDOWNS	(5-6) 83%	(0-2) 0%
PAT-ATTEMPTS	(10-10) 100%	(0-1) 0%
ATTENDANCE	25802	26717

GAME RESULTS

DATE	OPPONENT	W/L	SCORE	OVERALL	CONF.	TIME	ATT.
9/2	at Middle Tenn.	W	28-6	1-0	0-0	3:09	26717
9/9	Alabama A&M	W	42-0	2-0	0-0	3:13	25802
9/16	Kansas State						
9/23	Alabama						
9/30	at Florida						
10/7	Georgia						
10/14	at Ole Miss						
10/28	at South Carolina						
11/4	W. Kentucky						
11/11	Kentucky						
11/18	Missouri						
11/25	at Tennessee						

INDIVIDUAL STATISTICS

PASSING	GP	EFF.	ATT-COMP-INT	PCT	YARDS	TD	LONG	AVG/G
Kyle Shurmur	2	217.24	35-46-0	76.1	498	7	73	249.0
Deuce Wallace	1	65.66	3-7-0	42.9	19	0	13	19.0
S. Stankavage	1	150.40	1-1-0	100.0	6	0	6	6.0
Total	2	196.36	39-54-0	72.2	523	7	73	261.5
Opponents	2	78.73	26-52-3	50.0	210	1	31	105.0

RUSHING	GP	ATT	GAIN	LOSS	NET	AVG	TD	LONG	AVG/G
Ralph Webb	2	37	108	5	103	2.8	2	9	51.5
K. Blasingame	2	14	86	0	86	6.1	0	31	43.0
J. Wakefield	2	15	65	1	64	4.3	0	13	32.0
TEAM	2	2	0	3	-3	-1.5	0	0	-1.5
Kyle Shurmur	2	2	1	6	-5	-2.5	1	1	-2.5
Total	2	70	260	15	245	3.5	3	31	122.5
Opponents	2	58	198	90	108	1.9	0	19	54.0

RECEIVING	GP	No.	YARDS	AVG	TD	LONG	AVG/G
Trent Sherfield	2	8	137	17.1	1	25	68.5
Jared Pinkney	2	7	84	12.0	2	23	42.0
C.J. Duncan	2	6	48	8.0	0	16	24.0
Kalija Lipscomb	2	4	91	22.8	3	45	45.5
Ralph Webb	2	3	104	34.7	1	73	52.0
Nathan Marcus	2	3	10	3.3	0	4	5.0
Sam Dobbs	2	2	22	11.0	0	16	11.0
Trey Ellis	2	2	17	8.5	0	9	8.5
K. Blasingame	2	2	-1	-0.5	0	0	-0.5
Jackson Winrow	1	1	13	13.0	0	13	13.0
J. Wakefield	2	1	-2	-2.0	0	0	-1.0
Total	2	39	523	13.4	7	73	261.5
Opponents	2	26	210	8.1	1	31	105.0



2017 STATISTICS

TOTAL OFFENSE	GP	PLAYS	RUSH	PASS	TOTAL	Avg/G
Kyle Shurmur	2	48	-5	498	493	246.5
Ralph Webb	2	37	103	0	103	51.5
K. Blasingame	2	14	86	0	86	43.0
J. Wakefield	2	15	64	0	64	32.0
Deuce Wallace	1	7	0	19	19	19.0
S. Stankavage	1	1	0	6	6	6.0
TEAM	2	2	-3	0	-3	-1.5
Total	2	124	245	523	768	384.0
Opponents	2	110	108	210	318	159.0

ALL-PURPOSE	GP	RUSH	REC	PR	KOR	RET	TOTAL	AVG
Ralph Webb	2	103	104	0	0	0	207	103.5
Trent Sherfield	2	0	137	0	0	0	137	68.5
Kalija Lipscomb	2	0	91	26	0	0	117	58.5
K. Blasingame	2	86	-1	0	0	0	85	42.5
Jared Pinkney	2	0	84	0	0	0	84	42.0
C.J. Duncan	2	0	48	0	22	0	70	35.0
J. Wakefield	2	64	-2	0	0	0	62	31.0
Andrew Rector	2	0	0	29	0	0	29	14.5
Bryce Lewis	2	0	0	0	0	28	28	14.0
Sam Dobbs	2	0	22	0	0	0	22	11.0
Trey Ellis	2	0	17	0	0	0	17	8.5
Jackson Winrow	1	0	13	0	0	0	13	13.0
Nathan Marcus	2	0	10	0	0	0	10	5.0
Oren Burks	2	0	0	0	0	9	9	4.5
Jalen Pinkney	2	0	0	8	0	0	8	4.0
TEAM	2	-3	0	0	0	0	-3	-1.5
Kyle Shurmur	2	-5	0	0	0	0	-5	-2.5
Total	2	245	523	63	22	37	890	445.0
Opponents	2	108	210	25	23	0	366	183.0

FIELD GOALS	FGM-FGA	%	1-29	30-39	40-49	50+	Lg	Blk
Tommy Openshaw	0-2	0.0	0	0-1	0	1	-	-

PUNTING	No.	Yds	Avg	Long	TB	FC	I-20	Blk
Sam Loy	10	410	41.0	52	2	0	3	0
Reid Nelson	2	49	24.5	30	0	0	1	0
Total	12	459	38.2	52	2	0	4	0
Opponents	17	639	37.6	61	0	5	3	1

PATs									
SCORING	TDs	FGs	Kick	RUSH	REC	PASS	DXP	SAF	Pts
Kalija Lipscomb	3	0-0	0-0	0-0	0	0-0	0	0	18
Ralph Webb	3	0-0	0-0	0-0	0	0-0	0	0	18
Jared Pinkney	2	0-0	0-0	0-0	0	0-0	0	0	12
Tommy Openshaw	0	0-2	10-10	0-0	0	0-0	0	0	10
Kyle Shurmur	1	0-0	0-0	0-0	0	0-0	0	0	6
Trent Sherfield	1	0-0	0-0	0-0	0	0-0	0	0	6
Total	10	0-2	10-10	0-0	0	0-0	0	0	70
Opponents	1	0-0	0-1	0-0	0	0-0	0	0	6

KICKOFF RETURNS	No.	Yds	Avg	TD	Long
C.J. Duncan	1	22	22.0	0	22
Total	1	22	22.0	0	22
Opponents	2	23	11.5	0	12

PUNT RETURNS	No.	Yds	Avg	TD	Long
Kalija Lipscomb	4	26	6.5	0	11
Andrew Rector	1	29	29.0	0	0
Jalen Pinkney	0	8	0.0	0	8
Total	5	63	12.6	0	11
Opponents	4	25	6.2	0	20

FIELD GOAL SEQUENCE	VANDERBILT	OPPONENT
at Middle Tennessee	31	--
Alabama A&M	56	--
Kansas State		
Alabama		
at Florida		
Georgia		
at Ole Miss		
at South Carolina		
Western Kentucky		
Kentucky		
Missouri		
at Tennessee		

Numbers in (parentheses) indicate successful field goals.



2017 STATISTICS

PASSING

Com-Att-Yds-TD-Int

	K. Shurmur	D. Wallace	S. Stankavage
at Middle Tennessee	20-28-296-3-0	DNP	DNP
Alabama A&M	15-18-202-4-0	3-7-19-0-0	1-1-6-0-0
Kansas State			
Alabama			
at Florida			
Georgia			
at Ole Miss			
at South Carolina			
Western Kentucky			
Kentucky			
Missouri			
at Tennessee			

TOTALS	35-46-498-7-0	3-7-19-0-0	1-1-6-0-0
---------------	----------------------	-------------------	------------------

RUSHING

	#-Yds/TD	MT	AAMU	KSU	ALA	FLA	UGA	MISS	SC	WKU	UK	MIZ	TENN
Ralph Webb	37-103/2	24-49/1	13-54/1										
K. Blasingame	14-86/0	8-31/0	6-55/0										
J. Wakefield	15-64/0	-	15-64/0										
TEAM	2-(-3)/0	2-(-3)/0	-										
Kyle Shurmur	2-(-5)/1	1-(-6)/0	1-1/1										

RECEIVING

	#-Yds/TD	MT	AAMU	KSU	ALA	FLA	UGA	MISS	SC	WKU	UK	MIZ	TENN
Trent Sherfield	8-137/1	4-68/0	4-69/1										
Ralph Webb	3-104/1	3-104/1	-										
Kalija Lipscomb	4-91/3	2-41/2	2-50/1										
Jared Pinkney	7-84/2	3-33/0	4-51/2										
C.J. Duncan	6-48/0	3-19/0	3-29/0										
Sam Dobbs	2-22/0	1-16/0	1-6/0										
Trey Ellis	2-17/0	1-9/0	1-8/0										
Jackson Winrow	1-13/0	DNP	1-13/0										
Nathan Marcus	3-10/0	2-6/0	1-4/0										
K. Blasingame	2-(-1)/0	1-0/0	1-(-1)/0										
J. Wakefield	1-(-2)/0	-	1-(-2)/0										

PUNT RETURNS

	#-Yds	MT	AAMU	KSU	ALA	FLA	UGA	MISS	SC	WKU	UK	MIZ	TENN
Andrew Rector	1-29	-	1-29										
Kalija Lipscomb	4-26	-	4-26										

KICK RETURNS

	#-Yds	MT	AAMU	KSU	ALA	FLA	UGA	MISS	SC	WKU	UK	MIZ	TENN
C.J. Duncan	1-22	-	1-22										



2017 STATISTICS

DEFENSIVE STATS

#	Name	GP	Tackles			TFL/Yds	Sacks No-Yards	Pass Def		QBH	Fumbles		Blocked	
			Solo	Ast	Total			Int-Yds	BrUp		Rcv-Yds	FF	Kick	Saf
4	Emmanuel Smith	2-2	10	6	16	1.5-5	0.5-3
11	Charles Wright	2-2	3	8	11	4.0-33	3.5-32	.	.	3
14	Ryan White	2-2	9	.	9	2.0-4	.	.	1
20	Oren Burks	2-2	5	3	8	1.5-5	.	1-9	1
34	Dare Odeyingbo	2-2	5	1	6	4.5-20	2.5-15	.	1	2	.	1	.	.
21	D. Sheffield	2-0	4	2	6	.	.	.	1
5	L. Wiley	2-2	4	2	6
31	Tre Herndon	2-2	3	1	4	.	.	.	3
74	Jay Woods	2-0	4	.	4
30	Bryce Lewis	2-0	3	1	4	.	.	1-28
12	Tae Daley	2-0	2	1	3	0.5-2
77	Nifae Lealao	2-2	.	3	3	1.0-3	.	.	1	1	.	.	1	.
6	Zaire Jones	1-0	1	2	3	1.0-2
10	D. Odeyingbo	2-0	.	3	3	1.0-8	0.5-7	1-0
40	Jordan Griffin	2-0	2	1	3	1.0-1
2	Arnold Tarpley	2-1	2	1	3	.	.	.	1
26	Andrew Rector	2-0	2	1	3	1	.	.	1	.
25	Josh Smith	2-0	1	2	3	1.0-3	1.0-3	.	.	1
49	Jonathan Wynn	2-2	1	1	2	1
9	Caleb Peart	2-1	.	1	1	0.5-1
57	Josiah Sa'o	2-0	.	1	1
23	K. Blasingame	2-1	1	.	1
33	Jay Hockaday	2-0	.	1	1	0.5-2
44	Jalen Pinkney	2-0	1
8	J. Williams	2-2	1
Total		2-0	62	42	104	20-89	8-60	3-37	11	9	.	1	2	.
Opponents		2-0	76	56	132	8.0-16	1-6	.	6	3

INTERCEPTIONS/RET.	No.-Yds	MT	AAMU	KSU	ALA	FLA	UGA	MISS	SC	WKU	UK	MIZ	TENN
D. Odeyingbo	1-0	-	1-0										
Bryce Lewis	1-28	1-28	-										
Oren Burks	1-9	-	1-9										

QB SACKS	UA-A-TOTAL	MT	AAMU	KSU	ALA	FLA	UGA	MISS	SC	WKU	UK	MIZ	TENN
Charles Wright	2-3-3.5	2.5-26	1.0-6										
Dare Odeyingbo	2-1-2.5	2.0-12	0.5-3										
Josh Smith	1-0-1.0	-	1.0-3										
Emmanuel Smith	0-1-0.5	-	0.5-3										
D. Odeyingbo	0-1-0.5	0.5-7	-										



2017 STATISTICS

TACKLES	SOLO-ASSISTED-TOTAL	MT	AAMU	KSU	ALA	FLA	UGA	MISS	SC	WKU	UK	MIZ	TENN
Emmanuel Smith	10-6-16	6-0	4-6										
Charles Wright	3-8-11	3-1	0-7										
Ryan White	9-0-9	6-0	3-0										
Oren Burks	5-3-8	4-0	1-3										
Dare Odeyingbo	5-1-6	3-0	2-1										
D. Sheffield	4-2-6	1-0	3-2										
L. Wiley	4-2-6	4-1	0-1										
Tre Herndon	3-1-4	3-1	-										
Jay Woods	4-0-4	2-0	2-0										
Bryce Lewis	3-1-4	3-1	-										
Tae Daley	2-1-3	1-0	1-1										
Nifae Lealao	0-3-3	-	0-3										
Zaire Jones	1-2-3	DNP	1-2										
D. Odeyingbo	0-3-3	0-1	0-2										
Jordan Griffin	2-1-3	1-0	1-1										
Arnold Tarpley	2-1-3	1-1	1-0										
Andrew Rector	2-1-3	-	2-1										
Josh Smith	1-2-3	-	1-2										
Jonathan Wynn	1-1-2	1-0	0-1										
Caleb Peart	0-1-1	-	0-1										
Josiah Sa'o	0-1-1	-	0-1										
K. Blasingame	1-0-1	-	1-0										
Jay Hockaday	0-1-1	-	0-1										

FUMBLES	FF/FR	MT	AAMU	KSU	ALA	FLA	UGA	MISS	SC	WKU	UK	MIZ	TENN
Dare Odeyingbo	1/0	1/0	-										



2017 STATISTICS

GAME-BY-GAME TEAM COMPARISONS (NOTE: GAME TOTALS ARE DISPLAYED IN THE FORMAT TEAM/OPPONENT FOR EACH CATEGORY)

	SCORE	1ST DOWNS	RUSHING	PASSING	RUSH Yds	PASS Yds	PLAYS-TOTAL Yds	RET. Yds	TURNOVERS
at Middle Tennessee	W 28-6	15/14	5/3	10/8	35-71/26-49	296/166	63-367/57-215	28/20	0/1
Alabama A&M	W 42-0	18/7	8/4	10/1	35-174/32-59	227/44	61-401/53-103	94/28	0/2
Kansas State									
Alabama									
at Florida									
Georgia									
at Ole Miss									
at South Carolina									
Western Kentucky									
Kentucky									
Missouri									
at Tennessee									
Totals	70-6	33/21	13/7	20/9	70-245/58-108	523/210	124-768/110-318	122/48	0/3

GAME-BY-GAME TEAM COMPARISONS (NOTE: GAME TOTALS ARE DISPLAYED IN THE FORMAT TEAM/OPPONENT FOR EACH CATEGORY)

	3RD DOWN	4TH DOWN	TIME POSS	MARGIN	Yds/RUSH	Yds/PASS	Yds/PLAY	PUNTING	PENALTY Yds
at Middle Tennessee	8-16/0-12	0-0/0-2	36:33/23:27	13:06	2.0/1.9	10.6/5.4	5.8/3.8	7-41.9/7-40.7	69/14
Alabama A&M	6-13/2-14	0-1/0-0	30:41/29:19	1:22	5.0/1.8	8.7/2.1	6.6/1.9	5-33.2/10-35.4	4-40/5-21
Kansas State									
Alabama									
at Florida									
Georgia									
at Ole Miss									
at South Carolina									
Western Kentucky									
Kentucky									
Missouri									
at Tennessee									
Totals	14-29/2-26	0-1/0-2	67:14/52:46	14:28	3.5/1.9	9.7/4.0	6.2/2.9	12-38.2/17-37.6	109/35



2017 STATISTICS

3RD DOWNS

	SCORE	OVERALL	1ST QTR	2ND QTR	3RD QTR	4TH QTR
at Middle Tennessee	W 28-6	8-16 (50.0%)	2-2 (100.0%)	4-6 (66.7%)	2-4 (50.0%)	0-4 (0.0%)
Alabama A&M	W 42-0	6-13 (46.2%)	2-2 (100.0%)	3-4 (75.0%)	1-3 (33.3%)	0-4 (0.0%)
Kansas State						
Alabama						
at Florida						
Georgia						
at Ole Miss						
at South Carolina						
Western Kentucky						
Kentucky						
Missouri						
at Tennessee						
Totals		14-29 (48.3%)	4-4 (100.0%)	7-10 (70.0%)	3-7 (42.9%)	0-8 (0.0%)
Opponents		2-26 (7.7%)	0-4 (0.0%)	2-9 (22.2%)	0-6 (0.0%)	0-7 (0.0%)

4TH DOWNS

	SCORE	OVERALL	1ST QTR	2ND QTR	3RD QTR	4TH QTR
at Middle Tennessee	W 28-6	0-0 (0.0%)	0-0 (0.0%)	0-0 (0.0%)	0-0 (0.0%)	0-0 (0.0%)
Alabama A&M	W 42-0	0-1 (0.0%)	0-0 (0.0%)	0-1 (0.0%)	0-0 (0.0%)	0-0 (0.0%)
Kansas State						
Alabama						
at Florida						
Georgia						
at Ole Miss						
at South Carolina						
Western Kentucky						
Kentucky						
Missouri						
at Tennessee						
Totals		0-1 (0.0%)	0-0 (0.0%)	0-1 (0.0%)	0-0 (0.0%)	0-0 (0.0%)
Opponents		0-2 (0.0%)	0-0 (0.0%)	0-0 (0.0%)	0-0 (0.0%)	0-2 (0.0%)

VANDERBILT-INSIDE OPPONENT 20-YARD LINE

OPPONENT	SCORE	Times in RZ	Times SCORED	TOTAL PTS	TDs	RUSH TDs	PASS TDs	FG MADE	-----FAILED IN RED ZONE-----					
									FGA	DOWNs	INT	FUMB	HALF	GM
at Middle Tennessee	W 28-6	3	2	14	2	1	1	0	1	0	0	0	0	0
Alabama A&M	W 42-0	3	3	21	3	2	1	0	0	0	0	0	0	0
Kansas State														
Alabama														
at Florida														
Georgia														
at Ole Miss														
at South Carolina														
Western Kentucky														
Kentucky														
Missouri														
at Tennessee														
VU Season Totals: 5 of 6 (83.3%)		6	5	35	5	3	2	0	1	0	0	0	0	0

OPPONENTS-INSIDE VANDERBILT 20-YARD LINE

OPPONENT	SCORE	Times in RZ	Times SCORED	TOTAL PTS	TDs	RUSH TDs	PASS TDs	FG MADE	-----FAILED IN RED ZONE-----					
									FGA	DOWNs	INT	FUMB	HALF	GM
at Middle Tennessee	W 28-6	2	0	0	0	0	0	0	0	2	0	0	0	0
Alabama A&M	W 42-0	0	0	0	0	0	0	0	0	0	0	0	0	0
Kansas State														
Alabama														
at Florida														
Georgia														
at Ole Miss														
at South Carolina														
Western Kentucky														
Kentucky														
Missouri														
at Tennessee														
Opponent Season Totals: 0 of 2 (0.0%)		2	0	0	0	0	0	0	0	2	0	0	0	0



GAME 1

Middle Tennessee
Sept. 2 | Murfreesboro

MURFREESBORO, Tenn. -- Kyle Shurmur threw for 296 yards and tied his career-high with three touchdowns as the Vanderbilt Commodores beat Middle Tennessee 28-6 Saturday night in the season opener for both teams.

The Commodores snapped a five-year skid in season openers to give coach Derek Mason his first victory to kick off his fourth season in charge. They also won their third straight against the Conference USA school 37 miles away from Nashville.

"It was really important because for us it's something we hadn't done here in my tenure, so we got it done tonight," Mason said. "So now we move on."

Vanderbilt came out throwing with Shurmur, and the junior quarterback didn't disappoint. He completed 13 of his first 14 passes, including a 37-yard TD pass to Kalija Lipscomb to cap the opening drive. He added a 4-yard TD pass to Lipscomb for a 21-0 lead minutes into the second quarter.

Ralph Webb, the Commodores' all-time leading rusher, also added a 1-yard TD run. Shurmur hit Webb on a swing pass that the senior took 73 yards for a 28-0 lead in the third.

The Commodores smothered what was a high-powered offense in 2016 with Middle Tennessee running up 495 yards against Vanderbilt last season. The Blue Raiders averaged 517.7 yards and ranked 12th nationally scoring 39.7 points per game.

Bryce Lewis intercepted a tipped pass to set up Webb's TD, and the Commodores also sacked Stockstill five times. The Blue Raiders avoided being shut out at home when Stockstill found Richie James for a 22-yard TD early in the fourth.

TEAM	1	2	3	4	FINAL	RECORD
VU	14	7	7	0	28	1-0
MT	0	0	0	6	6	0-1

SCORING SUMMARY

Attendance: 26,717 **Time:** 3:09

Weather: 77, clear, wind NE 5 mph

1st: VANDY: Lipscomb 37-yd pass from Shurmur (Openshaw kick), 5-75 2:29.
VANDY: Webb 1 yd run (Openshaw kick), 3-40 1:04.

2nd: VANDY: Lipscomb 4-yd pass from Shurmur (Openshaw kick), 13-76 7:43.

3rd: VANDY: Webb 73-yd pass from Shurmur (Openshaw kick), 3-80 1:24.

4th: MT: James 22-yd pass from Stockstill (Rooker kick blocked), 3-47 1:05.

STATISTICS	VANDERBILT	MT
FIRST DOWNS	15	14
RUSHES-YARDS (NET)	35-71	26-49
PASSING YDS (NET)	296	166
PASSES ATT-COMP-INT	28-20-0	31-18-1
TOTAL OFFENSE PLAYS-YARDS	63-367	57-215
FUMBLE RETURNS-YARDS	0-0	0-0
PUNT RETURNS-YARDS	0-0	3-20
KICKOFF RETURNS-YARDS	0-0	0-0
INTERCEPTION RETURNS-YARDS	1-28	0-0
PUNTS (NUMBER-AVG)	7-41.9	7-40.7
FUMBLES-LOST	1-0	1-0
PENALTIES-YARDS	6-69	4-14
POSSESSION TIME	36:33	23:27
THIRD-DOWN CONVERSIONS	8 OF 16	0 OF 12
FOURTH-DOWN CONVERSIONS	0 OF 0	0 OF 2
RED-ZONE SCORES-CHANCES	2-3	0-2
SACKS BY: NUMBER-YARDS	5-45	1-6

RUSHING: VANDY-Ralph Webb 24-49; K. Blasingame 8-31; TEAM 2-minus 3; Kyle Shurmur 1-(-6). MT-GORDON 7-26; TUCKER 2-21; JAMES 2-14; LEE 5-8; STOCKSTILL 10-(-20).

PASSING: VANDY-Shurmur 20-28-0-296. MT-STOCKSTILL 18-31-1-166.

RECEIVING: VANDY-Sherfield 4-68; Webb 3-104; Pinkney 3-33; Duncan 3-19; Lipscomb 2-41; Marcus 2-6; Dobbs 1-16; Ellis 1-9; K. Blasingame 1-0. MT-JAMES10-112; SMITH 3-29; WINDHAM 2-9; LEE 2-7; TUCKER 1-9.

GAME 2

Alabama A&M
Sept. 9 | Nashville

NASHVILLE -- Vanderbilt quarterback Kyle Shurmur threw four touchdown passes and ran for another as the Commodores smashed Alabama A&M 42-0 on Saturday, improving to 2-0 for the first time under fourth-year coach Derek Mason.

"I'm excited even if my face probably doesn't show it," Mason said. "You're excited to get the wins, but you know preparation is right around the corner. It's not about being comfortable, not about getting comfortable. It's just making sure we stay (focused)."

The Commodores dominated all facets of the game as they readied for next week's home challenge against 19th-ranked Kansas State. Shurmur completed 12-of-12 passes for 175 yards and three scores in the first half alone, finishing 15-for-18 for 202 yards. Vanderbilt outgained the Bulldogs 291-38 in the opening two quarters, holding Alabama A&M (0-2) to three first downs. The Commodores blocked one Bulldogs punt -- converting it into a touchdown -- and deflected another. Vanderbilt scored touchdowns on five-of-six possessions in the opening half.

"I thought our guys played a good first half," Mason said. "They scored points with Shurmur. That's the second week in a row he started fast. I like the way he played. I thought he had good command and that he saw everything he needed to see."

Playing in front of a crowd of 25,802, Vanderbilt recorded its first shutout since the Commodores blanked Kentucky 40-0 in 2012.

Vanderbilt recorded its first shutout since the Commodores blanked Kentucky 40-0 in 2012.

TEAM	1	2	3	4	FINAL	RECORD
AAMU	0	0	0	0	0	0-2
VU	14	21	7	0	42	2-0

SCORING SUMMARY

Attendance: 25,802 **Time:** 3:13

Weather: 79, fair, wind NE 12 mph

1st: VANDY: Webb 6-yd run (Openshaw kick), 11-67 6:22. VANDY: Pinkney 10-yd pass from Shurmur (Openshaw kick), 6-54 3:10.

2nd: VANDY: Lipscomb 45-yd pass from Shurmur (Openshaw kick), 6-81 2:33. VANDY: Shurmur 1-yd run (Openshaw kick), 3-10 0:53. VANDY: Sherfield 25-yd pass from Shurmur (Openshaw kick), 4-65 1:28.

3rd: VANDY: Pinkney 23-yd pass from Shurmur (Openshaw kick), 1-23 0:06.

STATISTICS	AAMU	VANDERBILT
FIRST DOWNS	7	18
RUSHES-YARDS (NET)	32-59	35-174
PASSING YDS (NET)	44	227
PASSES ATT-COMP-INT	21-8-2	26-19-0
TOTAL OFFENSE PLAYS-YARDS	53-103	61-401
FUMBLE RETURNS-YARDS	0-0	0-0
PUNT RETURNS-YARDS	1-5	5-63
KICKOFF RETURNS-YARDS	2-23	1-22
INTERCEPTION RETURNS-YARDS	0-0	2-9
PUNTS (NUMBER-AVG)	10-35.4	5-33.2
FUMBLES-LOST	1-0	0-0
PENALTIES-YARDS	5-21	4-40
POSSESSION TIME	29:19	30:41
THIRD-DOWN CONVERSIONS	2 OF 14	6 OF 13
FOURTH-DOWN CONVERSIONS	0 OF 0	0 OF 1
RED-ZONE SCORES-CHANCES	0-0	3-3
SACKS BY: NUMBER-YARDS	0-0	3-15

RUSHING: AAMU-May 6-27; Walters 12-17; Burke 8-17; Brower 3-7; Glass 3-(-9). VANDY-J. Wakefield 15-64; K. Blasingame 6-55; Webb 13-54; Shurmur 1-1.

PASSING: AAMU-Glass 5-13-1-15; May 3-8-1-29. VANDY-Shurmur 15-18-0-202; Wallace 3-7-0-19; S. Stankavage 1-1-0-6.

RECEIVING: AAMU-Moore 3-5; Clash 2-10; O Miles 1-23; Randolph 1-4; Walters 1-2. VANDY-Sherfield 4-69; Pinkney 4-51; Duncan 3-29; Lipscomb 2-50; Winrow 1-13; Ellis 1-8; Dobbs 1-6; Marcus 1-4; K. Blasingame 1-(-1); J. Wakefield 1-(-2).