



#13 Vanderbilt (12-19, 6-12) vs. #12 Georgia (16-14, 7-11)

St. Louis, Mo. - ScottTrade Center - 6 p.m. CT

TV: SEC Network

TV Talent: Tom Hart (pxp), Jimmy Dykes (analyst), Molly McGrath (sidelines)

Radio: Vanderbilt Radio Network from IMG College, vucommidores.com

Radio Talent: Joe Fisher (pxp), Tim Thompson (analyst)

Satellite Radio: Sirius 84, XM 374

Live Stats: vucommidores.com

Twitter Updates: @VandyMBB

Vanderbilt Athletic Communications

2601 Jess Neely Drive, Nashville, TN 37212

phone: 615-322-4121

www.vucommidores.com

VANDERBILT SCHEDULE/RESULTS

NOVEMBER

Date	VU	Opp	Opponent	Time/Result	TV/Rec.
Nov. 10	-	-	Austin Peay#	W, 73-54	1-0
Nov. 13	-	-	Belmont	L, 60-69	1-1
Nov. 17	-	-	UNC Asheville#	W, 79-76	2-1
Nov. 19	-	10/10	USC	L, 89-93 OT	2-2

Nov. 23	-	RV/25	Virginia	L, 42-68	2-3
Nov. 24	-	20/20	Seton Hall	L, 59-72	2-4

NIT Season Tip-Off, Brooklyn, N.Y.

Nov. 28	-	-	Radford	W, 74-62	3-4
---------	---	---	---------	----------	-----

DECEMBER

Date	VU	Opp	Opponent	Time	TV/Rec.
Dec. 3	-	-	Kansas State	L, 79-84	3-5
Dec. 6	-	-	M. Tennessee	L, 63-66	3-6
Dec. 17	-	5/6	Arizona State	L, 64-76	3-7
Dec. 20	-	-	Houston Baptist	W, 81-48	4-7
Dec. 22	-	-	Alcorn State	W, 92-51	5-7
Dec. 30	-	-	Florida*	L, 74-81	5-8, 0-1

JANUARY

Date	VU	Opp	Opponent	Time	TV/Rec.
Jan. 2	-	-	Alabama*	W, 76-75	6-8, 1-1
Jan. 6	-	-	S. Carolina*	L, 60-71	6-9, 1-2
Jan. 9	-	24/23	Tennessee*	L, 84-92	6-10, 1-3
Jan. 13	-	21/20	Kentucky*	L, 67-74	6-11, 1-4
Jan. 16	-	-	Miss. State*	L, 62-80	6-12, 1-5
Jan. 20	-	-	LSU*	W, 77-71	7-12, 2-5
Jan. 23	-	22/21	Tennessee*	L, 62-67	7-13, 2-6
Jan. 27	-	RV/RV	TCU*	W, 81-78	8-13
Jan. 30	-	21/22	Kentucky*	L, 81-83 OT	8-14, 2-7

FEBRUARY

Date	VU	Opp	Opponent	Time	TV/Rec.
Feb. 3	-	11/13	Auburn*	L, 81-93	8-15, 2-8
Feb. 7	-	-	Georgia*	W, 81-66	9-15, 3-8
Feb. 10	-	-	Arkansas*	L, 54-72	9-16, 3-9
Feb. 14	-	-	Miss. State*	W, 81-80	10-16, 4-9
Feb. 17	-	-	Florida*	W, 71-68	11-16, 5-9
Feb. 20	-	-	LSU*	L, 78-88	11-17, 5-10
Feb. 24	-	-	Texas A&M*	L, 81-89	11-18, 5-11
Feb. 27	-	-	Missouri*	L, 66-74	11-19, 5-12

MARCH

Date	VU	Opp	Opponent	Time	TV/Rec.
Mar. 3	-	-	Ole Miss*	W, 82-69	12-19, 6-12
Mar. 7	-	-	Georgia^	6 p.m.	SECN

ALL TIMES CENTRAL

RANKINGS: AP/ESPN *SEC GAME; #NIT Season Tip-Off, Nashville, Tenn.; %SEC/Big 12 Challenge; ^SEC Tournament, St. Louis, Mo.

GAME INFORMATION



2017-18 Record: 12-19, 6-12 SEC

Head Coach: Bryce Drew

Career Record: 155-84 (7)

VU Record: 31-35 (2)

2017-18 LEADERS

Points: Jeff Roberson (17.0)

Rebounds: Jeff Roberson (7.2)

Assists: Saben Lee (3.1)

Blocks: Clevon Brown (1.3)

SERIES INFORMATION

Series Record: VU leads, 89-49.

Last Meeting: VU win, 81-66, on Feb. 7, 2018, at Memorial Gym

Record at Vanderbilt: VU leads 51-17.

Record at Georgia: UGA leads 35-31.

Record at Neutral Site: VU leads 7-4.

Coach Drew vs. Georgia: Coach Drew is 1-1 against Georgia.



2017-18 Record: 16-14, 7-11 SEC

Head Coach: Mark Fox

Career Record: 284-175 (14)

Georgia Record: 161-132 (9)

2017-18 LEADERS

Points: Yante Maten (19.4)

Rebounds: Yante Maten (8.8)

Assists: William Jackson (3.8)

Blocks: Yante Maten (1.4)

QUICK HITTERS

★ The Commodores finished their regular season on Saturday on Ole Miss with their first road win of the season when they knocked off the Rebels, 82-69, at The Pavilion of Ole Miss. Senior Jeff Roberson led four Commodores in double figures with 19 points, with Saben Lee (17), Maxwell Evans (14), and Riley LaChance (11) also scoring in double digits. Evans tied a career high with his 14 points. Clevon Brown also added a career-high eight blocks, the most by a Vanderbilt player since Luke Kornet had 10 blocks in a triple-double effort against Auburn on January 12, 2016.

★ Roberson was named to the All-SEC Second Team by the league's coaches on Tuesday. He has had quite the season for the Commodores. He finished the regular season fifth in the league in scoring (17.0), fifth in rebounding (7.2), second in free throw percentage (.852), fourth in field goal percentage (.484), fourth in defensive rebounds (5.3), and second in the SEC in 20-point games in SEC games only with nine. His eight double-doubles is also third in the SEC.

★ Roberson's scoring average is the highest by a Commodore player since John Jenkins averaged 19.9 points per game in 2012.

★ Roberson was named the SEC Player of the Week for his performance on February 19 in two Vanderbilt wins over Mississippi State and Florida. He averaged 24 points, nine rebounds and two assists for the week.

★ Roberson is also eighth on Vanderbilt's all-time total rebounding list with 750, with Jeffery Taylor (2009-12) up next in seventh with 752 career rebounds.

★ In all, Roberson has scored 20 or more points in 13 games this year and LaChance in seven.

★ LaChance has also had a spectacular senior season. He is fifth in all games in the SEC in three-point field goal percentage (.415), fifth in 3FG made (2.5) and fourth in assist-to-turnover ratio (2.6), and in league games only, he finished fifth in assist-to-turnover ratio (2.1), eighth in assists (3.7), ninth in FG% (.464), ninth in 3FG% (.397) and fourth in 3FG made (2.7).

★ LaChance is now 17th on Vanderbilt's all-time scoring list (1,459 points), while Roberson is 21st on the list with 1,357 points.

★ Freshman Saben Lee now has 37 steals for the season, eight more than Roberson's team-best total for the season in 2016-17 (29). Lee finished the season 10th in SEC games only with 1.2 steals per game. His nine assists against Texas A&M were the most by a Commodore since Wade Baldwin IV dished out nine assists at Miss. State on 2/16/2016. Lee is also sixth on the single-season assist list for a freshman with 97. Dicky Keffer is 5th (99).

★ Vanderbilt is third in the SEC as a team in free throw percentage (.742) in all games and third in 3's made (9.1). In league games only, the Commodores finished second in three's made (9.6), third in 3FG% (.371), and fourth in scoring (73.2).













★ Roberson, LaChance and Matthew Fisher-Davis are all members of Vanderbilt's 1,000-point club. There has been only one other class of Vanderbilt players to have three 1,000-point scorers - the vaunted "F Troop" - Butch Feher, Joe Ford and Jeff Fosnes in 1976.

★ LaChance, Roberson and Fisher-Davis are second, third and fourth, respectively, among current players in SEC in career scoring. Georgia's Yante Maten is the conference's current career leader.

★ LaChance, who has 420 career assists, is eighth on Vanderbilt's all-time assist list after surpassing Drew Maddux against Georgia (394 career assists). Jermaine Beal is seventh on the list with 421 assists.

★ The Commodores have already played nine games this season against a ranked opponent - USC (#10/#10), Virginia (RV/#25), Seton Hall (#20/#20), Arizona State (#5/#6), Tennessee (#24/#23; #22/#21), Kentucky (#21/#20; #21/#22) and Auburn (#11/#13). The four ranked non-conference opponents are the most by a Commodore team since 1988, when Vanderbilt also played four (11/22 - #2 Michigan, L, 66-91; 11/27 - #16 Ohio State, L, 82-97; 11/30 - #13 Louisville, W, 65-62; 12/7 - #8 North Carolina, L, 77-89).



01		SABEN LEE G ★ 6-2 ★ 174 ★ Fr. ★ Phoenix, Ariz.	<table><tr><th>PPG</th><th>RPG</th><th>APG</th><th>SPG</th><th>BPG</th><th>MPG</th></tr><tr><td>10.5</td><td>2.8</td><td>3.1</td><td>1.2</td><td>0.2</td><td>26.6</td></tr></table>	PPG	RPG	APG	SPG	BPG	MPG	10.5	2.8	3.1	1.2	0.2	26.6	NOTES: Tallied 19 points, 9 rebounds, and 9 assists vs. Texas A&M...Scored a career-high 24 points at Arizona State...Scored in double figures 16 times this year, including a 17-point effort at Ole Miss=...10th in SEC in steals ...Son of former FSU/NFL great Amp Lee.	CAREER HIGHS Pts. - 24, vs. Ariz. St. (12/17/17) Rebs. - 9, vs. TAMU (2/24/18) Ast. - 9, vs. TAMU (2/24/18) Min. - 38, vs. Ariz. St. (12/17/17)
	PPG	RPG	APG	SPG	BPG	MPG											
10.5	2.8	3.1	1.2	0.2	26.6												
	PAYTON WILLIS G ★ 6-4 ★ 182 ★ So. ★ Fayetteville, Ark.	<table><tr><th>PPG</th><th>RPG</th><th>APG</th><th>SPG</th><th>BPG</th><th>MPG</th></tr><tr><td>5.1</td><td>2.0</td><td>1.4</td><td>0.5</td><td>0.1</td><td>18.5</td></tr></table>	PPG	RPG	APG	SPG	BPG	MPG	5.1	2.0	1.4	0.5	0.1	18.5	NOTES: Made 4th start of the season vs. Texas A&M... Scored season-high 15 points, with career-high 5 made threes against Miss. State...Played career-high 35 minutes vs. LSU...3rd Commodore from Arkansas and 1st since Ralph Childs (1955-56).	CAREER HIGHS Pts. - 17, vs. Butler (11/24/16) Rebs. - 6, at Arkansas (2/10/18) Ast. - 8, vs. Santa Clara (11/25/16) Min. - 35, vs. LSU (1/20/18)	
PPG	RPG	APG	SPG	BPG	MPG												
5.1	2.0	1.4	0.5	0.1	18.5												
2		JOE TOYE G/F ★ 6-7 ★ 206 ★ Jr. ★ Chicago, Ill.	<table><tr><th>PPG</th><th>RPG</th><th>APG</th><th>SPG</th><th>BPG</th><th>MPG</th></tr><tr><td>5.8</td><td>2.0</td><td>0.8</td><td>0.3</td><td>0.3</td><td>18.7</td></tr></table>	PPG	RPG	APG	SPG	BPG	MPG	5.8	2.0	0.8	0.3	0.3	18.7	NOTES: Tied season high with 16 points vs. Miss. St. - also added 6 rebs. and 4 assists...Scored 16 points at Kentucky...Scored 13 points vs. Florida in Nashville... Played in all 33 games in 2016-17...Set new career high with 18 points vs. TAMU in 2017 SEC Tournament.	CAREER HIGHS Pts. - 18, vs. TAMU (3/9/17) Rebs. - 6, 3x, last vs. MSU (2/14/18) Ast. - 4, 2x, last vs. MSU (2/14/18) Min. - 38, vs. Florida (3/10/17)
PPG	RPG	APG	SPG	BPG	MPG												
5.8	2.0	0.8	0.3	0.3	18.7												
3		LARRY AUSTIN, JR. G ★ 6-2 ★ 182 ★ Jr. ★ Springfield, Ill.	<table><tr><th>PPG</th><th>RPG</th><th>APG</th><th>SPG</th><th>BPG</th><th>MPG</th></tr><tr><td>2.6</td><td>1.5</td><td>1.1</td><td>0.2</td><td>0.1</td><td>11.4</td></tr></table>	PPG	RPG	APG	SPG	BPG	MPG	2.6	1.5	1.1	0.2	0.1	11.4	NOTES: Sat out last year after transferring from Xavier University... Tallied 8 points at Arkansas...Scored career-high 13 points and dished out career-best 6 assists vs. USC...Also played a career-high 32 minutes vs. USC... Played 60 games with the Musketeers from 2014-16.	CAREER HIGHS Pts. - 13, vs. USC (11/19/17) Rebs. - 6, vs. Wright St. (12/8/15) Ast. - 6, vs. USC (11/19/17) Min. - 32, vs. USC (11/19/17)
PPG	RPG	APG	SPG	BPG	MPG												
2.6	1.5	1.1	0.2	0.1	11.4												
5		MATTHEW FISHER-DAVIS G ★ 6-5 ★ 186 ★ Sr. ★ Charlotte, N.C.	<table><tr><th>PPG</th><th>RPG</th><th>APG</th><th>SPG</th><th>BPG</th><th>MPG</th></tr><tr><td>11.2</td><td>4.8</td><td>1.2</td><td>1.1</td><td>0.5</td><td>26.1</td></tr></table>	PPG	RPG	APG	SPG	BPG	MPG	11.2	4.8	1.2	1.1	0.5	26.1	NOTES: Will miss rest of season with injured right shoulder...Scored season-high 31 points against USC; also tied career high with 11 rebounds... Made 269 career three pointers, 6th all-time at VU...31st on VU's all-time scoring list with 1,219 points.	CAREER HIGHS Pts. - 33, vs. Auburn (1/4/17) Rebs. - 11, 2x, last vs. USC (11/19/17) Ast. - 5, at Ole Miss (3/7/15) Min. - 41, at Arkansas (1/5/16)
PPG	RPG	APG	SPG	BPG	MPG												
11.2	4.8	1.2	1.1	0.5	26.1												
10		MAXWELL EVANS G ★ 6-2 ★ 186 ★ Fr. ★ Houston, Texas	<table><tr><th>PPG</th><th>RPG</th><th>APG</th><th>SPG</th><th>BPG</th><th>MPG</th></tr><tr><td>4.0</td><td>1.9</td><td>0.5</td><td>0.3</td><td>0.0</td><td>13.1</td></tr></table>	PPG	RPG	APG	SPG	BPG	MPG	4.0	1.9	0.5	0.3	0.0	13.1	NOTES: Made 14th start at Ole Miss...Tied career high with 14 points vs. the Rebels (all came in 1st half)...Tallied career-high 14 points vs. Houston Baptist...Averaged 32.7 points, 7.1 rebounds, 6.5 assists, 3.2 steals, and 2.0 blocks as a senior at Bellaire HS.	CAREER HIGHS Pts. - 14, vs. Hou. Baptist (12/20/17) Rebs. - 4, at S.C. (1/6/18) Ast. - 2, vs. UNCA (11/17/17) Min. - 24, vs. Alabama (1/2/18)
PPG	RPG	APG	SPG	BPG	MPG												
4.0	1.9	0.5	0.3	0.0	13.1												
11		JEFF ROBBERSON F ★ 6-6 ★ 220 ★ Sr. ★ Houston, Texas	<table><tr><th>PPG</th><th>RPG</th><th>APG</th><th>SPG</th><th>BPG</th><th>MPG</th></tr><tr><td>17.0</td><td>7.2</td><td>1.5</td><td>0.9</td><td>0.3</td><td>34.3</td></tr></table>	PPG	RPG	APG	SPG	BPG	MPG	17.0	7.2	1.5	0.9	0.3	34.3	NOTES: Named All-SEC 2nd team by league coaches... Finished 3rd in SEC in double-doubles, 5th in scoring, 5th in rebounding, 2nd in FT%, 4th in FG%...Scored in double figures in 69 games in his career...Scored 20+ points in 4 of last 6 games.	CAREER HIGHS Pts. - 30, at Auburn (2/3/18) Rebs. - 16, vs. Minnesota (12/3/16) Ast. - 6, vs. Iowa State (1/28/17) Min. - 43, at UK (1/30/18)
PPG	RPG	APG	SPG	BPG	MPG												
17.0	7.2	1.5	0.9	0.3	34.3												
12		DJERY BAPTISTE C ★ 6-10 ★ 235 ★ R-So. ★ Gonaives, Haiti	<table><tr><th>PPG</th><th>RPG</th><th>APG</th><th>SPG</th><th>BPG</th><th>MPG</th></tr><tr><td>3.2</td><td>3.7</td><td>0.2</td><td>0.3</td><td>0.9</td><td>15.7</td></tr></table>	PPG	RPG	APG	SPG	BPG	MPG	3.2	3.7	0.2	0.3	0.9	15.7	NOTES: Made 10th start of the season at Tennessee... Tallied career highs in points (13), field goals made (5), and minutes played (25) vs. UNC Asheville...Grabbed career-high 9 rebounds vs. Kansas State...Speaks four languages.	CAREER HIGHS Pts. - 13, vs. UNCA (11/17/17) Rebs. - 9, at Kansas St. (12/3/17) Ast. - 1, at Dayton (12/21/16) Min. - 34, vs. USC (11/19/17)
PPG	RPG	APG	SPG	BPG	MPG												
3.2	3.7	0.2	0.3	0.9	15.7												
13		RILEY LACHANCE G ★ 6-2 ★ 185 ★ Sr. ★ Brookfield, Wis.	<table><tr><th>PPG</th><th>RPG</th><th>APG</th><th>SPG</th><th>BPG</th><th>MPG</th></tr><tr><td>14.0</td><td>3.1</td><td>3.2</td><td>0.5</td><td>0.0</td><td>31.5</td></tr></table>	PPG	RPG	APG	SPG	BPG	MPG	14.0	3.1	3.2	0.5	0.0	31.5	NOTES: Scored game-winning three vs. Miss. St... Tallied a career-high 27 points against Radford ..Scored in double figures in 77 career games...5th in SEC in 3FG%...Shot 48.6% last year, 3rd-best 3FG% season in VU history...17th on VU's all-time scoring list with 1,459 pts.	CAREER HIGHS Pts. - 27, vs. Radford (11/28/17) Rebs. - 9, vs. Missouri (2/21/15) Ast. - 8, 2x, last vs. MSU (2/14/18) Min. - 42, 2x, last vs. Tenn. (2/11/15)
PPG	RPG	APG	SPG	BPG	MPG												
14.0	3.1	3.2	0.5	0.0	31.5												
14		ISAIAH RICE G ★ 5-11 ★ 189 ★ Fr. ★ Indianapolis, Ind.	<table><tr><th>PPG</th><th>RPG</th><th>APG</th><th>SPG</th><th>BPG</th><th>MPG</th></tr><tr><td>0.5</td><td>0.0</td><td>0.0</td><td>0.0</td><td>0.0</td><td>3.0</td></tr></table>	PPG	RPG	APG	SPG	BPG	MPG	0.5	0.0	0.0	0.0	0.0	3.0	NOTES: Came to Vanderbilt as a walk on after playing at Park Tudor High School in Indianapolis, Ind... Two-year captain who averaged 15.0 points, 3.0 assists, 2.0 rebounds, and 1.0 steals per game in his senior season...Scored first point of his career vs. Alcorn State.	CAREER HIGHS Pts. - 1, vs. Alcorn St. (12/22/17) Rebs. - Ast. - Min. - 1, vs. Hou. Baptist (12/20/17)
PPG	RPG	APG	SPG	BPG	MPG												
0.5	0.0	0.0	0.0	0.0	3.0												
15		CLEVEN BROWN F ★ 6-8 ★ 233 ★ So. ★ San Antonio, Texas	<table><tr><th>PPG</th><th>RPG</th><th>APG</th><th>SPG</th><th>BPG</th><th>MPG</th></tr><tr><td>3.7</td><td>3.1</td><td>0.2</td><td>0.3</td><td>1.3</td><td>16.7</td></tr></table>	PPG	RPG	APG	SPG	BPG	MPG	3.7	3.1	0.2	0.3	1.3	16.7	NOTES: Made 4th start of his career vs. Texas A&M... Had career-high eight blocks at Ole Miss...Scored a career-high 13 points in win over Austin Peay...Ranked as the 9th-best player in the state of Texas out of HS... Made first career start against Seton Hall.	CAREER HIGHS Pts. - 13, vs. Austin Peay (11/10/17) Rebs. - 6, 2x, last at UF (12/30/17) Ast. - 1, 3x, last vs. MT (12/6/17) Min. - 31, at UK (1/30/18)
PPG	RPG	APG	SPG	BPG	MPG												
3.7	3.1	0.2	0.3	1.3	16.7												
50		EJIKE OBINNA F/C ★ 6-10 ★ 234 ★ Fr. ★ Enugu, Nigeria	<table><tr><th>PPG</th><th>RPG</th><th>APG</th><th>SPG</th><th>BPG</th><th>MPG</th></tr><tr><td>2.8</td><td>2.1</td><td>0.0</td><td>0.1</td><td>0.1</td><td>9.4</td></tr></table>	PPG	RPG	APG	SPG	BPG	MPG	2.8	2.1	0.0	0.1	0.1	9.4	NOTES: 6'10 center originally from Enugu, Nigeria, who attended the Virginia Academy in Ashburn, Va., was a 4-star prospect by ESPN.com and Rivals.com... Made 13 starts this season...Scored career-high 14 points at Miss. State in 22 minutes of action.	CAREER HIGHS Pts. - 14, at Miss. State (1/16/18) Rebs. - 7, vs. Virginia (11/23/17) Ast. - Min. - 22, at Miss. State (1/16/18)
PPG	RPG	APG	SPG	BPG	MPG												
2.8	2.1	0.0	0.1	0.1	9.4												



IBAS

HENRY
GENE
MOE
CLARENCE

1,632
WINS

SUTTONS

EDDIE
SCOTT
SEAN

1,173
WINS

DREWS

HOMER
SCOTT
BRYCE

1,109
WINS

ALL-TIME WINNINGEST COLLEGIATE COACHING FAMILIES

The Drew family is now third on the all-time winningest collegiate coaching family in college basketball history with 1,109 wins.

Homer Drew - 640

(Bethel College - 252; IU-South Bend - 17; Valparaiso - 371)

Scott Drew - 314

(Valparaiso - 20; Baylor - 293)

Bryce Drew - 155

(Valparaiso - 124; Vanderbilt -31)

F ABOUT GEORGIA

QUICK FACTS

Location Athens, Ga.
Founded 1785
Conference SEC
Enrollment 37,606
Nickname Bulldogs
Colors Red and Black
Home Arena Stegeman Coliseum (10,523)
President Jere Morehead
Athletics Director Greg McGarity
Basketball Staff
Head Coach Mark Fox
Record Overall 284-175 (14)
Record at Georgia 161-132 (9)
Assistant Coaches Philip Pearson, David Carter,
 Jonas Hayes

- ★ Georgia enters Wednesday's contest with a 16-14 overall record. The Bulldogs finished with a 7-11 mark in SEC play.
- ★ Senior Yante Maten leads the Bulldogs in scoring (19.4 ppg) and rebounding (8.8). He is the only Georgia player averaging double figure points.
- ★ The Commodores lead the all-time series, 89-49, and 7-4 in neutral site games. Vanderbilt won the only meeting between the two schools on February 7 in Nashville, 81-66.
- ★ The last meeting with the Bulldogs at the SEC Tournament came on March 9, 2012, when Vanderbilt defeated Georgia, 63-41. Vanderbilt won the 2012 SEC Tournament Championship.
- ★ The first meeting between the two universities came in the 1913-14 season in Athens.

VU Staff Can Score

The Vanderbilt men's basketball staff has combined to score a total of 5,486 collegiate points, with head coach Bryce Drew leading the way with 2,142 points. Here's a breakdown of the staff's scoring totals.

Head Coach Bryce Drew, Valparaiso	2,142
Asst. Coach Casey Shaw, Toledo	1,562
Assoc. Head Coach Roger Powell, Jr., Illinois	1,178
Asst. Coach Jake Diebler, Valparaiso	586
Total	5,468

Memorial Gym = 1,000

The matchup with Texas A&M last season on February 16 was the 1,000th game of record played in Memorial Gym, the SEC's oldest basketball facility that opened in the 1952-53 season.

The Commodores have a 794-226 record at the facility, a winning percentage of .779.

SEC Three-Point Leaders

Of the top 20 season 3 pt FG %'s in SEC history, Vanderbilt has 5 of them.

4. Billy McCaffrey (51.2%, 1993)

7. Barry Booker (50.0%, 1987)

T9. Riley LaChance (48.6%)

12. John Jenkins (48.3%, 2010)

16. Shan Foster (46.9%, 2008).

On the top 20 SEC career 3-point % list with at least 300 attempts, Vanderbilt has six guys.

2. Booker 46%

3. McCaffrey 44.6%

8. Scott Draud 43.8%

8. Jenkins 43.8%

14. Dan Cage 42.6%

19. Foster 42.1%

Career and Single-Season Lists

Matthew Fisher-Davis is 6th in 3's made in a career with 269 and Riley LaChance is 7th (257). LaChance's 48.6% from three clip in 2016-17 was Vanderbilt's 3rd-best all-time.

Roberson Double Doubles

Jeff Roberson has eight double-doubles on the season, the most in a season by a Commodore since Will Perdue had 10 in his junior season (1986-87) and 16 in his senior season (1987-88).

SEC Strength of Schedule

Here's a look at KenPom's strength of schedule among league teams (3/5).

1. Vanderbilt	4	8. Ole Miss	17
2. Tennessee	6	9. S. Carolina	19
3. Texas A&M	7	10. Missouri	26
4. Kentucky	10	11. Arkansas	27
5. Florida	12	12. LSU	40
6. Georgia	13	13. Auburn	57
7. Alabama	15	14. Miss. St.	73

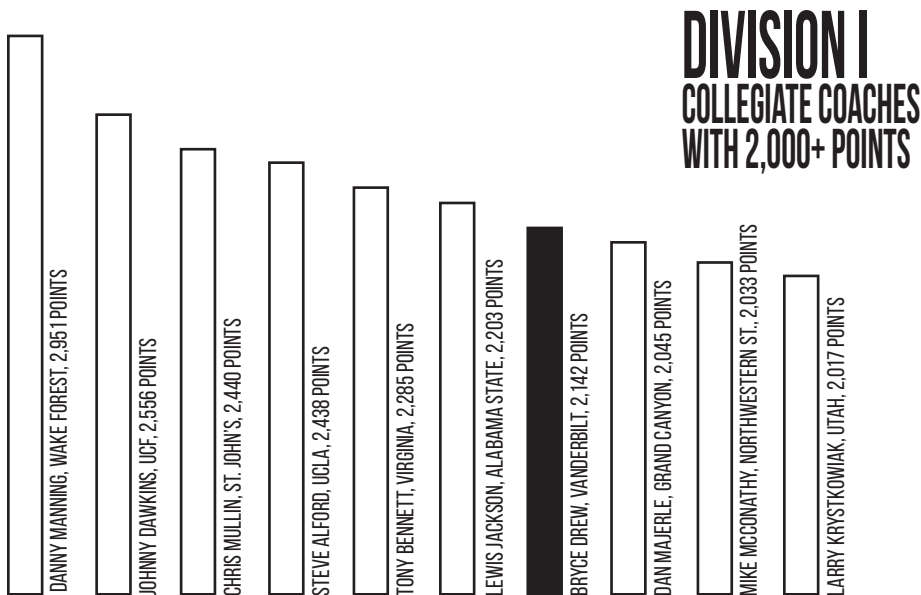
STAT COMPARISON

	VU		UGA	
	All	SEC	All	SEC
Record	12-19	6-12	16-14	7-11
Scoring Offense	72.7	73.2	68.6	65.8
Scoring Defense	73.9	77.4	67.3	67.8
Scoring Margin	-1.2	-4.2	+1.3	-1.9
FG%	.438	.450	.425	.406
FG% Defense	.466	.491	.394	.393
3FG%	.353	.371	.322	.319
3FG% Defense	.376	.436	.333	.340
Free Throw %	.743	.743	.703	.696
Rebounding	33.6	31.9	39.2	38.5
Rebounding Margin	+0.5	-0.5	+5.5	+3.6
Turnovers/game	11.9	11.6	13.2	13.1
Opponent Turnovers	10.0	9.3	9.8	9.4
Steals	4.9	4.5	3.9	3.3
Blocks	3.4	3.3	4.7	4.7

A COMMODORE WIN WOULD...

- ★ Be Vanderbilt's 40th win at the SEC Tournament.
- ★ Move Vanderbilt's record on a neutral floor to 1-2. The Commodores lost to both Virginia and Seton Hall at the NIT Season Tip Off at the Barclays Center in Brooklyn earlier this season.
- ★ Move the Commodores' record to 3-3 in games played in the city of St. Louis. The previous five games have come against St. Louis University. The Commodores defeated the Billikens, 70-55 in St. Louis in the 2014-15 season in their last time in the Gateway to the West.





CONSENSUS TOP 10 2018 RECRUITING CLASS

Head coach Bryce Drew and his staff have assembled quite the recruiting class for 2018, with the Commodores receiving commitments from two five-star players, Darius Garland and Simi Shittu, and four-star wing player Aaron Nesmith. Most recruiting services have Vanderbilt in the top 10 nationally for their 2018 class. The Commodores, who had only signed one five-star player in the history of the program (John Jenkins, November of 2008), signed Garland and Shittu within a nine-day span. Garland and Shittu were named to the McDonald's All-American Teams on January 16, 2018, Vanderbilt's first ever selections.



- ★ Attends Brentwood Academy in Brentwood, Tenn.
- ★ Five-star prospect - McDonald's All-American
- ★ Ranked as the second-best point guard in the 2018 class by most recruiting services.
- ★ Rated the 10th-best prospect in 2018 class by 247sports.com, 11th by ESPN.com and 15th-best prospect by Rivals.com.
- ★ A two-time Mr. Basketball for the state of Tennessee, Garland averaged 23.4 points, 3.9 rebounds and 2.1 steals as a junior at Brentwood Academy, where he helped lead the Eagles to a 30-2 record. -



- ★ Plays at Porter-Gaud High School in Charleston, S.C
- ★ Four-star prospect by most recruiting services
- ★ One of nation's top shooters in class of 2018
- ★ Averaged 19.1 points per game as a junior and led his Cyclone team to two South Carolina Independent School Association state titles as a sophomore and a junior.
- ★ Named the Charleston Post and Courier's Lowcountry player of the year on two different occasions.



- ★ Attends the Vermont Academy but hails from Burlington, Ontario, Canada.
- ★ Five-Star Prospect - McDonald's All-American
- ★ 6th-ranked player in 2018 class by ESPN.com, 8th-ranked player by 247Sports.com and Rivals.com
- ★ This summer, he was named the MVP of the NBPA Top 100 camp with 18.1 points and 7.7 rebounds per game, leading the camp in both categories.

Commodores in 85th SEC Season

Vanderbilt is in its 85th SEC season and is a charter member of the league. All time against current members of the conference, Vanderbilt is 715-705.

1,030

Vanderbilt has made a 3-pointer in 1,030 consecutive games, a streak which began at the inception of the 3-point line in 1986-87. The Commodores rank third only to UNLV and Kentucky for the longest streak in Division I basketball. Vanderbilt, UNLV and Princeton are the only three schools in college basketball to have made at least one 3-pointer in every game played since the 3-point line was implemented.

NBA Commodores

Vanderbilt was one of only three schools (Kentucky, Washington) with two first-round selections in the 2016 NBA Draft when Wade Baldwin IV was drafted 17th by the Memphis Grizzlies and Damian Jones was selected 30th by the Golden State Warriors. The Commodores have had five NBA Draft selections since 2012. New York Knicks free agent signee Luke Kornet made his NBA debut on February 8 and tallied 11 points, 10 rebounds, and 4 blocks with three made threes. Kornet is first NBA player in history to debut with three threes made and four blocks in the same game.

VU Career 3's Made

PLAYER, YEARS	3FGM	3FGA	PCT.
1. Shan Foster, 2005-08	367	872	.421
2. John Jenkins, 2010-12	306	699	.438
3. Ronnie McMahan, 1992-95	296	774	.382
4. Scott Draud, 1987-88, 90-91	288	657	.438
5. Frank Seckar, 1993-96	278	675	.419
6. M. Fisher-Davis, 2015-	269	685	.393
7. Riley LaChance, 2015-	257	624	.412
8. Barry Booker, 1986-89	246	535	.460
9. Sam Howard, 1998-2002	238	653	.364
10. Drew Maddux, 1994-98	226	641	.353

10 or more threes

The Commodores made 10 or more threes for the 15th time in 2017-18 against Ole Miss on Mar. 3.

VU All-Time Scoring List

15. A.J. Ogilvy, 2007-10	1,468
16. Scott Draud, 1987-91	1,466
17. Riley LaChance, 2015-	1,459
18. Bobby Thym, 1954-57	1,403
19. Kevin Anglin, 1990-93	1,389
20. Billy McCaffrey, 1993-94	1,359
21. Jeff Roberson, 2015-	1,357
22. Butch Feher, 1973-76	1,345
23. Terry Compton, 1972-74	1,326
24. Frank Seckar, 1993-96	1,317
25. Damian Jones, 2013-16	1,313
26. Barry Booker, 1986-89	1,310
27. Will Perdue, 1984-88	1,281
28. Jeff Turner, 1981-84	1,271
29. Jermaine Beal, 2006-10	1,253
30. Brad Tinsley, 2009-12	1,252
31. Matthew Fisher-Davis, 2015-18	1,219
32. Thorpe Weber, 1969-71	1,209





SEC TOURNAMENT INFO

Vanderbilt And The SEC Tournament

Vanderbilt will be the #13 seed at the 2018 SEC Tournament in St. Louis, Mo. It marks the first time Vanderbilt has been the 13th seed at the SEC tournament.

Vanderbilt owns a 39-54 all-time mark at the SEC Tournament. The Commodores won their first SEC Tournament crown in 2012 for the first time since 1951 in a 71-64 win over #1-ranked Kentucky in New Orleans.

In all, Vanderbilt is making its 57th appearance in the SEC Tournament. VU has reached the semifinals 14 times and the finals twice. VU's two trips to the finals have both resulted in SEC Tournament Titles, which came in 1951 with a 61-57 win over Kentucky and in 2012 in a 71-64 win over the Wildcats.

Vanderbilt's SEC Tournament record against each opponent follows: Alabama (4-4), Arkansas (1-4), Auburn (2-6), LSU (4-6), Ole Miss (3-4), Mississippi State (8-6), Missouri (0-0), Florida (3-6), Georgia (6-1), Kentucky (5-4), South Carolina (0-0), Tennessee (1-8), Texas A&M (1-0).

The SEC Tournament In St. Louis

This year marks the first year that the SEC Tournament has been held in St. Louis, Mo.

Bryce Drew At The SEC Tournament

Vanderbilt head coach Bryce Drew 2-1 at the SEC Tournament after advancing to the semifinals of the 2017 edition of the event in Nashville. The Commodores knocked off Texas A&M in the second round and Florida in the quarterfinals before losing to Arkansas in the semifinals at Bridgestone Arena.

Commodores Vs. The Field

The Alabama Series

(Series tied at four at SEC Tourney)

Vanderbilt leads 69-68...Alabama holds a 45-21 advantage in Tuscaloosa. Vanderbilt leads the series in Nashville 43-19 and at neutral sites, 5-4 ... Vanderbilt won the only meeting between the two schools earlier this season at Memorial Gym on January 3...The Crimson Tide won the last meeting at the tournament, an 82-75 first round decision on March 12, 2009 in Tampa... Bryce Drew is 1-1 against Alabama.

The Arkansas Series

(ARK Leads 4-1 at SEC Tourney)

Arkansas leads the all-time series 24-12, including a 14-3 advantage in Fayetteville and a 4-1 lead at neutral sites. Vanderbilt leads the series in Nashville, 8-6... Arkansas won the only meeting between the two schools this year, 72-54, in Fayetteville on February 10...Arkansas defeated Vanderbilt, 76-62, in the 2017 SEC Tournament semifinals in Nashville on March 10...Bryce Drew is 1-3 against Arkansas.

The Auburn Series

(AU leads 6-2 at SEC Tourney)

Vanderbilt owns an 89-52 advantage in the all-time series, leading 51-17 in Nashville and 36-30 in Auburn... Auburn defeated the Commodores, 93-81, February 3 at Auburn Arena ... The Tigers are 5-2 against the Commodores at neutral sites with all seven meetings coming at the SEC Tournament... The Commodores defeated Auburn, 93-82, in the opening round of the 2008 SEC Tournament in Vanderbilt's highest scoring SEC Tournament game ever...Bryce Drew is 1-1 against Auburn.

The Florida Series

(UF leads 6-3 at SEC Tourney)

Vanderbilt leads the all-time series 71-64 and 45-15 in Nashville. Florida owns a 43-23 advantage in Gainesville and a 6-3 lead at neutral sites...The Commodores and Gators each won on their home floor this season, with Florida defeating Vanderbilt, 81-74 on December 30, and the Commodores knocking off the Gators, 71-68, on February 17... Vanderbilt won the last meeting at the SEC Tournament, 72-62, in the 2017 quarterfinal round on March 10 in Nashville... Bryce Drew is 4-1 against Florida.

The Georgia Series

(VU Leads 6-1 at the SEC Tourney)

Vanderbilt leads the all-time series 89-49 and owns a 51-17 advantage in Nashville in games played at Vanderbilt. Georgia leads the series 35-31 in Athens. Vanderbilt enjoys a 7-4 lead at neutral sites ... Vanderbilt won the only meeting between the two schools, 81-66, on February 7 at Memorial Gym... Vanderbilt won the last meeting at the SEC Tournament between the two schools in 2012, 63-41 in a quarterfinal game... Bryce Drew is 1-1 against the Bulldogs.

The Kentucky Series

(VU leads 5-4 at the SEC Tourney)

Kentucky leads the overall series 144-47, including an 85-15 advantage in Lexington and a 55-27 lead in Nashville...Teams are 5-5 in games played on neutral floors... Kentucky won two meetings between the two schools this season - a 74-67 decision on January 13 at Memorial Gym and an 83-81 overtime win on January 30 in Lexington ... The Commodores knocked off Kentucky, 71-64, to win their first SEC Tournament Championship since 1951 in 2012, and also beat the Wildcats in the 2013 SEC Tournament Quarterfinals, 64-48, in Nashville... Vanderbilt's 47 wins against Kentucky rank second most among SEC members behind only Tennessee (65)... Bryce Drew is 0-4 all-time against Kentucky.

The LSU Series

(LSU Leads 5-4 at SEC Tourney)

Vanderbilt leads the all-time series 62-54, including a 35-16 advantage in Nashville. LSU leads the series 31-22 in Baton Rouge and 7-5 at neutral sites... Both teams won on their home floor this year - Vanderbilt won 77-71 on January 20 at Memorial Gym and the Tigers won 88-78 in Baton Rouge on February 20 ... Vanderbilt defeated the Tigers, 62-50, in the first round of the 2011 SEC Tournament in their last tournament meeting ... LSU is 5-4 against Vanderbilt at the SEC Tournament ... Bryce Drew is 2-1 against LSU.

The Ole Miss Series

(Ole Miss leads 4-3 at SEC Tourney)

Vanderbilt leads the all-time series 75-45, including a 48-10 lead in Nashville. Ole Miss owns a 30-23 advantage in Oxford and a 5-4 advantage at neutral sites ... Ole Miss won 81-74 in the only meeting between the two schools this year in Nashville on February 4.. The Rebels won the last meeting at the SEC Tournament in 2013 in the Semifinals, 64-52... Bryce Drew is 0-1 all-time against Ole Miss.





SEC TOURNAMENT INFO

The Mississippi State Series

(VU leads 8-6 at SEC Tourney)

Vanderbilt leads the all-time series 79-49, including a 47-9 advantage in Nashville and an 8-6 lead at neutral sites. Mississippi State leads 34-24 in Starkville... The teams split two meetings this season, with each winning on their home floor ... Mississippi State won the meeting, 80-62, in Starkville on January 16, and the Commodores won on a game-winning three from Riley LaChance as time expired on February 14, 81-80... Miss. State defeated Vanderbilt, 82-68, in the first round of the 2014 SEC tournament in the two teams' last meeting at the tournament... Bryce Drew is 2-1 against the Bulldogs.

The Missouri Series

(Never met at SEC Tourney)

Series is tied at 6. The Commodores have a 5-1 series advantage in games played in Nashville, and Missouri leads the series, 5-0, in Columbia. Vanderbilt leads the all-time neutral site series, 1-0... Missouri won the only meeting between the two schools, 74-66, on Feb. 27 at Memorial Gym..Bryce Drew is 0-3 all-time against Missouri.

The South Carolina Series

(Never met at SEC Tourney)

Vanderbilt leads the overall series, 30-27. South Carolina leads the series 15-12 in Columbia and South Carolina leads 2-1 at neutral sites. Vanderbilt leads 17-10 in Nashville ... South Carolina won the only meeting between the two schools on January 6 in Columbia... Bryce Drew is 1-1 against South Carolina.

The Tennessee Series

(UT Leads 7-1 at SEC Tourney)

Tennessee leads the all-time series, 120-75. The Volunteers lead 74-24 in Knoxville and 7-1 at neutral sites. Vanderbilt owns a 50-37 advantage in Nashville... Tennessee won both meetings between the two schools this year: 92-84 on January 9 in Nashville and 67-62 in Knoxville on January 23...Tennessee won the last meeting at the SEC Tournament, a 67-65 decision March 10, 2016... Vanderbilt has played more games (195) against Tennessee than any other league opponent ... Bryce Drew is 1-3 against Tennessee.

The Texas A&M Series

(VU leads 1-0)

Vanderbilt leads the all-time series, 7-3...Texas A&M won the only meeting between the two schools on February 24 at Memorial Gym, 89-81...The Commodores knocked off the Aggies, 66-41, in the 2017 SEC Tournament second round on March 9... Bryce Drew is 3-1 against Texas A&M.

SEC TOURNAMENT RESULTS SINCE 1979

1979 • Birmingham, Ala • Birmingham Coliseum

Auburn 59, Vanderbilt 53

1980 • Birmingham, Ala • Birmingham Coliseum

Florida 72, Vanderbilt 71

1981 • Birmingham, Ala • Birmingham Coliseum

Vanderbilt 71, Miss State 58

Vanderbilt 60, Kentucky 55

Ole Miss 71, Vanderbilt 51

1982 • Lexington, Ky • Rupp Arena

Vanderbilt 47, Florida 46 (2 OT)

Tennessee 57, Vanderbilt 54

1983 • Birmingham, Ala • Birmingham Coliseum

Mississippi State 76, Vanderbilt 61

1984 • Nashville, Tenn. • Memorial Gym

Vanderbilt 77, Ole Miss 57

Auburn 59, Vanderbilt 58

1985 • Birmingham, Ala • Birmingham Coliseum

Tennessee 71, Vanderbilt 51

1986 • Lexington, Ky • Rupp Arena

Mississippi State 62, Vanderbilt 54

1987 • Atlanta, Ga. • The Omni

Tennessee 74, Vanderbilt 57

1988 • Baton Rouge, La. • Assembly Center

LSU 87, Vanderbilt 80

1989 • Knoxville, Tenn. • Thompson-Boling

Vanderbilt 77, Kentucky 63

Alabama 83, Vanderbilt 79

1990 • Orlando, Fla. • Orlando Arena

Vanderbilt 68, Florida 58

Vanderbilt 78, Georgia 74 (OT)

Ole Miss 65, Vanderbilt 62

1991 • Nashville, Tenn. • Memorial Gym

Georgia 80, Vanderbilt 72

1992 • Birmingham, Ala. • BJCC

Vanderbilt 77, Mississippi State 55

Kentucky 76, Vanderbilt 57

1993 • Lexington, Ky • Rupp Arena

Vanderbilt 76, Alabama 59

LSU 72, Vanderbilt 62

1994 • Memphis, Tenn. • The Pyramid

Auburn 81, Vanderbilt 56

1995 • Atlanta, Ga. • The Georgia Dome

Vanderbilt 85, LSU 61

Arkansas 73, Vanderbilt 72

1996 • New Orleans, La. • Louisiana Superdome

Auburn 68, Vanderbilt 65

1997 • Memphis, Tenn. • The Pyramid

Vanderbilt 73, Mississippi State 67 (OT)

Ole Miss 64, Vanderbilt 62

1998 • Atlanta, Ga • The Georgia Dome

Alabama 72, Vanderbilt 62

1999 • Atlanta, Ga. • The Georgia Dome

Mississippi State 76, Vanderbilt 58

2000 • Atlanta, Ga. • The Georgia Dome

Vanderbilt 76, Mississippi State 53

LSU 71, Vanderbilt 60

2001 • Nashville, Tenn. • Gaylord Center

Alabama 78, Vanderbilt 59

2002 • Atlanta, Ga. • The Georgia Dome

LSU 69, Vanderbilt 62

2003 • New Orleans, La. • Louisiana Superdome

Vanderbilt 82, Alabama 69

Kentucky 81, Vanderbilt 63

2004 • Atlanta, Ga. • Georgia Dome

Vanderbilt 70, Ole Miss, 50

Vanderbilt 74, Mississippi State 70 (OT)

Florida 91, Vanderbilt 69

2005 • Atlanta, Ga. • Georgia Dome

Auburn 77, Vanderbilt 73

2006 • Nashville, Tenn. • Gaylord Center

Vanderbilt 76, Auburn 71

LSU 92, Vanderbilt 73

2007 • Atlanta, Ga. • Georgia Dome

Arkansas 72, Vanderbilt 71

2008 • Atlanta, Ga. • Georgia Dome

Vanderbilt 93, Auburn 82

Arkansas 81, Vanderbilt 65

2009 • Tampa, Fla. • St. Pete Times Forum

Alabama 82, Vanderbilt 75

2010 • Nashville, Tenn. • Bridgestone Arena

Vanderbilt 78, Georgia 66

Mississippi State 62, Vanderbilt 52

2011 • Atlanta, Ga. • Georgia Dome

Vanderbilt 62, LSU 50

Vanderbilt 87, Mississippi State 81

Florida 77, Vanderbilt 66

2012 • New Orleans, La. • New Orleans Arena

Vanderbilt 63, Georgia 41

Vanderbilt 65, Ole Miss 53

Vanderbilt 71, Kentucky 64

2013 • Nashville, Tenn. • Bridgestone Arena

Vanderbilt 75, Arkansas 72

Vanderbilt 64, Kentucky 48

Ole Miss 64, Vanderbilt 52

2014 • Atlanta, Ga. • Georgia Dome

Mississippi State 82, Vanderbilt 68

2015 • Nashville, Tenn. • Bridgestone Arena

Tennessee 67, Vanderbilt 61

2016 • Nashville, Tenn. • Bridgestone Arena

Tennessee 67, Vanderbilt 65


2017 • Nashville, Tenn. • Bridgestone Arena

Vanderbilt 66, Texas A&M 41

Vanderbilt 72, Florida 62 (OT)

Arkansas 76, Vanderbilt 62

HEAD COACH BRYCE DREW



THE DREW FILE

High School: Valparaiso (Ind.), '94

College: Bachelor of Arts In Sports Management, Valparaiso, '98

Family: Wife, Tara, son Bryson (3)



DREW THROUGH THE YEARS

Year	School	Position	W-L	Conf.	Postseason
2018	Vanderbilt	Head Coach	12-19	6-12	-
2017	Vanderbilt	Head Coach	19-16	10-8	NCAA First Round
2016	Valparaiso	Head Coach	30-7	16-2	NIT Finals
2015	Valparaiso	Head Coach	28-6	13-3	NCAA Second Round
2014	Valparaiso	Head Coach	18-16	9-7	CollegelInsider.com First Round
2013	Valparaiso	Head Coach	26-8	13-3	NCAA Second Round
2012	Valparaiso	Head Coach	22-12	14-4	NIT First Round
2011	Valparaiso	Assistant Coach	23-12	12-6	CollegelInsider.com First Round
2010	Valparaiso	Assistant Coach	15-17	10-8	-
2009	Valparaiso	Assistant Coach	9-22	5-13	-
2008	Valparaiso	Assistant Coach	22-14	9-9	College Basketball Invite 2nd Rd.
2007	Valparaiso	Assistant Coach	16-15	9-5	-
2006	Valparaiso	Assistant Coach	17-12	8-8	-
2005	Valencia (Spain)	Player	38-14		Champions League Second Round
2004	New Orleans (NBA)	Player	41-41		East 1st round
2003	New Orleans (NBA)	Player	47-35		East 1st round
2002	Charlotte (NBA)	Player	44-38		East Semifinals
2001	Chicago (NBA)	Player	15-67		-
2000	Houston (NBA)	Player	34-48		-
1999	Houston (NBA)	Player	31-19		West 1st round
1998	Valparaiso	Player	23-10	13-3	NCAA Regional Semifinals
1997	Valparaiso	Player	24-7	13-3	NCAA First Round
1996	Valparaiso	Player	22-10	13-5	NCAA First Round
1995	Valparaiso	Player	20-8	14-4	-
Head Coach Totals			155-84	81-39	
Totals at Vanderbilt (Head Coach)			31-35	16-20	
Totals at Valparaiso (Head Coach)			124-49	65-19	
Totals at Valparaiso (Assistant)			102-92	53-49	
Totals at Valparaiso (playing)			89-35	53-15	
Totals as NBA Player			212-248		

3	Three-time Conference Coach of the Year
25	Averaged 25 wins a year in five years at Valparaiso
27	27th coach in Vanderbilt basketball history, and ninth of the modern era.
5	Postseason appearances as a head coach, including three in the NCAA Tournament and two in the NIT.
16	Coached 16 All-Conference honorees.
30	Won 30 games with Valparaiso in 2015-16.
2,142	Career points scored at Valparaiso - the 2nd most in the program's history. He is also the program's leader in 3-pointers made (364) and assists (626).
2	Two-time NABC District 12 Coach of the Year
6	Played six seasons in the NBA... Two with Houston, one with Chicago, and three with Charlotte/New Orleans
1,000	Scored over 1,000 points in his NBA career.
12	Played alongside 12 NBA All-Stars
3	Played with three players named among the Top 50 NBA Players of All Time - Charles Barkley, Hakeem Olajuwon, and Scottie Pippin
18	Has won 18 or more games each season as a head coach.



**VANDERBILT
ATHLETIC COMMUNICATIONS**

INTERVIEW POLICY

Vanderbilt head coach Bryce Drew and selected Vanderbilt players will be available to the media before practice on a weekly basis during the non-conference season, and bi-weekly during the SEC season.

The times for those media sessions will be emailed to media members in advance of those pre-practice interviews.

Media may photograph the first 20 minutes of practice. All practices are closed to the public.

POSTGAME INTERVIEW POLICY

Vanderbilt head coach Bryce Drew will enter the Memorial Gym interview room after the NCAA-mandated 10-minute cooling off period, and after the visiting team makes an appearance in the interview room.

VUCOMMODORES.COM

The official website of Vanderbilt athletics, vucommodores.com, includes pregame notes, season statistics, videos of press conferences and meetings with the media, live stats, twitter feeds, and streaming audio and video of everything that is Commodore athletics.

@VANDYMBB

The official Twitter feed of Vanderbilt men's basketball, follow the latest information and get breaking news on Commodore basketball.

VU QUICK FACTS

Location Nashville, Tenn.
Founded 1873
Conference Southeastern
Enrollment 6,738
Nickname Commodores
Colors Black and Gold
Home Arena Memorial Gymnasium (14,316)
Chancellor Nicholas Zeppos
Vice Chancellor David Williams II
Faculty Rep. Dr. Susan Wentz

Athletic Communications

Men's Basketball SID Andy Boggs
Media Relations Address 2601 Jess Neely Dr.
..... Nashville, TN 37212
Office Phone (615) 343-1847
E-Mail Andy.Boggs@Vanderbilt.edu

INS AND OUTS

Career Games Played			
Player	Games	Starts	Cons. Starts
Riley LaChance	134	119	25
Jeff Roberson	131	114	25
Matthew Fisher-Davis	116	71	1
Joe Toye	96	22	-
Larry Austin, Jr.	82	3	-
Payton Willis	65	16	-
Clevon Brown	65	4	-
Djery Baptiste	63	11	-
Saben Lee	31	28	24
Maxwell Evans	28	14	2
Ejike Obinna	24	13	1
Isaiah Rice	2	-	-

Double-Digit Scoring Games			
Player	Career (Record)	'17-18	Cons.
Riley LaChance	79 (50-29)	22 (12-10)	6 (3-3)
Jeff Roberson	69 (40-29)	27 (13-14)	6 (3-3)
M. Fisher-Davis	61 (36-25)	10 (4-6)	-
Joe Toye	18 (8-9)	6 (3-3)	-
Saben Lee	16 (6-10)	16 (6-10)	1 (1-0)
Payton Willis	8 (6-2)	3 (2-1)	-
Maxwell Evans	3 (2-1)	3 (2-1)	1 (1-0)
Djery Baptiste	2 (1-1)	2 (1-1)	-
Larry Austin, Jr.	2	1 (0-1)	-
Clevon Brown	1 (1-0)	1 (1-0)	-
Ejike Obinna	1 (0-1)	1 (0-1)	-

Double-Digit Rebounding Games			
Player	Career	'17-18	Cons.
Jeff Roberson	19 (13-6)	8 (4-4)	-
M. Fisher-Davis	2 (1-1)	1 (0-1)	-

Double-Doubles			
Player	Career	'17-18	Cons.
Jeff Roberson	16 (10-6)	8 (4-4)	-
Matthew Fisher-Davis	2 (1-1)	2 (1-1)	-

SEC PRESEASON POLL

Preseason Media Poll, Pts

- Kentucky
- Florida
- Texas A&M
- Alabama
- Missouri
- Arkansas
- Vanderbilt**
- Georgia
- Auburn
- Ole Miss
- South Carolina
- Mississippi State
- Tennessee
- LSU

First Team All-SEC

KeVaughn Allen – Florida, G
Yante Maten – Georgia, F
Hamidou Diallo – Kentucky, G
Michael Porter, Jr. – Missouri, F
Robert Williams – Texas A&M, F

Second Team All-SEC

Collin Sexton – Alabama, G
Kevin Knox – Kentucky, F
Terence Davis – Ole Miss, G
Deandre Burnett – Ole Miss, G
Quinnndary Weatherspoon – Mississippi St., G
Tyler Davis – Texas A&M, C

Matthew Fisher-Davis – Vanderbilt, G/F

SEC Player of the Year (tie): Yante Maten – Georgia,
Michael Porter, Jr. – Missouri, Robert Williams – Texas A&M

2017-18 TRENDS

Winning Opening Tip	4-8
Losing Opening Tip	8-11
VU Scores First	6-8
Opponent Scores First	6-11
Leading at Halftime	9-6
Trailing at Halftime	2-13
Tied at Halftime	0-0
Leading with Five Minutes Remaining	10-2
Trailing with Five Minutes Remaining	0-15
Tied with Five Minutes Remaining	1-2
Leading with Two Minutes Remaining	9-1
Trailing with Two Minutes Remaining	1-18
Tied with Two Minutes Remaining	1-0
Overtime	0-1
Games Decided by Three Points or Less	4-2
Games Decided by 4-10 Points	1-10
Games Decided by 11-20 Points	4-6
Games Decided by 21-plus Points	2-1
VU Shoots 50% or Better	5-3
VU Shoots 40% or Better	11-11
VU Shoots Lower Than 40%	0-7
Opponent Shoots 50% or Better	2-7
Opponent Shoots 40% or Better	8-18
Opponent Shoots Lower Than 40%	3-2
VU Outshoots Opponent	9-3
VU Outshot by Opponent	2-16
Shoot Same Percentage	0-0
VU Scores 70 Points or More	10-8
VU Scores Less Than 70 Points	0-10
VU Scores 80 Points or More	5-5
VU Scores 90 Points or More	1-0
Opponent Scores 70 Points or More	4-15
Opponent Scores Less Than 70 Points	7-4
Opponent Scores 80 Points or More	1-9
Opponent Scores 90 Points or More	0-3
Makes More 3-Pointers Than Opponent	9-10
Makes Fewer 3-Pointers Than Opponent	1-9
3-Pointers are Equal	1-0
Outrebounds Opponent	8-8
Outrebounded by Opponent	2-8
Rebounds are Equal	1-3
Playing on National TV	7-16
Playing on Regional TV	0-0
Online Only	4-3
Playing on Weekday	8-10
Playing on Weekend	3-8
Game Tips Before 6 p.m. CT (afternoons)	1-5
Game Tips After 6 p.m. CT (evenings)	9-13
In White Uniforms	10-5
In Gold Uniforms	1-4
In Black Uniforms	1-10
In Grey Uniforms	0-0
In November	3-4
In December	2-4
In January	2-6
In February	3-5
In March	1-0
Home	11-7
Neutral	0-2
Away	1-10
Conferences	
vs. Non-Conference	6-7
Ohio Valley Conference	1-1
Big South Conference	1-0
Pac 12	0-2
ACC	0-1
Big East	0-1
Big South	1-0
Big 12	1-1
Conference USA	0-1
Southland	1-0
Southwestern Athletic	1-0
Vs. SEC	6-12
Lineups	
Lee, LaChance, Evans, Roberson, Obinna	5-4
Lee, LaChance, Fisher-Davis, Toye, Roberson	2-2
Lee, LaChance, Fisher-Davis, Roberson, Obinna	1-2
Lee, LaChance, Toye, Roberson, Baptiste	1-2
Lee, LaChance, Willis, Roberson, Baptiste	1-2
Lee, LaChance, Evans, Roberson, Brown	1-1
Austin, Jr., LaChance, Toye, Roberson, Baptiste	1-0
Austin, Jr., Fisher-Davis, Roberson, LaChance, Baptiste	1-0
Austin, Jr., Evans, Toye, Brown, Obinna	0-1
Lee, LaChance, Evans, Roberson, Baptiste	0-1
Lee, LaChance, Fisher-Davis, Roberson, Baptiste	0-1
Lee, LaChance, Willis, Roberson, Brown	0-1
Lee, LaChance, Evans, Fisher-Davis, Roberson	0-1



LAST TIME OUT

BOX SCORE VS. OLE MISS



Official Basketball Box Score -- Game Totals -- Final Statistics
Vanderbilt vs Ole Miss
 3/3/18 7:31 p.m. at The Pavilion at Ole Miss (Oxford, Miss.)



Vanderbilt 82 • 12-19, 6-12 SEC

#	Player	Total			3-Ptr			Rebounds			PF	TP	A	TO	Blk	Stl	Min
		FG-FGA	FG-FGA	FT-FTA	FG-FGA	FG-FGA	FT-FTA	Off	Def	Tot							
11	ROBERSON, Jeff	r	5-12	2-5	7-8	1	6	7	4	19	4	19	4	2	0	2	40
50	OBINNA, Ejike	c	0-1	0-0	0-0	0	1	1	0	0	0	0	0	1	0	0	6
00	LEE, Saben	g	8-14	0-3	1-2	0	3	3	3	17	2	3	0	1	0	1	35
10	EVANS, Maxwell	g	4-5	2-2	4-4	0	5	5	2	14	3	2	0	1	0	1	20
13	LACHANCE, Riley	g	4-11	3-8	0-1	1	3	4	2	11	5	1	0	1	0	1	29
01	WILLIS, Payton		3-3	1-1	0-0	1	1	2	1	7	2	0	0	0	0	1	17
02	TOYE, Joe		2-4	2-2	0-0	0	2	2	2	6	1	0	0	1	0	1	19
12	BAPTISTE, Djery		1-1	0-0	0-0	1	2	3	4	2	0	2	0	0	0	4	4
15	BROWN, Clevon		2-4	2-3	0-0	0	4	4	3	6	1	0	8	0	0	30	30
Team						0	2	2					2				
Totals			29-55	12-24	12-15	4	29	33	21	82	18	13	8	6	1	200	

FG % 1st Half: 14-26 53.8% 2nd half: 15-29 51.7% Game: 29-55 52.7% Deadball Rebounds 2
 3FG % 1st Half: 7-16 43.8% 2nd half: 5-8 62.5% Game: 12-24 50.0%
 FT % 1st Half: 10-11 90.9% 2nd half: 2-4 50.0% Game: 12-15 80.0%

Ole Miss 69 • 12-19, 5-13 SEC

#	Player	Total			3-Ptr			Rebounds			PF	TP	A	TO	Blk	Stl	Min
		FG-FGA	FG-FGA	FT-FTA	FG-FGA	FG-FGA	FT-FTA	Off	Def	Tot							
02	Hymon, Marcanvis	r	2-4	0-0	2-4	3	1	4	5	6	1	1	1	0	1	14	14
50	Furmanavicius, Justas	f	0-1	0-1	0-0	0	1	1	1	0	0	0	1	0	1	0	12
01	Burnett, Deandre	g	2-9	0-3	2-2	0	1	1	1	6	2	6	0	2	2	25	25
04	Tyree, Breein	g	4-16	1-4	2-2	0	2	2	0	11	6	2	1	0	1	29	29
05	Crawford, Markel	g	3-8	0-0	4-5	1	3	4	2	10	3	0	1	1	1	36	36
00	Shuler, Devontae		0-1	0-1	0-0	0	1	1	2	0	1	0	0	0	0	17	17
03	Davis, Terence		6-10	0-1	3-3	0	5	5	2	15	1	0	1	1	1	30	30
12	Stevens, Bruce		7-9	1-2	2-3	0	4	4	1	17	1	0	1	0	1	26	26
13	Olejniczak, Dominik		2-3	0-0	0-0	0	1	1	2	4	1	0	1	0	1	10	10
24	Below, Lane		0-0	0-0	0-0	0	0	0	0	0	0	0	0	0	0	1	1
Team						5	4	9									
Totals			26-61	2-12	15-19	9	23	32	16	69	16	9	7	4	1	200	

FG % 1st Half: 16-37 43.2% 2nd half: 10-24 41.7% Game: 26-61 42.6% Deadball Rebounds 1
 3FG % 1st Half: 2-6 33.3% 2nd half: 0-6 0.0% Game: 2-12 16.7%
 FT % 1st Half: 10-12 83.3% 2nd half: 5-7 71.4% Game: 15-19 78.9%

Officials: Mike Nance, Peter Juzenas, Gerald Williams
 Technical fouls: Vanderbilt-None. Ole Miss-None.
 Attendance: 6447

Score by periods	1st	2nd	Total
Vanderbilt	45	37	82
Ole Miss	44	25	69

Last FG - VU 2nd-01:53, OM 2nd-04:29.
 Largest lead - VU by 15 2nd-01:53, OM by 7 1st-06:53.
 VU led for 28:30. OM led for 08:20. Game was tied for 03:10.

Points	In Paint	Off T/O	2nd Chance	Fast Break	Bench
VU	34	11	5	2	21
OM	38	15	19	13	36

Score tied - 7 times.
 Lead changed - 7 times.

Team Notes:

- ★ The Commodores won their first game of the season away from Memorial Gym against the Rebels.
- ★ Vanderbilt started guards Saben Lee, Maxwell Evans, and Riley LaChance, forward Jeff Roberson, and center Ejike Obinna. It was the ninth time VU has used that lineup this season (5-4 record).
- ★ Vanderbilt made 10 or more threes for the 15th time this season against Ole Miss (12-24).
- ★ The Commodores converted on 29-55 of their shots from the field (52.7%) and 12-24 from three (50%). Vanderbilt limited Ole Miss to 42.6% from the floor and only 16.7% from three.
- ★ Vanderbilt out rebounded Ole Miss, 33-32.
- ★ The Commodores were 80% (12-15) from the free-throw line, their fifth game shooting 80% or better this season.
- ★ Vanderbilt had 18 assists on 29 made buckets against the Rebels, their highest assist total in SEC play this season.
- ★ The Commodores had eight blocks, all from Clevon Brown, on the night. The eight blocks set a new Pavilion record for blocks by a team and by an individual.

Player Notes:

- ★ Roberson led four players in double figures with 19 points. He also added seven rebounds, four assists, and two steals, and was 7-8 from the free-throw line.
- ★ Lee added 17 points, Evans tied a career high with 14 points, all of which came in the first half, and LaChance added 11 points to go along with five assists.
- ★ Clevon Brown's eight blocks were the most by a Commodore since Luke Kornet had a school-record 10 blocks against Auburn on January 12, 2016.

RECAP

OXFORD, Miss. (AP) - It took Vanderbilt nearly four months to earn its first win away from home this season.

Now that the Commodores have finally broken through, they hope it's the start of something good heading into next week's Southeastern Conference tournament.

Jeff Roberson scored 19 points and Saben Lee added 17 to push Vanderbilt past Mississippi 82-69 on Saturday night. It's the first time in 13 tries that the Commodores have won in a road or neutral-floor game.

"Guys have bought in," said Roberson, who played all 40 minutes. "We just talked about being together on the road. We're all we've got. Guys were celebrating with each other when we were down. Guys were trying to pick each other up and it translated over to the court."

"Guys started hitting shots and things started going our way."

Vanderbilt (12-19, 6-12) shot nearly 53 percent from the field, including 50 percent from 3-point range. Maxwell Evans scored 14 points and Riley LaChance added 11. Clevon Brown had eight blocked shots.

The Commodores led 45-44 at halftime and the game was close throughout most of the second half until Vanderbilt pulled away in the final minutes. Vanderbilt made 12 3-pointers while Ole Miss managed just two from long range.

The game was a battle of mental toughness as much as anything physical. Both teams have struggled through difficult seasons, but it was Vanderbilt who appeared most interested in the outcome on Saturday.

"They've really fought and battled and stayed together," Vanderbilt coach Bryce Drew said. "We've talked about this final stretch, it's about character. Forget the game, it's who you are as a person that's going to come out when adversity hits like this."

Ole Miss (12-19, 5-13) fell to last place in the conference. The Rebels were led by Bruce Stevens, who scored 17 points on 7 of 9 shooting from the field. Terence Davis scored 15, Breein Tyree had 11 and Markel Crawford added 10.

Ole Miss has lost 10 of its past 11 games. The Rebels had the statistical advantage in several areas on Saturday, but the poor defense on Vanderbilt's 3-point shooters negated any of those positives.

"We didn't defend like we needed to," Ole Miss interim coach Tony Madlock said. "They're a good 3-point shooting team. That was the game plan - we couldn't let them get clean looks from three. For them to make 12 in the game is unacceptable."

Official Basketball Box Score -- Game Totals -- Final Statistics
Austin Peay vs Vanderbilt
11/10/17 8:30 p.m. at Nashville, Tenn. (Memorial Gym)



Austin Peay 54 • 0-1

#	Player		Total		3-Ptr		Rebounds			PF	TP	A TO Blk Stl				Min
			FG-FGA	FG-FGA	FT-FTA	Off	Def	Tot	Off			Def	Tot	PF	TP	
03	PORTER-BUNTON, Chri	f	2-6	0-1	0-0	1	3	4	3	4	0	0	0	0	1	27
21	TAYLOR, Terry	f	5-10	2-3	3-5	1	2	3	2	15	3	2	0	0	1	32
24	UGBA, Averyl	f	3-8	0-1	0-0	1	2	3	5	6	0	4	0	0	0	26
01	IVORY, Tre'	g	1-6	0-1	1-4	0	3	3	2	3	3	4	0	3	27	
25	GLOTTA, Zach	g	2-7	1-4	0-0	0	1	1	1	5	4	1	0	0	30	
00	MCCARTHY, Acoydan		2-3	0-0	0-0	0	0	0	0	4	0	1	1	0	6	
02	MARTIN, Deyshawn		1-3	0-2	2-2	1	2	3	1	4	0	0	0	0	10	
04	GUMM, Dayton		2-5	0-1	0-0	1	1	2	0	4	1	0	0	0	5	
10	BERNACER, Ferran		0-0	0-0	0-0	0	0	0	0	0	0	0	0	0	2	
15	CUCAK, Ivan		1-1	0-0	0-0	0	0	0	2	2	0	1	0	0	12	
22	HENDERSON, Richard		1-2	0-0	0-0	2	1	3	0	2	0	0	0	0	5	
23	HARRIS, Steve		2-3	0-0	1-1	0	3	3	4	5	0	2	0	0	18	
Team						2	4	6					2			
Totals			22-54	3-13	7-12	9	22	31	20	54	11	17	1	5	200	

FG % 1st Half: 12-28 42.9% 2nd half: 10-26 38.5% Game: 22-54 40.7% Deadball Rebounds 5
3FG % 1st Half: 3-10 30.0% 2nd half: 0-3 0.0% Game: 3-13 23.1%
FT % 1st Half: 1-2 50.0% 2nd half: 6-10 60.0% Game: 7-12 58.3%

Vanderbilt 73 • 1-0

#	Player		Total		3-Ptr		Rebounds			PF	TP	A TO Blk Stl				Min
			FG-FGA	FG-FGA	FT-FTA	FT-FTA	Off	Def	Tot			Off	Def	Tot		
02	TOYE, Joe	f	4-7	1-1	0-2	1	2	3	0	9	1	3	1	0	24	
11	ROBERSON, Jeff	f	4-11	2-6	3-4	7	3	10	3	13	3	4	0	2	34	
12	BAPTISTE, Djery	c	1-1	0-0	0-0	2	2	4	4	2	1	2	0	2	12	
03	AUSTIN, JR., Larry	g	1-4	0-1	0-2	0	3	3	1	2	2	1	0	0	20	
13	LACHANCE, Riley	g	4-10	3-6	2-2	0	3	3	1	13	2	0	0	0	28	
00	LEE, Saben		2-6	0-2	2-3	0	0	0	0	6	7	3	2	0	20	
01	WILLIS, Payton		2-4	2-4	2-3	0	0	0	0	8	1	0	0	2	13	
10	EVANS, Maxwell		2-4	1-2	0-0	0	2	2	1	5	0	1	0	0	15	
15	BROWN, Clevon		6-11	0-3	1-1	3	2	5	2	13	0	0	3	2	25	
50	OBINNA, Ejike		0-0	0-0	2-2	2	4	6	4	2	0	0	0	0	9	
Team						1	2	3				1				
Totals				26-58	9-25	12-19	16	23	39	16	73	17	15	6	8	200

FG % 1st Half: 15-30 50.0% 2nd half: 11-28 39.3% Game: 26-58 44.8% Deadball Rebounds 1
3FG % 1st Half: 5-10 50.0% 2nd half: 4-15 26.7% Game: 9-25 36.0%
FT % 1st Half: 6-10 60.0% 2nd half: 6-9 66.7% Game: 12-19 63.2%

Officials: Brian Shey, Jason Baker, Gerald Williams
Technical fouls: Austin Peay-None. Vanderbilt-None.
Attendance: 8609

Score by periods				Points				In	Off	2nd	Fast	Bench
1st	2nd	Total		Points	Paint	T/O	Chance	Break	Break	Break	Break	Bench
Austin Peay	28	26	54	28	8	11	6	21				
Vanderbilt	41	32	73	34	18	20	8	34				

Last FG - APSU 2nd-01:24, VU 2nd-02:24.
Largest lead - APSU by 3 1st-19:13, VU by 19 2nd-02:24.
APSU led for 00:53. VU led for 34:08. Game was tied for 04:58.
Score tied - 4 times.
Lead changed - 1 time.

Official Basketball Box Score -- Game Totals -- Final Statistics
Vanderbilt vs Belmont
11/13/17 6:30pm at Nashville, Tenn. (Curb Event Center)



Vanderbilt 60 • 1-1

#	Player	Total		3-Ptr	Rebounds			PF	TP	A	TO	Blk	Stl	Min	
		FG-FGA	FG-FGA	FT-FTA	Off	Def	Tot								
05	FISHER-DAVIS, M.	f	0-6	0-3	6-6	1	3	4	3	6	0	0	0	2	22
11	ROBERSON, Jeff	f	3-7	1-4	6-6	2	10	12	3	13	0	2	0	0	36
12	BAPTISTE, Djery	c	0-2	0-0	1-2	2	2	4	4	1	0	2	1	0	13
03	AUSTIN, JR., Larry	g	1-2	0-0	0-0	0	1	1	0	2	0	0	0	0	10
13	LACHANCE, Riley	g	4-9	1-5	1-2	0	1	1	1	10	2	0	0	0	32
00	LEE, Saben	g	5-9	1-4	8-11	0	8	8	4	19	2	4	0	1	25
01	WILLIS, Payton	g	1-2	1-2	0-1	1	2	3	2	3	0	3	1	0	15
02	TOYE, Joe	g	3-8	0-3	0-2	0	2	2	5	6	1	3	0	0	26
10	EVANS, Maxwell	g	0-1	0-0	0-0	0	0	0	1	0	0	0	0	0	5
15	BROWN, Clevon	g	0-2	0-2	0-1	1	0	1	1	0	0	0	0	0	11
50	OBINNA, Ejike	g	0-0	0-0	0-0	0	0	0	2	0	0	0	0	0	5
Team						2	1	3				1			
Totals			17-48	4-23	22-31	9	30	39	26	60	5	15	2	3	200

FG % 1st Half: 8-22 36.4% 2nd half: 9-26 34.6% Game: 17-48 35.4% Deadball Rebounds 5
3FG % 1st Half: 2-10 20.0% 2nd half: 2-13 15.4% Game: 4-23 17.4%
FT % 1st Half: 9-12 75.0% 2nd half: 13-19 68.4% Game: 22-31 71.0%

Belmont 69 • 1-1

#	Player		Total		3-Ptr		Rebounds			PF	TP	A TO Blk Stl				Min
			FG-FGA	FG-FGA	FT-FTA		Off	Def	Tot							
03	WINDLER, Dylan	f	9-15	1-2	5-6	4	7	11	4	24	1	2	0	2	38	
25	MERCER, Mack	f	1-3	0-2	0-0	0	0	0	4	2	0	1	0	1	10	
32	EGEKEZE, Amanze	f	6-13	3-7	7-8	0	7	7	2	22	0	1	1	0	37	
01	LUKE, Austin	g	1-5	0-3	3-4	0	2	2	3	5	6	4	0	0	29	
11	MCCLAINE, Kevin	g	3-5	0-2	3-6	1	4	5	3	9	0	0	0	1	29	
10	HOLLANDER, Caleb		0-2	0-2	0-0	0	1	1	1	0	0	0	0	0	6	
14	HOPKINS, Nick		2-6	2-6	1-2	0	2	2	4	7	0	0	0	0	21	
21	SAMPSON, Burton		0-0	0-0	0-0	0	1	1	2	0	1	0	0	0	12	
24	BENKERT, Michael		0-2	0-2	0-0	0	1	1	2	0	0	0	0	0	9	
41	HADDEN, Tyler		0-2	0-1	0-0	0	0	0	0	0	0	1	0	0	4	
50	ADENSPERGER, Seth		0-1	0-0	0-0	0	0	0	2	0	0	0	0	0	5	
Team						2	1	3				1				
Totals			22-54	6-27	19-26	7	26	33	27	69	8	10	1	4	200	

FG % 1st Half: 12-29 41.4% 2nd half: 10-25 40.0% Game: 22-54 40.7% Deadball Rebounds 2
3FG % 1st Half: 3-16 18.8% 2nd half: 3-11 27.3% Game: 6-27 22.2%
FT % 1st Half: 5-6 83.3% 2nd half: 14-20 70.0% Game: 19-26 73.1%

Officials: Brett Miles, Jason Baker, Jon Campbell
Technical fouls: Vanderbilt-None. Belmont-None.
Attendance: 5266

Score by periods				Points				In	Off	2nd	Fast	Bench
1st	2nd	Total		Points	Paint	T/O	Chance	Break	Break	Break	Break	Bench
Vanderbilt	27	33	60	20	9	6	0	28				
Belmont	32	37	69	32	12	9	0	7				

Last FG - VU 2nd-00:05, BEL 2nd-02:19.
Largest lead - VU by 5 1st-15:52, BEL by 13 2nd-00:59.
VU led for 03:22. BEL led for 32:17. Game was tied for 03:48.
Score tied - 5 times.
Lead changed - 1 time.

Official Basketball Box Score -- Game Totals -- Final Statistics
UNC Asheville vs Vanderbilt
11/17/17 7 p.m. at Nashville, Tenn. (Memorial Gym)



UNC Asheville 76 • 1-2

#	Player	Total		3-Ptr		Rebounds			PF	TP	A TO Blk Stl				Min
		FG-FGA	FG-FGA	FT-FTA	Off	Def	Total	A			TO	Blk	Stl		
02	WNUK, Alec	f	7-11	2-3	3-4	2	2	4	2	19	1	6	0	2	30
10	VANNATTA, Kevin	g	3-7	1-3	4-4	0	6	6	5	11	4	1	0	0	39
14	THOMAS, Ahmad	g	5-15	0-2	3-4	3	1	4	4	13	1	1	0	4	35
25	TEAGUE, MaCio	g	6-19	3-7	3-3	3	3	6	2	18	4	1	0	0	39
33	RACKLEY, Drew	g	1-5	1-2	0-0	0	5	5	1	3	0	2	0	2	22
00	GILMORE, Donovan	g	0-1	0-0	0-0	0	0	0	0	0	0	0	0	0	1
01	BAEHRE, Jonathan	g	2-2	1-1	0-0	0	2	2	2	5	2	1	2	0	14
12	MILLER, Raekwon	g	3-4	1-2	0-0	2	3	5	2	7	0	1	0	0	20
Team						2	2	4				1			
Totals			27-64	9-20	13-15	12	24	36	18	76	12	14	2	8	200

FG % 1st Half: 13-27 48.1% 2nd half: 14-37 37.8% Game: 27-64 42.2% Deadball Rebounds 2
3FG % 1st Half: 4-11 36.4% 2nd half: 5-9 55.6% Game: 9-20 45.0%
FT % 1st Half: 7-8 87.5% 2nd half: 6-7 85.7% Game: 13-15 86.7%

Vanderbilt 79 • 2-1

#	Player		Total		3-Ptr		Rebounds			PF	TP	A TO Blk Stl				Min
			FG-FGA	FG-FGA	FT-FTA	Off	Def	Tot	A			TO	Blk	Stl		
11	ROBERSON, Jeff	f	4-10	1-3	8-8	0	11	12	2	17	0	0	2	2	37	
50	OBINNA, Ejike	c	0-0	0-0	1-2	0	1	1	1	1	0	2	0	0	4	
00	LEE, Saben	g	3-9	0-1	2-2	1	0	1	2	8	5	3	0	0	22	
05	FISHER-DAVIS, M.	g	5-13	2-8	5-5	0	4	4	2	17	1	2	0	1	33	
13	LACHANCE, Riley	g	6-10	4-7	1-2	0	2	2	0	17	4	2	0	1	32	
01	WILLIS, Payton		0-0	0-0	0-0	0	0	0	0	0	0	1	0	0	2	
02	TOYE, Joe		1-2	0-0	0-2	0	0	0	0	2	0	1	0	0	15	
03	AUSTIN, JR., Larry		0-2	0-0	2-4	0	1	1	1	2	2	0	0	0	18	
10	EVANS, Maxwell		0-0	0-0	0-0	0	0	0	1	0	2	0	0	0	5	
12	BAPTISTE, Djery		5-6	0-0	3-4	3	5	8	4	13	1	2	1	0	25	
15	BROWN, Clevon		1-1	0-0	0-0	0	0	0	2	2	0	1	2	0	7	
	Team					2	1	3								
Totals			25-53	7-19	22-29	7	25	32	15	79	15	14	5	5	200	

Official Basketball Box Score -- Game Totals -- Final Statistics
Virginia vs Vanderbilt
11/23/17 4:00 pm at Barclays Center (Brooklyn, N.Y.)



Virginia 68 • 5-0

#	Player	Total		3-Ptr		Rebounds			PF	TP	A	TO	Blk	Stl	Min
		FG-FGA	FG-FGA	FT-FTA	FT-FTA	Off	Def	Tot							
21	WILKINS, Isalah	f	4-6	0-0	0-0	1	2	3	2	8	3	0	4	1	25
33	SALT, Jack	c	1-2	0-0	0-0	3	6	9	2	2	0	0	1	0	21
00	HALL, Devon	g	1-4	1-1	0-0	0	5	5	3	3	0	0	0	0	19
05	GUY, Kyle	g	7-16	4-7	0-0	1	3	4	1	18	3	2	0	0	26
11	JEROME, Ty	g	5-9	4-7	0-0	0	1	1	0	14	5	0	0	1	25
02	BARTLEY, Justice	g	0-0	0-0	0-0	0	0	0	0	0	0	0	0	0	2
02	GROSS JR, Trevon	g	0-0	0-0	0-0	0	0	0	0	0	0	0	0	0	2
12	HUNTER, DeAndre	g	1-6	0-2	2-2	0	2	2	4	4	2	3	2	0	16
23	JOHNSON, Nigel	g	2-7	1-3	0-1	0	5	5	1	5	4	1	0	1	23
24	ANTHONY, Marco	g	0-1	0-0	0-0	0	1	1	0	0	1	0	0	0	7
25	DIAKITE, Mamadi	g	5-7	0-0	2-3	0	5	5	3	12	0	0	1	0	25
30	HUFF, Jay	g	0-1	0-1	0-0	0	1	1	1	0	1	0	0	0	7
45	KATSTRA, Austin	g	1-1	0-0	0-0	0	1	1	0	2	0	0	0	0	2
Team						2	3	5							
Totals			27-60	10-21	4-6	7	35	42	17	68	21	7	8	3	200

FG % 1st Half: 17-32 53.1% 2nd half: 10-28 35.7% Game: 27-60 45.0%
3FG % 1st Half: 7-12 58.3% 2nd half: 3-9 33.3% Game: 10-21 47.6%
FT % 1st Half: 2-3 66.7% 2nd half: 2-3 66.7% Game: 4-6 66.7%

Deadball Rebounds 0

Vanderbilt 42 • 2-3

#	Player	Total		3-Ptr		Rebounds			PF	TP	A	TO	Blk	Stl	Min
		FG-FGA	FG-FGA	FT-FTA	FT-FTA	Off	Def	Tot							
05	FISHER-DAVIS, M.	f	3-9	2-4	3-6	1	2	3	4	11	1	0	0	0	24
11	ROBERSON, Jeff	f	1-7	0-4	4-4	0	3	3	0	6	1	2	0	0	24
50	OBINNA, Ejike	c	1-4	0-0	3-3	1	6	7	2	5	0	1	0	0	20
00	LEE, Saben	g	0-7	0-2	0-0	1	0	1	0	0	0	1	1	1	20
13	LACHANCE, Riley	g	0-3	0-1	0-0	0	1	1	1	0	0	0	0	0	22
01	WILLIS, Payton	g	0-2	0-2	0-0	0	1	1	1	0	1	1	0	0	12
02	TOYE, Joe	g	1-6	0-1	0-0	0	2	2	0	2	1	0	0	1	12
03	AUSTIN, JR., Larry	g	2-6	0-0	1-2	2	3	5	2	5	0	1	0	1	21
10	EVANS, Maxwell	g	2-4	1-2	0-0	1	3	4	1	5	2	2	0	1	13
12	BAPTISTE, Djery	g	1-1	0-0	3-4	1	5	6	1	5	0	0	1	0	20
15	BROWN, Clevon	g	1-3	1-2	0-0	0	2	2	1	3	1	0	0	0	12
Team						1	0	1							
Totals			12-52	4-18	14-19	8	28	36	13	42	7	9	2	4	200

FG % 1st Half: 6-23 26.1% 2nd half: 6-29 20.7% Game: 12-52 23.1%
3FG % 1st Half: 2-6 33.3% 2nd half: 2-12 16.7% Game: 4-18 22.2%
FT % 1st Half: 3-5 60.0% 2nd half: 11-14 78.6% Game: 14-19 73.7%

Deadball Rebounds 2

Officials: Ed Corbett, Don Daily, Nate Farrell
Technical fouls: Virginia-None. Vanderbilt-None.
Attendance: 8027

Score by periods	1st	2nd	Total	Points	In Paint	Off T/O	2nd Chance	Fast Break	Bench
Virginia	43	25	68	VA	18	10	7	6	23
Vanderbilt	17	25	42	VU	12	6	2	4	20

Last FG - VA 2nd-00:42, VU 2nd-01:08.
Largest lead - VA by 39-2nd-08:47, VU None.
VA led for 39:13. VU led for 00:00. Game was tied for 00:47.

Score tied - 0 times.
Lead changed - 0 times.

Official Basketball Box Score -- Game Totals -- Final Statistics
Vanderbilt vs Seton Hall
11/24/17 10:00 PM at Barclays Center - Brooklyn, N.Y.



Vanderbilt 59 • 2-4

#	Player	Total		3-Ptr		Rebounds			PF	TP	A	TO	Blk	Stl	Min
		FG-FGA	FG-FGA	FT-FTA	FT-FTA	Off	Def	Tot							
15	BROWN, Clevon	f	1-3	0-2	0-0	0	0	0	1	2	0	1	1	0	11
50	OBINNA, Ejike	f	3-3	0-0	3-5	2	3	5	4	9	0	0	1	0	20
02	TOYE, Joe	g	2-3	0-1	2-2	1	2	3	2	6	0	3	0	0	13
03	AUSTIN, JR., Larry	g	0-3	0-1	0-0	0	1	1	3	0	2	3	0	0	16
10	EVANS, Maxwell	g	1-5	0-2	0-0	0	2	2	0	2	0	0	0	0	16
00	LEE, Saben	g	3-10	1-2	1-1	1	0	1	2	8	4	0	0	0	26
05	FISHER-DAVIS, M.	g	2-9	0-5	0-0	2	6	8	3	4	0	1	0	2	24
11	ROBERSON, Jeff	g	5-10	2-5	8-8	2	11	13	3	20	0	3	0	0	31
12	BAPTISTE, Djery	g	0-1	0-0	2-2	0	2	2	5	2	0	2	0	0	15
13	LACHANCE, Riley	g	2-9	2-6	0-0	1	1	2	1	6	1	1	0	0	28
Team						2	0	2							
Totals			19-56	5-24	16-18	11	28	39	24	59	7	16	2	2	200

FG % 1st Half: 13-27 48.1% 2nd half: 6-29 20.7% Game: 19-56 33.9%
3FG % 1st Half: 5-12 41.7% 2nd half: 0-12 0.0% Game: 5-24 20.8%
FT % 1st Half: 1-3 33.3% 2nd half: 15-15 100.0% Game: 16-18 88.9%

Deadball Rebounds 1,2

Seton Hall 72 • 5-1

#	Player	Total		3-Ptr		Rebounds			PF	TP	A	TO	Blk	Stl	Min
		FG-FGA	FG-FGA	FT-FTA	FT-FTA	Off	Def	Tot							
14	SANOGO, Ismael	f	1-3	0-1	2-2	1	7	8	3	4	1	0	4	1	26
31	DELGAO, Angel	c	5-9	0-0	5-9	0	8	8	3	15	1	3	0	1	29
00	CARRINGTON, Khadeen	g	0-5	0-1	0-3	0	3	3	0	1	3	1	0	0	30
13	POWELL, Myles	g	4-10	1-7	2-2	0	2	2	1	11	1	1	0	1	29
20	RODRIGUEZ, Desi	g	12-21	1-6	2-6	2	3	5	3	27	0	0	0	0	32
01	NZEI, Michael	g	3-4	0-0	2-2	3	1	4	1	8	0	2	0	0	13
04	GORDON, Eron	g	0-0	0-0	0-0	0	1	1	1	0	4	0	0	1	11
21	REYNOLDS, Shavar	g	1-1	1-1	0-0	0	0	0	1	3	0	0	0	0	0+
22	CALE, Myles	g	0-3	0-1	0-0	0	0	0	0	0	0	0	0	0	18
23	MAMUKELASHVILI, S.	g	1-1	1-1	0-0	1	0	1	3	3	0	1	1	0	12
25	FLORY, Philip	g	0-1	0-0	0-0	0	0	0	0	0	0	0	0	0	0+
Team						1	0	1							
Totals			27-58	4-18	14-24	8	25	33	16	72	10	9	5	4	200

FG % 1st Half: 13-28 46.4% 2nd half: 14-30 46.7% Game: 27-58 46.6%
3FG % 1st Half: 1-9 11.1% 2nd half: 3-9 33.3% Game: 4-18 22.2%
FT % 1st Half: 4-6 66.7% 2nd half: 10-18 55.6% Game: 14-24 58.3%

Deadball Rebounds 3,2

Officials: Don Daily, Earl Walton, Nate Farrell
Technical fouls: Vanderbilt-None. Seton Hall-None.
Attendance: 3952
2017 NIT Season Tip-Off - Third-Place Game

Score by periods	1st	2nd	Total	Points	In Paint	Off T/O	2nd Chance	Fast Break	Bench
Vanderbilt	32	27	59	VU	31	41	72		
Seton Hall	31	41	72	HALL	36	17	13	6	14

Last FG - VU 2nd-00:42, HALL 2nd-00:01.
Largest lead - VU by 5 1st-04:27, HALL by 17 2nd-03:30.
VU led for 05:29. HALL led for 32:30. Game was tied for 01:33.

Score tied - 2 times.
Lead changed - 2 times.

Official Basketball Box Score -- Game Totals -- Final Statistics
Radford vs Vanderbilt
11/28/17 7 p.m. at Nashville, Tenn. (Memorial Gym)



Radford 62 • 3-3

#	Player	Total		3-Ptr		Rebounds			PF	TP	A	TO	Blk	Stl	Min
		FG-FGA	FG-FGA	FT-FTA	FT-FTA	Off	Def	Tot							
24	POLITE JR, Ed	f	7-14	1-2	1-2	4	8	12	1	16	2	2	1	0	35
32	PHILLIPS, Randy	c	0-2	0-0	0-0	2	1	3	3	0	1	2	0	0	11
03	BRADFORD, Christian	g	3-5	2-2	0-0	0	3	3	2	8	0	0	0	0	20
05	HICKS, Donald	g	2-7	2-4	0-0	0	3	3	1	6	0	1	0	1	31
14	COUSIN, Justin	g	0-4	0-3	0-0	0	0	0	2	0	0	0	0	0	14
01	JONES, Carluk	g	1-5	0-2	0-0	0	2	2	2	2	1	1	0	0	22
02	OWENS, Tristan	g	0-0	0-0	0-0	0	0	0	0	0	0	0	0	0	0+
10	TANNER, Caleb	g	2-4	2-4	2-3	1	1	2	3	8	0	0	0	0	16
11	FIELDS JR, Travis	g	0-2	0-2	0-0	0	1	1	3	0	6	1	0	0	18
13	BUTTS IV, Leroy	g	1-3	0-0	0-0	1	1	2	2	2	0	0	0	0	5
15	HOLLAND, Devonnte	g	5-9	0-0	1-2	1	1	2	5	11	0	2	0	0	17
45	BOLSTAD, Darius	g	3-6	0-0	3-4	1	3	4	1	9	0	0	0	0	11
Team						0	0	0							
Totals			24-61	7-19	7-11	10	24	34	25	62	10	9	1	1	200

FG % 1st Half: 13-29 44.8% 2nd half: 11-32 34.4% Game: 24-61 39.3%
3FG % 1st Half: 3-9 33.3% 2nd half: 4-10 40.0% Game: 7-19 36.8%
FT % 1st Half: 4-6 66.7% 2nd half: 3-5 60.0% Game: 7-11 63.6%

Deadball Rebounds 4

Vanderbilt 74 • 3-4

#	Player	Total		3-Ptr		Rebounds			PF	TP	A
---	--------	-------	--	-------	--	----------	--	--	----	----	---



Official Basketball Box Score -- Game Totals -- Final Statistics
Middle Tennessee vs Vanderbilt
12/06/17 7 p.m. at Nashville, Tenn. (Memorial Gym)



Middle Tennessee 66 • 6-1

#	Player	Total		3-Ptr		Rebounds			PF	TP	A TO Blk Stl			Min
		FG-FGA	FG-FGA	FT-FTA	FT-FTA	Off Def Tot	Off Def Tot	Off Def Tot			A TO Blk Stl	A TO Blk Stl	A TO Blk Stl	
01	WALTERS, Brandon	f	7-10	0-0	2-5	5 0 5	4 16	1 1 1 0	26					
05	KING, Nick	f	7-18	0-2	9-11	1 5 6	3 23	4 0 0 0	34					
11	SIMPSON, Edward	g	1-3	1-3	0-0	1 5 6	1 3	0 1 0 0	31					
20	POTTS, Giddy	g	5-16	2-7	4-6	1 3 4	3 16	5 1 0 1	40					
21	SIMMONS, David	g	2-4	0-1	0-0	1 4 5	4 4	2 1 0 1	30					
00	DIXON, Tyrik		0-0	0-0	0-0	0 1 1	1 0	0 0 0 0	6					
03	SIMS, Donovan		0-0	0-0	0-0	0 2 2	0 0	1 0 0 0	6					
04	HAWTHORNE, James		0-0	0-0	0-0	1 1 2	0 0	0 0 0 0	9					
12	SHELTON-SZMIDT, Th.		0-1	0-0	0-0	0 1 1	0 0	0 1 0 1	4					
25	GAMBLE, Karl		2-4	0-1	0-1	2 2 4	2 4	0 0 0 0	14					
	Team					2 1 3		4						
	Totals		24-56	3-14	15-23	14 25 39	18 66	13 9 1 3	200					

FG % 1st Half: 12-33 36.4% 2nd half: 12-23 52.2% Game: 24-56 42.9%
3FG % 1st Half: 0-6 0.0% 2nd half: 3-8 37.5% Game: 3-14 21.4%
FT % 1st Half: 4-8 50.0% 2nd half: 11-15 73.3% Game: 15-23 65.2%

Vanderbilt 63 • 3-6

#	Player	Total		3-Ptr		Rebounds			PF	TP	A TO Blk Stl			Min
		FG-FGA	FG-FGA	FT-FTA	FT-FTA	Off Def Tot	Off Def Tot	Off Def Tot			A TO Blk Stl	A TO Blk Stl	A TO Blk Stl	
02	TOYE, Joe	f	0-6	0-3	0-0	1 1 2	2 0	1 1 1 0	19					
11	ROBERSON, Jeff	f	2-6	1-2	8-8	2 2 4	2 13	0 2 0 1	32					
12	BAPTISTE, Djery	c	2-7	0-0	0-0	2 4 6	2 4	1 0 3 0	22					
00	LEE, Saben	g	2-6	0-2	1-2	0 0 0	2 5	3 1 0 1	26					
13	LACHANCE, Riley	g	3-10	0-6	3-3	2 3 5	3 9	5 1 0 0	36					
01	WILLIS, Payton		3-6	2-5	1-2	1 4 5	1 9	0 0 0 0	17					
05	FISHER-DAVIS, M.		5-9	5-8	2-3	0 7 7	2 17	0 1 1 0	33					
15	BROWN, Clevon		3-4	0-1	0-1	3 1 4	3 6	1 0 0 1	13					
50	OBINNA, Ejike		0-0	0-0	0-0	0 0 0	2 0	0 1 0 0	2					
	Team					0 0 0		2						
	Totals		20-54	8-27	15-19	11 22 33	19 63	11 9 5 3	200					

FG % 1st Half: 11-23 47.8% 2nd half: 9-31 29.0% Game: 20-54 37.0%
3FG % 1st Half: 3-10 30.0% 2nd half: 5-17 29.4% Game: 8-27 29.6%
FT % 1st Half: 7-9 77.8% 2nd half: 8-10 80.0% Game: 15-19 78.9%

Officials: Terry Oglesby, Byron Jarrett, Tim Gattis
Technical fouls: Middle Tennessee-None. Vanderbilt-None.
Attendance: 8739

Score by periods	1st	2nd	Total		In	Off	2nd	Fast	
Middle Tennessee	28	38	66	Points	Paint	T/O	Chance	Break	Bench
Vanderbilt	32	31	63	MT	36	10	14	0	4
				VU	22	10	14	0	32

Last FG - MT 2nd-01:15, VU 2nd-02:13.
Largest lead - MT by 7 1st-13:43, VU by 7 1st-03:19.
MT led for 12:03. VU led for 23:30. Game was tied for 04:17.
Score tied - 6 times.
Lead changed - 9 times.



Official Basketball Box Score -- Game Totals -- Final Statistics
Vanderbilt vs Arizona State
12-17-17 Noon MT at Ned Wulk Court/Wells Fargo Arena-Tempe



Vanderbilt 64 • 3-7

#	Player	Total		3-Ptr		Rebounds			PF	TP	A TO Blk Stl			Min
		FG-FGA	FG-FGA	FT-FTA	FT-FTA	Off Def Tot	Off Def Tot	Off Def Tot			A TO Blk Stl	A TO Blk Stl	A TO Blk Stl	
02	TOYE, Joe	f	6-18	2-11	0-0	2 0 2	3 14	1 3 1 0	33					
11	ROBERSON, Jeff	f	1-7	0-2	5-5	2 5 7	4 7	0 2 0 0	32					
00	LEE, Saben	g	9-14	1-4	5-9	2 3 5	3 24	6 2 0 4	38					
05	FISHER-DAVIS, M.	g	1-10	0-8	0-0	2 6 8	3 2	3 2 1 3	33					
13	LACHANCE, Riley	g	1-8	1-4	0-0	0 3 3	3 3	0 0 0 0	27					
01	WILLIS, Payton		1-2	0-0	1-1	0 0 0	2 3	0 1 0 0	11					
03	AUSTIN, JR., Larry		2-3	0-0	2-2	1 0 1	2 6	0 0 0 0	13					
10	EVANS, Maxwell		0-2	0-2	0-0	0 1 1	0 0	0 0 0 0	4					
15	BROWN, Clevon		2-4	0-0	1-2	1 1 2	2 5	0 1 0 0	9					
	Team					6 2 8	1	4						
	Totals		23-68	4-31	14-19	16 21 37	23 64	10 15 2 7	200					

FG % 1st Half: 11-32 34.4% 2nd half: 12-36 33.3% Game: 23-68 33.8%
3FG % 1st Half: 3-14 21.4% 2nd half: 1-7 5.9% Game: 4-31 12.9%
FT % 1st Half: 4-6 66.7% 2nd half: 10-13 76.9% Game: 14-19 73.7%

Arizona State 76 • 10-0

#	Player	Total		3-Ptr		Rebounds			PF	TP	A TO Blk Stl			Min
		FG-FGA	FG-FGA	FT-FTA	FT-FTA	Off Def Tot	Off Def Tot	Off Def Tot			A TO Blk Stl	A TO Blk Stl	A TO Blk Stl	
10	Shibel, Vitaliy	f	1-3	0-2	1-2	0 3 3	3 3	0 1 1 0	19					
23	White, Romello	f	6-8	0-0	0-2	8 1 9	5 12	1 5 2 0	18					
00	Holder, Tra	g	6-15	2-6	11-11	1 4 5	1 25	2 4 0 2	37					
11	Evans II, Shannon	g	4-12	2-9	5-6	0 5 5	2 15	2 0 0 0	34					
44	Justice, Kodi	g	2-7	1-5	2-2	0 4 4	1 7	0 1 0 0	34					
01	Martin, Remy		3-8	0-1	0-0	1 2 3	3 6	0 3 1 0	26					
03	Mitchell, Mickey		3-4	0-0	2-5	4 9 13	4 8	2 1 0 2	23					
22	Witherill, Austin		0-0	0-0	0-0	0 0 0	0 0	0 0 0 0	1					
24	Salzman, Jordan		0-0	0-0	0-0	0 0 0	0 0	0 0 0 0	1					
25	Fogerty, Grant		0-0	0-0	0-0	0 0 0	0 0	0 0 0 0	1					
35	Lake, De'Quon		0-0	0-0	0-0	0 0 0	1 0	0 2 1 0	6					
	Team					1 4 5								
	Totals		25-57	5-23	21-28	15 32 47	20 76	7 17 5 4	200					

FG % 1st Half: 11-30 36.7% 2nd half: 14-27 51.9% Game: 25-57 43.9%
3FG % 1st Half: 2-11 18.2% 2nd half: 3-12 25.0% Game: 5-23 21.7%
FT % 1st Half: 6-10 60.0% 2nd half: 15-18 83.3% Game: 21-28 75.0%

Officials: Tony Padilla, David Hall, Michael Greenstein
Technical fouls: Vanderbilt-TEAM. Arizona State-Martin, Remy.
Attendance: 10797

ASU enters game ranked fifth in the AP poll.
9-0 record entering is tied for best start in ASU history.

Score by periods	1st	2nd	Total		In	Off	2nd	Fast	
Vanderbilt	29	35	64	Points	Paint	T/O	Chance	Break	Bench
Arizona State	30	46	76	VU	36	18	10	9	14
				ASU	40	18	10	13	14

Last FG - VU 2nd-00:13, ASU 2nd-02:32.
Largest lead - VU by 13 1st-15:03, ASU by 20 2nd-13:30.
VU led for 19:34. ASU led for 20:03. Game was tied for 00:23.
Score tied - 0 times.
Lead changed - 1 time.



Official Basketball Box Score -- Game Totals -- Final Statistics
Houston Baptist vs Vanderbilt
12/20/17 6 p.m. at Nashville, Tenn. (Memorial Gym)



Houston Baptist 48 • 4-9

#	Player	Total		3-Ptr		Rebounds			PF	TP	A TO Blk Stl			Min
		FG-FGA	FG-FGA	FT-FTA	FT-FTA	Off Def Tot	Off Def Tot	Off Def Tot			A TO Blk Stl	A TO Blk Stl	A TO Blk Stl	
05	CARAHER, David	f	3-12	0-2	1-2	3 3 6	1 7	2 3 0 0	24					
15	HARDT, Edward	c	0-1	0-0	2-2	0 1 1	0 2	0 1 0 0	10					
00	DUBOSE, Ian	g	6-10	1-2	7-13	3 1 4	4 20	1 1 0 0	32					
21	GATES, JR., Will	g	0-3	0-1	0-0	1 1 2	1 0	0 0 0 0	19					
30	BONDS, Braxton	g	2-8	0-2	0-1	2 2 4	3 4	0 2 0 3	33					
04	MCKENZIE, Philip		2-4	0-0	1-4	4 5 9	0 5	0 1 0 0	17					
04	O'SUJJI, Stephen		0-1	0-0	0-0	0 1 1	0 0	0 0 0 0	3					
11	EMILI, Chukeka		1-2	0-0	0-0	0 3 3	4 2	0 1 1 1	18					
12	MYLES, Tim		0-3	0-0	0-0	1 0 1	2 0	1 2 2 1	12					
22	GATES, Jalón		2-11	0-7	4-4	0 1 1	2 8	0 1 0 0	12					
23	LYNCH-DANIELS, O.		0-6	0-4	0-0	0 2 2	1 0	1 1 0 1	20					
	Team					2 2 4		1						
	Totals		16-61	1-18	15-26	16 22 38	18 48	5 14 3 6	200					

FG % 1st Half: 6-28 21.4% 2nd half: 10-33 30.3% Game: 16-61 26.2%
3FG % 1st Half: 0-7 0.0% 2nd half: 1-11 9.1% Game: 1-18 5.6%
FT % 1st Half: 5-9 55.6% 2nd half: 10-17 58.8% Game: 15-26 57.7%

Vanderbilt 81 • 4-7

#	Player	Total		3-Ptr		Rebounds			PF	TP	A TO Blk Stl			Min
		FG-FGA	FG-FGA	FT-FTA	FT-FTA	Off Def Tot	Off Def Tot	Off Def Tot			A TO Blk Stl	A TO Blk Stl	A TO Blk Stl	
02	TOYE, Joe	f	2-8	0-3	3-4	0 3 3	1 7	2 0 2 1	23					
11	ROBERSON, Jeff	f	4-8	1-4	8-8	3 7 10	3 17	0 2 0 0	27					
00	LEE, Saben	g	1-6	0-2	1-1	1 3 4	3 3	5 3 1 1	20					

Official Basketball Box Score -- Game Totals -- Final Statistics
Vanderbilt vs Florida
12/30/17 4 p.m. at Exactech Arena - Gainesville, Fla.



Vanderbilt 74 • 5-8, 0-1 SEC

#	Player	Total		3-Ptr	Rebounds			PF	TP	A TO Blk Stl				Min
		FG-FGA	FG-FGA		Off	Def	Tot			A	TO	Blk	Stl	
02	TOYE, Joe	f	0-5	0-3	0-0	0	1	1	5	0	1	1	0	21
11	ROBERSON, Jeff	f	7-14	3-7	1-3	4	3	7	4	18	1	1	0	34
00	LEE, Saben	g	4-9	0-2	5-5	0	3	3	13	3	2	0	0	24
05	FISHER-DAVIS, M.	g	7-17	3-9	0-0	1	3	4	2	17	1	0	1	33
13	LACHANCE, Riley	g	3-5	2-4	3-3	0	4	4	4	11	3	2	0	26
01	WILLIS, Payton		3-6	3-4	1-2	1	1	2	4	10	4	0	0	28
03	AUSTIN, JR., Larry		0-1	0-0	0-0	0	0	0	0	1	1	0	0	7
10	EVANS, Maxwell		0-2	0-1	0-0	0	2	0	0	0	1	0	0	5
12	BAPTISTE, Djery		0-0	0-0	0-0	0	2	2	2	0	0	1	2	7
15	BROWN, Clevon		2-3	1-1	0-1	2	4	6	0	5	0	0	0	15
	Team					4	1	5						
Totals			26-62	12-31	10-14	12	24	36	24	74	14	9	3	1200

FG % 1st Half: 7-25 28.0% 2nd half: 19-37 51.4% Game: 26-62 41.9% Deadball Rebounds 0
3FG % 1st Half: 5-12 41.7% 2nd half: 7-19 36.8% Game: 12-31 38.7%
FT % 1st Half: 1-1 100.0 2nd half: 9-13 69.2% Game: 10-14 71.4%

Florida 81 • 9-4, 1-0 SEC

#	Player	Total		3-Ptr	Rebounds			PF	TP	A TO Blk Stl				Min
		FG-FGA	FG-FGA		Off	Def	Tot			A	TO	Blk	Stl	
25	Stone, Keith	f	2-9	0-1	2-2	3	3	6	4	6	1	1	3	28
13	Hayes, Kevarrus	c	2-2	0-0	3-4	1	4	5	4	7	2	1	4	24
04	Koulechov, Egor	g	5-13	2-4	10-10	0	8	8	0	22	0	1	0	34
05	Allen, KeVaughn	g	4-6	2-3	6-6	0	3	3	2	16	1	0	2	38
11	Chiozza, Chris	g	7-15	1-4	2-2	0	4	4	3	17	3	1	0	36
02	Okauru, Mike		0-3	0-2	0-0	0	2	2	1	0	0	0	0	6
03	Hudson, Jalen		2-5	2-4	2-4	0	2	2	0	8	0	0	1	14
21	Bassett, Dontay		0-0	0-0	0-0	1	0	1	0	0	0	0	1	4
24	Ballard, Deaundrea		1-1	1-1	2-2	2	1	3	1	5	0	1	0	16
	Team					1	1	2						
Totals			23-54	8-19	27-30	8	28	36	15	81	7	5	10	200

FG % 1st Half: 14-31 45.2% 2nd half: 9-23 39.1% Game: 23-54 42.6% Deadball Rebounds 2
3FG % 1st Half: 7-15 46.7% 2nd half: 1-4 25.0% Game: 8-19 42.1%
FT % 1st Half: 5-5 100.0 2nd half: 22-25 88.0% Game: 27-30 90.0%

Officials: Tony Greene, Tony Henderson, Vladimir Voyard-Tadal
Technical fouls: Vanderbilt-None. Florida-None.
Attendance: 10274
VU#2 J. Toye fouls out at 7:35(2)

Score by periods				Points VU UF	In Paint 24 26	Off T/O 3 16	2nd Chance 7 6	Fast Break 15 5	Bench 15 13
1st	2nd	Total							
Vanderbilt	20	54	74						
Florida	40	41	81						

Last FG - VU 2nd-00:09, UF 2nd-00:43.
Largest lead - VU None, UF by 20 1st-00:04.
VU led for 00:00. UF led for 38:49. Game was tied for 01:11.

Score tied - 0 times.
Lead changed - 0 times.

Official Basketball Box Score -- Game Totals -- Final Statistics
Alabama vs Vanderbilt
01/02/18 6 p.m. at Nashville, Tenn. (Memorial Gym)



Alabama 75 • 9-5, 1-1 SEC

#	Player	Total		3-Ptr	Rebounds			PF	TP	A TO Blk Stl				Min
		FG-FGA	FG-FGA		Off	Def	Tot			A	TO	Blk	Stl	
00	Hall, Donta	f	6-6	0-0	2-3	1	5	6	3	14	0	2	2	27
25	Key, Braxton	f	3-8	1-2	2-2	1	5	6	2	9	3	1	1	33
02	Sexton, Collin	g	8-14	1-2	7-7	0	3	3	4	24	5	2	0	30
12	Ingram, Dazon	g	2-4	0-1	5-6	0	6	6	1	9	2	2	3	29
23	Petty, John	g	1-6	0-3	0-0	0	1	1	0	2	1	1	0	28
04	Giddens, Daniel		1-2	0-0	3-4	0	1	1	4	5	1	0	0	12
05	Johnson Jr, Avery		2-4	2-3	0-0	0	2	2	1	6	0	1	0	19
10	Jones, Herbert		3-8	0-0	0-0	2	1	3	2	6	1	1	2	21
30	Smith, Galin		0-0	0-0	0-0	0	0	0	0	0	0	0	0	1
	Team					0	3	3						
Totals			26-52	4-11	19-22	4	27	31	17	75	13	10	8	100

FG % 1st Half: 11-26 42.3% 2nd half: 15-26 57.7% Game: 26-52 50.0% Deadball Rebounds 1
3FG % 1st Half: 3-8 37.5% 2nd half: 1-3 33.3% Game: 4-11 36.4%
FT % 1st Half: 8-9 88.9% 2nd half: 11-13 84.6% Game: 19-22 86.4%

Vanderbilt 76 • 6-8, 1-1 SEC

#	Player	Total		3-Ptr	Rebounds			PF	TP	A TO Blk Stl				Min
		FG-FGA	FG-FGA		Off	Def	Tot			A	TO	Blk	Stl	
11	ROBERSON, Jeff	f	5-11	2-2	5-6	0	5	5	3	17	2	2	0	34
15	BROWN, Clevon	f	1-5	0-3	1-2	3	2	5	2	3	1	1	2	16
00	LEE, Saben	g	7-14	2-4	7-9	1	0	1	1	23	2	3	0	27
10	EVANS, Maxwell	g	2-7	1-6	4-5	0	1	1	1	9	1	2	0	24
13	LACHANCE, Riley	g	3-5	2-3	2-2	0	2	2	2	10	5	3	0	30
01	WILLIS, Payton		0-3	0-3	0-0	0	1	1	1	0	1	0	0	10
02	TOYE, Joe		0-1	0-0	1-2	0	1	1	1	1	0	0	0	6
05	FISHER-DAVIS, M.		4-7	3-4	0-0	2	3	5	3	11	0	1	0	29
12	BAPTISTE, Djery		1-1	0-0	0-0	0	7	7	1	2	0	0	3	24
	Team					3	2	5						
Totals			23-54	10-25	20-26	9	24	33	15	76	12	12	5	200

FG % 1st Half: 12-30 40.0% 2nd half: 11-24 45.8% Game: 23-54 42.6% Deadball Rebounds 1
3FG % 1st Half: 8-16 50.0% 2nd half: 2-9 22.2% Game: 10-25 40.0%
FT % 1st Half: 11-13 84.6% 2nd half: 9-13 69.2% Game: 20-26 76.9%

Officials: Doug Shows, Byron Jarrett, Owen Shortt
Technical fouls: Alabama-None. Vanderbilt-None.
Attendance: 9519

Score by periods				Points UA VU	In Paint 42 20	Off T/O 14 16	2nd Chance 2 8	Fast Break 17 4	Bench 17 14
1st	2nd	Total							
Alabama	33	42	75						
Vanderbilt	43	33	76						

Last FG - UA 2nd-00:06, VU 2nd-00:18.
Largest lead - UA by 4 1st-18:11, VU by 15 2nd-19:16.
UA led for 04:42. VU led for 33:57. Game was tied for 01:21.

Score tied - 3 times.
Lead changed - 3 times.

Official Basketball Box Score -- Game Totals -- Final Statistics
Vanderbilt vs South Carolina
1/6/18 6:45 p.m. ET at Columbia, S.C. (Colonial Life Arena)



Vanderbilt 60 • 6-9, 1-2 SEC

#	Player	Total		3-Ptr	Rebounds			PF	TP	A TO Blk Stl				Min
		FG-FGA	FG-FGA		Off	Def	Tot			A	TO	Blk	Stl	
11	ROBERSON, Jeff	f	2-6	1-5	4-6	2	7	9	4	9	3	3	0	33
15	BROWN, Clevon	f	0-3	0-2	0-1	0	2	2	4	0	0	1	0	12
00	LEE, Saben	g	6-11	3-5	2-4	0	2	2	5	17	2	3	0	31
10	EVANS, Maxwell	g	1-4	1-3	2-2	3	1	4	4	5	0	4	0	23
13	LACHANCE, Riley	g	1-5	1-5	0-0	1	0	1	5	3	2	3	0	25
01	WILLIS, Payton		2-6	0-3	0-0	1	2	3	2	4	1	1	0	16
02	TOYE, Joe		0-1	0-0	0-0	0	2	2	1	0	0	1	0	9
03	AUSTIN, JR., Larry		0-0	0-0	0-0	0	0	0	0	0	0	0	0	0+
05	FISHER-DAVIS, M.		4-11	2-6	2-2	1	4	5	1	12	2	3	4	27
12	BAPTISTE, Djery		3-7	0-0	4-5	1	4	5	5	10	0	0	0	24
	Team					0	1	1						
Totals			19-54	8-29	14-20	9	25	34	31	60	10	19	4	200

FG % 1st Half: 8-23 34.8% 2nd half: 11-31 35.5% Game: 19-54 35.2% Deadball Rebounds 1,2
3FG % 1st Half: 4-10 40.0% 2nd half: 4-19 21.1% Game: 8-29 27.6%
FT % 1st Half: 8-12 66.7% 2nd half: 6-8 75.0% Game: 14-20 70.0%

South Carolina 71 • 10-5, 1-2 SEC

		Total	3-Ptr		Rebounds										
#	Player	FG-FGA	FG-FGA	FT-FTA	Off	Def	Tot	PF	TP	A	TO	Blk	Stl	Min	
10	MINAYA, Justin	f	2-7	1-3	1-3	2	3	5	3	6	1	0	1	31	
21	KOTSAR, Maik	f	1-2	0-0	0-0	0	5	5	4	2	1	2	1	20	
00	SILVA, Chris	f	9-15	0-0	9-12	2	6	8	1	27	1	1	0	31	
15	MYERS, Wesley	g	4-5	1-1	8-12	1	2	3	3	17	1	2	0	22	
23	HINSON, Evan	g	2-4	0-2	2-2	0	2	2	2	6	0	0	0	13	
00	BEATTY, David		1-7	1-2	0-1	0	0	0	0	3	1	6	0	24	
05	BOOKER, Frank		0-4	0-0	4-7	0	4	4	2	4	0	1	0	38	
13	HAASE, Felipe		1-8	1-6	0-0	2	4	6	1	3	2	0	1	16	
33	CUDD, Jason		1-2	0-0	1-2	1	2	3	1	3	1	0	1	15	
	Team					3	2	5							
Totals			21-54	4-14	25-39	11	30	41	17	71	8	12	4	7	200



Official Basketball Box Score -- Game Totals -- Final Statistics
Kentucky vs Vanderbilt
01/13/18 3 p.m. at Nashville, Tenn. (Memorial Gym)



Kentucky 74 • 14-3, 4-1 SEC

#	Player	Total		3-Ptr		Rebounds			PF	TP	A TO Blk			Stl	Min
		FG-FGA	FT-FTA	FG-FGA	FT-FTA	Off	Def	Tot			A	TO	Blk		
04	Richards, Nick	f	2-2	0-0	0-0	0	3	3	3	4	0	1	2	0	12
05	Knox, Kevin	f	5-9	0-2	7-7	1	3	4	2	17	1	1	0	1	28
25	Washington, PJ	f	2-4	1-1	5-8	3	5	8	2	10	2	4	0	0	38
03	Diallo, Hamidou	g	2-7	1-2	5-8	1	2	3	4	10	1	1	2	0	39
22	Gilgeous-Alexander	g	7-11	1-1	7-10	0	4	4	3	22	6	3	0	0	39
01	Killea-Jones, Sacha	g	2-2	0-0	0-0	1	1	2	3	4	0	0	1	1	15
32	Gabriel, Wenyen	g	3-8	0-4	1-4	2	7	9	2	7	1	1	2	1	29
	Team					1	1	2							
	Totals		23-43	3-10	25-37	9	26	35	19	74	11	11	7	3	200

FG % 1st Half: 11-22 50.0% 2nd half: 12-21 57.1% Game: 23-43 53.5%
3FG % 1st Half: 2-6 33.3% 2nd half: 1-4 25.0% Game: 3-10 30.0%
FT % 1st Half: 12-18 66.7% 2nd half: 13-19 68.4% Game: 25-37 67.6%

Vanderbilt 67 • 6-11, 1-4 SEC

#	Player	Total		3-Ptr		Rebounds			PF	TP	A TO Blk			Stl	Min
		FG-FGA	FT-FTA	FG-FGA	FT-FTA	Off	Def	Tot			A	TO	Blk		
11	ROBERSON, Jeff	f	6-12	2-7	6-6	2	5	7	4	20	1	0	0	0	38
12	BAPTISTE, Djery	c	0-2	0-0	2-2	2	2	4	4	2	0	1	2	0	21
00	LEE, Saben	g	4-10	1-3	3-4	2	1	3	3	12	3	3	0	2	31
00	FISHER-DAVIS, M.	g	2-6	0-3	5-5	1	2	3	2	9	0	0	0	1	16
13	LACHANCE, Riley	g	3-7	0-4	0-0	0	2	2	1	6	4	1	0	0	27
01	WILLIS, Payton	g	3-7	2-6	0-0	0	3	3	3	8	3	1	0	2	22
02	TOYE, Joe	g	1-6	0-1	2-3	1	0	1	3	4	0	0	0	0	21
10	EVANS, Maxwell	g	0-1	0-0	0-0	0	1	1	2	0	0	0	0	0	4
15	BROWN, Clevon	g	2-3	1-1	0-1	2	2	4	1	5	0	0	2	1	17
50	OBINNA, Ejike	g	0-1	0-0	1-2	1	0	1	0	1	0	0	0	0	3
	Team					1	0	1							
	Totals		21-55	6-25	19-27	12	18	30	23	67	11	7	4	6	200

FG % 1st Half: 7-27 25.9% 2nd half: 14-28 50.0% Game: 21-55 38.2%
3FG % 1st Half: 1-11 9.1% 2nd half: 5-14 35.7% Game: 6-25 24.0%
FT % 1st Half: 12-13 92.3% 2nd half: 7-14 50.0% Game: 19-27 70.4%

Officials: Tony Greene, Byron Jarrett, Garrick Shannon
Technical fouls: Kentucky-None. Vanderbilt-None.
Attendance: 13389

Score by periods	1st	2nd	Total
Kentucky	36	38	74
Vanderbilt	27	40	67

Last FG - UK 2nd-01:17, VU 2nd-00:34.
Largest lead - UK by 9 1st-00:02, VU by 4 1st-17:03.
UK led for 32:43. VU led for 02:17. Game was tied for 04:58.

Score tied - 3 times.
Lead changed - 3 times.

	Points	In	Off	2nd	Fast	Bench
UK	36	Paint	T/O	Chance	Break	
VU	26	10	6	13	2	11
				6	0	18



Official Basketball Box Score -- Game Totals -- Final Statistics
Vanderbilt vs Mississippi State
01-16-18 6 p.m. at Starkville, Miss. (Humphrey Coliseum)



Vanderbilt 62 • 6-12,1-5

#	Player	Total		3-Ptr		Rebounds			PF	TP	A TO Blk			Stl	Min
		FG-FGA	FT-FTA	FG-FGA	FT-FTA	Off	Def	Tot			A	TO	Blk		
11	ROBERSON, Jeff	f	5-10	0-4	0-1	0	2	2	4	10	2	2	0	0	26
12	BAPTISTE, Djery	c	1-3	0-0	0-0	0	2	2	2	2	0	1	0	0	12
00	LEE, Saben	g	2-6	0-3	2-2	0	5	5	1	6	4	2	0	0	28
01	WILLIS, Payton	g	3-8	2-6	0-0	0	0	0	0	8	0	0	0	1	26
13	LACHANCE, Riley	g	2-4	1-3	0-0	0	7	7	3	5	4	1	0	0	25
02	TOYE, Joe	g	1-2	1-2	0-0	0	1	1	1	3	1	1	0	0	20
03	AUSTIN, JR., Larry	g	2-2	0-0	0-0	0	1	1	1	4	2	0	0	1	16
10	EVANS, Maxwell	g	1-2	0-0	0-0	0	2	2	0	2	0	1	0	0	5
15	BROWN, Clevon	g	3-7	0-2	2-2	0	2	2	2	8	1	1	2	0	20
50	OBINNA, Ejike	g	6-9	0-0	2-4	1	3	4	1	14	0	1	1	0	22
	Team					2	1	3							
	Totals		26-53	4-20	6-9	3	26	29	15	62	14	10	3	2	200

FG % 1st Half: 11-26 42.3% 2nd half: 15-27 55.6% Game: 26-53 49.1%
3FG % 1st Half: 1-10 10.0% 2nd half: 3-10 30.0% Game: 4-20 20.0%
FT % 1st Half: 2-4 50.0% 2nd half: 4-5 80.0% Game: 6-9 66.7%

Mississippi State 80 • 14-4, 2-3

#	Player	Total		3-Ptr		Rebounds			PF	TP	A TO Blk			Stl	Min
		FG-FGA	FT-FTA	FG-FGA	FT-FTA	Off	Def	Tot			A	TO	Blk		
24	Abdul Ado	f	4-7	0-0	1-4	3	3	6	4	9	1	0	1	1	14
35	Aric Holman	f	7-10	2-3	2-2	4	10	14	1	18	2	0	2	0	26
00	Nick Weatherspoon	g	1-7	0-3	0-0	0	3	3	1	2	4	0	0	0	21
11	Q Weatherspoon	g	8-12	1-3	2-3	1	3	4	2	19	4	2	0	1	28
23	Tyson Carter	g	3-8	2-4	1-1	1	4	5	2	9	2	1	1	2	30
01	Lamar Peters	g	3-8	1-3	3-4	0	1	1	0	10	5	0	0	3	22
02	Eli Wright	g	2-3	0-0	1-1	1	0	1	1	5	2	0	0	1	21
03	Xavian Stapleton	g	3-9	2-4	0-0	0	0	0	0	8	0	0	0	0	24
22	KeyShawn Feazell	g	0-0	0-0	0-0	0	0	0	0	0	0	1	0	0	6
45	E.J. Datcher	g	0-0	0-0	0-0	1	0	1	0	0	0	0	1	0	8
	Team					0	2	2							
	Totals		31-64	8-20	10-15	11	26	37	11	80	20	4	5	8	200

FG % 1st Half: 14-34 41.2% 2nd half: 17-30 56.7% Game: 31-64 48.4%
3FG % 1st Half: 3-13 23.1% 2nd half: 5-7 71.4% Game: 8-20 40.0%
FT % 1st Half: 6-8 75.0% 2nd half: 4-7 57.1% Game: 10-15 66.7%

Officials: Doug Shows, Orlandis Poole, Terry Oglesby
Technical fouls: Vanderbilt-None. Mississippi State-None.
Attendance: 6633
Flagrant 1 Foul on VU #03 at 5:19 left in the 2nd half

Score by periods	1st	2nd	Total
Vanderbilt	25	37	62
Mississippi State	37	43	80

Last FG - VU 2nd-00:25, MS 2nd-00:40.
Largest lead - VU None, MS by 21 2nd-03:03.
VU led for 00:00. MS led for 36:23. Game was tied for 03:37.

Score tied - 4 times.
Lead changed - 0 times.

	Points	In	Off	2nd	Fast	Bench
VU	42	Paint	T/O	Chance	Break	
MS	44	6	2	4	3	31
	17	7	10			23



Official Basketball Box Score -- Game Totals -- Final Statistics
LSU vs Vanderbilt
01/20/18 12 p.m. at Nashville, Tenn. (Memorial Gym)



LSU 71 • 11-7, 2-4 SEC

#	Player	Total		3-Ptr		Rebounds			PF	TP	A TO Blk			Stl	Min
		FG-FGA	FT-FTA	FG-FGA	FT-FTA	Off	Def	Tot			A	TO	Blk		
01	REATH, Duop	f	13-20	1-2	4-8	5	8	13	4	31	1	3	3	0	34
21	EPSS, Aaron	f	1-3	0-1	0-0	0	3	3	4	2	0	1	0	0	11
00	SAMPSON, Brandon	g	1-3	0-2	1-2	0	0	0	1	3	0	1	0	1	19
03	WATERS, Tremont	g	3-12	1-6	0-0	2	2	4	5	7	4	3	0	1	36
04	MAYS, Skylar	g	4-11	1-4	4-5	0	3	3	1	13	1	0	0	2	36
02	RACHAL, Brandon	g	2-6	0-0	4-6	1	1	2	3	8	0	1	1	1	18
05	EDWARDS, Daryl	g	1-2	1-2	0-0	0	2	2	3	3	1	1	0	0	17
10	ALEXANDER, Galen	g	0-1	0-1	0-0	1	1	2	0	0	0	0	0	0	3
14	ONWUASOR, Randy	g	1-3	0-1	0-0	2	2	4	1	2	0	1	0	0	21
44	SIMS, Wayde	g	1-1	0-0	0-0	1	0	1	2	2	0	0	0	0	5
	Team					2	2	4							
	Totals		27-62	4-19	13-21	14	24	38	24	71	7	12	4	5	200

FG % 1st Half: 10-28 35.7% 2nd half: 17-34 50.0% Game: 27-62 43.5%
3FG % 1st Half: 2-8 25.0% 2nd half: 2-11 18.2% Game: 4-19 21.1%
FT % 1st Half: 6-8 75.0% 2nd half: 7-13 53.8% Game: 13-21 61.9%

Vanderbilt 77 • 7-12, 2-5 SEC

#	Player		Total		3-Ptr		Rebounds			PF	TP	A TO Blk			Stl	Min
			FG-FGA	FT-FTA	FG-FGA	FT-FTA	Off	Def	Tot			A	TO	Blk		
11	ROBERSON, Jeff	f	7-13	2-5	4-5	1	5	6	3	20	1	4	0	0	36	
12	BAPTISTE, Djery	c	0-2	0-0	1-3	2	3	5	3	1	0	0	3	0	25	
00	LEE, Saben	c	5-7	0-1	2-3	0	5	5	2	12	5	3	1	3	34	
01	WILLIS, Payton	g	1-6	1-4	3-6	1	5	6	1	6	1	3	0	0	35	
13	LACHANCE, Riley	g	8-14	4-7	6-6	1	5	6	3	26	3	0	0	0	38	
02	TOYE, Joe	g	1-2	0-1	3-5	0	1	1	3	5	0	1	0	0	11	
03	AUSTIN, JR., Larry	g	1-2	0-0	0-0	0	1	1	2	0	0	0	0	0	6	
15	BROWN, Clevon	g	1-2	0-1	1-2	1	1	2	1	3	0	0	0	0	9	
50	OBINNA, Ejike	g	1-1	0-0	0-0	0	0	0	3	2	0	1	0	0	6	
	Team					1	0	1								
Totals			25-49	7-19	20-30	7	26	33	20	77	10	12	4	3	200	

Official Basketball Box Score -- Game Totals -- Final Statistics
TCU vs Vanderbilt
01/27/18 3 p.m. at Nashville, Tenn. (Memorial Gym)



TCU 78 • 15-6

#	Player	Total		3-Ptr		Rebounds			PF	TP	A TO Blk Stl				Min
		FG-FGA	FG-FGA	FT-FTA	FT-FTA	Off	Def	Tot			A	TO	Blk	Stl	
10	BRODZIANSKY, Vlad	f	7-12	1-4	0-0	2	3	5	1	15	1	2	0	0	35
15	MILLER, JD	f	2-3	0-0	0-0	2	1	3	2	4	1	3	0	0	16
01	BANE, Desmond	g	6-11	0-3	0-0	2	2	4	2	12	2	1	1	1	32
25	ROBINSON, Alex	g	6-11	1-3	0-0	2	2	4	0	13	9	4	0	0	37
34	WILLIAMS, Kenrich	g	8-14	1-4	0-0	3	6	9	3	17	3	2	0	2	36
02	OLDEN, Shawn	g	2-4	2-4	0-0	0	1	1	0	6	0	0	0	0	15
12	NOI, Kouat	g	4-8	3-5	0-0	1	6	7	2	11	2	0	2	2	29
Team						2	1	3							
Totals			35-63	8-23	0-0	14	22	36	10	78	18	12	3	5	200

FG % 1st Half: 19-33 57.6% 2nd half: 16-30 53.3% Game: 35-63 55.6%
3FG % 1st Half: 2-8 25.0% 2nd half: 6-15 40.0% Game: 8-23 34.8%
FT % 1st Half: 0-0 0.0% 2nd half: 0-0 0.0% Game: 0-0 0.0%

Vanderbilt 81 • 8-13

#	Player	Total		3-Ptr		Rebounds			PF	TP	A TO Blk Stl				Min
		FG-FGA	FG-FGA	FT-FTA	FT-FTA	Off	Def	Tot			A	TO	Blk	Stl	
11	ROBERSON, Jeff	f	8-11	3-5	1-1	1	1	2	2	20	2	0	0	2	38
50	OBINNA, Ejike	c	0-0	0-0	0-0	0	0	0	1	0	0	0	0	0	5
00	LEE, Saben	g	4-10	1-2	2-3	2	1	3	2	11	4	1	0	3	31
10	EVANS, Maxwell	g	1-4	0-2	1-1	0	0	1	3	1	1	0	0	0	13
13	LACHANCE, Riley	g	9-15	4-8	2-2	1	4	5	0	24	4	2	0	0	35
01	WILLIS, Payton	g	2-3	2-3	0-0	0	1	1	2	6	2	1	0	0	18
02	TOYE, Joe	g	1-4	1-3	2-2	0	1	1	0	5	0	1	0	0	15
03	AUSTIN, JR., Larry	g	2-3	0-0	0-0	0	0	0	1	4	0	0	0	0	10
12	BAPTISTE, Djery	g	2-5	0-0	0-0	1	0	1	1	4	0	1	1	0	9
15	BROWN, Clevon	g	2-4	0-2	0-0	1	4	5	1	4	0	0	1	1	26
Team						1	2	3							
Totals			31-59	11-25	8-9	7	14	21	11	81	13	7	2	6	200

FG % 1st Half: 17-31 54.8% 2nd half: 14-28 50.0% Game: 31-59 52.5%
3FG % 1st Half: 6-14 42.9% 2nd half: 5-11 45.5% Game: 11-25 44.0%
FT % 1st Half: 3-3 100.0% 2nd half: 5-6 83.3% Game: 8-9 88.9%

Officials: Doug Shows, Joe Lindsay, Owen Shortt
Technical fouls: TCU-None. Vanderbilt-None.
Attendance: 9755

Score by periods	1st	2nd	Total
TCU	40	38	78
Vanderbilt	43	38	81

Last FG - TCU 2nd-00:47, VU 2nd-01:17.
Largest lead - TCU by 5 1st-10:47, VU by 9 1st-16:59.
TCU led for 03:54. VU led for 34:39. Game was tied for 01:19.

Points	In Paint	Off T/O	2nd Chance	Fast Break	Bench
TCU	40	8	9	9	17
VU	34	21	14	12	23

Score tied - 1 time.
Lead changed - 6 times.



Official Basketball Box Score -- Game Totals -- Final Statistics
Vanderbilt vs Kentucky
01/30/18 9:00 pm at Rupp Arena - Lexington, KY



Vanderbilt 81 • 8-14, 2-7

#	Player	Total		3-Ptr		Rebounds			PF	TP	A TO Blk Stl				Min
		FG-FGA	FG-FGA	FT-FTA	FT-FTA	Off	Def	Tot			A	TO	Blk	Stl	
11	ROBERSON, Jeff	f	5-9	3-6	10-11	2	6	8	4	23	2	2	0	0	43
50	OBINNA, Ejike	f	3-6	0-0	2-3	0	1	1	2	8	0	0	0	0	8
00	LEE, Saben	g	3-7	0-1	2-4	0	4	4	4	8	3	3	0	2	33
10	EVANS, Maxwell	g	0-1	0-1	0-0	0	2	2	1	0	0	1	0	0	11
13	LACHANCE, Riley	g	5-15	3-8	0-1	0	2	2	4	13	6	2	0	0	36
01	WILLIS, Payton	g	3-7	2-5	0-0	1	3	4	0	8	1	2	0	0	19
02	TOYE, Joe	g	7-11	1-3	1-2	0	5	5	4	16	1	1	0	1	31
03	AUSTIN, JR., Larry	g	1-1	0-0	0-0	0	0	0	1	2	1	1	0	0	4
12	BAPTISTE, Djery	g	0-0	0-0	0-0	0	2	2	0	0	0	0	1	0	9
15	BROWN, Clevon	g	1-2	0-1	1-2	5	2	7	1	3	0	1	2	0	31
Team						2	0	2							
Totals			28-59	9-25	16-23	10	27	37	23	81	14	15	3	3	225

FG % 1st Half: 12-27 44.4% 2nd half: 12-23 52.2% OT: 4-9 44.4% Game: 28-59 47.5%
3FG % 1st Half: 4-10 40.0% 2nd half: 3-10 30.0% OT: 2-5 40.0% Game: 9-25 36.0%
FT % 1st Half: 5-7 71.4% 2nd half: 11-14 78.6% OT: 0-2 0.0% Game: 16-23 69.6%

Kentucky 83 • 17-5, 6-3

#	Player	Total		3-Ptr		Rebounds			PF	TP	A TO Blk Stl				Min
		FG-FGA	FG-FGA	FT-FTA	FT-FTA	Off	Def	Tot			A	TO	Blk	Stl	
04	Richards, Nick	f	2-5	0-0	6-7	3	3	6	3	10	0	0	2	0	12
05	Knox, Kevin	f	6-15	2-6	4-7	1	7	8	2	18	0	1	0	1	40
32	Gabriel, Wenyen	f	0-2	0-2	0-0	2	4	6	3	0	0	2	0	1	31
03	Diallo, Hamidou	g	0-3	0-1	2-4	0	1	1	0	2	1	0	0	0	21
22	Gilgeous-Alexander	g	12-19	1-1	5-5	0	1	1	3	30	3	3	1	1	38
00	Green, Quade	g	5-11	2-4	0-0	0	0	0	3	12	0	1	0	0	31
01	Killeya-Jones, Sacha	g	1-1	0-0	0-0	1	2	3	3	2	0	0	1	0	12
02	Vanderbilt, Jarred	g	1-2	0-0	1-2	1	2	3	3	2	0	1	0	1	7
25	Washington, PJ	g	2-6	0-0	2-2	1	4	5	2	6	3	1	0	2	33
Team						1	4	5							
Totals			29-64	5-14	20-27	10	25	35	22	83	7	9	4	6	225

FG % 1st Half: 10-27 37.0% 2nd half: 15-30 50.0% OT: 4-7 57.1% Game: 29-64 45.3%
3FG % 1st Half: 1-5 20.0% 2nd half: 3-8 37.5% OT: 1-1 100.0% Game: 5-14 35.7%
FT % 1st Half: 6-11 54.5% 2nd half: 11-13 84.6% OT: 3-3 100.0% Game: 20-27 74.1%

Officials: Mike Nance, Michael Roberts, Ron Groover
Technical fouls: Vanderbilt-None. Kentucky-None.
Attendance: 21143

Score by periods	1st	2nd	OT	Total
Vanderbilt	33	38	10	81
Kentucky	27	44	12	83

Last FG - VU OT-00:12, UK OT-00:05.
Largest lead - VU by 14 2nd-15:23, UK by 5 1st-15:47.
VU led for 30:12. UK led for 12:47. Game was tied for 02:01.

Points	In Paint	Off T/O	2nd Chance	Fast Break	Bench
VU	36	12	5	8	29
UK	28	18	11	0	23

Score tied - 5 times.
Lead changed - 7 times.



Official Basketball Box Score -- Game Totals -- Final Statistics
Vanderbilt vs Auburn
02/03/18 7:30 pm at Auburn, Ala. (Auburn Arena)



Vanderbilt 81 • 8-15, 2-8

#	Player	Total		3-Ptr		Rebounds			PF	TP	A TO Blk Stl				Min
		FG-FGA	FG-FGA	FT-FTA	FT-FTA	Off	Def	Tot			A	TO	Blk	Stl	
11	ROBERSON, Jeff	f	10-17	5-9	5-5	1	9	10	2	30	4	0	0	0	40
50	OBINNA, Ejike	c	0-0	0-0	0-0	0	1	1	2	0	0	1	0	1	3
00	LEE, Saben	g	4-11	0-1	2-2	0	2	2	3	10	2	4	0	2	36
10	EVANS, Maxwell	g	4-5	2-2	3-4	2	2	4	2	13	1	1	0	1	29
13	LACHANCE, Riley	g	5-11	1-4	2-3	0	4	4	1	13	6	3	0	2	36
01	WILLIS, Payton	g	0-2	0-1	0-0	0	0	0	2	0	1	0	0	0	13
02	TOYE, Joe	g	3-3	1-1	2-2	0	1	1	3	9	0	2	0	0	20
03	AUSTIN, JR., Larry	g	0-0	0-0	0-0	0	1	1	0	0	0	1	0	0	2
12	BAPTISTE, Djery	g	0-0	0-0	1-2	0	0	0	0	1	0	0	0	0	3
15	BROWN, Clevon	g	2-4	1-1	0-1	1	2	3	3	5	0	4	1	0	18
Team						1	1	2							
Totals			28-53	10-19	15-19	5	23	28	18	81	14	16	1	6	200

FG % 1st Half: 10-24 41.7% 2nd half: 18-29 62.1% Game: 28-53 52.8%
3FG % 1st Half: 5-10 50.0% 2nd half: 5-9 55.6% Game: 10-19 52.6%
FT % 1st Half: 10-12 83.3% 2nd half: 5-7 71.4% Game: 15-19 78.9%

Auburn 93 • 21-2, 9-1

#	Player		Total		3-Ptr		Rebounds			PF	TP	A TO Blk Stl				Min
			FG-FGA	FG-FGA	FT-FTA	FT-FTA	Off	Def	Tot			A	TO	Blk	Stl	
13	MURRAY, Desean	f	3-7	1-1	2-2	1	4	5	4	9	3	0	0	0	21	
24	MCLEMORE, Anfernee	f	1-3	0-1	0-0	0	1	1	4	2	0	0	1	0	14	
01	HARPER, Jared	g	4-8	3-6	3-4	0	2	2	2	14	14	3	0	3	33	
02	BROWN, Bryce	g	8-12	5-7	4-7	0	3	3	1	25	0	2	0	2	36	
05	HERON, Mustapha	g	8-12	4-6	3-4	0	5	5	1	23	0	4	0	2	29	
00	SPENCER, Horace	g	0-3	0-0	0-0	1	1	2	1	0	0	0	1	0	16	
04	OKEKE, Chuma	g	5-6	2-2	0-0	1	2	3	1	12	1	0	2	0	27	
10	MITCHELL, Davion	g	0-1	0-0	0-0	0	0	0	3	0	0	2	0	0	11	
14	DUNBAR, Malik	g	3-5	2-3	0-0	0	1	1	1	8	0	1	0	1	13	
	Team					1	2	3								
Totals			32-57	17-26	12-17	4	21	25	18	93	18	12	4	8	200	

Official Basketball Box Score -- Game Totals -- Final Statistics
Vanderbilt vs Arkansas
 02/10/18 7:30 p.m. at Fayetteville, Ark. (Bud Walton Arena)



Vanderbilt 54 • 9-16, 3-9 SEC

#	Player		Total		3-Ptr		Rebounds				PF	TP	A	TO	Blk	Stl	Min
			FG-FGA	FG-FGA	FT-FTA	FT-FTA	Off	Def	Tot								
11	ROBERSON, Jeff	f	2-10	0-5	4-5	2	1	3	3	8	1	2	1	2		29	
50	OBINNA, Ejike	c	1-2	0-0	0-2	0	2	2	4	2	0	2	0	0	0	15	
00	LEE, Saben	g	2-7	2-3	2-2	1	2	3	3	8	0	2	0	0	0	26	
10	EVANS, Maxwell	g	0-6	0-2	8-9	2	7	9	1	8	1	1	0	1	0	27	
13	LACHANCE, Riley	g	3-11	1-6	1-2	0	3	3	0	8	0	0	0	0	0	30	
01	WILLIS, Payton		0-6	0-4	2-2	0	6	6	0	2	0	1	0	1	1	23	
02	TOYE, Joe		1-6	0-4	1-2	1	0	1	2	3	1	2	0	0	0	12	
03	AUSTIN, JR., Larry		3-4	0-0	2-2	1	2	3	1	8	1	0	1	0	1	11	
12	BAPTISTE, Djery		1-1	0-0	2-2	1	1	2	1	4	0	1	1	0	1	13	
15	BROWN, Clevon		1-3	0-2	1-1	0	2	2	1	3	0	1	1	1	1	14	
	Team					2	1	3	1								
Totals			14-56	3-26	23-29	10	27	37	17	54	4	12	4	5		200	

FG % 1st Half: 4-26 15.4% 2nd half: 10-30 33.3% Game: 14-56 25.0% Deadball Rebounds 3
 3FG % 1st Half: 1-14 7.1% 2nd half: 2-12 16.7% Game: 3-26 11.5%
 FT % 1st Half: 12-12 100.0 2nd half: 11-17 64.7% Game: 23-29 79.3%

Arkansas 72 • 17-8, 6-6 SEC

#	Player		Total		3-Ptr	Rebounds					PF	TP	A	TO	Blk	Stl	Min
			FG-FGA	FG-FGA	FT-FTA	Off	Def	Tot									
05	COOK,ARLANDO	f	0-0	0-0	0-0	0	1	1	0	0	0	2	0	0	0	2	
10	GAFFORD,DANIEL	f	7-12	0-0	2-5	3	6	9	4	16	0	3	7	2	24		
00	BAFORD,JAYLEN	g	6-12	4-6	0-1	0	2	2	3	16	1	1	0	0	30		
04	MACON,DARYL	g	7-17	4-6	3-4	1	3	4	1	21	4	2	0	0	30		
31	BEARD,ANTON	g	3-6	1-3	0-0	0	4	4	2	7	3	0	0	1	30		
01	THOMPSON,TREY	g	0-1	0-0	2-2	0	5	5	2	2	2	1	1	2	15		
13	HOLMES,DUSTIN	g	1-4	0-0	1-2	1	6	7	3	3	2	2	0	1	23		
15	THOMAS,JONATHAN	g	1-1	0-0	0-0	1	0	1	0	2	0	1	0	0	1		
20	HALL,DARIOUS	g	0-0	0-0	0-0	0	0	2	2	5	0	1	1	0	0	14	
22	OSABUOHIE,GABE	g	0-0	0-0	1-2	0	2	2	1	1	0	2	1	0	16		
23	JONES,CJ	g	2-5	0-2	0-0	0	1	1	1	4	0	0	0	0	15		
Team						2	3	5									
Totals			27-58	9-17	9-16	8	35	43	22	72	13	15	9	6	200		

FG % 1st Half: 10-26 38.5% 2nd half: 17-32 53.1% Game: 27-58 46.6% Deadball Rebounds 3
 3FG % 1st Half: 2-6 33.3% 2nd half: 7-11 63.6% Game: 9-17 52.9%
 FT % 1st Half: 6-9 66.7% 2nd half: 3-7 42.9% Game: 9-16 56.3%

Officials: Karl Hess, Brian Shey, Steven Anderson
 Technical fouls: Vanderbilt-TEAM. Arkansas-None.
 Attendance: 17083
 Estimated Actual Attendance: 11,524
 Fouled out: Arkansas #20, Hall (1:14 2H)

Score by periods	1st	2nd	Total
Vanderbilt	21	33	54
Arkansas	28	44	72

Last FG - VU 2nd-02:36, AR 2nd-00:27.
 Largest lead - VU by 6 1st-10:23, AR by 21 2nd-03:18.
 VU led for 09:55. AR led for 28:45. Game was tied for 01:20.

Score tied - 0 times.
 Lead changed - 3 times.



Official Basketball Box Score -- Game Totals -- Final Statistics
Mississippi State vs Vanderbilt
 02/14/18 6 p.m. at Nashville, Tenn. (Memorial Gym)



Mississippi State 80 • 18-8, 6-7 SEC

#	Player		Total		3-Ptr	FT-FTA	Rebounds			PF	TP	A	TO	Blk	Stl	Min
			FG-FGA	FG-FGA			Off	Def	Tot							
24	Abdul Ado	f	6-6	0-0	3-4	5	2	7	4	15	2	1	1	2	28	
35	Aric Holman	f	5-8	0-2	1-2	0	2	2	1	11	0	1	3	1	23	
00	Nick Weatherspoon	g	4-5	0-0	2-2	0	1	1	2	10	1	0	0	0	23	
01	Lamar Peters	g	1-8	0-1	1-1	0	2	2	0	3	8	3	0	0	33	
11	Q Weatherspoon	g	4-6	1-2	0-0	0	2	2	2	9	3	3	1	1	32	
02	Eli Wright		1-2	0-0	0-0	0	2	2	1	2	2	0	0	0	9	
03	Xavian Stapleton		6-8	5-5	1-2	0	1	1	3	18	2	1	0	0	25	
22	KeyShawn Feazell		0-0	0-0	0-0	0	0	0	0	0	0	1	0	0	0+	
23	Tyson Carter		4-9	4-7	0-0	0	2	2	0	12	0	0	0	0	24	
45	E.J. Datcher		0-1	0-0	0-0	0	0	0	1	0	0	0	0	0	3	
Team						1	3	4								
Totals			31-53	10-17	8-11	6	17	23	14	80	18	10	5	4	200	

FG % 1st Half: 13-26 50.0% 2nd half: 18-27 66.7% Game: 31-53 58.5% Deadball Rebounds 1
 3FG % 1st Half: 2-5 40.0% 2nd half: 8-12 66.7% Game: 10-17 58.8%
 FT % 1st Half: 3-4 75.0% 2nd half: 5-7 71.4% Game: 8-11 72.7%

Vanderbilt 81 • 10-16, 4-9 SEC

#	Player		Total		3-Ptr	Rebounds					PF	TP	A	TO	Blk	Stl	Min
			FG-FGA	FG-FGA	FT-FTA	Off	Def	Tot									
11	ROBERSON, Jeff	f	6-11	3-6	7-12	5	6	11	2	22	2	2	2	1	1	36	
50	OBINNA, Ejike	c	1-3	0-0	0-0	0	0	0	0	2	0	0	0	0	9	9	
00	LEE, Saben		2-2	0-0	0-0	0	0	0	2	4	0	0	0	0	14	14	
10	EVANS, Maxwell	g	0-0	0-0	0-0	0	0	0	0	0	0	0	0	0	5	5	
13	LACHANCE, Riley	g	6-14	3-7	1-1	1	2	3	1	16	8	3	0	2	37	37	
01	WILLIS, Payton		5-9	5-9	0-0	0	2	2	2	15	2	0	1	1	29	29	
02	TOYE, Joe		6-10	3-3	1-2	2	4	6	3	16	4	1	1	1	31	31	
03	AUSTIN, JR., Larry		0-1	0-0	0-0	1	0	1	0	0	0	1	0	0	4	4	
12	BAPTISTE, Djery		1-2	0-0	2-2	1	1	2	2	4	0	1	0	0	12	12	
15	BROWN, Clevon		1-4	0-2	0-0	1	2	3	1	2	0	2	1	0	23	23	
Team						2	1	3									
Totals			28-56	14-27	11-17	13	18	31	13	81	16	10	5	5	200		

FG % 1st Half: 15-29 51.7% 2nd half: 13-27 48.1% Game: 28-56 50.0% Deadball Rebounds 4
 3FG % 1st Half: 7-13 53.8% 2nd half: 7-14 50.0% Game: 14-27 51.9%
 FT % 1st Half: 3-3 100.0 2nd half: 8-14 57.1% Game: 11-17 64.7%

Officials: Olandis Poole, Keith Kimble, Vladimir Voyard-Tadal
 Technical fouls: Mississippi State-Xavian Stapleton. Vanderbilt-None.
 Attendance: 8592

Score by periods	1st	2nd	Total
Mississippi State	31	49	80
Vanderbilt	40	41	81

Points	In Paint	Off T/O	2nd Chance	Fast Break	Bench
MS	32	19	11	2	32
VU	28	10	11	4	37

Last FG - MS 2nd-00:18, VU 2nd-00:01.
 Largest lead - MS by 8 1st-09:49, VU by 11 2nd-12:54.
 MS led for 12:10. VU led for 25:31. Game was tied for 02:19.

Score tied - 5 times.
 Lead changed - 11 times.

Official Basketball Box Score -- Game Totals -- Final Statistics
Florida vs Vanderbilt
 02/17/18 3 p.m. at Nashville, Tenn. (Memorial Gym)



Florida 68 • 17-10, 8-6 SEC

#	Player		Total		3-Ptr		Rebounds			PF	TP	A	TO	Blk	Stl	Min
			FG-FGA	FG-FGA	FT-FTA	Off	Def	Tot								
13	Hayes, Kevarrius	f	2-5	0-0	1-2	4	1	5	3	5	1	0	1	1	27	
25	Stone, Keith	f	7-11	2-3	4-4	2	4	6	1	20	0	2	1	1	33	
04	Kolouchov, Egor	g	5-11	4-6	0-0	3	4	7	4	14	0	0	0	0	25	
05	Allen, KeVaughn	g	3-8	1-3	0-0	0	1	1	4	7	1	0	1	1	30	
11	Chiozza, Chris	g	3-10	0-2	0-0	2	2	4	1	6	6	0	0	1	35	
00	Okauru, Mike		2-4	0-1	0-1	0	1	1	0	4	3	0	0	0	19	
03	Hudson, Jalen		4-12	0-4	2-4	1	2	3	1	10	2	0	1	0	24	
21	Bassett, Dontay		1-1	0-0	0-0	1	0	1	2	2	1	0	0	0	5	
24	Ballard, Deaundrae		0-1	0-0	0-0	0	0	0	0	0	0	0	0	0	2	
	Team					1	1	2				1				
Totals			27-63	7-19	7-11	14	16	30	16	68	14	3	4	5	200	

FG % 1st Half: 13-29 44.8% 2nd half: 14-34 41.2% Game: 27-63 42.9% Deadball Rebounds 1
 3FG % 1st Half: 2-8 25.0% 2nd half: 5-11 45.5% Game: 7-19 36.8%
 FT % 1st Half: 6-8 75.0% 2nd half: 1-3 33.3% Game: 7-11 63.6%

Vanderbilt 71 • 11-16, 5-9 SEC

#	Player	Total			3-Ptr		Rebounds			PF	TP	A	TO	Blk	Stl	Min
		FG-FGA	FG-FGA	FT-FTA	Off	Def	Tot									
11	ROBERSON, Jeff	f	6-11	2-4	12-12	0	7	7	0	26	2	1	1	0	39	
50	OBINNA, Ejike	c	1-2	0-0	0-0	0	1	1	2	2	0	0	0	0	7	
00	LEE, Saben	g	0-4	0-2	1-2	2	4	6	4	1	2	2	0	0	30	
10	EVANS, Maxwell	g	2-2	2-2	2-2	0	0	0	1	8	0	0	0	0	16	
13	LACHANCE, Riley	g	7-12	2-5	5-6	0	4	4	4	21	5	3	0	0	36	
01	WILLIS, Payton		0-3	0-3	0-0	2	2	4	0	0	1	1	0	0	20	
02	TOYE, Joe		4-7	3-6	2-2	1	2	3	2	13	1	1	0	0	29	
12	BAPTISTE, Djery		0-0	0-0	0-0	0	1	1	2	0	0	1	0	1	4	
15	BROWN, Clevon		0-0	0-0	0-0	1	3	4	1	0	0	2	2	0	19	
Team						1	1	2								
Totals			20-41	9-22	22-24	7	25	32	16	71	11	11	3	1	200	



Official Basketball Box Score -- Game Totals -- Final Statistics
Texas A&M vs Vanderbilt
02/24/18 3 p.m. at Nashville, Tenn. (Memorial Gym)



Texas A&M 89 • 18-11, 7-9 SEC

		Total			3-Ptr	Rebounds									
#	Player		FG-FGA	FT-FTA		Off	Def	Tot	PF	TP	A	TO	Blk	Stl	Min
01	D.J. Hogg	f	5-8	2-3	4-4	0	3	3	2	16	0	2	0	0	33
44	Robert Williams	f	2-5	0-1	1-3	0	5	5	2	5	0	1	0	0	15
34	Tyler Davis	c	7-10	1-1	7-10	3	6	9	3	22	1	3	1	1	29
03	Admon Gilder	g	2-8	1-4	6-6	0	4	4	2	11	1	1	1	1	35
21	T.J. Starks	g	6-7	3-3	3-4	0	1	1	4	18	6	0	1	0	30
00	Jay Jay Chandler		2-5	0-1	0-1	1	0	1	0	4	1	1	0	0	15
05	Savion Flagg		4-4	1-1	0-1	1	2	3	2	9	1	1	0	0	20
10	Tonny Trocha-Morelos		2-4	0-1	0-3	2	4	6	1	4	2	0	2	1	23
Team						0	0	0							
Totals			30-51	8-15	21-32	7	25	32	16	89	12	9	5	3	200
FG % 1st Half: 17-31 54.8% 2nd half: 13-20 65.0% Game: 30-51 58.8%															
3FG % 1st Half: 5-9 55.6% 2nd half: 3-6 50.0% Game: 8-15 53.3%															
FT % 1st Half: 4-7 57.1% 2nd half: 17-25 68.0% Game: 21-32 65.6%															
Deadball Rebounds 4															

Vanderbilt 81 • 11-18, 5-11 SEC

#	Player	Total		3-Ptr	Rebounds			PF	TP	A	TO	Blk	Stl	Min	
		FG-FGA	FG-FGA	FT-FTA	Off	Def	Tot								
11	ROBERSON, Jeff	f	8-20	2-5	3-4	3	6	9	4	21	2	2	0	2	39
15	BROWN, Clevon	f	1-3	0-1	0-0	2	2	4	3	2	0	0	0	0	21
00	LEE, Saben	g	8-12	2-3	1-3	2	7	9	2	19	9	2	0	2	31
01	WILLIS, Payton	g	1-3	1-2	0-0	0	1	1	2	3	3	2	0	1	24
13	LACHANCE, Riley	g	6-16	6-13	5-6	0	2	2	4	23	1	1	0	1	38
02	TOYE, Joe		1-2	0-1	0-0	0	0	0	2	2	0	2	0	1	14
03	AUSTIN, JR., Larry		0-1	0-0	0-0	0	0	0	1	0	0	1	0	0	2
10	EVANS, Maxwell		3-6	3-4	0-0	2	0	2	3	9	0	1	0	0	16
50	OBINNA, Ejike		1-1	0-0	0-0	0	2	2	5	2	0	0	0	0	15
	Team					3	1	4				1			
	Totals		29-64	14-29	9-13	12	21	33	26	81	15	12	3	7	200
	FG % 1st Half: 12-27	44.4%	2nd half: 17-37	45.9%	Game: 29-64	45.3%									Deadball
	3FG % 1st Half: 5-12	41.7%	2nd half: 9-17	52.9%	Game: 14-29	48.3%									Rebounds
	FT % 1st Half: 2-2	100.0	2nd half: 7-11	63.6%	Game: 9-13	69.2%									2

Officials: Karl Hess, Don Daily, Bart Lenox
Technical fouls: Texas A&M-None. Vanderbilt-None.
Attendance: 9376

Score by periods	1st	2nd	Total
Texas A&M	43	46	89
Vanderbilt	31	50	81

Last FG - TAMU 2nd-04:29, VU 2nd-00:22.
Largest lead - TAMU by 24 2nd-06:52, VU by 2 1st-19:37.
TAMU led for 37:01. VU led for 02:36. Game was tied for 00:23.

	In Paint	Off T/O	2nd Chance	Fast Break	Bench
Points TAMU	38	15	15	10	17
VU	26	16	2	8	13

Score tied - 0 times.
Lead changed - 3 times.



Official Basketball Box Score -- Game Totals -- Final Statistics
Missouri vs Vanderbilt
02/27/18 6 p.m. at Nashville, Tenn. (Memorial Gym)



Missouri 74 • 19-11, 9-8 SEC

#	Player		Total		3-Ptr	Rebounds			PF	TP	A	TO	Blk	Stl	Min
			FG-FGA	FG-FGA		FT-FTA	Off	Def							
21	BARNETT, Jordan	f	5-11	4-8	3-4	1	5	6	0	17	1	0	0	1	40
23	TILMON, Jeremiah	f	4-7	0-0	1-2	0	6	6	3	9	0	2	2	0	21
24	PURYEAR, Kevin	f	3-6	0-0	0-0	0	1	1	3	6	2	2	0	0	21
03	ROBERTSON, Kassius	g	3-6	3-6	0-1	0	2	2	1	9	0	3	0	2	37
33	VANLEER, Cullen	g	0-2	0-2	0-0	0	1	1	0	0	1	1	0	1	15
10	RAU, Brett		0-0	0-0	0-0	0	0	0	0	0	0	0	0	1	3
11	PORTER, Jontay		9-10	4-4	2-2	1	6	7	3	24	6	2	1	1	29
14	NIKKO, Reed		1-1	0-0	0-0	0	1	1	0	2	0	1	0	0	2
15	GEIST, Jordan		1-2	1-2	4-5	0	2	2	1	7	5	2	0	0	32
Team						1	1	2							
Totals			26-45	12-22	10-14	3	25	28	11	74	15	13	3	6	200
FG % 1st Half: 11-22 50.0%			2nd half: 15-23 65.2%	Game: 26-45 57.8%		Deadball Rebounds 1									
3FG % 1st Half: 5-11 45.5%			2nd half: 7-11 63.6%	Game: 12-22 54.5%											
FT % 1st Half: 3-4 75.0%			2nd half: 7-10 70.0%	Game: 10-14 71.4%											

Vanderbilt 66 • 11-19, 5-12 SEC

#	Player	Total		3-Ptr	Rebounds			PF	TP	A	TO	Blk	Stl	Min	
		FG-FGA	FG-FGA		FT-FTA	Off	Def								Tot
11	ROBERSON, Jeff	f	7-15	3-7	2-2	3	4	7	2	19	1	2	0	4	36
00	LEE, Saben	g	2-4	1-1	0-0	0	3	3	4	5	4	2	0	0	31
05	FISHER-DAVIS, M.	g	0-0	0-0	0-0	0	0	0	0	0	0	0	0	0	0+
10	EVANS, Maxwell	g	1-2	1-2	2-2	0	2	2	1	5	0	3	0	0	19
13	LACHANCE, Riley	g	6-16	5-10	0-2	1	3	4	3	17	3	1	0	0	37
01	WILLIS, Payton		2-5	2-5	1-2	0	1	1	3	7	1	1	0	1	18
02	TOYE, Joe		1-5	0-3	0-0	0	1	1	1	2	0	0	0	0	18
12	BAPTISTE, Djery		0-1	0-0	0-0	0	1	1	1	0	1	1	1	0	15
15	BROWN, Clevon		3-4	1-1	0-0	4	1	5	3	7	1	2	0	2	17
50	OBINNA, Ejike		2-4	0-1	0-2	0	2	2	0	4	0	0	0	0	9
	Team					1	1	2							
	Totals		24-56	13-30	5-10	9	19	28	18	66	11	12	1	7	200

FG % 1st Half: 12-27 44.4%
3FG % 1st Half: 8-15 53.3%
FT % 1st Half: 0-0 0.0%

2nd half: 12-29 41.4%
2nd half: 5-15 33.3%
2nd half: 5-10 50.0%

Game: 24-56 42.9%
Game: 13-30 43.3%
Game: 5-10 50.0%

Deadball Rebounds
3

Officials: Doug Shows, Joe Lindsey, Lamar Simpson
Technical fouls: Missouri-None. Vanderbilt-None.
Attendance: 8812

Score by periods	1st	2nd	Total
Missouri	30	44	74
Vanderbilt	32	34	66

Last FG - MIZ 2nd-01:42, VU 2nd-00:09.
Largest lead - MIZ by 15 2nd-04:10, VU by 7 1st-09:05.
MIZ led for 20:43. VU led for 16:05. Game was tied for 03:12.

	In Paint	Off T/O	2nd Chance	Fast Break	Bench
Points MIZ	20	11	5	0	33
VU	20	14	12	0	20

Score tied - 2 times.
Lead changed - 8 times.



Official Basketball Box Score -- Game Totals -- Final Statistics
Vanderbilt vs Ole Miss
3/3/18 7:31 p.m. at The Pavilion at Ole Miss (Oxford, Miss.)



Vanderbilt 82 • 12-19, 6-12 SEC

#	Player		Total		3-Ptr	Rebounds					PF	TP	A	TO	Blk	Stl	Min
			FG-FGA	FG-FGA		FT-FTA	Off	Def	Tot								
11	ROBERSON, Jeff	f	5-12	2-5	7-8	1	6	7	4	19	4	2	0	2	40		
50	OBINNA, Ejike	c	0-1	0-0	0-0	0	1	1	0	0	0	1	0	0	6		
00	LEE, Saben	g	8-14	0-3	1-2	0	3	3	3	17	2	3	0	1	35		
10	EVANS, Maxwell	g	4-5	2-2	4-4	0	5	5	2	14	3	2	0	1	20		
13	LACHANCE, Riley	g	4-11	3-8	0-1	1	3	4	2	11	5	1	0	1	29		
01	WILLIS, Payton		3-3	1-1	0-0	1	1	2	1	7	2	0	0	0	17		
02	TOYE, Joe		2-4	2-2	0-0	0	2	2	2	6	1	0	0	1	19		
12	BAPTISTE, Djery		1-1	0-0	0-0	1	2	3	4	2	0	2	0	0	4		
15	BROWN, Clevon		2-4	2-3	0-0	0	4	4	3	6	1	0	8	0	30		
Team						0	2	2									
Totals				29-55	12-24	12-15	4	29	33	21	82	18	13	8	6	200	

FG % 1st Half: 14-26 53.8%
3FG % 1st Half: 7-16 43.8%
FT % 1st Half: 10-11 90.9%

2nd half: 15-29 51.7%
2nd half: 3-4 50.0%

Game: 29-55 52.7%
Game: 12-24 50.0%
Game: 12-15 80.0%

Deadball Rebounds 2

Ole Miss 69 • 12-19, 5-13 SEC

#	Player	Total		3-Ptr	Rebounds			PF	TP	A	TO	Blk	Stl	Min	
		FG-FGA	FG-FGA	FT-FTA	Off	Def	Tot								
02	Hymon, Marcanvis	f	2-4	0-0	2-4	3	1	4	5	6	1	1	1	0	14
50	Furmanavicius, Justas	f	0-1	0-1	0-0	0	1	1	1	0	0	0	1	0	12
01	Burnett, Deandre	g	2-9	0-3	2-2	0	1	1	1	6	2	6	0	2	25
04	Tyree, Breen	g	4-16	1-4	2-2	0	2	2	0	11	6	2	1	0	29
05	Crawford, Markel	g	3-8	0-0	4-5	1	3	4	2	10	3	0	1	1	36
00	Shuler, Devontae		0-1	0-1	0-0	0	1	1	2	0	1	0	0	0	17
03	Davis, Terence		6-10	0-1	3-3	0	5	5	2	15	1	0	1	1	30
12	Stevens, Bruce		7-9	1-2	2-3	0	4	4	1	17	1	0	1	0	26
13	Olejniczak, Dominik		2-3	0-0	0-0	0	1	1	2	4	1	0	1	0	10
24	Below, Lane		0-0	0-0	0-0	0	0	0	0	0	0	0	0	0	1
	Team					5	4	9							
	Totals		26-61	2-12	15-19	9	23	32	16	69	16	9	7	4	200
	FG % 1st Half: 16-37	43.2%	2nd half: 10-24	41.7%	Game: 26-61	42.6%									Deadball
	3FG % 1st Half: 2-6	33.3%	2nd half: 0-6	0.0%	Game: 2-12	16.7%									Rebounds
	FT % 1st Half: 10-12	83.3%	2nd half: 5-7	71.4%	Game: 15-19	78.9%									1



2017-18 Roster

No.	Name	Pos.	Ht.	Wt.	Cl.-Yr	Hometown (Previous School)
0	Saben Lee	G	6-2	174	Fr. - 1st	Phoenix, Ariz. (Corona Del Sol)
1	Payton Willis	G	6-4	186	So. - 2nd	Fayetteville, Ark. (Fayetteville)
2	Joe Toye	G/F	6-7	206	Jr. - 3rd	Chicago, Ill. (Whitney Young)
3	Larry Austin, Jr.	G	6-2	182	R-Jr. - 4th	Springfield, Ill. (Xavier University/Lanphier)
4	Yanni Wetzell	F/C	6-10	235	R-So. - 3rd	Auckland, N.Z. (St. Mary's (Texas)/Westlake Boys)
5	Matthew Fisher-Davis	G	6-5	186	Sr. - 4th	Charlotte, N.C. (Butler)
10	Maxwell Evans	G	6-2	186	Fr. - 1st	Houston, Texas (Bellaire)
11	Jeff Roberson	F	6-6	220	Sr. - 4th	Houston, Texas (The Kinkaid School)
12	Djery Baptiste	C	6-10	235	R-So. - 3rd	Gonaives, Haiti (Prestonwood Christian (Texas))
13	Riley LaChance	G	6-2	185	Sr. - 4th	Brookfield, Wis. (Brookfield Central)
14	Isaiah Rice	G	5-11	189	Fr. - 1st	Indianapolis, Ind. (Park Tudor)
15	Clevon Brown	F	6-8	233	So. -2nd	San Antonio, Texas (Churchill)
32	Matt Ryan	F	6-8	209	R-So. - 3rd	Cortlandt Manor, N.Y. (Notre Dame/Iona Prep)
50	Ejike Obinna	F/C	6-10	234	Fr. - 1st	Enugu, Nigeria (Virginia Academy (Va.))

COACHING STAFF

Head Coach..... **Bryce Drew** (Valparaiso, 1998) - 2nd
 Associate Head Coach..... **Roger Powell** (Illinois, 2005) - 2nd
 Assistant Coach..... **Jake Diebler** (Valparaiso, 2009) - 2nd
 Assistant Coach..... **Casey Shaw** (Toledo, 1998) - 2nd
 Director of Scouting **Luke Simons** (Purdue, 2005) - 2nd
 Director of Operations **Matt Olinger** (Liberty, 2007) - 2nd
 Director of Recruiting/Player Personnel..... **Arte Culver** (Rice, 2006) - 1st

SUPPORT STAFF

Athletic Communications Dir. **Andy Boggs** (Florida State, 1998)
 Academic Support..... **Max-Maurice Martin** (South Carolina St, 1991)
 Strength and Conditioning **Jeremy Anderson** (Liberty, 2011)

PRONUNCIATION GUIDE

Djery Baptiste **Jerry - Bap-TEEST**
 Clevon Brown **CLEE-von**
 Jake Diebler **DEEB-ler**
 Ejike Obinna **EEH-Je-KAY Oh-Bean-a**
 Jeff Roberson **ROE-ber-son**
 Joe Toye..... **TOY**

ROSTER BY CLASS

Seniors (3)

Matthew Fisher-Davis Charlotte, N.C.
Riley LaChance Brookfield, Wisc.
Jeff Roberson..... Houston, Texas

Juniors (2)

Larry Austin, Jr. Springfield, Ill.
Joe Toye Chicago, Ill.

Sophomores (5)

Djery Baptiste Gonaives, Haiti
Clevon Brown..... San Antonio, Texas
Matt Ryan..... Cortlandt Manor, N.Y.
Yanni Wetzell..... Auckland, N.Z.
Payton Willis Fayetteville, Ark.

Freshman (4)

Maxwell Evans Houston, Texas
Saben Lee Phoenix, Ariz.
Ejike Obinna Enugu, Nigeria
Isaiah Rice Indianapolis, Ind.



MEMORIAL MAGIC - THE HOME TO VANDERBILT HOOPS SINCE 1952

HISTORIC MEMORIAL GYMNASIUM IN 66TH SEASON

Storied Memorial Gymnasium is in its 66th season as the host venue of Vanderbilt basketball. The SEC's most historic hoops setting has played host to more than 950 men's contests as well as the 1984 and 1991 SEC Tournaments and 40 men's and women's NCAA Tournament contests (since the early 1980s).

As the oldest gymnasium in the SEC, Memorial Gymnasium is renowned for its end zone benches, raised floor and unique atmosphere. It was dedicated in 1952 as a memorial to all Vanderbilt men and women who served in World War II. It was built by the late master architect Edwin Keeble, who was commissioned to build a combination gymnasium/concert hall.

.779	All-time winning percentage at Memorial Gym (794-227).
.888	Winning percentage against non-conference opponents since 1990 (213-27).
6	Undefeated seasons at home.

Winningest Coaches at Memorial Gymnasium

Coach	Yrs	Record
1. Kevin Stallings (2000-16)	17	226-65
2. Roy Skinner (1959, 1962-76)	16	181-41
3. Bob Polk (1948-58, 1960-61)	8	96-15
4. C.M. Newton (1982-89)	8	91-37
5. Jan van Breda Kolff (1994-99)	6	75-20
6. Eddie Fogler (1990-93)	4	54-12

Coach Drew at Memorial Gymnasium

	Yr	Record
Bryce Drew	2016-17	11-5
	2017-18	11-7
	Total	22-12

ANNUAL ATTENDANCE FIGURES

Year	All Games	Attendance	Average	NCAA Rank	SEC Games	SEC Attendance	Average
2017-18	18	165,131	9,174	-	9	89,065	9,896
2016-17	16	154,169	9,636	45	9	92,645	10,294
2015-16	16	178,167	11,135	36	9	107,318	11,924
2014-15	19	168,377	8,862	51	9	88,830	9,870
2013-14	16	152,539	9,534	45	9	92,455	10,273
2012-13	15	159,557	10,637	36	9	100,986	11,221
2011-12	18	246,561	13,698	18	8	112,368	14,046
2010-11	17	234,632	13,802	18	8	114,346	14,293
2009-10	16	217,965	13,623	21	8	113,539	14,192
2008-09	17	225,686	13,276	25	8	112,833	14,104
2007-08	19	254,954	13,418	22	8	113,713	14,214
2006-07	17	204,511	12,030	31	8	109,043	13,630
2005-06	16	195,159	12,197	24	8	108,258	13,532
2004-05 [^]	19	191,678	10,088	43	8	105,357	13,170
2003-04	17	192,301	11,312	33	8	106,990	13,374
2002-03	16	153,123	9,570	46	8	96,906	12,113
2001-02	17	150,325	8,843	50	8	93,873	11,734
2000-01	19	186,468	9,814	45	8	102,055	12,757
1999-00*	18	197,770	10,987	30	8	106,741	13,343
1998-99	16	192,538	12,034	26	8	106,128	13,266
1997-98	16	213,974	13,373	21	8	117,819	14,727
1996-97	16	207,771	12,986	25	8	120,214	15,027
1995-96	18	226,354	12,575	28	8	112,996	14,125
1994-95	13	183,042	14,080	17	8	118,932	14,867
1993-94	16	223,997	14,000	15	8	121,345	15,168
1992-93	14	212,156	15,154	11	8	122,536	15,317
1991-92	17	210,585	12,387	29	8	115,104	14,388
1990-91	16	214,638	13,415	19	9	133,482	14,831
1989-90	19	259,992	13,684	18	9	136,136	15,126
1988-89	15	224,657	14,977	13	9	137,212	15,246
1987-88	16	223,747	13,984	14	9	138,393	15,377
1986-87	17	226,343	13,314	14	9	130,854	14,539
1985-86	15	200,806	13,387	14	9	128,059	14,229
1984-85	16	194,390	12,149	17	9	122,514	13,613
1983-84	18	249,292	13,850	10	9	135,546	15,050
1982-83	17	237,584	13,976	9	9	135,418	15,046
1981-82	14	202,225	14,445	9	9	131,699	14,633
1980-81	15	227,478	15,165	9	9	136,436	15,160
1979-80	15	228,029	15,202	5	9	138,754	15,417
1978-79	14	215,330	15,380	5	9	139,930	15,547
1977-78	14	207,375	14,813	5	9	134,232	14,915
1976-77	15	211,966	14,131	4	9	149,108	16,568
1975-76	13	180,901	13,915	-	9	135,375	15,042
1974-75	12	178,527	14,877	-	9	134,304	14,923
1973-74	12	182,728	15,227	-	9	140,252	15,584
1972-73	12	173,567	14,464	-	9	131,193	14,577
1971-72	12	156,778	13,065	-	9	120,172	13,352
1970-71	12	170,634	14,220	-	9	130,260	14,473
1969-70	12	176,763	14,730	-	9	135,745	14,861
1968-69	12	126,896	10,575	-	9	95,300	10,589
1967-68	12	129,722	10,810	-	9	96,274	10,697
1966-67	12	105,492	8,791	-	9	79,173	8,797
1965-66	12	106,022	8,835	-	9	62,368	8,910
1964-65	12	98,821	8,235	-	9	65,712	8,214
1963-64	12	84,827	7,069	-	6	35,684	5,947
1962-63	12	75,261	6,272	-	6	46,183	6,598
1961-62	13	73,640	5,665	-	8	47,357	5,920
1960-61	13	74,187	5,707	-	7	45,549	6,507
1959-60	14	76,199	5,443	-	8	46,064	5,758

[^] First year capacity increased from 14,168 to 14,316; * First year capacity decreased from 15,311 to 14,168





VANDERBILT BASKETBALL QUICK HITTERS

- This is the 115th year of Vanderbilt basketball, with the first season taking place in 1900-01. There were no teams in 1904-05 and 1905-06.
- The Commodores have been named to 15 NCAA Tournaments and 12 NIT's. Vanderbilt advanced to the Elite 8 in 1965 (field of 23), and the Sweet 16 in 1988, 1993, 2004, and 2007. The Commodores captured the NIT Championship in 1990 and finished runner-up in 1994.
- The Commodores are a charter member of the SEC, with the 2017-18 season being the 85th year in the conference.
- Vanderbilt is the only private institution in the SEC with the lowest enrollment of any of the 14 schools (6,738).
- Vanderbilt's Perry Wallace became the first African-American scholarship basketball player in the SEC when he took the court in 1967.
- The Commodores have 47 career 1,000-point scorers, with Shan Foster (2004-08) the all-time leading scorer with 2,011 career points.
- Vanderbilt has had 12 All-Americans since 1950. They are: Billy Joe Adcock (1950), Clyde Lee (1965), Tom Hagan (1969), Jan van Breda Kolff (1974), Will Perdue (1988), Billy McCaffrey (1993), Dan Langhi (2000), Matt Freije (2004), Derrick Byars (2007), Shan Foster (2008), and John Jenkins (2011).
- Vanderbilt had two players selected in the 2016 NBA Draft - Wade Baldwin IV, Memphis, 17th pick and Damian Jones, Golden State 30th pick - one of only three schools with two or more players drafted in the first round. In all, 37 Vanderbilt players have been selected in the NBA Draft since 1950.
- The Commodores had three players drafted in the first 31 picks of the 2012 NBA Draft - John Jenkins, Atlanta, 23rd pick, Festus Ezeli, Golden State, 30th pick, Jeffery Taylor, Charlotte, 31st pick - the most by the Commodores in one draft.
- The Commodores ended a 61-year SEC Tournament drought in 2012 by claiming the tournament championship in New Orleans, the team's first SEC tournament championship since 1951.
- Kevin Stallings is the winningest coach in Vanderbilt history with 322 total victories (17 years, 322-220).
- All three of the university's top all-time scorers played for Kevin Stallings (Foster, Jeffery Taylor, Matt Freije). John Jenkins, who is 10th on the list, also played for him.
- Vanderbilt's intercollegiate athletics teams are nicknamed the Commodores, in honor of the nickname given to founder Cornelius Vanderbilt, who made his fortune in shipping. Vanderbilt donated \$1 million to begin "Central University" in 1875 - the campus was later renamed for Cornelius because of his generosity. Cornelius never stepped foot on the campus that bears his namesake.

SEC STANDINGS

2017-18 SEC STANDINGS (3/5)

	SEC	Pct.	All	Pct.
Auburn	13-5	.722	25-6	.806
Tennessee	13-5	.722	23-7	.767
Florida	11-7	.611	20-11	.645
Kentucky	10-8	.556	21-10	.677
Missouri	10-8	.556	20-11	.645
Arkansas	10-8	.556	21-10	.677
Miss. State	9-9	.500	21-10	.677
Texas A&M	9-9	.500	20-11	.645
Alabama	8-10	.444	17-14	.548
LSU	8-10	.444	17-13	.567
South Carolina	7-11	.389	16-15	.516
Georgia	7-11	.389	16-14	.533
Vanderbilt	6-12	.333	12-19	.387
Ole Miss	5-13	.278	12-19	.387

SEC STATS

VU TEAM SEC RANKINGS (3/5)

Category	SEC (FINAL)	All
Scoring	4th (73.2)	11th (72.7)
Scoring Defense	12th (77.4)	12th (73.9)
Scoring Margin	13th (-4.2)	13th (-1.2)
FT%	4th (.743)	3rd (.742)
FG%	3rd (.450)	10th (.438)
FG% Defense	14th (.491)	14th (.476)
3FG%	3rd (.371)	6th (.353)
3FG% Defense	14th (.436)	14th (.381)
3FG Made	2nd (9.6)	3rd (9.1)
Rebound Margin	9th (-0.5)	9th (+0.5)
Blocks	13th (3.3)	12th (3.4)
Assists	11th (12.1)	14th (12.3)
Steals	13th (4.5)	13th (4.9)
Turnover Margin	12th (-2.3)	11th (-1.8)
Assist/TO Ratio	8th (1.0)	8th (1.0)

VU INDIVIDUAL SEC RANKINGS (3/5)

Jeff Roberson	SEC (FINAL)	Total
Scoring	2nd (18.5)	5th (17.0)
Rebounding	6th (6.7)	5th (7.2)
FT%	NA	2nd (.852)
Def. Rebounding	5th (5.1)	4th (5.3)
FG%	5th (.486)	4th (.482)
3FG%	10th (.385)	NA
3FG Made	T-10th (2.1)	NA
Minutes Played	3rd (35.9)	3rd (34.3)
Riley LaChance	SEC (FINAL)	Total
FG%	9th (.464)	NA
3PT%	9th (.397)	5th (.415)
3FG Made	T-4th (2.7)	5th (2.5)
A/TO Ratio	5th (2.2)	4th (2.6)
Assists	T-8th (3.7)	NA
Minutes Played	T-10th (32.6)	9th (31.5)
Saben Lee	SEC (FINAL)	Total
Steals	T-10th (1.2)	NA
Clevon Brown	SEC (FINAL)	Total
Blocks	T-7th (1.6)	NA

2017-18 ALL-SEC TEAMS

FIRST TEAM ALL-SEC

Jaylen Barford, Arkansas
Chris Chiozza, Florida
Yante Maten, Georgia
Kevin Knox, Kentucky
Kassius Robertson, Missouri
Chris Silva, South Carolina
Grant Williams, Tennessee
Tyler Davis, Texas A&M

SECOND TEAM ALL-SEC

Collin Sexton, Alabama
Daryl Macon, Arkansas
Bryce Brown, Auburn
Jared Harper, Auburn
Shai Gilgeous-Alexander, Kentucky
Quinnndary Weatherspoon, Mississippi State
Admiral Schofield, Tennessee
Jeff Roberson, Vanderbilt

ALL-FRESHMAN TEAM

Collin Sexton, Alabama
Daniel Gafford, Arkansas
Shai Gilgeous-Alexander, Kentucky
Kevin Knox, Kentucky
Tremont Waters, LSU
Nick Weatherspoon, Mississippi State
Jontay Porter, Missouri
TJ Starks, Texas A&M

ALL-DEFENSIVE TEAM

Donta Hall, Alabama
Anfernee McLemore, Auburn
Chris Chiozza, Florida
Chris Silva, South Carolina
Robert Williams, Texas A&M

COACH OF THE YEAR

Rick Barnes, Tennessee

PLAYER OF THE YEAR

Grant Williams, Tennessee

SCHOLAR ATHLETE OF THE YEAR

Juwan Parker, Georgia

CO-FRESHMAN OF THE YEAR

Collin Sexton, Alabama
Kevin Knox, Kentucky

CO-SIXTH MAN OF THE YEAR

Jontay Porter, Missouri
Lamonté Turner, Tennessee

DEFENSIVE PLAYER OF THE YEAR

Chris Silva, South Carolina
Robert Williams, Texas A&M



THE LAST TIME...

VANDERBILT INDIVIDUALS

Scoring:

Scored 25 points – Riley LaChance (26), at LSU, 2/20/2018

Scored 30 points – Jeff Roberson (30), at Auburn, 2/3/2018

Scored 35 points – Billy McCaffrey (35), vs. Georgia, 2/24/1993

Scored 40 points – Shan Foster (42) vs. Mississippi State, 3/5/2008

Two Players Had 20 Points –

Riley LaChance (26), Jeff Roberson (20) at LSU, 2/20/2018

Three Players Had 20 Points – Derrick Byars (28), Shan Foster (21) and Ross Neltner (20) vs. Toledo, 12/2/2006

Scored 20 Points in Two Straight Games – Jeff Roberson (26), Riley LaChance (21) vs. Florida (2/17/2018); Riley LaChance (26), Jeff Roberson (20) at LSU (2/20/2018)

Scored 20 Points in Three Straight Games – Jeff Roberson (22) vs. Miss. St., 2/14/18; Jeff Roberson (26) vs. Florida, 2/17/18; Jeff Roberson (20) at LSU, 2/20/18; Riley LaChance (21) vs. Florida, 2/17/18; Riley LaChance (26) at LSU, 2/20/18; Riley LaChance (23) vs. Texas A&M, 2/24/18

Scored 20 Points in Four Straight Games

– Jeff Roberson (22), vs. Miss. St., 2/14/18; Jeff Roberson (26) vs. Florida, 2/17/18; Jeff Roberson (20) at LSU, 2/20/18; Jeff Roberson (21) vs. Texas A&M, 2/24/18

Scored 20 Points in Five Straight Games

– Jeff Roberson (21) at Tennessee, 1/23/2018; vs. LSU (20), 1/20/2018; vs. TCU (20), 1/27/2018; at Kentucky (23), 1/30/2018; at Auburn (30), 2/3/2018

Scored 20 Points in Six Straight Games

– Shan Foster vs. Georgia (29), 2/23/2008; vs. Tennessee (32), 2/26/2008; at Arkansas (22), 3/1/2008; vs. Mississippi State (42), 3/5/2008; at Alabama (21), 3/8/2008; vs. Auburn (26), 3/13/2008

Five Players Scored in Double Figures

– Riley LaChance (19), Saben Lee (19), Payton Willis (13), Joe Toye (12), Jeff Roberson (11) vs. Georgia, 2/7/2018

Seven Players Scored in Double Figures

– Damian Jones (10), Wade Baldwin IV (20), Riley LaChance (10), Nolan Cressler (14), Joe Toye (10), Matthew Fisher-Davis (12), Josh Henderson (11), vs. Detroit (12/2/15)

Four Players with 15 or more points

– Jeff Roberson (19), Matthew Fisher-Davis (19), Riley LaChance (19), Luke Kornet (16) vs. Kentucky, 1/10/2017

Double-Doubles:

Double-Double – Jeff Roberson (22 points, 11 rebounds) vs. Miss. St. (2/14/18)

20-10 game – Jeff Roberson (22 points, 11 rebounds) vs. Miss. St. (2/14/18)

30-10 game – Jeff Roberson (30 points, 10 rebounds) at Auburn, 2/3/2018

Back-to-back 20-10 games – Matt Freije vs. South Carolina (26 points, 11 rebounds) 1/28/04; vs. Kentucky (20 points, 11 rebounds) 1/31/04

Double-Double in Points and Rebounds – Jeff Roberson (22 points, 11 rebounds) vs. Miss. St. (2/14/18)

Double-Double in Points and Assists – Wade Baldwin IV (15 points, 10 assists) vs. Western Michigan, 12/30/2015

Double-Double in Points and Blocks – Luke Kornet (11 points, 10 blocks) vs. Auburn (1/12/2016)

Double-Double in Points and Steals – Never

Double-Double in Two Consecutive games

– Jeff Roberson (13 points, 10 rebounds) vs. Austin Peay, 11/10/17; (13 points, 10 rebounds) at Belmont (13 points, 12 rebounds) 11/10/2017

Double-Double in three consecutive games – Jeff Roberson vs. Austin Peay (13 points, 10 rebounds) 11/10/2017; at Belmont (13 points, 12 rebounds) 11/10/2017; vs. UNC Asheville (17 points, 12 rebounds) 11/10/2017

Two players record double-double

– Damian Jones (24 points, 12 rebounds), Luke Kornet (10 points, 10 rebounds) vs. Trevecca, 11/16/2014

Triple-Doubles:

Triple-Double – Luke Kornet (11 points, 11 rebounds, 10 blocks) vs. Auburn, 1/12/16; Brad Tinsley (11 points, 10 rebounds, 10 assists) vs. Presbyterian, 11/12/2010

Field Goals:

Made 10 FG in a game – Jeff Roberson (10) at Auburn, 2/3/2018

Made 11 FG in a game – Matthew Fisher-Davis (11) vs. Auburn, 1/4/2017

Made 12 FG in a game – Damian Jones (12) at Florida, 2/23/2016

Made 16 FG in a game – Shan Foster (16) vs. Mississippi State, 3/5/2008

Attempted 15 FG in a game – Jeff Roberson (15) vs. Missouri, 2/27/2018

Attempted 16 FG in a game – Riley LaChance (16) vs. Missouri, 2/27/2018

Attempted 17 FG in a game – Jeff Roberson (17) at Auburn, 2/3/2018

Attempted 18 FG in a game – Riley LaChance (18) at LSU, 2/20/2018

Attempted 19 FG in a game – Rod Odom (19) vs. Missouri, 1/16/14

Attempted 20 FG in a game – Jeff Roberson (20), vs. Texas A&M, 2/24/18

Three-Pointers:

Made 5 3-pointers in a game – Riley LaChance (5) vs. Missouri, 2/27/2018

Made 6 3-pointers in a game – Riley LaChance (6) vs. Texas A&M, 2/24/18

Made 7 3-pointers in a game – Matthew Fisher-Davis (7) vs. Auburn, 1/4/2017

Made 8 3-pointers in a game – Shan Foster (8) vs. UMass, 1/5/2008

Made 9 3-pointers in a game – Shan Foster (9) vs. Mississippi State, 3/5/2008

Attempted 10 3-pointers in a game – Riley LaChance (10) vs. Missouri, 2/27/2018

Attempted 15 3-pointers in a game – John Jenkins (16) vs. Oregon, 11/11/2011

Free Throws:

Made 10 FT in a game – Jeff Roberson (10), at Kentucky, 1/30/2018

Made 12 FT in a game – Jeff Roberson (12) vs. Florida, 2/17/2018

Made 13 FT in a game – A.J. Ogilvy (13) vs. DePaul, 12/5/2009

Made 18 FT in a game – Matt Freije (18) vs. Indiana, 11/24/2003

Attempted 12 FT in a game – Jeff Roberson (12) vs. Florida, 2/17/2018

Attempted 14 FT in a game – Wade Baldwin IV (14) vs. Florida, 1/26/2016

Attempted 15 FT in a game – Saben Lee (16) vs. Kansas St., 12/3/2017

Rebounds:

10 Rebounds in a game – Jeff Roberson (11), vs. Miss. St. (2/14/18)

15 Rebounds in a game – Jeff Roberson (16) vs. Minnesota, 12/3/16

10+ Rebounds in Three Consecutive Games – Jeff Roberson vs. Austin Peay (10) 11/10/2017; at Belmont (12) 11/10/2017; vs. UNC Asheville (12) 11/10/2017

Assists:

8 Assists – Riley LaChance (8) vs. Miss. St. (2/14/18)

9 Assists – Saben Lee (9) vs. Texas A&M, 2/24/18

10 Assists – Wade Baldwin IV (10) vs. Auburn, 1/12/16

11 Assists – Mario Moore (13) vs. Arkansas, 2/19/2005

12 Assists – Mario Moore (13) vs. Arkansas, 2/19/2005

13 Assists – Mario Moore (13) vs. Arkansas, 2/19/2005

14 Assists – Billy McCaffrey (14) vs. Kentucky, 1/13/1993

5+ Assists in Four Consecutive Games – Wade Baldwin IV (8) vs. Texas A&M, 2/4/16; (9) at Ole Miss, 2/6/16; (7) vs. Missouri, 2/10/16; (7) at Auburn, 2/13/16; (9) at Miss. St., 2/16/16; (7) vs. Georgia, 2/20/16

8+ Assists in Two Consecutive Games – Atiba Prater (9) at Georgia, 2/2/2000; (9) vs. Boston College, 2/6/2000

Blocks:

4 Blocked Shots – Matthew Fisher-Davis (4) at South Carolina, 1/6/2018

5 Blocked Shots – Luke Kornet (5) vs. Texas A&M, 2/16/2017

6 Blocked Shots – Luke Kornet (6) at Texas A&M, 3/5/2016

7 Blocked Shots – Clevon Brown (8) at Ole Miss, 3/3/2018

10 Blocked Shots – Luke Kornet (10) vs. Auburn, 1/12/16

Steals:

4 Steals – Jeff Roberson (4) vs. Missouri, 2/27/2018

5 Steals – Riley LaChance (5) vs. Penn, 12/22/2014

6 Steals – Dan Cage (6) vs. Furman, 11/28/2006

7 Steals – James Strong (8) vs. Morehead State, 11/24/1998

8 Steals – James Strong (8) vs. Morehead State, 11/24/1998

Minutes:

Played every minute – Jeff Roberson at Ole Miss, 3/3/2018

Played over 40 minutes – Jeff Roberson (43), at Kentucky, 1/30/2018

All 5 starters played 40 minutes – Steve Tchiengang (40), Brad Tinsley (40), Lance Goulbourne (41), Jeffery Taylor (41), and John Jenkins (41), at Louisville, 12/2/2011

Fouls:

Technical Foul – Team, at Arkansas, 2/10/2018

Fouled Out – Ejike Obinna, vs. Texas A&M, 2/24/18

Two Players Fouled Out – Riley LaChance, Djery Baptiste, vs. Kansas St., 12/3/2017

Three Players Fouled Out – Saben Lee, Clevon Brown, Djery Baptiste vs. Tennessee, 1/9/2018

TEAM

Started the game with Opponent Technical Foul – Furman bench, 12/22/2008

Scored 95 or more points – 102 vs. Detroit, 12/2/15 (W, 102-52)

Scored 100 or more points – 102 vs. Detroit, 12/2/2015 (W, 102-52)

Scored 100 or more points (SEC game) – 102 at Ole Miss, 2/16/2012 (W, 102-76)

Scored 110 or more points – 113 vs. Alabama A&M 12/30/1998 (W, 113-71)

Scored 110 or more points (SEC game) – 111 vs. Alabama 2/21/1972 (W, 111-91)

Scored 120 or more points – 130 vs. Ole Miss 12/22/1970 (W, 130-112)

Scored 120 or more points (SEC game) – 130 vs. Ole Miss 12/22/1970 (W, 130-112)

Scored 130 or more points – 130 vs. Ole Miss 12/22/1970 (W, 130-112)

Scored Less than 50 points – 42 vs. Virginia (42), 11/23/2017

Scored Less than 40 points – 38 at Tennessee (L, 76-38), 3/1/2014

Scored 20 or less points in half – 17 (1st half), vs. Virginia, 11/23/2017 (L, 42-68)

Scored 90+ points in three consecutive games – 95 vs. Bradley, 11/24/2007 (W, 95-86); 91 vs. South Alabama, 11/29/2007 (W, 91-88); vs. Georgia Tech, 12/1/2007 (W, 92-79)

Allowed 90 or more points – 91, at Auburn, 2/3/2018 (L, 93-81)

Allowed 100 or more points – 106, Kentucky, 3/5/2003 (L, 44-106)

Allowed Less than 50 points – 48, vs. Houston Baptist, 12/20/2017 (W, 81-48)

Allowed 40 or Less points – 31, at Mississippi State, 2/23/2013 (W, 72-31)

Shot 60% or better – .609 vs. Tenn. St., 11/23/14 (W, 78-46)

Shot 60% or better from three – .643 vs. Purdue, 12/13/14 (W, 81-71)





THE LAST TIME...

Shot over 67% FG – .679 vs. TSU, 12/19/2009 (W, 84-71)

Shot 50% or better – .527 at Ole Miss, 3/3/2018

Shot lower than 30% – .250 at Arkansas 2/10/18 (L, 54-72)

Allowed 60% shooting – .625 at LSU, 2/20/2018 (L, 78-88)

Scored 100 points in two consecutive games – 111 vs. North Alabama 12/20/1980 (W, 111-79) and 111 vs. Memphis 12/23/1980 (W, 111-96)

Scored 100 points in three consecutive games – Never

Scored 60 points in Consecutive SEC games – 104 vs. LSU 2/19/1972 (W, 104-83) and 111 vs. Alabama 2/21/1972 (W, 111-91)

Won game by 70 points or more – 71 vs. Union (Tenn.) (W, 95-24), 1911-12

Won game by 60 points or more – 71 vs. Union (Tenn.) (W, 95-24), 1911-12

Won game by 50 points or more – 50 vs. Detroit (W, 102-52) 12/2/2015

Lost by 25 or More Points – vs. Virginia, 11/23/17 (L, 68-42)

Game decided by one point – vs. Miss. St. (2/14/18) (W, 81-80)

Two consecutive games decided by one point – at South Carolina (L, 70-71) 1/7/1998 and Tennessee (W, 80-79) 1/10/1998

Three consecutive games decided by one point – Never

Shot 90% or Better from Free Throw Line (min. 10 att.) – 91.7% vs. Florida, 2/17/2018 (22-24)

Shot less than 50% from Free Throw Line – 46.9% vs. Morgan State (15-32) 11/23/13

Shot less than 20% from 3PT – .158 (3-19) vs. Wichita State 3/15/16 (L, 70-50)

Attempted 30 FT – 30 (20-30) vs. LSU, 1/20/2018

Attempted 35 FT – 39 (29-39) at Tennessee, 1/20/2016

Attempted 40 FT – 42 (29-42) vs. Florida, 2/3/2015

Attempted five or less FT – 3 at Texas A&M, 1/31/2017

Made 30 FT – 38, vs. Western Carolina, 12/16/14

Made 15 3FG – 17 vs. Alcorn St., 12/22/2017

Won an Overtime Game – vs. Florida 3/10/2017 (W, 72-62)

Lost an Overtime Game – at Kentucky, 1/30/2018 (L, 81-83)

Played Two Overtimes – vs. Yale 1/3/15 (W, 79-74)

Played Three Overtimes – at Ole Miss 2/17/1982 (L, 51-48)

Played Four Overtimes – at Ole Miss 2/17/1982 (L, 51-48)

Played consecutive games that went to overtime – vs. Xavier 11/28/2011 (L, 82-70) and at Louisville, 12/2/2011 (L, 62-60)

Had 20 Turnovers – 26, at Arkansas, 1/5/2016

Had 10 Blocks – 10, vs. Auburn, 1/12/2016

Scored 30 points – Shai Gilgeous-Alexander (30) at Kentucky, 1/30/2018

Scored 35 points – Grant Williams (37), vs. Tennessee, 1/9/2018

Scored 40 points – Morris Almond (44), Rice, 1/3/2007

Two Players Had 20 Points – Grant Williams (37), Admiral Schofield (22), vs. Tennessee, 1/9/2018

Five Players Scored in Double Figures Deandre Burnett (17), Terence Davis (17), Breein Tyree (11), Justas Furmanavicius (11), Sebastian Saiz (10), vs. Ole Miss, 2/4/2017

Six Players Scored in Double Figures – Bam Doyno (22), Dwayne Curtis (12), Todd Abernethy (11), Clarence Sanders (11), Polynice (10) and Williams (10), vs. Ole Miss, 1/27/2007

Four Players with 15 or more points – Erik Daniels (20), Marquis Estill (17), Kelenna Azubuike (16) and Gerald Fitch (15) vs. Kentucky, 3/5/2003

Double-Doubles:

Double-Double – Duop Reath (31 points, 13 rebounds) vs. LSU, 1/20/2018

Triple-Double – Sam Muldrow (16 points, 14 rebounds and 10 blocks) at South Carolina, 1/8/2010

20-10 game – Dylan Windler (24 points, 11 rebounds), at Belmont, 11/13/2017

30-10 game – Ben Simmons (36 points, 14 rebounds), LSU, 1/2/2016

Double-Double in Points and Rebounds

– Duop Reath (31 points, 13 rebounds) vs. LSU, 1/20/2018

Double-Double in Points and Assists – Nick Calathes (15 points, 10 assists) at Florida, 1/27/2008

Two players record double-doubles – Prince Ibeh (13 points, 11 rebounds), Kerwin Roach, Jr. (15 points, 11 rebounds), at Texas, 1/30/2016

Field Goals:

Made 10 FG in a game – Tremont Waters (10) at LSU, 2/20/2018

Made 11 FG in a game – Tyler Davis (11), vs. Texas A&M, 2/16/2017

Made 12 FG in a game – Shai Gilgeous-Alexander (12) at Kentucky, 1/30/2018

Made 13 FG in a game – Duop Reath (13) vs. LSU, 1/20/2018

Attempted 15 FG in a game – Chris Silva (15) at South Carolina, 1/6/2018

Attempted 16 FG in a game – Giddy Potts (16) vs. M. Tennessee, 12/6/2017

Attempted 17 FG in a game – Daryl Macon (17), at Arkansas, 2/10/2018

Attempted 18 FG in a game – Tremont Waters (18) at LSU, 2/20/2018

Attempted 19 FG in a game – Shai Gilgeous-Alexander (19) at Kentucky, 1/30/2018

Attempted 20 FG in a game – Duop Reath (20) vs. LSU, 1/20/2018

Attempted 25 FG in a game – Malik Monk (25) at Kentucky, 2/28/2017

Three-Pointers:

Made 5 3-pointers in a game – Xavian Stapleton (5), vs. Miss. St. (2/14/18)

Made 6 3-pointers in a game

– Jamal Murray, vs. Kentucky (6), 2/27/16

Made 7 3-pointers in a game – Chandler Parsons (7) vs. Florida, 1/25/2009

Made 8 3-pointers in a game – Brian Sullivan (8) vs. Miami (OH), 1/2/2012

Attempted 10 3-pointers in a game – Jordan McLaughlin (11), vs. USC, 11/19/2017

Free Throws:

Made 10 FT in a game – Grant Williams (12) at Tennessee, 1/23/2018

Made 16 FT in a game – Ben Simmons (16), LSU, 1/2/2016

Made 17 FT in a game – Morris Almond (17) at Rice, 1/3/2007

Attempted 10 FT in a game – Tyler Davis vs. Texas A&M, 2/24/18

Attempted 13 FT in a game – Ian Dubose (13) vs. Houston Baptist, 12/20/2017

Attempted 14 FT in a game – Grant Williams, (14) at Tennessee, 1/23/2018

Attempted 15 FT in a game – Grant Williams (15) vs. Tennessee, 1/9/2018

Rebounds:

10 Rebounds in a game – Duop Reath (13) vs. LSU, 1/20/2018

15 Rebounds in a game – Sebastian Saiz (16), vs. Ole Miss, 2/4/2017

18 Rebounds in a game – Daniel Northern (18) vs. Tennessee Tech, 12/20/2008

19 Rebounds in a game – Omar Samhan (19) at St. Mary's, 11/20/2009

20 Rebounds in a game – Roy Rogers (20) at Alabama, 1/3/1996

Assists

8 Assists – Lamar Peters (8) vs. Miss. St. (2/14/18)

9 Assists – Tremont Waters (9) at LSU, 2/20/2018

10 Assists – Alex Caruso (10) at Texas A&M, 1/31/2015

11 Assists – Dee Bost (11) vs. Mississippi State, 3/11/2011

12 Assists – Jared Harper (14) at Auburn, 2/3/2018

Blocks:

4 Blocked Shots – Kevarrus Hayes (4), at Florida, 12/30/2017

5 Blocked Shots – Karl-Anthony Towns, (7), at Kentucky, 1/20/15

6 Blocked Shots – Reggie Lynch, (6), vs. Minnesota, 12/3/16

7 Blocked Shots – Daniel Gafford, (7), at Arkansas, 2/10/18

8 Blocked Shots – Jarvis Varnado (9) vs. Mississippi State, 2/3/2010

10 Blocked Shots – Sam Muldrow (10) at South Carolina, 1/8/2011

Steals:

5 Steals – Devon Baukman (5) vs. Tennessee, 3/10/2016

6 Steals – Jajuan Johnson (6) vs. Marquette, 11/11/2016

7 Steals – Aaron Lucas (7) at South Carolina, 1/19/2002

8 Steals – Steve Wojciechowski (8) at Duke, 11/22/1996

Two players with 3 steals – Bobby Portis (4), Rashad Madden (3) at Arkansas, 1/10/15

Minutes:

Played every minute – Jordan Barnett vs. Missouri, 2/27/2018

Played over 40 minutes – Kevin Knox (40), at Kentucky, 1/30/2018

Fouls:

Technical Foul – Xavian Stapleton, vs. Miss. St. (2/14/18)

Fouled Out – Marcanvis Hyman, at Ole Miss, 3/3/2018

Three Players Fouled Out – Donte' Williams, Nemanja Djuricic, John Florveus vs. Georgia, 1/14/2012

OPPONENT - TEAM

Scored 90 or more points at Memorial Gym – 92 vs. Tennessee, 1/9/2018 (L, 84-92)

Scored 100 or more points – 106 at Kentucky 3/5/2003 (L, 44-106)

Scored 110 or more points – 120 vs. Kentucky 2/7/1996 (L, 81-120)

Scored 120 or more points – 120 vs. Kentucky 2/7/1996 (L, 81-120)

Scored 130 or more points – Never

Scored Less than 50 points – 41 vs. Texas A&M, 3/9/17 (W, 66-41)

Scored Less than 40 points – 31 at Mississippi State, 2/23/2013 (W, 72-31)

Shot 50% or Better – .578 vs. Missouri, 2/27/2018 (Missouri, 74-66)

Shot 60% or Better – .625 at LSU (LSU 88, VU 78), 2/20/2018

Shot 60% or Better from 3PT – .654 (17-26), at Auburn, 2/3/2018

Shot less than 30% FG – .262 (16-61), vs. Houston Baptist, 12/20/2017 (W, 81-48)

Shot less than 15% from 3PT – .056 (1-18), vs. Houston Baptist, 12/20/2017 (W, 81-48)

Held Opponent Without a 3-Pointer – vs. Nebraska, 11/18/10 (W, 59-49)

Shot 90% or Better from Free Throw Line – .90.0, at Florida, 12/30/2017 (27-30)

Shot less than 50% from Free Throw Line – .467, vs. Minnesota, 12/3/2016 (L, 52-56)

Attempted 30 FT – 32, vs. Texas A&M, 2/24/18

Attempted 40 FT – 42 at Mississippi State, 2/12/2007

Attempted 45 or More FT – 49 at South Carolina, 1/28/2009

Attempted Zero FT – vs. TCU, 1/27/2018

Attempted five or less FT – 1 vs. Miami (OH), 1/2/2012

Made 30 FT – 32, at South Carolina, 1/28/2009

Made 0 FT – vs. TCU, 1/27/2018

Made 12 3PT – 12, vs. Missouri, 2/27/2018

Made 15 3PT – 17, at Auburn, 2/3/2018

Attempted 30 or more 3PT – 41 vs. Belmont, 11/15/16

Had 20 Turnovers – 20 vs. MTSU, 12/21/2012

OPPONENT - INDIVIDUALS

Scoring:

Scored 25 points – Tremont Waters (28) at LSU, 2/20/2018





LARRY AUSTIN, JR.

3

R-Junior, Guard
6'2" 185 lbs.
Springfield, Ill.
Xavier University

SEASON HIGHS

Points: 13, vs. USC (11/19/17)
FG Made: 5, vs. USC (11/19/17)
FG Atts: 9, vs. USC (11/19/17)
3FG Made: 1, vs. Alcorn St. (12/22/17)
3FG Atts: 1, 3x, last vs. Alcorn St. (12/22/17)
FT Made: 3, vs. USC (11/19/17)
FT Atts: 7, vs. USC (11/19/17)
Rebounds: 4, vs. USC (11/19/17)
Assists: 6, vs. USC (11/19/17)
Turnovers: 2, vs. USC (11/19/17)
Blocks: 1, at Arkansas (2/10/18)
Steals: 1, 3x, last at Tennessee (1/23/18)
Minutes: 32, vs. USC (11/19/17)

CAREER HIGHS

Points: 13, vs. USC (11/19/17)
FG Made: 6, Wright State (12/8/15)
FG Atts: 9, vs. USC (11/19/17)
3FG Made: 1, vs. Alcorn St. (12/22/17)
3FG Atts: 1, 4x, last vs. Alcorn St. (12/22/17)
FT Made: 4, at DePaul (1/30/16)
FT Atts: 7, vs. USC (11/19/17)
Rebounds: 6, vs. Wright State (12/8/15)
Assists: 4, 2x, last at DePaul (1/30/16)
Turnovers: 3, 2x, last vs. W. Kentucky (12/5/15)
Blocks: 1, at Arkansas (2/10/18)
Steals: 3, vs. Missouri (11/17/15)
Minutes: 32, vs. USC (11/19/17)

AUSTIN, JR. NOTEBOOK

- ✪ Tied team-high with eight points at Arkansas.
- ✪ Played 17 minutes at Tennessee, the most since playing 21 against Virginia on November 23.
- ✪ Scored career-high 13 points in overtime loss to USC.
- ✪ Transferred from Xavier in the spring of 2016; redshirted the 2016-17 season after transferring.
- ✪ Scored a career-high 12 points to go with five rebounds and four assists in 17 minutes at DePaul on Jan. 30 ... Averaged 9.8 minutes per game as the backup point guard ... Scored six points in 11 minutes at St. John's on Jan. 6 ... Contributed four points and three assists in 12 minutes vs. USC on Nov. 27.
- ✪ 2014 Class 3A unanimous First Team All-State selection by the Associated Press, Chicago Tribune and Chicago Sun-Times at Lanphier High School.
- ✪ Larry Austin, Jr...February 18, 1996...Son of Larry, Sr. and Christa Austin...Siblings are Terrian, Trinere, Tiera, Deandre, and Nick...Majoring in Sociology...Advice to youngsters: "Stay in School."

AUSTIN, JR. GAME-BY-GAME (JUNIOR)

Opponent	M	FG-A	3P-A	FT-A	Reb	PF	A	T	B	S	PTS
N10 Austin Peay*	20	1-4	0-1	0-2	3	1	2	1	0	0	2
N13 @Belmont*	10	1-2	0-0	0-0	1	0	0	0	0	0	2
N17 UNC Asheville	18	0-2	0-0	2-4	1	1	2	0	0	1	2
N19 USC	32	5-9	0-0	3-7	4	4	6	2	0	0	13
N23 vs. Virginia	21	2-6	0-0	1-2	5	2	0	1	0	1	5
N24 Seton Hall*	16	0-3	0-1	0-0	1	3	2	3	0	0	0
N28 Radford	4	0-1	0-0	0-0	0	1	0	0	0	0	0
D3 Kansas State	DNP										
D6 Middle Tennessee	DNP										
D17 @Arizona State	13	2-3	0-0	2-2	1	2	0	0	0	0	6
D20 Houston Baptist	14	0-1	0-1	1-2	4	3	2	1	0	0	1
D22 Alcorn State	15	2-4	1-1	0-0	2	2	2	0	0	0	5
D30 @Florida	7	0-1	0-0	0-0	0	0	1	1	0	0	0
J2 Alabama	DNP										
J6 @South Carolina	0+	0-0	0-0	0-0	0	0	0	0	0	0	0
J9 Tennessee	DNP										
J13 Kentucky	DNP										
J16 @Miss. State	16	2-2	0-0	0-0	1	1	2	0	0	1	4
J20 LSU	6	1-2	0-0	0-0	1	1	0	0	0	0	2
J23 @Tennessee	17	0-2	0-0	2-2	3	2	3	1	0	1	2
J27 TCU	10	2-3	0-0	0-0	0	1	0	0	0	0	4
J30 @Kentucky	4	1-1	0-0	0-0	0	1	1	1	0	0	2
F3 @Auburn	2	0-0	0-0	0-0	1	0	0	1	0	0	0
F7 Georgia	DNP										
F10 @Arkansas	11	3-4	0-0	2-2	3	1	1	0	1	0	8
F14 Miss. State	4	0-1	0-0	0-0	1	0	0	1	0	0	0
F17 Florida	DNP										
F20 @LSU	4	0-1	0-0	0-0	1	0	0	0	0	0	0
F24 Texas A&M	2	0-1	0-0	0-0	0	1	0	1	0	0	0
F27 Missouri	DNP										
M3 @Ole Miss	DNP										
M7 vs. Georgia											

Austin's Overall Statistics

Year	GP	GS	Min	Avg	FG	FGA	Pct	3FG	3FGA	Pct	FT	FTA	Pct	Off	Def	Tot	Avg	PF	FO	Ast	TO	Blk	Stl	Pts	Avg
2014-15*	26	1	111	4.3	7	14	.500	0	0	.000	3	4	.750	1	10	11	0.4	15	0	6	11	0	5	17	0.7
2015-16*	34	0	334	9.8	21	52	.404	0	1	.000	20	32	.625	8	30	38	1.1	40	0	39	26	0	19	62	1.8
2017-18	22	3	251	11.4	22	53	.415	1	4	.250	13	23	.565	10	23	33	1.5	27	0	24	14	1	4	58	2.6
TOTAL	82	4	696	8.5	50	119	.420	1	5	.200	36	59	.610	19	63	82	1.0	82	0	69	51	1	28	137	1.7

Austin's SEC Statistics

Year	GP	GS	Min	Avg	FG	FGA	Pct	3FG	3FGA	Pct	FT	FTA	Pct	Off	Def	Tot	Avg	PF	FO	Ast	TO	Blk	Stl	Pts	Avg
2017-18	11	0	73	6.6	7	15	.467	0	0	.000	4	4	1.000	4	7	11	1.0	7	0	8	6	1	2	18	1.6
TOTAL	11	0	73	6.6	7	15	.467	0	0	.000	4	4	1.000	4	7	11	1.0	7	0	8	6	1	2	18	1.6



DJERY BAPTISTE

12

R-Sophomore, Center
6'10" 235 lbs.
Gonaives, Haiti
Prestonwood Christian HS

SEASON HIGHS

Points: 13, vs. UNC Asheville (11/17/17)
FG Made: 5, vs. UNC Asheville (11/17/17)
FG Atts: 7, vs. M. Tennessee (12/6/17)
3FG Made:
3FG Atts:
FT Made: 5, vs. USC (11/19/17)
FT Atts: 6, vs. USC (11/19/17)
Rebounds: 9, vs. Kansas State (12/3/17)
Assists: 1, 4x, last vs. Missouri (2/27/18)
Turnovers: 3, vs. Kansas State (12/3/17)
Blocks: 3, 2x, last vs. Alabama (1/2/18)
Steals: 3, at South Carolina (1/6/18)
Minutes: 34, vs. USC (11/19/17)

CAREER HIGHS

Points: 13, vs. UNC Asheville (11/17/17)
FG Made: 5, vs. UNC Asheville (11/17/17)
FG Atts: 6, 2x, last vs. Kansas State (12/3/17)
3FG Made:
3FG Atts:
FT Made: 5, vs. USC (11/19/17)
FT Atts: 6, 2x, last vs. USC (11/19/17)
Rebounds: 9, vs. Kansas State (12/3/17)
Assists: 1, 5x, last vs. Missouri (2/27/18)
Turnovers: 3, vs. Kansas State (12/3/17)
Blocks: 3, 3x, last vs. Alabama (1/2/18)
Steals: 3, at South Carolina (1/6/18)
Minutes: 34, vs. USC (11/19/17)

BAPTISTE NOTEBOOK

- ✪ Scored in double figures for second time this season at South Carolina with 10 points.
- ✪ Tallied career highs in points (13), field goals made (5), then-rebounds (8), and minutes played (25) in win over UNC Asheville; played career-high 34 minutes vs. USC - scored nine points and had seven rebounds.
- ✪ Had career-high nine rebounds vs. Kansas State.
- ✪ Played in all 35 games and made one start in 2016-17. Averaged 1.8 points and 1.9 rebounds per game.
- ✪ Tied a career high with eight points in win over Miss. State.
- ✪ Made first career-start vs. Butler.
- ✪ Tallied career-high eight points and three rebounds vs. Belmont; had 7 points and 7 rebounds vs. Norfolk St.
- ✪ Redshirted the 2015-16 season.
- ✪ Signed with the Commodores in November of 2014...Chose the Commodores over UConn, SMU, Oregon, and USC, and was ranked the eighth-best player in the state of Texas according to ESPN.
- ✪ Originally from Haiti, Baptiste is one of the most physically impressive prospects in the 2015 class. He speaks four languages and hopes to one day be a diplomat in his native country.
- ✪ Attended the Prestonwood Christian Academy in Plano, Texas, where he averaged 10 points, 10 rebounds, three blocks, two assists, and one steal in his senior season...Helped lead his Lion teams to four consecutive state championships...Named his team's Defensive Player of the Year in his senior season.
- ✪ Djery Jean Baptiste...November 12, 1995...Son of Hebert Jean Baptiste and Wislonde Destin...Plans to major in Public Policy and Linguistics...Recipient of the Myer Family Men's Basketball Scholarship...Advice to youngsters: "Seek God."

BAPTISTE GAME-BY-GAME (SOPHOMORE)

Opponent	M	FG-A	3P-A	FT-A	Reb	PF	A	T	B	S	PTS
N10 Austin Peay*	12	1-1	0-0	0-0	4	4	1	2	0	2	2
N13 @Belmont*	13	0-2	0-0	1-2	4	4	0	2	1	0	1
N17 UNC Asheville	25	5-6	0-0	3-4	8	4	1	2	1	0	13
N19 USC	34	2-2	0-0	5-6	7	3	0	1	0	0	9
N23 vs. Virginia	20	1-1	0-0	3-4	6	1	1	0	0	0	3
N24 Seton Hall	15	0-1	0-0	2-2	2	5	0	2	0	0	2
N28 Radford*	31	3-5	0-0	2-3	3	0	0	0	1	0	8
D3 Kansas State*	25	2-6	0-0	1-2	9	5	0	3	2	1	5
D6 Middle Tennessee*	22	2-7	0-0	0-0	6	2	1	0	3	0	4
D17 @Arizona State	DNP										
D20 Houston Baptist	9	1-3	0-0	0-0	4	4	0	1	1	0	2
D22 Alcorn State	8	1-1	0-0	0-0	2	1	0	0	0	0	2
D30 @Florida	7	0-0	0-0	0-0	2	2	0	1	2	0	0
J2 Alabama	24	1-1	0-0	0-0	7	1	0	0	3	0	2
J6 @South Carolina	24	3-7	0-0	4-5	5	5	0	0	0	3	10
J9 Tennessee*	17	0-2	0-0	1-2	4	5	1	1	1	0	1
J13 Kentucky*	21	0-2	0-0	2-2	4	4	0	1	2	0	2
J16 @Miss. State*	12	1-3	0-0	0-0	2	2	0	1	0	0	2
J20 LSU*	25	0-2	0-0	1-3	5	3	0	0	3	0	1
J23 @Tennessee*	16	2-4	0-0	0-0	5	4	0	0	1	0	4
J27 TCU	9	2-5	0-0	0-0	1	1	0	1	1	0	4
J30 @Kentucky	9	0-0	0-0	0-0	2	2	0	0	1	0	0
F3 @Auburn	3	0-0	0-0	1-2	0	0	0	0	0	0	1
F7 Georgia	10	0-0	0-0	0-0	2	1	0	0	0	0	0
F10 @Arkansas	13	1-1	0-0	2-2	2	1	0	1	1	0	4
F14 Miss. State	12	1-2	0-0	2-2	2	2	0	1	0	0	4
F17 Florida	4	0-0	0-0	0-0	1	2	0	1	0	1	0
F20 @LSU	DNP										
F24 Texas A&M	DNP										
F27 Missouri	15	0-1	0-0	0-0	1	1	1	1	1	0	0
M3 @Ole Miss	4	1-1	0-0	0-0	3	4	0	2	0	0	2
M7 vs. Georgia											

Baptiste's Overall Statistics at Vanderbilt

Year	GP	GS	Min	Avg	FG	FGA	Pct	3FG	3FGA	Pct	FT	FTA	Pct	Off	Def	Tot	Avg	PF	FO	Ast	TO	Blk	Stl	Pts	Avg
2016-17	35	1	275	7.9	25	48	.521	0	0	.000	13	20	.650	25	40	65	1.9	59	0	1	24	14	4	63	1.8
2017-18	28	10	439	15.7	30	66	.455	0	0	.000	30	41	.732	34	69	103	3.7	73	4	5	24	26	7	90	3.2
TOTAL	63	11	714	11.3	55	114	.482	0	0	.000	43	61	.705	59	109	168	2.7	132	4	6	48	40	11	153	2.4

Baptiste's SEC Statistics at Vanderbilt

Year	GP	GS	Min	Avg	FG	FGA	Pct	3FG	3FGA	Pct	FT	FTA	Pct	Off	Def	Tot	Avg	PF	FO	Ast	TO	Blk	Stl	Pts	Avg
2016-17	18	0	118	6.6	9	16	.563	0	0	.000	5	8	.625	11	18	29	1.6	28	0	0	9	5	2	23	1.3
2017-18	16	5	216	13.5	10	26	.385	0	0	.000	13	18	.722	13	34	47	2.9	39	2	2	10	15	4	33	2.1
TOTAL	34	5	334	9.8	19	42	.452	0	0	.000	18	26	.692	24	52	76	2.2	67	2	2	19	20	6	56	1.6



CLEVEN BROWN

15 | Sophomore, Forward
6'8" 233 lbs.
San Antonio, Texas
Churchill HS

SEASON HIGHS

Points: 13, vs. Austin Peay (11/10/17)
FG Made: 6, vs. Austin Peay (11/10/17)
FG Atts: 11, vs. Austin Peay (11/10/17)
3FG Made: 1, 5x, last vs. Missouri (2/27/18)
3FG Atts: 3, vs. Austin Peay (11/10/17)
FT Made: 2, 2x, last at Miss. State (1/16/18)
FT Atts: 2, 4x, last at Miss. State (1/16/18)
Rebounds: 7, at Kentucky (1/30/18)
Assists: 1, 4x, last at Tennessee (1/23/18)
Turnovers: 4, at Auburn (2/3/18)
Blocks: 8, at Ole Miss (3/3/18)
Steals: 2, 2x, last vs. Missouri (2/27/18)
Minutes: 31, at Kentucky (1/30/18)

CAREER HIGHS

Points: 13, vs. Austin Peay (11/10/17)
FG Made: 6, vs. Austin Peay (11/10/17)
FG Atts: 11, vs. Austin Peay (11/10/17)
3FG Made: 2, 2x, last at Missouri (2/11/17)
3FG Atts: 3, 2x, at Missouri (2/11/17)
FT Made: 2, 3x, last at Miss. State (1/16/18)
FT Atts: 4, vs. Texas A&M (2/16/17)
Rebounds: 7, at Kentucky (1/30/18)
Assists: 1, 5x, last at Tennessee (1/23/18)
Turnovers: 4, at Auburn (2/3/18)
Blocks: 8, at Ole Miss (3/3/18)
Steals: 2, vs. Austin Peay (11/10/17)
Minutes: 31, at Kentucky (1/30/18)

BROWN NOTEBOOK

- ✪ Tallied a career-high eight blocks at Ole Miss. Also added six points and four rebounds. Most blocks for a Commodore since Luke Kornet had 10 vs. Auburn on 1/12/16
- ✪ Played career-high in minutes against TCU (26) and Kentucky (31). Had career-high 7 rebounds at UK.
- ✪ Scored a career-high 13 points in win over Austin Peay. Also set new career bests in field goals made and steals, and tied a career high in rebounds and blocks.
- ✪ Played in 34 games and averaged 1.6 points and 1.5 rebounds per game as a freshman.
- ✪ Blocked career-high three shots vs. South Carolina.
- ✪ Had career-high eight points, six rebounds, and two blocks at Missouri.
- ✪ Tied a then-career high with six points at Texas A&M. Grabbed a career-high five rebounds against the Aggies.
- ✪ Signed with the Commodores in November of 2015.
- ✪ Made career debut vs. Marquette, scored five points against Golden Eagles; scored career-high six points vs. Norfolk State.
- ✪ Was ranked as the 9th-best player in the state of Texas by Texas Hoops, and the 126th-ranked player nationally by Rivals.com.
- ✪ Ranked as the 26th-ranked power forward in the country by Scout.com, he also received offers from Texas, Illinois, Notre Dame, and Auburn.

BROWN GAME-BY-GAME (SOPHOMORE)

Opponent	M	FG-A	3P-A	FT-A	Reb	PF	A	T	B	S	PTS
N10 Austin Peay	25	6-11	0-3	1-1	5	2	0	0	3	2	13
N13 @Belmont	11	0-2	0-2	0-1	1	1	0	0	0	0	0
N17 UNC Asheville	7	1-1	0-0	0-0	0	2	0	1	2	0	2
N19 USC	3	0-1	0-0	1-2	1	0	0	0	0	0	1
N23 vs. Virginia	12	1-3	1-2	0-0	2	1	1	0	0	0	5
N24 vs. Seton Hall*	11	1-3	0-2	0-0	0	1	0	1	1	0	2
N28 Radford	9	2-3	0-1	0-2	4	1	0	1	1	0	4
D3 Kansas State	13	1-2	1-2	0-0	2	2	0	1	1	0	3
D6 Middle Tennessee	13	3-4	0-1	0-1	4	3	1	0	0	1	6
D17 @Arizona State	9	2-4	0-0	1-2	2	2	0	1	0	0	5
D20 Houston Baptist	12	0-2	0-0	0-0	2	5	0	1	3	0	0
D22 Alcorn State	18	0-4	0-3	2-2	3	1	0	1	0	0	2
D30 @Florida	15	2-3	1-1	0-1	6	0	0	0	0	0	5
J2 Alabama*	16	1-5	0-3	1-2	5	2	1	1	2	1	3
J6 @South Carolina*	12	0-3	0-2	0-1	2	4	0	1	0	0	0
J9 Tennessee	22	3-4	0-0	0-0	3	5	0	2	1	0	6
J13 Kentucky	17	2-3	1-1	0-1	4	1	0	0	2	1	5
J16 @Miss. State	20	3-7	0-2	2-2	2	2	1	1	2	0	8
J20 LSU	9	1-2	0-1	1-2	2	1	0	0	0	0	3
J23 @Tennessee	22	2-2	0-0	1-2	5	5	1	0	2	0	5
J27 TCU	26	2-4	0-2	0-0	5	1	0	0	1	1	4
J30 @Kentucky	31	1-2	0-1	1-2	7	1	0	1	2	0	3
F3 @Auburn	18	2-4	1-1	0-1	3	3	0	4	1	0	5
F7 Georgia	23	1-3	1-1	0-0	3	3	0	2	2	0	3
F10 @Arkansas	14	1-3	0-2	1-1	2	1	0	1	1	1	3
F14 Miss. State	23	1-4	0-2	0-0	3	1	0	2	1	0	2
F17 Florida	19	0-0	0-0	0-0	4	1	0	2	2	0	0
F20 @LSU	21	2-5	1-3	0-0	2	3	0	1	0	0	5
F24 Texas A&M	21	1-3	0-1	0-0	4	3	0	0	3	0	2
F27 Missouri	17	3-4	1-1	0-0	5	3	1	2	0	2	7
M3 @Ole Miss	30	2-4	2-3	0-0	4	3	1	0	8	0	6
M7 vs. Georgia											

Brown's Overall Statistics at Vanderbilt

Year	GP	GS	Min	Avg	FG	FGA	Pct	3FG	3FGA	Pct	FT	FTA	Pct	Off	Def	Tot	Avg	PF	FO	Ast	TO	Blk	Stl	Pts	Avg
2016-17	34	0	258	7.6	20	51	.392	8	27	.296	7	12	.583	16	34	50	1.5	35	0	3	16	14	1	55	1.6
2017-18	31	4	519	16.7	47	105	.448	10	43	.233	12	26	.462	42	55	97	3.1	64	3	7	26	41	9	116	3.7
TOTAL	65	4	777	12.0	67	156	.429	18	70	.257	19	38	.500	58	89	147	2.3	99	3	10	42	55	10	171	2.6

Brown's SEC Statistics at Vanderbilt

Year	GP	GS	Min	Avg	FG	FGA	Pct	3FG	3FGA	Pct	FT	FTA	Pct	Off	Def	Tot	Avg	PF	FO	Ast	TO	Blk	Stl	Pts	Avg
2016-17	17	0	118	6.9	10	24	.417	3	12	.250	3	7	.429	8	15	23	1.4	17	0	2	7	9	0	26	1.5
2017-18	18	3	350	19.4	28	61	.459	8	25	.320	7	15	.467	27	39	66	3.7	42	2	5	20	29	5	71	3.9
TOTAL	35	3	468	13.4	38	85	.447	11	37	.297	10	22	.455	35	54	89	2.5	59	2	7	27	38	5	97	2.8



MAXWELL EVANS

10

Freshman, Guard
6'2" 186 lbs.
Houston, Texas
Bellaire HS

SEASON HIGHS

Points: 14, vs. Houston Baptist (12/20/17)
FG Made: 6, vs. Houston Baptist (12/20/17)
FG Atts: 10, vs. Houston Baptist (12/20/17)
3FG Made: 3, vs. Texas A&M (2/24/18)
3FG Atts: 6, vs. Alabama (1/2/18)
FT Made: 8, at Arkansas (2/10/18)
FT Atts: 9, at Arkansas (2/10/18)
Rebounds: 9, at Arkansas (2/10/18)
Assists: 3, at Ole Miss (3/3/18)
Turnovers: 4, at S. Carolina (1/6/18)
Blocks:
Steals: 1, 7x, last at Ole Miss (3/3/18)
Minutes: 29, at Auburn (2/3/18)

CAREER HIGHS

Points: 14, vs. Houston Baptist (12/20/17)
FG Made: 6, vs. Houston Baptist (12/20/17)
FG Atts: 10, vs. Houston Baptist (12/20/17)
3FG Made: 3, vs. Texas A&M (2/24/18)
3FG Atts: 6, vs. Alabama (1/2/18)
FT Made: 8, at Arkansas (2/10/18)
FT Atts: 9, at Arkansas (2/10/18)
Rebounds: 9, at Arkansas (2/10/18)
Assists: 3, at Ole Miss (3/3/18)
Turnovers: 4, at S. Carolina (1/6/18)
Blocks:
Steals: 1, 7x, last at Ole Miss (3/3/18)
Minutes: 29, at Auburn (2/3/18)

MISCELLANEOUS

EVANS NOTEBOOK

- ✪ Made 14th start at Ole Miss. Tied a career high with 14 points - all of which came in first half.
- ✪ Scored eight points on 8-9 shooting from the FT line against Razorbacks; also had career-high nine rebounds.
- ✪ Tallied 13 points at Auburn.
- ✪ Scored career-high 14 points, all in the second half, against Houston Baptist.
- ✪ Made first start of his career vs. Seton Hall.
- ✪ 6'2 guard from Bellaire High School in Houston, Texas, was the number 16-ranked prospect in the state of Texas and 247sports.com ranked him as the 11th-ranked combo guard nationally at the end of his junior season.
- ✪ Chose the Commodores over Purdue, Northwestern, and Kansas State.
- ✪ Four-year starter and captain who averaged 32.7 points, 7.1 rebounds, 6.5 assists, 3.2 steals, and 2.0 blocks as a senior at Bellaire, where he played for coach Bruce Glover.
- ✪ Son of Carlis and Sharon...Is a triplet with sisters Megan and Maya, who each play volleyball at Tennessee State...Also has an older brother Denzel, who is a running back at the University of Kansas...Advice to young people: "Always work hard on what you want to achieve."

EVANS GAME-BY-GAME (FRESHMAN)

Opponent	M	FG-A	3P-A	FT-A	Reb	PF	A	T	B	S	PTS
N10 Austin Peay	15	2-4	1-2	0-0	2	1	0	1	0	0	5
N13 @Belmont	5	0-1	0-0	0-0	0	1	0	0	0	0	0
N17 UNC Asheville	5	0-0	0-0	0-0	0	1	2	0	0	0	0
N19 USC	2	0-0	0-0	0-0	0	1	0	1	0	1	0
N23 vs. Virginia	13	2-4	1-2	0-0	4	1	2	2	0	1	5
N24 vs. Seton Hall*	16	1-5	0-2	0-0	2	0	0	0	0	0	2
N28 Radford	DNP										
D3 Kansas State	6	1-2	0-1	1-2	0	1	0	0	0	0	3
D6 Middle Tennessee	DNP										
D17 @Arizona State	4	0-1	0-1	0-0	1	0	0	0	0	0	0
D20 Houston Baptist	13	6-10	2-5	0-0	0	1	1	0	0	0	14
D22 Alcorn State	19	2-7	1-4	0-0	3	1	1	1	0	1	5
D30 @Florida	5	0-2	0-1	0-0	2	0	0	1	0	0	0
J2 Alabama*	24	2-7	1-6	4-5	1	1	1	2	0	0	9
J6 @South Carolina*	23	1-4	1-3	2-2	4	4	0	4	0	1	5
J9 Tennessee*	14	0-2	0-2	1-2	1	2	0	0	0	1	1
J13 Kentucky	4	0-1	0-0	0-0	1	2	0	0	0	0	0
J16 @Miss. State	5	1-2	0-0	0-0	2	0	0	1	0	0	2
J20 LSU	DNP										
J23 @Tennessee	16	0-1	0-1	0-0	1	2	0	1	0	0	0
J27 TCU*	13	1-4	0-2	1-1	0	1	1	1	0	0	3
J30 @Kentucky*	11	0-1	0-1	0-0	2	1	0	1	0	0	0
F3 @Auburn*	29	4-5	2-2	3-4	4	2	1	1	0	1	13
F7 Georgia*	16	0-2	0-2	0-0	2	2	0	1	0	1	16
F10 @Arkansas*	27	0-6	0-2	8-9	9	1	1	1	0	1	8
F14 Miss. State*	5	0-0	0-0	0-0	0	0	0	0	0	0	0
F17 Florida*	16	2-2	2-2	2-2	0	1	0	0	0	0	8
F20 @LSU*	7	0-4	0-2	0-0	3	0	1	0	0	0	0
F24 Texas A&M	16	3-6	3-4	0-0	2	3	0	1	0	0	9
F27 Missouri*	19	1-2	1-2	2-2	2	1	0	3	0	0	5
M3 @Ole Miss*	20	4-5	2-2	4-4	5	2	3	2	0	1	14
M7 vs. Georgia											

Evans' Overall Statistics at Vanderbilt

Year	GP	GS	Min	Avg	FG	FGA	Pct	3FG	3FGA	Pct	FT	FTA	Pct	Off	Def	Tot	Avg	PF	FO	Ast	TO	Blk	Stl	Pts	Avg
2017-18	28	14	368	13.1	33	91	.363	17	52	.327	28	33	.848	15	38	53	1.9	33	0	14	25	0	9	111	4.0
TOTAL	28	14	368	13.1	33	91	.363	17	52	.327	28	33	.848	15	38	53	1.9	33	0	14	25	0	9	111	4.0

Evans' SEC Statistics at Vanderbilt

Year	GP	GS	Min	Avg	FG	FGA	Pct	3FG	3FGA	Pct	FT	FTA	Pct	Off	Def	Tot	Avg	PF	FO	Ast	TO	Blk	Stl	Pts	Avg
2017-18	17	12	257	15.1	18	52	.346	12	32	.375	26	30	.867	13	28	41	2.4	24	0	7	19	0	6	74	4.4
TOTAL	17	12	257	15.1	18	52	.346	12	32	.375	26	30	.867	13	28	41	2.4	24	0	7	19	0	6	74	4.4



MATTHEW FISHER-DAVIS

5

Senior, Guard
6'5" 185 lbs.
Charlotte, N.C.
Butler HS

SEASON HIGHS

Points: 31, vs. USC (11/19/17)
FG Made: 9, vs. USC (11/19/17)
FG Atts: 18, vs. USC (11/19/17)
3FG Made: 6, vs. USC (11/19/17)
3FG Atts: 13, vs. USC (11/19/17)
FT Made: 7, vs. USC (11/19/17)
FT Atts: 8, vs. USC (11/19/17)
Rebounds: 11, vs. USC (11/19/17)
Assists: 4, vs. Alcorn St. (12/22/17)
Turnovers: 3, 3x, last at South Carolina (1/6/18)
Blocks: 4, at South Carolina (1/6/18)
Steals: 4, vs. Alcorn St. (12/22/17)
Minutes: 38, vs. USC (11/19/17)

CAREER HIGHS

Points: 33, vs. Auburn (1/4/17)
FG Made: 11, vs. Auburn (1/4/17)
FG Atts: 20, vs. Auburn (1/4/17)
3FG Made: 7, vs. Auburn (1/4/17)
3FG Atts: 14, vs. Auburn (1/4/17)
FT Made: 9, 3x, last vs. Kentucky (1/10/17)
FT Atts: 12, at LSU (12/29/16)
Rebounds: 11, 2x, last vs. USC (11/19/17)
Assists: 5, at Ole Miss (3/4/15)
Turnovers: 5, at Stanford (3/24/15)
Blocks: 4, 2x, last at South Carolina (1/6/18)
Steals: 4, vs. Alcorn St. (12/22/17)
Minutes: 41, at Arkansas (1/5/16)

MISCELLANEOUS

	2017-18	Career
Double-Digit Pts.	10	62
3+ Threes	6	51
Double-Double	1	2

FISHER-DAVIS NOTEBOOK

- ✪ Out for season with an injured right shoulder he suffered against Kentucky on January 13.
- ✪ Tallied team-high 19 points in win over Houston Baptist.
- ✪ Scored 31 points and added 11 rebounds vs. USC, first 30-10 game for Commodores since A.J. Ogilvy (33 points, 10 rebounds at LSU, 3/4/09). It marked the 2nd 30+ game of his career.
- ✪ Played in 34 games and started 22 as a junior...Led the team in scoring with 13.9 points per game, Fisher-Davis finished sixth in 3FG% in all games (37.2%) and second in threes made (2.5).
- ✪ Scored 20 or more points in nine career games, and scored in double figures in 24 games in 2016-17.
- ✪ Eclipsed the 1,000-point barrier in his career against Arkansas - became 47th VU player to do so.
- ✪ Tallied a career-high 33 points vs. Auburn - made seven threes, first Commodore to make seven three's in a game since John Jenkins made seven against Lafayette on December 21, 2011.
- ✪ Started 28 games and played in 32 contests in 2015-16. Scored in double figures in 17 games in 2015-16. Made three or more threes in 17 games.
- ✪ Finished the season first in the SEC in three-point field goal percentage at 44.6% as a sophomore.
- ✪ Finished 2014-15 as the SEC's freshman leader in three-pointers made (2.1, 6th in conference) and was second in three-point percentage in all games (.401). In league games only, Fisher-Davis was fifth in threes made (2.2) and fourth in three-point percentage (.402).
- ✪ Scored a career-high 18 points at Stanford in NIT Quarterfinals on a career-high six made threes.
- ✪ 6'5" guard considered one of best shooters in 2014 class...Shot 67.5% from the floor, 49.1% from three, and 96% from the free throw line in his senior season at Butler HS.
- ✪ Averaged 22 points, 13 rebounds, five assists, two steals and two blocks per game as a senior, and was named the SW4A Player of the Year and as a member of the Charlotte Observer's All-Observer team.

FISHER-DAVIS GAME-BY-GAME (SENIOR)

Opponent	M	FG-A	3P-A	FT-A	Reb	PF	A	T	B	S	PTS
N10 Austin Peay	DNP										
N13 @Belmont*	22	0-6	0-3	6-6	4	3	0	0	0	2	6
N17 UNC Asheville*	33	5-13	2-8	5-5	4	2	1	2	0	1	17
N19 USC*	38	9-18	6-13	7-8	11	4	1	1	0	2	31
N23 vs. Virginia*	24	3-9	2-4	3-6	3	4	1	0	0	0	11
N24 vs. Seton Hall	24	2-9	0-5	0-0	8	3	0	1	0	2	4
N28 Radford	29	3-11	1-9	0-0	6	4	3	2	0	1	7
D3 Kansas State	24	1-6	1-4	0-0	2	2	1	3	0	0	3
D6 Middle Tennessee	33	5-9	5-8	2-3	7	2	0	1	1	0	17
D17 @Arizona State*	33	1-10	0-8	0-0	8	3	3	2	1	3	2
D20 Houston Baptist*	26	6-10	5-9	2-2	5	2	3	3	1	2	19
D22 Alcorn State*	23	6-12	3-8	0-0	2	2	4	0	1	4	15
D30 @Florida*	33	7-17	3-9	0-0	4	2	1	0	1	0	17
J2 Alabama	29	4-7	3-4	0-0	5	3	0	1	0	1	11
J6 @South Carolina	27	4-11	2-6	2-2	5	1	2	3	4	0	12
J9 Tennessee	29	3-8	2-4	2-2	4	1	1	0	0	0	10
J13 Kentucky*	16	2-6	0-3	5-5	3	2	0	0	0	1	9
J16 @Miss. State	DNP										
J20 LSU	DNP										
J23 @Tennessee	DNP										
J27 TCU	DNP										
J30 @Kentucky	DNP										
F3 @Auburn	DNP										
F7 Georgia	DNP										
F10 @Arkansas	DNP										
F14 Miss. State	DNP										
F17 Florida	DNP										
F20 @LSU	DNP										
F24 Texas A&M	DNP										
F27 Missouri	0+	0-0	0-0	0-0	0	0	0	0	0	0	0
M3 @Ole Miss	DNP										

Fisher-Davis' Overall Statistics at Vanderbilt

Year	GP	GS	Min	Avg	FG	FGA	Pct	3FG	3FGA	Pct	FT	FTA	Pct	Off	Def	Tot	Avg	PF	FO	Ast	TO	Blk	Stl	Pts	Avg
2014-15	34	11	777	22.9	80	228	.351	71	177	.401	15	21	.714	16	63	79	2.3	55	0	46	31	16	13	246	7.2
2015-16	32	28	877	27.4	102	236	.432	79	177	.446	27	36	.750	12	103	115	3.6	50	1	36	27	9	15	310	9.7
2016-17	34	22	947	27.9	145	359	.404	84	226	.372	98	121	.810	11	98	109	3.2	70	3	35	52	8	21	472	13.9
2017-18	17	10	443	26.1	61	162	.377	35	105	.333	34	39	.872	18	63	81	4.8	40	0	21	19	9	19	191	11.2
TOTAL	117	71	3044	26.0	388	985	.394	269	685	.393	174	217	.802	57	327	384	3.3	215	4	138	129	42	68	1219	10.4

Fisher-Davis' SEC Statistics at Vanderbilt

Year	GP	GS	Min	Avg	FG	FGA	Pct	3FG	3FGA	Pct	FT	FTA	Pct	Off	Def	Tot	Avg	PF	FO	Ast	TO	Blk	Stl	Pts	Avg
2014-15	18	7	429	23.8	45	127	.354	39	97	.402	7	11	.636	9	36	45	2.5	27	0	26	17	7	7	136	7.6
2015-16	17	14	491	28.9	57	130	.438	44	101	.436	18	24	.750	5	48	53	3.1	26	1	21	15	4	7	176	10.4
2016-17	17	9	454	26.7	67	174	.385	38	113	.336	45	60	.750	4	52	56	3.3	40	2	16	25	3	9	217	12.8
2017-18	6	3	134	22.3	20	49	.408	10	26	.385	9	9	1.000	8	13	21	3.5	9	0	4	4	5	2	59	9.8
TOTAL	58	33	1508	26.0	189	480	.394	131	337	.389	79	104	.760	26	149	175	3.0	102	3	67	61	19	25	588	10.1



RILEY LACHANCE

13

Senior, Guard
6'2" 185 lbs.
Brookfield, Wis.
Brookfield HS

SEASON HIGHS

Points: 27, vs. Radford (11/28/17)
FG Made: 9, 3x, last at LSU (2/20/18)
FG Atts: 18, at LSU (2/20/18)
3FG Made: 6, vs. Texas A&M (2/24/18)
3FG Atts: 13, vs. Texas A&M (2/24/18)
FT Made: 10, vs. Radford (11/28/17)
FT Atts: 10, vs. Radford (11/28/17)
Rebounds: 7, at Miss. State (1/16/18)
Assists: 8, vs. Miss. State (2/14/18)
Turnovers: 3, 4x, last vs. Florida (2/17/18)
Blocks:
Steals: 2, at Auburn (2/3/18)
Minutes: 41, vs. USC (11/19/17)

CAREER HIGHS

Points: 27, vs. Radford (11/28/17)
FG Made: 9, 4x, last at LSU (2/20/18)
FG Atts: 18, 2x, last at LSU (2/20/18)
3FG Made: 6, vs. Texas A&M (2/24/18)
3FG Atts: 13, vs. Texas A&M (2/24/18)
FT Made: 10, vs. Radford (11/28/17)
FT Atts: 10, vs. Radford (11/28/17)
Rebounds: 9, vs. Missouri (2/21/15)
Assists: 8, 2x, last vs. Miss. State (2/14/18)
Turnovers: 5, vs. Florida (2/3/15)
Blocks: 1, 2x, last vs. Stony Brook (11/19/15)
Steals: 5, vs. Penn (12/22/14)
Minutes: 42, 2x, last vs. Tennessee (2/11/15)

MISCELLANEOUS

	2017-18	Career
Double-Digit Pts.	22	77
20+ Point games	7	11

LACHANCE NOTEBOOK

- ✦ Scored 20 or more points in seven games this year, including three of last five games.
- ✦ Made game-winning three vs. Miss. St. as time expired; has made 16 3's in his last 3 games (47.1%).
- ✦ Tied career-high of 9 FGs made at Tennessee and vs. TCU; made career-high 6 threes vs. Texas A&M.
- ✦ Scored a career-high 27 points against Radford.
- ✦ Played and started in all 35 games in his junior season. Averaged 10.5 points, 3.9 assists, and 3.3 rebounds.
- ✦ Shot 48.6% from three in his junior season and was third in the SEC in assist-to-turnover ratio (2.0) and seventh in the league in assists (3.9). His three-point FG% in 2016-17 ranks third all-time in a single season.
- ✦ Became 46th player in VU history with 1,000 points against Florida; also named to 2017 SEC Tournament All-Tournament team.
- ✦ Played in 33 games and started 19 in 2015-16. Averaged 6.9 points and 2.4 rebounds per game.
- ✦ Scored double figures in 11 games in 2015-16, including a season-high 18 points vs. Alabama while tying a career-best with five threes.
- ✦ Named to preseason All-SEC 2nd Team by league coaches in 2015.
- ✦ Named to the SEC All-Freshman team in 2015; SEC freshman leader in points scored in all games and second in threes made.
- ✦ Third on Vanderbilt's single-season freshman scoring list with 429 points - one of only four Vanderbilt freshmen to ever eclipse 400-point barrier.
- ✦ Seventh in threes made (2.1) and eighth in minutes (33.3) as a freshman. Second amongst freshmen in SEC in threes made behind teammate Matthew Fisher-Davis in 2014-15.
- ✦ Captured four SEC Freshmen of the Week honors in 2014-15, which set a program record.
- ✦ Scored in double figures in 24 games in 2014-15, scored 20 or more points in three contests.
- ✦ Ended freshman season with 102 assists, third on the freshman single-season list.
- ✦ Scored a career-high 26 points in win over Purdue and 26 vs. Western Carolina.
- ✦ Left Brookfield Central High School as the school's all-time leading scorer (1,643 points). Also Brookfield's single-season scoring leader with 543 points, and the all-time leader in steals with 188.
- ✦ Major is Human and Organizational Development.

LACHANCE GAME-BY-GAME (SENIOR)

Opponent	M	FG-A	3P-A	FT-A	Reb	PF	A	T	B	S	PTS
N10 Austin Peay*	28	4-10	3-6	2-2	3	1	2	0	0	0	13
N13 @Belmont*	32	4-9	1-5	1-2	1	1	2	0	0	0	10
N17 UNC Asheville*	32	6-10	4-7	1-2	2	0	4	2	0	1	17
N19 USC*	41	7-14	4-5	1-1	2	1	4	1	0	0	19
N23 vs. Virginia*	22	0-3	0-1	0-0	1	1	0	0	0	0	0
N24 vs. Seton Hall*	28	2-9	2-6	0-0	2	1	1	1	0	0	6
N28 Radford*	37	7-11	3-5	10-10	5	1	4	1	0	0	27
D3 Kansas State*	25	4-9	1-5	0-0	4	5	2	1	0	0	9
D6 Middle Tennessee*	36	3-10	0-6	3-3	5	3	5	1	0	0	9
D17 @Arizona State*	27	1-8	1-4	0-0	3	0	0	0	0	0	3
D20 Houston Baptist*	25	4-6	3-4	0-0	4	0	5	1	0	1	11
D22 Alcorn State*	21	6-8	4-5	0-0	1	1	4	0	0	1	16
D30 @Florida*	26	3-5	2-4	3-3	4	4	3	2	0	1	11
J2 Alabama*	30	3-5	2-3	2-2	2	2	5	3	0	0	10
J6 @South Carolina*	25	1-5	1-5	0-0	1	5	2	3	0	0	3
J9 Tennessee*	25	6-12	3-8	1-2	3	0	4	1	0	0	16
J13 Kentucky*	27	3-7	0-4	0-4	2	1	4	1	0	0	6
J16 @Miss. State*	25	2-4	1-3	0-0	7	3	4	1	0	0	5
J20 LSU*	38	8-14	4-7	6-6	6	3	3	0	0	0	26
J23 @Tennessee*	36	9-17	4-9	3-3	4	1	0	1	0	1	25
J27 TCU*	35	9-15	4-8	2-2	5	0	4	2	0	0	24
J30 @Kentucky*	36	5-15	3-8	0-1	2	4	6	2	0	0	13
F3 @Auburn*	36	5-11	1-4	2-3	4	1	6	3	0	2	13
F7 Georgia*	38	7-13	2-6	3-3	1	2	4	2	0	1	19
F10 @Arkansas*	30	3-11	1-6	1-2	3	0	0	0	0	0	8
F14 Miss. State*	37	6-14	3-7	1-1	3	1	8	3	0	2	16
F17 Florida*	36	7-12	2-5	5-6	4	4	5	3	0	0	21
F20 @LSU*	38	9-18	5-11	3-4	3	3	3	2	0	1	26
F24 Texas A&M*	38	6-16	6-13	5-6	2	4	1	1	0	1	23
F27 Missouri*	37	6-16	5-10	0-2	4	3	3	1	0	0	17
M3 @Ole Miss*	29	4-11	3-8	0-1	4	2	5	1	0	1	11
M7 vs. Georgia											

LaChance's Overall Statistics at Vanderbilt

Year	GP	GS	Min	Avg	FG	FGA	Pct	3FG	3FGA	Pct	FT	FTA	Pct	Off	Def	Tot	Avg	PF	FO	Ast	TO	Blk	Stl	Pts	Avg
2014-15	35	35	1166	33.3	147	337	.436	66	173	.382	69	79	.873	10	100	110	3.1	46	0	102	47	1	25	429	12.3
2015-16	33	19	820	24.8	80	226	.354	43	119	.361	26	34	.765	11	69	80	2.4	61	1	81	44	1	20	229	6.9
2016-17	35	35	1090	31.1	115	247	.466	70	144	.486	68	78	.872	7	109	116	3.3	73	2	137	67	1	21	368	10.5
2017-18	31	30	976	31.5	150	328	.457	78	188	.415	55	71	.775	12	85	97	3.1	61	2	100	39	0	15	433	14.0
TOTAL	134	119	4052	30.2	492	1138	.432	257	624	.412	218	262	.832	40	363	403	3.0	241	5	420	197	3	81	1459	10.9

LaChance's SEC Statistics at Vanderbilt

Year	GP	GS	Min	Avg	FG	FGA	Pct	3FG	3FGA	Pct	FT	FTA	Pct	Off	Def	Tot	Avg	PF	FO	Ast	TO	Blk	Stl	Pts	Avg
2014-15	18	18	622	34.6	73	177	.412	35	91	.385	38	45	.844	6	56	62	3.4	27	0	54	29	0	10	219	12.2
2015-16	18	7	417	23.2	35	115	.304	22	64	.344	16	23	.696	6	40	46	2.6	31	1	36	27	0	13	108	6.0
2016-17	18	18	572	31.8	63	140	.450	35	79	.443	40	47	.851	2	60	62	3.4	35	2	69	37	0	10	201	11.2
2017-18	18	18	587	32.6	93	206	.451	48	121	.397	35	49	.714	6	53	59	3.3	43	1	66	30	0	10	269	14.9
TOTAL	72	61	2198	30.5	264	638	.414	140	355	.394	129	164	.787	20	209	229	3.2	136	4	225	123	0	43	797	11.1



SABEN LEE

O

Freshman, Guard
6'2" 174 lbs.
Phoenix, Ariz.
Corona Del Sol HS

SEASON HIGHS

Points: 24, vs. Arizona State (12/17/17)
FG Made: 9, vs. Arizona State (12/17/17)
FG Atts: 14, 3x, last at Ole Miss (3/3/18)
3FG Made: 3, 3x, last at LSU (2/20/18)
3FG Atts: 6, vs. Austin Peay (11/10/17)
FT Made: 12, vs. Kansas St. (12/3/17)
FT Atts: 17, vs. Kansas St. (12/3/17)
Rebounds: 9, vs. Texas A&M (2/24/18)
Assists: 9, vs. Texas A&M (2/24/18)
Turnovers: 4, 2x, last at Auburn (2/3/18)
Blocks: 1, 2x, last vs. Houston Baptist (12/20/17)
Steals: 4, vs. Arizona State (12/17/17)
Minutes: 38, vs. Arizona State (12/17/17)

CAREER HIGHS

Points: 24, vs. Arizona State (12/17/17)
FG Made: 9, vs. Arizona State (12/17/17)
FG Atts: 14, 3x, last at Ole Miss (3/3/18)
3FG Made: 3, 3x, last at LSU (2/20/18)
3FG Atts: 6, vs. Austin Peay (11/10/17)
FT Made: 12, vs. Kansas St. (12/3/17)
FT Atts: 17, vs. Kansas St. (12/3/17)
Rebounds: 9, vs. Texas A&M (2/24/18)
Assists: 9, vs. Texas A&M (2/24/18)
Turnovers: 4, 2x, last at Auburn (2/3/18)
Blocks: 1, 2x, last vs. Houston Baptist (12/20/17)
Steals: 4, vs. Arizona State (12/17/17)
Minutes: 38, vs. Arizona State (12/17/17)

MISCELLANEOUS

LEE NOTEBOOK

- ✪ Tallied double figures in 16 games this year and 13 of last 19. Was one assist and one rebound shy of a triple-double vs. Texas A&M. Scored 17 points in win over Ole Miss.
- ✪ First Commodore with nine assists since Wade Baldwin IV at Miss. State, 2/16/2016. His 96 assists as a freshman is 6th on Vanderbilt's all-time single-season freshman assist list.
- ✪ Averaged 11.7 points per game in SEC play; 10th in steals (1.2) in SEC games only.
- ✪ Scored new career-high 24 points at Arizona State.
- ✪ Tied career high with 19 points vs. Kansas State - finished 12-17 from free-throw line. Last Commodore to make 12 free throws in a game was Luke Kornet vs. Belmont on 11/15/2016.
- ✪ Had then-career-high 19-point performance at Belmont. Also added eight rebounds and two assists.
- ✪ 6'2 guard from Tempe, Ariz., who attended Corona Del Sol High School. Lee chose the Commodores over Louisville, Stanford, Florida State, and Nebraska.
- ✪ Averaged 22 points, five rebounds, four assists, three blocks, and three steals in his senior season at Corona Del Sol...First-team All-State selection as a junior and senior...Was a four-star prospect and the number 92-ranked player by Scout.com and the number 17 point guard by 247sports.com.
- ✪ Saben Anthonia Lee...June 23, 1999 ... Son of Anthonia "Amp" Lee and Natalie Williams...Has one brother Aubry...Plans to major in Mechanical Engineering...Advice to young people: "Have fun because at the next level it's all business."

LEE'S GAME-BY-GAME (FRESHMAN)

Opponent	M	FG-A	3P-A	FT-A	Reb	PF	A	T	B	S	PTS
N10 Austin Peay	20	2-6	0-2	2-3	0	0	7	3	0	2	6
N13 @Belmont	25	5-9	1-4	8-11	8	4	2	4	0	1	19
N17 UNC Asheville*	22	3-9	0-1	2-2	1	2	5	3	0	0	8
N19 USC*	13	1-1	0-0	0-0	1	0	1	2	0	0	2
N23 vs. Virginia*	20	0-7	0-2	0-0	1	0	0	1	1	1	0
N24 vs. Seton Hall	26	3-10	1-2	1-1	1	2	4	0	0	0	8
N28 Radford	11	0-3	0-2	1-2	2	0	1	0	0	0	1
D3 Kansas State*	33	3-6	1-3	12-17	2	3	5	3	0	1	19
D6 Middle Tennessee*	26	2-6	0-2	1-2	0	2	3	1	0	1	5
D17 @Arizona State*	38	9-14	1-4	5-9	5	3	6	2	0	4	24
D20 Houston Baptist*	20	1-6	0-2	1-1	4	3	5	3	1	1	3
D22 Alcorn State*	21	3-5	0-1	4-4	2	2	4	0	0	3	10
D30 @Florida*	24	4-9	0-2	5-5	3	3	3	2	0	0	13
J2 Alabama*	27	7-14	2-4	7-9	1	1	2	3	0	3	23
J6 @South Carolina*	31	6-11	3-5	2-4	2	5	2	3	0	1	17
J9 Tennessee*	32	7-10	1-2	6-8	3	5	3	2	0	1	21
J13 Kentucky*	31	4-10	1-3	3-4	3	3	3	3	0	2	12
J16 @Miss. State*	28	2-6	0-3	2-2	5	1	4	2	0	0	6
J20 LSU*	34	5-7	0-1	2-3	5	2	5	3	1	3	12
J23 @Tennessee*	20	0-4	0-3	0-0	2	4	0	2	0	0	0
J27 TCU*	31	4-10	1-2	2-3	3	2	4	1	0	3	11
J30 @Kentucky*	33	3-7	0-1	2-4	4	4	3	3	0	2	8
F3 @Auburn*	36	4-11	0-1	2-2	2	3	2	4	0	2	10
F7 Georgia*	28	5-7	3-5	6-6	2	0	4	3	0	3	19
F10 @Arkansas*	26	2-7	2-3	2-2	3	3	0	2	0	0	8
F14 Miss. State*	14	2-2	0-0	0-0	0	2	0	0	0	0	4
F17 Florida*	30	0-4	0-2	1-2	6	4	2	2	0	0	1
F20 @LSU*	29	6-9	3-4	0-0	2	4	1	2	0	2	15
F24 Texas A&M*	31	8-12	2-3	1-3	9	2	9	2	0	2	19
F27 Missouri*	31	2-4	1-1	0-0	3	4	4	2	0	0	5
M3 @Ole Miss*	35	8-14	0-3	1-2	3	3	2	3	0	1	17
M7 vs. Georgia											

Lee's Overall Statistics at Vanderbilt

Year	GP	GS	Min	Avg	FG	FGA	Pct	3FG	3FGA	Pct	FT	FTA	Pct	Off	Def	Tot	Avg	PF	FO	Ast	TO	Blk	Stl	Pts	Avg
2017-18	31	28	826	26.6	111	240	.463	23	73	.315	81	111	.730	21	67	88	2.8	76	2	96	66	5	37	326	10.5
TOTAL	31	28	826	26.6	111	240	.463	23	73	.315	81	111	.730	21	67	88	2.8	76	2	96	66	5	37	326	10.5

Lee's SEC Statistics at Vanderbilt

Year	GP	GS	Min	Avg	FG	FGA	Pct	3FG	3FGA	Pct	FT	FTA	Pct	Off	Def	Tot	Avg	PF	FO	Ast	TO	Blk	Stl	Pts	Avg
2017-18	18	18	520	28.9	75	148	.507	18	46	.391	42	56	.750	11	47	58	3.2	53	2	49	43	1	22	210	11.7
TOTAL	18	18	520	28.9	75	148	.507	18	46	.391	42	56	.750	11	47	58	3.2	53	2	49	43	1	22	210	11.7



EJIKE OBINNA

50

Freshman, Center
6'10" 234 lbs.
Enugu, Nigeria
Virginia Academy (Va.)

SEASON HIGHS

Points: 14, at Miss. State (1/17/18)
FG Made: 6, at Miss. State (1/17/18)
FG Atts: 9, at Miss. State (1/17/18)
3FG Made: 0, vs. Missouri (2/27/18)
3FG Atts: 1, vs. Missouri (2/27/18)
FT Made: 3, 2x, last vs. Seton Hall (11/24/17)
FT Atts: 5, vs. Seton Hall (11/24/17)
Rebounds: 7, vs. Virginia (11/23/17)
Assists:
Turnovers: 2, 2x, last at Arkansas (2/10/18)
Blocks: 1, 2x, last at Miss. State (1/17/18)
Steals: 1, at Auburn (2/3/18)
Minutes: 22, at Miss. State (1/17/18)

CAREER HIGHS

Points: 14, at Miss. State (1/17/18)
FG Made: 6, at Miss. State (1/17/18)
FG Atts: 9, at Miss. State (1/17/18)
3FG Made: 0, vs. Missouri (2/27/18)
3FG Atts: 1, vs. Missouri (2/27/18)
FT Made: 3, 2x, last vs. Seton Hall (11/24/17)
FT Atts: 5, vs. Seton Hall (11/24/17)
Rebounds: 7, vs. Virginia (11/23/17)
Assists:
Turnovers: 2, 2x, last at Arkansas (2/10/18)
Blocks: 1, 2x, last at Miss. State (1/17/18)
Steals: 1, at Auburn (2/3/18)
Minutes: 22, at Miss. State (1/17/18)

MISCELLANEOUS

OBINNA NOTEBOOK

- ✪ Made 13th start at Ole Miss.
- ✪ Played career-high 22 minutes and scored career-best 14 points at Miss. State.
- ✪ Scored career-high nine points in 20 minutes vs. Seton Hall; had career-high 7 rebounds vs. Virginia.
- ✪ Originally from Enugu, Nigeria, who attended the Virginia Academy in Ashburn, Va., was a four-star prospect by ESPN.com and Rivals.com, and was the 107th-ranked prospect in the class of 2017 by 247sports.com at end of his junior season. He was also named the Capital Beltway Defensive Player of the Year in his junior year.
- ✪ Averaged 16.6 points, 8.0 rebounds, 2.0 blocks, 1.0 steals, and 1.0 assists per game...Scored over 1,000 points in his career...First student at Virginia Academy to receive a full scholarship to a college academic institution.
- ✪ Chose the Commodores over Florida, Oklahoma, Clemson, and Virginia Tech.
- ✪ Ejike Simon Obinna...December 14, 1999...Son of Caroline Ejike...Has two brothers, Chomezie and Chinonso and three sisters, Ijeoma, Amaka, and Ipeoma...Plans to major in Human and Organizational Development...Advice to young people: "Work hard and believe in yourself."

OBINNA'S GAME-BY-GAME (FRESHMAN)

Opponent	M	FG-A	3P-A	FT-A	Reb	PF	A	T	B	S	PTS
N10 Austin Peay	9	0-0	0-0	2-2	6	4	0	0	0	0	2
N13 @Belmont	5	0-0	0-0	0-0	0	2	0	0	0	0	0
N17 UNC Asheville*	4	0-0	0-0	1-2	1	1	0	2	0	0	1
N19 USC*	11	1-1	0-0	0-0	2	3	0	1	0	0	2
N23 vs. Virginia*	20	1-4	0-0	3-3	7	2	0	1	0	0	5
N24 vs. Seton Hall*	20	3-3	0-0	3-5	5	4	0	0	1	0	9
N28 Radford	DNP										
D3 Kansas State	DNP										
D6 Middle Tennessee	2	0-0	0-0	0-0	0	2	0	1	0	0	0
D17 @Arizona State	DNP										
D20 Houston Baptist	11	1-1	0-0	0-4	3	0	0	0	0	0	2
D22 Alcorn State	14	2-2	0-0	1-2	5	4	0	1	0	0	5
D30 @Florida	DNP										
J2 Alabama	DNP										
J6 @South Carolina	DNP										
J9 Tennessee	DNP										
J13 Kentucky	3	0-1	0-0	1-2	1	0	0	0	0	0	1
J16 @Miss. State	22	6-9	0-0	2-4	4	1	0	1	1	0	14
J20 LSU	6	1-1	0-0	0-0	0	3	0	1	0	0	2
J23 @Tennessee	2	0-0	0-0	0-0	1	1	0	0	0	0	0
J27 TCU*	5	0-0	0-0	0-0	0	1	0	0	0	0	0
J30 @Kentucky*	8	3-6	0-0	2-3	1	2	0	0	0	0	8
F3 @Auburn*	3	0-0	0-0	0-0	1	2	0	1	0	1	0
F7 Georgia*	13	2-2	0-0	0-0	3	5	0	1	0	0	4
F10 @Arkansas*	15	1-2	0-0	0-2	2	4	0	2	0	0	2
F14 Miss. State*	9	1-3	0-0	0-0	0	0	0	0	0	0	2
F17 Florida*	7	1-2	0-0	0-0	1	2	0	0	0	0	2
F20 @LSU*	6	0-0	0-0	0-0	3	1	0	0	0	0	0
F24 Texas A&M	15	1-1	0-0	0-0	2	5	2	0	0	0	2
F27 Missouri	9	2-4	0-1	0-2	2	0	0	0	0	0	4
M3 @Ole Miss*	6	0-1	0-0	0-0	1	0	0	1	0	0	0
M7 vs. Georgia											

Obinna's Overall Statistics at Vanderbilt

Year	GP	GS	Min	Avg	FG	FGA	Pct	3FG	3FGA	Pct	FT	FTA	Pct	Off	Def	Tot	Avg	PF	FO	Ast	TO	Blk	Stl	Pts	Avg
2017-18	24	13	225	9.4	26	43	.605	0	1	.000	15	31	.484	12	39	51	2.1	49	2	0	13	2	1	67	2.8
TOTAL	24	13	225	9.4	26	43	.605	0	1	.000	15	31	.484	12	39	51	2.1	49	2	0	13	2	1	67	2.8

Obinna's SEC Statistics at Vanderbilt

Year	GP	GS	Min	Avg	FG	FGA	Pct	3FG	3FGA	Pct	FT	FTA	Pct	Off	Def	Tot	Avg	PF	FO	Ast	TO	Blk	Stl	Pts	Avg
2017-18	14	8	124	8.9	18	32	.563	0	1	.000	5	13	.385	5	17	22	1.6	26	2	0	7	1	1	41	2.9
TOTAL	14	8	124	8.9	18	32	.563	0	1	.000	5	13	.385	5	17	22	1.6	26	2	0	7	1	1	41	2.9



JEFF ROBERSON

11

Senior, Forward
6'6" 220 lbs.
Houston, Texas
The Kinkaid School

SEASON HIGHS

Points: 30, at Auburn (2/3/18)
FG Made: 10, at Auburn (2/3/18)
FG Atts: 20, vs. Texas A&M (2/24/18)
3FG Made: 5, 2x, last at Auburn (2/3/18)
3FG Atts: 9, at Auburn (2/3/18)
FT Made: 12, vs. Florida (2/17/18)
FT Atts: 12, vs. Florida (2/17/18)
Rebounds: 13, vs. Seton Hall (11/24/17)
Assists: 4, 3x, last at Ole Miss (3/3/18)
Turnovers: 4, 2x, last vs LSU (1/20/18)
Blocks: 2, 2x, last vs. Kansas State (12/3/17)
Steals: 4, vs. Missouri (2/27/18)
Minutes: 43, at Kentucky (1/30/18)

CAREER HIGHS

Points: 30, at Auburn (2/3/18)
FG Made: 10, at Auburn (2/3/18)
FG Atts: 20, vs. Texas A&M (2/24/18)
3FG Made: 5, 2x, last at Auburn (2/3/18)
3FG Atts: 9, at Auburn (2/3/18)
FT Made: 12, vs. Florida (2/17/18)
FT Atts: 12, vs. Florida (2/17/18)
Rebounds: 16, vs. Minnesota (12/3/16)
Assists: 6, 2x, last vs. Iowa State (1/28/17)
Turnovers: 6, at Kentucky (2/28/17)
Blocks: 2, 7x, last vs. Kansas State (12/3/17)
Steals: 4, vs. Missouri (2/27/18)
Minutes: 43, at Kentucky (1/30/18)

MISCELLANEOUS

	2017-18	Career
Double-Digit Pts.	28	70
10+ Rebounds	8	18
Double-Doubles	8	15

ROBERSON NOTEBOOK

- ✦ Scored 20 or more point in 13 games this year and 10 of last 13 - averaging 21.2 ppg in last six games.
- ✦ Tallied eighth double-double against Miss. State (22 pts, 11 rebs).
- ✦ Became first VU player since Rod Odom (vs. Florida, 2/25/14) to play all 40 minutes of a game (Auburn). Also played 40 minutes in win at Ole Miss.
- ✦ Was Vanderbilt's first player to score 20 or more in five straight games since VU's all-time leading scorer Shan Foster in 2008 (vs. Georgia (29), 2/23/2008; vs. Tennessee (32), 2/26/2008; at Arkansas (22), 3/1/2008; vs. Mississippi State (42), 3/5/2008; at Alabama (21), 3/8/2008).
- ✦ Played and started in 35 games in 2016-17. Averaged 10.8 points and team-high 7.0 rebounds per game.
- ✦ Scored a career-high 23 points on career-best five made threes in win over Miss. St.; tallied a game-high 15 points in win at Tennessee; leads Vanderbilt in minutes played.
- ✦ Seventh in the SEC in rebounding (7.1) in all games and finished eighth (6.8) in league games only a year ago, and was fourth in the league in defensive rebounding (5.2) in all games and seventh in league games only (4.8).
- ✦ Played in 32 games in 2015-16 and made 25 starts. Averaged 9.3 points and 5.6 rebounds per game and 11.0 points and 5.7 rebounds in conference play. Shot 43.5% from three for the season.
- ✦ Scored in double figures in 18 games in 2015-16, including a career-high 20-point effort against Texas A&M in Nashville (2/4), when he was 8-10 from the floor and 3-4 from three. Finished fifth in the SEC in all games in free throw percentage (.833); second in league games only (.877).
- ✦ Started 24 games as a true freshman in 2014-15; averaged 4.7 ppg and shot 45.5% from three.
- ✦ Scored career-high 12 points vs. Tennessee at Memorial Gym.
- ✦ Left The Kinkaid School as the school's all-time leading scorer with 1,743 points; Averaged 20.1 points, 9.2 rebounds, 2.0 assists, and 1.5 steals per game in his senior season at the Kinkaid School in Houston.
- ✦ Named a finalist for the Guy V. Lewis Award, which is given to the top high school player in the city of Houston.

ROBERSON GAME-BY-GAME (SENIOR)

Opponent	M	FG-A	3P-A	FT-A	Reb	PF	A	T	B	S	PTS
N10 Austin Peay*	20	4-11	2-6	3-4	10	3	3	4	0	2	13
N13 @Belmont*	36	3-7	1-4	6-6	12	3	0	2	0	0	13
N17 UNC Asheville*	37	4-10	1-3	8-8	12	2	0	0	2	2	17
N19 USC*	42	3-9	1-5	3-4	6	4	1	2	0	1	10
N23 vs. Virginia*	24	1-7	0-4	4-4	3	0	1	2	0	0	6
N24 vs. Seton Hall	31	5-10	2-5	8-8	13	3	0	3	0	0	20
N28 Radford*	28	5-8	2-3	2-2	9	5	1	1	0	1	14
D3 Kansas State*	34	6-8	4-4	6-8	10	2	2	0	2	2	22
D6 Middle Tennessee*	32	2-6	1-2	8-8	4	2	0	2	0	1	13
D17 @Arizona State*	32	1-7	0-2	5-5	7	4	0	2	0	0	7
D20 Houston Baptist*	27	4-8	1-4	8-8	10	3	0	2	0	0	17
D22 Alcorn State*	22	7-10	5-6	2-2	4	2	4	1	1	1	21
D30 @Florida*	34	7-14	3-7	1-3	7	4	1	1	0	0	18
J2 Alabama*	34	5-11	2-2	5-6	5	3	2	2	0	2	17
J6 @South Carolina*	33	2-6	1-5	4-6	9	4	3	3	0	1	9
J9 Tennessee*	33	6-10	3-5	4-6	4	2	2	1	0	0	19
J13 Kentucky*	38	6-12	2-7	6-6	7	4	1	0	0	0	20
J16 @Miss. State*	26	5-10	0-4	0-1	2	4	2	2	0	0	10
J20 LSU*	36	7-13	2-5	4-5	6	3	1	4	0	0	20
J23 @Tennessee*	38	8-15	0-5	5-7	6	3	2	0	0	0	21
J27 TCU*	38	8-11	3-5	1-1	2	2	2	0	0	2	20
J30 @Kentucky*	43	5-9	3-6	10-11	8	4	2	2	0	0	23
F3 @Auburn*	40	10-17	5-9	5-5	10	2	4	0	0	0	30
F7 Georgia*	34	3-8	1-2	4-4	7	1	2	1	0	1	11
F10 @Arkansas*	29	2-10	0-5	4-5	3	3	1	2	1	2	8
F14 Miss. State*	36	6-11	3-6	7-12	11	2	2	2	2	1	22
F17 Florida*	39	6-11	2-4	12-12	7	0	2	1	1	0	26
F20 @LSU*	38	7-12	3-7	3-5	6	3	0	1	1	0	20
F24 Texas A&M*	39	8-20	2-5	3-4	9	4	2	2	0	2	21
F27 Missouri*	36	7-15	3-7	2-2	7	2	1	2	0	4	19
M3 @Ole Miss*	40	5-12	2-5	7-8	7	4	4	2	0	2	19
M7 vs. Georgia											

Roberson's Overall Statistics at Vanderbilt

Year	GP	GS	Min	Avg	FG	FGA	Pct	3FG	3FGA	Pct	FT	FTA	Pct	Off	Def	Tot	Avg	PF	F0	Ast	TO	Blk	Stl	Pts	Avg
2014-15	33	24	637	19.3	50	103	.485	15	33	.455	40	64	.625	32	70	102	3.1	86	2	37	48	10	13	155	4.7
2015-16	32	25	858	26.8	91	186	.489	30	69	.435	85	102	.833	58	121	179	5.6	101	5	38	34	6	15	297	9.3
2016-17	35	35	1108	31.7	122	293	.416	39	115	.339	96	121	.793	70	176	246	7.0	91	1	61	64	14	29	379	10.8
2017-18	31	30	1063	34.3	158	328	.482	60	149	.403	150	176	.852	60	163	223	7.2	87	1	48	49	10	27	526	17.0
TOTAL	131	114	3666	28.0	421	910	.463	144	366	.393	371	463	.801	220	530	750	5.7	365	9	184	195	40	84	1357	10.4

Roberson's SEC Statistics at Vanderbilt

Year	GP	GS	Min	Avg	FG	FGA	Pct	3FG	3FGA	Pct	FT	FTA	Pct	Off	Def	Tot	Avg	PF	F0	Ast	TO	Blk	Stl	Pts	Avg
2014-15	16	11	313	19.6	22	49	.449	7	13	.538	24	40	.600	18	29	47	2.9	43	1	20	23	3	6	75	4.7
2015-16	18	17	524	29.1	60	114	.526	21	43	.488	57	65	.877	33	69	102	5.7	61	4	29	17	2	7	198	11.0
2016-17	18	18	570	31.7	64	144	.444	18	52	.346	55	67	.821	36	86	122	6.8	49	0	28	32	6	19	201	11.2
2017-18	18	18	646	35.9	105	216	.486	37	96	.385	86	108	.796	30	91	121	6.7	52	0	34	28	5	15	333	18.5
TOTAL	70	64	2053	29.3	251	523	.480	83	204	.407	222	280	.793	117	275	392	5.6	205	5	111	100	16	47	807	11.5



JOE TOYE

2

Junior, Guard
6'7" 206 lbs.
Chicago, Ill.
Whitney Young HS

SEASON HIGHS

Points: 16, 2x, last vs. Miss. State (2/14/18)
FG Made: 7, at Kentucky (1/30/18)
FG Atts: 18, vs. Arizona State (12/17/17)
3FG Made: 3, 2x, last vs. Florida (2/17/18)
3FG Atts: 11, vs. Arizona State (12/17/17)
FT Made: 3, 2x, last vs. LSU (1/20/18)
FT Atts: 5, vs. LSU (1/20/18)
Rebounds: 6, vs. Miss. State (2/14/18)
Assists: 4, vs. Miss. State (2/14/18)
Turnovers: 3, 5x, last vs. Arizona State (12/17/17)
Blocks: 2, 2x, vs. Alcorn St. (12/22/17)
Steals: 2, vs. Radford (11/28/17)
Minutes: 33, vs. Arizona State (12/17/17)

CAREER HIGHS

Points: 18, vs. Texas A&M (3/9/17)
FG Made: 7, at Kentucky (1/30/18)
FG Atts: 18, vs. Arizona State (12/17/17)
3FG Made: 5, vs. Texas A&M (3/9/17)
3FG Atts: 8, vs. Texas A&M (3/9/17)
FT Made: 6, 6, 2x, last at Kentucky (2/28/17)
FT Atts: 7, vs. Texas A&M (2/16/17)
Rebounds: 6, 3x, last vs. Miss. State (2/14/18)
Assists: 4, 3x, last vs. Miss. State (2/14/18)
Turnovers: 4, vs. Florida (3/10/17)
Blocks: 2, 2x, vs. Alcorn St. (12/22/17)
Steals: 2, 3x, last vs. Radford (11/28/17)
Minutes: 38, vs. Florida (3/10/17)

TOYE NOTEBOOK

- ✱ Tallied a season-high 16 points on two occasions this season (at Kentucky, vs. Miss. State); tied career-highs with six rebounds and four assists against Miss. State.
- ✱ His dunk against Mississippi State on Feb. 14 was named #1 play on SportsCenter's Top 10.
- ✱ Scored 13 points, including two game-clinching free throws, vs. Florida (2/17).
- ✱ Played in all 35 games and started 13 in 2016-17. Averaged 6.4 points and 2.6 rebounds in 2016-17.
- ✱ Tallied career high 18 points in win over Texas A&M at SEC Tournament.
- ✱ Scored a then career-high 15 points at Kentucky.
- ✱ Scored 11 points in win at Texas A&M and 13 in win over Aggies in Nashville.
- ✱ Scored 13 points against Arkansas in Nashville.
- ✱ Made first career start at Georgia.
- ✱ Played in 30 games in 2015-16 and averaged 3.6 points and 1.2 rebounds per game. Scored in double figures in three games.
- ✱ Tied a career high with 10 points against Tennessee at SEC Tournament. Made a career-high three three's in a career-best 23 minutes of action. Also scored 10 points in First Four game vs. Wichita State.
- ✱ Scored career-high 10 points vs. Detroit - tied his career high with three made field goals.
- ✱ Signed with the Commodores in November of 2014.
- ✱ Was ranked as the sixth-best player in the state of Illinois and a four-star prospect by ESPN, and was also ranked as the 113th-best prospect in the nation by Rivals.com.
- ✱ Toye and his twin sister Elizabeth are both Division I basketball players - Elizabeth plays for Florida International.
- ✱ Attended Whitney Young High School in Chicago, where he was named as a First-Team All-City selection.
- ✱ Averaged 18.0 points, 7.0 rebounds, 2.0 assists, 2.0 steals, and 1.5 blocks as a senior.
- ✱ Chose the Commodores over Iowa, Memphis, Creighton, Bradley, UIC, and Missouri.
- ✱ Recipient of the Edie and David Johnson Family Basketball Scholarship.
- ✱ Advice to youngsters: "Don't let negative influences in your life."

TOYE GAME-BY-GAME (JUNIOR)

Opponent	M	FG-A	3P-A	FT-A	Reb	PF	A	T	B	S	PTS
N10 Austin Peay*	24	4-7	1-1	0-2	3	0	1	3	1	0	9
N13 @Belmont	26	3-8	0-3	0-2	2	5	1	3	0	0	6
N17 UNC Asheville	15	1-2	0-0	0-2	0	0	0	1	0	0	2
N19 USC	8	1-2	0-0	0-0	1	1	1	3	0	0	2
N23 vs. Virginia	12	1-6	0-1	0-0	2	0	1	0	0	1	2
N24 vs. Seton Hall*	13	2-3	0-1	2-2	3	2	0	3	0	0	6
N28 Radford*	23	2-6	1-5	3-4	4	3	0	2	1	2	8
D3 Kansas State*	23	4-6	1-2	2-2	1	3	2	2	0	0	11
D6 Middle Tennessee*	19	0-6	0-3	0-0	2	2	1	1	1	0	0
D17 @Arizona State*	33	6-18	2-11	0-0	2	3	1	3	1	0	14
D20 Houston Baptist*	23	2-8	0-3	3-4	3	1	2	0	2	1	7
D22 Alcorn State*	18	1-2	1-2	1-2	5	0	3	1	2	1	4
D30 @Florida*	21	0-5	0-3	0-0	1	5	1	1	0	0	0
J2 Alabama	6	0-1	0-0	1-2	1	1	0	0	0	0	1
J6 @South Carolina	9	0-1	0-0	0-0	2	1	0	1	0	0	0
J9 Tennessee	8	2-2	0-0	0-0	1	2	0	1	0	0	4
J13 Kentucky	21	1-6	0-1	2-3	1	3	0	0	0	0	4
J16 @Miss. State	20	1-2	1-2	0-0	1	1	1	1	0	0	3
J20 LSU	11	1-2	0-1	3-5	1	3	0	1	0	0	5
J23 @Tennessee	10	1-5	0-1	0-0	3	2	0	0	0	0	2
J27 TCU	15	1-4	1-3	2-2	1	0	0	1	0	0	5
J30 @Kentucky	31	7-11	1-3	1-2	5	4	1	1	0	1	16
F3 @Auburn	20	3-3	1-1	2-2	1	3	0	2	0	0	9
F7 Georgia	15	5-6	1-1	1-1	2	4	0	2	0	0	12
F10 @Arkansas	12	1-6	0-4	1-2	1	2	1	2	0	0	3
F14 Miss. State	31	6-10	3-3	1-2	6	3	4	1	1	1	16
F17 Florida	29	4-7	3-6	2-2	3	2	1	1	0	0	13
F20 @LSU	32	3-9	1-6	0-0	2	5	2	1	0	0	7
F24 Texas A&M	14	1-2	0-1	0-0	0	2	0	2	0	1	2
F27 Missouri	18	1-5	0-3	0-0	1	1	0	0	0	0	2
M3 @Ole Miss	19	2-4	2-2	0-0	2	2	1	0	0	1	6
M7 vs. Georgia											

Toye's Overall Statistics at Vanderbilt

Year	GP	GS	Min	Avg	FG	FGA	Pct	3FG	3FGA	Pct	FT	FTA	Pct	Off	Def	Tot	Avg	PF	FO	Ast	TO	Blk	Stl	Pts	Avg
2015-16	30	0	257	8.6	37	74	.500	9	21	.429	25	39	.641	7	30	37	1.2	28	0	10	13	2	6	108	3.6
2016-17	35	13	739	21.1	70	175	.400	31	78	.397	53	78	.679	21	71	92	2.6	70	2	38	44	5	14	224	6.4
2017-18	31	9	579	18.7	67	165	.406	20	73	.274	27	43	.628	16	47	63	2.0	66	3	25	40	9	9	181	5.8
TOTAL	96	22	1575	16.4	174	414	.420	60	172	.349	105	160	.656	44	148	192	2.0	164	5	73	97	16	29	513	5.3

Toye's SEC Statistics at Vanderbilt

Year	GP	GS	Min	Avg	FG	FGA	Pct	3FG	3FGA	Pct	FT	FTA	Pct	Off	Def	Tot	Avg	PF	FO	Ast	TO	Blk	Stl	Pts	Avg
2015-16	17	0	100	5.9	11	27	.407	2	9	.222	9	13	.692	2	11	13	0.8	9	0	3	8	1	3	33	1.9
2016-17	18	9	422	23.4	42	102	.412	19	46	.413	29	45	.644	10	41	51	2.8	45	2	22	25	2	8	132	7.3
2017-18	18	1	327	18.2	39	87	.448	13	38	.342	14	21	.667	8	26	34	1.9	46	2	12	17	1	4	105	5.8
TOTAL	53	10	849	16.0	92	216	.426	34	93	.366	52	79	.658	20	78	98	1.8	100	4	37	50	4	15	270	5.1



PAYTON WILLIS

1

Sophomore, Guard
6'4" 182 lbs.
Fayetteville, Ark.
Fayetteville HS

SEASON HIGHS

Points: 15, vs. Miss. State (2/14/18)
FG Made: 5, vs. Miss. State (2/14/18)
FG Atts: 9, vs. Miss. State (2/14/18)
3FG Made: 5, vs. Miss. State (2/14/18)
3FG Atts: 9, vs. Miss. State (2/14/18)
FT Made: 5, vs. Radford (11/28/17)
FT Atts: 8, vs. Radford (11/28/17)
Rebounds: 6, 2x, last at Arkansas (2/10/18)
Assists: 4, 2x, last at Florida (12/30/17)
Turnovers: 3, 2x, last vs. Georgia (2/7/18)
Blocks: 1, 3x, last vs. Miss. State (2/14/18)
Steals: 2, 2x, last vs. Kentucky (1/13/18)
Minutes: 35, vs. LSU (1/20/18)

CAREER HIGHS

Points: 17, vs. Butler (11/24/16)
FG Made: 5, 2x, last vs. Miss. State (2/14/18)
FG Atts: 9, vs. Miss. State (2/14/18)
3FG Made: 5, vs. Miss. State (2/14/18)
3FG Atts: 9, vs. Miss. State (2/14/18)
FT Made: 5, vs. Butler (11/24/16)
FT Atts: 8, vs. Radford (11/28/17)
Rebounds: 6, 2x, last at Arkansas (2/10/18)
Assists: 8, vs. Santa Clara (11/25/16)
Turnovers: 5, vs. Minnesota (12/3/16)
Blocks: 1, 6x, last vs. Alcorn St. (12/22/17)
Steals: 2, 2x, last vs. Austin Peay (11/19/17)
Minutes: 35, vs. LSU (1/20/18)

WILLIS NOTEBOOK

- ✪ Tallied season-high 15 points and career-high 5 made 3's vs. Miss. State.
- ✪ Scored 13 points in win over Georgia; grabbed career-high six rebounds at Arkansas.
- ✪ Made 15 career starts; played career-high 35 minutes vs. LSU and grabbed a career-high six rebounds.
- ✪ Tied season high with three field goals made against Kentucky and Mississippi State.
- ✪ Tallied season-high 10 points at Florida; made season-high three threes.
- ✪ Played in all 35 games and started 12 in 2016-17. Averaged 5.2 points, 1.9 assists, and 1.8 rebounds per game.
- ✪ Tallied eight points in homecoming win at Arkansas; also scored eight points at Kentucky, and eight points in win over Florida at SEC Tournament.
- ✪ Scored in double figures five times in his freshman season.
- ✪ Posted a career-high five rebounds against Auburn.
- ✪ Scored 11 points in win at LSU. Was 4-7 from floor and 3-6 from three.
- ✪ Tallied 13 points and was 3-4 from floor vs. High Point.
- ✪ Scored career-high 17 points vs. Butler; made first career start vs. Santa Clara and dished out career-high eight assists vs. Broncos.
- ✪ Signed with the Commodores in the fall of 2015.
- ✪ Third ever Commodore from the state of Arkansas and first since Ralph Childs played for Vanderbilt in the 1955-56 season.
- ✪ Attended Fayetteville High School in Fayetteville, Arkansas, averaged 15.9 points, 3.6 rebounds, 3.5 assists, and 1.5 steals per game while also shooting 44.7% from three in his junior season and was honored as an all-conference and all-state selection as a sophomore and junior.
- ✪ Was ranked as the second-ranked player in the state of Arkansas, the 22nd-best point guard in the country by 247sports.com, and ranked as the 119th-best player in the nation by Rivals.com.

WILLIS GAME-BY-GAME (SOPHOMORE)

Opponent	M	FG-A	3P-A	FT-A	Reb	PF	A	T	B	S	PTS
N10 Austin Peay	13	2-4	2-4	2-3	0	0	1	0	0	2	8
N13 @Belmont	15	1-2	1-2	0-1	3	2	0	3	1	0	3
N17 UNC Asheville	2	0-0	0-0	0-0	0	0	0	1	0	0	0
N19 USC	1	0-0	0-0	0-0	0	0	0	0	0	0	0
N23 vs. Virginia	12	0-2	0-0	0-0	1	1	1	1	0	0	0
N24 vs. Seton Hall	DNP										
N28 Radford	28	0-4	0-2	5-8	2	1	4	1	0	0	5
D3 Kansas State	17	1-5	1-4	1-2	1	2	0	1	0	0	4
D6 Middle Tennessee	17	3-6	2-5	1-2	5	1	0	0	0	0	9
D17 @Arizona State	11	1-2	0-0	1-1	0	2	0	1	0	0	3
D20 Houston Baptist	14	1-3	1-2	2-2	1	1	2	1	0	1	5
D22 Alcorn State	16	2-3	2-3	0-0	2	1	1	1	1	1	6
D30 @Florida	28	3-6	3-4	1-2	2	4	4	0	0	0	10
J2 Alabama	10	0-3	0-3	0-0	1	1	1	0	0	0	0
J6 @South Carolina	16	2-6	0-3	0-0	3	2	1	1	0	1	4
J9 Tennessee	20	2-6	2-5	0-0	0	1	3	0	0	1	6
J13 Kentucky	22	3-7	2-6	0-0	3	3	3	1	0	2	8
J16 @Miss. State*	26	3-8	2-6	0-0	0	0	0	0	0	1	8
J20 LSU*	35	1-6	1-4	3-6	6	1	1	3	0	0	6
J23 @Tennessee*	23	1-7	1-5	0-0	2	0	3	2	0	1	3
J27 TCU	18	2-3	2-3	0-0	1	2	2	1	0	0	6
J30 @Kentucky	19	3-7	2-5	0-0	4	0	1	2	0	0	8
F3 @Auburn	13	0-2	0-1	0-0	0	2	1	0	0	0	0
F7 Georgia	23	4-8	3-7	2-2	5	1	0	3	0	0	13
F10 @Arkansas	23	0-6	0-4	2-2	6	0	0	1	0	1	2
F14 Miss. State	29	5-9	5-9	0-0	2	2	2	0	1	1	15
F17 Florida	20	0-3	0-3	0-0	4	0	1	1	0	0	0
F20 @LSU	25	1-6	1-6	2-2	1	3	3	0	0	0	5
F24 Texas A&M	24	1-3	1-2	0-0	1	2	3	2	0	1	3
F27 Missouri	18	2-5	2-5	1-2	1	3	1	1	0	1	7
M3 @Ole Miss	17	3-3	1-1	0-0	2	1	2	0	0	0	7
M7 vs. Georgia											

Willis' Overall Statistics at Vanderbilt

Year	GP	GS	Min	Avg	FG	FGA	Pct	3FG	3FGA	Pct	FT	FTA	Pct	Off	Def	Tot	Avg	PF	FO	Ast	TO	Blk	Stl	Pts	Avg
2016-17	35	12	614	17.5	62	142	.437	25	80	.313	32	51	.627	12	51	63	1.8	35	0	65	56	6	16	181	5.2
2017-18	30	4	555	18.5	47	135	.348	37	106	.349	23	35	.657	11	48	59	2.0	39	0	41	28	3	14	154	5.1
TOTAL	65	16	1169	18.0	109	277	.394	62	186	.333	55	86	.640	23	99	122	1.9	74	0	106	84	9	30	335	5.2

Willis' SEC Statistics at Vanderbilt

Year	GP	GS	Min	Avg	FG	FGA	Pct	3FG	3FGA	Pct	FT	FTA	Pct	Off	Def	Tot	Avg	PF	FO	Ast	TO	Blk	Stl	Pts	Avg
2016-17	18	5	279	15.5	27	69	.391	12	40	.300	10	19	.526	1	23	24	1.3	20	0	26	25	3	10	76	4.2
2017-18	18	4	391	21.7	34	101	.337	26	79	.329	11	16	.688	7	36	43	2.4	26	0	30	17	1	10	105	5.8
TOTAL	36	9	670	18.6	61	170	.359	38	119	.319	21	35	.600	8	59	67	1.9	46	0	56	42	4	20	181	5.0



VANDERBILT COMBINED OVERALL STATISTICS



2017-18 Vanderbilt Basketball Vanderbilt Combined Team Statistics (as of Mar 03, 2018) All games



RECORD:	OVERALL	HOME	AWAY	NEUTRAL
ALL GAMES	12-19	11-7	1-10	0-2
CONFERENCE	6-12	5-4	1-8	0-0
NON-CONFERENCE	6-7	6-3	0-2	0-2

#	Player	gp-gs	min	avg	Total		3-Point		F-Throw		Rebounds				pf dq			a				to blk				stl		pts		avg
					fg-fga	fg%	3fg-fga	3fg%	ft-fa	ft%	off	def	tot	avg	pf	dq	a	to	blk	stl	pts	avg								
11	ROBERSON, Jeff	31-30	1063	34.3	158-328	.482	60-149	.403	150-176	.852	60	163	223	7.2	87	1	48	49	10	27	526	17.0								
13	LACHANCE, Riley	31-30	976	31.5	150-328	.457	78-188	.415	55-71	.775	12	85	97	3.1	61	2	100	39	0	15	433	14.0								
05	FISHER-DAVIS, M.	17-10	443	26.1	61-162	.377	35-105	.333	34-39	.872	18	63	81	4.8	40	0	21	19	9	19	191	11.2								
00	LEE, Saben	31-28	826	26.6	111-240	.463	23-73	.315	81-111	.730	21	67	88	2.8	76	2	96	66	5	37	326	10.5								
02	TOYE, Joe	31-9	579	18.7	67-165	.406	20-73	.274	27-43	.628	16	47	63	2.0	66	3	25	40	9	9	181	5.8								
01	WILLIS, Payton	30-4	555	18.5	47-135	.348	37-106	.349	23-35	.657	11	48	59	2.0	39	0	41	28	3	14	154	5.1								
10	EVANS, Maxwell	28-14	368	13.1	33-91	.363	17-52	.327	28-33	.848	15	38	53	1.9	33	0	14	25	0	9	111	4.0								
15	BROWN, Clevon	31-4	519	16.7	47-105	.448	10-43	.233	12-26	.462	42	55	97	3.1	64	3	7	26	41	9	116	3.7								
12	BAPTISTE, Djery	28-10	439	15.7	30-66	.455	0-0	.000	30-41	.732	34	69	103	3.7	73	4	5	24	26	7	90	3.2								
50	OBINNA, Ejike	24-13	225	9.4	26-43	.605	0-1	.000	15-31	.484	12	39	51	2.1	49	2	0	13	2	1	67	2.8								
03	AUSTIN, JR., Larry	22-3	251	11.4	22-53	.415	1-4	.250	13-23	.565	10	23	33	1.5	27	0	24	14	1	4	58	2.6								
14	RICE, Isaiah	2-0	6	3.0	0-2	.000	0-2	.000	1-2	.500	0	0	0	0.0	1	0	0	2	0	0	1	0.5								
	Team										52	43	95		2		23													
	Total.....	31	6250		752-1718	.438	281-796	.353	469-631	.743	303	740	1043	33.6	618	17	381	368	106	151	2254	72.7								
	Opponents.....	31	6250		812-1742	.466	204-542	.376	462-640	.722	278	748	1026	33.1	560	-	378	311	127	151	2290	73.9								

TEAM STATISTICS	VU	OPP	Date	Opponent	Score	Att.
SCORING	2254	2290	11/10/17	AUSTIN PEAY	W 73-54	8609
Points per game	72.7	73.9	11/13/17	at Belmont	L 60-69	5266
Scoring margin	-1.2	-	11/17/17	UNC ASHEVILLE	W 79-76	8048
FIELD GOALS-ATT	752-1718	812-1742	11/19/17	USC	Lot 89-93	8284
Field goal pct	.438	.466	11/23/17	vs Virginia	L 42-68	1874
3 POINT FG-ATT	281-796	204-542	11/24/17	vs Seton Hall	L 59-72	3952
3-point FG pct	.353	.376	11/28/17	RADFORD	W 74-62	8027
3-pt FG made per game	9.1	6.6	12/03/17	KANSAS STATE	L 79-84	8570
FREE THROWS-ATT	469-631	462-640	12/06/17	MIDDLE TENNESSEE	L 63-66	8739
Free throw pct	.743	.722	12/17/17	at Arizona State	L 64-76	10797
F-Throws made per game	15.1	14.9	12/20/17	HOUSTON BAPTIST	W 81-48	7909
REBOUNDS	1043	1026	12/22/17	ALCORN STATE	W 92-51	8125
Rebounds per game	33.6	33.1	* 12/30/17	at Florida	L 74-81	10274
Rebounding margin	+0.5	-	* 01/02/18	ALABAMA	W 76-75	9519
ASSISTS	381	378	* 01/06/18	at South Carolina	L 60-71	11391
Assists per game	12.3	12.2	* 01/09/18	TENNESSEE	L 84-92	11510
TURNOVERS	368	311	* 01/13/18	KENTUCKY	L 67-74	13389
Turnovers per game	11.9	10.0	* 01/16/18	at Mississippi State	L 62-80	6633
Turnover margin	-1.8	-	* 01/20/18	LSU	W 77-71	8760
Assist/turnover ratio	1.0	1.2	* 01/23/18	at Tennessee	L 62-67	14127
STEALS	151	151	01/27/18	TCU	W 81-78	9755
Steals per game	4.9	4.9	* 01/30/18	at Kentucky	Lot 81-83	21143
BLOCKS	106	127	* 02/03/18	at Auburn	L 81-93	9121
Blocks per game	3.4	4.1	* 02/07/18	GEORGIA	W 81-66	8761
ATTENDANCE	165131	125625	* 02/10/18	at Arkansas	L 54-72	17083
Home games-Avg/Game	18-9174	11-10891	* 02/14/18	MISSISSIPPI STATE	W 81-80	8592
Neutral site-Avg/Game	-	2-2913	* 02/17/18	FLORIDA	W 71-68	10346
			* 02/20/18	at LSU	L 78-88	7517
			* 02/24/18	TEXAS A&M	L 81-89	9376
			* 02/27/18	MISSOURI	L 66-74	8812
			* 3/3/18	at Ole Miss	W 82-69	6447

* - Conference game



VANDERBILT COMBINED SEC STATISTICS



2017-18 Vanderbilt Basketball Vanderbilt Combined Team Statistics (as of Mar 03, 2018) Conference games only



RECORD:	OVERALL	HOME	AWAY	NEUTRAL
ALL GAMES	6-12	5-4	1-8	0-0
CONFERENCE	6-12	5-4	1-8	0-0
NON-CONFERENCE	0-0	0-0	0-0	0-0

#	Player	gp-gs	min	avg	Total		3-Point		F-Throw		Rebounds				pf	dq	a	to	blk	stl	pts	avg
					fg-fga	fg%	3fg-fga	3fg%	ft-fa	ft%	off	def	tot	avg								
11	ROBERSON, Jeff	18-18	646	35.9	105-216	.486	37-96	.385	86-108	.796	30	91	121	6.7	52	0	34	28	5	15	333	18.5
13	LACHANCE, Riley	18-18	587	32.6	93-206	.451	48-121	.397	35-49	.714	6	53	59	3.3	43	1	66	30	0	10	269	14.9
00	LEE, Saben	18-18	520	28.9	75-148	.507	18-46	.391	42-56	.750	11	47	58	3.2	53	2	49	43	1	22	210	11.7
05	FISHER-DAVIS, M.	6-3	134	22.3	20-49	.408	10-26	.385	9-9	1.000	8	13	21	3.5	9	0	4	4	5	2	59	9.8
02	TOYE, Joe	18-1	327	18.2	39-87	.448	13-38	.342	14-21	.667	8	26	34	1.9	46	2	12	17	1	4	105	5.8
01	WILLIS, Payton	18-4	391	21.7	34-101	.337	26-79	.329	11-16	.688	7	36	43	2.4	26	0	30	17	1	10	105	5.8
10	EVANS, Maxwell	17-12	257	15.1	18-52	.346	12-32	.375	26-30	.867	13	28	41	2.4	24	0	7	19	0	6	74	4.4
15	BROWN, Clevon	18-3	350	19.4	28-61	.459	8-25	.320	7-15	.467	27	39	66	3.7	42	2	5	20	29	5	71	3.9
50	OBINNA, Ejike	14-8	124	8.9	18-32	.563	0-1	.000	5-13	.385	5	17	22	1.6	26	2	0	7	1	1	41	2.9
12	BAPTISTE, Djery	16-5	216	13.5	10-26	.385	0-0	.000	13-18	.722	13	34	47	2.9	39	2	2	10	15	4	33	2.1
03	AUSTIN, JR., Larry	11-0	73	6.6	7-15	.467	0-0	.000	4-4	1.000	4	7	11	1.0	7	0	8	6	1	2	18	1.6
Team											30	22	52		1		8					
Total.....		18	3625		447-993	.450	172-464	.371	252-339	.743	162	413	575	31.9	368	11	217	209	59	81	1318	73.2
Opponents.....		18	3625		484-986	.491	126-289	.436	299-416	.719	151	433	584	32.4	309	-	236	167	90	98	1393	77.4

TEAM STATISTICS	VU	OPP	Date	Opponent	Score	Att.
SCORING	1318	1393	* 12/30/17	at Florida	L 74-81	10274
Points per game	73.2	77.4	* 01/02/18	ALABAMA	W 76-75	9519
Scoring margin	-4.2	-	* 01/06/18	at South Carolina	L 60-71	11391
FIELD GOALS-ATT	447-993	484-986	* 01/09/18	TENNESSEE	L 84-92	11510
Field goal pct	.450	.491	* 01/13/18	KENTUCKY	L 67-74	13389
3 POINT FG-ATT	172-464	126-289	* 01/16/18	at Mississippi State	L 62-80	6633
3-point FG pct	.371	.436	* 01/20/18	LSU	W 77-71	8760
3-pt FG made per game	9.6	7.0	* 01/23/18	at Tennessee	L 62-67	14127
FREE THROWS-ATT	252-339	299-416	* 01/30/18	at Kentucky	Lot 81-83	21143
Free throw pct	.743	.719	* 02/03/18	at Auburn	L 81-93	9121
F-Throws made per game	14.0	16.6	* 02/07/18	GEORGIA	W 81-66	8761
REBOUNDS	575	584	* 02/10/18	at Arkansas	L 54-72	17083
Rebounds per game	31.9	32.4	* 02/14/18	MISSISSIPPI STATE	W 81-80	8592
Rebounding margin	-0.5	-	* 02/17/18	FLORIDA	W 71-68	10346
ASSISTS	217	236	* 02/20/18	at LSU	L 78-88	7517
Assists per game	12.1	13.1	* 02/24/18	TEXAS A&M	L 81-89	9376
TURNOVERS	209	167	* 02/27/18	MISSOURI	L 66-74	8812
Turnovers per game	11.6	9.3	* 3/3/18	at Ole Miss	W 82-69	6447
Turnover margin	-2.3	-	* - Conference game			
Assist/turnover ratio	1.0	1.4				
STEALS	81	98				
Steals per game	4.5	5.4				
BLOCKS	59	90				
Blocks per game	3.3	5.0				
ATTENDANCE	89065	103736				
Home games-Avg/Game	9-9896	9-11526				
Neutral site-Avg/Game	-	0-0				

Score by Periods	1st	2nd	OT	Totals
Vanderbilt	570	738	10	1318
Opponents	619	762	12	1393



VANDERBILT INDIVIDUAL GAME HIGHS

Points	31	FISHER-DAVIS, M. vs USC (11/19/17)
	30	ROBERSON, Jeff at Auburn (02/03/18)
	27	LACHANCE, Riley vs Radford (11/28/17)
	26	LACHANCE, Riley at LSU (02/20/18)
	26	ROBERSON, Jeff vs Florida (02/17/18)
	26	LACHANCE, Riley vs LSU (01/20/18)
Field Goals Made	10	ROBERSON, Jeff at Auburn (02/03/18)
	9	LACHANCE, Riley at LSU (02/20/18)
	9	LACHANCE, Riley vs TCU (01/27/18)
	9	LACHANCE, Riley at Tennessee (01/23/18)
	9	LEE, Saben at Arizona State (12/17/17)
	9	FISHER-DAVIS, M. vs USC (11/19/17)
Field Goal Att.	20	ROBERSON, Jeff vs Texas A&M (02/24/18)
	18	LACHANCE, Riley at LSU (02/20/18)
	18	TOYE, Joe at Arizona State (12/17/17)
	18	FISHER-DAVIS, M. vs USC (11/19/17)
FG Pct (min 5 made)	.833 (5-6)	TOYE, Joe vs Georgia (02/07/18)
	.833 (5-6)	BAPTISTE, Djery vs UNC Asheville (11/17/17)
3-Point FG Made	6	LACHANCE, Riley vs Texas A&M (02/24/18)
	6	FISHER-DAVIS, M. vs USC (11/19/17)
3-Point FG Att.	13	LACHANCE, Riley vs Texas A&M (02/24/18)
	13	FISHER-DAVIS, M. vs USC (11/19/17)
3-Plt FG Pct (min 2 made)	1.000 (4-4)	ROBERSON, Jeff vs Kansas State (12/03/17)
	1.000 (3-3)	TOYE, Joe vs Mississippi State (02/14/18)
	1.000 (2-2)	EVANS, Maxwell at Ole Miss (3/3/18)
	1.000 (2-2)	TOYE, Joe at Ole Miss (3/3/18)
	1.000 (2-2)	EVANS, Maxwell vs Florida (02/17/18)
	1.000 (2-2)	EVANS, Maxwell at Auburn (02/03/18)
	1.000 (2-2)	ROBERSON, Jeff vs Alabama (01/02/18)
Free Throws Made	12	ROBERSON, Jeff vs Florida (02/17/18)
	12	LEE, Saben vs Kansas State (12/03/17)
Free Throw Att.	17	LEE, Saben vs Kansas State (12/03/17)
	12	ROBERSON, Jeff vs Florida (02/17/18)
	12	ROBERSON, Jeff vs Mississippi State (02/14/18)
FT Pct (min 3 made)	1.000 (12-12)	ROBERSON, Jeff vs Florida (02/17/18)
	1.000 (10-10)	LACHANCE, Riley vs Radford (11/28/17)
	1.000 (8-8)	ROBERSON, Jeff vs Houston Baptist (12/20/17)
	1.000 (8-8)	ROBERSON, Jeff vs Middle Tennessee (12/06/17)
	1.000 (8-8)	ROBERSON, Jeff vs Seton Hall (11/24/17)
	1.000 (8-8)	ROBERSON, Jeff vs UNC Asheville (11/17/17)
	1.000 (6-6)	LEE, Saben vs Georgia (02/07/18)
	1.000 (6-6)	LACHANCE, Riley vs LSU (01/20/18)
	1.000 (6-6)	ROBERSON, Jeff vs Kentucky (01/13/18)
	1.000 (6-6)	FISHER-DAVIS, M. at Belmont (11/13/17)
	1.000 (6-6)	ROBERSON, Jeff at Belmont (11/13/17)
	1.000 (5-5)	ROBERSON, Jeff at Auburn (02/03/18)
	1.000 (5-5)	FISHER-DAVIS, M. vs Kentucky (01/13/18)
	1.000 (5-5)	LEE, Saben at Florida (12/30/17)
	1.000 (5-5)	ROBERSON, Jeff at Arizona State (12/17/17)
	1.000 (5-5)	FISHER-DAVIS, M. vs UNC Asheville (11/17/17)
	1.000 (4-4)	EVANS, Maxwell at Ole Miss (3/3/18)
	1.000 (4-4)	ROBERSON, Jeff vs Georgia (02/07/18)
	1.000 (4-4)	LEE, Saben vs Alcorn State (12/22/17)
	1.000 (3-3)	LACHANCE, Riley at Florida (12/30/17)
	1.000 (3-3)	LACHANCE, Riley vs Middle Tennessee (12/06/17)
	1.000 (3-3)	OBINNA, Ejike vs Virginia (11/23/17)
Rebounds	13	ROBERSON, Jeff vs Seton Hall (11/24/17)
	12	ROBERSON, Jeff vs UNC Asheville (11/17/17)
	12	ROBERSON, Jeff at Belmont (11/13/17)
Assists	9	LEE, Saben vs Texas A&M (02/24/18)
	8	LACHANCE, Riley vs Mississippi State (02/14/18)
Steals	4	ROBERSON, Jeff vs Missouri (02/27/18)
	4	FISHER-DAVIS, M. vs Alcorn State (12/22/17)
	4	LEE, Saben at Arizona State (12/17/17)
Blocked Shots	4	FISHER-DAVIS, M. at South Carolina (01/06/18)
	3	BROWN, Clevon vs Texas A&M (02/24/18)
	3	BAPTISTE, Djery vs LSU (01/20/18)
	3	BAPTISTE, Djery vs Alabama (01/02/18)
	3	BROWN, Clevon vs Houston Baptist (12/20/17)
	3	BAPTISTE, Djery vs Middle Tennessee (12/06/17)
	3	BROWN, Clevon vs Austin Peay (11/10/17)
Turnovers	4	LEE, Saben at Auburn (02/03/18)
	4	BROWN, Clevon at Auburn (02/03/18)
	4	ROBERSON, Jeff vs LSU (01/20/18)
	4	EVANS, Maxwell at South Carolina (01/06/18)
	4	LEE, Saben at Belmont (11/13/17)
	4	ROBERSON, Jeff vs Austin Peay (11/10/17)
Fouls	5	OBINNA, Ejike vs Texas A&M (02/24/18)
	5	TOYE, Joe at LSU (02/20/18)
	5	OBINNA, Ejike vs Georgia (02/07/18)
	5	BROWN, Clevon at Tennessee (01/23/18)
	5	BROWN, Clevon vs Tennessee (01/09/18)
	5	LEE, Saben vs Tennessee (01/09/18)
	5	BAPTISTE, Djery vs Tennessee (01/09/18)
	5	LEE, Saben at South Carolina (01/06/18)
	5	LACHANCE, Riley at South Carolina (01/06/18)
	5	BAPTISTE, Djery at South Carolina (01/06/18)
	5	TOYE, Joe at Florida (12/30/17)
	5	BROWN, Clevon vs Houston Baptist (12/20/17)
	5	LACHANCE, Riley vs Kansas State (12/03/17)
	5	BAPTISTE, Djery vs Kansas State (12/03/17)
	5	ROBERSON, Jeff vs Radford (11/28/17)
	5	BAPTISTE, Djery vs Seton Hall (11/24/17)
	5	TOYE, Joe at Belmont (11/13/17)
Minutes	43	ROBERSON, Jeff at Kentucky (01/30/18)
	42	ROBERSON, Jeff vs USC (11/19/17)
	41	LACHANCE, Riley vs USC (11/19/17)
	40	ROBERSON, Jeff at Auburn (02/03/18)
	39	ROBERSON, Jeff vs Texas A&M (02/24/18)
	39	ROBERSON, Jeff vs Florida (02/17/18)

OPPONENT INDIVIDUAL GAME HIGHS

Points	37	Williams, Grant vs Tennessee (01/09/18)
	35	McLaughlin, Jordan vs USC (11/19/17)
	31	REATH, Duop vs LSU (01/20/18)
	30	Gigeous-Alexander at Kentucky (01/30/18)
	28	WATERS, Tremont at LSU (02/20/18)
Field Goals Made	13	REATH, Duop vs LSU (01/20/18)
	12	Gigeous-Alexander at Kentucky (01/30/18)
	12	Williams, Grant vs Tennessee (01/09/18)
	12	RODRIGUEZ, Desi vs Seton Hall (11/24/17)
	12	McLaughlin, Jordan vs USC (11/19/17)
Field Goal Att.	22	Metu, Chimezie vs USC (11/19/17)
	21	RODRIGUEZ, Desi vs Seton Hall (11/24/17)
FG Pct (min 5 made)	1.000 (6-6)	SIMS, Wayde at LSU (02/20/18)
	1.000 (6-6)	Abdul Ado vs Mississippi State (02/14/18)
	1.000 (6-6)	Hall, Donta vs Alabama (01/02/18)
3-Point FG Made	5	Xavian Stapleton vs Mississippi State (02/14/18)
	5	BROWN, Bryce at Auburn (02/03/18)
	5	Bowden, Jordan at Tennessee (01/23/18)
	5	McLaughlin, Jordan vs USC (11/19/17)
3-Point FG Att.	11	McLaughlin, Jordan vs USC (11/19/17)
	9	Evans II, Shannon at Arizona State (12/17/17)
3-Plt FG Pct (min 2 made)	1.000 (5-5)	Xavian Stapleton vs Mississippi State (02/14/18)
	1.000 (4-4)	PORTER, Jontay vs Missouri (02/27/18)
	1.000 (3-3)	T.J. Starks vs Texas A&M (02/24/18)
	1.000 (2-2)	OKEKE, Chuma at Auburn (02/03/18)
	1.000 (2-2)	BRADFORD, Christian vs Radford (11/28/17)
Free Throws Made	13	Williams, Grant vs Tennessee (01/09/18)
	12	Williams, Grant at Tennessee (01/23/18)
Free Throw Att.	15	Williams, Grant vs Tennessee (01/09/18)
	14	Williams, Grant at Tennessee (01/23/18)
FT Pct (min 3 made)	1.000 (11-11)	Holder, Tra at Arizona State (12/17/17)
	1.000 (10-10)	Koulechov, Egor at Florida (12/30/17)
	1.000 (7-7)	Knox, Kevin vs Kentucky (01/13/18)
	1.000 (7-7)	Sexton, Collin vs Alabama (01/02/18)
	1.000 (6-6)	Admon Gilder vs Texas A&M (02/24/18)
	1.000 (6-6)	Turner, Lamonte vs Tennessee (01/09/18)
	1.000 (6-6)	Allen, Kal'vaughn at Florida (12/30/17)
	1.000 (6-6)	STOKES, Kamau vs Kansas State (12/03/17)
	1.000 (6-6)	McLaughlin, Jordan vs USC (11/19/17)
	1.000 (5-5)	Gigeous-Alexander at Kentucky (01/30/18)
	1.000 (5-5)	BROWN, Barry vs Kansas State (12/03/17)
	1.000 (4-4)	D.J. Hogg vs Texas A&M (02/24/18)
	1.000 (4-4)	EPPS, Aaron at LSU (02/20/18)
	1.000 (4-4)	MAYS, Skylar at LSU (02/20/18)
	1.000 (4-4)	Stone, Keith vs Florida (02/17/18)
	1.000 (4-4)	Avery Patterson vs Alcorn State (12/22/17)
	1.000 (4-4)	Troyman Crosby vs Alcorn State (12/22/17)
	1.000 (4-4)	GATES, Jalon vs Houston Baptist (12/20/17)
	1.000 (4-4)	SNEED, Xavier vs Kansas State (12/03/17)
	1.000 (4-4)	Metu, Chimezie vs USC (11/19/17)
	1.000 (4-4)	VANNATTA, Kevin vs UNC Asheville (11/17/17)
	1.000 (3-3)	Davis, Terence at Ole Miss (3/3/18)
	1.000 (3-3)	Bowden, Jordan vs Tennessee (01/09/18)
	1.000 (3-3)	TEAGUE, MaCio vs UNC Asheville (11/17/17)
Rebounds	14	Aric Holman at Mississippi State (01/16/18)
	13	REATH, Duop vs LSU (01/20/18)
	13	Mitchell, Mickey at Arizona State (12/17/17)
Assists	14	HARPER, Jared at Auburn (02/03/18)
	9	WATERS, Tremont at LSU (02/20/18)
	9	ROBINSON, Alex vs TCU (01/27/18)
Steals	4	MAYS, Skylar at LSU (02/20/18)
	4	Key, Braxton vs Alabama (01/02/18)
	4	THOMAS, Ahmad vs UNC Asheville (11/17/17)
Blocked Shots	7	GAFFORD, DANIEL at Arkansas (02/10/18)
	4	Hayes, Kevarius at Florida (12/30/17)
	4	SANOGO, Ismael vs Seton Hall (11/24/17)
	4	WILKINS, Isaiah vs Virginia (11/23/17)
Turnovers	6	Burnett, Deandre at Ole Miss (3/3/18)
	6	BEATTY, David at South Carolina (01/06/18)
	6	WNUK, Alec vs UNC Asheville (11/17/17)
Fouls	5	Hymon, Marcanvis at Ole Miss (3/3/18)
	5	HALL, DARIOUS at Arkansas (02/10/18)
	5	Schofield, Admiral at Tennessee (01/23/18)
	5	WATERS, Tremont vs LSU (01/20/18)
	5	Daniel, James vs Tennessee (01/09/18)
	5	White, Romelio at Arizona State (12/17/17)
	5	WADE, Dean vs Kansas State (12/03/17)
	5	HOLLAND, Devonte vs Radford (11/28/17)
	5	Boatwright, Bennie vs USC (11/19/17)
	5	VANNATTA, Kevin vs UNC Asheville (11/17/17)
	5	UGBA, Averyl vs Austin Peay (11/10/17)



VANDERBILT GAME HIGHS

POINTS	92	ALCORN STATE (12/22/17)
	89	USC (11/19/17)
	84	TENNESSEE (01/09/18)
	82	at Ole Miss (3/3/18)
	81	TEXAS A&M (02/24/18)
	81	MISSISSIPPI STATE (02/14/18)
	81	GEORGIA (02/07/18)
	81	at Auburn (02/03/18)
	81	at Kentucky (01/30/18)
	81	TCU (01/27/18)
	81	HOUSTON BAPTIST (12/20/17)
FIELD GOALS MADE	32	ALCORN STATE (12/22/17)
	31	TCU (01/27/18)
FIELD GOAL ATTEMPTS	68	at Arizona State (12/17/17)
	64	TEXAS A&M (02/24/18)
	64	at LSU (02/20/18)
FIELD GOAL PERCENTAGE	.551 (27-49)	GEORGIA (02/07/18)
	.533 (32-60)	ALCORN STATE (12/22/17)
3 PT FIELD GOALS MADE	17	ALCORN STATE (12/22/17)
	14	TEXAS A&M (02/24/18)
	14	at LSU (02/20/18)
	14	MISSISSIPPI STATE (02/14/18)
3 PT FG ATTEMPTS	39	at LSU (02/20/18)
	35	ALCORN STATE (12/22/17)
3 PT FG PERCENTAGE	.526 (10-19)	at Auburn (02/03/18)
	.519 (14-27)	MISSISSIPPI STATE (02/14/18)
FREE THROWS MADE	23	at Arkansas (02/10/18)
	23	KANSAS STATE (12/03/17)
	23	RADFORD (11/28/17)
FREE THROW ATTEMPTS	33	KANSAS STATE (12/03/17)
	31	RADFORD (11/28/17)
	31	at Belmont (11/13/17)
FREE THROW PERCENTAGE	1.000 (16-16)	GEORGIA (02/07/18)
	.917 (22-24)	FLORIDA (02/17/18)
REBOUNDS	45	HOUSTON BAPTIST (12/20/17)
	39	ALCORN STATE (12/22/17)
	39	vs Seton Hall (11/24/17)
	39	at Belmont (11/13/17)
	39	AUSTIN PEAY (11/10/17)
ASSISTS	23	ALCORN STATE (12/22/17)
	20	HOUSTON BAPTIST (12/20/17)
STEALS	12	ALCORN STATE (12/22/17)
	8	AUSTIN PEAY (11/10/17)
BLOCKED SHOTS	8	at Ole Miss (3/3/18)
	8	HOUSTON BAPTIST (12/20/17)
TURNOVERS	19	at South Carolina (01/06/18)
	16	at Auburn (02/03/18)
	16	vs Seton Hall (11/24/17)
	16	USC (11/19/17)

OPPONENT GAME HIGHS

POINTS	93	at Auburn (02/03/18)
	93	USC (11/19/17)
	92	TENNESSEE (01/09/18)
	89	TEXAS A&M (02/24/18)
	88	at LSU (02/20/18)
FIELD GOALS MADE	35	TCU (01/27/18)
	33	USC (11/19/17)
FIELD GOAL ATTEMPTS	67	USC (11/19/17)
	64	at Kentucky (01/30/18)
	64	at Mississippi State (01/16/18)
	64	UNC ASHEVILLE (11/17/17)
FIELD GOAL PERCENTAGE	.625 (30-48)	at LSU (02/20/18)
	.588 (30-51)	TEXAS A&M (02/24/18)
3 PT FIELD GOALS MADE	17	at Auburn (02/03/18)
	12	MISSOURI (02/27/18)
	12	USC (11/19/17)
3 PT FG ATTEMPTS	27	at Belmont (11/13/17)
	26	at Auburn (02/03/18)
	26	USC (11/19/17)
3 PT FG PERCENTAGE	.654 (17-26)	at Auburn (02/03/18)
	.588 (10-17)	MISSISSIPPI STATE (02/14/18)
FREE THROWS MADE	27	at Florida (12/30/17)
	25	KENTUCKY (01/13/18)
	25	TENNESSEE (01/09/18)
	25	at South Carolina (01/06/18)
FREE THROW ATTEMPTS	39	at South Carolina (01/06/18)
	37	KENTUCKY (01/13/18)
FREE THROW PERCENTAGE	.938 (15-16)	USC (11/19/17)
	.917 (22-24)	KANSAS STATE (12/03/17)
REBOUNDS	47	at Arizona State (12/17/17)
	43	at Arkansas (02/10/18)
	21	vs Virginia (11/23/17)
ASSISTS	20	at Mississippi State (01/16/18)
STEALS	10	ALABAMA (01/02/18)
	8	at Auburn (02/03/18)
	8	at Mississippi State (01/16/18)
	8	UNC ASHEVILLE (11/17/17)
BLOCKED SHOTS	10	at Florida (12/30/17)
	9	at Arkansas (02/10/18)
TURNOVERS	17	at Arizona State (12/17/17)
	17	AUSTIN PEAY (11/10/17)
FOULS	27	at Belmont (11/13/17)
	26	USC (11/19/17)

VANDERBILT GAME LOWS

POINTS	42	vs Virginia (11/23/17)
	54	at Arkansas (02/10/18)
	59	vs Seton Hall (11/24/17)
	60	at Belmont (11/13/17)
	60	at South Carolina (01/06/18)
FIELD GOALS MADE	12	vs Virginia (11/23/17)
	14	at Arkansas (02/10/18)
FIELD GOAL ATTEMPTS	41	FLORIDA (02/17/18)
	48	at Belmont (11/13/17)
FIELD GOAL PERCENTAGE	.231 (12-52)	vs Virginia (11/23/17)
	.250 (14-56)	at Arkansas (02/10/18)
3 PT FIELD GOALS MADE	3	at Arkansas (02/10/18)
	4	at Belmont (11/13/17)
	4	vs Virginia (11/23/17)
	4	at Arizona State (12/17/17)
	4	at Mississippi State (01/16/18)
3 PT FG ATTEMPTS	18	vs Virginia (11/23/17)
	19	UNC ASHEVILLE (11/17/17)
	19	LSU (01/20/18)
	19	at Auburn (02/03/18)
3 PT FG PERCENTAGE	.115 (3-26)	at Arkansas (02/10/18)
	.129 (4-31)	at Arizona State (12/17/17)
FREE THROWS MADE	5	MISSOURI (02/27/18)
	6	at Mississippi State (01/16/18)
FREE THROW ATTEMPTS	9	at Mississippi State (01/16/18)
	9	TCU (01/27/18)
FREE THROW PERCENTAGE	.500 (5-10)	MISSOURI (02/27/18)
	.632 (12-19)	AUSTIN PEAY (11/10/17)
REBOUNDS	21	TCU (01/27/18)
	26	TENNESSEE (01/09/18)
ASSISTS	4	at Arkansas (02/10/18)
	5	at Belmont (11/13/17)
STEALS	1	at Florida (12/30/17)
	1	FLORIDA (02/17/18)
BLOCKED SHOTS	0	USC (11/19/17)
	1	at Auburn (02/03/18)
	1	at LSU (02/20/18)
	1	MISSOURI (02/27/18)
TURNOVERS	7	ALCORN STATE (12/22/17)
	7	KENTUCKY (01/13/18)
	7	TCU (01/27/18)
	7	at LSU (02/20/18)
FOULS	11	TCU (01/27/18)
	13	vs Virginia (11/23/17)
	13	MISSISSIPPI STATE (02/14/18)

OPPONENT GAME LOWS

POINTS	48	HOUSTON BAPTIST (12/20/17)
	51	ALCORN STATE (12/22/17)
	54	AUSTIN PEAY (11/10/17)
	62	RADFORD (11/28/17)
	66	MIDDLE TENNESSEE (12/06/17)
	66	GEORGIA (02/07/18)
FIELD GOALS MADE	16	HOUSTON BAPTIST (12/20/17)
	17	ALCORN STATE (12/22/17)
FIELD GOAL ATTEMPTS	43	KENTUCKY (01/13/18)
	44	at Tennessee (01/23/18)
FIELD GOAL PERCENTAGE	.262 (16-61)	HOUSTON BAPTIST (12/20/17)
	.333 (17-51)	ALCORN STATE (12/22/17)
3 PT FIELD GOALS MADE	1	HOUSTON BAPTIST (12/20/17)
	2	GEORGIA (02/07/18)
3 PT FG ATTEMPTS	9	GEORGIA (02/07/18)
	10	KENTUCKY (01/13/18)
3 PT FG PERCENTAGE	.056 (1-18)	HOUSTON BAPTIST (12/20/17)
	.211 (4-19)	LSU (01/20/18)
FREE THROWS MADE	0	TCU (01/27/18)
	4	vs Virginia (11/23/17)
FREE THROW ATTEMPTS	0	TCU (01/27/18)
	6	vs Virginia (11/23/17)
FREE THROW PERCENTAGE	.000 (0-0)	TCU (01/27/18)
	.563 (9-16)	at Arkansas (02/10/18)
REBOUNDS	21	KANSAS STATE (12/03/17)
	23	MISSISSIPPI STATE (02/14/18)
ASSISTS	5	HOUSTON BAPTIST (12/20/17)
	7	at Arizona State (12/17/17)
	7	ALCORN STATE (12/22/17)
	7	at Florida (12/30/17)
	7	LSU (01/20/18)
	7	at Kentucky (01/30/18)
STEALS	1	RADFORD (11/28/17)
	1	ALCORN STATE (12/22/17)
BLOCKED SHOTS	0	ALCORN STATE (12/22/17)
	1	AUSTIN PEAY (11/10/17)
	1	at Belmont (11/13/17)
	1	RADFORD (11/28/17)
	1	MIDDLE TENNESSEE (12/06/17)
TURNOVERS	3	FLORIDA (02/17/18)
	4	at Mississippi State (01/16/18)
FOULS	10	TCU (01/27/18)
	11	at Mississippi State (01/16/18)
	11	MISSOURI (02/27/18)



TEAM GAME-BY-GAME COMPARISON

Opponent	1st	2nd	Score	Mar	Total FG	FG Pct	3-Pointers	3FG Pct	Free Throws	FT Pct	Rebounds	Assist	T/Over	Block	Steal	Fouls
AUSTIN PEAY	41/28	32/26	73-54	+19	26-58/22-54	.448/.407	9-25/3-13	.360/.231	12-19/7-12	.632/.583	39/31 +8	17/11	15/17	6/1	8/5	16/20
Belmont	27/32	33/37	60-69	(9)	17-48/22-54	.354/.407	4-23/6-27	.174/.222	22-31/19-26	.710/.731	39/33 +6	5/8	15/10	2/1	3/4	26/27
UNC ASHEVILLE	35/37	44/39	79-76	+3	25-53/27-64	.472/.422	7-19/9-20	.368/.450	22-29/13-15	.759/.867	32/36 (4)	15/12	14/14	5/2	5/8	15/18
USC	34/35	46/45	89-93	(4)	29-57/33-67	.509/.493	11-23/12-26	.478/.462	20-28/15-16	.714/.938	38/28 +10	14/8	16/6	0/4	4/3	21/26
Virginia	17/43	25/25	42-68	(26)	12-52/27-60	.231/.450	4-18/10-21	.222/.476	14-19/4-6	.737/.667	36/42 (6)	7/21	9/7	2/8	4/3	13/17
Seton Hall	32/31	27/41	59-72	(13)	19-56/27-58	.339/.466	5-24/4-18	.208/.222	16-18/14-24	.889/.583	39/33 +6	7/10	16/9	2/5	2/4	24/16
RADFORD	36/33	38/29	74-62	+12	22-52/24-61	.423/.393	7-27/7-19	.259/.368	23-31/7-11	.742/.636	37/34 +3	10/10	8/9	3/1	6/1	16/25
KANSAS STATE	30/43	49/41	79-84	(5)	23-50/29-50	.460/.580	10-25/4-12	.400/.333	23-33/22-24	.697/.917	33/21 +12	12/12	14/7	5/3	4/6	25/24
MIDDLE TENNESSEE	32/28	31/38	63-66	(3)	20-54/24-56	.370/.429	8-27/3-14	.296/.214	15-19/15-23	.789/.652	33/39 (6)	11/13	9/9	5/1	3/3	19/18
Arizona State	29/30	35/46	64-76	(12)	23-68/25-57	.338/.439	4-31/5-23	.129/.217	14-19/21-28	.737/.750	37/47 (10)	10/7	15/17	2/5	7/4	23/20
HOUSTON BAPTIST	34/17	47/31	81-48	+33	26-58/16-61	.448/.262	12-30/1-18	.400/.056	17-23/15-26	.739/.577	45/38 +7	20/5	14/14	8/3	6/6	23/18
ALCORN STATE	52/24	40/27	92-51	+41	32-60/17-51	.533/.333	17-35/6-19	.486/.316	11-14/11-13	.786/.846	39/24 +15	23/7	7/13	5/0	12/1	18/12
Florida	20/40	54/41	74-81	(7)	26-62/23-54	.419/.426	12-31/8-19	.387/.421	10-14/27-30	.714/.900	36/36 -	14/7	9/5	3/10	1/4	24/15
ALABAMA	43/33	33/42	76-75	+1	23-54/26-52	.426/.500	10-25/4-11	.400/.364	20-26/19-22	.769/.864	33/31 +2	12/13	12/10	5/8	7/10	15/17
South Carolina	28/26	32/45	60-71	(11)	19-54/21-54	.352/.389	8-29/4-14	.276/.286	14-20/25-39	.700/.641	34/41 (7)	10/8	19/12	4/4	7/7	31/17
TENNESSEE	45/35	39/57	84-92	(8)	29-56/30-53	.518/.566	11-26/7-13	.423/.538	15-22/25-28	.682/.893	26/30 (4)	14/13	8/8	2/4	3/3	23/22
KENTUCKY	27/36	40/38	67-74	(7)	21-55/23-43	.382/.535	6-25/3-10	.240/.300	19-27/25-37	.704/.676	30/35 (5)	11/11	7/11	4/7	6/3	23/19
Mississippi State	25/37	37/43	62-80	(18)	26-53/31-64	.491/.484	4-20/8-20	.200/.400	6-9/10-15	.667/.667	29/37 (8)	14/20	10/4	3/5	2/8	15/11
LSU	34/28	43/43	77-71	+6	25-49/27-62	.510/.435	7-19/4-19	.368/.211	20-30/13-21	.667/.619	33/38 (5)	10/7	12/12	4/4	3/5	20/24
Tennessee	15/32	47/35	62-67	(5)	23-57/19-44	.404/.432	5-24/7-13	.208/.538	11-14/22-32	.786/.688	37/31 +6	9/15	9/9	3/3	3/3	24/16
TCU	43/40	38/38	81-78	+3	31-59/35-63	.525/.556	11-25/8-23	.440/.348	8-9/0-0	.889/.000	21/36 (15)	13/18	7/12	2/3	6/5	11/10
Kentucky	33/27	38/44	81-83	(2)	28-59/29-64	.475/.453	9-25/5-14	.360/.357	16-23/20-27	.696/.741	37/35 +2	14/7	15/9	3/4	3/6	23/22
Auburn	35/45	46/48	81-93	(12)	28-53/32-57	.458/.561	10-19/17-26	.526/.654	15-21/12-17	.789/.706	28/25 +3	14/18	16/12	1/4	6/8	18/18
GEORGIA	39/31	42/35	81-66	+15	27-49/26-60	.551/.433	11-24/2-9	.458/.222	16-16/12-19	1000/.632	29/28 +1	10/11	15/10	2/2	6/7	19/16
Arkansas	21/28	33/44	54-72	(18)	14-56/27-58	.250/.466	3-26/9-17	.115/.529	23-29/9-16	.793/.563	37/43 (6)	4/13	12/15	4/9	5/6	17/22
MISSISSIPPI STATE	40/31	41/49	81-80	+1	28-56/31-53	.500/.585	14-27/10-17	.519/.588	11-17/8-11	.647/.727	31/23 +8	16/18	10/10	5/5	5/4	13/14
FLORIDA	28/34	43/34	71-68	+3	20-41/27-63	.488/.429	9-22/7-19	.409/.368	22-24/7-11	.917/.636	32/30 +2	11/14	11/3	3/4	1/5	16/16
LSU	29/39	49/49	78-88	(10)	28-64/30-48	.438/.625	14-39/9-19	.359/.474	8-11/19-26	.727/.731	29/29 -	10/18	7/6	1/2	3/6	22/17
TEXAS A&M	31/43	50/46	81-89	(8)	29-64/30-51	.453/.588	14-29/8-15	.483/.533	9-13/21-32	.692/.656	33/32 +1	15/12	12/9	3/5	7/3	26/16
MISSOURI	32/30	34/44	66-74	(8)	24-56/26-45	.429/.578	13-30/12-22	.433/.545	5-10/10-14	.500/.714	28/28 -	11/15	12/13	1/3	7/6	18/11
Ole Miss	45/44	37/25	82-69	+13	29-55/26-61	.527/.426	12-24/2-12	.500/.167	12-15/15-19	.800/.789	33/32 +1	18/16	13/9	8/7	6/4	21/16

POINTS-REBOUNDS ASSISTS

Opponent	Date	Score	LEE SABEN	WILLIS PAY	TOYE JOE	AUSTIN JR.	FISHER-DAV	EVANS MAXW	ROBERSON J
AUSTIN PEAY	11/10/17	73-54 W	6-0-7	8-0-1	9-3-1	2-3-2	DNP	5-2-0	13-10-3
at Belmont	11/13/17	60-69 L	19-8-2	3-3-0	6-2-1	2-1-0	6-4-0	0-0-0	13-12-0
UNC ASHEVILLE	11/17/17	79-76 W	8-1-5	0-0-0	2-0-0	2-1-2	17-4-1	0-0-2	17-12-0
USC	11/19/17	89-93 L	2-1-1	0-0-0	2-1-1	13-4-6	31-11-1	0-0-0	10-6-1
vs Virginia	11/23/17	42-68 L	0-1-0	0-1-1	2-2-1	5-5-0	11-3-1	5-4-2	6-3-1
vs Seton Hall	11/24/17	59-72 L	8-1-4	DNP	6-3-0	0-1-2	4-8-0	2-2-0	20-13-0
RADFORD	11/28/17	74-62 W	1-2-1	5-2-4	8-4-0	0-0-0	7-5-3	DNP	14-9-1
KANSAS STATE	12/03/17	79-84 L	19-2-5	4-1-0	11-1-2	DNP	3-2-1	3-0-0	22-10-2
MIDDLE TENNESSEE	12/06/17	63-66 L	5-0-3	9-5-0	0-2-1	DNP	17-7-0	DNP	13-4-0
at Arizona State	12/17/17	64-76 L	24-5-6	3-0-0	14-2-1	6-1-0	2-8-3	0-1-0	7-7-0
HOUSTON BAPTIST	12/20/17	81-48 W	3-4-5	5-1-2	7-3-2	1-4-2	19-6-3	14-0-1	17-10-0
ALCORN STATE	12/22/17	92-51 W	10-2-4	6-2-1	4-5-3	5-2-2	15-2-4	5-3-1	21-4-4
at Florida	12/30/17	74-81 L	13-3-3	10-2-4	0-1-1	0-0-1	17-4-1	0-2-0	18-7-1
ALABAMA	01/02/18	76-75 W	23-1-2	0-1-1	1-1-0	DNP	11-5-0	9-1-1	17-5-2
at South Carolina	01/06/18	60-71 L	17-2-2	4-3-1	0-2-0	0-0-0	12-5-2	5-4-0	9-9-3
TENNESSEE	01/09/18	84-92 L	21-3-3	6-0-3	4-1-0	DNP	10-4-1	1-1-0	19-4-2
KENTUCKY	01/13/18	67-74 L	12-3-3	8-3-3	4-1-0	DNP	9-3-0	0-1-0	20-7-1
at Mississippi State	01/16/18	62-80 L	6-5-4	8-0-0	3-1-1	4-1-2	DNP	2-2-0	10-2-2
LSU	01/20/18	77-71 W	12-5-5	6-6-1	5-1-0	2-1-0	DNP	DNP	20-6-1
at Tennessee	01/23/18	62-67 L	0-2-0	3-2-3	2-3-0	2-3-3	DNP	0-1-0	21-6-2
TCU	01/27/18	81-78 W	11-3-4	6-1-2	5-1-0	4-0-0	DNP	3-0-1	20-2-2
at Kentucky	01/30/18	81-83 L	8-4-3	8-4-1	16-5-1	2-0-1	DNP	0-2-0	23-8-2
at Auburn	02/03/18	81-93 L	10-2-2	0-0-1	8-1-0	0-1-0	DNP	13-4-1	30-10-4
GEORGIA	02/07/18	81-66 W	19-2-4	13-5-0	12-2-0	DNP	DNP	0-2-0	11-7-2
at Arkansas	02/10/18	54-72 L	8-3-0	2-6-0	3-1-1	8-3-1	DNP	8-9-1	8-3-1
MISSISSIPPI STATE	02/14/18	81-80 W	4-0-0	15-2-2	16-6-4	0-1-0	DNP	0-0-0	22-11-2
FLORIDA	02/17/18	71-68 W	1-6-2	0-4-1	13-3-1	DNP	DNP	8-0-0	26-7-2
at LSU	02/20/18	78-88 L	15-2-1	5-1-3	7-2-2	0-1-0	DNP	0-3-1	20-6-0
TEXAS A&M	02/24/18	81-89 L	19-9-9	3-1-3	2-0-0	0-0-0	DNP	9-2-0	21-9-2
MISSOURI	02/27/18	66-74 L	5-3-4	7-1-1	2-1-0	DNP	0-0-0	5-2-0	19-7-1
at Ole Miss	3/3/18	82-69 W	17-3-2	7-2-2	6-2-1	DNP	DNP	14-5-3	19-7-4

Opponent	Date	Score	BAPTISTE D	LACHANCE R	RICE ISAIA	BROWN CLEV	OBINNA EJI
AUSTIN PEAY	11/10/17	73-54 W	2-4-1	13-3-2	13-3-0	13-5-0	2-6-0
at Belmont	11/13/17	60-69 L	1-4-0	10-1-2	DNP	0-1-0	1-0-0
UNC ASHEVILLE	11/17/17	79-76 W	13-8-1	17-2-4	DNP	2-0-0	1-1-0
USC	11/19/17	89-93 L	9-7-0	19-2-4	DNP	1-1-0	2-2-0
vs Virginia	11/23/17	42-68 L	5-6-0	0-1-0	DNP	3-2-1	5-7-0
vs Seton Hall	11/24/17	59-72 L	2-2-0	6-2-1	DNP	2-0-0	9-5-0
RADFORD	11/28/17	74-62 W	8-3-0	27-5-1	DNP	4-4-0	DNP
KANSAS STATE	12/03/17	79-84 L	9-6-0	9-4-2	DNP	7-2-0	DNP
MIDDLE TENNESSEE	12/06/17	63-66 L	4-6-1	9-5-5	DNP	6-4-1	0-0-0
at Arizona State	12/17/17	64-76 L	DNP	3-3-0	DNP	5-2-0	DNP
HOUSTON BAPTIST	12/20/17	81-48 W	2-4-0	11-4-5	0-0-0	2-2-0	2-3-0
ALCORN STATE	12/22/17	92-51 W	2-2-0	16-1-4	1-0-0	2-3-0	5-5-0
at Florida	12/30/17	74-81 L	0-2-0	11-4-3	DNP	5-6-0	DNP
ALABAMA	01/02/18	76-75 W	2-7-0	10-2-5	DNP	3-5-1	DNP
at South Carolina	01/06/18	60-71 L	10-5-0	3-1-2	DNP	0-2-0	DNP
TENNESSEE	01/09/18	84-92 L	1-4-1	16-3-4	DNP	6-3-0	DNP
KENTUCKY	01/13/18	67-74 L	2-4-0	6-2-4	DNP	5-4-0	1-1-0
at Mississippi State	01/16/18	62-80 L	2-2-0	5-7-4	DNP	8-2-1	14-4-0
LSU	01/20/18	77-71 W	1-5-0	26-6-3	DNP	3-2-0	2-0-0
at Tennessee	01/23/18	62-67 L	4-5-0	25-4-0	DNP	5-5-1	0-1-0
TCU	01/27/18	81-78 W	4-1-0	24-5-4	DNP	4-5-0	0-0-0
at Kentucky	01/30/18	81-83 L	0-2-0	13-2-6	DNP	3-7-0	8-1-0
at Auburn	02/03/18	81-93 L	1-0-0	13-4-6	DNP	5-3-0	1-1-0
GEORGIA	02/07/18	81-66 W	0-2-0	19-1-4	DNP	3-3-0	4-3-0
at Arkansas	02/10/18	54-72 L	4-2-0	8-3-0	DNP	3-2-0	2-2-0
MISSISSIPPI STATE	02/14/18	81-80 W	4-2-0	16-3-8	DNP	2-3-0	2-0-0
FLORIDA	02/17/18	71-68 W	0-1-0	21-4-5	DNP	0-4-0	2-1-0
at LSU	02/20/18	78-88 L	DNP	26-3-3	DNP	5-2-0	0-3-0
TEXAS A&M	02/24/18	81-89 L	DNP	23-2-1	DNP	2-4-0	2-2-0
MISSOURI	02/27/18	66-74 L	0-1-1	17-4-3	DNP	7-5-1	4-2-0
at Ole Miss	3/3/18	82-69 W	2-3-0	11-4-6	DNP	6-4-1	0-1-0