

#FourInARow
Vols Dominating Last 4
PAGE 5

6-TIME NATIONAL CHAMPS » 13 SEC CHAMPIONSHIPS » 50 BOWL GAMES » 89 ALL-AMERICANS » 45 NFL 1ST-ROUND PICKS

RV/- TENNESSEE (7-4, 4-3 SEC) vs. VANDERBILT (4-7, 2-5 SEC)

NOV. 28, 2015 » NEYLAND STADIUM (102,455) » KNOXVILLE, TENN. » 4 P.M. » SECN

THE MATCHUP | #VANDYvsTENN

TENNESSEE VOLUNTEERS



UTSPORTS.COM

COACHING FACTS

Head Coach: Butch Jones (Ferris State, 1990)
Record at Tennessee: 19-17 (.528) / 3rd year
Overall Record: 69-44 (.611) / 9th year

VS

VANDERBILT COMMODORES



VUCOMMODORES.COM

QUICK COMPARISON

32.6 (48/5)	Points/Game	(127/14)	14.0
20.5 (25/6)	Points Allowed/Game	(14/5)	18.1
213.7 (26/2)	Rush Yards/Game	(93/11)	150.4
148.8 (47/9)	Rush Yards Allowed/Game	(24/5)	126.1
199.6 (92/9)	Pass Yards/Game	(112/14)	168.5
217.9 (58/11)	Pass Yards Allowed/Game	(44/8)	208.7
413.4 (57/7)	Total Offense/Game	(119/13)	318.8
366.7 (47/7)	Total Defense/Game	(22/5)	334.8

(National Ranking/Conference Ranking)

COACHING FACTS

Head Coach: Derek Mason (Northern Arizona, 1993)
Record at Vanderbilt: 7-16 (.304) / 2nd year
Overall Record: 7-16 (.304) / 2nd year

STAT LEADERS

#1 JALEN HURD: 234-1038, 10 TD, 4.4 avg, 94.4/gm
#6 ALVIN KAMARA: 80-546, 6 TD, 6.8 avg, 49.6/gm

RUSHING

#7 RALPH WEBB: 256-1003, 5 TD, 3.9 avg, 91.2/gm
#6 DARRIUS SIMS: 40-231, 0 TD, 5.8 avg, 21.0/gm

#11 JOSHUA DOBBS
178-298-1985, 13 TD/5 INT, 59.7 pct., 122.7 eff., 180.5/gm

PASSING

#2 JOHNNY MCCRARY
146-267-1533, 6 TD/12 INT, 54.7 pct., 101.3 eff., 153.3/gm

#9 VON PEARSON: 33-337, 1 TD, 10.2 avg, 30.6/gm
#3 JOSH MALONE: 29-388, 2 TD, 13.4 avg, 35.3/gm

RECEIVING

#10 TRENT SHERFIELD: 45-574, 2 TD, 12.8 avg, 52.2/gm
#81 STEVE SCHEU: 24-218, 0 TD, 9.1 avg, 21.8/gm

#21 J. REEVES-MAYBIN: 96 tkls, 12-50 tfl, 4-25 sk
#37 BRIAN RANDOLPH: 60 tackles, 0.5-0 tfl, 1-1 int

DEFENSE

#41 Z. CUNNINGHAM: 93 tkls, 16.5-56 tfl, 4.5-32 sk
#35 DARREON HERRING: 58 tkls, 3.5-9 tfl, 1.5-3 sk

KEY STORYLINES

#NeedToKnow

>> Butch Jones has led the Vols to consecutive bowls under the same head coach for the first time since 2006-07 (Phillip Fulmer).

>> The Vols became bowl eligible at the earliest date (Nov. 14) since the 2007 season (Nov. 3).

>> The Vols are seeking their first five-game win streak & first eight-win season since 2007 when UT won its last 5 games to finish 9-3.

>> In Joshua Dobbs' last 17 starts, the Vols are 12-5, averaging 33.6 points, 419 yards/game.

>> Jalen Hurd became the 18th 1000-yard rusher in UT history, and first sophomore, with a career-high 151 yards at Missouri last Saturday.

>> Tennessee has 2,351 rushing yards in 11 games (with seven games of 200+ yards), UT's most in a season since 2,418 in 2004.

>> The Vols' 213.7 per game rushing average is their highest since averaging 231.8 in 1994.

>> The Vols' four losses have come by a total of 17 points to teams with a combined record of 36-8 (.818), including three teams with a record of 10-1 (Okla., Florida, Alabama).

>> More on Page 5

#ExtraSpecialTeams

>> The Vols lead the NCAA in kickoff return average (38.1).

>> Evan Berry leads the nation in kickoff return average with 39.6.

>> Berry is one of four players the nation with three kickoff returns for touchdown (vs. WCU, Ark., at UK).

>> Berry's 35.4 career kickoff return average is No. 1 in UT history.

>> With three kickoff return touchdowns, Berry has tied Willie Gault (in 1980) for most kickoff returns for scores in a season at UT.

>> The Vols have a modern program history record five special teams touchdowns (3 KOR, 2 PR).

>> After not accomplishing the feat of having a kickoff return and punt return for TD in the same game since 1950, UT has done it twice this season (vs. WCU and at Kentucky).

>> Cameron Sutton is fourth in the NCAA in punt return average (17.2).

>> Trevor Daniel is sixth in the NCAA and second in the SEC in punting average at 45.6.

>> Of Daniel's 55 punts, 20 have traveled 50-plus yards and 23 have landed inside the 20-yard line

>> More on Page 6

#VANDYvsTENN

>> The Vols and Vanderbilt play for the 109th time on Saturday, the second-most played rivalry in Tennessee history (Kentucky, 111).

>> Tennessee is 74-29-5 all-time vs. Vanderbilt, the 74 wins are the second-most all-time vs. any opponent (Kentucky, 78).

>> The Vols are 37-11-1 all-time vs. the Commodores in Knoxville, winning 17 of the last 19 games at Neyland Stadium.

>> Tennessee has won 30 of the last 33 meetings in the series.

>> A Tennessee win would give the Vols their eighth win in the regular-season for the first time since the 2007 season, when they won 9-3.

>> 19 seniors will be honored Saturday: Ralph David Abernathy IV, Max Arnold, Patrick Ashford, George Bullock, Mack Crowder, Alex Ellis, Matt Giampapa, Marcus Jackson, Johnathon Johnson, Kyler Kerbyson, Curt Maggitt, LaDarrell McNeil, Von Pearson, David Priddy, Brian Randolph, Nate Renfro, Trevarris Saulsberry, Chris Weathered, Owen Williams

>> More on Page 18

SCHEDULE & RECORD

THE RECORD	OVERALL RECORD:	7-4
	SEC	4-3
	NON-CONFERENCE	3-1
	HOME	4-2
	AWAY	2-2
	NEUTRAL	1-0

► THE SCHEDULE

DATE	UT RK.	OPPONENT (TV)	TIME/RESULT
Sept. 5	25/25	vs. Bowling Green (SECN)	W, 59-30
Sept. 12	23/23	19/17 OKLA. (ESPN)	L, 24-31 (2ot)
Sept. 19	RV/RV	W. CAROLINA (ESPN)	W, 55-10
Sept. 26	RV/RV	at RV/RV Florida* (CBS)	L, 27-28
Oct. 3	RV/RV	ARKANSAS* (ESPN2)	L, 20-24
Oct. 10		19/16 GEORGIA* (CBS)	W, 38-31
Oct. 24		at 8/8 Alabama* (CBS)	L, 14-19
Oct. 31		at Kentucky* (SECN)	W, 52-21
Nov. 7	RV/-	SO. CAROLINA* (SECN)	W, 27-24
Nov. 14		NO. TEXAS-TC (SECN)	W, 24-0
Nov. 21		at Missouri* (ESPN2)	W, 19-8
Nov. 28	RV/-	VANDERBILT* (SECN)	4 p.m.

* SEC game // All times Eastern

FOOTBALL CONTACT INFO

Ryan Robinson
Senior Assoc AD/Comm.
Cell: 865-410-9988
E: ryan.robinson@utk.edu
Twitter: @RJR_GOVOLS

MJ Burns
Asst. Media Rel. Director
Cell: 713-419-4583
Email: mjburns@utk.edu
Twitter: @MJTBurns

Kellen Hiser
Graduate Assistant
Cell: 307-760-8261
Email: khiser@utk.edu
Twitter: @KellenHiser

Jason Yellin
Assistant A.D./Media Rel.
Cell: 865-314-0273
Email: jyellin@utk.edu
Twitter: @JasonYellin

Stephen K. Lee
Asst. Media Rel. Director
Cell: 504-259-0907
Email: sklee@utk.edu
Twitter: @StephenKLeeUT

VANDERBILT CONTACT
Larry Leathers
Phone: 615-480-8226
Email: Larry.Leathers@Vanderbilt.edu

TABLE OF CONTENTS

Depth Chart Notes	2	Depth Chart	15
Pronunciation Guide	4	Roster	16
Schedule & Results	5	Opponent Notes	18
Game Notes	5	SEC Standings & Polls	20
Trending Topics	9	Player Notes	21
Awards & Milestones	11	Statistics	34
Butch Jones	12	Vols In the NFL	59
Neyland Stadium	14	Media Info	60

EXPERIENCE THE ACTION

TV: ESPN2

Tom Hart (PXP)
Andre Ware (analyst)
Laura Rutledge (sidelines)
Joe Taylor (producer)



RADIO: Vol Network

Bob Kesling (PXP)
Tim Priest (analyst)
Brent Hubbs (analyst)
John Brice (sidelines)



SATELLITE RADIO

Sirius: Channel 118 // XM: Channel 191

FOR TICKETS

www.UTtix.com
1-800-332-VOLS (8657)



SOCIAL



Twitter, Instagram, Snapchat
@Vol_Football



Facebook Page
Facebook.com/VolFootball

DEPTH CHART NOTES: OFFENSE

QB



#11 JOSHUA DOBBS
6-3, 207, Jr., ALPHARETTA, GA.

- In last 17 starts, Vols are 12-5, averaging 33.6 PPG & 419 yds. of offense
- 7th in career completions (362), 8th in attempts (596), 10th in pass yards (3,886)
- 430 yds. of offense (career-hi 312 passing & 118 rushing) & 5 TDs vs. #19 UGA
- 2015 Preseason All-SEC QB by AP & Coaches; 2015 TaxSlayer Bowl MVP
- Aerospace Engineering major; Internship at Pratt & Whitney in Summer

Year	GP/GS	Cmp	Att	Pct.	Yds	TD/Int
2015	11/11	178	298	59.7	1985	13/5
Career	22/20	362	596	60.7	3886	24/17
Car. Highs: Cmp: 26, Att: 42, Yds: 301, Pass TD: 3; Rushes: 24, Rush Yds: 166; Rush TD: 3						

TB



#12 QUINTEN DORMADY
6-4, 216, Fr., BOERNE, TEXAS

- 4-star from Boerne, Texas (pronounced Burnie), for his father Mike Dormady
- Played most of fourth quarter vs. N.Texas was 3-of-5 for 36 yards
- Totaled nearly 6,000 passing yards in two seasons with 59 TD passes
- First sophomore in UT history with 1,000-yard season, at 1,038 after 11 gms
- Comes off career-high 151-yard game on career-high 34 carries at Mizzou
- T-6th in SEC in total TDs with 12; sixth in rushing yards per game (94.4)
- 4 100-yard games in 2015 (123 vs. BGSU, 109 vs. OU, 102 at UF, 151 at Mizzou)
- 100+ rush yards 3 games in row, longest streak since A. Foster (5 gm in 2005)

Year	GP/GS	Cmp	Att	Pct.	Yds	TD/Int
2015	4/0	9	14	64.3	129	1/0
Car. Highs: Cmp: 6, Att: 8, Yds: 93, TD: 1						

#1 JALEN HURD
6-4, 240, So., HENDERSONVILLE, TENN.

- Ran for 127 yards with TD runs of 27 and 15 yards vs. North Texas (11/14)
- Has 4 TDs in last 3 games (with 2 vs. UGA, NT); 10 TDs coming in 5 games
- 2nd Vol w/rush & punt return TD in same game, vs. WCU (S. Morgan 9/75)
- Ran for 144 yards in UT debut vs. BGSU, most by a Vol in his first game ever

Year	GP/GS	Rush	Yds	Avg	TD	Lg
2015	11/11	234	1038	4.4	10	35
Career	24/21	424	1937	4.6	15	43
Car. Highs: Rushes: 28, Yds: 125, Rush TD: 3; Rec: 7, Rec. Yds: 58, Rec. TD: 1						

WR



#25 JOSH SMITH
6-1, 216, R-So., KNOXVILLE, TENN.

- 19 rec. for 257 yards on year; had streak of 9 games with catch end at Mizz
- Two TD catches this season: 11-yd. at Ala. (10/24) & 39-yd. vs. UGA (10/10)
- Medical redshirt in 2014 after ankle injury suffered at Oklahoma (9/13/14)
- Had 10 catches for 135 yards with a TD in three games before injury in 2014

Year	GP/GS	Rush	Yds	Avg	TD	Lg
2015	11/0	80	546	6.8	6	63
Car. Highs: Rushes: 15, Yds: 144, Rush TD: 2; Rec: 5; Rec. Yds: 44; Rec. TD: 2						

#8 MARQUEZ NORTH (mar-KWEZ)
6-3, 229, Jr., CHARLOTTE, N.C.

- 2015 Preseason All-SEC 3rd Team; 5-43 yds in '15; Played just six games
- Returning in camp after missing end of 2014 following labrum surgery (11/26/14)
- Started first 10 games in 2014, fourth on team in catches (30), second in receiving yards (320) and tied for lead in receiving touchdowns (4)

Year	GP/GS	Rec.	Yds	Avg	TD	Lg
2015	11/6	19	257	13.5	2	39
Car.	27/25	73	862	11.8	5	48
Car. Highs: Rec: 7, Yds: 102, Rec TD: 2						

WR



#9 VON PEARSON
6-0, 183, Sr., NEWPORT NEWS, VA

- Over last four games, has 23 catches for 210 yards during win streak
- Career game with 8 catches for 121 yards and 37-yard TD vs. S.Carolina
- 24-year old WR in 2nd year at UT after leading JUCO in catches (93) in '13
- In 2014, was second on Vols with 38 rec. for 393 & team-best 5 rec TD

Year	GP/GS	Rec.	Yds	Avg	TD	Lg
2015	6/4	5	46	9.2	0	16
Car.	27/25	73	862	11.8	5	48
Car. Highs: Rec: 7, Yds: 102, Rec TD: 2						

#15 JAUAN JENNINGS
6-3, 201, Fr., MURFREESBORO, TENN.

- Started 5 times with 13 catches for 142 yds., Sat out Mizzou with quad inj
- Threw a 58-yard TD pass to Joshua Dobbs at Florida (1st pass attempt)
- Converted QB emerged as a surprise of training camp with move to WR

Year	GP/GS	Rec.	Yds	Avg	TD	Lg
2015	11/6	33	337	10.2	1	45
Car.	22/14	71	730	10.3	5	56
Car. Highs: Rec: 8, Yds: 121, Rec TD: 2						

WR



#3 JOSH MALONE
6-3, 197, So., GALLATIN, TENN.

- T-2nd on UT with 29 catches for team-high 388 yards with 2 TDs
- Career-high 103 receiving yards at Kentucky, first 100-yard game
- Third career TD came on career-long 75-yard catch at Kentucky
- In return to home area in opener vs. BGSU, had three catches for 40 yds

Year	GP/GS	Rec.	Yds	Avg	TD	Lg
2015	10/5	13	142	10.9	0	30
Car. Highs: Rec: 3, Yds: 56, Rec TD: 0						

#81 JOHNATHON JOHNSON
5-8, 184, Sr., FRIENDSWOOD, TEXAS

- Has 9 catches for 107 yards on year with high of 3 rec. for 20 yds. vs. NT
- Third year at UT after transferring from Blinn JC; 10-117 rec. in 2014
- First two TDs (21 yd, 19 yd) of career vs. UT-Chattanooga (10/11/14)

Year	GP/GS	Rec.	Yds	Avg	TD	Lg
2015	9/1	9	107	11.9	0	24
Car.	30/4	32	413	12.9	2	37
Car. Highs: Rec: 3, Yds: 57, Rec TD: 2						

TE



#82 ETHAN WOLF
6-6, 245, So., MINSTER, OHIO

- Only Vol with a catch in every game this season, 12-game catch streak
- First UT TE with 2 TDs in game since L. Stocker in 2009 with 2 vs. BGSU
- Wears #82 as a tribute to VFL Jason Witten, who wears #82 w/ Cowboys
- Joined by brother Eli (freshman tight end) on Vols in 2015

Year	GP/GS	Rec.	Yds	Avg	TD	Lg
2015	11/10	29	388	13.4	2	75
Car.	24/16	52	619	11.9	3	75
Car. Highs: Rec: 5, Yds: 103, Rec TD: 1						

#48 ALEX ELLIS
6-5, 240, R-Sr., DELMAR, DEL.

- Five catches for 43 yards in senior season; 5-yard catch vs. North Texas
- Earned a scholarship in Dec. 22, 2014, prior to Vols trip to TaxSlayer Bowl
- Also played lacrosse in H.S. in Del.; Biomed Engineering major

Year	GP/GS	Rec.	Yds	Avg	TD	Lg
2015	11/0	5	43	8.6	0	24
Career	24/1	11	158	14.4	1	31
Car. Highs: Rec: 2, Yds: 31, Rec TD: 1						

LT



#77 KYLER KERBYSON
6-4, 318, R-Sr., KNOXVILLE, TENN.

- Named SEC Off. Lineman of the Week on Sept. 7, 1st Vol honored since Ja'Wuan James in 2013
- Started last 24 games (all 13 in 2014 and 11 in 2015 at left tackle) at three different positions
- Started at three different positions in 2014 season (right tackle-2, left tackle-10, left guard-1)
- 2014 SEC Academic Honor Roll; 2014 Hammer Strength All-American

Year	GP/GS
2015	11/11
Car.	43/24

#76 CHANCE HALL
6-4, 318, Fr., ROANOKE, VA.

- Started at right tackle in each of last five games, starting with Alabama game
- Played significant time at right tackle in comeback win vs. #19 UGA, played three games in 2015
- 4-star recruit from Northside H.S. in Roanoke, Virginia; Sat out 2014 with torn Achilles tendon

Year	GP/GS
2015	8/5

LG



#75 JASHON ROBERTSON (jay-SHON)
6-3, 315, So., NASHVILLE, TENN.

- Returned from ankle injury at Mizzou after missing three games and helped UT to 248 rush yards
- Starting at left guard in 2015, in place of Marcus Jackson (bicep), who's #75 he's wearing now
- 2014 Freshman All-American by ESPN & Phil Steele; 2014 Freshman All-SEC Team, playing RG
- Became 4th true frosh to start opener on OL: Bill Mayo ('81), Michael Munoz ('00), James ('10)

Year	GP/GS
2015	8/8
Car.	21/21

#57 MACK CROWDER
6-2, 295, R-Sr., KNOXVILLE, TENN.

- Started at left guard in two games vs. S. Carolina & N. Texas; started at center in Georgia game
- Played nine games in 2015 after starting 12 games at center in 2014;
- Started 11 games at center in 2014, including first 10 of the season; SEC Academic Honor Roll

Year	GP/GS
2015	9/3
Car.	30/15

C



#55 COLEMAN THOMAS
6-5, 301, So., MAX MEADOWS, VA.

- Started at center in 10 of 11 games in 2015; UT avg 413 yards and 214 rushing yards (2nd in SEC)
- Started at right tackle in win over #19 UGA, returned to center following injury to Mack Crowder
- 2014 Campus Insiders Honorable Mention Freshman All-American
- Played in 11 games overall in 2014, starting five at right tackle; First start at Oklahoma (9/13/14)

Year	GP/GS
2015	11/11
Car.	22/16

#57 MACK CROWDER
6-2, 295, R-Sr., KNOXVILLE, TENN.

- Started at left guard in two games vs. S. Carolina & N. Texas; started at center in Georgia game
- Played nine games in 2015 after starting 12 games at center in 2014;
- Started 11 games at center in 2014, including first 10 of the season; SEC Academic Honor Roll

Year	GP/GS
2015	9/3
Car.	30/15

RG



#71 DYLAN WIESMAN
6-4, 304, Jr., CINCINNATI, OHIO

- Started at right guard in 10 games in 2015, started at left guard in place of Robertson at Alabama
- Helped Vols to 2,351 rushing yards in 2015, most in any season since 2004 (2,418)
- Played all 13 games with 2 starts (at center) in 2014
- Played in all 11 games in 2014 mostly as back-up lineman; Saw time at C vs. UK; 10 games in 2013

Year	GP/GS
2015	11/11
Car.	34/13

#66 JACK JONES
6-4, 307, Fr., MURFREESBORO, TENN.

- Drew first career start, at right guard, at #8 Alabama (10/24); Played in eight of 10 games
- One of 15 true freshmen to make debut in opener vs. Bowling Green, played four games in 2015
- Played significant time at right guard in comeback win vs. #19 UGA, Vols gained 519 yards on off.

Year	GP/GS
2015	8/1

RT



#76 CHANCE HALL
6-4, 318, Fr., ROANOKE, VA.

- Started at right tackle in each of last five games, starting with Alabama game
- Played significant time at right tackle in comeback win vs. #19 UGA, played three games in 2015
- 4-star recruit from Northside H.S. in Roanoke, Virginia; Sat out 2014 with torn Achilles tendon
- Also played basketball in high school, averaging 20 points and 10 rebounds per game

Year	GP/GS
2015	8/5

#63 BRETT KENDRICK
6-6, 318, R-So., KNOXVILLE, TENN.

- Has been sidelined for last six games with knee and elbow injuries (since Arkansas game)
- Started first five games at right tackle in 2015; previously started twice at left tackle in 2014
- Played in all 13 games, starting vs. Arkansas State (9/6) and #4 Alabama (10/25) at left tackle.

Year	GP/GS
2015	5/5
Car.	18/7

DEPTH CHART NOTES: DEFENSE

LE



#50 COREY VEREEN

6-2, 249, Jr., WINTER GARDEN, FLA.

OR

- Over last five games has 18 tackles with 6.5 TFLs and 3.0 sacks
- Leads team with 8 QB hurries; 6th in tackles with 33; 3rd in TFLs with 8.0
- Best game of career with 2.0 sacks, 2.5 TFLs and five tackles at #8 Alabama
- Andy Spiva Most Improved Def. Player Award at 2014 Orange & White Game

Year	GP/GS	UT	AT	TT	Sack	TFLs
2015	11/5	23	10	33	3-14	8-33
Career	33/16	47	23	70	5-32	13-55
Car. Highs: Tkl: 6, Sack: 2, TFLs: 2.5, QH: 2						

DT



#4 LaTROY LEWIS

6-4, 256, R-Jr., AKRON, OHIO

- Started five times at defensive end, making 25 tackles in 2015
- Started last game at Mizzou and had three tackles and forced fumble
- Career-high five tackles win comeback win over #19 UGA
- In second start in a row, made three tackles at Florida (9/26)

Year	GP/GS	UT	AT	TT	Sack	TFLs
2015	11/5	14	11	25	0-0	1-1
Career	30/6	23	14	37	1-5	7-26
Car. Highs: Tackles: 5, Sack: 1, TFLs: 1						

DT



#39 KENDAL VICKERS

6-3, 286, R-Jr., HAVELOCK, N.C.

- Started all 11 games at defensive tackles; 17 tackles on season
- Awarded John Stucky Award for Power at the 2015 Orange & White Game
- Gained more than 25 pounds since end of 2014 season

Year	GP/GS	UT	AT	TT	Sack	TFLs
2015	11/11	8	9	17	0-0	1-3
Car. Highs: Tackles: 4, Sack: 0, TFLs: 1						

DT



#95 DANNY O'BRIEN

6-2, 301, R-Jr., FLINT, MICH.

- With injury to Shy Tuttle, seeing more time; has 11 tackles with 3 vs. NT
- Only Michigan native on roster, the same home state as Butch Jones
- Started 12 games in 2014, making 23 tackles with 4.5 TFLs and a sack

Year	GP/GS	UT	AT	TT	Sack	TFLs
2015	9/1	10	1	11	1-7	2-10
Career	33/12	33	11	44	3-16	9-53
Car. Highs: Tkl: 5, Sack: 1, TFLs: 1.5						

DT



#58 OWEN WILLIAMS

6-0, 297, Sr., MACON, GA.

- Started last 10 games on def. line, has 19 tackles in last five games
- Career-high six tackles at Ala. & vs. S.Carolina; career-hi 3.0 TFLs vs. SC
- SEC Nation Freak Of The Week on Nov. 22, 2014, when show was at UT
- 2-year starter at Butler C.C., in Kansas; 2nd team NJCAA All-American

Year	GP/GS	UT	AT	TT	Sack	TFLs
2015	11/10	13	14	27	1-2	5-5-11
Career	23/10	24	24	48	3-14	7-5-23
Car. Highs: Tackles: 6, Sack: 2, TFLs: 3						

RE



#1 KAHLIL MCKENZIE

6-3, 344, Fr., WALNUT CREEK, CALIF.

- First career sack at Mizzou with dad at game; 18 tackles with hi 5 vs. Ark.
- Scout's #1 prospect in nation; Son of VFL/Raiders GM Reggie McKenzie
- 5-star recruit, who played in 2015 U.S. Army All-American Game

Year	GP/GS	UT	AT	TT	Sack	TFLs
2015	11/0	10	8	18	1-5	1-5
Car. Highs: Tackles: 5, Sack: 1, FF: 1						

RE



#9 DEREK BARNETT

6-3, 257, So., NASHVILLE, TENN.

- Sacks in five of last six games; 4th on UT in tkl: w/56, most among DL
- 2015 Preseason All-SEC Second Team by AP & Coaches
- 2014 Consensus Fr. All-American; 2014 Grantland Nat'l Rookie Of Year
- In 2014, set UT record for TFLs (20.5) and sacks (10.0) by a true freshman

Year	GP/GS	UT	AT	TT	Sack	TFLs
2015	11/10	35	21	56	7-35	9-5-38
Career	24/21	82	46	128	17-87	30-117
Car. Highs: Tackles: 15, Sack: 3, TFLs: 4						

WLB



#40 DIMARYA MIXON

6-4, 259, So., COMPTON, CALIF.

- Moved to DE in 2015 after playing inside as Fr., dropping 20+ pounds
- Two tackles at Alabama (10/24); Career high four tackles vs. WCU (9/19)
- Played at W. Mesquite H.S. in Texas for former Vol Mike Overton (1974-76)

Year	GP/GS	UT	AT	TT	Sack	TFLs
2015	11/0	5	2	7	0-0	0-0
Career	23/0	9	2	11	0-0	0-0
Car. Highs: Tackles: 3, Sack: 0, TFLs: 0						

WLB



#21 JALEN REEVES-MAYBIN

6-0, 225, Jr., CLARKSVILLE, TENN.

- 5th in SEC in tackles/gm (8.7); 5th in tkl: (96); 8th in SEC in TFL (12.0)
- Career-high 21 tackles vs. Okla; Most by Vol since 2012; Most in FBS in '15
- Led UT in tkl: in 7 of 11 games in '15; 6 career 10+ tackle games (11 at Ala)
- In 2014, tied for first on team with 101 tackles w/11.0 TFLs (third on team)

Year	GP/GS	UT	AT	TT	Sack	TFLs
2015	11/10	60	36	96	4-25	12-50
Career	35/24	131	80	211	6-35	23-85
Car. Highs: Tkl: 21, TFL: 3.5, Sack: 1, Blk: 1						

MLB



#20 CORTEZ McDOWELL

6-0, 240, So., LOCUST GROVE, GA.

- Played all 11 games in 2015, making 10 tackles (eight on special teams)
- In 2014, played 13 games on special teams and at WLB, making 19 tackles
- Led team with 14 special teams tackles in 2014

Year	GP/GS	UT	AT	TT	Sack	TFLs
2015	11/0	7	3	10	0-0	0-0
Career	24/0	17	12	29	0-0	0-0
Car. Highs: Tkl: 4, INT: 0, PD: 0, FR: 1						

MLB



#34 DARRIN KIRKLAND JR.

6-1, 224, Fr., INDIANAPOLIS, IND.

- Third on Vols in tackles with 57, second most among all frosh in SEC
- 57 tackles are 5th-most by a UT true freshman, passed Maggitt (56) at Miz
- 22 tackles in last three games with 5 at Miz; Career-hi 9 tkl: vs. S.Carolina
- 367 tackles in HS; 121 tackles with 13.5 TFLs, 3 INT in 2014 as senior

Year	GP/GS	UT	AT	TT	Sack	TFLs
2015	11/8	35	22	57	2-18	5-21
Car. Highs: Tackles: 9, Sack: 1, TFLs: 1.5						

SLB



#53 COLTON JUMPER

6-2, 224, So., LOOKOUT MTN., TENN.

- Four tackles with a TFL in second start vs. #19 Okla. (9/12)
- First career start came in 2015 opener vs. BGSU made two tackles at MLB
- Spent a post-graduate year at The Hun School in Princeton, N.J., in 2013

Year	GP/GS	UT	AT	TT	Sack	TFLs
2015	11/3	5	3	8	0-0	1-1
Car. Highs: Tackles: 4, Sack: 0, TFLs: 1						

SLB



#11 AUSTIN SMITH

6-2, 236, Fr., BUFORD, GA.

- True freshman seeing increased time with injury to Curt Maggitt
- Played in all 10 games 2015; one of 17 true freshmen to play in 2015
- Atlanta Journal-Constitution All-State First Team in Class AAA
- 67 tackles with 8 TFLs and forced three fumbles as a senior in 2014

Year	GP/GS	UT	AT	TT	Sack	TFLs
2015	11/0	2	0	2	0-0	0-0
Car. Highs: Tackles: 1, Sack: 0, TFLs: 0						

LCB



#51 KENNY BYNUM

6-1, 227, R-Jr., JACKSONVILLE, FLA.

- Played all 11 games in 2015; started vs. Arkansas career-hi 4 tackles
- In 2014, played in seven games with one start, made five tackles
- 2 tackles in 2015 TaxSlayer Bowl in first college start in hometown, Jax.

Year	GP/GS	UT	AT	TT	TFLs	INT	PD
2015	11/2	4	5	9	0-0	0-0	0
Career	22/3	9	7	16	0-0	0-0	1

LCB



#7 CAMERON SUTTON

5-11, 186, Jr., JONESBORO, GA.

- 2015 Preseason All-SEC Second Team by AP & Coaches
- Switched from #23 to #7 in camp as a tribute to injured mate R. Gaulden
- First INT of 2015, sixth of career came at Mizzou
- His 30 career passes defended are 7th most in UT history (#6 Berry, 31)
- 16 passes defended in 2014 were third-most in a season in UT history

Year	GP/GS	UT	AT	TT	TFLs	INT	PD
2015	11/11	26	1	27	3-11	1-0	5
Career	36/36	91	12	103	11-36	6-35	30
Car. Highs: Tkl: 8, INT: 1, FR: 1, Sk: 1, TFL: 2							

SS



#13 MALIK FOREMAN

5-10, 178, Jr., KINGSPORT, TENN.

- Started 9 games; made 21 tackles with 9 pass break-ups (2nd on team)
- Game-sealing forced fumble in final minute vs. SC, also had 2 TFLs in win
- Switched from #22 to #13 to honor teammate Devaun Swafford

Year	GP/GS	UT	AT	TT	TFLs	INT	PD
2015	11/9	18	3	21	4-7	0-0	9
Career	33/9	32	9	41	5-10	1-4	10

SS



#33 LaDARRELL McNEIL

6-1, 209, Sr., DALLAS, TEXAS

- Started last 8 games after returning from neck injury; INTs vs. Fla., & WCU
- 200th career tackle came at #8 Alabama (10/24); has 14 tackles in 2015
- Sr. was sidelined with neck ailment, returned vs. WCU (9/19) & had INT
- 2015 Phil Steele Preseason Third Team All-SEC

Year	GP/GS	UT	AT	TT	TFLs	INT	PD
2015	9/8	18	7	25	0-0	2-56	1
Career	45/40	132	81	213	2-5-9	5-79	13
Car. Highs: Tkl: 11, Sack: 0, INT: 1, FR: 1							

FS



#6 TODD KELLY JR.

5-11, 208, So., KNOXVILLE, TENN.

- Fifth on team with 44 tackles with 22 in last six games
- Two INTs (first multi-INT game since Randolph in 2013) vs. OU.; 8 tackles
- 2014 Freshman All-SEC Team; Led all SEC Freshman in INTs with 3 in 2014

Year	GP/GS	UT	AT	TT	TFLs	INT	PD
2015	11/2	29	15	44	0-0	2-5	4
Career	24/5	51	26	77	0-0	5-26	9
Car. Highs: Tkl: 8, Sack: 0, INT: 2, FR: 1							

FS



#37 BRIAN RANDOLPH

6-0, 200, R-Sr., MARIETTA, GA.

- 2nd on Vols in 2015 with 60 tkl:; Pass break-up in win vs. UGA on final play
- 300th career tackle (most on Vols) as part of five tackles at Mizzou
- Sixth career double-figure tackle game with team-best 10 tackles at UK
- Seventh career INT came at #8 Alabama (10/24), also had 7 tkl: at Bama

Year	GP/GS	UT	AT	TT	TFLs	INT	PD
2015	11/11	44	16	60	0-0	1-1	4
Career	51/45	213	87	300	6-16	7-103	20
Car. Highs: Tkl: 14, INT: 2, PD: 2, TFL: 1							

RCB



#29 EVAN BERRY

5-11, 207, So., FAIRBURN, GA.

- 17 tackles on season; Career high 5 tackles vs. WCU; 4 tkl: at Kentucky
- Wears #29 as a tribute to Inky Johnson, similar to his brother Eric, who wears #29 with the Kansas City Chiefs in the NFL; Twin of LB Elliott Berry

Year	GP/GS	UT	AT	TT	TFLs	INT	PD
2015	11/0	14	3	17	0-0	0-0	0
Career	24/0	19	3	22	0-0	0-0	0
Car. Highs: Tkl: 5, INT: 0, PD: 0, FF: 0							

RCB



#8 JUSTIN MARTIN

6-2, 173, So., ANTIOCH, TENN.

- Started last four games; 16 tackles; Had career-hi 7 tackles at Alabama
- First career start came at Kentucky (10/31) and made three tackles
- 2015 Sporting News Top JUCO Players; Athlon No. 11 JUCO Transfer
- Played 9 games at NE Okla. A&M in 2014; All-Midstate in 2013 at Overton

Year	GP/GS	UT	AT	TT	TFLs	INT	PD
2015	11/4	14	2	16	0-0	0-0	5
Car. Highs: Tkl: 7, INT: 0, PD: 2, FF: 0							

NK



#12 EMMANUEL MOSELEY

5-11, 179, So., GREENSBORO, N.C.

- 25 tackles in 2015; Leads team with 10 passes defended (7th in SEC)
- Had at least on PBU in first 7 games; Career-hi 6 tackles in opener vs. BGSU
- In 2014, 18 tackles in 13 games; Second on team in passes defended with six

Year	GP/GS	UT	AT	TT	TFLs	INT	PD
2015	11/7	20	5	25	1-1	0-0	10
Career	24/9	35	9	44	3-6	0-0	15
Car. Highs: Tackles: 6, PD: 2, TFLs: 2							

NK



#13 MALIK FOREMAN

5-10, 178, Jr., KINGSPORT, TENN.

- Started 9 games; made 21 tackles with 9 pass break-ups (2nd on team)
- Game-sealing forced fumble in final minute vs. SC, also had 2 TFLs in win
- Switched from #22 to #13 to honor teammate Devaun Swafford had his career ended due to injury. Pair played together in H.S. & at UT

Year	GP/GS	UT	AT	TT	TFLs	INT	PD
2015	11/9	18	3	21	4-7	0-0	9
Career	33/9	32	9	41	5-10	1-4	10
Car. Highs: Tkl: 5, INT: 1, PD: 2, TFL: 1							

DEPTH CHART NOTES: SPECIAL TEAMS

PK



#25 AARON MEDLEY

6-2, 189, So., LEWISBURG, TENN.

- 3rd in the SEC in kick scoring 95 points on 17-of-26 FGs and 44-44 PAT
- Made last eight field goals in a row including career-high 4 at Mizzou
- 4 made FGs at Mizzou were most by Vol since D. Brodus vs. Akron in 2012
- In 2014, second in the SEC in FGM (20) and 2nd in FG made/game (1.54)

Year	GP/GS	FG	FGA	PAT	Att	Pts
2015	11/11	17	26	44	44	95
Car.	24/24	37	52	86	87	197
Car. Highs: FG: 4, FGA: 5, Long FG: 46						

#97 GEORGE BULLOCK

6-1, 213, R-Jr., KNOXVILLE, TENN.

- Fourth year at UT, hasn't attempted an FG; 2013 Academic Honor Roll
- Starred at West H.S., in Knoxville, 4-AAA Kicker of the Year as a senior
- As a senior, 7-of-10 FGs, long of 51; 47-of-50 PATs; 79 pct of KO for TBs

Year	GP/GS	FG	FGA	PAT	Att	Pts
2015	0/0	0	0	0	0	0
Car.	2/0	0	0	0	0	0

P



#93 TREVOR DANIEL

6-1, 248, R-So., DICKSON, TENN.

- **Sixth in NCAA in punting average (45.6) with 20 punts of 50+ yards**
- Over last 2 games has 8 punts inside the 20-yd line (4 vs. NT & 4 at Miz)
- Averaged 51.3 yards with 4 punts of 50+ at UF (7th-best avg in UT hist.)
- Ray Guy Candidate; Up for Burlsworth Award, for to top former walk-on

Year	GP/GS	No	Yds	Avg	I2050+	Lg
2015	11/11	55	2509	45.6	23	20
Car.	Highs:	Punts: 9	Avg: 51.3	Lg: 61		

#31 NATE RENFRO

6-1, 205, R-Sr., BRENTWOOD, TENN.

- Made UT debut vs. Western Carolina with 38-yard punt
- Graduate transfer, who returned home after punting at Maryland for 4 years
- In 2014, punted in all 13 games for the Terps, averaging 41.5 yards per punt

Year	GP/GS	No	Yds	Avg	I-20	Lg
2015	1/0	1	38	38.0	1	38
Car.	39/39	235	9562	40.7	64	64
Car. Highs: Punts: 11, Avg: 53.0, Lg: 64						

OR

#27 TOMMY TOWNSEND

6-1, 195, Fr., ORLANDO, FLA.

- Played in 2015 U.S. Army All-American Game in San Antonio
- No. 1 punter by Chris Sailer Kicking; No. 3 punter by KohlsKicking in 2015
- In 2014 as a senior, averaged 43.0 yards per punt

Year	GP/GS	No	Yds	Avg	I-20	Lg
2015	0/0	0	0	0	0	0

KO



#25 AARON MEDLEY

6-2, 189, So., LEWISBURG, TENN.

- On 71 kickoffs in 2015, has 29 touchbacks with 61.5 average kickoff
- Had 6 kickoffs for 64.7 average with four touchbacks vs. S. Carolina
- Primary kickoff man in 11 of 13 games, averaged 60.1 per kick in 2014
- Wears #25 as a tribute to former UT PK James Wilhoit, who trained him

Year	GP	KO	Yds	Avg	TB	OB
2015	11	71	4367	61.5	29	4
Car.	24	134	8153	60.8	44	5

#97 GEORGE BULLOCK

6-1, 213, R-Jr., KNOXVILLE, TENN.

- Handled all kickoffs in two games (3 at Okla., for 60.0 avg. & 7 vs. Ark. St)
- Handled all kickoffs vs. Ark. State in college debut, 8 KOs for 61.3 avg.
- Starred at West H.S., in Knoxville, 4-AAA Kicker of the Year as a senior

Year	GP	KO	Yds	Avg	TB	OB
2015	0	0	0	0.0	0	0
Car.	2	10	609	60.0	2	0

LS



#59 MATT GIAMPAPA

6-1, 217, R-Sr., JACKSON, TENN.

- Snapped on all 70 kicks and 55 punts this season in 2015
- Starting snapper in 2014, snapping on all 80 punts and 69 kicks
- Returned to home state after starting as snapper at Michigan State in 2011
- Snapped in all 13 games for MSU, one of 19 true frosh as team's LS in 2011

Year	GP
2015	11
Car.	37

#46 RILEY LOVINGOOD

6-0, 209, Fr., HENDERSONVILLE, TENN.

- Serving as back-up long snapper
- Long snapper in Beech's 2012 Tenn. State title (with Jalen Hurd)
- Father Jeff served as Vols' chaplain under Phillip Fulmer

H



#10 PATRICK ASHFORD

6-0, 208, R-Sr., MORRISTOWN, TENN.

- In 2014, threw 31-yard TD on a fake FG vs. Missouri; was 1st college pass
- Called an MVP of game at S. Carolina for hold on GW OT FG by Medley
- Made UT debut as holder vs. Utah State, held on every kick last season
- Third year at UT, transferring from Carson-Newman; was a H.S. QB

Year	GP
2015	11
Car.	24

KR



#29 EVAN BERRY

5-11, 207, So., FAIRBURN, GA.

- **1st in NCAA in KO return avg (39.5) in 2015; 1st in UT career KO avg (35.4)**
- Leads NCAA with 3 KO returns for TD (88 vs. WCU, 96 vs. Ark, 100 at UK)
- Twin brother of fellow soph. Elliott; brother of All-American and All-Pro Kansas City Chiefs Safety Eric; son of former Vols RB James (1978-81)

Year	GP	KR	Yds	Avg	TD	Lg
2015	11	20	791	39.5	3	100
Car.	24	34	1204	35.4	3	100
Car. Highs: Returns: 4, Yds: 141, TDs: 1						

#13 MALIK FOREMAN

5-10, 178, Jr., KINGSPORT, TENN.

- Played in all 13 games in 2014, returned four kickoffs for 70 yards
- First kickoff returns came vs. UTC (10/11) with two returns for 29 yards
- Avg. 52.5 yards with 2 TD on PR; 35.8 yds with 1 TD on KR in HS

Year	GP	PR	Yds	Avg	TD	Lg
2015	11	0	0	0	0	0
Car.	33	4	70	17.5	0	23
Car. Highs: Returns: 2, Yds: 29, TD: 0						

PR



#7 CAMERON SUTTON

5-11, 186, Jr., JONESBORO, GA.

- **Ranks second in SEC and fourth in NCAA with 17.2 per return in 2015**
- First all-time in career punt return average at UT with 14.8
- 84-yard punt return for TD at Kentucky (10/31) was career-long
- Opened with 3 returns for 102 yards vs. Bowling Green with long of 47

Year	GP	PR	Yds	Avg	TD	Lg
2015	11	20	344	17.2	1	84
Car.	36	34	502	15.4	2	84
Car. Highs: Returns: 4, Yds: 102, TD: 1						

#6 ALVIN KAMARA (kuh-MARE-uh)

5-10, 215, R-Jr., NORCROSS, GA.

- On first-ever PR, returned punt for 50-yard TD vs. Western Carolina (9/19)
- 2015 Lindy's Sports SEC Newcomer of the Year; Athlon No. 2 JUCO Transfer
- Transferred to UT from Hutchinson C.C., after starting at Alabama in 2013

Year	GP	PR	Yds	Avg	TD	Lg
2015	11	6	99	16.5	1	50
Car.	Highs:	Returns: 2	Yds: 50	TD: 1		

PRONUNCIATION GUIDE

3 Micah Abernathy	my-CUH
83 Cody Blanc	BLANK
88 Neiko Creamer	neek-OH
12 Quinten Dormady	dor-MUH-dee
44 Jakob Johnson	YAH-kub
6 Alvin Kamara	kuh-MARE-uh
56 Curt Maggitt	muh-JIT
40 Dimarya Mixon	duh-mar-EE-ay
8 Marquez North	mar-KWEZ

55 Quay Picou	KWAY pee-COO
75 Jashon Robertson	JAY-shon
14 Quart'e Sapp	quar-TAY
96 Trevarris Saulsberry	trah-VAR-iss
71 Dylan Wiesman	WISE-muhn
DC John Jancek	jan-SICK

WHERE ARE THE COACHES?

Offensive Coord. Mike DeBord	Press Box
Defensive Coord. John Jancek	Sideline
Assoc. HC/Defensive Line Steve Stripling	Sideline
Asst. HC-Def./Def. Backs Willie Martinez	Press Box
Passing Game Coord./WRs Zach Azzanni	Sideline
Tight Ends/Special Teams Mark Elder	Press Box
Running Backs Robert Gillespie	Sideline
Offensive Line Don Mahoney	Sideline
Linebackers Tommy Thigpen	Sideline

BY THE NUMBERS

40

- The Vols played have played 40 true freshmen (23 in 2014 and 17 in 2015) over the last two seasons, the most in the nation.













52

- The Vols' had 52 student-athletes earn a 3.0 GPA in the Spring 2015 semester and posted a 2.85 cumulative GPA.

271

- UT has a streak of 271 consecutive games with a score dating back to Sept. 17, 1994. Fourth-longest active streak in FBS and ninth-longest in history.

► 2015 SCHEDULE AND RESULTS

Sept. 5		vs. BOWLING GREEN Falcons (8-3)	Nashville, Tenn. Nissan Stadium	SEC Network	4 ET	W, 59-30	Vols rush for 399 yards; 3 TDs for Hurd, 2 for Kamara; Dobbs accounts for 3 TDs
Sept. 12		#19/17 OKLAHOMA Sooners (10-1)	Knoxville Neyland Stadium	ESPN	6 ET	L, 24-31 (2OT)	Hurd rushes for 106 yards and a TD; Todd Kelly Jr. records 2 INTs in his season debut
Sept. 19		WESTERN CAROLINA Catamounts (7-4)	Knoxville Neyland Stadium	ESPNU	7 ET	W, 55-10	88-yard kickoff return TD for Evan Berry, 50-yard punt return TD for Alvin Kamara
Sept. 26		at RV/RV FLORIDA * Gators (10-1)	Gainesville, Fla. Ben Hill Griffin Stadium	CBS	3:30 ET	L, 27-28	Dobbs rushes for 136 + a receiving TD; Hurd adds 102 on the ground and 2 scores
Oct. 3		ARKANSAS * Razorbacks (6-5)	Knoxville Neyland Stadium	ESPN2	7 ET	L, 20-24	Berry returns opening kickoff 96 yards for TD; Dobbs passes for season-high 232 yards
Oct. 10		#19/16 GEORGIA * Bulldogs (8-3)	Knoxville Neyland Stadium	CBS	3:30 ET	W, 38-31	Dobbs accounts for 5 TDs, throws for 312 while rushing for 118; Vols erase 24-3 deficit
Oct. 24		at #8/8 ALABAMA * Crimson Tide (10-1)	Tuscaloosa, Ala. Bryant-Denny Stadium	CBS	3:30 ET	L, 14-19	Five sacks, 10 TFLs, and an INT for the Vol defense; Hurd rushes for 92 yds and a TD
Oct. 31		at KENTUCKY * Wildcats (5-6)	Lexington, Ky. Commonwealth Stadium	SECN	7:30 ET	W, 52-21	4 total TDs for Dobbs (2 pass, 2 rush); Berry and Sutton with KR/PR return TDs
Nov. 7		SOUTH CAROLINA * Gamecocks (3-8)	Knoxville Neyland Stadium	SECN	4 ET	W, 27-24	Career-best 121 rec. yards for Pearson; Foreman's late FF seals the win
Nov. 14		NORTH TEXAS (HC) Mean Green (1-10)	Knoxville Neyland Stadium	SECN	12 ET	W, 24-0	Kamara rushes for 127, two scores; Vols limit UNT to 199 yards of total offense
Nov. 21		at MISSOURI * Tigers (5-6)	Columbia, Mo. Faurot Field	ESPN2	7:15 ET	W, 19-8	Hurd rushes for career-best 151, Dobbs adds 54 and a score; Medley hits 4 FGs
Nov. 28		VANDERBILT * Commodores (4-7)	Knoxville Neyland Stadium	SECN	4 ET	74-29-5	UT has won 30 of last 33 against Vanderbilt, including 17 of 19 in Knoxville.

TEAM NOTES

AT FIRST GLANCE

- Tennessee seeks its fifth consecutive win when it takes on Vanderbilt in game No. 109 of the in-state series that dates back to 1892.
- Saturday marks the 50th meeting in Knoxville. The Vols hold a 37-11-1 record against the Commodores in Neyland Stadium.
- After suffering two consecutive losses to Vandy in 2012 and 2013, Tennessee regained its winning form in the series with a 24-17 victory in Nashville last season. With the win, the Vols have claimed 29 of the last 32 games in the series.

CONNECT FOUR

- Tennessee enters Saturday's contest with Vanderbilt riding a four-game winning streak. It is the longest single-season winning streak since 2010 when the Vols closed out the regular season with four straight victories.
- Tennessee's defense has really stood out during the streak as it is allowing only 289.0 yards of total offense per game. Compare that figure to the 366.7 yards per game it has surrendered during the entirety of the 2015 season.
- The Vols' D has been especially effective on third down as opposing offenses are only 12-for-57 (.210) on third down during the streak.
- UT has outgained its opponent by a combined tally of 589-102 in the opening frame of the last four games.

▲ 1st Quarter Total Yards Comparison, Last 4 Games

Opponent (Date)	UT	Opp.
at Kentucky (10/31)	144	2
South Carolina (11/7)	177	28
North Texas (11/14)	170	53
at Missouri	98	19
TOTAL:	589	102

▲ Stat Comparison, Last 4 Games

Category	UT	Opp.
RUSHING YARDAGE	887	497
Rushing Attempts	183	133
Average Per Rush	4.8	3.7
Average Per Game	221.8	124.2
TDs Rushing	8	2
PASSING YARDAGE	749	659
COMP-ATT-INT	70-113-3	62-128-2
Average Per Pass	6.6	5.1
Average Per Catch	10.7	10.6
Average Per Game	187.2	164.8
Completion Pct.	.619	.484
TOTAL OFFENSE	1636	1156
Average Per Play	5.5	4.4
Average Per Game	409.0	289.0
3RD-DOWN Conversions	32/69 (46%)	12/57 (21%)
4TH-DOWN Conversions	6/6 (100%)	5/9 (55%)

VOLS RUNNING WILD

- With 248 rushing yards at Missouri (11/21), the Vols have recorded their most rushing yards in a season since 2004.
- UT's current rushing total is 2,351 yards -- a figure that only trails 2004's total of 2,418 by 67 yards.
- Currently, Tennessee's 2,351 rushing yards ranks 12th in program history.

▲ Best Rushing Seasons in Tennessee History

1. 1951 (3,068)	6. 1998 (2,536)	11. 1992 (2,352)
2. 1950 (2,710)	7. 1990 (2,468)	12. 2015 (2,351)
3. 1989 (2,701)	8. 2004 (2,418)	
4. 1987 (2,652)	9. 1976 & 1979 (2,388)	
5. 1993 (2,621)	10. 1970 (2,365)	

- The Vols' 213.7 average rushing yards per game is the best since averaging 231.8 yards per game in 1994.

- Leading Tennessee's rushing charge has been sophomore tailback **Jalen Hurd**. Hurd rushed for a career-best 151 yards at Mizzou and surpassed the 1,000-yard mark for the season.
- With 1,038 yards to his name thus far, Hurd is the first Vol to pass 1,000 yards in a season since **Rajion Neal** did it in 2013 and 18th in school history.
- Hurd is also the first true sophomore to rush for more than 1,000 yards in a season at UT.

NOVEMBER REMEMBERED

- The Vols are 48-17 (.738) during November since 2000, including a 26-11 record (.703) in the month since Nov. 18, 2006. All-time, the Vols are 317-125-21 for a .707 win percentage in November.
- The Vols are 85-20 (.810) in November in the last 24 seasons since 1990. In the 90's, UT was 37-3 (.925) in November, including 21 consecutive wins from 1990-96.

▲ UT Record by Month (Since 1990)

Years	Sept.*	Oct.	Nov. ^
1990-99	28-8-2 (.763)	26-7 (.788)	37-3 (.925)
2000-10	26-12 (.684)	21-15 (.583)	33-9 (.786)
2010-15	14-11 (.560)	5-18 (.217)	15-8 (.652)
Overall	68-31-2 (.683)	52-40 (.565)	85-20 (.810)

▲ UT Home/Road Record by Month (Since 1990)

Site	Sept.*	Oct.	Nov.*	Overall
Home	55-11	29-22	49-10	133-41
Road/Neu.	13-20-2	23-18	36-10	72-48-2
Overall	68-31-2	52-40	85-20	205-89-2

LAST TIME OUT ...

- Tennessee came away with a win in its road finale, topping Missouri by a score of 19-8 in Columbia.
- Running back **Jalen Hurd** finished with a career-

► BY THE NUMBERS

10

» Touchdowns this season for **Alvin Kamara** via five two-touchdown games (Bowling Green, Western Carolina, Georgia, South Carolina, North Texas).

0

» Points allowed vs. North Texas by the Vols defense. It was the first Tennessee shutout since Aug. 31, 2013 (vs. Austin Peay, Butch Jones' first game at UT).

2,103

» Total rushing yards for Tennessee this season -- only its fourth 2,000-yard rushing season in the last 16 seasons.

best 151 rushing yards as the Vols tallied 248 on the ground for the night.

- It was the most rushing yards allowed by Mizzou this season as it had entered the game allowing just 113.7 rushing yards per game on average.
- With a 6-yard reception on the first play in the second quarter, sophomore TE **Ethan Wolf** became the only Vol with at least one catch in every game he's played this season and has a reception in his last 11 straight games.
- Kicker **Aaron Medley** recorded a new career high as he converted four field goals in the win over the Tigers. His four made field goals vs. Mizzou tied Derrick Brodus' four in 2012 vs. Akron.
- The Vols blanked the Tigers until late in the fourth quarter, stringing a run of 125:59 scoreless together, a shutout streak that spanned over eight quarters, beginning with the fourth quarter of the South Carolina game.

OFFENSE RISING IN 2015

- Through 11 games of the 2015 season, the Tennessee offense -- under new offensive coordinator **Mike DeBord** -- has outperformed the 2014 edition.
- The Vols have racked up 4,547 yards of total offense this season -- an average of 413.4 yards per contest. That mark is a considerable boost from 2014 during which UT recorded 370.5 yards of total offense per game through 13 contests (4,817 yards).
- In 2014 Tennessee averaged 146.4 rushing yards per game compared to 213.7 in 2015.
- Tennessee's offense is also on pace to outscore the 2014 edition as it is currently averaging 32.6 points per game (359 points). Last season, the Volunteer offense scored at a rate of 28.9 points per game (376 points) -- a difference of 3.7 points per game.
- Tennessee has recorded more than 400 yards of total offense in seven of its 11 games this season (604 vs. Bowling Green, 447 vs. Western Carolina, 419 vs. Florida, 519 vs. Georgia, 482 vs. Kentucky, 408 vs. South Carolina, 409 vs. North Texas). In 2014, the UT offense surpassed 400 yards five total times.
- With the regular season finale and a likely bowl game still on the horizon, **the Vols have rushed for 2,418 yards this season -- their most since 2004.**

▲ Offense 2014 vs. 2015 (Through 11 Games)

	2014	2015	+/-
Scoring/Game	27.9	32.6	+4.7
Total Offense/Game	372.2	413.4	+41.2
Touchdowns Scored	35	39	+4
Rushing Yards/Game	131.8	213.7	+81.9
Rushing Touchdowns	14	24	+10
Yards Per Rush	3.4	4.6	+1.2
Passing Yards/Game	240.4	199.6	-40.8
Yards Per Catch	10.5	11.6	+1.1
First Downs/Game	21.0	22.0	+1.0
Average Yards/Play	4.9	5.5	+0.6

DOBBS AT THE HELM

- QB **Joshua Dobbs** comes into Saturday's game vs. Vanderbilt having won 12 of his last 17 starts.
- Over those 17 starts, Dobbs is 10-1 when rushing for more than 20 yards.
- Making his 15th career start for the Volunteers, Dobbs delivered a signature win when he helped lift Tennessee to a thrilling 38-31, come-from-behind victory over No. 19/16 Georgia (10/10).
- Dobbs turned in one of the finest games of his career as the Vols overcame a 21-point, second-quarter deficit en route to their first win over a ranked opponent in two seasons. Dobbs accounted for 430 yards of total offense, posting a career-high 312 yards passing and another 118 yards rushing.
- Dobbs accounted for five touchdowns on the day, throwing for three scores & rushing for two more.
- It was Dobbs' second career 300+ yard passing game and topped his previous career-high of 301 against South Carolina last season (11/1/14). It was his third career 100+ yard rushing game.
- Dobbs' big day marked the second time in Tennessee history that a player recorded 300+ yards passing and 100+ yards rushing. Dobbs was the first to accomplish the feat, doing so against South Carolina last year.

SPECIAL TEAMS, ESPECIALLY

- Tennessee remains one of the nation's top teams in the return game.
- Averaging 38.1 yards per kickoff return and 17.0 yards per punt return, Tennessee holds an FBS ranking of first and fourth in those categories, respectively.

DID YOU KNOW?



Changes Honor Sidelined Teammates

Three Vols have changed their previous jersey numbers to wear those of injured teammates for the 2015 season.

Jashon Robertson was **73** > **75** the first to make the switch, moving from 73 to 75 to honor sidelined OL Marcus Jackson, who will miss the season (biceps injury).

The second switch came from junior DB Cameron Sutton, who shed his previous 23 to wear the No. 7 belonging to Rashaan Gauden (broken foot).

DB Malik Foreman is **22** > **13** wearing No. 13 instead of his usual 22 as a token of respect to former DB Devaun Swafford, whose career was ended over the summer due to health reasons.

This Day in Tennessee History NOVEMBER 28 (8-5-2)

1901	T	6-6	Alabama (at Birmingham)
1907	L	0-5	Alabama (at Birmingham)
1912	L	0-7	Alabama (at Birmingham)
1929	T	6-6	Kentucky
1935	L	0-27	Kentucky
1942	W	19-7	Vanderbilt
1953	W	33-6	VANDERBILT
1959	L	0-14	VANDERBILT
1964	L	0-7	Vanderbilt
1970	W	24-6	Vanderbilt
1981	W	38-34	VANDERBILT
1987	W	38-36	VANDERBILT
1992	W	29-25	Vanderbilt
1998	W	41-0	Vanderbilt
2009	W	30-24	Kentucky (OT)

Vols' Coldest Games Since 1950

Tennessee's win at Missouri last week came in an announced temperature at kickoff of 28 degrees. It was the fourth coldest game in Vols' history. The Vols are 7-2-1 in the 10 coldest games, all at 32 degrees or colder.

10 degrees	Nov. 25, 1950	Knoxville	UT 7, UK 0
18 degrees	Nov. 22, 1952	Knoxville	UT 14, UK 14
25 degrees	Nov. 26, 1977	Knoxville	UT 42, Vandy 7
28 degrees	Nov. 21, 2015	Columbia	UT 19, MIZ 8
29 degrees	Jan. 1, 2001	Dallas	KSU 35, UT 21
30 degrees	Nov. 21, 1981	Lexington	UK 21, UT 10
30 degrees	Nov. 29, 2003	Lexington	UT 20, UK 7
31 degrees	Nov. 30, 1957	Knoxville	UT 20, Vandy 6
31 degrees	Nov. 21, 1987	Lexington	UT 24, UK 22
32 degrees	Nov. 18, 2000	Knoxville	UT 59, UK 20

THE DOBBS EFFECT

QUARTERBACK JOSHUA DOBBS (LAST 17 STARTS)

Opp.	Result	Pts	TOTAL OFFENSE			JOSHUA DOBBS			Pct. Off.
			Pass	Rush	Total	Pass	Rush	Total	
at Missouri (Nov. 21, 2015)	W	19	89	248	337	89	54	143	42.4
North Texas (Nov. 14, 2015)	W	24	172	237	409	136	3	139	34.0
South Carolina (Nov. 7, 2015)	W	27	255	153	403	255	35	290	72.0
at Kentucky (Oct. 31, 2015)	W	52	233	249	482	233	51	284	58.9
at No. 8/8 Alabama (Oct. 24, 2015)	L	14	171	132	303	171	19	190	62.7
No. 19/16 Georgia (Oct. 10, 2015)	W	38	312	207	519	312	118	430	82.9
Arkansas (Oct. 3, 2015)	L	20	232	133	365	232	7	239	65.5
at Florida (Sept. 26, 2015)	L	27	165	254	419	83	136	277*	66.1
Western Carolina (Sept. 19, 2015)	W	55	237	210	447	144	6	150	33.6
No. 19/17 Oklahoma (Sept. 12, 2015)	L	24	125	129	254	125	12	137	53.9
vs. Bowling Green (Sept. 5, 2015)	W	59	205	399	604	205	89	292	48.3
vs. Iowa (Jan. 2, 2015)	W	45	178	283	461	129	76	205	44.4
at Vanderbilt (Nov. 29, 2014)	W	24	92	170	262	92	91	183	69.8
Missouri (Nov. 22, 2014)	L	21	226	53	279	195	13	208	74.6
Kentucky (Nov. 15, 2014)	W	50	297	214	511	297	48	345	67.5
at South Carolina (Nov. 1, 2014)	W	45	301	344	645	301	166	467	72.4
at Kentucky (Nov. 30, 2013)	W	27	199	218	417	199	52	251	60.2
TOTALS	12-5	552	3,489	3,633	7,117	3,198	976	4,230	59.4
/ GAME	-	33.6	205.2	213.7	418.6	188.1	57.4	248.8	59.4

*Includes 58-yard receiving TD

ROCKY TOP MOMENTS

- The Vols are the only program in the FBS to rank inside the top five in both kickoff returns and punt returns simultaneously.
- Tennessee made program history when it recorded two special teams touchdowns against Western Carolina (9/19), returning a kickoff and a punt for a score in the same game for the first time since 1950 vs. Washington & Lee.
- Incredibly, UT duplicated the feat at Kentucky (10/31) as **Evan Berry** notched his third kickoff return for TD of the season and **Cameron Sutton** took a punt back for a score for the second time in his career.
- After recording two more at Kentucky (10/31), the Vols have scored on five kick returns this season -- the highest figure in FBS. The Vols are one of 12 FBS programs to have recorded both a kick return TD and punt return TD this season, but is the only program to have returned both multiple kickoffs and multiple punts.
- Tennessee joins Rutgers (9/12 vs. Washington State) and Utah (9/19 vs. Fresno State) as the three programs to record a punt and kick return TD in the same game in 2015.

▲ FBS Teams With Punt Return & Kickoff Return TD

SCHOOL	PR TDs	KR TDs	TOTAL
Tennessee*	2	3	5
Rutgers*	1	3	4
Utah*	2	1	3
Maryland	1	2	3

Houston, Mississippi State, North Carolina State, Oregon, Pittsburgh, South Florida, Temple, and Texas State have recorded one kickoff and one punt return TD.

* Punt return/kickoff return TD in same game

#BERRYFAST

- Through 11 games, sophomore **Evan Berry** remains the top kick returner in the nation.
- Berry not only leads the nation in kickoff returns at 39.6 yards per return, he is also tied for the FBS lead in kickoff returns touchdowns with three.

▲ Top Kickoff Returners (Avg.), FBS

PLAYER (SCHOOL)	KOR	Ret. Yards	Avg.
1. Evan Berry, Tennessee	20	791	39.6
2. Rashaad Penny, San Diego St.	18	599	33.3
3. Christian McCaffery, Stanford	26	813	31.3

- Against Kentucky (10/31), Berry recorded his third kick return for touchdown with a 100-yard score in the third quarter. That return was just the fifth 100-yard return in Tennessee history and the first since 1999.
- With that score, Berry tied Vols legend Willie Gault (1980) for most kickoff returns for TD in a single season at Tennessee.
- Berry is also tied for the most kickoff return touchdowns in a season SEC history with three, joining Gault and a pair of players in 2009: Brandon Boykin of Georgia and Warren Norman of Vanderbilt.

▲ Kickoff Return Touchdowns In Season, SEC

1. Evan Berry, Tennessee	3	2015
Brandon Boykin, Georgia	3	2009
Willie Gault, Tennessee	3	1980
Warren Norman, Vanderbilt	3	2009

- Berry has the most "big plays" of any Volunteer in 2015 -- meaning that he has produced more plays of 20 yards or greater than any other Vol. In all, UT has produced 80 big plays this season -- 13 of which have come from **Evan Berry** kick returns. Running back **Alvin Kamara** is in second place with 11 big plays to his name.

CHASING THE NCAA RECORD

- With his kickoff return average of 39.55, **Evan Berry** still has a shot to set a new NCAA single-season record. The current record of 40.08 yards per return was set by Paul Allen of BYU in 1961.
- A season ago, in 2014, UAB's JJ Nelson challenged the record with a 38.32 average as he also returned four kickoffs for touchdowns, the most in the last three seasons. Berry is one shy of that mark.

▲ NCAA Single-Season Kickoff Return Average

PLAYER (SCHOOL)	Year	KOR	Yards	Avg.
1. Paul Allen, BYU	1961	12	481	40.08
2. Evan Berry, Tennessee	2015	20	791	39.55
3. Tremain Mack, Miami (FL)	1996	13	514	39.54
4. Leeland McElroy, Tex A&M	1993	15	590	39.33
5. Doak Walker, SMU	1947	10	387	38.70
6. JJ Nelson, UAB	2014	22	843	38.32
7. Forrest Hall, San Francisco	1946	15	573	38.20
8. Ray Fisher, Indiana	2009	17	635	37.35

YOUTH IS SERVED

- The Vols have played 17 true freshmen in 2015, third-most of any program in the nation behind Georgia (22) and Army (21). DL **Quay Picou** and RB **Joe Young** made their debuts vs. Western Carolina (9/19) after 15 true freshmen played in the opener.

▲ Most True Freshmen Played in 2015

Georgia	22	NC State	16
Army West Point	21	Wyoming	16
Tennessee	17	Boston College	16
Texas	17	BYU	16
Florida Atlantic	16		

- After playing a nation-leading 23 true freshmen in 2014, the Vols have now played 40 true freshmen over the last two seasons combined. That number is the highest in the country.

▲ UT True Freshmen To Play in 2015

Jauan Jennings	WR	Shy Tuttle	DL
Micah Abernathy	DB	Preston Williams	WR
Darrell Miller	DB	Kahlil McKenzie	DL
Darrin Kirkland Jr.	LB	Quinten Dormady	QB
Quart'e Sapp	LB	Jack Jones	OL
Austin Smith	LB	Chance Hall	OL
Stephen Griffin	DB	Kyle Phillips	DL
John Kelly	RB	Quay Picou	DL
Joe Young	RB		

- Tennessee played 15 true freshmen in the opener vs. Bowling Green (9/5), tied for the second-highest figure in the country during week one. Only Georgia (19) played more freshmen in the first week.
- The 15 true freshmen to see the field against Bowling Green stands as the second-highest mark in school history for most true freshmen to play in an opener.

▲ Most True Freshmen In Season Openers, UT

2014	21	2002	11
2015	15	2013	10
2011	12	2009	10
2010	12	1996	10

- WR **Jauan Jennings** was the only true freshman to start for the Vols in Nashville. A product of Murfreesboro, Jennings made his first career catch on the team's second offensive play.
- Jennings was the first true freshman to start the opener at WR since teammate **Marquez North** made his debut in 2012. Jennings had three catches for a team-high 56 yards.
- Since Nashville, two more freshmen have earned their first career starts in LB **Darrin Kirkland Jr.** (9/19 vs. Western Carolina) and WR **Preston Williams** (10/3 vs. Arkansas).

TWO FIRST NAMES, ONE BIG LEG

- Since turning in a career-night vs. Oklahoma (9/12) in the second week of the season, redshirt sophomore punter **Trevor Daniel** has maintained his position among the nation's punting leaders.
- At Missouri (11/21), Daniel punted seven times for 317 yards -- an average of 45.3 yards per kick. He recorded a long of 61 and saw four kicks downed inside the Tigers' 20-yard line.
- On the season, Daniel has 16 punts of 50+ yards and is averaging 45.6 yards per kick -- sixth-best in the country and No. 2 in the SEC.
- Daniel notched one of the most impressive kicks of his young career against Georgia (10/10). With the

Since Butch Jones was hired as the caretaker of the Tennessee football program, the Vols have posted some impressive moments.

- The Vols posted back-to-back Top 5 recruiting classes for the first time in program history with classes at #5 in 2014 and #4 in 2015
- The Vols posted a program record 2.85 GPA in Spring 2015 semester. When Butch Jones arrived, the team's 2.2 in 2012 and was as low as 2.08 in 2011.
- Tennessee had a school-record 52 players with a 3.0 GPA in Spring of 2015, a rise from 12 players prior to Butch Jones' arrival.
- Tennessee became bowl eligible in 2014-15 in back-to-back seasons for the first time since 2009-10.
- Tennessee is bowl eligible in back-to-back seasons under the same head coach for the first time since 2006-07 (Phillip Fulmer).
- Tennessee became bowl eligible (Nov. 14, 2015) at the earliest point since the 2007 season (Nov. 3).
- Tennessee has won seven regular-season games for the first time since the 2009 season and can win eight for the first time since 2007.
- Tennessee's four-game winning streak is the longest for the program since 2010. A win in the finale will extend it to a five-game win streak, which would the longest since a five-game streak to end 2007.
- Tennessee's bowl win in 2015 TaxSlayer Bowl was its first bowl win since winning the 2007 season's 2008 Outback Bowl vs. Wisconsin.
- Tennessee's win in TaxSlayer Bowl was its first bowl win in a season when the Vols did not play in the SEC Championship Game since the 1996 Citrus Bowl (played in Jan. 1, 1997) when Peyton Manning beat Northwestern.
- Tennessee's 7-6 record in 2014 was its first winning season since 2009, when the Vols also went 7-6 and equalled the most wins by the Vols since going 10-4 in 2007.
- Tennessee was ranked #23 in the second week of the 2015 season, the highest the Vols had been ranked since the 2012 season (also #23).
- Tennessee was ranked #25 in the preseason poll, the first time since the 2008 preseason poll the Vols were ranked in the preseason poll.
- Tennessee won a game as a ranked team in the 2015 opener vs. Bowling Green for the first time since winning the 2008 Outback Bowl, on New Year's Day to finish the 2007 season.
- Tennessee's win in 2015 opener vs. Bowling Green was its first victory as a ranked team in a regular-season game since the 2007 finale, a win at Kentucky.
- Tennessee played the first two weeks of the 2015 season as a ranked team, marking the first time since the 2007 season the Vols had been ranked in back-to-back weeks.
- Tennessee's 138 points in the first three games of 2015 were the most in the first three games of a season since the 1914 season.
- Tennessee's comeback win over #19 Georgia in 2015, from down 24-3 (21 points) tied for the third-greatest comeback in school history and the second-largest in Neyland Stadium history.
- Tennessee's win over #19 Georgia in 2015 was its first win over Georgia since 2009, breaking a five-game losing streak.

Vols protecting a seven-point lead with under two minutes to play, Daniel boomed a 56-yard kick that scooted out of bounds just in front of the pylon at the one-yard line.

▲ FBS Punting Leaders, 2015

PLAYER (SCHOOL)	PUNTS	YDS	AVG
1. Michael Carrizosa, San José State	40	1,917	47.9
2. Dalton Schomp, Florida Atlantic	41	1,948	47.5
3. Drew Kaser, Texas A&M	47	2,230	47.4
4. Tom Hackett, Utah	48	2,274	47.4
5. Hayden Hunt, Colorado State	43	1,991	46.3
6. Trevor Daniel, Tennessee	55	2,509	45.6

GETTING DEFENSIVE

- Through 11 games this season, the Tennessee defense has forced 14 turnovers.
- UT has forced 63 turnovers in 35 games under head coach **Butch Jones** (since 2013) -- a figure that ranks fourth in the SEC during that span.
- The Vols have forced at least one turnover in 24 of their last 29 games and multiple turnovers in 18 of their last 34.
- The Tennessee defense recorded arguably their timeliest takeaway of the season against South Carolina (11/7) when **Malik Foreman** forced a fumble with only 32 seconds left on the clock. **Jalen Reeves-Maybin** recovered the loose ball, halting SC's late-game drive and preserving a 27-24 Vols win.
- Against Oklahoma (9/12), safety **Todd Kelly Jr.** became the first Vol since **Brian Randolph** (Sept. 7, 2013) to record two or more interceptions in a game.
- Tennessee's defense has had success against the opposing special teams unit during the early season. Against Arkansas (10/3), freshman **Shy Tuttle** blocked a 22-yard field goal to help keep the Vols within striking distance in the third quarter.
- It was the second blocked field goal of the year for UT as **Brian Randolph** blocked a Bowling Green (9/5) field goal attempt in the season-opener.
- Another big special teams play came in the 38-31 win over No. 19/16 Georgia. After a Tennessee touchdown pulled the Vols to within 14 in the second quarter, **Jakob Johnson** forced a Bulldog fumble on the ensuing kickoff. **John Kelly** recovered and the Vols scored another touchdown before halftime, taking valuable momentum into the locker room.

21 TACKLES FOR 21

- Jalen Reeves-Maybin** was all over the field against then 19th-ranked Oklahoma (9/12), finishing the night with a career-best 21 tackles, tied for the best single-game mark in FBS in 2015.
- That figure blew away his previous career-high of 13, which he had recorded in UT's 2015 TaxSlayer

Bowl victory over Iowa.

- Reeves-Maybin's 21-tackle night against Oklahoma was the first 20+ tackle performance for Tennessee since 2012 and ranks in a tie for 11th all-time at UT.

▲ Most Total Tackles in a Single Game, 2015

PLAYER (SCHOOL)	TOT	OPP	DATE
1. Jalen Reeves-Maybin (Tennessee)	21	Okla.	9/12
2. Great Ibe (Eastern Michigan)	21	UMass	11/14
3. Seven Tied	20	-	-

THIRD DOWN STOPS

- After limiting Missouri (11/21) to just 2-of-15 on third down, the Vols have now moved inside the nation's top five in third down conversion defense. Tennessee is No. 5 nationally and second in the SEC in third down conversion defense (44-of-163), allowing a conversion rate of just 27.0 percent.

▲ Third-Down Defense, NCAA

1. Clemson	36/160	.225
2. Michigan	36/155	.232
3. Boston College	38/161	.236
4. Vanderbilt	42/161	.261
5. Tennessee	44/163	.270

- Over the last nine games, Tennessee opponents are just 31-of-125 (24.8 percent) on third downs. That includes Missouri going 2-of-15, North Texas going 2-of-12, Kentucky going 2-of-13 and Florida going 3-of-15.

271 IN A ROW

- Tennessee has not been shut out for a span of 271 games dating to a 31-0 loss to Florida on Sept. 17, 1994. It is the fourth longest active streak in the nation and is the ninth longest streak in college football history.

▲ Longest Active NCAA Scoring Streaks

#	School	Streak	Last Shutout
1.	Florida	342	Oct. 29, 1988 vs. Auburn (0-16)
2.	TCU	289	Nov. 16, 1991 at Texas (0-32)
3.	Air Force	280	Dec. 31, 1992 vs. Ole Miss (0-13)
4.	Tennessee	271	Sept. 17, 1994 vs. Florida (0-31)

▲ All-Time NCAA Scoring Streaks

1.	Michigan	365	10/27/1984 - 9/6/2014
2.	BYU	361	9/27/1975 - 11/15/2003
3.	Florida	342	11/5/1988 - present
4.	Texas	282	11/29/1980 - 10/02/2004
5.	TCU	289	11/23/1991 - present
6.	Wash. St.	280	10/22/1984 - 10/18/2008
7.	Wash.	272	11/14/1981 - 10/16/2004
8.	Air Force	280	8/4/1993 - present
9.	Tennessee	271	9/24/1994 - present
10.	Oregon	267	10/5/1985 - 11/15/2007

2015 AWARDS

Game	Fast & Furious (Offense)	Orange Swarm (Defense)	VOLatile (Special Teams)
Bowling Green	Alvin Kamara	--	Cameron Sutton
W. Carolina	Jalen Hurd	LaDarrell McNeil	Evan Berry/Alvin Kamara/Trevor Daniel
Georgia	Joshua Dobbs	Derek Barnett	Jakob Johnson
Kentucky	Von Pearson	Corey Vereen	Cameron Sutton / Evan Berry
South Carolina	Von Pearson	Malik Foreman	Aaron Medley
North Texas	Alvin Kamara	Brian Randolph	Jauan Jennings
Missouri	Jalen Hurd	Cameron Sutton	Trevor Daniel

	63 Warrior	'76' Sledgehammer	I Will Give My All
Bowling Green	Jalen Hurd	Kyler Kerbyson	Dylan Wiesman
W. Carolina	LaTroy Lewis	Kyler Kerbyson	Quinten Dormady
Georgia	Joshua Dobbs/Kahlil McKenzie	Dylan Wiesman	Dylan Wiesman
Kentucky	Dylan Wiesman/Brian Randolph	--	Josh Malone/Cameron Sutton
South Carolina	Jauan Jennings/Owen Williams	Chance Hall	J.Smith/D.Wiesman/Hurd/Crowder
North Texas	Dylan Wiesman/J.Reeves-Maybin	Dylan Wiesman	Jauan Jennings/LaTroy Lewis
Missouri	Kyler Kerbyson/J.Reeves-Maybin	Coleman Thomas	J.Smith/A.Ellis/D.Barnett/J.Kelly

	Offensive Scout Champion	Defensive Scout Champion	Special Teams Scout Champ
Bowling Green	Thomas Edwards	Charles Folger	Logan Fetzner
W. Carolina	Sheriron Jones	Paul Bain	Jayson Sparks
Georgia	Jayson Sparks	Darrell Taylor/MaLeik Gatewood	Eli Wolf
Kentucky	Thomas Edwards	Elliott Berry	Marcus Stokes
South Carolina	Marcus Stokes/Michael Lacey	Landon Knoll	Patrick Henry
North Texas	Jayson Sparks	Gavin Bryant	Landon Knoll
Missouri	Eli Wolf	Darrell Taylor	Thomas Orradre

22 / 27 / 34 / 56

- The Vols returned 50 letterwinners and 21 starters from the 2014 squad that went 7-6 with a TaxSlayer Bowl win over Iowa. Still, the travel roster (of 76 players) to the season opener in Nashville featured:
 - 22** true freshmen
 - 27** overall freshmen (redshirt + true)
 - 34** players who had never taken a snap for UT
 - 56** who have played one year or fewer with UT
- 15 of those 22 true freshmen saw the field against Bowling Green while 22 newcomers made their Tennessee debuts.
- A total of 32 Vol newcomers have now made their playing debuts in 2015.

RARE AIR FOR KAMARA

- Redshirt sophomore **Alvin Kamara** became only the second Vol in history to rush for a touchdown (two yards) and return a punt for a touchdown (50 yards) in the same game when he accomplished the feat against Western Carolina (9/19). The first was Stanley Morgan vs. Maryland in 1975.
- The only other Tennessee player to rush for a score and return a punt for a score in the same game was **Stanley Morgan**, who had a 50-yard TD run and a 70-yard punt return for a TD vs. Maryland in 1975.
- Kamara was also recognized in the Tennessee record books after his Orange & White debut on Sept. 5 against Bowling Green. In that game, he rushed for 144 yards -- the most ever for a Vol in his debut -- while also scoring a pair of touchdowns.

VOL SCHOLARS

- In 2015, 52 Tennessee players are wearing a special patch on their jerseys denoting not exceptional performance on the field, but in the classroom.
- The Vol Scholar patch, which is designed after the Torch symbolizing academic excellence on UT campus, is worn by those student-athletes that achieved a GPA of 3.0 or better in the previous semester.
- The Vols had 52 student-athletes fulfill that criteria, including 12 who were named to the Dean's List.
- In all, the football team turned in a Spring 2015 GPA of 2.85--an improvement of 23 points from the previous spring.
- Notably donning the Vol Scholar patch this season are QB **Joshua Dobbs**, DB **Cameron Sutton**, LB **Jalen Reeves-Maybin**, LB **Curt Maggitt**, and DE **Derek Barnett**.
- Newcomers **Quinten Dormady**, **Chance Hall**, **Jack Jones**, and **Kyle Phillips** will also wear the Torch. Eight of the 10 mid-term enrollees that graduated high school early to join the program in January finished their first semester with a 3.0 or above.

INDIVIDUAL HONORS

EVAN BERRY

CBS Sports Mid-Season All-American

JOSHUA DOBBS

Manning Award Star Of Week (9/9)
Walter Camp National Player of the Week (10/11)
SEC Offensive Player of the Week (10/12)
Athlon National Player of the Week (10/12)
Davey O'Brien National Quarterback of the Week (10/13)
Capital One Impact Performance (10/12)
Manning Award Star of the Week (10/15)
Maxwell Award Player of the Week (10/15)

MARK ELDER

CoachingSearch.com Special Team Coach Of Week (9/8)

JALEN HURD

Capital One Impact Performance Of The Week (9/9)

KYLER KERBYSON

SEC Offensive Lineman Of The Week (9/7)

JALEN REEVES-MAYBIN

Tennessee Sports Writers Def. Player Of Week (9/14)

COLEMAN THOMAS

SEC Offensive Lineman Of The Week (11/23)

PRESTON WILLIAMS

SEC Freshman Of Week (9/21)

#Team119 #Blackstripes #MyAll #FatherSon #TennesseeTough #OnePercentBetter #OpenPractice #SleepingVols #PowerOfThePosition #CheckerNeyland #AskAVol #OpenPractice #Swoosh #Team119 #Blackstripes #MyAll #FatherSon #TennesseeTough #OnePercentBetter #OpenPractice #SleepingVols #PowerOfThePosition #CheckerNeyland #AskAVol #OpenPractice #Swoosh

TRENDING TOPICS

#Team119

Butch Jones brought the concept of referring to each year's team by what season it is in Tennessee history to differentiate how each season starts fresh. It keeps in line with his "Snap and Clear" mentality.

#VolsTrending

@Vol_Football quarterback Joshua Dobbs saw his name trending nationally on Twitter as he helped the #Vols to a 52-21 win at Kentucky. Accounting for four total TDs -- including an impressive 28-yard rushing score and a 75-yard passing touchdown -- "Dobbs" was trending on Twitter for just over an hour last Saturday night.

Another huge special teams performance for the #Vols also had the Twittersphere buzzing during #TENNvsUK. Evan Berry notched his third kickoff return for touchdown in the third quarter, taking it 100 yards to the house. Not long thereafter, "Evan Berry" became one of the nation's trending topics, holding a spot inside the top 10 for 45 minutes.



#BLACKSTRIPES



First to have his stripe removed was RB @A_kamara6



Traditionally, a newcomer to a football team is working to earn his stripes. At Tennessee, the opposite is true as the Vol rookies are fighting every day to lose them.

Every new member of Team 119 had a black stripe placed on their otherwise-white practice helmets at the beginning of fall camp. The players' staff is charged with determining when the newcomers can have the stripe removed.

Notable Volunteers to be among the first of their class to lose their black stripes include DB Cameron Sutton (2013), DL Derek Barnett (2014), and RB Jalen Hurd (2014).

RB and JUCO transfer Alvin Kamara was the first Vol newcomer to lose his black stripe in 2015.

- Aug. 9: Alvin Kamara
- Aug. 10: Kyle Phillips
- Aug. 15: Shy Tuttle
- Aug. 17: Jauan Jennings, Quinten Dormady
- Aug. 26: Micah Abernathy, Venzell Boulware
- Aug. 31: Darrin Kirkland Jr., Paul Bain
- Sept. 2: Darrell Miller
- Sept. 23: Justin Martin
- Oct. 6: Chance Hall
- Oct. 7: Darrell Taylor
- Oct. 19: Jack Jones, Kahlil McKenzie, Eli Wolf
- Oct. 20: Quart'e Sapp
- Oct. 21: Sheriron Jones
- Nov. 2: John Kelly, Joseph Young
- Nov. 10: Stephen Griffin, Quay Picou



The Swoosh makes its return to Rocky Top.

Much-anticipated since the Tennessee department of athletics announced its eight-year apparel and sponsorship agreement with Nike in early, 2014, the Volunteers officially revealed their new look on July 1, 2015.

Vol Nation's passion was on full display on Reveal Day as fans logged on to UTSports.com at a record pace to view the live, all-sport, uniform unveiling show, "Swoosh," produced by VFL Films. During its live airing, "Swoosh" had over 330,000 views with just under 107,000 unique users -- more than 50 percent of which were first-time visitors to the site.

In a runway style showcase, Tennessee Football showed off three uniform sets: the traditional orange and white combinations as well as a new alternate look: the Smokey Grey. An homage to the Smoky Mountains that hug Knoxville and much of East Tennessee, the Smokey Grey uniforms had their distinct shade derived from actual visits to the Great Smoky Mountains by Nike designers. Another unique feature can be seen on the Smokey Grey helmet as the subtle silhouette of Smoky Mountain ridgeline wraps the dome.

Tennessee's social media accounts produced eye-popping numbers on the day of the reveal. The @Vol_Football account had a reach of 14.2 million users on Wednesday. The tweet formally announcing the new Nike uniforms had over 116,000 impressions. The total Twitter reach of "Vols" and #Vols was more than 47 million users.

The Tennessee Football Facebook page also received unprecedented traffic. Photo galleries of the orange, white and Smokey Grey uniforms combined to reach 2.5 million users. 1.5 million of those views came from the gallery of the new Smokey Grey alternate uniform.

Tennessee fans showed their loyalty and excitement with their wallets as well. Online visitors purchased over \$150,000 in Nike merchandise from the online team shop on 1,500 transactions, an average of \$100 per sale.

The passion of Tennessee fans is unmatched, and the excitement of the new partnership with Nike is just beginning!



#9Strong

Tennessee head coach @UTCochJones is striving for #9Strong on #Team119: all nine position groups working both individually and collectively to be the best.




#9Strong begins at the individual level as each position group must strive for competitive depth within their own unit. That concept falls in line with Coach Jones' #PowerOfThePosition mentality. Each unit must then combine its strengths with the other eight position groups, exemplifying a complete team dynamic.

#BROS

The ideal of brotherhood runs deep on #Team119, but in the case of these 8 Vols biology cannot be ignored.



More TRENDING TOPICS



#MYALL

Butch Jones has found new inspiration for the 2015 season from the iconic "I will give my all for Tennessee today" sign in the locker room.

"The theme this year for our football program is 'My All'. I think it is very fitting with the 'I will give my all for Tennessee today' sign. There is a difference between what we call a concept and a belief. A concept is just a concept. You see it, but you don't believe in it. You don't touch that sign every time you run out onto the field of competition as a good luck charm. You touch that sign because you believe you are going to give your all for Tennessee." — @UTCoachJones

Before the season, Coach Jones asked every player to share their personal 'My All' -- an ideal of determination they will consistently offer #Team119.

"We touch the sign every day, but having that slogan for camp, especially for the younger guys really [asks] us are really giving our all for Tennessee every day? Are we really grinding, are we not taking any days off? It's a great slogan and definitely fits this team well." — @josh_dobbs1



#TWITTER Followers

Demonstrating the enormous following the Vols have, both the team's official Twitter account @Vol_Football and Butch Jones' account @UTCoachJones are among the most-followed on the social media platform. Jones' account remains the most followed account in the SEC by nearly 20,000 followers.

MOST FOLLOWED COACHES


(As of Nov. 24 at 9 p.m.)

1. @OSUCoachMeyer	Ohio State	341,424
2. @CoachJim4UM	Michigan	329,400
3. @UTCoachJones	Tennessee	218,690
4. @MarkRicht	Georgia	200,669
5. @LSUCoachMiles	LSU	183,861
6. @BretBielema	Arkansas	145,361
7. @CoachBrianKelly	Notre Dame	142,119
8. @CoachGusMalzahn	Auburn	136,289
9. @Coach_Riley	Nebraska	123,420
10. @CoachHughFreeze	Ole Miss	118,964

MOST FOLLOWED PROGRAMS


(As of Nov. 24 at 9 p.m.)

1. Michigan	@umichfootball	354,299
2. Alabama	@AlabamaFTBL	296,029
3. LSU	@LSUfbal	250,845
4. Tennessee	@Vol_Football	227,695
5. Georgia	@FootballUGA	202,743
6. Auburn	@FootballAU	171,777
7. Florida State	@FSU_Football	166,340
8. Oklahoma	@OU_Football	161,043
9. Notre Dame	@NDFootball	158,279
10. Texas A&M	@AggieFootball	147,173
11. South Carolina	@GamecockFB	135,905
12. Wisconsin	@BadgerFootball	134,897
13. Penn State	@PennStateFball	131,506
14. Florida	@GatorsFB	128,479
15. Oregon	@WinTheDay	127,569



#CheckerNeyland Part II

One of the most impressive and unique seating displays in college football was duplicated to perfection last Saturday against Oklahoma. A 100% fan-driven initiative, #CheckerNeyland saw 102,455 fans pack into Neyland Stadium in similitude to Tennessee's iconic checkerboard endzones. The experience carried an audible effect as well as #VolNation recorded a decibel level of 114 in the 2nd quarter.



#FatherSon

The 'family' theme runs deep at Tennessee, sometimes in the most literal sense. Butch Jones' 2014 class was notable for featuring six legacy players who relatives play in the Orange & White. In 2015, the father-son motif is in play as the sons of three prominent UT coaches have joined #Team119.



CURRENT VOL

Year Pos Name

Fr. QB Zac Jancek

Fr. PK Alex Jones

So. WR Will Martinez

FATHER

John Jancek

Butch Jones

Willie Martinez

POSITION

Defensive Coordinator

Head Coach

Assistant Head Coach / Defensive Backs

• Other notable #Team119 fathers with Tennessee ties:

CURRENT VOL

So. LB Dillon Bates

So. LB Elliott Berry

So. DB Evan Berry

So. TE Neiko Creamer

So. DB Todd Kelly Jr.

Fr. LS Riley Lovingood

Fr. DL Kahlil McKenzie

FATHER

Bill Bates

James Berry

James Berry

Andre Creamer

Todd Kelly

Jeff Lovingood

Reggie McKenzie

POSITION AT TENNESSEE (YEARS)

Defensive back (1979-82)

Running back (1978-81)

Running back (1978-81)

Defensive back (1984-87)

Defensive end (1989-92)

Chaplain (1998-2002)

Linebacker (1981-84)

NOTABLE

All-Pro NFL safety with Dallas Cowboys (1983-97)

17,000 career rushing yards, 19 TDs at UT

17,000 career rushing yards, 19 TDs at UT

120 career tackles, 6 INTs at UT

22.5 sacks at UT; 4-year NFL career (SF, CIN, ATL)

Served under legendary head coach Phillip Fulmer

Current GM of the NFL's Oakland Raiders

PROGRAM MILESTONES

PROGRAM MILESTONES

VICTORIES

No.	Date	Score	Opponent	Place
1	Oct. 15, 1892	25-0	Maryville	Maryville
50	Oct. 17, 1908	7-0	Kentucky State	Knoxville
100	Nov. 6, 1920	49-0	Transylvania	Knoxville
150	Oct. 27, 1928	26-7	Washington & Lee	Knoxville
200	Oct. 13, 1934	27-0	Mississippi	Knoxville
250	Nov. 16, 1940	41-14	Virginia	Knoxville
300	Oct. 16, 1948	21-6	Alabama	Knoxville
350	Oct. 15, 1955	20-0	Alabama	Birmingham
400	Nov. 9, 1963	26-0	Tulane	New Orleans
450	Oct. 3, 1970	48-3	Army	Knoxville
500	Nov. 22, 1975	17-13	Kentucky	Lexington
550	Nov. 26, 1983	34-24	Vanderbilt	Knoxville
600	Jan. 1, 1990	31-27	Arkansas	Dallas (Cotton)
650	Oct. 7, 1995	49-31	Arkansas	Fayetteville
700	Sept. 2, 2000	19-16	Southern Mississippi	Knoxville
750	Oct. 1, 2005	27-10	Mississippi	Knoxville
800	Aug. 31, 2013	45-0	Austin Peay	Knoxville

Current Total: 818 wins

LOSSES

No.	Date	Score	Opponent	Place
1	Nov. 21, 1891	24-0	Sewanee	Chattanooga
50	Nov. 6, 1909	51-0	Vanderbilt	Nashville
100	Oct. 19, 1935	25-0	Alabama	Knoxville
150	Sept. 27, 1958	13-0	Auburn	Birmingham
200	Dec. 29, 1973	28-19	Texas Tech	Jacksonville (Gator)
250	Oct. 13, 1984	43-30	Florida	Knoxville
300	Dec. 31, 2002	30-3	Maryland	Atlanta (Peach)
350	Oct. 13, 2012	41-31	Mississippi State	Starkville

Current Total: 371 losses



ALL-TIME WINS (FBS PROGRAMS)

No.	Team	Won	Lost	Tied	Pct.	Games
1.	Michigan	924	330	36	.730	1290
2.	Notre Dame	892	311	42	.733	1245
3.	Texas	885	352	33	.710	1270
4.	Nebraska	879	367	40	.699	1286
5.	Ohio State	873	320	53	.722	1246
6.	Oklahoma	860	318	53	.720	1231
7.	Alabama	860	326	43	.717	1229
8.	Penn State	856	380	42	.686	1278
9.	TENNESSEE	818	371	53	.680	1242
10.	So. California	812	331	54	.701	1197
11.	Georgia	785	413	54	.649	1252
12.	LSU	768	404	47	.649	1219
13.	Auburn	740	426	47	.629	1213
14.	West Virginia	725	481	45	.598	1251
15.	Georgia Tech	715	485	43	.593	1243

*Updated after games of 11/21

2015 PRESEASON AWARDS & HONORS

DEREK BARNETT

Bronko Nagurski Trophy Watch List
Chuck Bednarik Award Watch List
Ted Hendricks Award Watch List
Preseason Coaches All-SEC Second Team
Preseason Media All-SEC Second Team
Athlon Sports Preseason Second Team All-American
Athlon Sports Preseason First Team All-SEC
Lindy's Preseason Second Team All-SEC
Lindy's Top Defensive Ends: No. 9
Phil Steele Preseason Third Team All-SEC

TREVOR DANIEL

Ray Guy Award Watch List
Burlsworth Award Nominee

JOSHUA DOBBS

Davey O'Brien National Quarterback Award Watch List
Maxwell Award Watch List
Manning Award Watch List
Wuerffel Trophy Watch List
Preseason Coaches All-SEC Third Team
Preseason Media All-SEC Third Team
Athlon Sports Preseason Third Team All-SEC
Lindy's Preseason Second Team All-SEC
Lindy's Top Quarterbacks: No. 14
Lindy's Coolest in the Clutch (SEC Accolade)
Sporting News Best SEC Player Under Pressure

JALEN HURD

Maxwell Award Watch List
Athlon Sports Preseason Second Team All-SEC
Athlon Sports Top Heisman Contenders: No. 19 RB

Lindy's Preseason Third Team All-SEC
Lindy's Top Running Backs: No. 20
Phil Steele Preseason Third Team All-SEC

ALVIN KAMARA

Athlon Sports Top JUCO Transfers: No. 2 RB
Athlon Sports Tennessee Rising Star
Lindy's SEC Newcomer of the Year

CURT MAGGITT

Rotary Lombardi Award Watch List
Bronko Nagurski Trophy Watch List
Chuck Bednarik Award Watch List
Reese's Senior Bowl Watch List
Preseason Coaches All-SEC First Team
Preseason Media All-SEC First Team
Athlon Sports Preseason Second Team All-SEC
Lindy's Preseason Second Team All-SEC
Lindy's Top Defensive Ends: No. 8
Phil Steele Preseason Third Team All-American
Phil Steele Preseason Second Team All-SEC
Sporting News Tennessee Difference-Maker

JUSTIN MARTIN

Athlon Sports Top JUCO Transfers: No. 11 DB
Sporting News Top JUCO Players Moving On

KAHLIL MCKENZIE

Lindy's Impact True Freshman: No. 4 DT

LaDARRELL McNEIL

Phil Steele Preseason Third Team All-SEC

MARQUEZ NORTH

Athlon Sports Preseason Third Team All-SEC
Phil Steele Preseason Third Team All-SEC

VON PEARSON

Reese's Senior Bowl Watch List

BRIAN RANDOLPH

Athlon Sports Preseason Second Team All-SEC
Lindy's Preseason Second Team All-SEC

JALEN REEVES-MAYBIN

Lindy's Preseason Second Team All-SEC
Lindy's Top Outside Linebackers: No. 13
Phil Steele Preseason Fourth Team All-SEC

CAMERON SUTTON

Chuck Bednarik Award Watch List
Preseason Coaches All-SEC Second Team
Preseason Media All-SEC Second Team
Athlon Sports Preseason Second Team All-SEC
Lindy's Preseason First Team All-SEC
Lindy's Top Cornerbacks: No. 6
Phil Steele Preseason Third Team All-SEC
Sporting News Preseason Second Team All-American
Sporting News Preseason First Team All-SEC

SHY TUTTLE

Lindy's Impact True Freshman: No. 5 DT

COMING SOON TO A CITY NEAR YOU...

SEPTEMBER 10, 2016:

BATTLE AT BRISTOL

As announced on Oct. 14 2013, Tennessee will play Virginia Tech at Bristol Motor Speedway in Bristol, Tenn. With a capacity of 150,000-plus, the game featuring the Vols and Hokies could set the college football attendance record (currently 115,109 at Michigan Stadium, Michigan vs. Notre Dame on Sept. 7, 2013).



SEPTEMBER 4, 2017:

ATLANTA



As announced on July 20, 2015, Tennessee and Georgia Tech will open the 2017 college football season with the Chick-fil-A Kickoff Game at the new Mercedes-Benz Stadium in Atlanta, Ga. This game will mark the first time in 30 years between the Vols and Yellow Jackets.

SEPTEMBER 1, 2018:

CHARLOTTE

The Charlotte Sports Foundation announced July 22, 2014 that UT will open the 2018 season against West Virginia at Bank of America Stadium in Charlotte, N.C. This will be the initial game between the schools on the gridiron and UT's first-ever game in Charlotte.



HEAD COACH BUTCH JONES



THIRD SEASON AT TENNESSEE | @UTCOACHJONES

The University of Tennessee announced on Dec. 7, 2012 the hiring of Butch Jones as the 24th head football coach of the Vols. Jones owns a 69-44 record (.611) in nine seasons as a head coach, and his teams have earned bowl appearances in six of his first eight seasons as a head coach. Jones is 41-26 (.612) in conference play and 58-5 when leading at halftime and 58-6 when leading after three quarters. Jones joined UT from the University of Cincinnati, where he finished with a 23-14 record (.657) in three seasons with the Bearcats.

Tennessee finished its second season under Jones with a 7-6 record that included a 45-28 win over Iowa in the TaxSlayer Bowl in Jacksonville which marked the first January bowl game for UT since the 2007 season. The Vols opened the 2014 season by playing 21 true freshmen in a 38-7 win over Utah State, the most true freshmen to play in a season opener in UT history. Overall, Tennessee led the nation overall last season with 23 true freshman playing in 2014, with 12 true freshmen starting games for the Vols during the season.

Jones and his staff have been relentless on the recruiting trail since arriving in Knoxville. In February 2014, Tennessee signed a consensus top 10 recruiting class that was ranked as high as top five by most media outlets. Jones has prioritized the state of Tennessee in his recruiting efforts, and the 2014 class featured the overwhelming majority of the top talent in the state of Tennessee signing with the Vols, including Freshman All-American and All-SEC performer Derek Barnett, a multitude of Freshman All-SEC players (Barnett, Todd Kelly, Jr., Jashon Robertson), and team's leading rusher in 2014, Jalen Hurd.

The 2015 recruiting class was once again ranked in the Top 5, by most services giving the Vols back-to-back Top 5 recruiting classes for the first time in school history. Ten of those recruits arrived early in Knoxville in January 2015.

A staple of Jones' programs has been success in the classroom, and the UT program has also made great strides academically during his tenure. The program has posted the highest team GPAs in program history during Jones' tenure, including a record 2.85 in Spring in 2015 and previous record mark of 2.77 GPA in the Fall of 2014.

The program has also increased its cumulative GPA in each of the last six semesters. Additionally, the Tennessee program also posted the best APR scores in program history in each of his first two semesters as head coach, including a perfect 1000 score in Spring 2013 and no eligibility points lost in either semester.

Graduation is a top priority for Jones, as 14 of 18 seniors on the 2014 team received their degrees prior to the TaxSlayer Bowl, with the other four on track to do so by either May or August 2015. A total of 21 of 24 seniors from the 2013 team have graduated, with two in the NFL and on track to do so through the RAC (Renewing Academic Commitment) program and the other having graduated from the Knoxville Police Academy.

In his first season on Rocky Top, the Vols defeated No. 11/9 South Carolina, the first win for UT over a ranked opponent since 2009. The win over the Gamecocks in 2014, when the Vols trailed by 14 with less than two minutes remaining, marked the biggest comeback in school history that late in a game. Also in 2014, the 95 combined points against South Carolina (45) and Kentucky (50) are the most for Tennessee in consecutive games since 2003, while the 50 points and the 34-point margin of victory over Kentucky (50-16) are the most for UT since 2010.

Jones was also the head coach for three years at Central Michigan (27-13, .675, from 2007-09). He has won at least eight games in five of his six years as a head coach, including

three seasons of nine-plus wins in the last four years (2009, 2011, 2012). Jones also has won 10 or more games twice, finishing 11-2 at CMU in 2009 and posting a 10-3 record and top 25 final national ranking with Cincinnati in 2011. Jones has also finished the season ranked in the top 25 in three of the last four seasons (2009 with CMU and 2011-12 at Cincinnati).

Jones has won four conference championships in his seven seasons as a head coach, including the Big East title in 2011 and 2012 with Cincinnati and the 2007 and 2009 Mid-American Conference titles at Central Michigan. He earned Big East Conference Coach of the Year honors after his 10-win season with the Bearcats in 2011 and earned the same honor from CBSSports.com in 2012, a year in which his squad captured its second consecutive bowl victory while also finishing with a top 25 ranking. UC finished the regular season 9-3 with a 5-2 league record to share the Big East crown.

In 2011, Cincinnati was the only program nationally to win both its conference title and its league top academic honor, earning the 2010-11 Big East Team Academic Excellence Award. Also that same year, JK Schaffer of the Bearcats named the 2011 American Eagle Outfitters Big East Football Scholar-Athlete of the Year, the second consecutive UC player to earn that honor (John Goebel in 2010).

The 2011 UC team that finished 10-3 improved six wins from the 4-8 finish in 2010, making the Bearcats the most improved team from a BCS conference in the nation that season. Cincinnati also recorded its first bowl win over a BCS opponent, defeating Vanderbilt 31-24 in the Liberty Bowl.

Cincinnati placed eight players on the All-Big East Conference team from 2011-12, including Big East Offensive Player of the Year Isaiah Pead and Big East Co-Defensive Player of the Year Derek Wolfe in 2011. Pead closed out his UC career with consecutive 1,000-yard seasons, the first time a Bearcat back has accomplished that in almost 25 years.

Before accepting the head coaching position at Cincinnati, Jones's 27-13 record at Central Michigan included a pair of MAC titles, three consecutive bowl appearances, and a No. 23 postseason ranking in 2009. The Chippewas were 22-3 in the MAC during his tenure, and he was the only head coach to lead the program to consecutive bowl games as well as the first in the history of the MAC to do so in his first three seasons.

In addition to coaching Pittsburgh Steelers Pro Bowl receiver Antonio Brown at Central Michigan, one of Jones' players while coaching the Chippewas, offensive lineman Eric Fisher, was drafted No. 1 overall in the 2013 NFL Draft by the Kansas City Chiefs. Jones recruited Fisher to join the CMU 2009 where he went on to a decorated career. Joining Fisher in Kansas City was another Jones product, Travis Kelce who was selected in the third round after playing at Cincinnati.

Jones was the wide receivers coach at West Virginia from 2005-06 before he moved to Central Michigan, during which time the Mountaineers went a combined 22-3 and the 2005 squad defeated Georgia in the Sugar Bowl. He served as an assistant at Central Michigan for seven years from 1998-2004, as offensive coordinator (2002-04), running backs coach (1999-2004), and as tight ends coach (1998). Jones was also the offensive coordinator at Ferris State from 1995-97 and at Wilkes University from 1993-94 and also served as an assistant at Rutgers from 1990-92.

Jones is a 1990 graduate of Ferris State University in Michigan, where he was a two-year letterman in football. His original entry into the coaching ranks was as an intern with the Tampa Bay Buccaneers from 1987-89.

Jones and his wife, Barb, are the parents of three sons: Alex (18), Adam (14), and Andrew (8). Alex joined the team as a kicker in 2015.

CAREER NOTES

COACHING CAREER

Year	School	Position
1987-89	Tampa Bay (NFL)	Intern
1990-92	Rutgers	Graduate Assistant
1993-94	Wilkes Univ.	Offensive Coordinator
1995	Ferris State	Running Backs
1996-97	Ferris State	Offensive Coordinator
1998	Central Michigan	Tight Ends
1999	Central Michigan	Wide Receivers
2000	Central Michigan	Running Backs
2001-03	Central Michigan	Offensive Coordinator
2004	Central Michigan	Running Backs
2005-06	West Virginia	Wide Receivers
2007-09	Central Michigan	Head Coach
2010-12	Cincinnati	Head Coach
2013-	Tennessee	Head Coach

HEAD COACHING RECORD

Year	Team	Record	Final Rank	Conference
			AP/Coaches	
2007	Central Michigan	8-6	-/-	6-1 (1st)
2008	Central Michigan	8-5	-/-	6-2 (1-2nd)
2009	Central Michigan	11-2	23/24	8-0 (1st)
2010	Cincinnati	4-8	-/-	2-5 (7th)
2011	Cincinnati	10-3	25/21	5-2 (1-1st)
2012	Cincinnati	9-3	RV/22	5-2 (1-1st)
2013	Tennessee	5-7	-/-	2-6 (6th)
2014	Tennessee	7-6	-/-	3-5 (4th)
2015	Tennessee	7-4		4-3
TOTALS	9 seasons	69-44		41-26
				4 Conf. Championships



WHAT THEY'RE SAYING...

"Coach Butch Jones is a man that not only has the football acumen to bring Tennessee back to its rightful place in the SEC, and College Football world, he's a man that will connect with the "Volunteer Nation," and "Big Orange Country."

- **Charles Davis, Former Tennessee defensive back and current FOX NFL analyst**

"Without a doubt, Tennessee hired a quality football coach in Butch Jones, but more importantly, it hired an even even better man to run its program. He brings a passion and relentless desire for success that will most certainly lead to great things both on and off the field."

- **Brian Kelly, Notre Dame head coach, former Cincinnati and Central Michigan head coach**

"I have been told by people for years that Butch Jones is a rising coach and a star in this business. I did my due diligence and got to know Butch to a degree. I feel that Butch is a star and someone who can coach at any level including the SEC. With the resources at Tennessee he will soar as a coach and will have athletic directors at other schools saying 'why didn't we hire Butch Jones.' Butch is also a man of integrity and runs the program with integrity. He is an excellent recruiter and it is not a cliché to say that he will turn his players into men and men with integrity."

- **Chris Mortensen, ESPN Senior NFL Analyst**

COACH JONES: BY THE NUMBERS

	'14	'15	UT	Career
Overall	7-6	7-4	19-17	69-44
Home	4-3	4-2	12-8	38-17
Road	2-3	2-2	5-9	26-25
Neutral Site	1-0	1-0	2-0	5-2
August	1-0	--	2-0	3-0
September	1-2	2-2	5-6	19-16
October	1-3	2-2	4-7	21-13
November	3-1	3-0	7-4	20-12
December/January	1-0	--	1-0	6-3
In Bowl Games	1-0	--	1-0	2-2
vs. Above .500 (time of game)	2-6	2-3	7-16	21-38
vs. Below or At .500 (time of game)	5-0	5-1	12-1	46-5

Conference Record...	'14	'15	UT	Career
Overall	3-5	4-3	9-14	41-26
at home	1-3	2-1	4-7	19-13
on the road	2-2	2-2	5-7	22-12

Non-Conference Record...	'14	'15	UT	Career
Overall	4-1	3-1	10-2	28-18
at home	3-0	2-1	8-1	19-3
on the road	0-1	--	0-2	3-13
neutral site	1-0	1-0	2-0	6-2

vs. Ranked Opponents...	'14	'15	UT	Career
Overall	0-5	1-2	2-13	3-17
vs. Top 5	0-3	--	0-5	0-6
at home	0-2	1-1	2-5	2-7
on the road	0-3	0-1	0-8	0-10
neutral site	0-0	--	0-0	1-0

Record in Games...	'14	'15	UT	Career
decided by 14 points or more	4-3	3-0	9-8	34-20
decided by 7 pts or less	2-2	2-4	5-8	18-19
decided by 4 pts or less	1-2	1-2	3-6	14-13
away during the day	1-1	0-2	1-6	17-16
away at night	1-2	1-0	3-3	8-9
home during the day	3-1	3-0	9-3	24-9
home at night	1-2	1-2	3-5	14-8
neutral site during the day	1-0	1-0	1-0	4-0
neutral site at night	0-0	--	1-0	1-2

Record When Scoring...	'14	'15	UT	Career
less than 14 points	0-3	--	0-6	0-14
less than 21 points	0-4	1-2	1-9	3-24
21+ points	7-2	6-2	18-6	66-19
30+ points	6-1	4-0	13-2	50-7
35+ Points	5-0	4-0	11-0	38-3
Defensive Touchdown	1-0	--	2-2	9-2
Special Teams Touchdown	1-0	2-1	4-1	8-2

Record When Allowing...	'14	'15	UT	Career
less than 14 points	2-1	3-0	6-1	24-2
less than 21 points	5-1	3-1	11-3	36-6
21+ points	2-5	4-3	8-14	33-38
30+ points	1-4	2-1	3-11	13-30
35+ Points	1-1	--	1-4	3-16
Defensive Touchdown	0-2	2-0	2-3	5-8
Special Teams Touchdown	0-0	1-0	1-1	1-3

Record When...	'14	'15	UT	Career
leading after the 1st quarter	6-2	5-2	16-5	50-9
trailing after the 1st quarter	0-3	1-0	1-8	12-24
tied after the 1st quarter	1-1	1-2	2-4	7-11
leading at halftime	7-1	6-2	18-3	58-5
trailing at halftime	0-4	1-0	0-10	10-31
tied at halftime	0-1	0-2	0-4	2-8
halftime lead/deficit within 4 pts.	1-3	0-2	0-6	20-15
leading after the 3rd quarter	6-1	6-2	16-4	58-6
trailing after the 3rd quarter	1-5	0-2	2-12	8-35
tied after the 3rd quarter	0-0	1-0	1-1	4-3
3rd Qtr. lead/deficit +/- 4 pts.	0-2	1-2	2-5	12-9
tied after the 4th quarter/OT	1-0	1-1	1-2	2-3
Turnover Margin Even	2-3	1-2	4-5	16-11
Turnover Margin +1 or better	5-0	3-1	11-3	37-7
Turnover Margin +2 or better	3-0	2-0	7-0	20-3
Turnover Margin +3 or better	1-0	1-0	3-0	10-1
Turnover Margin +4 or better	0-0	--	1-0	7-0
Turnover Margin -1 or worse	0-3	3-1	4-8	16-25
Turnover Margin -2 or worse	0-2	1-0	1-3	4-12
Turnover Margin -3 or worse	0-1	--	0-3	2-7
Turnover Margin -4 or worse	0-1	--	0-2	1-3

Record With...	'14	'15	UT	Career
less than 300 yards total off.	1-3	0-1	1-7	2-15
300+ yards total offense	6-3	6-3	17-10	66-29
400+ yards total offense	4-1	6-1	13-3	45-13
500+ yards total offense	2-0	2-0	4-0	18-2
600+ yards total offense	1-0	1-0	2-0	5-0
less than 100 yards rushing	0-3	--	0-5	5-16
100+ yards rushing	7-3	7-4	19-12	65-27
150+ yards rushing	5-1	7-1	16-6	53-13
200+ yards rushing	3-0	6-1	13-2	36-4
250+ yards rushing	2-0	1-1	6-1	19-2
less than 200 yards passing	2-1	2-3	8-9	21-14
200-300 yards passing	4-5	5-1	10-8	33-21
less than 300 yards passing	6-6	5-3	16-16	50-37
300+ yards passing	1-0	1-0	2-0	17-6
350+ yards passing	0-0	--	0-0	10-3
400+ yards passing	0-0	--	0-0	1-1
450+ yards passing	0-0	--	0-0	1-1

Record When Allowing...	'14	'15	UT	Career
less than 200 total yards	0-0	1-0	1-0	3-0
less than 300 total yards	4-1	3-0	8-2	23-4
less than 400 total yards	5-2	5-3	15-7	52-14
400 yards+ total offense	2-4	2-1	4-10	17-30
less than 100 yards rushing	1-0	2-0	4-1	24-7
100+ yards rushing	6-6	5-4	15-16	45-37
less than 200 yards passing	6-2	4-1	11-8	23-16
less than 250 yards passing	6-4	5-3	15-11	43-22
less than 300 yards passing	6-5	6-4	17-15	53-32
300+ yards passing	1-1	1-0	2-2	16-12

2015 COACHING STAFF

(PB) - Press Box; (S) - Sideline



MIKE DEBORD
Offensive Coordinator/
Quarterbacks (PB)



JOHN JANCEK
Defensive Coordinator
(S)



STEVE STRIPLING
Assoc. Head Coach/
Defensive Line (S)



WILLIE MARTINEZ
Asst. Head Coach -
Def. / Def. Backs (PB)



ZACH AZZANNI
Wide Receivers/
Passing Game Coord. (S)



MARK ELDER
Tight Ends/Special
Teams Coord. (PB)



ROBERT GILLESPIE
Running Backs/
Recruiting Coord. (S)



DON MAHONEY
Offensive Line (S)



TOMMY THIGPEN
Linebackers (S)



DAVE LAWSON
Director of Strength
& Conditioning (S)

Derek Day, Defensive Graduate Assistant
Merci Falaise, Offensive Graduate Assistant
Chase Gibson, Defensive Quality Control Assistant
Kevin Koger, Offensive Quality Control Assistant
Greg Meyer, Special Teams Quality Control Assistant
Nick Sheridan, Offensive Graduate Assistant
Stephen Smith, Defensive Quality Control Assistant
Tommy Zagorski, Offensive Quality Control Assistant

COACHING NOTES

WINS WHEN ...

- Teams coached by Jones are 58-5 when leading at halftime, 50-9 when leading after the first quarter, and 58-6 when leading after the third quarter.

Winning Pct. When Leading At Half, Since '07

Head Coach*	Winning Pct. Since '07 w/ Lead at Half
Jim Mora	(32-1) .970
Kyle Whittingham	(58-2) .967
Urban Meyer	(75-3) .962
Dan Mullen	(47-2) .959
Bill Snyder	(43-2) .956
Doc Holliday	(38-2) .950
Chris Petersen	(86-5) .945
Mike Gundy	(64-4) .941
Dave Doeren	(32-2) .941
Mark Hudspeth	(32-2) .941
Nick Saban	(92-6) .939
Bob Stoops	(80-6) .930
David Balliff	(39-3) .929
BUTCH JONES	(58-5) .921
Les Miles	(69-6) .920

*-Minimum 30 games

Most Wins in Games Within 4 Pts. at Half, 2007-15

Head Coach*	Most Wins, Game Within 4 pts. at Half
Frank Beamer	25
Kyle Whittingham	24
Troy Calhoun/Ken Niumatalolo	23
Bronco Mendenhall/Les Miles	22
Mark Dantonio	21
BUTCH JONES	20
Paul Johnson/Todd Graham/Brian Kelly	

TURNOVER TICKER

- The Vols have forced a turnover in 24 of their last 28 games and have forced multiple turnovers in 18 of their last 33. Since 2011, Jones-coached teams are tied for 12th nationally in turnovers forced.

Turnover-Related Ranks Among FBS Coaches, '11-15

Category	Total/Jones National Rank Since '11
Points Off Turnovers/Game	6.48 (15th)
Turnover Margin/Game	+0.42 (19th)
Total Turnovers Forced	124 (T-10th)

- UT has forced 63 turnovers under Jones (since 2013), 5th in the SEC during that time frame.

NEYLAND STADIUM | SHIELDS-WATKINS FIELD

CAPACITY: **102,455****453-123-17** OVERALL RECORD IN 94 YEARS AT NEYLAND STADIUM

THE BEST GETS BETTER

The Home of the Vols got a makeover in 2010, transforming one of college football's meccas into an aesthetic masterpiece. The concrete walls that used to hold up the west side were replaced with brick. Below the press box, six new panels display some of the finest to ever don the Orange and White-- **Al Wilson, Gen. Robert R. Neyland, Reggie White, Peyton Manning, Johnny Majors** and **Doug Atkins**.

Most noticeable from the outside are the approximately **700,000 bricks** that totally transformed the look of the stadium's north and west sides. Standing in the middle of that transformation is the Gate 21 plaza area.

Adjacent to the Gate 21 plaza is another change, the new amphitheater at the corner of Phillip Fulmer Way and Andy Holt Avenue. The Vol Network's Kickoff Call-In Show takes place there, sporting spiffy new digs after spending years on a make-shift platform in front of a worn down hillside.

Just inside Gate 21, the Tennessee Official Team Shop is open for business six days a week under management of the UT Bookstore.

20 STRAIGHT YEARS WITH 100,000+

With a sellout vs. Oklahoma on Sept. 12, Tennessee has had at least one home crowd of 100,000-plus in each of the last 20 seasons, including sellouts against Alabama, Florida and Utah State in 2014. Only Michigan has a longer streak dating back to 1975.

TOP 10 ATTENDANCE

Tennessee ranks fifth in the nation with a home attendance average of 100,960. The Vols have drawn 100,000-plus fans in five games in 2015, marking the first time since 2007, UT had that many 100K crowds.

■ 2015 Average Home Attendance Leaders

1. Michigan	109,891	4. Alabama	101,112
2. Ohio State	107,244	5. Tennessee	100,960
3. Texas A&M	103,622	6. Penn State	99,799

■ 2015 Total Home Attendance Leaders

1. Ohio State	750,705	5. Michigan	659,345
2. Texas A&M	725,354	6. Georgia	649,222
3. Alabama	707,786	7. Tennessee	605,761
4. Penn State	698,590	8. Clemson	572,258

ATTENDANCE SURGES

With an average attendance of 99,754 in 2014, Tennessee posted its highest average attendance at home since 2010 (99,781). Since 2012 (89,965), the average attendance at Neyland Stadium has increased by nearly 10,000.

Tennessee's 100,960 average in 2015 is the highest since 2007, which was 103,918.

THE GENERAL

THE PROVERBIAL YARDSTICK

One of the greatest coaches in the history of the game of football, **Gen. Robert Reese Neyland** is still, and will most likely always be, the yardstick by which all Tennessee football coaches are measured. For 21 years, he led the Big Orange to win after win and championship after championship. His 173 wins, seven conference titles and four national championships set the bar at one of the nation's finest football institutions.

According to UT legend **Gus Manning**, no one summed up Neyland and his coaching ability better than **Wallace Wade**: "He could take his and beat yours or take yours and beat his." -- Wallace Wade, Alabama and Duke head coach and Neyland rival.

NEYLAND'S MAXIMS OF FOOTBALL

1. The team that makes the fewest mistakes will win.
2. Play for and make the breaks and when one comes your way -- SCORE.
3. If at first the game or the breaks go against you, don't let up -- put on more steam.
4. Protect our kickers, our QB, our lead and our ball game.
5. Ball, oskie, cover, block, cut and slice, pursue and gang tackle -- for this is the WINNING EDGE.
6. Press the kicking game. Here is where the breaks are made.
7. Carry the fight to our opponent and keep it there for 60 minutes.

WINNING AT HOME

1. Baylor: McLane Stadium (2014)	12-1	.923
2. Marshall: Joan C. Edwards Stadium (1991)	148-26	.851
3. Ga. Southern: Paulson Stadium (1984)	185-33	.849
4. Boise State: Albertsons Stadium (1970)	248-53	.824
5. Alabama: Bryant-Denny Stadium (1929)	245-53-3	.819
6. Oklahoma: Oklahoma Memorial Stadium (1923)	380-84-15	.809
7. Ohio State: Ohio Stadium (1922)	423-111-20	.796
8. Auburn: Jordan-Hare Stadium (1939)	306-78-7	.792
9. Penn State: Beaver Stadium (1960)	271-72	.790
10. Tennessee: Neyland Stadium (1921)	453-123-17	.778

LARGEST CFB STADIUMS

1. Michigan Stadium (Michigan)	107,601
2. Beaver Stadium (Penn State)	106,572
3. Ohio Stadium (Ohio State)	104,944
4. Kyle Field (Texas A&M)	102,733
5. Neyland Stadium (Tennessee)	102,455
6. Tiger Stadium (LSU)	102,321
7. Bryant-Denny Stadium (Alabama)	101,821
8. Darrell K. Royal Mem. Stadium (Texas)	100,119
9. Los Angeles Memorial Coliseum (USC)	93,607
10. Sanford Stadium (Georgia)	92,746

WHAT THEY'RE SAYING...

"The big games I played in Neyland Stadium are right up there with the Super Bowl. It is still one of the most electric atmospheres I have ever experienced, and the passion of the fans is what makes the difference."

Peyton Manning, Former Vol and Denver Broncos QB

"It is a remarkable experience. It starts with the Vol Walk down to the stadium, and the energy just builds and builds until you run through the 'T' for kickoff."

- Jerod Mayo, Former Vol and Patriots LB

"Don't know if it is the stadium on the water, a bright orange I can even see or the 100,000+ die-hard fans but Tennessee is definitely one of my top-5 spots in college football. Neyland and Tennessee, you far exceeded my expectations."

- Brock Huard, ESPN/SEC Network game analyst

"I've been to LSU, Florida State and Texas and almost every place that could be considered one of the toughest places to play. But we went down to Knoxville for a night game, and that Tennessee crowd was the most impressive that I have ever faced. Neyland Stadium was just electric."

- Bob Davie, ESPN game analyst and former Notre Dame head coach

"It's static noise. You can't hear anything. You go up and down the line -- your wide receivers, your running backs, your tight ends -- nobody can hear. Nobody."

- Nate Longshore, Former Cal quarterback (2006)

"It's got to be Tennessee! That night in that stadium with the orange and Rocky Top -- that's my favorite!"

- Lee Corso, ESPN College Football Analyst

DEPTH CHARTS


TENNESSEE VOLUNTEERS
 DEPTH CHART

OFFENSE

TE	82	Ethan Wolf	6-6	245	So.
	48	Alex Ellis	6-5	240	R-Sr.
LT	77	Kyler Kerbyson	6-4	318	R-Sr.
	76	Chance Hall	6-4	318	Fr.
	74	Dontavious Blair	6-7	294	R-Jr.
LG	75	Jashon Robertson	6-3	315	So.
	57	Mack Crowder	6-2	293	R-Sr.
	71	Dylan Wiesman	6-4	304	Jr.
C	55	Coleman Thomas	6-5	301	So.
	57	Mack Crowder	6-2	293	R-Sr.
	64	Ray Raulerson	6-4	287	R-Fr.
RG	71	Dylan Wiesman	6-4	304	Jr.
	66	Jack Jones	6-4	307	Fr.
RT	76	Chance Hall	6-4	318	Fr.
	63	Brett Kendrick	6-6	318	R-So.
	55	Coleman Thomas	6-5	301	So.
WR	3	Josh Malone	6-3	197	So.
	81	Johnathon Johnson	5-8	184	Sr.
WR	9	Von Pearson	6-0	183	Sr.
	15	Jauan Jennings	6-3	201	Fr.
WR	25	Josh Smith	6-1	216	R-So.
	8	Marquez North	6-3	229	Jr.
	7	Preston Williams	6-4	209	Fr.
QB	11	Joshua Dobbs	6-3	207	Jr.
	12	Quinten Dormady	6-4	216	Fr.
TB	1	Jalen Hurd	6-4	240	So.
	6	Alvin Kamara	5-10	215	R-So.

DEFENSE

LE	50	Corey Vereen	6-2	249	Jr.	OR
	4	LaTroy Lewis	6-4	256	R-Jr.	
DT	39	Kendal Vickers	6-3	286	R-So.	
	95	Danny O'Brien	6-2	301	J-Jr.	
DT	58	Owen Williams	6-0	297	R-Sr.	
	1	Kahlil McKenzie	6-3	344	Fr.	
RE	9	Derek Barnett	6-3	257	So.	
	40	Dimarya Mixon	6-4	259	So.	
	42	Chris Weatherd	6-2	226	Sr.	
WLB	21	Jalen Reeves-Maybin	6-0	225	Jr.	
	20	Cortez McDowell	6-0	240	So.	
MLB	34	Darrin Kirkland Jr.	6-1	224	Fr.	
	53	Colton Jumper	6-2	224	So.	
SLB	11	Austin Smith	6-3	236	Fr.	
	51	Kenny Bynum	6-1	227	R-Jr.	
LCB	7	Cameron Sutton	5-11	186	Jr.	
	13	Malik Foreman	5-10	178	Jr.	
RCB	8	Justin Martin	6-1	183	So.	
	12	Emmanuel Moseley	5-11	179	So.	
SS	33	LaDarrell McNeil	6-1	209	Sr.	
	6	Todd Kelly Jr.	5-11	208	So.	
FS	37	Brian Randolph	6-0	200	R-Sr.	
	29	Evan Berry	5-11	207	So.	
NK	13	Malik Foreman	5-10	178	Jr.	
	3	Micah Abernathy	6-1	193	Fr.	

SPECIALISTS

PK	25	Aaron Medley	6-2	189	So.	
	97	George Bullock	6-1	213	R-Jr.	
P	93	Trevor Daniel	6-1	248	R-So.	OR
	31	Nate Renfro	6-1	205	R-Sr.	
	27	Tommy Townsend	6-1	195	Fr.	
KO	25	Aaron Medley	6-2	189	So.	
	97	George Bullock	6-1	213	R-Jr.	
LS	59	Matt Giampapa	6-1	217	R-Sr.	
	46	Riley Lovingood	6-0	209	Fr.	
H	10	Patrick Ashford	6-0	208	R-Sr.	

RETURNERS

KR	29	Evan Berry	5-11	207	So.	
	13	Malik Foreman	5-10	178	Jr.	
PR	7	Cameron Sutton	5-11	186	Jr.	
	6	Alvin Kamara	5-10	215	R-So.	


VANDERBILT COMMODORES
 DEPTH CHART

OFFENSE

TE	81	Steven Scheu	6-5	245	Sr.	
	83	Nathan Marcus	6-5	240	R-So.	
	89	Sean Dowling	6-5	270	R-So.	
OT	74	Will Holden	6-7	312	R-Jr.	
	75	Bailey Granier	6-6	315	R-Fr.	
OG	53	Jake Bernstein	6-4	310	Sr.	
	64	Delando Crooks	6-5	315	R-So.	
C	77	Spencer Pulley	6-4	300	Sr.	
	60	Cole Hardin	6-4	300	R-Fr.	
OG	56	Barrett Gouger	6-4	308	R-Jr.	OR
	61	Bruno Reagan	6-3	315	R-Fr.	
OT	75	Bailey Granier	6-6	315	R-Fr.	OR
	66	Blake Fromang	6-7	305	R-Jr.	
WR	9	Caleb Scott	6-1	195	So.	
	82	Kris Kentera	6-4	218	Sr.	
	8	Ronald Monroe	6-3	200	R-Fr.	
WR	10	Trent Sherfield	6-0	200	So.	
	86	Latevius Rayford	6-1	198	Jr.	
	36	Trey Ellis	5-9	168	So.	
QB	14	Kyle Shurmur	6-4	225	Fr.	
	2	Johnny McCrary	6-4	220	R-So.	
	12	Wade Freebeck	6-5	226	So.	
RB	7	Ralph Webb	5-10	202	R-So.	
	28	Dallas Rivers	6-1	224	So.	
	6	Darrius Sims	5-9	188	Jr.	
	22	Josh Crawford	5-10	200	Fr.	
FB	28	Dallas Rivers	6-1	224	So.	
	42	Ladarius Banks	6-2	255	R-Jr.	

DEFENSE

DE	94	Torey Agee	6-4	284	R-Jr.	OR
	69	Adam Butler	6-5	305	R-Jr.	
DT	77	Nifae Lealao	6-5	315	So.	OR
	74	Jay Woods	6-3	285	R-So.	
DE	55	Caleb Azubike	6-4	265	Sr.	OR
	49	Jonathan Wynn	6-5	260	R-So.	
	34	Dare Odeyingbo	6-2	255	Fr.	
OLB	99	Landon Stokes	6-4	240	R-So.	OR
	44	Nehemiah Mitchell	6-4	260	Jr.	
ILB	35	Darreon Herring	6-2	230	Sr.	
	40	Ja'karri Thomas	6-1	230	R-Jr.	
ILB	41	Zach Cunningham	6-4	230	R-So.	
	23	Khari Blasingame	6-1	228	R-Fr.	
OLB	45	Stephen Weatherly	6-5	250	R-Jr.	
	25	Josh Smith	6-3	236	Fr.	
CB	5	Torren McGaster	6-0	200	R-Jr.	
	3	Taurean Ferguson	5-9	185	R-So.	
	30	Bryce Lewis	6-0	180	R-Fr.	
CB	31	Tre Herndon	6-0	185	So.	
	13	LaDarius Wiley	6-1	205	R-Fr.	
	4	Tre Bell	5-11	178	R-So.	
SS	32	Andrew Williamson	6-1	212	Sr.	
	14	Ryan White	5-9	190	R-So.	
FS	20	Oren Burks	6-3	215	R-So.	
	27	Jahmel McIntosh	6-1	202	Sr.	
NK	2	Arnold Tarpley	6-0	202	So.	OR
	7	Emmanuel Smith	6-2	218	So.	OR
	21	Donovan Sheffield	5-11	182	Fr.	

SPECIALISTS

PK	93	Hayden Lekacz	6-0	192	So.	
	17	Tommy Openshaw	6-2	185	R-So.	OR
P	17	Tommy Openshaw	6-2	185	R-So.	
	16	Colby Cooke	6-3	220	R-Jr.	
KO	93	Hayden Lekacz	6-0	192	So.	
LS	48	Jacon Schultz	6-4	235	Jr.	
H	82	Kris Kentera	6-4	218	Sr.	

RETURNERS

KR	6	Darrius Sims	5-9	188	Jr.	
	28	Dallas Rivers	6-1	224	So.	
PR	14	Ryan White	5-10	190	R-So.	OR
	6	Darrius Sims	5-9	188	Jr.	

NUMERICAL ROSTER

No.	Name	Pos.	Ht.	Wt.	Cl.	Hometown (High School/Previous School)
1	Jalen Hurd	RB	6-4	240	SO	Hendersonville, Tenn./Beech Senior
1	Kahlil McKenzie	DL	6-3	344	FR	Walnut Creek, Calif./Clayton Valley Charter School
2	Shy Tuttle	DL	6-2	311	FR	Midway, N.C./North Davidson
3	Micah Abernathy	DB	6-0	193	FR	Atlanta, Ga./Greater Atlanta Christian
3	Josh Malone	WR	6-3	197	SO	Gallatin, Tenn./Station Camp
4	John Kelly	RB	5-9	212	FR	Detroit, Mich./Oak Park
4	LaTroy Lewis	DL	6-4	256	RS JR	Akron, Ohio/Archbishop Hoban
5	Ralph David Abernathy IV	RB/WR	5-6	185	RS SR	Atlanta, Ga./Westminster School/Cincinnati
5	Kyle Phillips	DL	6-4	259	FR	Nashville, Tenn./Hillsboro
6	Alvin Kamara	RB	5-10	215	RS SO	Norcross, Ga./Norcross/Alabama/Hutchinson C.C. (Kansas)
6	Todd Kelly Jr.	DB	5-11	208	SO	Knoxville, Tenn./Webb School
7	Rashaan Gauden	DB	6-1	178	SO	Spring Hill, Tenn./Independence
7	Cameron Sutton	DB	5-11	186	JR	Jonesboro, Ga./Jonesboro
7	Preston Williams	WR	6-4	209	FR	Hampton, Ga./Lovejoy
8	Justin Martin	DB	6-1	183	SO	Antioch, Tenn./Overton/Northeast Oklahoma A&M
8	Marquez North	WR	6-3	229	JR	Charlotte, N.C./Mallard Creek
9	Derek Barnett	DE	6-3	257	SO	Nashville, Tenn./Brentwood Academy
9	Von Pearson	WR	6-0	183	SR	Newport News, Va./Denbigh/Feather River College (Calif.)
10	Patrick Ashford	H	6-0	208	RS SR	Morristown, Tenn./Morristown West/Carson-Newman
10	Vincent Perry	WR	5-10	175	FR	Nashville, Tenn./Hillsboro
11	Joshua Dobbs	QB	6-3	207	JR	Alpharetta, Ga./Alpharetta
11	Austin Smith	LB	6-3	236	FR	Buford, Ga./Buford
12	Quinten Dormady	QB	6-4	216	FR	Boerne, Texas/Boerne
12	Emmanuel Moseley	DB	5-11	179	SO	Greensboro, N.C./Dudley
13	Malik Foreman	DB	5-10	178	JR	Kingsport, Tenn./Dobyns-Bennett
13	Sheriron Jones	QB	6-2	208	FR	Perris, Calif./Rancho Verde
14	Zac Jancek	QB	6-4	214	FR	Knoxville, Tenn./Knoxville Catholic
14	Quart'e Sapp	LB	6-2	214	FR	Alpharetta, Ga./Milton
15	Jauan Jennings	WR	6-3	201	FR	Murfreesboro, Tenn./Blackman
17	Dillon Bates	LB	6-3	228	RS FR	Ponte Vedra Beach, Fla./Ponte Vedra
18	Jason Croom	WR	6-5	246	RS JR	Norcross, Ga./Norcross
19	Darrell Taylor	DL	6-4	230	FR	Waverly, Va./Hopewell
20	Cortez McDowell	LB	6-0	240	SO	Locust Grove, Ga./Locust Grove
21	Jalen Reeves-Maybin	LB	6-0	225	JR	Clarksville, Tenn./Northeast
21	Joe Young	RB	5-11	200	FR	Winnsboro, S.C./Fairfield Central
24	Michael Lacey	WR	5-7	173	FR	Nashville, Tenn./Montgomery Bell Academy
24	Darrell Miller	DB	5-10	178	FR	Cedar Hill, Texas/Cedar Hill
25	Aaron Medley	PK	6-2	189	SO	Lewisburg, Tenn./Marshall County
25	Josh Smith	WR	6-1	216	RS SO	Knoxville, Tenn./Christian Academy of Knoxville
26	Stephen Griffin	DB	6-2	200	FR	Charlotte, N.C./South Mecklenburg
27	Tommy Townsend	P	6-1	195	FR	Orlando, Fla./Boone
28	Will Martinez	WR	5-8	184	SO	Knoxville, Tenn./Knoxville Catholic
28	David Priddy	DB	5-10	170	RS JR	Hendersonville, Tenn./Hendersonville
29	Evan Berry	DB	5-11	207	SO	Fairburn, Ga./Creekside
30	Holden Foster	K	6-0	180	JR	Dickson, Tenn./Dickson County/Sewanee
30	Devin Williams	DB	5-8	184	RS JR	Knoxville, Tenn./Austin-East
31	Nate Renfro	P	6-1	205	RS SR	Brentwood, Tenn./Brentwood Academy/Maryland
33	LaDarrell McNeil	DB	6-1	209	SR	Dallas, Texas/Wilmer-Hutchins
34	Darrin Kirkland Jr.	LB	6-1	224	FR	Indianapolis, Ind./Lawrence Central
35	MaLeik Gatewood	DB	5-10	189	FR	Memphis, Tenn./Memphis University School
36	Gavin Bryant	LB	6-0	238	RS FR	Jackson, Ala./Jackson
37	Brian Randolph	DB	6-0	200	RS SR	Marietta, Ga./Kell
37	Jayson Sparks	RB	5-7	187	RS SO	Loganville, Ga./Grayson
38	Jaye Rochell	WR	6-2	210	RS JR	Norcross, Ga./Wesleyan School
39	Alex Jones	PK	5-5	139	FR	Knoxville, Tenn./Knoxville Catholic
39	Kendal Vickers	DL	6-3	286	RS SO	Havelock, N.C./Havelock
40	Dimarya Mixon	DL	6-4	259	SO	Compton, Calif./West Mesquite (Texas)
41	Elliott Berry	LB	5-11	222	SO	Fairburn, Ga./Creekside
42	Chris Weatherd	DL/LB	6-2	226	SR	Carrollton, Texas/Creekview/Trinity Valley C.C.
43	Laszlo Toser	PK	5-8	181	FR	Ooltewah, Tenn./Ooltewah
44	Jakob Johnson	TE	6-3	240	SO	Stuttgart, Germany/Jean Ribault (Fla.)
46	Max Arnold	DB	5-11	193	RS SR	McKenzie, Tenn./McKenzie
46	Riley Lovingood	LS	6-0	209	FR	Hendersonville, Tenn./Beech Senior
47	Landon Knoll	LB	6-3	217	FR	Nashville, Tenn./Father Ryan
47	Joe Stocstill	TE	6-2	234	RS JR	Lewisburg, Tenn./Cornersville
48	Alex Ellis	TE	6-5	240	RS SR	Delmar, Del./Delmar
48	DaJour Maddox	LB	5-11	210	FR	Stone Mountain, Ga./Druid Hills
50	Venzell Boulware	OL	6-3	306	FR	Union City, Ga./Creekside
50	Corey Vereen	DL	6-2	249	JR	Winter Garden, Fla./West Orange
51	Kenny Bynum	LB	6-1	227	RS JR	Jacksonville, Fla./Raines
51	Drew Richmond	OL	6-5	301	FR	Memphis, Tenn./Memphis University School
52	Andrew Butcher	DL	6-2	257	FR	Alpharetta, Ga./Alpharetta
53	Will Bradshaw	LS	6-4	219	RS SO	Dyersburg, Tenn./Dyersburg
53	Colton Jumper	LB	6-2	224	SO	Lookout Mountain, Tenn./Baylor School/The Hun School (NJ)
55	Quay Picou	DL	6-1	266	FR	Sugar Hill, Ga./Buford

ALPHABETICAL

No.	Name	Pos.
5	Ralph David Abernathy IVRB/WR	WR
3	Micah Abernathy	DB
58	Aaron Adams	OL
46	Max Arnold	DB
10	Patrick Ashford	H
97	Paul Bain	DL
9	Derek Barnett	DE
17	Dillon Bates	LB
41	Elliott Berry	LB
29	Evan Berry	DB
74	Dontavious Blair	OL
83	Cody Blanc	WR
50	Venzell Boulware	OL
53	Will Bradshaw	LS
36	Gavin Bryant	LB
97	George Bullock	PK
52	Andrew Butcher	DL
51	Kenny Bynum	LB
88	Neiko Creamer	TE
18	Jason Croom	WR
57	Mack Crowder	OL
93	Trevor Daniel	P
11	Joshua Dobbs	QB
12	Quinten Dormady	QB
79	Thomas Edwards	OL
48	Alex Ellis	TE
87	Logan Fetzner	WR
90	Charles Folger	DL
13	Malik Foreman	DB
30	Holden Foster	K
35	MaLeik Gatewood	DB
7	Rashaan Gauden	DB
59	Matt Giampapa	LS
26	Stephen Griffin	DB
76	Chance Hall	OL
1	Jalen Hurd	RB
75	Marcus Jackson	OL
14	Zac Jancek	QB
15	Jauan Jennings	WR
44	Jakob Johnson	TE
81	Johnathon Johnson	WR
39	Alex Jones	PK
66	Jack Jones	OL
13	Sheriron Jones	QB
53	Colton Jumper	LB
89	Will Jumper	TE
6	Alvin Kamara	RB
65	Clay Keaton	OL
67	Joe Keeler	OL
4	John Kelly	RB
6	Todd Kelly Jr.	DB
63	Brett Kendrick	OL
77	Kyler Kerbyson	OL
34	Darrin Kirkland Jr.	LB
47	Landon Knoll	LB
24	Michael Lacey	WR
4	LaTroy Lewis	DL
46	Riley Lovingood	LS
48	DaJour Maddox	LB
56	Curt Maggitt	LB/DL
3	Josh Malone	WR
8	Justin Martin	DB
28	Will Martinez	WR
20	Cortez McDowell	LB
1	Kahlil McKenzie	DL
33	LaDarrell McNeil	DB
25	Aaron Medley	PK
24	Darrell Miller	DB
40	Dimarya Mixon	DL
12	Emmanuel Moseley	DB
78	Charles Mosley	OL
8	Marquez North	WR
95	Danny O'Brien	DL
9	Von Pearson	WR
10	Vincent Perry	WR

NUMERICAL ROSTER

55	Coleman Thomas	OL	6-5	301	SO	Max Meadows, Va./Fort Chiswell
56	Curt Maggitt	LB/DL	6-4	252	RS SR	West Palm Beach, Fla./Dwyer
57	Mack Crowder	OL	6-2	293	RS SR	Bristol, Tenn./Tennessee HS
58	Aaron Adams	OL	6-4	290	RS SO	Gray, Tenn./Daniel Boone
58	Owen Williams	DL	6-0	297	RS SR	Macon, Ga./Westside/Butler C.C. (Kan.)
59	Matt Giampapa	LS	6-1	217	RS SR	Jackson, Tenn./Univ. School of Jackson/Michigan State
60	Austin Sanders	OL	6-5	318	RS SO	Cleveland, Tenn./Bradley Central
63	Brett Kendrick	OL	6-6	318	RS SO	Knoxville, Tenn./Christian Academy of Knoxville
64	Ray Raulerson	OL	6-4	287	RS FR	Tampa, Fla./Plant Senior
65	Clay Keaton	OL	6-6	297	FR	Knoxville, Tenn./Grace Christian Academy
66	Jack Jones	OL	6-4	307	FR	Murfreesboro, Tenn./Oakland
67	Joe Keeler	OL	6-6	275	FR	Arden, N.C./Christ School
69	Jonathan Reynolds	OL	6-3	270	RS SO	Smyrna, Tenn./Smyrna
71	Dylan Wiesman	OL	6-4	304	JR	Cincinnati, Ohio/Colerain
74	Dontavius Blair	OL	6-7	294	RS JR	Anniston, Ala./Anniston/Garden City C.C. (Kan.)
75	Marcus Jackson	OL	6-2	316	RS SR	Vero Beach, Fla./Vero Beach
75	Jashon Robertson	OL	6-3	315	SO	Nashville, Tenn./Montgomery Bell Academy
76	Chance Hall	OL	6-4	318	FR	Roanoke, Va./Northside
77	Kyler Kerbyson	OL	6-4	318	RS SR	Knoxville, Tenn./Knoxville Catholic
78	Charles Mosley	OL	6-4	348	RS FR	Brighton, Tenn./Brighton
79	Thomas Edwards	OL	6-4	315	RS SO	Kingsport, Tenn./Dobyns-Bennett
80	Eli Wolf	TE	6-4	216	FR	Minster, Ohio/Minster
81	Johnathon Johnson	WR	5-8	184	SR	Friendswood, Texas/Friendswood/Blinn College
82	Ethan Wolf	TE	6-6	245	SO	Minster, Ohio/Minster
83	Cody Blanc	WR	6-2	206	RS JR	Knoxville, Tenn./Knoxville Central
87	Logan Fetzner	WR	5-9	182	RS SO	Cleveland, Tenn./Bradley Central
88	Neiko Creamer	TE	6-3	233	RS FR	Wilmington, Del./Eastern Christian Academy (Md.)
89	Will Jumper	TE	6-2	206	FR	Lookout Mountain, Tenn./Baylor School
90	Charles Folger	DL	6-4	249	RS JR	Augusta, Ga./Lincoln County
93	Trevor Daniel	P	6-1	248	RS SO	Dickson, Tenn./Dickson County
94	Tyler Stokes	DL	6-1	274	RS FR	Knoxville, Tenn./Fulton
95	Danny O'Brien	DL	6-2	301	RS JR	Flint, Mich./Powers Catholic
97	Paul Bain	DL	6-3	260	RS FR	Powder Springs, Ga./Hillgrove/Tusculum
97	George Bullock	PK	6-1	213	RS JR	Knoxville, Tenn./West

ALPHABETICAL

5	Kyle Phillips	DL
55	Quay Picou	DL
28	David Priddy	DB
37	Brian Randolph	DB
64	Ray Raulerson	OL
21	Jalen Reeves-Maybin	LB
31	Nate Renfro	P
69	Jonathan Reynolds	OL
51	Drew Richmond	OL
75	Jashon Robertson	OL
38	Jaye Rochell	WR
60	Austin Sanders	OL
14	Quart'e Sapp	LB
11	Austin Smith	LB
25	Josh Smith	WR
37	Jayson Sparks	RB
47	Joe Stocstill	TE
94	Tyler Stokes	DL
7	Cameron Sutton	DB
19	Darrell Taylor	DL
55	Coleman Thomas	OL
43	Laszlo Toser	PK
27	Tommy Townsend	P
2	Shy Tuttle	DL
50	Corey Vereen	DL
39	Kendal Vickers	DL
42	Chris Weatherd	DL/LB
71	Dylan Wiesman	OL
30	Devin Williams	DB
58	Owen Williams	DL
7	Preston Williams	WR
80	Eli Wolf	TE
82	Ethan Wolf	TE
21	Joe Young	RB

ANDERSON TRAINING CENTER

Tennessee's brand new, state-of-the-art Anderson Training Center is one of the most modern and functional buildings of its kind.

The 145,000-square foot building includes an amphitheater-style team room, coaches' offices, position meeting rooms, a dining hall, players' lounge, a 7,000-square foot locker room, a 22,000-square foot, multi-level weight room as well as a new training room, hydrotherapy and nutrition area.


The building also features several technological upgrades, including a state-of-the-art video delivery system for players and coaches. The locker room includes roomy, custom-built and ventilated lockers with electrical outlets for charging portable devices like cellphones, iPods and laptops.

Also included in the building is an updated football hall of fame area.

The Anderson Training Center joins the Brenda Lawson Athletic Center and Neyland-Thompson Sports Center. It provides student-athletes direct access to both the 120-yard Robert E. White indoor football field and Haslam Field, Tennessee's two outdoor football practice fields.

The facility is named in honor of the leadership support of the Anderson family, including Charlie and Moll Anderson of Knoxville, Terry and Susan Anderson and Charlie Sr. and Hilda Anderson, both of Florence, Ala. Charlie is a former student-athlete with the Volunteer football program (1974-76) and served as a Board of Trustee member. He and Moll have been leadership donors to athletics for many years and have also impacted multiple areas of campus with their generosity. Terry also played football at UT and his son, Carson, also played for the Vols and graduated in Dec. 2012.

The \$45 million facility was dedicated on April 19, 2013.



► NOTING THE COMMODORES



VANDERBILT STAT LEADERS

RUSHING	G	Att.	Yds.	Avg.	TD	Yds/G
Ralph Webb	11	256	1,003	3.0	5	91.2
Darrius Sims	11	40	231	5.8	0	21.0

PASSING	G	Cmp-Att.	Pct.	Yds.	TD/INT
Johnny McCrary	10	146-267	54.7	1,533	6/12
Kyle Shurmur	4	29-69	42.0	294	2/2

RECEIVING	G	No.	Yds.	Avg.	TD	Yds/G
Trent Sherfield	11	45	574	12.8	2	52.2
Steven Scheu	10	24	218	9.1	0	21.8
Ralph Web	11	24	188	7.8	2	17.1

DEFENSE	G	Solo	Asst	Total	TFL	INT
Zach Cunningham	11	59	34	93	16.5	0
Darreon Herring	11	29	29	58	3.4	0

► INSIDE THE SERIES

VANDERBILT

(74-29-5)

1892	Nashville	L	4-22
1892	Knoxville	L	0-12
1900	Nashville	T	0-0
1901	Nashville	L	0-22
1902	Knoxville	L	5-12
1903	Nashville	L	0-40
1904	Nashville	L	0-22
1905	Knoxville	L	0-45
1908	Nashville	L	9-16
1909	Nashville	L	0-51
1910	Nashville	L	0-18
1913	Nashville	L	6-7
1914	Nashville	W	16-14
1915	Nashville	L	0-35
1916	Knoxville	W	10-6
1919	Nashville	T	3-3
1920	Knoxville	L	0-20
1921	Nashville	L	0-14
1922	Knoxville	L	6-14
1923	Nashville	L	7-51
1925	Nashville	L	7-34
1926	Nashville	L	3-20
1927	Knoxville	T	7-7
1928	Nashville	W	6-0
1929	Knoxville	W	13-0
1930	Nashville	W	13-0
1931	Knoxville	W	21-7
1932	Nashville	T	0-0
1933	Knoxville	W	33-6
1934	Nashville	W	13-6
1935	Knoxville	L	7-13
1936	Nashville	W	26-13
1937	Knoxville	L	7-13
1938	Nashville	W	14-0
1939	Knoxville	W	13-0
1940	Nashville	W	20-0
1941	Knoxville	W	26-7
1942	Nashville	W	19-7
1945	Knoxville	W	45-0
1946	Nashville	W	7-6
1947	Knoxville	W	12-7
1948	Nashville	L	6-28
1949	Knoxville	W	26-20
1950	Nashville	W	43-0
1951	Knoxville	W	35-27
1952	Nashville	W	46-0
1953	Knoxville	W	33-6
1954	Nashville	L	0-26
1955	Knoxville	W	20-14
1956	Nashville	W	27-7
1957	Knoxville	W	20-6
1958	Nashville	W	10-6
1959	Knoxville	L	0-14
1960	Nashville	W	35-0
1961	Knoxville	W	41-7
1962	Nashville	W	30-0
1963	Knoxville	W	14-0
1964	Nashville	L	0-7
1965	Knoxville	W	21-3
1966	Nashville	W	28-0
1967	Knoxville	W	41-14
1968	Nashville	W	10-7

1969	Knoxville	W	40-27
1970	Nashville	W	24-6
1971	Knoxville	W	19-7
1972	Nashville	W	30-10
1973	Knoxville	W	20-17
1974	Nashville	T	21-21
1975	Knoxville	L	14-17
1976	Nashville	W	13-10
1977	Knoxville	W	42-7
1978	Nashville	W	41-15
1979	Knoxville	W	31-10
1980	Nashville	W	51-13
1981	Knoxville	W	38-34
1982	Nashville	L	21-28
1983	Knoxville	W	34-24
1984	Nashville	W	29-13
1985	Knoxville	W	30-0
1986	Nashville	W	35-20
1987	Knoxville	W	38-36
1988	Nashville	W	14-7
1989	Knoxville	W	17-10
1990	Nashville	W	49-20
1991	Knoxville	W	45-0
1992	Nashville	W	29-25
1993	Knoxville	W	62-14
1994	Nashville	W	65-0
1995	Knoxville	W	12-7
1996	Nashville	W	14-7
1997	Knoxville	W	17-10
1998	Nashville	W	41-0
1999	Knoxville	W	38-10
2000	Nashville	W	28-26
2001	Knoxville	W	38-0
2002	Nashville	W	24-0
2003	Knoxville	W	48-0
2004	Nashville	W	38-33
2005	Knoxville	L	24-28
2006	Nashville	W	39-10
2007	Knoxville	W	25-24
2008	Nashville	W	20-10
2009	Knoxville	W	31-16
2010	Nashville	W	24-10
2011	Knoxville (OT)	W	27-21
2012	Nashville	L	18-41
2013	Knoxville	L	10-14
2014	Nashville	W	24-17

► TENNESSEE-VANDY HIGH SCHOOL TEAMMATES

High School (Hometown)	Tennessee	Vanderbilt
Alpharetta (Alpharetta, Ga.)	Joshua Dobbs	Curtis Graves
	Andrew Butcher	
Baylor School (Chattanooga, Tenn.)	Colton Jumper	Barrett Gouger
	Will Jumper	
Hendersonville (Hendersonville, Tenn.)	David Priddy	Joe Townsend
Jonesboro (Jonesboro, Ga.)	Cameron Sutton	Taurean Ferguson
Father Ryan (Nashville, Tenn.)	Landon Knoll	Andrew Rector
Gainesville (Gainesville, Fla.)	Trevarris Saulsberry	Ralph Webb
Montgomery Bell Academy (Nashville, Tenn.)	Michael Lacey	Wilson Johnson
	Jashon Robertson	
Norcross (Norcross, Ga.)	Jason Croom	Jared Pinkney
	Alvin Kamara	
Oakland (Murfreesboro, Tenn.)	Jack Jones	Emmanuel Smith
		Josh Smith

BY THE NUMBERS

at Knoxville: 37-10-1

at Nashville: 37-19-4

Biggest Win: 65 (65-0, 1994)

Biggest Loss: 51 points (51-0, 1909)

Longest Winning Streak: 22 games (1983-2004)

Longest Losing Streak: 9 games (1901-13)

Current Streak: Tennessee 1 game

Largest Margin Overcome To Win: 25 (UT down 28-3, won 38-36 in 1987)

Overtime Games: 1 (Tennessee 27, Vanderbilt 21, 2011)

Most TDs in a Game: 4 by Bob Lund in 1945 & Tony Thompson in 1990

RUSHING

Rushing Yards: 248, Johnny Jones, 1983

100-Yard Rushing Games: 36, last Marlin Lane, 108 in 2012

200-Yard Rushing Games: 4, last Arian Foster, 223 in 2005

Touchdowns: 4, Tony Thompson, 1990 & Bob Lund, 1945

Attempts: 40, Arian Foster, 2005

Longest Rush: 87 Yards, LaMarcus Coker, 2006

Multiple 100-Yard Rushers: 3, James Stewart 145, Aaron Hayden 115 and Mose Phillips 107

RECEIVING

Receiving Yards: 217, Willie Gault, 1981

100-Yard Rec. Games: 12, last Da'Rick Rogers, 2011

Catches: 10, Tim McGee, 1984

Longest Catch: 85 Yards, Clyde Duncan, 1983 & Anthony Hancock, 1979

PASSING

Passing Yards: 319, Steve Alatorre, 1981

300-Yard Pass Games: 1, Steve Alatorre, 1981

Longest Pass: 85 Yards Alan Cockrell to Clyde Duncan, 1983 & Jimmy Streater to Anthony Hancock, 1979

2015 SCHEDULE

Date	Opponent	Time/Result
Sept. 3	vs. Western Kentucky	L, 14-12
Sept. 12	vs. Georgia*	L, 31-14
Sept. 19	vs. Austin Peay	W, 47-7
Sept. 26	at Ole Miss*	L, 27-16
Oct. 3	at Middle Tennessee	W, 17-13
Oct. 17	at South Carolina*	L, 19-10
Oct. 24	vs. Missouri*	W, 10-3
Oct. 31	at Houston	L, 34-0
Nov. 7	at Florida*	L, 9-7
Nov. 14	vs. Kentucky*	W, 21-17
Nov. 21	vs. Texas A&M*	L, 25-0
Nov. 28	at Tennessee* 4 p.m. ET, SEC Network	

* SEC Conference game

► 2015 STAT COMPARISON

Category	Tennessee	Vanderbilt
Record	7-4	4-7
Conference	4-3	2-5
Scoring Offense	359	154
Total Offense	4547	3507
Rushing Offense	2351	1654
Passing Offense	2196	1853
Scoring Defense	226	199
Total Defense	4034	3683
Rushing Defense	1637	1387
Passing Defense	2397	2296
KO Ret. Avg.	38.0	19.4
Punt Ret. Avg.	17.0	6.2
Net Punting	39.2	33.9
Time of Possession	30:10	32:25
3rd Down Conversions	45%	37%
Opp. 3rd Down Conv.	27%	26%
Fumbles Recovered	7	11
Passes Intercepted	7	6
Fumbles Lost	7	9
Turnover Margin	+2	-7
Turnovers Gained	14	17
Turnovers Lost	12	24
Passing Efficiency	199.6	168.5
Pass Efficiency Defense	217.9	208.7
Penalties	52	64
Yards Penalized	393	482
Opp. Penalties	73	80
Opp. Yards Penalized	615	640
Sacks	22	26
Tackles For Loss	63	75
First Downs	242	190
First Downs Rushing	123	91
First Downs Passing	110	83
Red Zone Offense	81%	61%
Red Zone Defense	76%	68%

► SERIES NOTES

- Tennessee moved to 74-29-5 against Vanderbilt all-time after defeating the Commodores, 24-17, in last year's regular-season finale, earning bowl-eligibility.
- Tennessee has won 30 of the last 33 games over Vanderbilt.
- In 2011, Eric Gordon returned an interception 90 yards for the game-winning touchdown, the first defensive score in OT by any NCAA D-1 FBS school since Sept. 9, 2005
- Butch Jones is 2-1 as a head coach against Vanderbilt (1-1 at Tennessee). His Cincinnati team defeated Vanderbilt 31-24 in 2011 in the Liberty Bowl.

► NEYLAND VS. VANDY

In 1926, Robert R. Neyland, was named head coach and served through the end of the 1934 season when the Army beckoned him to Panama. Nathan Dougherty, dean of UT's College of Engineering and longtime faculty chairman of athletics, hired Neyland with the lone injunction: "Even the score with Vanderbilt; do something about our terrible standing in the series."

After losing the 1926 meeting, Neyland went on to lead the Vols to a 16-2-2 record in the next 20 meetings while he served as head coach until 1952.

2014 Game

TENNESSEE	10	7	7	0	-	24
VANDERBILT	0	10	7	0	-	17

Nov. 29 | Vanderbilt Stadium | Nashville, Tenn. | 4:01 p.m. | Attendance: 40,350



Breakdown

	UT	VU
FIRST DOWNS	19	19
Rushing	12	10
Passing	4	6
Penalty	3	3
NET YARDS RUSHING	170	123
Rushing Attempts	45	36
Average Per Rush	3.8	3.4
Rushing Touchdowns	2	1
Yards Gained Rushing	213	160
Yards Lost Rushing	43	37
NET YARDS PASSING	92	149
Completions-Attempts-Int	11-20-2	13-30-3
Average Per Attempt	4.6	5.0
Average Per Completion	8.4	11.5
Passing Touchdowns	0	1
TOTAL OFFENSE YARDS	262	272
Total offense plays	65	66
Average Gain Per Play	4.0	4.1
Fumbles: Number-Lost	1-0	2-0
Penalties: Number-Yards	6-55	7-50
PUNTS-YARDS	7-339	6-276
Average Yards Per Punt	48.4	46.0
Net Yards Per Punt	39.0	33.7
Inside 20	2	1
50+ Yards	4	3
Touchbacks	3	0
Fair catch	1	1
KICKOFFS-YARDS	5-288	4-234
Average Yards Per Kickoff	57.6	58.5
Net Yards Per Kickoff	41.4	49.5
Touchbacks	1	1
Punt returns: Number-Yards-TD.	2-74-1	2-6-0
Average Per Return	37.0	3.0
Kickoff returns: Number-Yds-TD	1-11-0	3-56-0
Average Per Return	11.0	18.7
Interceptions: Number-Yds-TD	3-0-0	2-6-0
Fumble Returns: Number-Yds-TD.	0-0-0	0-0-0
Miscellaneous Yards	0	0
Possession Time	29:53	30:07
1st Quarter	10:08	4:52
2nd Quarter	6:43	8:17
3rd Quarter	5:03	9:57
4th Quarter	7:59	7:01
Third-Down Conversions	3 of 13	4 of 12
Fourth-Down Conversions	0 of 0	0 of 1
Red-Zone Scores-Chances	3-3	2-2
Touchdowns	2-3	1-2
Field goals	1-3	1-2
Sacks By: Number-Yards	3-18	3-29
PAT Kicks	3-3	2-2
Field Goals	1-1	1-1

THE WRAPUP

For the Record

• Joshua Dobbs, Jordan Williams and Curt Maggitt represented the Vols for the pregame coin toss.

Game Notes

• Tennessee started six true freshmen against Vanderbilt: Jalen Hurd (TB), Vic Wharton (WR), Derek Barnett (DE), Jakob Johnson (LB), Jashon Robertson (RG) and Ethan Wolf (TE).

• Vic Wharton made his first career start at wide receiver, in place of #18 Jason Croom, against Vanderbilt. Wharton marks the 11th true freshman to make a start on offense or defense for Tennessee this year.

• Cameron Sutton returned a punt 76 yards for a touchdown in the first quarter, putting the Vols on the board first in the contest. The return marked Tennessee's first true punt return for a touchdown since Cordarrelle Patterson returned a punt 81 yards for a touchdown against Vanderbilt on Nov. 17, 2012.

• With two sacks in the game, Curt Maggitt's 11 sacks on the year now put him tied for fourth place with Leonard Little (1995) and Todd Kelly Sr. (1992) for sacks in a single season.

• Derek Barnett recorded five tackles and one sack against Vanderbilt. Barnett now has 20.5 TFLs on the year, fifth-most in a single season at UT, and is tied for sixth-most sacks in a single season all-time alongside Ronnie McCartney (1975) with 10.

• Tennessee's 94-yard offensive drive on their final possession before the half was the longest for the Vols this season.

BOWL BOUND: Vols Beat Vandy, 24-17

NASHVILLE, Tenn. - The Tennessee Vols are headed back to a bowl game for the first time since 2010 after defeating Vanderbilt, 24-17.

Tennessee (6-6, 3-5) will return to the postseason for the first time since playing in the 2010 Music City Bowl. The Vols will make their 50th bowl appearance, fourth-most of any program in the nation.

Sophomore quarterback Joshua Dobbs totaled 183 yards of offense (91 rushing and 92 passing) while rushing for a pair of touchdowns.

Subbing for an injured Jalen Hurd, senior Marlin Lane ran for 51 yards on 16 carries. In his return to his hometown, Hurd was limited just 21 yards on five first-quarter carries before leaving the game with an upper body injury.

Alton Howard led all receivers with three receptions for 55 yards. Lane also had 25 receiving yards.

The Vols' defense was led by LaDarrell McNeil, who made seven tackles. Danny O'Brien had a career-high five tackles.

Redshirt junior Curt Maggitt tallied another five tackles and two sacks. Maggitt's 11 sacks on the season tie for fourth-place with Leonard Little (1995) and Todd Kelly Sr. (1992) for sacks in a single season. Freshman Derek Barnett recorded five tackles, two for a loss and one sack. His 20.5 TFLs on the year are the fifth-most in a season at UT, and is tied for seventh most sacks in a single season with 10 with Ronnie McCartney (1975).

Cameron Sutton had a huge day on defense and special teams. He returned a punt for a 76-yard touchdown to open the game's scoring along with recording his 14th pass defended in the third quarter. That tied him for fifth-most all-time by a Vol in a single season with Roshawn Fellows (2004), Rashad Baker (2001) and Terry Fair (1997).

Tennessee capitalized on a Todd Kelly Jr., interception -- which was reversed from the original call of being out-of-bounds, on a video review -- to take a 24-10 lead with 3:19 left in the third quarter. Dobbs ran in his second score of the day from 8 yards out.

Vanderbilt answered on the ensuing drive on a 3-yard rushing touchdown by Ralph Webb with 22 seconds left in the third quarter to cut the Commodores' deficit to 24-17.

The Vols defense, aka the Orange Swarm, came up big in the fourth quarter, holding Vanderbilt scoreless and to just 42 total yards as Tennessee celebrated its return to postseason.

The Vols took a 17-10 lead into halftime on a Dobbs 1-yard burst over left tackle.

Tennessee got the scoring started early on Sutton's punt return for a touchdown 6:42 into the game. It was the Vols' first punt return for a score since their last visit to Vanderbilt when Cordarrelle Patterson returned a punt 81 yards on Nov. 17, 2012. Aaron Medley added a 36-yard field goal with 51 seconds left in the first quarter for a 10-0 lead.

Vanderbilt tied the game at 10 in the second quarter on a Tommy Openshaw 36-yard field goal and a 36-yard pass from Patton Robinette to Steve Scheu with 5:25 left in the first half.

Vanderbilt finished its season 3-9 and winless in the SEC at 0-8.

>> SCORING SUMMARY

Team	Qtr	Time	Scoring Play	Conversion	Plays	TOP	Score
UT	1st	8:18	C. Sutton 76-yd punt return	Medley kick			7-0
UT	1st	00:51	Medley 36-yd field goal		15-63	6:36	10-0
VU	2nd	9:52	Openshaw 36-yd field goal		4-6	1:53	10-3
VU	2nd	5:25	Scheu 36 yd pass from Robinette	Openshaw kick 7-88	2:52		10-10
UT	2nd	1:29	Dobbs 1 yd run	Medley kick	11-94	3:49	17-10
UT	3rd	3:19	Dobbs 8 yd run	Medley kick	7-75	2:49	24-10
VU	3rd	00:22	Webb 3 yd run	Openshaw kick 7-71	2:46		24-17

Stat Leaders

>> TENNESSEE

Rushing	Att	Yds	TD	Long	Avg.
Dobbs	21	91	2	23	4.3
Lane	16	51	0	18	3.2
Hurd	5	21	0	8	4.2
Howard	1	0	0	0	0.0
Pearson	1	0	0	0	0.0
TEAM	1	0	-1	0	-1.0
Totals	45	170	2	23	3.8

Passing	C-A-I	Yds	TD	Long	Sack
Dobbs	11-20-2	92	0	33	3
Totals...	11-20-2	92	0	33	3

Receiving	No.	Yds	TD	Long
Howard	5	55	0	33
Lane	3	25	0	26
Pearson	3	12	0	12
Totals	11	92	0	33

>> VANDERBILT

Rushing	Att	Yds	TD	Long	Avg.
Webb	16	55	1	19	3.4
Robinette	12	37	0	20	3.1
Rivers	5	23	0	11	4.6
McCrary	3	8	0	4	2.7
Totals	36	123	1	20	3.4

Passing	C-A-I	Yds	TD	Long	Sack
Robinette	11-22-2	131	1	36	3
McCrary	2-7-1	18	0	9	0
Grady	0-1-0	0	0	0	0
Totals	13-30-3	149	1	36	3

Receiving	No.	Yds	TD	Long
Scheu	3	62	1	36
Rayford	3	35	0	13
Dorrell	2	14	0	9
Kentera	1	18	0	18
Marcus	1	11	0	11
Scott	1	5	0	5
Dudchock	1	4	0	4
Webb	1	0	0	0
Totals	13	149	1	36

2015 SEC STANDINGS

EASTERN DIVISION

	SEC	Pct.	PF	PA	Overall	Pct.	PF	PA	Home	Away	Neutral	vs. Div.	Top 10	Top 25	Streak
%Florida	7-1	.875	189	108	10-1	.909	301	159	6-0	3-1	1-0	6-0	1-1	2-1	W4
Georgia	5-3	.625	183	159	8-3	.727	305	196	6-1	2-1	0-1	4-2	0-0	0-2	W3
Tennessee	4-3	.571	197	161	7-4	.636	359	232	4-2	2-2	1-0	4-1	0-1	1-2	W4
Vanderbilt	2-5	.286	78	131	4-7	.364	154	199	3-3	1-4	0-0	2-3	0-2	0-4	L1
Kentucky	2-6	.250	146	221	5-6	.455	278	291	4-3	1-3	0-0	2-4	0-0	1-0	W1
Missouri	1-6	.143	70	121	5-6	.455	160	166	3-3	1-3	1-0	1-5	0-0	0-2	L1
South Carolina	1-7	.125	161	243	3-8	.273	231	293	2-3	0-5	1-0	1-5	0-2	0-4	L4

WESTERN DIVISION

	SEC	Pct.	PF	PA	Overall	Pct.	PF	PA	Home	Away	Neutral	vs. Div.	Top 10	Top 25	Streak
Alabama	6-1	.857	223	126	10-1	.909	385	159	6-1	3-0	1-0	4-1	3-0	5-1	W8
Ole Miss	5-2	.714	220	183	8-3	.727	445	247	6-1	2-2	0-0	4-1	1-0	3-2	W1
Arkansas	4-3	.571	247	238	6-5	.545	394	330	3-3	3-1	0-1	3-3	1-0	2-2	L1
LSU	4-3	.571	193	191	7-3	.700	319	257	5-1	2-2	0-0	2-3	1-1	3-2	L3
Mississippi State	4-3	.571	183	170	8-3	.727	369	236	4-2	4-1	0-0	2-3	0-1	0-3	W1
Texas A&M	4-3	.571	154	156	8-3	.727	333	240	5-2	1-1	2-0	2-3	0-1	2-2	W2
Auburn	2-5	.286	164	200	6-5	.545	313	299	3-3	2-2	1-0	1-4	0-0	1-2	W1

% - SEC Eastern Division Champion

vs. Top 25 - Record vs. teams in Top 25 (AP, USA Today) when game was played; Teams listed in alphabetical order unless tie-breaker applicable

THIS WEEK IN THE SEC

Friday, Nov. 27

Missouri at Arkansas 2:30 p.m. ET, CBS

Saturday, Nov. 28

Louisville at Kentucky 12 p.m. ET, SECN

Clemson at South Carolina 12 p.m. ET, ESPN

Georgia at Georgia Tech 12 p.m. ET, ESPN2

Alabama at Auburn 3:30 p.m. ET/CBS

Vanderbilt at Tennessee 4 p.m. ET, SECN

Ole Miss at Mississippi State 7:15 p.m. ET, ESPN2

Texas A&M at LSU 7:30 p.m. ET, SECN

Florida State at Florida 7:30 p.m. ET, ESPN

NEXT WEEK IN THE SEC

Saturday, Dec. 5

SEC Football Championship (Atlanta) 4 p.m. ET, CBS

TOP 25 POLLS (WEEK 13)

ASSOCIATED PRESS

Rk	School	Rec	Points	Prev
1	Clemson (55)	11-0	1518	1
2	Alabama (6)	10-1	1469	3
3	Iowa	11-0	1325	6
4	Notre Dame	10-1	1317	5
5	Oklahoma	10-1	1295	7
6	Michigan State	10-1	1286	9
7	Baylor	9-1	1161	10
8	Ohio State	10-1	1051	2
9	Oklahoma State	10-1	995	4
10	Florida	10-1	926	8
11	N Carolina	10-1	900	12
12	Michigan	9-2	855	14
13	Stanford	9-2	816	15
14	Florida State	9-2	680	16
15	TCU	9-2	652	11
16	Navy	9-1	647	19
17	Northwestern	9-2	593	20
18	Oregon	8-3	470	23
19	Mississippi	8-3	358	25
20	Washington State	8-3	354	24
21	Houston	10-1	275	13
22	UCLA	8-3	230	NR
23	Mississippi State	8-3	132	NR
24	Toledo	9-1	123	NR
25	Temple	9-2	107	NR

Others receiving votes:

Utah 100, Pittsburgh 60, LSU 33, Texas A&M 27, Wisconsin 21, Air Force 15, USC 8, Arkansas 7, W Kentucky 6, Georgia 5, BYU 3, Tennessee 2, South Florida 1, Arkansas State 1, West Virginia 1

Bold: UT and teams on UT '15 schedule

USA TODAY COACHES

Rk	School	Rec	Points	Prev
1	Clemson (58)	11-0	1590	1
2	Alabama (5)	10-1	1531	3
3	Iowa (1)	11-0	1419	6
4	Notre Dame	10-1	1373	5
5	Oklahoma	10-1	1364	7
6	Michigan State	10-1	1302	9
7	Baylor	9-1	1201	10
8	Ohio State	10-1	1138	2
9	Florida	10-1	1047	8
10	Oklahoma State	10-1	956	4
11	North Carolina	10-1	929	12
12	Stanford	9-2	881	15
13	Michigan	9-2	881	13
14	Florida State	9-2	783	16
15	Navy	9-1	674	19
16	Texas Christian	9-2	626	11
17	Northwestern	9-2	569	21
18	Oregon	8-3	482	22
19	Mississippi	8-3	383	25
21	Houston	10-1	256	14
22	Mississippi State	8-3	230	25
23	UCLA	8-3	224	NR
24	Temple	9-2	116	NR
25	Utah	8-3	101	18

Others receiving votes:

LSU 82, Toledo 69, Wisconsin 58, Texas A&M 54, Pittsburgh 46, Georgia 34, Southern California 27, Western Kentucky 12, Arkansas 7, Air Force 6, West Virginia 6, Bowling Green 5, Brigham Young 5, San Diego State 3, Appalachian State 2, Arkansas State 1

2015 SEC BOWL TIE-INS

Independence Bowl

Dec. 26 ESPN 5:45 p.m. Shreveport, La. ACC vs. SEC

Texas Bowl

Dec. 29 ESPN 9 p.m. Houston, Texas Big 12 vs. SEC

Birmingham Bowl

Dec. 30 ESPN 12 p.m. Birmingham, Ala. Amer. vs. SEC

Belk Bowl

Dec. 30 ESPN 3:30 p.m. Charlotte, N.C. ACC vs. SEC

Music City

Dec. 30 ESPN 7 p.m. Nashville, Tenn. ACC/Big 10 vs. SEC

Outback Bowl

Jan. 1 ESPN2 1 p.m. Tampa, Fla. Big Ten vs. SEC

Citrus Bowl

Jan. 1 ABC 1 p.m. Orlando, Fla. Big 10 vs. SEC

TaxSlayer Bowl

Jan. 2 ESPN 12 p.m. Jacksonville, Fla. ACC/Big 10 vs. SEC

Liberty

Jan. 2 ESPN 3:20 p.m. Memphis, Tenn. Big 12 vs. SEC

Back-Up Opportunities

Heart of Dallas Bowl

Dec. 26 ESPN 2:20 p.m. Dallas, Texas Big 12 vs. CUSA

Armed Forces Bowl

Dec. 29 ESPN 2 p.m. Fort Worth, Texas MWC vs. Big Ten

COLLEGE FOOTBALL PLAYOFF GAMES

Peach Bowl

Dec. 31 ESPN 12 p.m. Atlanta, Ga. New Year's Six

Cotton Bowl

Dec. 31 ESPN 4/8 p.m. Arlington, Texas Semifinal

Orange Bowl

Dec. 31 ESPN 4/8 p.m. Miami, Fla. Semifinal

Fiesta Bowl

Jan. 1 ESPN 1 p.m. Glendale, Ariz. New Year's Six

Rose Bowl

Jan. 1 ESPN 5 p.m. Pasadena, Calif. Big Ten vs. Pac 12

Sugar Bowl

Jan. 1 ESPN 8:30 p.m. New Orleans, La. SEC vs. Big 12

College Football Championship Game

Jan. 11 ESPN 8:30 p.m. Glendale, Ariz.

* Games to be determined by CFP Selection Committee on Dec. 6.

VOLS IN WEEKLY POLLS

	Pre.	9/7	9/13	9/20	9/27	10/4	10/11	10/18	10/25	11/1	11/8	11/15	11/22
AP	25	23	RV	RV	RV	--	--	--	--	RV	--	--	RV
Coaches	25	23	RV	RV	RV	--	RV	--	--	--	--	--	--

PLAYER NOTES

#3 MICAH ABERNATHY

DB, 6-0, 193, Fr., Atlanta, Ga.

- True freshman defensive back, seeing time at nickelback
- Contributor on special teams, blocking for Evan Berry
- Had his black stripe removed on Aug. 25
- Played in 10 games in 2015, making five tackles
- One of 15 true freshman to make college debut vs. Bowling Green (9/5), made first college tackle
- Consensus 4-star recruit out of Greater Atlanta Christian
- Selected to 2015 Under Armour All-America Game, becoming first from GAC to play in the game
- Played both cornerback and running back in high school
- 2014 Atlanta Journal-Constitution & Gwinnett Daily Post Offensive Player of the Year
- Leading rusher in Gwinnett County in 2014 with 1,526 yards and 20 rushing touchdowns
- Late grandfather Ralph David Abernathy Sr. was a leader in the American Civil Rights movement and a close friend of Dr. Martin Luther King Jr.
- Son of former Georgia Senator, Ralph David Abernathy III
- Brother Ralph David is a graduate student on the Vols

>> Full profile on Media Guide Page 38

CAREER STATS

Defense	GP	GS	UT	AT	TT	Sack	TFL	FF	FR	PD	Int	High Tk
2015	10/0	4	1	5	0-0	0-0	0	0	1	0-0	1	5-x

CAREER HIGHS

Tackles 1 five times, last at Missouri, 11/21/15

#9 DEREK BARNETT

DE, 6-3, 257, So., Nashville, Tenn.

- On Nagurski, Bednarik, Hendricks Awards Watch Lists
- 2015 Preseason All-SEC Second Team by AP & Coaches
- 2015 Athlon Preseason Second Team All-American
- 2014 ESPN, FWAA, 247Sports, Scout, Sporting News Freshman All-American
- 2014 All-SEC Associated Press Second Team
- 2014 All-SEC Coaches Second Team
- 2014 Freshman All-SEC Team
- 2014 Grantland National Rookie of Year
- Started all 11 games in 2015 at right end, fourth on Vols in tackles (54) with team-best 7.0 sacks and 9.5 TFLs (second on the team)
- Tied for sixth in SEC in sacks with 7.0 (0.7 per game)
- Had at least one sack in five consecutive games (six sacks) from Oct. 10-Nov. 14
- 22 tackles over last four games
- Five tackles in win at Missouri (11/21)
- Sack for fifth game in a row vs. North Texas (11/14)
- Eight tackles, 2.0 TFLs and a sack vs. S. Carolina (11/7)
- Seven tackles, including two sacks for two TFLs at Kentucky (10/31)
- Two tackles with a 5-yard sack at #8 Alabama (10/24)
- Posted 100th career tackle as part of seven tackles, with a 6-yard sack in win over #19 Georgia (10/10)
- Three tackles vs. Arkansas (10/3)
- Three stops with one TFL at Florida (9/26)
- Career high 15 tackles, including 1.5 TFLs and sack vs. #19 Oklahoma (9/12)
- Opened 2015 with four tackles vs. Bowling Green (9/5)
- In 2014, set UT record for most TFLs (20.5) and most sacks (10.0) by a true freshman in history
- Twice posted Tennessee record for sacks in a game by a true freshman with three: with at #3 Ole Miss (10/18/14) and at South Carolina (11/1/14)
- With 20.5 TFLs, ranks fifth on all-time single season list in UT history, most since John Henderson (21 in 2000)
- Led the SEC with 18 TFLs in conference games, the next closest was teammate Curt Maggitt (12)
- Tied for first in the SEC, tied for sixth in NCAA in TFLs per game (1.6); second in the SEC in TFLs (20.5); tied for 16th in NCAA and tied for fourth in SEC in sacks (10.0)
- Became first true freshman to start season opener on defensive line in Tennessee history vs. Utah State
- Led all true freshman in the SEC in tackles with 72
- 72 tackles ranked as third highest total tackles by a true freshman in UT history (No. 1 Eric Berry with 86 in 2007)

>> Full profile on Media Guide Page 40

CAREER STATS

Defense	GP	GS	UT	AT	TT	Sack	TFL	FF	FR	QBH	Int	High Tk
2014	13/10	47	25	72	10-52	20.5-79	0	1	8	0	10	Miss.
2015	11/11	35	21	56	7-35	9.5-38	0	1	5	0	15	OU
Totals	24/21	82	46	128	17-87	30-117	0	2	12	0	25	OU

CAREER HIGHS

Tackles	15 vs. Oklahoma, 9/12/15
Tackles For Loss	4 at Ole Miss, 10/18/14 & vs. Kentucky, 11/15/14
Sacks	3 at Ole Miss, 10/18/14 & at South Carolina, 11/1/14
Fumble Recovery	1 vs. Chattanooga, 10/11/14 & W. Carolina, 9/19/15
Double-Figure Tackle Games	2, last 15 vs. Oklahoma, 9/12/15

CAREER GAME-BY-GAME

2014 Opp.	U-A-T, Other	2015 Opp.	U-A-T, Other
Utah State	1-2-3, qh	vs. B. Green	3-1-4, pbu, qh
Ark. State	3-0-3, 1-1 tfl	Oklahoma	7-8-15, 1-2 sk, 1.5-2 tfl
at Oklahoma	2-3-5, 1-1 tfl, qh	W. Carolina	0-0-0, fr
at Georgia	7-1-8, 1-1 tfl	at Florida	1-2-3, 1-2 tfl, qh
Florida	5-1-6, 1-10 sk, 2-15 tfl	Arkansas	2-1-3, qh
Chattanooga	1-2-3, 0.5-1 tfl, 1-0 fr	Georgia	5-2-7, 1-6 sk, 1-6 tfl, qh
at Ole Miss	6-4-10, 3-7 sk, 4-10 tfl	at Alabama	2-0-2, 1-5 sk, 1-5 tfl
Alabama	4-2-6, 1.5-7 tfl	at Kentucky	4-3-7, 2-7 sk, 2-7 tfl
at S. Carolina	4-1-5, 3-18 sk, 3-18 tfl, 2 qh	S. Carolina	7-1-8, 1-8 sk, 2-9 tfl, qh
Kentucky	4-3-7, 4-13 tfl, 2-9 sk No. Texas	2-0-2, 1-7 sk, 1-7 tfl	
Missouri	4-4-8, 0.5-1 tfl, 2 qh	at Missouri	2-3-5
at Vanderbilt	4-1-5, 1-8 sk, 2-11 tfl	Vanderbilt	
vs Iowa	2-1-3, 1 qh		

ON THE TENNESSEE CHARTS

Tackles For Loss By Freshman - Season

1.	20.5	Derek Barnett	2014
2.	7.0	Billy Ratliff	1996-RS
	7.0	Dale Jones	1983-RS

Sacks By True Freshman - Season

1.	10.0	Derek Barnett	2014
2.	4.0	Ricky Holt	1981

Tackles By True Freshman - Season

1.	86	Eric Berry	2007
2.	80	A.J. Johnson	2011
3.	72	Derek Barnett	2014
4.	65	Jonathan Hefney	2004
5.	57	Darrin Kirkland Jr.	2015
6.	56	Curt Maggitt	2011

Tackles For Loss - Season

1.	25.0	Leonard Little	1995
2.	24.0	Reggie White	1983
3.	21.0	John Henderson	2000
	21.0	Todd Kelly	1992
5.	20.5	Derek Barnett	2014

Sacks - Season

1.	15.0	Reggie White	1983
2.	13.5	Jonathan Brown	1997
3.	12.0	John Henderson	2000
4.	11.0	Curt Maggitt	2014
	11.0	Leonard Little	1995
	11.0	Todd Kelly	1992
7.	10.0	Derek Barnett	2014
	10.0	Ronnie McCartney	1975

#29 EVAN BERRY

DB/KR, 5-11, 207, So., Fairburn, Ga.

- Ranks first in NCAA and first in SEC in kickoff return average (39.6)
- With 39.6 average, is threatening NCAA all-time single-season kickoff return average record held by Paul Allen of BYU (40.08 in 1961)
- 791 kickoff return yards in a season are second all-time at Tennessee to David Oku (863 in 2009)
- 2015 CBS Sports Mid-Season All-American
- One of four players in country with three kickoff returns for touchdown in 2015
- Three kickoff returns for touchdowns have come against Western Carolina, Arkansas and at Kentucky
- Tied Willie Gault (1980) for most kickoff return touchdowns in a season at Tennessee with three
- Ranks FIRST all-time in career kickoff return average (min. 25 returns) with 35.4 average at Tennessee
- In 24 games, ranks fifth in career kickoff return yards (1,204), next on list: #4 Corey Larkins (1,307)
- First Vol since Willie Gault (11/22/1980 vs. Kentucky) to open a game with a kickoff return for TD vs. Arkansas
- Played in all 11 games in 2015, 20 kickoff returns for 791 (39.6 average), playing in the secondary has 17 tackles
- Third kickoff return for a touchdown came on 100-yard return at Kentucky (10/31), which tied UT record for longest return in history, tying four others including the most recent to accomplish it, Leonard Scott in 1999
- Kickoff return for 31 yards along with a tackle at #8 Alabama (10/24)
- Three kick returns for 103 yards vs. #19 Georgia (10/10)
- Second kickoff return for touchdown, came vs. Arkansas (10/3), returning game's opening kickoff 96 yards,

finished with three returns for career-high 141 yards

- Three kickoff returns for 77 yards at Florida (9/26)
- With brother Eric on the sidelines, recorded an 88-yard kickoff return for touchdown, his first-career touchdown vs. Western Carolina (9/19); also tied for team lead with a career-high five tackles
- Three kickoff returns for 74 yards vs. #19 Oklahoma (9/12)
- Returned one kickoff for 67 yards in opener vs. Bowling Green (9/5), also added career-high four tackles
- 2014 Athlon Freshman All-American Third Team Kick-off Returner
- Legacy player handled kick returns and played as reserve in secondary in 2014; played in all 13 games
- Ranked second in the SEC in kickoff return average (29.5 yards/return) on 14 kickoff returns for 413 yards
- Season-high 121 kickoff return yards on career-high four returns vs. #19 Missouri (11/22/14), with a 58-yard return
- Twin brother to fellow Vol linebacker Elliott Berry
- Older brother, Eric, was an All-American and Jim Thorpe Award winner for Tennessee and is a Pro Bowl safety with the Kansas City Chiefs
- Father, James, played running back for the Vols from 1978-81, rushing for more than 1,700 yards and scoring 19 touchdowns
- Wears #29 as a tribute to Inky Johnson, similar to his brother Eric, who wears #29 with the Kansas City Chiefs in the NFL

>> Full profile on Media Guide Page 43

CAREER STATS

Defense	GP	GS	UT	AT	TT	Sack	TFL	FF	FR	PD	Int	High Tk
2014	13/0	5	0	5	0-0	0-0	0	0	0	0	0-0	2-2x
2015	11/0	14	3	17	0-0	0-0	0	0	0	0	0-0	5-WCU
Totals	24/0	19	3	22	0-0	0-0	0	0	0	0	0-0	5-WCU

Kick Returns	GP	GS	No	Yds	Avg	Per/G	TD	Long	High Yd
2014	13/0	14	413	29.5	34.4	0	68	UTC	121-Miz
2015	11/0	20	791	39.6	71.9	3	100	UK	141-Ark
Totals	24/0	34	1204	35.4	50.2	3	100	UK	141-Ark

CAREER HIGHS

Tackles	5 vs. Western Carolina, 9/19/15
Kickoff Returns	4 vs. Missouri, 11/22/14
Kickoff Return Yards	141 vs. Arkansas, 10/3/15
Long Kickoff Return	100 at Kentucky, 10/31/15
Touchdowns	1 vs. Western Carolina, 9/19/15, vs. Arkansas, 10/3/15 & at Kentucky, 10/31/15

CAREER GAME-BY-GAME

2014 Opp.	U-A-T, Other	Kickoff Returns
Utah State	0-0-0	0-0-0
Ark. State	0-0-0	0-0-0
at Oklahoma	0-0-0	0-0-0
at Georgia	2-0-2	0-0-0
Florida	0-0-0	0-0-0
Chattanooga	0-0-0	1-68-0, 68
at Ole Miss	0-0-0	2-59-0, 33
Alabama	0-0-0	3-63-0, 33
at S. Carolina	0-0-0	0-0-0
Kentucky	2-0-2	3-91-0, 39
Missouri	0-0-0	4-121-0, 58
at Vanderbilt	0-0-0	1-11-0, 11
vs. Iowa	1-0-1	0-0-0
2015 Opp.	U-A-T, Other	Kickoff Returns
vs. B. Green	3-1-4	1-67-0, 67
Oklahoma	0-1-1	3-74-0, 27
W. Carolina	4-1-5	1-88-1, 88
at Florida	1-0-1	3-77-0, 25
Arkansas	0-0-0	3-141-1, 96
Georgia	0-0-0	3-103-0, 46
at Alabama	1-0-1	1-31-0, 31
at Kentucky	4-0-4	1-100-1, 100
S. Carolina	0-0-0	2-49-0, 33
North Texas	1-0-1	0-0-0
at Missouri	0-0-0	2-61-0, 41

ON THE TENNESSEE CHARTS

Kickoff Return Yards - Career

1.	1,854	Willie Gault	1979-82
2.	1,788	Leonard Scott	1999-2002
3.	1,543	Devrin Young	2011-14
4.	1,307	Corey Larkins	2001-04
5.	1,204	Evan Berry	2014-Pres.
6.	1,175	David Oku	2009-10

Kickoff Return Average - Career

1.	35.4	Evan Berry	2014-Pres.
2.	28.2	Mallon Faircloth	1961-63
3.	28.0	Cordarrelle Patterson	2012

Kickoff Return Yards - Season

1.	863	David Oku	2009
2.	791	Evan Berry	2015
3.	698	Dennis Rogan	2008
4.	671	Cordarrelle Patterson	2012

#74 DONTAVIUS BLAIR

OL, 6-7, 294, R-Jr., Anniston, Ala.

- Backing up at right tackle in second season with the Vols, played in seven games
- One of 22 players to make their Vols debut vs. Bowling Green (9/5)
- Did not play in a game with Tennessee in 2014
- Two-year starter at Garden City C.C., in Kansas
- Joined Vols as a transfer in January 2014
- 2013 First Team All-Conference in the Kansas Jayhawk CC

>> Full profile on Media Guide Page 44

CAREER STATS

Games Played/Started: 2014: 0/0; 2015: 6/0; Totals: 6/0

#51 KENNY BYNUM

LB, 6-1, 227, R-Jr., Jacksonville, Fla.

- Versatile linebacker, who is currently starting at SLB
- Played all 11 games with two starts at SAM linebacker, making nine tackles in 2015
- Started at SLB for first time, vs. Arkansas (10/3), made career-high four tackles
- Two tackles vs. Western Carolina (9/19)
- Made one tackle in 2015 opener vs. Bowling Green (9/5)
- In 2014, played in seven games with one start, five tackles
- In return to hometown of Jacksonville, made two tackles in 2015 TaxSlayer Bowl win over Iowa (1/2/15) in first start at middle linebacker

>> Full profile on Media Guide Page 48

CAREER STATS

Defense	GP/GS	UT	AT	TT	Sack	TFL	FF	FR	PD	Int	High Tk
2013	4/0	2	0	2	0-0	0-0	0	0	0	0-0	2-WKU
2014	7/1	3	2	5	0-0	0-0	0	0	1	0-0	2-2x
2015	11/2	4	5	9	0-0	0-0	0	0	0	0-0	4-Ark
Totals	22/3	9	7	16	0-0	0-0	0	0	1	0-0	4-Ark

CAREER HIGHS

Tackles 4 vs. Arkansas, 10/3/15

CAREER GAME-BY-GAME

2014 Opp.	U-A-T, Other	2015 Opp.	U-A-T, Other
Utah State	0-0-0	vs. B. Green	1-0-1
Ark. State	0-0-0	Oklahoma	0-0-0
at Oklahoma	DNP	W. Carolina	0-2-2
at Georgia	DNP	at Florida	0-1-1
Florida	0-0-0	Arkansas	3-1-4
Chattanooga	0-0-0	Georgia	0-0-0
at Ole Miss	DNP	at Alabama	0-0-0
Alabama	4-2-6, 1.5-7 tfl	at Kentucky	0-0-0
at S. Carolina	DNP	S. Carolina	0-0-0
Kentucky	0-1-1	No. Texas	0-0-0
Missouri	DNP	at Missouri	0-1-1
at Vanderbilt	1-1-2	Vanderbilt	
vs Iowa	1-1-2, pbu		

#18 JASON CROOM

WR, 6-5, 246, R-Jr., Norcross, Ga.

- Sidelined with a scope on his knee, announced by Butch Jones on Aug. 27, on the heels of missing the 2015 TaxSlayer Bowl with a knee injury suffered in 2014
- Played in 12 games with one start in 2014, had 21 catches for 305 yards with four touchdowns
- Suffered a knee injury prior to TaxSlayer Bowl vs. Iowa (1/2) and missed the game
- Had touchdowns in three consecutive games at South Carolina (11/14), Kentucky (11/15/14) and Missouri (11/22/14)
- Had a catch in 12 consecutive games from Sept. 14, 2013 through Sept. 6, 2014
- Scored career long 52-yard TD as part of career high 87 receiving yards on three catches vs. Kentucky (11/15/14)
- In 2012, was fourth on team in catches (18) and third in receiving yards (269) with two touchdowns (at Oregon and at Kentucky)

>> Full profile on Media Guide Page 49

CAREER STATS

Receiving	GP/GS	No	Yds	Avg	Per/G	TD	Long	High Yd
2012	3/0	0	0	0.0	0.0	0	--	--
2013	12/7	18	269	14.9	22.4	2	43-UK	74-UK
2014	12/1	21	305	14.5	25.4	4	52-UK	87-UK
Totals	27/8	39	574	14.7	21.3	6	52-UK	87-UK

CAREER HIGHS

Receptions	6 vs. Chattanooga, 10/11/14
Receiving Yards	87 vs. Kentucky, 11/15/14
Touchdowns	1 six times, last vs. Missouri, 11/22/14
Long Reception	52 vs. Kentucky, 11/15/14

CAREER GAME-BY-GAME

2013 Opp.	Rec-Yards-TD, Lg	2014 Opp.	Rec-Yards-TD, Lg
Austin Peay	0-0-0	Utah State	2-41-0, 27
W. Kentucky	0-0-0	Ark. State	1-11-0, 11
at Oregon	1-4-1, 4	at Oklahoma	0-0-0
at Florida	2-31-0, 24	at Georgia	4-60-1, 25
So. Alabama	3-50-0, 22	Florida	0-0-0
Georgia	2-25-0, 16	Chattanooga	6-76-0, 30
So. Carolina	1-23-0, 23	Ole Miss	0-0-0
at Alabama	2-12-0, 7	Alabama	0-0-0
at Missouri	2-32-0, 22	at So. Carolina	2-20-1, 11
Auburn	2-15-0, 8	Kentucky	3-87-1, 52
Vanderbilt	1-3-0, 3	Missouri	3-10-1, 8
at Kentucky	2-74-1, 43	at Vanderbilt	0-0-0
		vs. Iowa	DNP-INJ

#57 MACK CROWDER

OL, 6-2, 295, R-Sr., Bristol, Tenn.

- Playing guard and center in nine games as a senior with three starts
- Started at left guard in last two games vs. South Carolina (11/7) and North Texas (11/14)
- Started at center vs. #19 Georgia (10/10), 13th career start
- 2014 SEC Academic Honor Roll
- Started 11 games at center in 2014, including first 10 of the season and 2015 TaxSlayer Bowl win over Iowa (1/2)
- Started opener vs. Utah State (8/31/14) at center and went on to start 11 total games in 2014
- Represented Vols at SEC Media Days in 2014
- Added on 15 pounds since 2013 season
- Has two brothers, Michael (Princeton) and Matt (Cornell) who also played college football

>> Full profile on Media Guide Page 50

CAREER STATS

Games Played/Started: 2012: 2/0; 2013: 8/1; 2014: 11/11; 2015: 9/3; Career: 30/15

#93 TREVOR DANIEL

P, 6-1, 248, R-So., Dickson, Tenn.

- Starting punter in 2015, third year in the program
- Ray Guy Award Candidate, awarded to nation's top punter
- Nominee for Burlsworth Award, presented to nation's most outstanding player who began career as walk-on
- Former walk-on, earned scholarship prior to 2015 season
- In first 11 college games, averaging 45.6 yards per punt, sixth in the NCAA and second in the SEC
- Of 55 punts, 23 have landed inside 20-yard line and 20 have been of 50-plus yards
- Seven punts for 45.3 average on cold night at Missouri (11/21), booming career-long 61 for the third time this season; also landed four inside the 20 and three inside the 10-yard line
- Four punts, all of which landed inside the 20-yard line, vs. North Texas (11/14) with 39.0 average
- Five punts for 44.2 average with two of 50+ yards vs. South Carolina (11/7)
- Four punts for 43.2 average at #8 Alabama (10/24)
- Seven punts for a 45.0 average vs. #19 Georgia (10/10), including huge 56-yard punt that rolled out of bounds at 1-yard line with 1:48 left in game
- Four punts for 46.5-yard average vs. Arkansas (10/3)
- Boomed six punts for a 51.3 average (seventh-best in a game in Tennessee history) at Florida (9/26), including four of 50-plus yards with a long of 56
- Four punts, all landed inside 20-yard line, for 42.8 average vs. Western Carolina (9/19)
- Averaged 50.0 yards per punt on nine punts vs. #19 Oklahoma (9/12), including five punts of 50-plus yards and three inside the 20-yard line; longest was 61 yards.
- In debut, boomed three punts for 47.0 average including a long of 61 yards vs. Bowling Green (9/5)
- Has been a member of the team for last two seasons, but did not punt in any games
- Played at Dickson County High School, was a Prokicker First Team All-American after his senior season; also played baseball and basketball at Dickson

>> Full profile on Media Guide Page 50

CAREER STATS

Punting	GP/GS	No	Yds	Avg	TB	FC	I20	I10	50+	Blk	Long
2015	11/11	55	2509	45.6	7	13	23	14	20	1	61-3x

CAREER HIGHS

Punts	9 vs. Oklahoma, 9/12/15
Punting Yards	450 vs. Oklahoma, 9/12/15
Punting Average	51.3 at Florida, 9/26/15

2015 Opp. Punting

vs. B. Green	3-141-47.0, 61 Lg, 1 I-20, 1 I-10, 1 50+
Oklahoma	9-450-50.0, 61 Lg, 3 I-20, 1 I-10, 5 50+
W. Carolina	4-171-42.8, 53 Lg, 4 I-20, 2 I-10, 1 50+
at Florida	6-306-51.3, 56 Lg, 2 I-20, 1 I-10, 4 50+
Arkansas	4-186-46.5, 49 Lg
Georgia	7-315-45.0, 56 Lg, 3 I-20, 3 50+
at Alabama	4-173-43.2, 53 Lg, 1 50+
at Kentucky	2-71-35.5, 43 Lg, 1 I-20
So. Carolina	5-221-44.2, 58 Lg, 1 I-20, 1 I-10, 2 50+
North Texas	4-156-39.0, 46 Lg, 4 I-20, 2 I-10
at Missouri	7-317-45.3, 61 Lg, 4 I-20, 3 I-10, 3 50+

Punting Average - Season

1.	46.9	Jimmy Colquitt	1982
2.	45.6	Trevor Daniel	2015
3.	45.3	Dustin Colquitt	2003
4.	45.0	Craig Colquitt	1977
5.	44.9	Britton Colquitt	2006

#11 JOSHUA DOBBS

QB, 6-3, 207, Jr., Alpharetta, Ga.

- 2015 Preseason All-SEC Third Team by AP & Coaches
- 2015 Sporting News Best SEC Player Under Pressure
- 2015 Lindy's Sports Coolest in the Clutch in SEC
- 2015 Lindy's Sports Preseason Second Team All-SEC
- 2015 Athlon Sports Preseason Third Team All-SEC
- 2015 TaxSlayer Bowl MVP
- 2014 SEC Academic Honor Roll
- One of three SEC players over the last 20 years to have 300 yards passing and 100 yards rushing a game (with Johnny Manziel & Tim Tebow), accomplishing the feat vs. Georgia in 2015 and South Carolina in 2014
- Seventh in career completions at Tennessee with 362
- Vols are 12-5 in his last 17 starts, dating to 2013 season
- In his last 17 starts, Vols are averaging 33.6 points per game and 419 yards of total offense
- Thrown at least one touchdown in 12 of his last 17 starts with multiple scoring throws nine times
- Rushed for at least one touchdown in 11 of his last 17 starts with two or more in five of those games
- In 11 starts in 2015, thrown for 1985 yards on 178-of-298 with 13 touchdown passes and five interceptions
- Rushed for 530 yards (48.1 yards per game) with eight rushing scores; also caught a 58-yard touchdown at Florida (9/26)
- Career total of 362 completions is eighth all-time at UT
- Rans 10th in career passing yards with 3,886; next are: No. 9 Heath Shuler (4,088), No. 8 Jon Crompton (4,187)
- Rushing total of 530 is second-most in a season in Tennessee history, record is 593 by Jimmy Streater
- Rushed for 17 career touchdowns, second all-time to Jimmy Streater (25)
- Second all-time in career rushing yards by a quarterback with 1,188, behind Jimmy Streater (1,374)
- Rushed for Vols' lone touchdown in win at Missouri (11/21), just prior to halftime to key victory, finished with 143 total yards (89 passing and 54 rushing)
- 290 yards of total offense with 255 passing yards and two TD passes in win over South Carolina (11/7)
- Totaled 284 yards of total offense and four touchdowns at Kentucky (10/31); threw a career-long 75-yard scoring pass to Jose Malone along with a 37-yard score to Jalen Hurd while scoring on runs of 28 and 1 yard
- Numerous honors after his second-career 300-yard passing/100-yard rushing game vs. Georgia (10/10)
- Walter Camp National Player of the Week (10/12)
- Athlon National Player of the Week (10/12)
- SEC Offensive Player of the Week (10/12)
- Davey O'Brien National Quarterback Of Week (10/12)
- Capital One Impact Performance (10/12)
- Manning Award Star Of The Week (10/12)
- Racked up 430 yards of total offense (fifth-most in a game in Vols history) and accounted for five touchdowns in win over #19 Georgia (10/10); threw for career-high 312 yards on 25-of-42 with three touchdowns and ran for 118 yards with two touchdowns
- Threw for 232 yards on 20-of-36 with a rushing touchdown vs. Arkansas (10/3)
- Combined for 277 yards of total offense (136 rushing, 83 passing, 58 receiving) at Florida (9/26); caught a 58-

yard touchdown pass from Jauan Jennings to become first Vols' quarterback with a reception since Peyton Manning in 1997

- In the Florida game, Dobbs became the first player in FBS since Tulsa's James Kilian in 2003 to lead his team in rushing, passing, receiving yards in the same game; Dobbs became the first player since Indiana's Antwaan Randle El in 1998 to have 100-plus rushing, 50-passing and 50-plus receiving yards in the same game
- Rush of 62 yards at Florida was longest by a Vols quarterback since Jimmy Streater had an 80-yard rush vs. California (9/10/1977)
- Started 12-of-13 and finished 15-of-21 for 144 yards with two touchdown passes vs. Western Carolina (9/19)
- Threw for 125 yards and a TD to Josh Malone, also ran for a touchdown vs. #19 Oklahoma (9/12)
- Named Manning Award Star Of The Week (9/7)
- Opened 2015 season with 294 yards of total offense, throwing for two touchdowns and rushing for another in 59-30 win over Bowling Green (9/5)
- In 2014, was 4-1 as Vols starting quarterback, as Tennessee averaged 36.7 points per game and racked up 431 yards of offense per game
- In six games compiled 1,675 total yards of offense (279 per game) and responsible for 17 touchdowns (nine passing and eight rushing); led 2014 Vols in touchdowns scored with eight, all rushing
- In six games, threw for 1,206 yards (201 per game) on 112-of-177 with nine passing touchdowns and rushed for 469 yards (78.2 per game) with eight scores and a rushing two-point conversion
- Named MVP of 2015 TaxSlayer Bowl leading Vols to 45-28 win over Iowa (1/2/15)
- In TaxSlayer Bowl, piled up 205 yards of total offense and three touchdowns, throwing for 129 yards on 16-of-21 with a passing touchdown; ran for 76 yards and two touchdowns; became first Vols QB to run for two scores in a bowl since Casey Clausen had two in the 2002 Florida Citrus Bowl
- Became first UT player with 300 passing yards and 100 rushing yards in the same game at South Carolina (11/1/14) finishing with career highs of 301 passing yards and 166 rushing yards
- Rushing total of 166 at South Carolina set Tennessee record for rushing yards by a quarterback breaking Jimmy Streater's record of 150 vs. Cal in 1977; accounted for five touchdowns at South Carolina with three rushing TDs and two passing scores
- Made 2014 debut vs. Alabama (10/25) coming on in the third series. Went on to throw for 192 yards on 19-of-32 with two touchdown passes, also ran for 75 yards on 19 carries
- 2013, named starting quarterback on Oct. 29, the eighth true freshman to start at QB for Vols in 117-year history
- In five games, with four starts, threw for 695 yards on 72-of-121 for a 59.5 completion percentage
- In his senior season at Alpharetta H.S., threw for 3,625 yards and 29 touchdowns while rushing for 419 yards and 10 touchdowns.
- 2013 Franklin D. Watkins Award winner as top African-American Scholar-Athlete in America
- Participated in 2012 Elite 11 in Redondo Beach, Calif.
- Starred in baseball; offered numerous scholarships
- Majoring in aerospace engineering
- Spent summer of 2015 at an internship at Pratt & Whitney, where he worked at the world leader in design, manufacture and service of aircraft engines for the United States government
- Named one of 14 smartest college football players by the NFL.com in 2014 and 2015 (No. 2 in 2015)

>> Full profile on Media Guide Page 51

CAREER STATS

Passing	GP/GS	Com	Att	TD	Int	Yds	Per/G	Long	High Yd
2013	5/4	72	121	2	6	695	139.0	43-UK	240-Miz
2014	6/5	112	177	9	6	1206	201.0	52-UK	301-SC
2015	11/11	178	298	13	5	1985	180.5	75-UK	312-Uga
Totals	22/20	362	596	24	17	3886	176.6	75-UK	312-Uga

Rushing	GP/GS	No	Yds	Avg	Per/G	TD	Long	High Yd
2013	5/4	38	189	5.0	37.8	1	40-UK	52-UK
2014	6/5	104	469	4.5	78.2	8	36-SC	166-SC
2015	11/11	123	530	4.3	48.2	8	62-UF	136-UF
Totals	22/20	265	1188	4.5	54.0	17	62-UF	166-SC

Receiving	GP/GS	No	Yds	Avg	Per/G	TD	Long	High Yd
2015	11/11	1	58	58.0	5.3	1	58-UF	58-UF

CAREER HIGHS

Completions	26 at Missouri, 11/2/13
Attempts	42 at Missouri, 11/2/13 & vs. Georgia, 10/10/15
Passing Touchdowns	3 vs. Kentucky, 11/15/14 & vs. Georgia, 10/10/15
Passing Yards	312 vs. Georgia, 10/10/15

Rushing Attempts	24 at South Carolina, 11/1/14
Rushing Yards	166 at South Carolina, 11/1/14 (UT QB Record)
Rushing Touchdowns	3 at South Carolina, 11/1/14
Receptions	1 at Florida, 9/26/15
Receiving Yards	58 at Florida, 9/26/15
Receiving Touchdowns	1 at Florida, 9/26/15

GAME-BY-GAME STATISTICS

2013 Opp.	Comp	Att	TD	INT	Pct.	Yards	Lg	Run	Yds	TD	Lg
at Alabama	5	12	0	0	40.0	75	29	3	19	0	12
at Missouri (L)	26	42	0	2	61.9	240	25	7	45	0	33
Auburn (L)	16	25	0	1	64.0	128	30	10	50	0	32
Vanderbilt (L)	11	19	0	2	57.9	53	23	11	23	0	14
at Kentucky (W)	14	23	2	1	60.9	199	43	7	52	1	40

2014 Opp.	Comp	Att	TD	INT	Pct.	Yards	Lg	Run	Yds	TD	Lg
Alabama	19	32	2	1	59.4	192	28	19	75	0	30
at S.Carolina (W)	23	40	2	1	57.5	301	42	24	166	3	36
Kentucky (W)	19	27	3	0	70.3	297	52	10	48	1	13
Missouri (L)	24	37	1	1	64.9	195	24	17	13	0	21
Vanderbilt (W)	11	20	0	2	55.0	92	33	21	91	2	23
vs. Iowa (W)	16	21	1	1	76.2	129	19	13	76	2	20

2015 Opp.	Comp	Att	TD	INT	Pct.	Yards	Lg	Run	Yds	TD	Lg
vs. B.Green (W)	15	22	2	0	68.2	205	45	12	89	1	30
Oklahoma (L)	13	31	1	1	41.9	125	20	14	12	1	15
W. Carolina (W)	15	21	2	0	71.4	144	25	4	6	0	11
at Florida (L)	10	17	0	0	58.8	83	19	18	136	0	62
Arkansas (L)	20	36	0	0	55.6	232	31	7	7	1	7
Georgia (W)	25	42	3	1	59.5	312	39	18	118	2	27
at Alabama (L)	13	22	1	0	59.1	171	34	16	19	0	17
at Kentucky (W)	16	26	2	1	61.5	233	75	7	51	2	28
So. Carolina (W)	20	34	2	1	58.8	255	37	13	35	0	10
No. Texas (W)	15	23	0	1	65.2	136	26	4	3	0	7
at Missouri (W)	16	24	0	0	75.0	89	21	10	54	1	23

ON THE TENNESSEE CHARTS

Passing Completions - Career

1.	863	Peyton Manning	1994-97
2.	775	Casey Clausen	2000-03
3.	733	Erik Ainge	2004-07
4.	540	Tyler Bray	2010-12
5.	514	Andy Kelly	1988-91
6.	476	Jeff Francis	1985-88
7.	362	Joshua Dobbs	2013-Pres.

Passing Yards - Career

1.	11,201	Peyton Manning	1994-97
2.	9,707	Casey Clausen	2000-03
3.	8,700	Erik Ainge	2004-07
4.	7,444	Tyler Bray	2010-12
5.	6,397	Andy Kelly	1988-91
6.	5,867	Jeff Francis	1985-88
7.	4,592	Tee Martin	1996-99
8.	4,187	Jonathan Crompton	2006-09
9.	4,088	Heath Shuler	1991-93
10.	3,886	Joshua Dobbs	2013-Pres.

Passing Attempts - Career

1.	1,381	Peyton Manning	1994-97
2.	1,270	Casey Clausen	2000-03
6.	768	Jeff Francis	1985-88
7.	629	Jonathan Crompton	2006-09
8.	596	Joshua Dobbs	2013-Pres.
9.	588	Tee Martin	1996-99

Total Offense - Career

1.	11,020	Peyton Manning	1994-97
2.	9,577	Casey Clausen	2000-03
3.	8,473	Erik Ainge	2004-07
4.	7,237	Tyler Bray	2010-12
5.	6,427	Andy Kelly	1988-91
6.	5,900	Jeff Francis	1985-88
7.	5,206	Tee Martin	1996-99
8.	5,074	Joshua Dobbs	2013-Pres.
9.	4,807	Jimmy Streater	1976-79

Rushing Yards By Quarterback - Career

1.	1,374	Jimmy Streater	1976-79
2.	1,188	Joshua Dobbs	2013-Pres.
3.	966	Condredge Holloway	1972-74
4.	614	Tee Martin	1996-99

Rushing Touchdowns By Quarterback - Career

1.	25	Jimmy Streater	1976-79
2.	17	Joshua Dobbs	2013-Pres.
3.	16	Tee Martin	1996-99
4.	14	Heath Shuler	1991-93
5.	12	Peyton Manning	1994-97
12	Dewey Warren	1965-67	

Rushing Yards By Quarterback - Season

1.	593	Jimmy Streater	1978
2.	530	Joshua Dobbs	2015
3.	469	Joshua Dobbs	2014
4	433	Condredge Holloway	1973

#12 QUINTEN DORMADY

QB, 6-4, 216, Fr., Boerne, Texas

- Consensus 4-star from Boerne, Texas (pronounced Burnie), where he played for his father Mike Dormady
- Has added on 16 pounds since coming to Tennessee as an early spring enrollee in Jan. 2015
- Played in four games in true freshman season, completed 9-of-14 for 129 yards with a touchdown pass
- Played late vs. North Texas (11/14) and completed 3-of-5 for 36 yards with four carries for six yards
- Threw first touchdown pass, 24-yard score to Preston Williams, vs. Western Carolina (9/19), as he was 6-of-8 for 93 yards
- One of 15 true freshmen to play in 2015 opener vs. Bowling Green (9/5)
- In high school, totaled nearly 6,000 passing yards in two varsity seasons with 59 touchdown passes
- Threw for 2,893 yards on 210-of-369 with 32 touchdowns as senior in 2014 in guiding Greyhounds to 8-3 record
- Threw four or more touchdowns in five different games and 300-plus yards in four games
- Opened season with 409 passing yards with five touchdowns in win
- Missed his junior season with a torn labrum

>> Full profile on Media Guide Page 52

CAREER STATS

Passing	GP/GS	Com	Att	TD	Int	Yds	Per/G	Long	High Yd
2015	4/0	9	14	1	0	129	31.0	49-WCU	93-WCU

Rushing	GP/GS	No	Yds	Avg	Per/G	TD	Long	High Yd
2015	4/0	9	14	1.6	3.5	0	6-BG	10-BG

2015 Opp.	Comp	Att	TD	INT	Pct.	Yards	Lg	Run	Yds	TD	Lg
vs. B.Green	0	1	0	0	0.0	0	0	0	3	10	0
W. Carolina	6	8	1	0	75.0	93	49	2	-2	0	2
at Kentucky	0	0	0	0	0	0	0	0	0	0	0
North Texas	3	5	0	0	60.0	36	21	4	6	0	4

#48 ALEX ELLIS

TE, 6-5, 240, R-Sr., Delmar, Del.

- Redshirt-senior is a member of the Players Staff in 2015
- Earned a scholarship in Dec. 22, 2014, prior to Vols trip to TaxSlayer Bowl, as a special Christmas present
- Played in all 11 games as a reserve tight end in 2015, making five catches for 43 yards
- 5-yard catch vs. North Texas (11/14)
- Two catches for 31 yards including a clutch 24-yard reception in win over #19 Georgia (10/10)
- Caught a 5-yard pass at Florida (9/26)
- First catch of 2015 came for two yards vs. Western Carolina (9/19)
- Played 13 games in 2014, had six catches for 115 yards
- Caught first college touchdown on a 31-yard pass from holder Patrick Ashford on a fake field goal vs. #19 Missouri (11/22/14)
- Fifth year in the program did not play in a game until 2014, battling injuries for most of 2013
- Played football and lacrosse at Delmar H.S., in Delaware
- SEC Academic Honor Roll member; Biomedical Engineering major

>> Full profile on Media Guide Page 53

CAREER STATS

Receiving	GP/GS	No	Yds	Avg	Per/G	TD	Long	High Yd
2014	13/1	6	115	19.2	8.8	1	31-Miz	31-Miz
2015	11/0	5	43	8.6	3.9	0	24-Uga	31-Uga
Totals	24/1	11	158	14.4	6.6	1	31-Miz	31-2x

CAREER HIGHS

Receptions	2 vs. Kentucky, 11/15/14 & vs. Georgia, 10/10/15
Receiving Yards	31 vs. Missouri, 11/22/14 & vs. Georgia, 10/10/15
Touchdowns	1 vs. Missouri, 11/22/14

GAME-BY-GAME STATISTICS

2014 Opp.	Rec-Yards-TD, Lg	2015 Opp.	Rec-Yards-TD, Lg
Utah State	0-0-0	vs. B. Green	0-0-0
Ark. State	0-0-0	Oklahoma	0-0-0
at Oklahoma	0-0-0	W. Carolina	1-2-0, 2
at Georgia	0-0-0	at Florida	1-5-0, 5
Florida	0-0-0	Arkansas	0-0-0
Chattanooga	0-0-0	Georgia	2-31-0, 24
at Ole Miss	1-9-0, 9	at Alabama	0-0-0
Alabama	1-25-0, 25	at Kentucky	0-0-0
at S.Carolina	1-24-0, 24	So. Carolina	0-0-0
Kentucky	2-26-0, 17	North Texas	1-5-0, 5
Missouri	1-31-1, 31	at Missouri	0-0-0
at Vanderbilt	0-0-0	Vanderbilt	
vs. Iowa	0-0-0		

#13 MALIK FOREMAN

DB/KR, 5-10, 178, Jr., Kingsport, Tenn.

- Vols starting nickelback and back-up kickoff returner
- **Switched his number from #22 to #13 to honor teammate Devaun Swafford, who had his career ended due to injury. The pair played together at Dobyns-Bennett H.S. and with Vols**
- Played all 11 games with nine starts (all at nickelback) in 2015, making 21 tackles, 4.0 TFLs and a forced fumble
- **Second on team with nine pass break-ups (tied for 11 in SEC)**
- All four of his TFLs have come in the last three games
- Three tackles with a TFL in win at Missouri (11/21)
- **Season-high four tackles**, including a TFL and two pass break-ups vs. North Texas (11/14)
- **Forced game-clinching fumble in final minute of win** over South Carolina (11/7) and had three tackles with two TFLs in most complete game
- Three tackles with two pass break-ups at Florida (9/26)
- First career start came in 2015 opener vs. Bowling Green (9/5), making three tackles
- In 2014, played in all 13 games and made 10 tackles; returned four kickoff returns for 70 yards
- Career-high five tackles in 2015 TaxSlayer Bowl win over Iowa (1/2/15), also returned a kickoff for 18 yards
- **Intercepted first career pass in debut vs. Austin Peay (8/31/13); first Vol true freshman since Dwayne Goodrich (8/31/1996) with interception in season opener**

>> Full profile on Media Guide Page 54

CAREER STATS

Defense	GP	GS	UT	AT	TT	Sack	TFL	FF	FR	PD	Int	High Tk
2013	9/0	6	4	10	0-0	1-3	0	0	0	1-4	3-2x	
2014	13/0	8	2	10	0-0	0-0	0	0	1	0-0	5-lowa	
2015	11/9	16	5	21	0-0	4-7	1	0	9	0-0	4-NT	
Totals	33/9	30	11	41	0-0	5-10	1	0	10	1-4	5-lowa	

Kick Returns	GP/GS	No	Yds	Avg	Per/G	TD	Long	High Yd
2014	13/0	4	70	17.5	5.4	0	23-SC	29-UTC

CAREER HIGHS

Tackles	5 vs. Iowa, 1/2/15
Tackle For Loss	2 vs. South Carolina, 11/7/15
Interceptions	1 vs. Austin Peay, 8/31/13
Pass Break-Ups	2 vs. North Texas, 11/14/15
Forced Fumble	2 vs. South Carolina, 11/7/15
Kickoff Returns	2 vs. Chattanooga, 10/11/14
Kickoff Return Yards	29 vs. Chattanooga, 10/11/14
Long Kickoff Return	23 at South Carolina, 11/1/14

CAREER GAME-BY-GAME

2013 Opp.	U-A-T, Other	2014 Opp.	U-A-T, Other / KR
Austin Peay	3-0-3, 1-4 Int, pd	Utah State	0-0-0
W. Kentucky	0-0-0	Ark. State	1-0-1
at Oregon	0-0-0	at Oklahoma	0-0-0
at Florida	DNP	at Georgia	1-0-1
So. Alabama	DNP	Florida	0-0-0
Georgia	0-0-0	Chattanooga	0-2-2 / 2-29-0, 15
So. Carolina	DNP	at Ole Miss	1-0-1
at Alabama	1-0-1, 1-3 tfl	Alabama	0-0-0
at Missouri	1-0-1	at So. Carolina	0-0-0 / 1-23-0, 23
Auburn	1-2-3	Kentucky	0-0-0
Vanderbilt	0-0-0	Missouri	0-0-0 pbu
at Kentucky	0-2-2	vs. Vanderbilt	0-0-0
		vs. Iowa	5-0-5
2015 Opp.	U-A-T, Other	2015 Opp.	U-A-T, Other
vs. B. Green	3-0-3, pbu	at Alabama	0-1-1
Oklahoma	0-1-1	at Kentucky	0-1-1
W. Carolina	1-0-1	So. Carolina	3-0-3, 2-3 tfl, ff, pbu
at Florida	3-0-3, 2 pbu	No. Texas	2-2-4, 1-1 tfl, 2 pbu
Arkansas	1-0-1, pbu	at Missouri	3-0-3, 1-3 tfl
Georgia	0-0-0, 2 pbu	Vanderbilt	

#7 RASHAAN GAULDEN

DB, 6-1, 178, So., Spring Hill, Tenn.

- **Suffered season-ending foot injury during training camp and underwent surgery in late August**
- Secondary teammate Cameron Sutton is wearing Gaulden's #7 as a tribute during the 2015 season
- Prior to injury, Gaulden was working as the Vols starting nickelback
- At 2015 Orange & White Spring Game, awarded the Andy Spiva Defensive Player Award at the 2015 Orange and White Game

>> Full profile on Media Guide Page 55

CAREER STATS

Defense	GP	GS	UT	AT	TT	Sack	TFL	FF	FR	PD	Int	High Tk
2014	11/0	6	1	7	0-0	0-0	0	0	0	0-0	1-6x	

#59 MATT GIAMPAPA

LS, 6-1, 217, R-Sr., Jackson, Tenn.

- Returning long snapper for 2015 season, snapped on all 70 kick attempts and 57 punts for 112 snaps
- Starting snapper in 2014, snapping on all 80 punts and 69 kicks
- In fourth year with Vols, backed up J.R. Carr in 2012-13
- One of 32 to made Tennessee debut vs. Utah State (8/31), snapping on all eight punts and seven kicks
- Returned to homestate after serving as starting long snapper at Michigan State in 2011, snapping all 13 games

>> Full profile on Media Guide Page 56

CAREER STATS

Games Played/Started: 2011 (MSU): 13/13; 2012: 0/0; 2013: 0/0; 2014: 13/13; 2015: 11/11; Career: 37/37

#76 CHANCE HALL

OL, 6-4, 318, Fr., Roanoke, Va.

- True freshman right tackle, played in eight games, **starting the last five games** in 2015
- Vols piled up 248 rushing yards at Missouri (11/21), most allowed by Tigers season and vs. defense which was allowing 113 rushing yards per game, entering contest
- First start came at #8 Alabama (10/24) at right tackle
- Saw significant time at right tackle vs. #19 Georgia (10/10) and did not allow a sack, while helping Vols to 519 yards of total offense
- One of 15 true freshmen to make college debut vs. Bowling Green (9/5)
- 4-star recruit from Northside H.S. in Roanoke, Virginia
- Sat out the 2014 season with a torn Achilles tendon
- First-team all-state in Virginia as a junior in 2013 on both the offensive and defensive lines
- Helped Vikings to Virginia State Championship in 2013
- Also played basketball in high school, averaging 20 points and 10 rebounds per game

>> Full profile on Media Guide Page 57

CAREER STATS

Games Played/Started: 2015: 8/5

#1 JALEN HURD

RB, 6-4, 240, So., Hendersonville, Tenn.

- 2015 Athlon Sports Preseason Second Team All-SEC
- 2015 Phil Steele & Lindy's Preseason Third Team All-SEC
- 2015 Lindy's Sports No. 20 Top Running Backs
- 2015 Athlon Sports No. 19 Top Heisman Contenders
- **Eight career 100-yard rushing games, including four in 2015 season (Bowling Green, Oklahoma, at Florida, and at Missouri)**
- **Streak of three 100-yard games in a row, was longest since Arian Foster had five 100-yard games in a row in 2005**
- **Fourth in SEC in rushing yards per game (94.4) with 1,038 yards in 11 starts**
- **First true sophomore to rush for 1,000 yards in a season**
- **Posted 18th 1,000 yard season in Tennessee history, first since Rajion Neal in 2013**
- **Tied for sixth in the SEC in touchdowns with 12**
- **Sixth in SEC in rushing touchdowns with 10**
- **Multiple touchdowns in five of last 12 games (vs. Iowa, Bowling Green, W. Carolina, at Florida, at Kentucky)**
- Touchdowns in three of last five games
- **Ran for career-high 151 yards on career-high 34 carries at Missouri (11/21), surpassing 1,000 yards for season**
- Dove in for a 1-yard touchdown vs. North Texas (11/14), as he gained 72 rushing yards in win
- Ran for 90 yards (79 in first half) vs. South Carolina (11/7)
- Scored rushing (4 yards) and receiving (37 yards) touchdowns at Kentucky (10/31) as part of 98 total yards (61 rushing)
- Pounded out 92 tough yards at #8 Alabama (10/24), the most by a Vol vs. Tide since Tauren Poole (117) in 2010
- Ran for 80 yards on 21 carries vs. #19 Georgia (10/10)
- Gained 141 total yards (90 rushing and 51 receiving) vs. Arkansas (10/3)
- **Ran for 102 yards** and two touchdowns at Florida (9/26)
- Scored 5-yard receiving touchdown and 8-yard rushing TD, ran for 68 yards vs. Western Carolina (9/19)
- **Ran for 109 yards, third 100-yard game in a row, vs. #19 Oklahoma (9/12), became first back to run for 100 yards vs. Sooners in two seasons**
- Opened 2015 with **three rushing touchdowns** as part of

- 123 rushing yards in return to Midstate vs. Bowling Green (9/5); first Vol with three rushing TDs in a game since Joshua Dobbs (11/1/14) at South Carolina
- Went over 1,000 career rushing yards vs. Bowling Green
- **2014 Campus Insiders Honorable Mention Freshman All-American**
- In 2014, Vols leading rusher with 190 carries for 899 yards and five rushing touchdowns in 13 games with nine starts
- Fourth-leading freshman rusher in SEC (69.2 yd/game)
- Rushed for 100 yards four times (Georgia, South Carolina, Kentucky and Iowa in TaxSlayer Bowl), **most 100-yard rushing games by a true freshman since Jamal Lewis' seven in 1997**
- Rushing total of 899 yards was third-most in a single-season by a true freshman in Tennessee history; No. 2 James Stewart (908 in 1991) and No. 1 Jamal Lewis (1,364 in 1997)
- Ran for 122 yards with first multi-touchdown game in the 2015 TaxSlayer Bowl vs. Iowa (1/2/15); scored first two touchdowns of the game with scoring runs of three and 29 yards; 122 rushing yards in TaxSlayer Bowl were most by a Vol in a bowl game since Travis Henry ran for 180 yards in 2001 Cotton Bowl
- **Two rushing touchdowns in a bowl were most since Casey Clausen ran for a pair in the 2002 Citrus Bowl**
- **Ran for 125 yards at South Carolina (11/1), most by a Vols' true freshman since Jamal Lewis** had 127 in the 1997 SEC Championship Game; also had team-best seven catches for 58 yards including 21-yard fourth-quarter touchdown
- 119 rushing yards on 24 carries with a TD at #12/13 Georgia (9/27); yardage was first by a UT true freshman since Bryce Brown (2009)
- Tennessee State Mr. Football in 2012 at Beech H.S.
- As a junior in 2012, ran for Tennessee state-record 3,357 yards and 43 touchdowns; set state record with 294 points scored as a junior
- Averaged 240 yards per game and 10.58 yards per carry in 2012
- Had 200-plus yards in nine games as a junior, including three games with at least 390 yards on the ground
- Ran for Tennessee title-game records of 394 yards and seven touchdowns in 2012 championship, a 56-35 Beech win over Columbia Central
- Led Beech to 2012 state title with a perfect 15-0 record

>> Full profile on Media Guide Page 59

CAREER STATS

Rushing	GP/GS	No	Yds	Avg	Per/G	TD	Long	High Yd
2014	13/9	190	899	4.7	69.2	5	43-OU	125-SC
2015	11/11	234	1,038	4.4	94.4	10	35-UK	151-Miz
Totals	24/20	424	1,937	4.6	80.7	15	43-OU	151-Miz

Receiving	GP/GS	No	Yds	Avg	Per/G	TD	Long	High Yd
2014	13/9	35	221	6.3	17.0	2	30-OU	58-SC
2015	11/11	17	155	9.1	14.1	2	37-UK	51-Ark
Totals	24/20	52	376	7.2	15.7	4	37-UK	58-SC

CAREER HIGHS

Rushes	34 at Missouri, 11/21/15
Rushing Yards	151 at Missouri, 11/21/15
Rushing Touchdowns	3 vs. Bowling Green, 9/5/15
Receptions	7 at South Carolina, 11/1/14
Receiving Yards	58 at South Carolina, 11/1/14
Receiving Touchdowns	1 four times, last at Kentucky, 10/31/15
100-Yard Rushing Games	8 times, last at Missouri, 11/21/15
Multiple TD Games	5 times, last at Kentucky, 10/31/15

CAREER GAME-BY-GAME

2014 Opp.	Rush-Yds-TD, Lg	Rec-Yds-TD, Lg
Utah State	11-29-0, 7	2-16-1, 15
Ark. State	23-83-1, 12	0-0-0
at Oklahoma	14-97-0, 43	2-24-0, 30
at Georgia	24-119-1, 19	3-19-0, 18
Florida	10-39-0, 11	4-3-0, 9
Chattanooga	2-7-0, 7	0-0-0
at Ole Miss	13-40-0, 17	2-19-0, 13
Alabama	16-59-0, 12	6-27-0, 11
at So. Carolina	21-125-0, 16	7-58-1, 21
Kentucky	24-118-1, 14	1-11-0, 11
Missouri	11-40-0, 17	6-40-0, 11
at Vanderbilt	5-21-0, 8	0-0-0
vs. Iowa	16-122-2, 29	2-4-0
2015 Opp.	Rush-Yds-TD, Lg	Rec-Yds-TD, Lg
Bowling Green	23-123-3, 13	0-0-0
Oklahoma	24-106-1, 31	0-0-0
W. Carolina	11-68-1, 13	2-12-1, 7
at Florida	28-102-2, 21	1-7-0, 7
Arkansas	19-90-0, 35	3-51-0, 31
Georgia	21-80-0, 20	3-15-0, 11
at Alabama	18-92-1, 29	0-0-0

at Kentucky	18-61-1, 11	1-37-1, 37
So. Carolina	23-90-0, 20	3-13-0, 9
North Texas	15-72-1, 19	2-23-0, 14
at Missouri	34-151-0, 31	2- (-3)-0, 1

ON THE TENNESSEE CHARTS

Rushing Yards - Career

1.	3,078	Travis Henry	1997-2000
2.	2,964	Arian Foster	2005-08
10.	2,360	Reggie Cobb	1987-89
11.	2,336	Travis Stephens	1997-2001
12.	2,163	Rajion Neal	2010-13
13.	2,091	Charlie Garner	1992-93
14.	2,061	Aaron Hayden	1991-94
15.	1,952	Stanley Morgan	1973-76
16.	1,937	Jalen Hurd	2014-Present

Rushing Yards - Season

1.	1,464	Travis Stephens	2001
2.	1,438	Jay Graham	1995
8.	1,236	Chuck Webb	1989
9.	1,197	Reggie Cobb	1987
10.	1,193	Arian Foster	2007
11.	1,161	Charlie Garner	1993
12.	1,124	Rajion Neal	2013
13.	1,116	Johnnie Jones	1983
14.	1,107	Gerald Riggs Jr.	2004
15.	1,038	Jalen Hurd	2015

Rushing Attempts - Career

1.	650	Arian Foster	2005-08
8.	501	Cedric Houston	2001-04
9.	488	Travis Stephens	1997-2001
10.	487	Jamal Lewis	1997-99
11.	445	Reggie Cobb	1987-89
12.	444	Rajion Neal	2010-13
13.	424	Jalen Hurd	2014-Present

Rushing Attempts - Season

1.	291	Travis Stephens	2001
2.	282	Montario Hardesty	2009
3.	272	Jay Graham	1995
4.	253	Travis Henry	2000
5.	245	Arian Foster	2007
6.	237	Reggie Cobb	1987
7.	234	Jalen Hurd	2015

Rushing Yards By Sophomore - Season

1.	1,038	Jalen Hurd	2015
2.	970	Travis Henry	1998

Rushing Yards By True Freshman - Season

1.	1,364	Jamal Lewis	1997
2.	939	James Stewart	1991
3.	899	Jalen Hurd	2014
4.	704	Aaron Hayden	1991

100-Yard Rushing Games By True Freshman - Season

1.	7	Jamal Lewis	1997
2.	6	James Stewart	1991
3.	4	Jalen Hurd	2014
4.	3	Aaron Hayden	1991

#75 MARCUS JACKSON

OL, 6-2, 316, R-Sr., Vero Beach, Fla.

- Underwent season-ending biceps surgery in early August ending his season and likely his career with the Vols
- Returned to action in 2014, starting 12 of 13 games at left guard after a redshirt season in 2013
- Played in all 12 games in 2012 as a backup to Miami Dolphins draft pick Dallas Thomas
- 2011 Phil Steele First-Team Freshman All-American
- 2011 SEC Coaches All-Freshman Offensive Line

>> Full profile on Media Guide Page 60

CAREER STATS

Games Played/Started: 2011: 12/5; 2012: 12/0; 2013: 0/0; 2014: 12/12; 2015: 0/0; Career: 36/17

#15 JAUAN JENNINGS

WR, 6-3, 201, Fr., Murfreesboro, Tenn.

- Converted quarterback, freshman emerged as a surprise of training camp with move to receiver
- Played in first 10 games with five starts at receiver
- Has 13 catches for 142 yards along with seven rushes for 15 yards and a 58-yard passing touchdown
- Sat out game at Missouri (11/21) with quad injury
- 26-yard reception to set up TD vs. North Texas (11/14)
- Threw a 58-yard touchdown pass to Joshua Dobbs at Florida (9/26) for first pass attempt and completion
- Caught two passes for 15 yards, also ran two times for 13 yards out of Wildcat QB formation vs. W. Carolina (9/19)
- In college debut, in return to Midstate, had three catches

for 56 yards vs. Bowling Green (9/5)

- Became first true freshmen to start an opener at receiver since Marquez North in 2013

- One of 15 true freshmen to debut in 2015 opener, only one to start
- After working as quarterback as a early enrollee, arriving at UT in January, moved to receiver at start of camp
- Had his black stripe removed on Aug. 17
- Consensus 4-star recruit out of Blackman H.S.
- Honored as the 2014 Tennessee Mr. Football Division I Class AAA Back of the Year
- Named The Tennessee Player of the Year in 2014
- First team All-State and All-District as a senior
- Passed for 2,155 yards with 22 touchdown passes as a senior; ran for 883 yards with 17 touchdowns in leading Blaze to an 11-2 record and district title
- Guided Blackman to the Tennessee State quarterfinals in 2014 and semifinals in 2013.
- Played basketball (17 ppg, 8 rpg) and ran track for Blaze
- Sister Alexis Jennings plays basketball at University of Kentucky

>> Full profile on Media Guide Page 61

CAREER STATS

Receiving	GP/GS	No	Yds	Avg	Per/G	TD	Long	High Yd
2015	10/5	13	142	10.9	14.2	0	30	BG

Rushing	GP/GS	No	Yds	Avg	Per/G	TD	Long	High Yd
2015	10/5	7	15	2.1	1.5	0	12	WCU

Passing	GP/GS	Com	Att	TD	Int	Yds	Per/G	Long	High Yd
2015	10/0	1	2	1	0	58	5.8	58	UF

CAREER HIGHS

Receptions	3 vs. Bowling Green, 9/5/15
Receiving Yards	56 vs. Bowling Green, 9/5/15
Rushes	2 vs. Western Carolina, 9/19/15
Receiving Yards	12 vs. Western Carolina, 9/19/15
Pass Attempts/Completions	1 at Florida, 9/26/15
Passing Yards	58 at Florida, 9/26/15

CAREER GAME-BY-GAME

2015	Opp.	Rec-Yds-TD, Lg	Rush-Yds-TD, Lg	Passing
vs. B. Green	3-56-0, 30	2-3-0, 4		
Oklahoma	1-5-0, 5	0-0-0		
W. Carolina	2-15-0, 12	2-13-0, 12		
at Florida	1-1-0, 1	0-0-0	1-1-58, TD	
Arkansas	2-10-0, 6	0-0-0	0-1-0	
Georgia	1-13-0, 13	2-1-0, 1		
at Alabama	0-0-0	0-0-0		
at Kentucky	1-11-0, 11	1- (-2)-0, -2		
So. Carolina	1-5-0, 5	0-0-0		
North Texas	1-26-0, 16	0-0-0		
at Missouri	DNP-INJ			

#81 JOHNATHON JOHNSON

WR, 5-8, 184, Sr., Friendswood, Texas

- Third year at UT after transferring from Blinn College
- Played nine games in 2015 making nine catches for 107 yards
- Playing homestate team, North Texas (11/14), served as a game captain and had career-high tying three catches for 20 yards
- Key third-down reception of 24 yards on go-ahead scoring drive in fourth quarter vs. South Carolina (11/7)
- After limited time over four-game span due to injury, had a clutch 18-yard catch at #8 Alabama (10/24)
- Two catches for 27 yards vs. Bowling Green (9/5)
- In 2014, played in 11 games, making one start, with 10 catches for 117 yards with two touchdowns
- First two touchdowns of college career came vs. Chattanooga (10/11/14) on receptions of 21 and 19 yards, making three catches for 46 yards in win
- In 2013, in 10 games with two starts, made 13 catches for 189 yards
- Ran for 4,000 yards and 34 touchdowns in his prep career including 1,500 as a senior

>> Full profile on Media Guide Page 62

CAREER STATS

Receiving	GP/GS	No	Yds	Avg	Per/G	TD	Long	High Yd
2013	10/2	13	189	14.5	18.9	0	37	WKU
2014	11/1	10	117	11.7	10.6	2	27	UF
2015	9/1	9	107	11.9	11.9	0	24	SC
Totals	30/4	32	413	12.9	13.8	2	37	WKU

CAREER HIGHS

Receptions	3 at Missouri, 11/2/13 & vs. North Texas, 11/14/15
Receiving	57 vs. Western Kentucky, 9/7/13
Touchdowns	2 vs. Chattanooga, 10/11/14

CAREER GAME-BY-GAME

2013	Opp.	Rec-Yds-TD, Lg	2014	Opp.	Rec-Yds-TD, Lg
Austin Peay	2-15-0, 9		Utah State	DNP	
W. Kentucky	2-57-0, 37		Ark. State	1-4-0, 4	
at Oregon	DNP-INJ		at Oklahoma	0-0-0	
at Florida	DNP-INJ		at Georgia	1-24-0, 24	
So. Alabama	0-0-0		Florida	2-29-0, 27	
Georgia	0-0-0		Chattanooga	3-46-2, 21	
So. Carolina	1-6-0, 6		at Ole Miss	0-0-0	
at Alabama	1-24-0, 24		Alabama	DNP	
at Missouri	3-38-0, 25		at S. Carolina	0-0-0	
Auburn	2-14-0, 12		Kentucky	0-0-0	
Vanderbilt	0-0-0		Missouri	1-6-0, 6	
at Kentucky	2-35-0, 26		at Vanderbilt	0-0-0	
			vs. Iowa	2-8-0, 6	

2015	Opp.	Rec-Yds-TD, Lg	2015	Opp.	Rec-Yds-TD, Lg
vs. B. Green	2-27-0, 16		at Alabama	1-18-0, 18	
Oklahoma	2-18-0, 9		at Kentucky	0-0-0	
W. Carolina	DNP		So. Carolina	1-24-0, 24	
at Florida	DNP		N. Texas	3-20-0, 11	
Arkansas	0-0-0		at Missouri	0-0-0	
Georgia	0-0-0		Vanderbilt		

#66 JACK JONES

OL, 6-4, 307, Fr., Murfreesboro, Tenn.

- True freshman right guard, played eight games with one start
- Drew first start in college at #8 Alabama (10/24)
- Saw significant time at right guard vs. #19 Georgia (10/10) and did not allow a sack, while helping Vols to 519 yards of total offense
- One of 15 true freshmen to debut vs. Bowling Green (9/5)
- Consensus 4-star recruit from Oakland H.S.
- 2015 Under Armour All-American
- Honored as Tennessee Class AAA Mr. Football Lineman of the Year in both 2013 and 2014
- All-state selection in Tennessee as a junior and senior
- Posted 125 pancake blocks as a senior, despite missing three games with a knee injury
- Helped Patriots to a 14-2 record as a senior
- Played both offensive and defensive line
- Had 121 pancake blocks as a junior
- Also played basketball in high school
- Served as class president, member of FCA and Young Life in high school

>> Full profile on Media Guide Page 64

CAREER STATS

Games Played/Started: 2015: 8/1

#53 COLTON JUMPER

LB, 6-2, 224, So., Lookout Mountain, Tenn.

- Middle linebacker in second year in program
- Played all 11 games, started three games in 2015, making eight tackles
- Four tackles and TFL vs. #19 Oklahoma (9/12)
- Made two tackles in 2015 opener vs. Bowling Green (9/5)
- One of 21 true freshmen to make debut vs. Utah State (8/31/14) for only game he played in 2014
- Spent a post-graduate year at The Hun School in Princeton, N.J., in 2013
- Finished high school career at Baylor with 251 tackles, 39 TFL, 22 sacks, two interceptions, caused five fumbles, recovered two fumbles and blocked one FG
- Brother of Vol freshman tight end Will Jumper

>> Full profile on Media Guide Page 64

CAREER STATS

Defense	GP/GS	UT	AT	TT	Sack	TFL	FF	FR	QH	Int	High Tk
2014	1/0	0	0	0	0-0	0-0	0	0	0	0-0	--
2015	11/3	5	3	8	0-0	1-1	0	0	1	0-0	4-OU
Totals	12/3	5	3	8	0-0	1-1	0	0	1	0-0	4-OU

CAREER HIGHS

Tackles	4 vs. Oklahoma, 9/12/15
Tackles for Loss	1 vs. Oklahoma, 9/12/15

GAME-BY-GAME STATISTICS

2015	Opp.	U-A-T, Other	2015	Opp.	U-A-T, Other
vs. B. Green	1-1-2		at Alabama	0-0-0	
Oklahoma	3-1-4, 1-1 tfl		at Kentucky	0-0-0	
W. Carolina	1-1-2		So. Carolina	0-0-0	
at Florida	0-0-0		No. Texas	0-0-0 qh	
Arkansas	0-0-0		at Missouri	0-0-0	
Georgia	0-0-0		Vanderbilt		

#6 ALVIN KAMARA

RB, 5-10, 215, R-So., Norcross, Ga.

- 2015 Lindy's Sports SEC Newcomer of the Year
- 2015 Athlon Sports No. 2 Top JUCO Transfers
- Transferred to Tennessee following a JUCO season at Hutchinson C.C., after beginning career at Alabama with a redshirt season in 2013
- Consensus 5-star JUCO prospect, No. 2 overall JUCO prospect by ESPN
- Played all 11 games in 2015, rushing for 546 yards (49.6 yards/game) with six rushing touchdowns
- **Averaging 6.8 yards per carry**
- **Two 100-yard rushing games (144 vs. Bowling Green and 127 vs. North Texas)**
- **Five multi-touchdown games (Bowling Green, Western Carolina, Georgia, South Carolina) for his 10 touchdowns (two touchdowns in each game he has scored)**
- **Four touchdowns in last three games**
- **Tied for second on team in receptions with 29** for 220 yards and three receiving touchdowns
- As a punt returner, six returns for 99 yards (16.5 average) with a touchdown
- Rushed for 43 yards and caught four passes for 23 yards in win at Missouri (11/21)
- **Ran for 127 yards on 15 carries, including touchdown runs of 27 and 15 yards** vs. North Texas (11/14)
- Scored on a 4-yard rush and an 11-yard reception for two touchdowns in win over South Carolina (11/7)
- Ripped off a career-long 63 yard rush at Kentucky (10/31) as part of 70 rushing yards along with two catches for 13 yards and a 15-yard punt return
- In return to Alabama (10/24), was team's leading receiver with four catches for 44 yards along with 21 rushing yards
- Scored two receiving touchdowns as Vols rallied from 24-3 deficit to beat #19 Georgia (10/10), finishing with five catches for 31 yards
- Rushed for 36 yards along with team-high four catches for 40 yards vs. Arkansas (10/3)
- **Second Vol in history with a rushing touchdown and punt return for touchdown in the same game** (other was Stanley Morgan in 1975 vs. Maryland) with 2-yard rushing TD and 50-yard punt return TD vs. Western Carolina (9/19); **touchdown for punt return was first return of his career in high school, junior college or college;** also ran for 47 yards
- **Rushed for 144 yards and two touchdowns in UT debut vs Bowling Green (9/5); his 144 rushing yards set school record for most rushing yards in a debut game**
- Named KJCCC Offensive Player of the Year in 2014
- In nine games, ran for 1,211 yards (134.6 per game) with 18 touchdowns
- Led Blue Dragons with 1,469 yards of total offense and 21 touchdowns; caught 18 passes for 219 yards and three receiving touchdowns
- Helped Blue Dragons to school-record 11 victories and No. 4 national JUCO ranking
- Ran for 220 yards and four touchdowns in win over Iowa Central (9/20/14) as he totaled 283 all-purpose yards
- Coming out of Norcross H.S., in 2012, was #1 overall all-purpose back by 247 Sports and #2 by Rivals.com
- Rushed for 2,264 yards and 26 touchdowns while averaging 7.5 yards per carry as a senior in 2012

>> Full profile on Media Guide Page 65

CAREER STATS

Rushing	GP/GS	No	Yds	Avg	Per/G	TD	Long	High Yd
2015	11/0	80	546	6.8	49.6	6	63-UK	144-BG

Receiving	GP/GS	No	Yds	Avg	Per/G	TD	Long	High Yd
2015	11/0	29	220	7.6	20.0	3	23-UGa	44-Ala

Punt Returns	GP/GS	No	Yds	Avg	Per/G	TD	Long	High Yd
2015	11/0	6	99	16.5	9.0	1	150-WCU	56-WCU

CAREER HIGHS

Rushes	15 vs. Bowling Green, 9/5/15 & N. Texas, 11/14/15
Rushing Yards	144 vs. Bowling Green, 9/5/15
Rushing Touchdowns	2 vs. Bowling Green, 9/5/15 & N. Texas, 11/14/15
Receptions	5 vs. Georgia, 10/10/15
Receiving Yards	44 at Alabama, 10/24/15
Receiving Touchdowns	2 vs. Georgia, 10/10/15
Punt Returns	2 vs. W. Carolina, 9/19/15 & vs. Arkansas, 10/3/15
Punt Return Yards	56 vs. Western Carolina, 9/19/15
Touchdowns	2 five times, last vs. North Texas, 11/14/15

CAREER GAME-BY-GAME

2015	Opp.	Rush-Yds-TD, Lg	Rec-Yds-TD, Lg	PR-Yds-TD, Lg
vs. B. Green	15-144-2, 56	2- (-1)-0, 2	0-0-0	
Oklahoma	4-4-0, 3	1-5-0, 5	0-0-0	

W. Carolina	7-47-1, 13	0-0-0	2-56-1, 50
at Florida	5-16-0, 6	3-33-0, 19	1-22-0, 22
Arkansas	7-36-0, 13	4-40-0, 19	2-6-0, 4
Georgia	7-8-0, 4	5-31-2, 23	0-0-0
at Alabama	5-21-0, 12	4-44-0, 20	0-0-0
at Kentucky	4-70-0, 63	2-13-0, 9	1-15-0, 15
So. Carolina	4-30-1, 23	3-27-1, 20	0-0-0
North Texas	15-127-2, 27	1-5-0, 5	0-0-0
at Missouri	7-46-0, 20	4-23-0, 13	0-0-0

#4 JOHN KELLY

RB, 5-9, 212, Fr., Detroit, Mich.

- True freshman has played in nine games, rushing 36 times for 161 yards; also plays key role on special teams
- Carried five times 15 yards vs. North Texas (11/14)
- Ran for 58 yards on 10 carries at Kentucky (10/31)
- Recovered key fumble on kickoff coverage to help Vols' rally vs. #19 Georgia (10/10)
- Ran for 59 yards on 13 carries vs. Western Carolina (9/19)
- One of 15 true freshmen to debut vs. Bowling Green (9/5), rushed eight times for 29 yards late in game
- Three-year starter for the Knights playing running back, cornerback and returner
- Associated Press Michigan All-State Team in 2014
- Totaled 25 touchdowns as a senior, scoring five different ways (rushing, receiving, kickoff return, punt return and interception)
- Averaged 10 yards per carry with 1,321 rushing yards on 138 carries with 21 rushing touchdowns
- Also had 39 tackles in the secondary

>> Full profile on Media Guide Page 65

CAREER STATS

Rushing	GP/GS	No	Yds	Avg	Per/G	TD	Long	High Yd
2015	9/0	36	161	4.5	17.9	0	22-UK	59-WCU

CAREER HIGHS

Rushes	13 vs. Western Carolina, 9/19/15
Rushing Yards	59 vs. Western Carolina, 9/19/15
Fumble Recovery	1 vs. Georgia, 10/10/15

CAREER GAME-BY-GAME

2015	Opp.	Rush-Yds-TD, Lg	Rec-Yds-TD, Lg
vs. B. Green	8-29-0, 9	0-0-0	
Oklahoma	DNP		
W. Carolina	13-59-0, 7	0-0-0	
at Florida	0-0-0	0-0-0	
Arkansas	DNP		
Georgia	0-0-0	0-0-0	FR on KO coverage
at Alabama	0-0-0	0-0-0	
at Kentucky	10-58-0, 22	0-0-0	
So. Carolina	0-0-0	0-0-0	
North Texas	5-15-0, 9	0-0-0	
at Missouri	0-0-0	0-0-0	

#6 TODD KELLY JR.

DB, 5-11, 208, So., Knoxville, Tenn.

- Seeing lots of time at strong safety in sophomore season
- Played in 11 games with two starts in 2015, has 44 tackles, **fifth on team** and **tied for team lead with two interceptions**
- Six tackles vs. South Carolina (11/7) for 14 tackles in three-game span
- Four stops at #8 Alabama (10/24)
- Four tackles and two pass break-ups vs. #19 Georgia (10/10)
- Five tackles at Florida (9/26)
- Tied for team lead with five tackles vs. W. Carolina (9/19)
- Returned to starting lineup vs. #19 Oklahoma (9/12), had **first multi-interception game to go along with career-high eight tackles**; last Vol with two interceptions in a game was Brian Randolph vs. WKU (9/7/13)
- After spending a week in the hospital with an infection, opened 2015 with two tackles vs. Bowling Green (9/5)
- **2014 Freshman All-SEC Team**
- **One of seven legacy freshmen on the roster in 2014, following father Todd Kelly Sr. to Vols**
- **Led all freshmen in the SEC with three interceptions**
- In 2014, played in all 13 games, starting three games, making 33 tackles on the season with three interceptions
- Three interceptions were most by a Vols true freshman since Eric Berry had five in 2007
- In debut, recovered fumble to set up Vols' second TD of game, also made two tackles vs. Utah State (8/31/14)
- 2013 Gatorade State Player of the Year for Tennessee
- Tenn. Titans Division II-A Mr. Football in both 2012, 2013
- 2013 U.S. Army All-American Bowl selection
- 2012 Knoxville News Sentinel's Defensive Player of Year

>> Full profile on Media Guide Page 66

CAREER STATS

Defense	GP/GS	UT	AT	TT	Sack	TFL	FF	FR	PD	Int	High Tk
2014	13/3	22	11	33	0-0	0-0	0	1	5	3-21	6-Miz
2015	11/2	29	15	44	0-0	0-0	0	0	4	2-5	8-OU
Totals	24/5	51	26	77	0-0	0-0	0	1	9	5-26	8-OU

CAREER HIGHS

Tackles	8 vs. Oklahoma, 9/12/15
Interceptions	2 vs. Oklahoma, 9/12/15
Fumble Recoveries	1 vs. Utah State, 8/31/14

GAME-BY-GAME STATISTICS

2014	Opp.	U-A-T, Other	2015	Opp.	U-A-T, Other
Utah State	2-0-2, fr	vs. B. Green	1-1-2		
Ark. State	4-1-5	Oklahoma	4-4-8, 2-5 int		
at Oklahoma	0-0-0, pd	W. Carolina	4-1-5		
at Georgia	2-2-4, 1-0 int, pd	at Florida	2-3-5		
Florida	1-1-2, 1-21 int	Arkansas	0-2-2		
Chattanooga	3-1-4	Georgia	4-0-4, 2 pbu		
at Ole Miss	2-1-3	at Alabama	3-1-4		
Alabama	1-1-2	at Kentucky	3-0-3		
at S. Carolina	0-0-0	So. Carolina	6-0-6		
Kentucky	0-1-1	N. Texas	2-2-4		
Missouri	5-1-6	at Missouri	0-1-1		
at Vanderbilt	1-0-1, 1-0 int	Vanderbilt			
vs. Iowa	1-2-3				

#63 BRETT KENDRICK

OL, 6-6, 318, R-So., Knoxville, Tenn.

- Started first five games of 2015 at right tackle
- Sat out last six games vs. #19 Georgia (10/10) through at Missouri (11/21) with elbow and knee injuries
- Vols ran for 254 yards at Florida (9/26), most by UT in the series
- Helped team to 604 yards of total offense and 399 rushing yards (most since 1994) vs. Bowling Green (9/5)
- Played all 13 games and started twice in 2014
- Started at left tackle vs. #4 Alabama (10/25/14), first start since Arkansas State (9/6/14)
- Saw most extensive playing time since Arkansas State game when he played at left tackle at #3 Ole Miss (10/18/14)
- Started at left tackle in second game of season after injury to Jacob Gilliam vs. Arkansas State (9/6/14) for first start of his career

>> Full profile on Media Guide Page 67

CAREER STATS

Games Played/Started: 2013: 0/0; 2014: 13/2; 2015: 5/5; Career: 18/7

#77 KYLER KERBYSON

OL, 6-4, 318, R-Sr., Knoxville, Tenn.

- Returning starter, starting at left tackle in 2015, starting all 11 games; Vols averaging 413.3 yards per game and 213.7 rushing yards per game (**second in SEC**)
- **Vols have gained 2,351 rushing yards in 11 games, most since 2,418 in 2004**
- Vols have gained 200-plus rushing yards in seven games
- Vols ran for 248 at Missouri (11/21), most allowed by Tigers in 2015 and more than doubling average of rush defense (113 ypg) entering the game
- Tennessee ran for 237 yards vs. North Texas (11/14)
- Vols gained 482 yards, including 249 on ground at Kentucky (10/31)
- Helped Vols pile up 519 yards of offense, including 207 rushing yards in win over #19 Georgia (10/10)
- Vols ran for 254 yards at Florida (9/26), most by Tennessee in series history
- **Named SEC Offensive Lineman of The Week (9/7)**
- Helped team to 604 yards of total offense and 399 rushing yards (most since 1994) vs. Bowling Green (9/5)
- 2014 SEC Academic Honor Roll
- 2014 Hammer Strength All-American
- Awarded the Harvey Robinson Offensive Player Award at the 2014 Orange and White Game
- **In 2014, started all 13 games at three different positions: right tackle (2), left tackle (10) and left guard (1)**
- Started first two games at right tackle, the next five games at left tackle, the next at left guard before returning to left tackle at South Carolina (11/14/14)
- Drew start at left guard vs. #4 Alabama (10/25/14) in place of injured Marcus Jackson
- Drew first start at left tackle at #4/3 Oklahoma (9/13/14)
- First-career start in opener vs. Utah State (8/31/14)
- 2013 SEC Academic Honor Roll
- Played in 2013 as a backup right tackle in all 12 games

>> Full profile on Media Guide Page 68

CAREER STATS

Games Played/Started: 2012: 7/0; 2013: 12/0; 2014: 13/13; 2015: 11/11;
Totals: 43/24

#34 DARRIN KIRKLAND JR.

LB, 6-1, 224, Fr., Indianapolis, Ind.

- Played in all 11 games with eight starts at middle line-backer as a true freshman, making 57 tackles (**third on team**) with 5.0 TFLs and 2.0 sacks, an interception and five quarterback hurries
 - **Stands fifth in career tackles by a true freshman at Tennessee with 57, next on list is Jonathan Hefney with 65**
 - **Second in SEC in tackles by freshmen** (Dre Greenlaw of Arkansas has 88)
 - **22 tackles in last three games**
 - Five tackles and a clutch fumble recovery at Missouri (11/21)
 - Led Vols in tackles with eight, including a TFL vs. North Texas (11/14)
 - Career-high of nine tackles vs. South Carolina (11/7)
 - First career interception along with six tackles at Kentucky (10/31)
 - Equaled season high with seven tackles at #8 Alabama (10/24)
 - Season-high seven tackles vs. Arkansas (10/3)
 - Five tackles including 1.5 TFLs and a 9-yard sack at Florida (9/26)
 - First career start came vs. Western Carolina (9/19), made four tackles
 - As one of 15 true freshmen to debut vs. Bowling Green (9/5), made three tackles including a 9-yard sack
 - Consensus 4-star recruit out of Lawrence Central in Indiana
 - Played in U.S. Army All-American Game in 2015
 - MaxPreps All-American, played in The Opening in 2014
 - Honored as all-state in Indiana in both 2013 and 2014
 - Had 367 tackles in his three-year prep career
 - Piled up 121 tackles as a senior, including 13.5 tackles for loss along with three interceptions in 2014
 - Earned Honor Roll every semester in high school
- >> Full profile on Media Guide Page 68

CAREER STATS

Defense/GP/GS	UT	AT	TT	Sack	TFL	FF	FR	QH	Int	High Tk
2015	11/8	35	22	57	2-18	5-21	0	1	5	1-26
										9-SC

CAREER HIGHS

Tackles	9 vs. South Carolina, 11/7/15
Sacks	1 vs. Bowling Green, 9/5/15 & at Florida, 9/26/15
Tackle for Loss	1.5 at Florida, 9/26/15
Interceptions	1 at Kentucky, 10/31/15
Fumble Recovery	1 at Missouri, 11/21/15

GAME-BY-GAME STATISTICS

2015 Opp.	U-A-T, Other	2015 Opp.	U-A-T, Other
vs. B. Green	2-1-3, 1-9 sk, 1-9 tfl	at Alabama	5-2-7, 0.5-1 tfl
Oklahoma	2-0-2	at Kentucky	2-4-6, 1-26 int, 1-1 tfl, 2 qh
W. Carolina	2-2-4	So. Carolina	5-4-9, qh
at Florida	3-2-5, 1.5-9 tfl, 1-9 sk	N. Texas	5-3-8, 1-1 tfl
Arkansas	6-1-7, qh	at Missouri	2-3-5, fr
Georgia	1-0-1, qh	Vanderbilt	

ON THE TENNESSEE CHARTS

Tackles By True Freshman - Season

1.	86	Eric Berry	2007
2.	80	A.J. Johnson	2011
3.	72	Derek Barnett	2014
4.	65	Jonathan Hefney	2004
5.	57	Darrin Kirkland Jr.	2015
6.	56	Curt Maggitt	2011

#4 LATROY LEWIS

DE, 6-4, 256, So., Akron, Ohio.

- Working at left defensive end along with Corey Vereen
 - Played in all 11 games, with five starts, in 2015, making 25 tackles with a TFL, forced fumble and four quarterback hurries
 - Started in win at Missouri (11/21) and posted three tackles with a forced fumble
 - Career-high five tackles in win vs. #19 Georgia (10/10)
 - Made three tackles in start at Florida (9/26)
 - Second start of career, first of 2015, came vs. Western Carolina (9/19), making career-high four tackles
 - In 2014, played in all 13 games, with one start, had eight tackles, with 5.0 TFLs, a sack, pass break-up and two quarterback hurries
 - Drew first start of career at Vanderbilt (11/29/14)
 - Two tackles with a 2-yard TFL vs. Kentucky (11/15/14)
- >> Full profile on Media Guide Page 69

CAREER STATS

Defense/GP/GS	UT	AT	TT	Sack	TFL	FF	FR	QH	Int	High Tk
2013	6/0	3	1	4	0-0	1-1	0	0	0-0	3-APSU
2014	13/1	6	2	8	1-5	5-24	1	0	0-0	3-UTC
2015	11/5	14	11	25	0-0	1-1	1	0	3	0-0
										5-UGA
Totals	30/6	23	14	37	1-5	7-26	2	0	3	0-0
										5-UGA

CAREER HIGHS

Tackles	5 vs. Georgia, 10/10/15
Sacks	1 vs. Utah State, 8/31/14
Tackles for Loss	1 seven times, last, vs. Bowling Green, 9/5/15
Forced Fumble	1 at Georgia, 9/28/14 & at Missouri, 11/21/15

GAME-BY-GAME STATISTICS

2014 Opp.	U-A-T, Other	2015 Opp.	U-A-T, Other
Utah State	1-0-1, 1-5 sk, 1-5 tfl, qh vs. B. Green	2-0-2, 1-1 tfl	
Ark. State	1-0-1, 1-1 tfl	Oklahoma	0-0-0
at Oklahoma	0-0-0	W. Carolina	1-3-4
at Georgia	1-0-1, 1-4 tfl, ff	at Florida	3-0-3
Florida	0-0-0	Arkansas	2-1-3, qh
Chattanooga	2-1-3, 1-12 tfl	Georgia	4-1-5, qh
at Ole Miss	0-0-0	at Alabama	1-0-1
Alabama	0-0-0	at Kentucky	0-2-2
at S. Carolina	0-0-0	So. Carolina	0-0-0, pbu
Kentucky	1-1-2, 1-2 tfl	N. Texas	0-2-2, qh
Missouri	0-0-0	at Missouri	1-2-3, ff
at Vanderbilt	0-0-0	Vanderbilt	
vs. Iowa	0-0-0, qh, pbu		

#56 CURT MAGGITT

(pronounced muh-JIT)

LB/DL, 6-4, 252, Fr., Palm Beach, Fla.

- **Sidelined with hip injury, as announced by Butch Jones on Sept. 14, expected to miss between 8-10 weeks**
 - **2015 Preseason All-SEC First Team by AP & Coaches**
 - **2015 Phil Steele Preseason Third Team All-American**
 - 2015 Lindy's Sports No. 8 Top Defensive Ends
 - 2015 Lindy's Sports Preseason Second Team All-SEC
 - 2015 Athlon Sports Preseason Second Team All-SEC
 - Started first two games in 2015, made seven tackles with three TFLs
 - Three tackles, including two TFLs vs. #19 Oklahoma (9/12), battling injury during game
 - Opened 2015 senior season with four tackles and TFL vs. Bowling Green (9/5)
 - **2014 All-SEC Associated Press Second Team**
 - Returned to action in 2014 after a redshirt season in 2013 following recovering from off-season surgeries
 - **Played in all 13 games with 10 starts in 2014, making 48 tackles with team-best 11.0 sacks and 15.0 tackles for loss (second on team to Barnett)**
 - **Third in SEC in sacks (11.0), tied for fifth in TFLs (15.0)**
 - **Tied for 12th in the nation with 11.0 sacks**
 - **Combined with Derek Barnett for 21 total sacks, third-most of any duo in the nation**
 - Had eight sacks in last six games with 2.0 sacks in three of last five games in 2014
 - Had 659 days between games when he played in 2014 opener vs. Utah State (8/31)
 - **Honored with the first annual Al Wilson Leadership Award at 2014 Orange & White Spring Game**
 - In 2012, was second-year starter at MLB, played in eight games while battling injuries throughout the season
 - 2011 Third-Team Freshman All-American by Phil Steele
 - In 2011, played 11 of 12 games, started eight games at SLB as a true freshman, finished tied for third on team with 56 tackles, 5.5 TFLs for 19 yards (fourth-most TFLs on team), two quarterback hurries and forced fumble
- >> Full profile on Media Guide Page 71

CAREER STATS

Defense/GP/GS	UT	AT	TT	Sack	TFL	FF	FR	QH	Int	High Tk
2011	11/8	29	27	56	0.5-6	5.5-19	1	0	2	0-0
										7-4x
2012	9/9	16	14	30	2-31	5-37	2	0	3	0-0
										5-3x
2014	12/9	30	13	43	11-56	15-68	1	0	3	0-0
										6-SC
2015	2/2	4	3	7	0-0	3-8	0	1	0	0-0
										4-BG
Totals	34/28	79	57	136	13.5-93	28.5-132	4	0	11	0-0
										7-4x

CAREER HIGHS

Tackles	7, four times, last at Kentucky, 11/26/11
Tackles For Loss	2.5 vs. Vanderbilt, 11/19/11 & at Georgia, 9/27/14
Sacks	2 four times, last at Vanderbilt, 11/29/14
Quarterback Hurries	3 vs. Missouri, 11/10/12

GAME-BY-GAME STATISTICS

2011 Opp.	U-A-T, Other	2012 Opp.	U-A-T, Other
Montana	3-0-3	vs. NC State	4-1-5, 1-18 sk, 1-18 tfl, ff
Cincinnati	0-3-3, 0.5-6 sk, 0.5-6 tfl	Ga. State	DNP-INJ
at Florida	3-3-6, 0.5-2 tfl, qh	Florida	4-1-5
Buffalo	5-2-7, 0.5-0 tfl	Akron	1-0-1, qh

Georgia	0-2-2	at Georgia	1-2-3, ff
LSU	6-1-7	at Miss State	0-2-2, 0.5-1 tfl
at Alabama	3-3-6, 0.5-2 tfl	Alabama	2-1-3
South Carolina	DNP-INJ	at So. Carolina	1-0-1, 1-13 sk
MTSU	1-1-2	Troy	2-3-5, 1-3 tfl
at Arkansas	2-4-6, 1-3 tfl, ff	Missouri	1-4-5, 1.5-2 tfl, 3 qh, pd
Vanderbilt	2-5-7, 2.5-6 tfl	at Vanderbilt	DNP-INJ
at Kentucky	4-3-7	Kentucky	DNP-INJ

2014 Opp.	U-A-T, Other	2015 Opp.	U-A-T, Other
Utah State	2-0-2, 1-4 tfl	vs. B. Green	2-2-4, qh
Ark. State	2-2-4, qh	Oklahoma	2-1-3, 2-5 tfl
at Oklahoma	2-2-4	W. Carolina	DNP-INJ
at Georgia	3-2-5, 2-4 sk, 2.5-5 tfl, ff	at Florida	DNP-INJ
Florida	2-1-3, 1-7 sk, 1-5-8 tfl	Arkansas	DNP-INJ
Chattanooga	1-0-1, 1-5 tfl	Georgia	DNP-INJ
at Ole Miss	4-0-4, qh	at Alabama	DNP-INJ
Alabama	3-0-3, 1-6 sk, 1-6 tfl	at Kentucky	DNP-INJ
at So. Carolina	3-3-6, 2-12 sk, 2-12 tfl	So. Carolina	DNP-INJ
Kentucky	2-0-2, 2-10 sk, 2-10 tfl	N. Texas	DNP-INJ
Missouri	3-1-4, 1-7 sk, 1-7 tfl	at Missouri	DNP-INJ
at Vanderbilt	3-2-5, 2-10 sk, 2-10 tfl, qh	Vanderbilt	
vs. Iowa	4-1-5, 2 qh, 1-1 tfl		

ON THE TENNESSEE CHARTS

Sacks - Season

1.	15.0	Reggie White	1983
2.	13.5	Jonathan Brown	1997
3.	12.0	John Henderson	2000
4.	11.0	Curt Maggitt	2014
	11.0	Leonard Little	1995
		Todd Kelly	1992

#3 JOSH MALONE

WR, 6-3, 197, So., Gallatin, Tenn.

- In 10 starts at receiver in 2015, **tied second on Vols with 29 catches for team-best 388 yards** with two touchdowns
 - Four catches for 38 yards vs. North Texas (11/14)
 - **First career 100-yard receiving game** at Kentucky (10/31) as he had four catches for 103 yards including **career-long 75-yard touchdown reception (longest pass for Vols in 2015); game was first 100-yard receiving game for Vols in 2015**
 - Two catches for 43 yards, with a 34-yarder to help give Vols late lead at #8 Alabama (10/24)
 - Topped Vols with five catches for 60 yards in win over #19 Georgia (10/10)
 - Three catches for 17 yards vs. Arkansas (10/3)
 - Led Vols with four catches for 33 yards vs. Western Carolina (9/19)
 - Scored second career touchdown on a 9-yard score vs. #19 Oklahoma (9/12), making two catches for 19 yards
 - In return to Midstate, started and had three catches for 40 yards vs. Bowling Green (9/5)
 - In 2014, played in all 13 games, with six starts, making 23 catches for 231 yards with one touchdown
 - First career touchdown on 9-yard reception vs. #4 Alabama (10/25/14) on Joshua Dobbs' first TD pass of season
 - 5-star prospect and rated as #1 prospect in the state of Tennessee and #2 wide receiver in the nation by Rivals
 - Played in 2014 U.S. Army All-American Game
 - Participated in The Opening 2013, showcasing the nation's elite prospects
 - Named Tennessee Mr. Football in 2013
 - First Team All-State honors from TSWA as a senior
 - Scored 31 touchdowns as a senior in 2013, scoring TDs four different ways (receiving, rushing, kickoff return and interception return)
 - Cousin of former Vols defensive back and 1998 National Champion Mikki Allen
- >> Full profile on Media Guide Page 72

CAREER STATS

Receiving	GP/GS	No	Yds	Avg	Per/G	TD	Long	High Yd
2014	13/6	23	231	10.0	17.8	1	20-Miss	75-Miss
2015	11/10	29	388	13.4	35.3	2	75-UK	103-UK
Totals	24/16	52	619	11.9	25.8	3	75-UK	103-UK

CAREER HIGHS

Receptions	5 three times, last vs. Georgia, 10/10/15
Receiving Yards	103 at Kentucky, 10/31/15
Touchdowns	1 three times, last at Kentucky, 10/31/15

CAREER GAME-BY-GAME

2014 Opp.	Rec-Yds-TD, Lg	2015 Rec-Yds-TD, Lg
Utah State	2-26-0, 15	vs. B. Green 3-40-0
Ark. State	1-14-0, 14	Oklahoma 2-19-1, 10
at Oklahoma	2-23-0, 14	W. Carolina 4-33-0, 19
at Georgia	5-43-0, 16	at Florida 0-0-0
Florida	4-28-0, 17	Arkansas 3-17-0, 11

Chattanooga	0-0-0	Georgia	5-60-0, 23
at Ole Miss	5-75-0, 20	at Alabama	2-43-0, 34
Alabama	1-9-1, 9	at Kentucky	4-103-1, 75
at S.Carolina	0-0-0	So. Carolina	0-0-0
Kentucky	2-9-0, 7	No. Texas	4-38-0, 22
Missouri	0-0-0	at Missouri	2-35-0, 21
at Vanderbilt	0-0-0	Vanderbilt	
vs. Iowa	1-4-0		

#8 JUSTIN MARTIN

DB, 6-2, 173, So., Antioch, Tenn.

- Competing for time at cornerback in first year with Vols, played in all 11 games, starting last four games
- Made 16 tackles along with five pass break-ups
- First UT start came at Kentucky (10/31), making three tackles
- Saw most playing time of career with seven tackles and a pass break-up at #8 Alabama (10/24)
- Two tackles vs. Arkansas (10/3)
- First tackle came vs. Western Carolina (9/19)
- One of 22 players to make their Vols debut vs. Bowling Green (9/5), which was a return to his area
- 2015 Sporting News Top JUCO Players Moving On
- 2015 Athlon Sports No. 11 Top JUCO Transfers
- In 2014, played in nine games at Northeast Oklahoma A&M College in Miami, Oklahoma for coach Ryan Held
- 247 Sports' #1 JUCO cornerback and #1 in Tennessee
- At Overton H.S., named to 2013 Tennessean All-Midstate first-team
- Helped Overton to a 2013 undefeated regular season and 11-1 overall record
- Rushed for 1,887 yards and 26 touchdowns in his senior season of 2013

>> Full profile on Media Guide Page 73

CAREER STATS

Defense	GP/GS	UT	AT	TT	Sack	TFL	FF	FR	PD	Int	High Tk
2015	11/4	14	2	16	0-0	0-0	0	0	5	0-0	7-Ala

CAREER HIGHS

Tackles	7 at Alabama, 10/24/15
Pass Break-Ups	2 vs. South Carolina, 11/7/15

GAME-BY-GAME STATISTICS

2015 Opp.	U-A-T, Other	2015 Opp.	U-A-T, Other
vs. B. Green	0-0-0	at Alabama	7-0-7, pbu
Oklahoma	0-0-0	at Kentucky	3-0-3, pbu
W. Carolina	1-0-1, pbu	So. Carolina	1-0-1, 2 pbu
at Florida	0-0-0	No. Texas	0-2-2
Arkansas	2-0-2	at Missouri	0-0-0
Georgia	0-0-0	Vanderbilt	

#20 CORTEZ McDOWELL

LB, 6-0, 240, So., Locust Grove, Ga.

- Back-up WILL linebacker behind Jalen Reeves-Maybin
- Played in all 11 games with 10 tackles, with **team-high eight special teams**
- In 2014, played in all 13 games on special teams and as a reserve WILL linebacker, making 19 tackles; led team with 14 special teams tackles
- Following in Reeves-Maybin in moving from safety to linebacker early in college career

>> Full profile on Media Guide Page 73

CAREER STATS

Defense	GP/GS	UT	AT	TT	Sack	TFL	FF	FR	PD	Int	High Tk
2014	13/0	10	9	19	0-0	0-0	0	1	0	0-0	4-UGa
2015	11/0	7	3	10	0-0	0-0	0	0	0	0-0	2-2x
Career	24/0	17	12	29	0-0	0-0	0	1	0	0-0	4-UGa

CAREER HIGHS

Tackles	4 vs. Georgia 9/27/14
Fumble Recovery	1 vs. Chattanooga, 10/11/14

GAME-BY-GAME STATISTICS

2014 Opp.	U-A-T, Other	2015 Opp.	U-A-T, Other
Utah State	0-0-0	vs. B. Green	0-0-0
Ark. State	1-0-1	Oklahoma	1-1-2
at Oklahoma	0-0-0	W. Carolina	1-0-1
at Georgia	2-2-4	at Florida	1-0-1
Florida	0-0-0	Arkansas	0-1-1
Chattanooga	0-3-3, fr	Georgia	2-0-2
at Ole Miss	1-0-1	at Alabama	0-0-0
Alabama	1-0-1	at Kentucky	1-0-1
at S. Carolina	1-1-2	So. Carolina	1-0-1
Kentucky	1-2-3	No. Texas	0-0-0
Missouri	1-0-1	at Missouri	0-1-1
at Vanderbilt	2-0-2	Vanderbilt	
vs. Iowa	0-1-1		

#1 KAHLIL MCKENZIE

DT, 6-3, 344, Fr., Walnut Creek, Calif.

- True freshman vying for time at defensive tackle
- Played in all 11 games, making 18 tackles with a sack, TFL and a forced fumble
- First career sack came in win at Missouri (11/21), with his father Reggie in attendance
- Four tackles in win over #19 Georgia (10/10)
- Five tackles vs. Arkansas (10/3) in most playing time
- Two tackles and forced fumble vs. W. Carolina (9/19)
- With father & Raiders GM Reggie McKenzie in attendance, made first college tackle vs. #19 Oklahoma (9/12)
- One of 15 true freshmen to debut vs. Bowling Green (9/5) in Vols opener
- 2015 Lindy's Sports No. 4 Impact True Freshman
- Entered college as Scout's #1 overall prospect in nation**
- 5-star recruit, who was a 2015 U.S. Army All-American**
- Did not play as a senior while attending Clayton Valley Charter School in Concord, Calif., in 2014
- Played at De La Salle HS in Concord, Calif., in 2013
- Earned 2013 second-team All-American honors; registered 74 tackles and a team-high 12 sacks for 62 yards in his junior season
- Played at Southwest High School in Green Bay, Wisc., for former Packers star Bryce Paup in 2012
- Father Reggie was a star linebacker at Tennessee from 1981-84 and in the NFL with Los Angeles Raiders, Phoenix Cardinals and San Francisco 49ers from 1985-92
- Father Reggie currently serves as the general manager of the Oakland Raiders after working in the front office of the Green Bay Packers from 1994-2011
- Uncle Raleigh was an offensive lineman with the Vols from 1981-84 and played in the NFL with the Washington Redskins, Philadelphia Eagles, San Diego Chargers and Green Bay Packers from 1985-2000

>> Full profile on Media Guide Page 74

CAREER STATS

Defense	GP/GS	UT	AT	TT	Sack	TFL	FF	FR	PD	Int	High Tk
2015	11/0	10	8	18	1-5	1-5	1	0	0	0-0	5-Ark

CAREER HIGHS

Tackles	5 vs. Arkansas, 10/3/15
Sacks	1 at Missouri, 11/21/15
Tackles For Loss	1 at Missouri, 11/21/15
Forced Fumble	1 vs. Western Carolina, 9/19/15

GAME-BY-GAME STATISTICS

2015 Opp.	U-A-T, Other	2015 Opp.	U-A-T, Other
vs. B. Green	0-0-0	at Alabama	0-0-0
Oklahoma	1-0-1	at Kentucky	0-0-0
W. Carolina	1-1-2, ff	So. Carolina	1-1-2
at Florida	2-0-2	N. Texas	0-0-0
Arkansas	2-3-5	at Missouri	1-1-2, 1-5 sk, 1-5 tfl
Georgia	2-2-4	Vanderbilt	

#33 LaDARRELL McNEIL

DB, 6-1, 209, Sr., Dallas, Texas

- 2015 Phil Steele Preseason Third Team All-SEC**
- Senior was sidelined with a neck ailment, returned to practice on 9/14; played vs. Western Carolina (9/19)**
- Played in nine games, making eight starts since return at strong safety
- Started 39 of last 41 games he has played**
- Tied for team-high with two interceptions** along with 25 tackles
- Four tackles in win at Missouri (11/21)
- Versus homestate North Texas (11/14), served as a game captain and had two tackles
- Four tackles in win over South Carolina (11/7)
- Four stops in win over #19 Georgia (10/10)
- Five tackles vs. Arkansas (10/3)
- Second interception in as many games at Florida (9/26)
- After missing first two games of 2015, returned to action with an interception** and a 57-yard return vs. Western Carolina (9/19)
- Had started 31 of last 32 games (including 22 in a row) in the secondary entering the 2015 season
- In 2014, played in 13 games, starting 12, making 76 tackles (fourth on the team), had two interceptions
- Posted seven tackles including a TFL and had an interception in 2015 TaxSlayer Bowl win over Iowa (1/2/15)
- Starting strong safety in 2013 as a true sophomore
- 2012 Freshman All-SEC Team**
- In 2012, started last seven games at strong safety, played in 11 overall as one 10 true freshmen to play in 2012

>> Full profile on Media Guide Page 75

CAREER STATS

Defense	GP/GS	UT	AT	TT	Sack	TFL	FF	FR	PBU	Int	High Tk
2012	11/7	33	25	58	0-0	0-0	0	1	1	0-0	10-WKU
2013	12/12	35	19	54	0-0	1-5	0	1	3	1-6	10-WKU
2014	13/12	46	30	76	0-0	1-5-4	1	1	3	2-7	11-Miz
2015	9/8	18	7	25	0-0	0-0	0	0	1	2-56	5-Ark
Totals	45/40	132	81	213	0-0	2-5-9	2	3	8	5-79	11-Miz

CAREER HIGHS

Tackles	11 vs. Missouri, 11/22/14
Interceptions	1 five times, last at Florida, 9/26/15
Forced Fumbles	1 at Vanderbilt, 11/17/12 & vs. Alabama, 10/25/14
Fumble Recovery	1 vs. Missouri, 11/10/12 & vs. Auburn, 11/9/13
10-Tackle Games	3 times, last 11 vs. Missouri, 11/22/14

CAREER GAME-BY-GAME

2012 Opp.	U-A-T, Other	2013 Opp.	U-A-T, Other
vs. NC State	DNP	Austin Peay	1-0-1
Ga. State	1-0-1	W. Kentucky	5-5-10, 1-5 tfl, pd
Florida	1-0-1	at Oregon	2-0-2, pd
Akron	1-0-1	at Florida	5-2-7
at Georgia	4-1-5	So. Alabama	1-0-1, 1-16 int
at Miss State	1-7-8, pd	Georgia	1-1-2
Alabama	2-1-3	So. Carolina	3-1-4
at So. Carolina	6-2-8	at Alabama	5-4-9
Troy	4-6-10	at Missouri	3-1-4
Missouri	1-1-2, 1-33 fr	Auburn	4-3-7, fr
at Vanderbilt	5-3-8, ff	Vanderbilt	4-1-5
Kentucky	7-3-10	at Kentucky	1-1-2, pd

2014 Opp.	U-A-T, Other	2015 Opp.	U-A-T, Other
Utah State	2-0-2, pd	vs. B. Green	DNP-INJ
Ark. State	4-3-7, fr	Oklahoma	DNP-INJ
at Oklahoma	5-2-7, 1-0 int	W. Carolina	1-0-1, 1-57 int
at Georgia	4-5-9, 0.5-2 tfl, pbu	at Florida	1-0-1, 1- (-1) int
Florida	3-0-3	Arkansas	4-1-5
Chattanooga	1-1-2	Georgia	2-2-4
at Ole Miss	0-0-0	at Alabama	3-0-3
Alabama	5-2-7, ff	at Kentucky	1-0-1
at So. Carolina	1-7-8, qh	So. Carolina	3-1-4
Kentucky	4-2-6	No. Texas	1-1-2, pbu
Missouri	8-3-11, pbu	at Missouri	2-2-4
at Vanderbilt	6-1-7	Vanderbilt	
vs. Iowa	3-4-7, 1-7 int		

#25 AARON MEDLEY

PK, 6-2, 189, So., Lewisburg, Tenn.

- Returning starting placekicker in 2015 after starting all of 2014 as a true freshman
- Seventh in career made field goals (37) and field goal percentage (.712) in his second season**
- Tied for third in SEC in kick scoring (8.6 ppg) 95 points**
- Fourth in field goals made with 17**
- 17 made field goals ranks 10th in a single-season**
- In 2015, has made 17-of-26 field goals and perfect 44-of-44 on PATs for 95 points
- Booted career-high four field goals (on five attempts) in win at Missouri (11/21), connecting from 34, 22, 44 and 30 yards; **four field goals in a game was most by a Vol since Derrick Brodus made four vs. Akron in 2012**
- Kicked game-winning 27-yard field goal vs. South Carolina (11/7), added a 44-yard field goal, three PATs and four touchbacks
- Booted a 44-yard field goal at Kentucky (10/31), along with seven PATs and five kickoff touchbacks
- Connected on 35 and 45-yard field goals vs. Arkansas (10/3)
- Made field goals of 34 and 37 yards at Florida (9/26), missed potential game-winner from 55 yards
- Booted 20 and 30-yard field goals along with seven PATs vs. Western Carolina (9/19)
- Connected on career-high eight PATs vs. Bowling Green (9/5), also made 1-of-3 field goals
- In 2014, ranked second in the SEC in field goals made (20) and second in field goals made per game (1.54)**
- Ranked tied for 14th in the NCAA in field goals made and 16th in field goals made per game
- His 20 field goals tied for the fourth-most in a single-season in Tennessee history (with Fuad Reveiz in 1984)
- His 20 field goals made were the second-most by a true freshman in a season, behind Daniel Lincoln's 21 in 2007
- Kicked in all 13 games, making 42-of-43 PATs and 20-of-26 on field goals with long of 46 for 102 points
- Made 19-of-20 field goals from inside 39 yards
- Made six PATs and a 28-yard field goal in 2015 TaxSlayer Bowl win over Iowa (1/2)

>> Full profile on Media Guide Page 76

CAREER STATS

Kicking GP/GS	FG	FGA	Pct.	PAT	PTS	19-29	30-39	40-49	50+	Lg
2014	13/13	20	26	76.9	42-43	102	7-7	12-13	1-6	0-0 46-Uga
2015	11/11	17	26	65.3	44-44	95	6-8	7-8	4-7	0-3 45-Ark
Totals	24/24	37	52	71.2	86-87	197	13-15	19-21	5-13	0-3 46-Uga

Kickoff GP/GS	No	Yds	Avg	OB	TB
2014 13/11	63	3786	60.1	1	15
2015 11/11	71	4367	61.5	4	29
Totals 24/22	134	8153	60.8	5	44

CAREER HIGHS

Field Goals Made	4 at Missouri, 11/21/15
Field Goals Attempted	5 at Missouri, 11/21/15
Longest Field Goal	46 at Georgia, 9/27/14
Longest Attempt	55 at Florida, 9/26/15
Game-Winning Field Goal	32 at South Carolina, 11/1/14
PATs	8 vs. Bowling Green, 9/5/14
Kickoffs	10 three times, last vs. Western Carolina, 9/19/15
Touchbacks	7 vs. Chattanooga, 10/11/14

CAREER GAME-BY-GAME

2014 Opp.	FGs, PATs, Pts	Kickoffs, TB
Utah State	1-2 (41miss, 36G), 5-5, 8 pts	7-407-58.1
Ark. State	2-3 (20G, 35miss, 38 G), 4-4, 10 pts	0-0
at Oklahoma	1-1 (31G), 1-1, 4 pts	0-0
at Ole Miss	1-1 (46G), 3-3, 6 pts	5-289-57.8
Florida	3-3 (36G, 38G, 39G), 0-0, 9pts	4-248-62.0
Chattanooga	1-2 (25G, 42miss), 6-6, 9 pts	8-520-65.0, 7 TB
at Ole Miss	1-1 (27G), 0-0, 3 pts	2-126-63.0
Alabama	2-2 (27G, 24G), 2-2, 8 pts	4-237-59.2
at So. Carolina	1-3 (43WL, 45WL, 32G), 6-6, 9 pts	6-330-55.0
Kentucky	3-4 (38G, 21G, 48WR, 39G), 5-6, 14 pts	10-618-61.8, 3 TB
Missouri	2-2 (38G, 39 G) 1-1, 7 pts	4-238-59.5, 2 TB
at Vanderbilt	1-1 (36G) 3-3, 6 pts	5-288-57.6, 1 TB
vs. Iowa	1-1 (28G) 6-6, 9 pts	8-486-60.6, 2 TB

2015 Opp.	FGs, PATs, Pts	Kickoffs, TB
vs. B. Green	1-3 (42 WL, 29 WR, 26G), 8-8, 11 pts	10-621-62.1, 5 TB
Oklahoma	1-2 (19G, 48 WR), 3-3 PAT, 6 pts	4-260-65.0, 3 TB
W. Carolina	2-2 (20G, 31G), 7-7 PAT, 13 pts	10-593-59.3, 2 TB
at Florida	2-3 (34G, 37G, 55 ER) 3-3 PAT, 9 pts	6-381-63.5, 2 TB
Arkansas	2-3 (28 LU, 35G, 45G), 2-2 PAT, 8 pts	5-327-65.4, 3 TB
Georgia	1-1 (22 G), 5-5 PAT, 8 pts	7-432-61.7, 2 TB
at Alabama	0-3 (43 WR, 51 WL, 51 WL), 2-2 PAT 2 pts	3-195-65.0, 1 TB
at Kentucky	1-1 (44G), 7-7 PAT, 10 pts	9-532-59.1, 5 TB
So. Carolina	2-2 (44G, 27 G), 3-3 PAT, 9 pts	6-388-64.7, 4 TB
North Texas	1-1 (34G), 3-3 PAT, 6 pts	5-302-60.4, 2 TB
at Missouri	4-5 (34G, 22G, 44G, 31 WR, 30G), 1-1 PAT, 13 pts	6-336-56.0

ON THE TENNESSEE CHARTS

Field Goals Made - Career	
1. 71 Fuad Reveiz	1981-84
2. 61 Jeff Hall	1995-98
3. 59 James Wilhoit	2003-06
4. 53 Alex Walls	1999-2002
5. 52 John Becksvoort	1991-94
6. 51 Daniel Lincoln	2007-10
7. 37 Aaron Medley	2014-Pres.
37 Michael Palardy	2010-13

Field Goals Made Percentage - Career	
1. .779 Alex Walls	1999-2002
2. .747 Fuad Reveiz	1981-84
3. .740 Michael Palardy	2010-13
4. .727 Greg Burke	1989-90
5. .723 Carlos Reveiz	1984-86
6. .720 James Wilhoit	2003-06
7. .712 Aaron Medley	2014-Pres.

Field Goals Made - Season	
1. 27 Fuad Reveiz	1982
2. 24 Carlos Reveiz	1985
3. 21 Daniel Lincoln	2007
4. 20 Fuad Reveiz	1984
20 Aaron Medley	2014
6. 19 Jeff Hall	1998
19 Greg Burke	1990
8. 18 Greg Burke	1990
18 Alex Walls	2000
10. 17 Aaron Medley	2015

Field Goals Made by True Freshman - Season	
1. 21 Daniel Lincoln	2007
2. 20 Aaron Medley	2014

Field Goals Attempted by True Freshman - Season	
1. 29 Daniel Lincoln	2007
2. 26 Aaron Medley	2014
3. 25 James Wilhoit	2003
25 Jeff Hall	1998

#40 DIMARYA MIXON

DE, 6-4, 259, So., Compton, Calif.

- True sophomore backing up Derek Barnett at defensive end, played in all 11 games with seven tackles
- Moved outside in 2015 after playing inside as a freshman, dropping more than 20 pounds
- Two tackles with a TFL at #8 Alabama (10/24)
- Career best four tackles vs. Western Carolina (9/19)
- Played in 12 games, making four tackles, in 2014
- Played at West Mesquite High School in Texas for coach Mike Overton, former Vols center (1974-76)
- Graduated in 2012, originally signed at Nebraska in 2013

>> Full profile on Media Guide Page 78

CAREER STATS

DefenseGP/GS	UT	AT	TT	Sack	TFL	FF	FR	QH	Int	High Tk
2014	12/0	4	0	4	0-0	0-0	0	0	2	3-ASU
2015	11/0	5	2	7	0-0	1-1	0	0	0	4-WCU
Totals	23/0	9	2	11	0-0	0-0	0	0	2	0-0 4-WCU

CAREER HIGHS

Tackles	4 vs. Western Carolina, 9/19/15
---------	---------------------------------

#12 EMMANUEL MOSELEY

DB, 5-11, 179, So., Greensboro, N.C.

- Starting right cornerback as a sophomore, started first seven games, playing in all 11, with 25 tackles and **team-best 10 pass break-ups (tied for seventh in SEC)**
- **Gained nearly 35 pounds since arriving at Tennessee at 145 pounds in January 2014**
- Has at least one pass break-up in eight of 11 games of 2015
- Two break-ups at Missouri (11/21)
- Five stops with a pass break-up at Florida (9/26)
- Four tackles, two pass break-ups vs. #19 Oklahoma (9/12)
- Made a career-high six tackles including a TFL along with a pass break-up vs. Bowling Green (9/5)
- In 2014, backed up Cameron Sutton at cornerback, played in all 13 games in 2014, had 18 tackles with 2.0 TFLs and six pass break-ups (second on team)
- Defensive MVP in 77th Shrine Game in December 2013
- Helped Panthers to perfect 15-0 record in 2013 and the North Carolina Class 4-A Championship
- Greensboro News & Record 2013 Player of the Year
- Played on both sides of the ball, running spread option offense at quarterback and at cornerback
- Ran for 1,443 yards and threw for 1,370 yards through the air; Accounted for 47 total touchdowns

>> Full profile on Media Guide Page 78

CAREER STATS

DefenseGP/GS	UT	AT	TT	Sack	TFL	FF	FR	PD	Int	High Tk
2014	13/2	15	4	19	0-0	2-5	0	0	6	0-0 5-SC
2015	11/8	19	6	25	0-0	2-4	0	0	10	0-0 6-BG
Totals	24/10	34	10	44	0-0	4-9	0	0	16	0-0 6-BG

CAREER HIGHS

Tackles	6 vs. Bowling Green, 9/5/15
Tackles For Loss	2 vs. Florida, 10/4/14
Passes Defended	2 four times, last at Missouri, 11/21/15

CAREER GAME-BY-GAME

2014 Opp.	U-A-T, Other	2015 Opp.	U-A-T, Other
Utah State	1-0-1	vs. B. Green	5-1-6, 1-1 tfl, pbu
Ark. State	0-0-0	Oklahoma	2-2-4, 2 pbu
at Oklahoma	0-0-0	W. Carolina	0-0-0, pbu
at Georgia	0-0-0	at Florida	5-0-5, pbu
Florida	2-0-2, 2-5 tfl	Arkansas	2-1-3, pbu
Chattanooga	1-0-1	Georgia	1-0-1, pbu
at Ole Miss	2-0-2, pbu	at Alabama	2-0-2, 1-3 tfl
Alabama	2-1-3	at Kentucky	0-0-0, pbu
at So. Carolina	3-2-5, 2 pbu	So. Carolina	1-0-1
Kentucky	1-0-1, 2 pbu	No. Texas	1-1-2
Missouri	2-1-3	at Missouri	1-0-1, 2 pbu
at Vanderbilt	0-0-0, pbu	Vanderbilt	
vs. Iowa	1-0-1		

#78 CHARLES MOSLEY

OL, 6-4, 348, R-Fr., Brighton, Tenn.

- Redshirt freshman backing up at left guard to Jashon Robertson, played in 10 games as reserve in 2015
- Made college debut vs. Bowling Green (9/5)
- Sat out 2014 season after suffering a preseason injury to his leg in a car accident
- 4-star recruit out of Brighton H.S., in the Memphis area
- Mr. Football Class AAA Finalist for lineman in 2013
- Racked up 20 tackles for loss including eight sacks, also forced four fumbles and recovered two fumbles

- Shaved "UT Vols" and a checkerboard into his hair to show his commitment to Tennessee

>> Full profile on Media Guide Page 79

CAREER STATS

Games Played/Started: 2014: 0/0; 2015: 8/0; Totals: 8/0

#8 MARQUEZ NORTH

(pronounced mar-KWEZ)

WR, 6-3, 229, Jr., Charlotte, N.C.

- **2015 Athlon & Phil Steele Preseason Third Team All-SEC**
- **Returned to action in training camp after missing end of 2014 and much of spring following surgery for a torn labrum on Nov. 26, 2014**
- Played in six games in 2015, starting first four games, seeing limited time due to injuries
- Has five catches for 46 yards
- Returned at #8 Alabama (10/24) with an 8-yard catch
- Sat out Arkansas (10/3), Georgia (10/10) due to injury
- Three catches for 29 yards vs. Western Carolina (9/19)
- **Recorded a catch in first 19 college games played dating to 2013**
- Started first 10 games in 2014, fourth on team in catches (30), second in receiving yards (320) and tied for lead in receiving touchdowns (4)
- 2014 Preseason All-SEC Coaches First-Team
- Awarded the John Stucky Award for Skill at the 2014 Orange and White Game
- **2013 247Sports Freshman All-American Second Team**
- **2013 Athlon Sports Freshman All-American Third Team**
- **2013 Freshman All-SEC Coaches First Team**
- In 2013, started as a true freshman; second on team with 38 catches for team-best 496 yards with one TD
- His 38 catches are the second-most by a freshman in UT history (behind Kelley Washington's 64 in 2001)
- His 496 receiving yards are the third-most by a freshman in UT history (behind Washington's 1,010 and Stanley Morgan's 511 in 1973)
- Became Vols first true freshman to start at wide receiver in a season opener since Marsalis Teague in 2009
- First 100-yard game with three catches for 102 yards vs. #11 South Carolina (10/19); first freshman since Justin Hunter in 2010 with 100-yard game; made SportsCenter Top 10 play with 39-yard one-handed grab
- Hauled in first career touchdown for 19 yards -- on full-extension, toe-dragging score in corner of end zone -- vs. #6 Georgia (10/5); had four catches for 47 yards
- Father Ramondo played at North Carolina A&T State and in NFL, NFL Europe and CFL. He took part in the Super Bowl with the Tampa Bay Buccaneers in 2003

>> Full profile on Media Guide Page 80

CAREER STATS

Receiving	GP/GS	No	Yds	Avg	Per/G	TD	Long	High Yd
2013	11/11	38	496	13.1	45.1	1	48-SC	102-SC
2014	10/10	30	320	10.7	32.0	4	24-2x	68-ASU
2015	6/4	5	46	9.2	7.7	0	16-WCU	33-WCU
Totals	27/25	73	862	11.8	31.9	4	48-SC	102-SC

Rushing	GP/GS	No	Yds	Avg	Per/G	TD	Long	High Yd
2013	11/11	1	9	9.0	0.8	0	9-UF	9-UF

CAREER HIGHS

Receptions	7 at Missouri, 11/2/13
Receiving Yards	102 vs. South Carolina, 10/19/13
Touchdowns	2 vs. Arkansas State, 9/6/14

CAREER GAME-BY-GAME

2013 Opp.	Rec-Yards-TD, Lg	2014 Opp.	Rec-Yards-TD, Lg
Austin Peay	3-33-0, 23	Utah State	4-38-0, 19
W. Kentucky	2-27-0, 20	Ark. State	4-68-2, 24
at Oregon	3-9-0, 5	at Oklahoma	6-67-0, 23
at Florida	4-43-0, 32	at Georgia	3-15-1, 6
So. Alabama	2-20-0, 15	Florida	4-26-0, 13
Georgia	4-47-1, 20	Chattanooga	4-26-1, 11
So. Carolina	3-102-0, 48	at Ole Miss	1-24-0, 24
at Alabama	4-87-0, 38	Alabama	4-56-0, 22
at Missouri	7-68-0, 15	at S. Carolina	0-0-0
Auburn	5-58-0, 30	Kentucky	0-0-0
Vanderbilt	1-2-0, 2	Missouri	DND-INJ
at Kentucky	DNP-INJ	at Vanderbilt	DNT-INJ
		vs. Iowa	DNP-INJ

2015 Opp.	Rec-Yards-TD, Lg	2015 Opp.	Rec-Yards-TD, Lg
vs. B. Green	0-0-0	at Alabama	1-8-0, 8
Oklahoma	1-9-0, 9	at Kentucky	DNP-INJ
W. Carolina	3-29-0, 16	So. Carolina	DNP-INJ
at Florida	0-0-0	No. Texas	0-0-0
Arkansas	DNP-INJ	at Missouri	DNP-INJ
Georgia	DNP-INJ	Vanderbilt	

#95 DANNY O'BRIEN

DL, 6-2, 301, R-Jr., Flint, Mich.

- In fourth year in the program, playing at defensive tackle, seeing action in nine games, making 11 tackles with two sacks and 2.0 TFL
- Suspended for violation of team rules & policies on Sept. 9, reinstated on Sept. 21**
- Season-best three tackles including a sack for a TFL vs. North Texas (11/14)
- Two tackles in win over South Carolina (11/7)
- Started 2015 opener vs. Bowling Green (9/5) making two tackles, including a 7-yard sack
- In 2014, played in 13 games, starting 12, making 23 tackles with 4.5 TFLs and a sack
- Had 15 tackles over last five games after eight tackles in first eight games
- Career-high five tackles including a TFL in win over Vanderbilt (11/29/14)

>> Full profile on Media Guide Page 81

CAREER STATS

Defense	GP/GS	UT	AT	TT	Sack	TFL	FF	FR	PD	Int	High Tk
2013	12/0	8	4	12	1-4	3-12	0	0	0	0-0	3-SC
2014	12/11	15	6	21	1-5	4.5-10	0	0	0	0-0	5-VU
2015	9/1	10	1	11	2-10	2-10	0	0	0	0-0	3-NT
Totals	33/12	33	11	44	4-19	9.5-32	0	0	0	0-0	5-VU

CAREER HIGHS

Tackles	5 at Vanderbilt, 11/29/14
Tackles For Loss	1.5 vs. Missouri, 11/22/14
Sacks	1 four times, last vs. North Texas, 11/14/15

CAREER GAME-BY-GAME

2013 Opp.	U-A-T, Other	2014 Opp.	U-A-T, Other
Austin Peay	1-0-1, 1-3 tfl	Utah State	1-0-1, 1-1 tfl
W. Kentucky	1-0-1	Ark. State	0-1-1
at Oregon	0-0-0	at Oklahoma	0-0-0
at Florida	0-0-0	at Georgia	3-1-4, 0.5-0 tfl
So. Alabama	0-0-0	Florida	0-0-0
Georgia	1-0-1	Chattanooga	0-1-1, 0.5-1 tfl
So. Carolina	2-1-3, 1-4, sk, 1-4 tfl	at Ole Miss	1-0-1
at Alabama	0-0-0	Alabama	0-0-0
at Missouri	1-1-2	at So. Carolina	2-1-3
Auburn	1-1-2	Kentucky	2-0-2
Vanderbilt	1-1-2, 1-5 tfl	Missouri	2-1-3, 1-5 sk, 1.5-5 tfl
at Kentucky	0-0-0	at Vanderbilt	4-1-5, 1-3 tfl
		vs. Iowa	1-1-2

2015 Opp.	U-A-T, Other	2015 Opp.	U-A-T, Other
vs. B. Green	2-0-2, 1-7 sk, 1-7 tfl	at Alabama	1-0-1
Oklahoma	SUSP	at Kentucky	0-1-1
W. Carolina	SUSP	So. Carolina	2-0-2
at Florida	0-0-0	No. Texas	3-0-3, 1-3 sk, 1-3 tfl
Arkansas	2-0-2	at Missouri	0-0-0
Georgia	0-0-0	Vanderbilt	

#9 VON PEARSON

WR, 6-0, 183, Sr., Newport News, Va.

- Senior in second year with the Vols, was second on team in catches and receptions in first year at UT in 2014
- Played in all 11 games with six starts in 2015
- First on team in catches (33) and second receiving yards (337)**
- Over last four games has 23 catches**
- Seven catches for 28 yards in win at Missouri (11/21)
- Three catches for 24 yards vs. North Texas (11/14)
- Best game as a Vol vs. South Carolina (11/7) with highs of eight catches for 121 yards (most yards by a UT receiver since 2012) with a 37-yard touchdown reception**
- Five catches for 37 yards at Kentucky (10/31)
- Two catches for 15 yards at #8 Alabama (10/24)
- Two receptions for 25 yards vs. #19 Georgia (10/10)
- Three catches for 30 yards vs. Arkansas (10/3)
- Opened 2015 season with two catches for 48 yards, including a 45-yard catch, longest of the game vs. Bowling Green (9/5)
- In 2014, played in 11 games, starting eight games making 38 catches for 393 yards with team-high five receiving touchdowns
- Career-high seven catches for career-best 75 yards in 2015 TaxSlayer Bowl win over Iowa (1/2/15); scored a 19-yard receiving touchdown just prior to halftime, putting Vols ahead 35-7
- First multi-touchdown game (21, 16 yards) as part of three catches for 44 yards in win over Kentucky (11/15/14)
- Earned a spot on SportsCenter #SCTop10 for an amazing one-handed catch during spring ball (3/14/14)**

- Came to Vols after two years starring at Feather River College in Quincy, Calif.
- 4-star JUCO prospect; rated #2 overall prospect by ESPN and #2 receiver in nation by ESPN and 247Sports
- Earned California Community College Football Coaches Association First Team All-America Honors
- Posted national-leading 93 receptions for 1,601 yards and 12 touchdowns in 2013**
- Had more than 200 receiving yards in a game five times, including single-game totals of 311, 237, 235, 222 and 201
- 24-year old, is an amazing story of perseverance, working at fast food restaurants following graduation from Denbigh H.S. in 2010, before heading to college in 2012
- Grew up near former Vols star receiver and current Tennessee Titan Justin Hunter

>> Full profile on Media Guide Page 82

CAREER STATS

Receiving	GP/GS	No	Yds	Avg	Per/G	TD	Long	High Yd
2014	11/8	38	393	10.3	35.7	5	56-ASU	75-Iowa
2015	11/6	33	337	10.2	30.6	1	45-BG	121-SC
Totals	22/14	71	730	10.3	33.2	6	56-ASU	121-SC

Rushing	GP	No	Yds	Avg	Per/G	TD	Long	High Yd
2014	11	8	27	3.4	2.5	0	9-SC	9-SC
2015	11	3	-5	-1.7	-0.5	0	1-BG	1-BG
Totals	22	11	22	2.0	1.0	0	9-SC	9-SC

CAREER HIGHS

Receptions	8 vs. South Carolina, 11/7/15
Receiving Yards	121 vs. South Carolina, 11/7/15
Rushes	3 vs. Alabama, 10/25/14
Receiving Yards	9 at South Carolina, 11/1/14
Touchdowns	2 vs. Kentucky, 11/15/14

CAREER GAME-BY-GAME

2014 Opp.	Rec-Yards-TD, Lg	2015 Opp.	Rec-Yards-TD, Lg
Utah State	3-27-1, 14	vs. B. Green	2-48-0, 45 / 1-1 rush
Ark. State	4-71-0, 56	Oklahoma	0-0-0 / 1- (-3)-0
at Oklahoma	DNT-INJ	W. Carolina	1-9-0, 9
at Georgia	DNT-INJ	at Florida	0-0-0
Florida	1-6-0, 6	Arkansas	3-30-0, 13
Chattanooga	2-14-0, 9	Georgia	2-25-0, 19
at Ole Miss	5-26-0, 11 / 1-3 rush	at Alabama	2-15-0, 10
Alabama	3-21-1, 9 / 3-7 rush	at Kentucky	5-37-0, 16
at S. Carolina	4-55-0, 42 / 1-9 rush	S. Carolina	8-121-1, 37
Kentucky	3-44-2, 21	N. Texas	3-24-0, 18 / 1-(-3)-0
Missouri	3-42-0, 23	at Missouri	7-28-0, 9
at Vanderbilt	3-12-0, 12 / 1-0 rush	Vanderbilt	
vs. Iowa	7-75-1, 19 / 2-8 rush		

#5 KYLE PHILLIPS

DL, 6-4, 259, Fr., Nashville, Tenn.

- First true freshman to have black stripe removed in 2015, coming on Aug. 10**
- Suffered season-ending shoulder injury in game vs. South Carolina (11/7)**
- Played in six games, making eight tackles with one sack and 1.5 TFLs in 2015 as a reserve defensive end
- Returned to action at Kentucky (10/31), had one tackle
- Sat out two games with shoulder injury, suffered vs. Arkansas (10/3)
- Three tackles including first career sack and TFL at Florida (9/26)
- First three tackles of career vs. Western Carolina (9/19)
- One of 15 true freshmen to make college debut vs. Bowling Green (9/5) in his return to his hometown
- Five-star recruit out of Hillsboro H.S. in Nashville
- Played in 2015 Army All-American Bowl in San Antonio
- Had 33 sacks in three seasons at Hillsboro
- 58 tackles with 22.5 TFLs with 13 sacks as senior in 2014
- Mother, Teresa Phillips, serves as the Director of Athletics at Tennessee State University in Nashville

>> Full profile on Media Guide Page 84

CAREER STATS

Defense	GP/GS	UT	AT	TT	Sack	TFL	FF	FR	PD	Int	High Tk
2015	6/0	4	8	1-2	1.5-3	0	0	0	0	0-0	3-2x

CAREER HIGHS

Tackles	3 vs. Western Carolina, 9/19/15 & at Florida, 9/26/15
Tackles For Loss	1 at Florida, 9/26/15
Sacks	1 at Florida, 9/26/15

2015 Opp.	U-A-T, Other	2015 Opp.	U-A-T, Other
vs. B. Green	0-0-0	at Alabama	DNP
Oklahoma	DNP	at Kentucky	1-0-1
W. Carolina	1-2-3	So. Carolina	0-1-1, 0.5-1 tfl
at Florida	2-1-3	No. Texas	DNP-INJ
Arkansas	0-0-0	at Missouri	DNP-INJ
Georgia	DNP	Vanderbilt	DNP-INJ

#37 BRIAN RANODLPH

DB, 6-0, 200, R-Sr., Marietta, Ga.

- 2015 Athlon & Lindy's Preseason Second Team All-SEC**
- Fifth-year senior, starter in the secondary, starting all 11 games in 2015 at free safety, **making 60 tackles (second on team)** with four passes defended, including seventh career interception and a forced fumble
- Posted 300th career tackle** after making five in win at Missouri (11/21)
- Four tackles and a forced fumble vs. North Texas (11/14)
- Sixth career double-figure tackle game with team-high 10 stops at Kentucky (10/31)
- Seventh career interception came at #8 Alabama (10/24), also made seven tackles in narrow loss
- Team-high nine tackles and pass break-up on final play of the game** to lift Vols to win over #19 Georgia (10/10), his homestate team
- Seven stops for second game in row, vs. Arkansas (10/3)
- Seven tackles vs. #19 Oklahoma (9/12)
- Began 2015 with six tackles a pass break-up and blocked field goal vs. Bowling Green (9/5)
- 2014 SEC Academic Honor Roll
- In 2014, was third in SEC in tackles by defensive back (88) and tackles per game (6.8)
- Played in all 13 games with 11 starts in 2014, made 88 tackles, third on the Vols, had two interceptions, five passes defended and a fumble recovery
- First touchdown of career on an interception returned for a 23-yard touchdown in win over Kentucky (11/15/14)
- Career-high 14 tackles in win at South Carolina (11/1/14)
- 2013 College FB News All-Sophomore Hon. Mention**
- Returned to starting lineup as a redshirt sophomore in 2013, starting at strong safety in all 12 games
- Second on team with 75 tackles in 2013, along with team-best four interceptions
- In 2012, starting free safety for first three games, before knee injury vs. Florida (9/15/12) and missed rest of year.
- 2011 Second-Team Freshman All-American by Yahoo!**
- Took part in an NFL-NCAA Round Table in Charlotte, N.C., in Feb. 2012

>> Full profile on Media Guide Page 85

CAREER STATS

Defense	GP/GS	UT	AT	TT	Sack	TFL	FF	FR	PD	Int	High Tk
2011	12/8	37	18	55	0-0	1-4	1	0	2	0-0	12-UK
2012	3/3	17	5	22	0-0	2-4	0	0	2	0-0	8-NCS
2013	12/12	50	25	75	0-0	2.5-6	1	0	7	4-79	12-USA
2014	13/11	65	23	88	0-0	1.5-4	1	1	5	2-23	14-SC
2015	11/11	44	16	60	0-0	0.5-0	1	0	4	1-1	10-UK
Totals	51/45	213	87	300	0-0	6.5-16	4	1	20	7-103	14-SC

CAREER HIGHS

Tackles	14 at South Carolina, 11/1/14
Tackles For Loss	2 vs. Florida, 9/21/13
Interceptions	2 vs. Western Kentucky, 9/7/13
Touchdowns	1 vs. Kentucky, 11/15/14
Passes Defended	3 vs. Western Kentucky, 9/7/13
Forced Fumble	1 four times, last vs. North Texas, 11/14/15
Fumble Recovery	1 vs. Iowa, 1/2/15
Blocked Kick	1 vs. Bowling Green, 9/5/15
10-Tackle Games	6, last at Kentucky, 10/31/15

CAREER GAME-BY-GAME

2011 Opp.	U-A-T, Other	2012 Opp.	U-A-T, Other
Montana	1-0-1	vs. NC State	7-1-8, 1-2 tfl
Cincinnati	1-1-2, 2 pd	Ga. State	7-0-7
at Florida	1-1-2	Florida	3-4-7, pd
Buffalo	3-0-3	Akron	DNP-INJ
Georgia	0-0-0	at Georgia	DNP-INJ
LSU	8-1-9	at Miss State	DNP-INJ
at Alabama	7-1-8	Alabama	DNP-INJ
South Carolina	5-1-6, ff	at So. Carolina	DNP-INJ
MTSU	4-0-4	Troy	DNP-INJ
at Arkansas	2-3-5	Missouri	DNP-INJ
Vanderbilt	1-2-3	at Vanderbilt	DNP-INJ
at Kentucky	4-8-12, 1-4 tfl	Kentucky	DNP-INJ

2013 Opp.	U-A-T, Other	2014 Opp.	U-A-T, Other
Austin Peay	1-0-1	Utah State	4-1-5
W. Kentucky	4-4-8, 2-38 int, 3 pd	Ark. State	4-2-6, pd
at Oregon	4-1-5	at Oklahoma	4-2-6
at Florida	8-3-11, 2-5 int	at Georgia	6-2-8
So. Alabama	7-5-12, 1-0 int	Florida	10-3-13, 0.5-1 tfl, ff
Georgia	5-2-7	Chattanooga	2-1-3
So. Carolina	1-1-2	at Ole Miss	8-0-8, pd
at Alabama	1-1-2	Alabama	3-2-5, 1-3 tfl
at Missouri	5-0-5, pd	at So. Carolina	7-7-14
Auburn	6-2-8	Kentucky	7-1-8, 1-23 int-TD, qh
Vanderbilt	2-3-5, 1-41 int, pd, ff	Missouri	2-2-4
at Kentucky	6-3-9, 0.5-1 tfl, pd	at Vanderbilt	6-0-6, 1-0 int
		vs. Iowa	2-0-2, fr, pbu

2015 Opp.	U-A-T, Other	2015 Opp.	U-A-T, Other
vs. B. Green	4-2-6, pbu, blk-FG	at Alabama	6-1-7, 1-1 int, 0.5-0 tfl
Oklahoma	4-3-7, pbu	at Kentucky	7-3-10
W. Carolina	0-1-1	So. Carolina	0-0-0
at Florida	3-1-4	No. Texas	2-2-4, ff
Arkansas	4-3-7	at Missouri	5-0-5
Georgia	9-0-9, pbu	Vanderbilt	

#21 JALEN REEVES-MAYBIN

LB, 6-0, 225, Jr., Clarksville, Tenn.

- 2015 Lindy's Sports Preseason Second Team All-SEC
- Returning starter at WILL linebacker as a junior in 2015
- **Fifth in SEC in tackles per game (8.7) and overall tackles with 96; leads Vols with 12.0 TFLs (eighth in SEC) and second on team in sacks with 4.0**
- **Led Vols in tackles in seven of 11 games in 2015**
- **Six career 10-tackle games, three in 2015**
- Led Vols with seven tackles, including a TFL in win at Missouri (11/21)
- Team-high nine tackles including a TFL along with the game-sealing fumble recovery in the final minute and an additional forced fumble vs. South Carolina (11/7)
- Team-best 11 tackles, including 2.5 TFLs and a sack at #8 Alabama (10/24)
- Five tackles in win vs. #19 Georgia (10/10)
- Topped team with 10 tackles, including a TFL, vs. Arkansas (10/3)
- Led team with eight tackles including 2.0 TFLs and a 5-yard sack at Florida (9/26)
- **Career-high 21 tackles, most by a Vol since A.J. Johnson in 2012**, including 3.0 TFLs vs. #19 Oklahoma (9/12); 21 tackles are most by a player in NCAA FBS in 2015
- Led Vols in tackles in win over Bowling Green (9/5) with nine including an 11-yard sack and two TFLs, also recovered a fumble recovery
- Started all 13 games in 2014 and tied for first on the team with 101 tackles with 11.0 TFLs (third on team)
- **Tied for eighth in SEC in total tackles, ranked ninth in the SEC in tackles per game (7.8) in 2014**
- Posted career-high 13 tackles in 2015 TaxSlayer Bowl win over Iowa (1/2/15), including 11th TFL of the season
- In first career start racked up 10 tackles vs. Utah State (8/31/14)
- As a true freshman in 2013 was a standout on special teams with team-best 11 tackles
- Rotated between linebacker and defensive back, playing in 11 games with 14 tackles in freshman year of 2013
- Father Marques Maybin played basketball at Louisville (1997-2001)

>> Full profile on Record Book Page 87

CAREER STATS

Defense	GP/GS	UT	AT	TT	Sack	TFL	FF	FR	PD	Int	High Tk
2013	11/0	8	6	14	0-0	0-0	0	0	0	0-0	3-2x
2014	13/13	63	38	101	2-10	11-35	0	2	0	1-1	13-Iowa
2015	11/11	60	36	96	4-25	12-50	2	2	4	0-0	21-OU
Totals	35/24	131	78	211	6-35	23-85	2	4	4	1-1	21-OU

CAREER HIGHS

Tackles	21 vs. Oklahoma, 9/12/15
Tackles For Loss	3.5 at Georgia, 9/27/14
Sacks	1 six times, last at Alabama, 10/24/15
Interceptions	1 vs. Florida, 10/4/14
Fumble Recovery	1 four times, last vs. South Carolina, 11/7/15
Forced Fumble	1 vs. Oklahoma, 9/12/15 & vs. S. Carolina, 11/7/15
Blocked Punt	1 vs. Georgia, 10/5/13
10-Plus Tackle Games	6 times, last at Alabama 10/24/15

CAREER GAME-BY-GAME

2013 Opp.	U-A-T, Other	2014 Opp.	U-A-T, Other
Austin Peay	0-0-0	Utah State	5-5-10, 0.5-2 tfl
W. Kentucky	DNP	Ark. State	4-2-6, 2-5 tfl, 1-3 sk
at Oregon	0-0-0	at Oklahoma	7-2-9, fr
at Florida	2-0-2	at Georgia	7-3-10, 3.5-14 tfl, 2-7 sk
So. Alabama	0-1-1	Florida	7-2-9, 1-1 tfl, 1-1 int
Georgia	2-1-3, blk punt	Chattanooga	2-3-5
So. Carolina	1-0-1	at Ole Miss	7-2-9
at Alabama	0-1-1	Alabama	3-2-5, fr
at Missouri	1-0-1	at So. Carolina	5-3-8, 1-1 tfl
Auburn	0-3-3	Kentucky	4-1-5, 1-4 tfl
Vanderbilt	1-0-1	Missouri	4-3-7, 1-4 tfl
at Kentucky	1-0-1	at Vanderbilt	5-0-5
		vs. Iowa	5-8-13, qb, 1-4 tfl

2015 Opp.	U-A-T, Other
vs. B. Green	8-1-9, 1-1 sk, 2-12 tfl, qb
Oklahoma	13-8-21, 1-1 sk, 3-8 tfl, ff
W. Carolina	1-2-3
at Florida	5-3-8, 2-9 tfl, 1-5 sk
Arkansas	4-6-10, 1-4 tfl, pbu

Georgia	2-3-5
at Alabama	6-5-11, 2-5-13 tfl, 1-8 sk
at Kentucky	3-3-6, pbu, qb
So. Carolina	8-1-9, 0.5-1 tfl, ff, fr, pbu
North Texas	5-2-7
at Missouri	5-2-7, 1-3 tfl, pbu

#75 JASHON ROBERTSON

OL, 6-3, 315, So., Nashville, Tenn.

- 2014 Freshman All-SEC Team
- 2014 Phil Steele Freshman All-American Team
- 2014 ESPN's True Freshman All-American Team
- Returning starter at left guard in 2015
- **Changed from #73 to #75 during preseason camp as a tribute to senior lineman Marcus Jackson, who suffered season ending injury early in camp**
- Started first 19 games of his career before missing game at Alabama (10/24), 13 at right guard in 2014 and first six games in 2015 at left guard (Marcus Jackson's position)
- Returned to action at Missouri (11/21) and helped Vols to 248 rushing yards, most vs. Tigers in 2015
- Sat out South Carolina (11/7) and North Texas (11/14) games due to injury
- Returned to action at Kentucky (10/31)
- Missed first game of career with an ankle injury at #8 Alabama (10/24)
- Helped Vols to 604 yards of total offense including 399 rushing yards (most since 1994) vs. Bowling Green
- **Only member of the Vols offensive line to start all 13 games at the same position (right guard) in 2014**
- True freshman became first UT player since current Miami Dolphin Ja'Wuan James (9/4/10 vs. UT-Martin) to start on offensive line in first college game when he did so vs. Utah State (8/31/14)
- Became fourth true freshman to start opener on OL: Bill Mayo (1981), Michael Munoz (2000), James (2010)
- Won starting right guard spot after moving from defensive line to offensive line on Aug. 4 after three practices

>> Full profile on Media Guide Page 89

CAREER STATS

Games Played/Started: 2014: 13/13; 2015: 8/8; Totals: 21/21

#11 AUSTIN SMITH

LB, 6-3, 236, Fr., Buford, Ga.

- True freshman playing at SLB in place of injured Curt Maggitt
- Played all 10 games of 2015 as one of 17 true freshmen to play in 2015, making two tackles
- Made first tackle at Florida (9/26)
- Atlanta Journal-Constitution First Team in Class AAA
- 67 tackles with 8 TFLs and forced three fumbles as a senior in 2014
- Helped Buford to Georgia State Class AAAA Championship with a 15-0 record in 2014

>> Full profile on Media Guide Page 92

CAREER STATS

Defense	GP/GS	UT	AT	TT	Sack	TFL	FF	FR	PD	Int	High Tk
2015	10/0	2	0	2	0	0	0	0	0	0	1-2x

CAREER HIGHS

Tackles	1 at Florida, 9/26/15 & vs. Arkansas, 10/3/15
----------------	---

#25 JOSH SMITH

WR, 6-1, 216, R-So., Knoxville, Tenn.

- Returned to action in 2015 after a medical redshirt season in 2014 following season-ending ankle injury suffered at Oklahoma (9/13/14)
- In 11 games in 2015, has 19 catches for 257 yards with two touchdowns; started last six games
- Two catches for 28 yards vs. North Texas (11/14)
- Three catches for 42 yards vs. South Carolina (11/7)
- Scored second touchdown of season on an 11-yard catch to even score at 7-7 at #8 Alabama (10/24), also had key 27-yard catch on late scoring drive finishing with two catches for 38 yards
- **Hauled in the 39-yard touchdown, that started the Vols rally from 24-3 deficit to score 28 points in a row in 38-31 win over #19 Georgia (10/10)**, finished with two catches for 40 yards
- Two catches for 34 yards vs. Arkansas (10/3)
- Led Vols with four catches for 56 yards vs. #19 Oklahoma (9/12)
- Returned to action in 2015 opener vs. Bowling Green (9/5)
- Played in just three games and was sidelined after the game at #4/3 Oklahoma (9/13/14) in 2014; had 10 catches

for 135 yards with a TD in three games

- Career high five catches for career-best 58 yards including 40-yard touchdown at #4/3 Oklahoma (9/13/14)
- In 2013, played 11 games, made four starts, in 2013 with 12 catches for 182 yards with one touchdown
- First career touchdown on a 29-yard pass as part of three catches for 40 yards vs. South Alabama (9/28/13)
- All-State wide receiver at CAK as a junior and senior

>> Full profile on Media Guide Page 92

CAREER STATS

Receiving	GP/GS	No	Yds	Avg	Per/G	TD	Long	High Yd
2013	11/4	12	182	15.2	16.5	1	51-OU	51-OU
2014	3/1	10	135	13.5	45.0	1	40-OU	58-OU
2015	11/6	19	257	13.5	23.3	2	39-Uga	56-OU
Totals	25/11	41	574	14.0	23.0	4	51-OU	58-OU

CAREER HIGHS

Receptions	5 at Oklahoma, 9/13/14
Receiving Yards	58 at Oklahoma, 9/13/14
Touchdowns	1 four times, last at Alabama, 10/24/15

CAREER GAME-BY-GAME

2013 Opp.	Rec-Yards-TD, Lg	2014 Opp.	Rec-Yards-TD, Lg
Austin Peay	1-9-0, 9	Utah State	3-48-0, 38
W. Kentucky	3-37-0, 16	Ark. State	2-29-0, 21
at Oregon	1-51-0, 51	at Oklahoma	5-58-1, 4
at Florida	1-2-0, 2	at Georgia	DNT-INJ
So. Alabama	3-40-1, 29	Florida	DND-INJ
Georgia	1-26-0, 26	Chattanooga	DND-INJ
So. Carolina	DNP-INJ	at Ole Miss	DNT-INJ
at Alabama	1-9-0, 9	Alabama	DND-INJ
at Missouri	1-9-0, 9	at So. Carolina	DNT-INJ
Auburn	0-0-0	Kentucky	DND-INJ
Vanderbilt	0-0-0	Missouri	DND-INJ
at Kentucky	0-0-0	at Vanderbilt	DND-INJ
		vs. Iowa	DNP-INJ

2015 Opp.	Rec-Yards-TD, Lg	2015 Opp.	Rec-Yards-TD, Lg
vs. B. Green	0-0-0	at Alabama	2-38-1, 27
Oklahoma	4-56-0, 20	at Kentucky	1-5-0, 5
W. Carolina	2-8-0, 5	So. Carolina	3-42-0, 15
at Florida	1-6-0, 6	No. Texas	2-28-0, 21
Arkansas	2-34-0, 20	at Missouri	0-0-0
Georgia	2-40-1, 39	Vanderbilt	

#7 CAMERON SUTTON

DB, 5-11, 186, Jr., Jonesboro, Ga.

- 2015 Preseason All-SEC Second Team by AP & Coaches
- 2015 Sporting News Preseason 2nd Team All-American
- 2015 Lindy's Sports No. 6 Top Cornerback
- 2015 Lindy's Sports Preseason First Team All-SEC
- 2015 Athlon Sports Preseason Second Team All-SEC
- Third-year starter at cornerback for the Vols, started all 35 games in career
- Serving as Vols starting punt returner for second year
- **Switched from his #23 to #7 during training camp as a tribute to injured teammate Rashaan Gauden**
- **Ranks fourth in the nation and second in SEC in punt return average at 17.2**
- Has 20 punt returns for 344 yards and a touchdown
- **Career mark of 14.8 punt return average, ranks first in Tennessee history**
- **Tied with Terry Fair for seventh in career passes defended at Tennessee with 30, next on list is #6 Eric Berry (31)**
- Started all 11 games in 2015, has 27 tackles with 3.0 TFLs along with an interception, four pass break-ups and two forced fumbles on defense
- Sixth career interception, along with two tackles, including a TFL in win at Missouri (11/21)
- Two tackles along with three punt returns for 49 yards vs. South Carolina (11/7)
- Second career touchdown on an 84-yard punt return at Kentucky (10/31)
- Four tackles, with a TFL and a 29-yard punt return vs. Arkansas (10/3)
- Four tackles along with three punt returns for 21 yards at Florida (9/26)
- Three tackles, pass break-up vs. #19 Oklahoma (9/12)
- Opened 2015 with three tackles, including a TFL and a pass break-up vs. Bowling Green (9/5); returned three punts for career-high 102 yards
- 2014 Phil Steele All-SEC Third Team
- In 2014, started all 13 games in 2014, had 35 tackles including 4.0 TFLs with team-best 14 passes defended
- Tied for second on the team with three interceptions
- Third in SEC led in passes defended with 16
- His 16 passes defended were third-most in a season in Tennessee history

- Also had 13 punt returns for 146 yards with a 76-yard return for a touchdown and one kickoff return for 21 yards
- First punt return for a touchdown, for 76 yards, in win at Vanderbilt (11/29/14), first UT punt return for TD since Cordarrelle Patterson, also at Vanderbilt (11/17/12); also had two tackles and a pass break-up
- **2013 247Sports, Athlon, College Football News Freshman All-American Second Team**
- **2013 Freshman All-SEC Coaches First Team**
- Starter in 12 games at cornerback as freshman in 2013
- Had a team-high nine passes defended, an interception return for touchdown, two fumble recoveries, 4.0 TFLs and a sack
- Became first true freshman to return an interception for a touchdown since Eric Berry (2007 at Florida) on a 36-yard return vs. WKU (9/7/13), INT started run of NCAA record four consecutive forced turnovers for Vols on four consecutive plays; also had four tackles

>> Full profile on Media Guide Page 94

CAREER STATS

Defense	GP	GS	UT	AT	TT	Sack	TFL	FF	FR	PD	Int	High Tk
2013	12/12	34	5	39	1-7	4-10	0	2	9	2-36	7	USA
2014	13/13	31	6	37	0-0	4-8	1	0	16	3-(-1)	8	OU
2015	11/11	26	1	27	0-0	3-11	2	0	4	1-0	4-2x	
Totals	36/36	91	12	103	1-7	11-36	3	2	30	6-35	8-0U	

Punt Returns	GP	GS	No	Yds	Avg	Per/G	TD	Long	High Yd
2014	13/13	14	158	11.3	12.2	1	76-VU	74-VU	
2015	11/11	20	344	17.2	31.3	1	84-UK	102-BG	
Totals	36/36	34	502	14.8	13.9	2	84-UK	102-BG	

Kick Returns	GP	GS	No	Yds	Avg	Per/G	TD	Long	High Yd
2014	13/13	1	21	21.0	1.8	0	21-Miss	21-Miss	

CAREER HIGHS

Tackles	8 at Oklahoma, 9/13/14
Tackles For Loss	2 vs. Auburn, 11/9/13
Sacks	1 vs. Auburn, 11/9/13
Forced Fumble	1 vs. Alabama, 10/25/14 & vs. W. Carolina, 9/19/15
Interceptions	1 six times, last at Missouri, 11/21/15
Touchdowns (INT)	1 vs. Western Kentucky, 9/7/13
Passes Defended	4 vs. Florida, 10/4/14
Fumble Recovery	1 at Florida, 9/21/13 & at Alabama, 10/26/13
Punt Returns	4 at Ole Miss, 10/18/14
Punt Return Yards	102 vs. Bowling Green, 9/5/15
Long Punt Return	84 at Kentucky, 10/31/15
TDs (Punt Return)	at Vanderbilt, 11/29/14 & at Kentucky, 10/31/15
Kickoff Returns	1 at Ole Miss, 10/18/14
Kickoff Return Yards	21 at Ole Miss, 10/18/14
Long Kickoff Return	21 at Ole Miss, 10/18/14

CAREER GAME-BY-GAME

2013 Opp.	U-A-T, Other	2013 Opp.	U-A-T, Other
Austin Peay	0-0-0	So. Carolina	2-0-2, 1-0 int
W. Kentucky	4-0-4, 1-36 INT-TD	at Alabama	2-0-2, 1-2 tfl, fr
at Oregon	3-1-4	at Missouri	3-0-3
at Florida	2-0-2, fr, pbu	Auburn	5-1-6, 1-7 sk, 2-10 tfl
So. Alabama	5-2-7, 1-5 tfl, 3 pd	Vanderbilt	1-1-2
Georgia	4-0-4, pbu	at Kentucky	3-0-3, 2 pd

2014 Opp.	U-A-T, Other	Punt Ret.	Kickoff Ret.
Utah State	4-0-4, 1-0 int, 1-1 tfl	0-0-0	0-0-0
Ark. State	3-1-4, 1-3 tfl	0-0-0	0-0-0
at Oklahoma	6-2-8, pd	1-3-0, 3	0-0-0
at Georgia	2-1-3, 1-0 int	1-4-0, 4	0-0-0
Florida	1-0-1, 1-(-)int, 3 pbu, 1-2 tfl	3-6-0, 4	0-0-0
Chattanooga	1-0-1, 1-2 tfl	1-42-0, 42	0-0-0
at Ole Miss	1-1-2	4-21-0, 11	1-21-0, 21
Alabama	5-0-5, ff	1- (-4)-0, -4	0-0-0
at So. Carolina	1-1-2, pd	0-0-0	0-0-0
Kentucky	2-0-2, 2 pbu	0-0-0	0-0-0
Missouri	1-0-1, 2 pbu	0-0-0	0-0-0
at Vanderbilt	2-0-2, pbu	2-74-1, 76	0-0-0
vs. Iowa	2-0-2, 2 qh	1-12-0, 12	0-0-0

2015 Opp.	U-A-T, Other	Punt Ret.	Kickoff Ret.
vs. B. Green	3-0-3, 1-4 tfl, pbu	3-102-0, 47	0-0-0
Oklahoma	3-0-3, pbu	2-3-0, 2	0-0-0
W. Carolina	1-1-2, ff	1- (-2)-0, -2	0-0-0
at Florida	4-0-4	3-21-0, 16	0-0-0
Arkansas	4-0-4, 1-4 tfl	1-29-0, 29	0-0-0
Georgia	2-0-2, ff	1-23-0, 23	0-0-0
at Alabama	3-0-3, pbu	1-3-0, 3	0-0-0
at Kentucky	1-0-1, pbu	1-84-1, 84	0-0-0
So. Carolina	2-0-2	3-49-0, 26	0-0-0
North Texas	1-0-1	2-28-0, 22	0-0-0
at Missouri	2-0-2, 1-0 int, 1-3 tfl	2-4-0, 3	0-0-0

ON TENNESSEE CHARTS

Passes Defended - Career

1.	35	Jabari Greer (33 PBU, 2 INT)	2000-03
2.	34	Dwayne Goodrich (22 PBU, 12 INT)	1996-99
3.	34	Preston Warren (26 PBU, 8 INT)	1987-90

4.	32	Jonathan Hefney (22 PBU, 10 INT)	2004-07
5.	32	Rashad Baker (21 PBU, 11 INT)	2000-03
6.	31	Eric Berry (17 PBU, 14 INT)	2007-09
7.	30	Terry Fair (19 PBU, 11 INT)	1994-97
30	Cameron Sutton (23 PBU, 6 INT)	2013-Pres	

Passes Defended - Season

1.	17	Jonathan Wade	2006
2.	17	Deon Grant	1999
3.	16	Cameron Sutton	2014
4.	15	Gibril Wilson	2003
5.	15	Jabari Greer	2002

Punt Return Average - Career

1.	14.8	Cameron Sutton	2013-Pres.
2.	14.7	Burt Rechichar	1949-51
3.	14.1	Terry Fair	1994-97

Punt Return Average - Season

1.	25.9	Bill Blackstock	1951
2.	20.4	Walter Slater	1941
3.	18.1	Nilo Silvan	1994
4.	17.6	George Canale	1960
5.	17.5	Bert Rechichar	1950
6.	17.2	Cameron Sutton	2015

#55 COLEMAN THOMAS

OL, 6-5, 301, So., Max Meadows, Va.

- Started all 11 games in 2015 (10 at center and one at right tackle), second year with Vols
- Vols offense has averaged 413.4 yards per game and 213.7 yards rushing (**second in SEC**) per game in 2015
- Vols have 200-plus rushing yards in seven games and 500-plus yards of offense in two games
- **Named SEC Offensive Lineman of the Week (Nov. 23) after Missouri game, helping Vols to 248 rushing yards**
- Helped Vols to 248 rushing yards in win at Missouri (11/21), as Tigers were leading SEC in fewest rushing yards allowed (113) entering the game
- Started at right tackle in win over #19 Georgia (10/10) as Vols piled up 519 yards of offense
- Vols gained 254 rushing yards at Florida (9/26), most in the series
- In first start at center vs. Bowling Green (9/5), helped Vols to 399 rushing yards, the most since 1994, as part of 604 overall yards of total offense
- 2014 Campus Insiders Honorable Mention Freshman All-American
- Played 11 total games including first seven games in 2014, starting five at right tackle
- As a true freshman moved into starting lineup at right tackle at Oklahoma (9/13)
- Played on both sides of the ball, earning Region 1A West Defensive Player of the Year as a senior at Fort Chiswell
- Offensive and Defensive Lineman of the Year honors in Region 1A as a senior

>> Full profile on Media Guide Page 97

CAREER STATS

Games Played/Started: 2014: 11/5; 2015: 11/11; Totals: 22/16

#2 SHY TUTTLE

DL, 6-2, 311, Fr., Midway, N.C.

- **Suffered broken fibula in win over #19 Georgia (10/10) and will miss remainder of the season**
- **Has black stripe removed on Aug. 16, second true freshman, following Kyle Phillips to have stripe removed**
- Played in first six games in first season, making 10 tackles with one fumble recovery and a blocked kick
- Two tackles in win over #19 Georgia (10/10) before suffering season-ending injury.
- Five tackles vs. Arkansas (10/3), along with a blocked field goal
- Two tackles at Florida (9/26)
- First tackle and fumble recovery came vs. Western Carolina (9/19)
- 5-star out of North Davidson H.S., in Winston-Salem
- Played in 2015 Under Armour All-American Game
- Selected to 2014 Shrine Bowl; Member of ESPN 300
- Honored as 2014 MaxPreps Second Team All-American

>> Full profile on Media Guide Page 98

CAREER STATS

Defense	GP	GS	UT	AT	TT	Sack	TFL	FF	FR	QH	Int	High Tk
2015	6/0	3	7	10	0-0	0-0	0	1	0	0-0	5	Ark

CAREER HIGHS

Tackles	5 vs. Arkansas, 10/3/15
Fumble Recovery	1 vs. Western Carolina, 9/19/15
Blocked Kick	1 vs. Arkansas, 10/3/15

2015 Opp.	U-A-T, Other	2015 Opp.	U-A-T, Other
vs. B. Green	0-0-0	at Alabama	DNT-INJ
Oklahoma	0-0-0, qh	at Kentucky	DNT-INJ
W. Carolina	0-1-1, fr	So. Carolina	
at Florida	1-1-2	No. Texas	
Arkansas	1-4-5	at Missouri	
Georgia	1-1-2	Vanderbilt	

#50 COREY VEREEN

DL, 6-2, 249, Jr., Winder Garden, Fla.

- Returning starter at left defensive end in 2015, played in all 10 games with five starts making 33 tackles (sixth on team) with 8.0 TFLs, 2.0 sacks and a **team-best eight quarterback hurries**
- **Last five games: 18 tackles with 6.5 TFLs**
- Made four tackles, including a sack at Missouri (11/21)
- Four tackles, including two TFLs and three quarterback hurries at Kentucky (10/31)
- Best game of career with two sacks for 12 yards as part of 2.5 TFLs and five tackles at #8 Alabama (10/24)
- Two tackles and two quarterback hurries in start vs. Arkansas (10/3)
- Three tackles including 0.5 TFL at Florida (9/26)
- Posted a 10-yard TFL and two quarterback hurries vs. Western Carolina (9/19)
- Four tackles with a quarterback hurry vs. #19 Oklahoma (9/12)
- Opened 2015 with five tackles and a pass break-up vs. Bowling Green (9/5)
- In 2014, was starting left defensive end in second year with Vols, playing in all 13 games with 11 starts
- Had 24 tackles with 4.0 TFLs, 1.5 sacks, a forced fumble and three quarterback hurries in 2014
- Best game of career with highs of six tackles, 2.5 TFLs and 1.5 sacks at #3 Ole Miss (10/18/14)
- In 2013, played in nine games after returning from knee injury suffered early in training camp; made 13 tackles including a sack for seven yards, a TFL and two quarterback hurries

>> Full profile on Media Guide Page 99

CAREER STATS

Defense	GP	GS	UT	AT	TT	Sack	TFL	FF	FR	QH	Int	High Tk
2013	9/0	9	4	13	1-7	1-7	0	0	2	0-0	4	AU
2014	13/11	15	9	24	1.5-11	4-15	0	1	3	0-0	6	Miss
2015	11/5	23	10	33	3-14	8-33	0	0	8	0-0	5-2x	
Totals	33/16	47	23	70	5.5-32	13-55	0	1	12	0-0	6-Miss	

CAREER HIGHS

Tackles	6 at Ole Miss, 10/19/14
Tackles For Loss	2.5 at Ole Miss, 10/19/14 & at Alabama, 10/24/15
Sacks	2 at Alabama, 10/24/15
Quarterback Hurries	2 three times, last vs. Arkansas, 10/3/15

CAREER GAME-BY-GAME

2013 Opp.	U-A-T, Other	2014 Opp.	U-A-T, Other
Austin Peay	DNP-INJ	Utah State	1-0-1
W. Kentucky	DNP-INJ	Ark. State	1-0-1, 2qh
at Oregon	DNP-INJ	at Oklahoma	2-2-4, 1-2 tfl
at Florida	0-0-0	at Georgia	1-2-3, 0.5-1 tfl
So. Alabama	0-0-0, qh	Florida	1-0-1
Georgia	1-0-1, 1-7 sk, 1-7 tfl, qh	Chattanooga	0-0-0
So. Carolina	1-0-1	at Ole Miss	4-2-6, 1.5-11 sk, 2.5-12 tfl
at Alabama	2-1-3	Alabama	1-2-3, fr
at Missouri	1-2-3, pbu at	So. Carolina	2-1-3, qh
Auburn	3-1-4	Kentucky	0-0-0
Vanderbilt	0-0-0	Missouri	1-0-1
at Kentucky	1-0-1	at Vanderbilt	1-0-1
		vs. Iowa	0-0-0

2015 Opp.	U-A-T, Other	2015 Opp.	U-A-T, Other
vs. B. Green	3-2-5, pbu	at Alabama	4-1-5, 2.5-13 tfl, 2-12 sk
Oklahoma	2-2-4, qh	at Kentucky	3-1-4, 2-5 tfl, 2 qh
W. Carolina	1-0-1, 1-10 tfl, 2qh	So. Carolina	2-0-2, qh
at Florida	1-2-3, 0.5-1 tfl	No. Texas	3-0-3, 1-2 tfl
Arkansas	0-2-2, 2qh	at Missouri	4-0-4, 1-2 sk, 1-2 tfl
Georgia	0-0-0	Vanderbilt	

#39 KENDAL VICKERS

DL, 6-3, 286, R-So., Havelock, N.C.

- Starting at defensive tackle in third year in the program, started all 11 games with 17 tackles and a TFL in 2015
- Three tackles at #8 Alabama (10/24)
- Four tackles and TFL for four yards vs. W. Carolina (9/19)
- First career start came vs. Bowling Green (9/5) as he made first four tackles of his career
- Awarded the John Stucky Award for Power at the 2015 Orange & White Game
- Gained more than 25 pounds since end of 2014 season

• Played in five games in 2014 season after redshirt in 2013
 >> Full profile on Media Guide Page 100

CAREER STATS

Defense	GP/GS	UT	AT	TT	Sack	TFL	FF	FR	QH	Int	High Tk
2014	5/0	0	0	0	0-0	0-0	0	0	0	0-0	--
2015	11/11	8	9	17	0-0	1-3	0	0	1	0-0	4-2x
Totals	16/11	8	9	17	0-0	1-3	0	0	0-0	0-0	4-2x

CAREER HIGHS

Tackles	4 vs. Bowling Green, 9/5/15 & vs. W. Carolina, 9/19/15
Tackle for Loss	1 vs. W. Carolina, 9/19/15

CAREER GAME-BY-GAME

2015 Opp.	U-A-T, Other	2015 Opp.	U-A-T, Other
vs. B. Green	2-2-4	at Alabama	1-2-3
Oklahoma	0-0-0	at Kentucky	0-0-0
W. Carolina	2-2-4, 1-3 tfl	So. Carolina	1-0-1
at Florida	1-1-2	No. Texas	1-0-1
Arkansas	0-0-0	at Missouri	0-2-2
Georgia	0-0-0, qh	Vanderbilt	

#42 CHRIS WEATHERD

LB/DL, 6-2, 226, Sr., Carrollton, Texas

- Seeing action as SAM linebacker and right defensive end as senior in 2015, playing all 11 games with eight tackles with a sack and TFL for 11 yards
- Posted an 11-yard sack vs. homestate North Texas (11/14)
- Two tackles in each of first two games of 2015
- In 2014, played in 13 games, starting one, with 12 tackles including 3.0 TFLs and 2.5 sacks
- Highly-regarded JUCO transfer from Trinity Valley C.C.

>> Full profile on Media Guide Page 100

CAREER STATS

Defense	GP/GS	UT	AT	TT	Sack	TFL	FF	FR	QH	Int	High Tk
2014	13/1	8	4	12	2.5-17	3-20	0	0	1	0-0	4-UK
2015	11/0	8	0	8	1-11	1-11	0	0	1	0-0	2-3x
Totals	24/1	16	4	20.5-28	4-31	0	0	2	0-0	4-UK	

CAREER HIGHS

Tackles	4 vs. Kentucky, 11/15/14
Tackles For Loss	1 three times, last vs. North Texas, 11/14/15
Sacks	1 three times, last vs. North Texas, 11/14/15

CAREER GAME-BY-GAME

2014 Opp.	U-A-T, Other	2015 Opp.	U-A-T, Other
Utah State	0-1-1, 0.5-3	vs. B. Green	2-0-2
Ark. State	2-0-2, pbu	Oklahoma	2-0-2 qh
at Oklahoma	0-0-0	W. Carolina	0-0-0
at Georgia	0-0-0	at Florida	0-0-0
Florida	1-0-1, 1-10 sk, 1-10 tfl	Arkansas	0-0-0
Chattanooga	1-0-1, 1-5 sk, 1-5 tfl	Georgia	0-0-0
at Ole Miss	0-0-0	at Alabama	0-0-0
Alabama	1-0-1	at Kentucky	1-0-1
at So. Carolina	0-0-0	So. Carolina	1-0-1
Kentucky	2-2-4, 0.5-2 sk, 0.5-2 tfl	No. Texas	2-0-2, 1-11 sk, 1-11 tfl
Missouri	0-0-0	at Missouri	0-0-0
at Vanderbilt	1-0-1, qh	Vanderbilt	
vs. Iowa	0-1-1		

#71 DYLAN WIESMAN

OL, 6-4, 304, Jr., Cincinnati, Ohio

- Started all 11 games in 2015, 10 at right guard and one at left guard
- Vols offense has averaged 413.4 yards per game and 213.7 yards rushing (**second in SEC**) per game in 2015
- Vols have 200-plus rushing yards in seven games and 500-plus yards of offense in two games
- Helped Vols to 248 rushing yards in win at Missouri (11/21), as Tigers were leading SEC in fewest rushing yards allowed (113) entering the game
- Started at left guard at #8 Alabama (10/24)
- Vols gained 254 rushing yards at Florida (9/26), most in series history
- Started at right guard vs. Bowling Green (9/5), helped Vols to 399 rushing yards, the most since 1994, as part of 604 overall yards of total offense
- Versatile lineman, backed up center Mack Crowder in 2014, played in all 13 games with two starts at center
- Drew first college start in place of Crowder vs. #19 Missouri (11/22/14) at center
- Played in 10 games in 2013, mostly on special teams block as a true freshman

>> Full profile on Media Guide Page 101

CAREER STATS

Games Played/Started: 2013: 10/0; 2014: 13/2; 2015: 11/11; Career: 34/13

#58 OWEN WILLIAMS

DL, 6-0, 297, Sr., Macon, Ga.

- Seeing action at defensive tackle, playing in all 11 games with 10 starts, making 27 tackles with 5.5 TFLs, a sack and five quarterback hurries
- 19 total tackles in last four games
- Six tackles, including three TFLs in win over South Carolina (11/7)
- Career-high six tackles with a sack for two yards at #8 Alabama (10/24)
- Three tackles at Florida (9/26)
- In first career start, vs. #19 Oklahoma (9/12), made three tackles including 1.5 TFLs
- In 2014, served as backup nose tackle to Danny O'Brien in first season with Vols after transferring in from Butler C.C. in Kansas
- **Named Tim Tebow's Freak Of The Week on SEC Nation, when the show aired from Knoxville on Nov. 22, 2014, with nine bench presses of 600 pounds**
- Played in 12 games in 2014, making 21 tackles with two sacks for 12 yards
- Two-year starter at Butler C.C., 3-star JUCO recruit
- Second Team NJCAA All-American in 2013
- 2013 Kansas Jayhawk Community College Conference Defensive Player of the Year

>> Full profile on Media Guide Page 101

CAREER STATS

Defense	GP/GS	UT	AT	TT	Sack	TFL	FF	QH	PD	Int	High Tk
2014	12/0	11	10	21	2-12	2-12	0	1	2	0-0	5-ASU
2015	11/10	13	14	27	1-2	5.5-11	0	5	1	0-0	6-2x
Totals	23/10	24	24	48	3-14	7.5-23	0	6	3	0-0	6-2x

CAREER HIGHS

Tackles	6 at Alabama, 10/24/15 & vs. South Carolina, 11/7/15
Tackles For Loss	3 vs. South Carolina, 11/7/15
Sacks	2 vs. Arkansas State, 9/6/14

CAREER GAME-BY-GAME

2014 Opp.	U-A-T, Other	2015 Opp.	U-A-T, Other
Utah State	0-0-0	vs. B. Green	0-0-0
Ark. State	3-2-5, 2-12 sk, 2-12 tfl, pbu	Oklahoma	1-2-3, 1.5-5 tfl, qh
at Oklahoma	1-2-3	W. Carolina	0-1-1, qh
at Georgia	0-3-3	at Florida	1-2-3
Florida	1-0-1	Arkansas	0-1-1
Chattanooga	DND-INJ	Georgia	0-0-0, pbu
at Ole Miss	0-0-0	at Alabama	4-2-6, 1-2 tfl, 1-2 sk
Alabama	2-2-4	at Kentucky	0-0-0
at So. Carolina	1-0-1	South Carolina	5-1-6, 3-4 tfl
Kentucky	0-0-0	North Texas	0-3-3, qh
Missouri	2-0-2, pbu	at Missouri	2-2-4, qh
at Vanderbilt	1-0-1	Vanderbilt	
vs. Iowa	0-1-1		

#7 PRESTON WILLIAMS

WR, 6-4, 209, Fr., Hampton, Ga.

- 5-star prospect seeing playing time as a true freshman
- **Officially cleared to practice with Vols on Aug. 26**
- Played in six games, with one start, making seven catches for 158 yards with two touchdowns
- Missed four games: at Alabama (10/24) though North Texas (11/14) due to a hamstring injury before returning at Missouri (11/21)
- **SEC Freshman Of Week (Sept. 21)**
- Two catches for 41 yards in win over #19 Georgia (10/10)
- Two catches for 19 yards vs. Arkansas (10/3) in first start of career
- **First-career catch came on 25-yard touchdown reception vs. Western Carolina (9/19), added second touchdown catch for 24 yards for first two scores of career; became first Vol since Justin Hunter in 2010 to have two receiving touchdowns in a game as a freshman;** finished with three catches for 98 yards
- Listed as Scout's #1 wide receiver in nation in 2015 class
- Played in 2015 Under Armour All-Star Game
- Participated in The Opening; Member of ESPN 300
- Named to Georgia Sports Writers Association All-State First Team as a senior in 2014
- Recorded 43 receptions for 916 yards and 13 touchdowns as a senior despite missing a portion of the year with a knee injury
- Led Wildcats to Region 2 AAAAAA Title Game in 2014
- MaxPreps Junior All-American in 2013
- First team all-state as a junior by the Associated Press and Atlanta Journal-Constitution in 2013
- 2013 Georgia state long-jump champion with a leap of 24-feet, 2 1/2 inches

>> Full profile on Media Guide Page 102

CAREER STATS

Receiving	GP/GS	No	Yds	Avg	Per/G	TD	Long	High Yd
2015	6/1	7	158	22.6	26.3	2	24	WCU 98-WCU

CAREER HIGHS

Receptions	3 vs. Western Carolina, 9/19/15
Receiving Yards	98 vs. Western Carolina, 9/19/15
Touchdowns	2 vs. Western Carolina, 9/19/15

CAREER GAME-BY-GAME

2015 Opp.	Rec-Yards-TD, Lg	2015 Opp.	Rec-Yards-TD, Lg
vs. B. Green	0-0-0	at Alabama	DNT-INJ
Oklahoma	DNP	at Kentucky	DNT-INJ
W. Carolina	3-98-2, 49	So. Carolina	DNP-INJ
at Florida	0-0-0	No. Texas	DNP-INJ
Arkansas	2-19-0, 11	at Missouri	0-0-0
Georgia	2-41-0, 33	Vanderbilt	

#82 ETHAN WOLF

TE, 6-6, 245, So., Minster, Ohio

- Vols returning starter at tight end, has started 22 of 23 games in his career including all 11 in 2015
- **Only Vol with a catch in every game this season, dating to 2014 has a catch in 12 consecutive games**
- **Fourth on team with 21 catches for 277 yards** (third on team) with two touchdowns
- Clutch 23-yard catch on third down in birthday win over South Carolina (11/7)
- Three receptions for 56 yards in win over #19 Georgia (10/10), including career-long 34-yard catch to key game-winning scoring drive
- Clutch 31-yard catch vs. Arkansas (10/3)
- Team-high four catches for 55 yards at Florida (9/26)
- Three catches for 31 yards vs. Western Carolina (9/19)
- **Opened 2015 with best game of his career, scoring first two touchdowns of his career on 11 and 18-yard scoring receptions vs. Bowling Green (9/5); first UT tight end since Luke Stocker (9/5/2009 vs. WKU) to score two touchdowns in a game**
- **Became first true freshman to start season opener at tight end in Tennessee history**
- In 2014, started first eight games he played, seeing action in 12 games overall with 11 total starts; made 23 catches for 212 yards
- Had a catch in first nine games he played in 2014
- **Wearing #82 with Vols as a tribute to VFL tight end Jason Witten, who wears #82 with the Dallas Cowboys**
- As a senior, hauled in 41 receptions for 475 yards with five receiving touchdowns
- Brother Eli, a freshman tight end, joined Vols in 2015

>> Full profile on Media Guide Page 103

CAREER STATS

Receiving	GP/GS	No	Yds	Avg	Per/G	TD	Long	High Yd
2014	12/11	23	212	9.2	17.1	0	24	UGA 69-UGA
2015	11/11	21	277	13.2	25.2	2	34	UGA 56-UGA
Totals	23/22	44	489	11.1	21.3	2	34	UGA 69-UGA

CAREER HIGHS

Receptions	5 vs. Arkansas State, 9/6/14 & at Georgia, 9/27/14
Receiving Yards	69 at Georgia, 9/27/14
Touchdowns	2 vs. Bowling Green, 9/5/15

CAREER GAME-BY-GAME

2014 Opp.	Rec-Yards-TD, Lg	2015 Opp.	Rec-Yards-TD, Lg
Utah State	3-26-0, 12	vs. B. Green	3-35-2, 18
Ark. State	5-20-0, 8	Oklahoma	1-5-0, 5
at Oklahoma	DNP-INJ	W. Carolina	3-31-0, 23
at Georgia	5-69-0, 24	at Florida	4-55-0, 24
Florida	1-3-0, 3	Arkansas	1-31-0, 31
Chattanooga	1-16-0, 16	Georgia	3-56-0, 34
at Ole Miss	1-6-0, 6	at Alabama	1-5-0, 5
Alabama	1-10-0, 10	at Kentucky	2-27-0, 16
at S. Carolina	2-14-0, 13	So. Carolina	1-23-0, 23
Kentucky	2-39-0, 25	North Texas	1-3-0, 3
Missouri	0-0-0	at Missouri	1-6-0, 6
at Vanderbilt	0-0-0	Vanderbilt	
vs. Iowa	2-9-0, 5		

2015 STATISTICS

OVERALL: 7-4**SEC: 4-3****HOME: 4-2****AWAY: 2-2****NEUTRAL: 1-0****SCHEDULE & RESULTS**

Date	UT (rank)	Opponent (rank)	TV	Site	Time/Result	Attend.	Top Rusher	Top Passer	Top Receiver	Top Tackler
Sept. 5	25/25	vs. Bowling Green	SECN	Nashville	W, 59-30	61,323	Alvin Kamara (15-144-2)	Josh Dobbs (15-22-205-2)	Jauan Jennings (3-56)	J. Reeves-Maybin (9)
Sept. 12	23/23	#19/17 Oklahoma	ESPN	Knoxville	L, 24-31 (2OT)	102,455	Jalen Hurd (24-109-1)	Josh Dobbs (13-31-125-1)	Josh Smith (4-56)	J. Reeves-Maybin (21)
Sept. 19	RV/RV	Western Carolina	ESPNU	Knoxville	W, 55-10	102,136	Jalen Hurd (11-68-1)	Josh Dobbs (15-21-144-2)	Josh Malone (4-33)	T. Kelly Jr./Ev. Berry (5)
Sept. 26	RV/RV	at RV Florida*	CBS	Gainesville	L, 27-28	90,527	Josh Dobbs (18-136)	Josh Dobbs (10-17-83)	Ethan Wolf (4-55)	J. Reeves-Maybin (8)
Oct. 3	RV/RV	Arkansas*	ESPN2	Knoxville	L, 20-24	101,265	Jalen Hurd (19-101-0)	Josh Dobbs (20-36-232)	Alvin Kamara (4-40)	J. Reeves-Maybin (10)
Oct. 10	--/--	#19/16 Georgia*	CBS	Knoxville	W, 38-31	102,455	Josh Dobbs (18-118)	Josh Dobbs (25-42-312-3)	Josh Malone (5-60)	B. Randolph (9)
Oct. 24	--/--	at #8/8 Alabama*	CBS	Tuscaloosa	L, 14-19	101,821	Jalen Hurd (18-92-1)	Josh Dobbs (13-22-171-1)	Alvin Kamara (4-44)	J. Reeves-Maybin (11)
Oct. 31	--/--	at Kentucky*	SECN	Lexington	W, 52-21	60,886	Alvin Kamara (4-70)	Josh Dobbs (16-26-233-2)	Von Pearson (5-37)	B. Randolph (10)
Nov. 7	RV/--	South Carolina*	SECN	Knoxville	W, 27-24	101,253	Jalen Hurd (23-90)	Josh Dobbs (20-34-255-2)	Von Pearson (8-121-1)	J. Reeves-Maybin (9)
Nov. 14	--/--	North Texas	SECN	Knoxville	W, 24-0	96,197	Alvin Kamara (15-27-2)	Josh Dobbs (15-23-136)	Josh Malone (4-38)	D. Kirkland Jr. (8)
Nov. 21	--/--	at Missouri*	ESPN2	Columbia	W, 19-8	59,575	Jalen Hurd (34-151-0)	Josh Dobbs (16-24-89)	Von Pearson (7-28)	J. Reeves-Maybin (7)
Nov. 28	RV/--	Vanderbilt*	SECN	Knoxville	4 p.m. ET					

TEAM STATISTICS

	UT	OPP
SCORING	359	226
Points Per Game	32.6	20.5
Points Off Turnovers	48	28
FIRST DOWNS	242	196
Rushing	123	79
Passing	110	104
Penalty	9	13
RUSHING YARDAGE	2351	1637
Yards gained rushing	2635	1854
Yards lost rushing	284	217
Rushing Attempts	512	397
Average Per Rush	4.6	4.1
Average Per Game	213.7	148.8
TDs Rushing	24	11
PASSING YARDAGE	2196	2397
Comp-Att-Int	189-316-5	191-367-7
Average Per Pass	6.9	6.5
Average Per Catch	11.6	12.5
Average Per Game	199.6	217.9
TDs Passing	15	14
TOTAL OFFENSE	4547	4034
Total Plays	828	764
Average Per Play	5.5	5.3
Average Per Game	413.4	366.7
KICK RETURNS: #-Yards	22-837	37-658
PUNT RETURNS: #-Yards	26-443	17-198
INT RETURNS: #-Yards	7-88	5-5
KICK RETURN AVERAGE	38.0	17.8
PUNT RETURN AVERAGE	17.0	11.6
INT RETURN AVERAGE	12.6	1.0
FUMBLES-LOST	18-7	15-7
PENALTIES-Yards	52-393	73-615
Average Per Game	35.7	55.9
PUNTS-Yards	57-2570	76-3289
Average Per Punt	45.1	43.3
Net punt average	39.2	36.4
KICKOFFS-Yards	71-4367	46-2779
Average Per Kick	61.5	60.4
Net kick average	42.0	31.9
TIME OF POSSESSION/Game	30:10	29:50
3RD-DOWN Conversions	81/180	44/163
3rd-Down Pct	45%	27%
4TH-DOWN Conversions	11/13	16/22
4th-Down Pct	85%	73%
SACKS BY-Yards	22-122	21-156
MISC YARDS	1	0
TOUCHDOWNS SCORED	44	28
FIELD GOALS-ATTEMPTS	17-26	10-14
ON-SIDE KICKS	0-0	0-0
RED-ZONE SCORES	(42-52) 81%	(26-34) 76%
RED-ZONE TOUCHDOWNS	(29-52) 56%	(18-34) 53%
PAT-ATTEMPTS	(44-44) 100%	(26-26) 100%
ATTENDANCE	605761	312809
Games/Avg Per Game	6/100960	4/78202
Neutral Site Games		1/61323

SCORE BY QUARTERS

	1st	2nd	3rd	4th	OT	Total
Tennessee	106	119	86	41	7	359
Opponents	45	53	55	59	14	226

RUSHING

Name	GP	Att	Gain	Loss	Net	Avg	TD	Long	Avg/G
Jalen Hurd	11	234	1102	64	1038	4.4	10	35	94.4
Alvin Kamara	11	80	554	8	546	6.8	6	63	49.6
Joshua Dobbs	11	123	699	169	530	4.3	8	62	48.2
John Kelly	9	36	173	12	161	4.5	0	22	17.9
Joe Young	4	15	56	10	46	3.1	0	9	11.5
Jauan Jennings	10	7	18	3	15	2.1	0	12	1.5
Quinten Dormady	5	9	22	8	14	1.6	0	6	2.8
Alton Howard	2	2	13	0	13	6.5	0	12	6.5
Von Pearson	11	3	1	6	-5	-1.7	0	1	-0.5
TEAM	5	3	-3	4	-7	-2.3	0	0	-1.4
Total	11	512	2635	284	2351	4.6	24	63	213.7
Opponents	11	397	1854	217	1637	4.1	11	66	148.8

PASSING

Name	GP	Effic	Comp-Att-Int	Pct	Yds	TD	Lng	Avg/G
Joshua Dobbs	11	126.72	178-298-5	59.7	1985	13	75	180.5
Quinten Dormady	5	165.26	9-14-0	64.3	129	1	49	25.8
Jauan Jennings	10	458.60	1-2-0	50.0	58	1	58	5.8
Alvin Kamara	11	301.60	1-1-0	100.0	24	0	24	2.2
TEAM	5	0.00	0-1-0	0.0	0	0	0	0.0
Total	11	130.68	189-316-5	59.8	2196	15	75	199.6
Opponents	11	115.68	191-367-7	52.0	2397	14	63	217.9

RECEIVING

Name	GP	Rec	Yds	Avg	TD	Long	Avg/G
Von Pearson	11	33	337	10.2	1	45	30.6
Josh Malone	11	29	388	13.4	2	75	35.3
Alvin Kamara	11	29	220	7.6	3	23	20.0
Ethan Wolf	11	21	277	13.2	2	34	25.2
Josh Smith	11	19	257	13.5	2	39	23.4
Jalen Hurd	11	17	155	9.1	2	37	14.1
Jauan Jennings	10	13	142	10.9	0	30	14.2
Johnathon Johnson	9	9	107	11.9	0	24	11.9
Preston Williams	6	7	158	22.6	2	49	26.3
Marquez North	6	5	46	9.2	0	16	7.7
Alex Ellis	11	5	43	8.6	0	24	3.9
Joshua Dobbs	11	1	58	58.0	1	58	5.3
Alton Howard	2	1	8	8.0	0	8	4.0
Total	11	189	2196	11.6	15	75	199.6
Opponents	11	191	2397	12.5	14	63	217.9

INTERCEPTIONS

Name	Int	Yds	Avg	TD	Long
LaDarrell McNeil	2	56	28.0	0	57
Todd Kelly Jr.	2	5	2.5	0	4
Cameron Sutton	1	0	0.0	0	0
Darrin Kirkland Jr.	1	26	26.0	0	26
Brian Randolph	1	1	1.0	0	1
Total	7	88	12.6	0	57
Opponents	5	5	1.0	0	5

2015 STATISTICS

PUNT RETURNS

Name	Ret	Yds	Avg	TD	Long
Cameron Sutton	20	344	17.2	1	84
Alvin Kamara	6	99	16.5	1	50
Total	26	443	17.0	2	84
Opponents	17	198	11.6	1	70

KICKOFF RETURNS

Name	Ret	Yds	Avg	TD	Long
Evan Berry	20	791	39.5	3	100
Micah Abernathy	1	27	27.0	0	27
R.D. Abernathy IV	1	19	19.0	0	19
Total	22	837	38.0	3	100
Opponents	37	658	17.8	0	38

FUMBLE RETURNS

Name	Ret	Yds	Avg	TD	Long
Total	0	0	0.0	0	0
Opponents	3	182	60.7	2	96

PUNTING

Name	Punts	Yds	Avg	Lg	TB	FC	I20	50+	Blkd
Trevor Daniel	55	2509	45.6	61	7	15	23	20	0
TEAM	1	23	23.0	23	0	0	0	0	1
Nate Renfro	1	38	38.0	38	0	1	1	0	0
Total	57	2570	45.1	61	7	16	24	20	1
Opponents	76	3289	43.3	62	4	15	18	22	0

KICKOFFS

Name	KO	YDS	AVG	TB	OB	RET	NET	YdLn
Aaron Medley	71	4367	61.5	29	4			
Total	71	4367	61.5	29	4	658	42.0	22
Opponents	46	2779	60.4	19	2	837	31.9	33

FIELD GOALS

■ FIELD GOAL SEQUENCE BY PLAYER

Name	FGM-FGA	Pct.	1-19	20-29	30-39	40-49	50+	Lg	Blk
Aaron Medley	17-26	65.4	1-1	5-7	7-8	4-7	0-3	45	0

■ FIELD GOAL SEQUENCE BY GAME

	Tennessee	Opponents
Bowling Green	42,29,(26)	(40),(37),43,(25)
Oklahoma	(19),48	(35)
Western Carolina	(20),(31)	(32)
Florida	(34),(37),55	-
Arkansas	28,(35),(45)	(26),22
Georgia	(22)	41,(37)
Alabama	43,51,51	(19),(28)
Kentucky	(44)	-
South Carolina	(44),(27)	46,(43)
North Texas	(34)	-
Mizzou	(34),(22),(44),31,(30)	-

Numbers in (parentheses) indicate field goal was made

SPECIAL TEAMS TACKLE LEADERS

Player	Total	KO	Punt	Other
Cortez McDowell	8	6	2	0
LaDarrell McNeil	7	7	0	0
Evan Berry	5	4	1	0
Jauan Jennings	5	5	0	0
Todd Kelly Jr.	5	0	5	0
Max Arnold	3	3	0	0
Jalen Reeves-Maybin	3	0	3	0
Quart'e Sapp	3	3	0	0
Chris Weatherd	3	1	2	0
Gavin Bryant	2	2	0	0
Kenny Bynum	2	0	2	0
Jakob Johnson	2	2	0	0
Darrin Kirkland Jr.	2	1	1	0
Micah Abernathy	1	1	0	0
Elliott Berry	1	1	0	0
Colton Jumper	1	1	0	0
LaTroy Lewis	1	1	0	0
Justin Martin	1	1	0	0
Emmanuel Moseley	1	0	1	0
Brian Randolph	1	1	0	0
Kendal Vickers	1	0	1	0
TOTAL	56	39	17	0

SCORING

Name	TD	FGs	PAT Kick	PAT Rush	PAT Rcv	PAT Pass	PAT DXP	Saf	Pts
Aaron Medley	0	17-26	44-44	0-0	0	0-0	0	0	95
Jalen Hurd	12	0-0	0-0	0-0	0	0-0	0	0	72
Alvin Kamara	10	0-0	0-0	0-0	0	0-0	0	0	60
Joshua Dobbs	9	0-0	0-0	0-0	0	0-0	0	0	54
Evan Berry	3	0-0	0-0	0-0	0	0-0	0	0	18
Josh Malone	2	0-0	0-0	0-0	0	0-0	0	0	12
Josh Smith	2	0-0	0-0	0-0	0	0-0	0	0	12
Ethan Wolf	2	0-0	0-0	0-0	0	0-0	0	0	12
Preston Williams	2	0-0	0-0	0-0	0	0-0	0	0	12
Von Pearson	1	0-0	0-0	0-0	0	0-0	0	0	6
Cameron Sutton	1	0-0	0-0	0-0	0	0-0	0	0	6
Total	44	17-26	44-44	0-0	0	0-0	0	0	359
Opponents	28	10-14	26-26	0-0	1	1-2	0	0	226

ALL-PURPOSE

Name	GP	Rush	Rec	PR	KR	IR	Tot	Avg/G
Jalen Hurd	11	1038	155	0	0	0	1193	108.5
Alvin Kamara	11	546	220	99	0	0	865	78.6
Evan Berry	11	0	0	0	791	0	791	71.9
Joshua Dobbs	11	530	58	0	0	0	588	53.5
Josh Malone	11	0	388	0	0	0	388	35.3
Cameron Sutton	11	0	0	344	0	0	344	31.3
Von Pearson	11	-5	337	0	0	0	332	30.2
Ethan Wolf	11	0	277	0	0	0	277	25.2
Josh Smith	11	0	257	0	0	0	257	23.4
John Kelly	9	161	0	0	0	0	161	17.9
Preston Williams	6	0	158	0	0	0	158	26.3
Jauan Jennings	10	15	142	0	0	0	157	15.7
Johnathon Johnson	9	0	107	0	0	0	107	11.9
LaDarrell McNeil	9	0	0	0	0	56	56	6.2
Joe Young	4	46	0	0	0	0	46	11.5
Marquez North	6	0	46	0	0	0	46	7.7
Alex Ellis	11	0	43	0	0	0	43	3.9
Micah Abernathy	10	0	0	0	27	0	27	2.7
Darrin Kirkland Jr.	11	0	0	0	0	26	26	2.4
Alton Howard	2	13	8	0	0	0	21	10.5
R.D. Abernathy IV	5	0	0	0	19	0	19	3.8
Quinten Dormady	5	14	0	0	0	0	14	2.8
Todd Kelly Jr.	11	0	0	0	0	5	5	0.5
Brian Randolph	11	0	0	0	0	1	1	0.1
TEAM	5	-7	0	0	0	0	-7	-1.4
Total	11	2351	2196	443	837	88	5915	537.7
Opponents	11	1637	2397	198	658	5	4895	445.0

TOTAL OFFENSE

Name	GP	Plays	Rush	Pass	Tot	Avg/G
Joshua Dobbs	11	421	530	1985	2515	228.6
Jalen Hurd	11	234	1038	0	1038	94.4
Alvin Kamara	11	81	546	24	570	51.8
John Kelly	9	36	161	0	161	17.9
Quinten Dormady	5	23	14	129	143	28.6
Jauan Jennings	10	9	15	58	73	7.3
Joe Young	4	15	46	0	46	11.5
Alton Howard	2	2	13	0	13	6.5
Von Pearson	11	3	-5	0	-5	-0.5
TEAM	5	4	-7	0	-7	-1.4
Total	11	828	2351	2196	4547	413.4
Opponents	11	764	1637	2397	4034	366.7

2015 STATISTICS

2015 DEFENSIVE STATISTICS

No.	Player	GP-GS	ST	AT	TT	TFL	Sacks	Int	PBU	QBH	FR-Yds	FF	Blk	Saf
21	Jalen Reeves-Maybin	11-11	60	36	96	12.0-50	4.0-25	.	4	3	2-0	2	.	.
37	Brian Randolph	11-11	44	16	60	0.5-0	.	1-1	3	.	.	1	1	.
34	Darrin Kirkland Jr.	11-8	35	22	57	5.0-21	2.0-18	1-26	.	5	1-0	.	.	.
9	Derek Barnett	11-11	35	21	56	9.5-38	7.0-35	.	1	5	1-0	.	.	.
6	Todd Kelly Jr.	11-2	29	15	44	.	.	2-5	2
50	Corey Vereen	11-5	23	10	33	8.0-33	3.0-14	.	1	8
58	Owen Williams	11-10	13	14	27	5.5-11	1.0-2	.	1	5
7	Cameron Sutton	11-11	26	1	27	3.0-11	.	1-0	5	.	.	2	.	.
12	Emmanuel Moseley	11-7	20	5	25	2.0-4	.	.	10
4	LaTroy Lewis	11-5	14	11	25	1.0-1	.	.	1	4	.	1	.	.
33	LaDarrell McNeil	9-8	18	7	25	.	.	2-56	1
13	Malik Foreman	11-9	18	3	21	4.0-7	.	.	9	.	.	1	.	.
1	Kahlil McKenzie	11-0	10	8	18	1.0-5	1.0-5	1	.	.
39	Kendal Vickers	11-11	8	9	17	1.0-3	.	.	.	1
29	Evan Berry	11-0	14	3	17
8	Justin Martin	11-4	14	2	16	.	.	.	5
95	Danny O'Brien	9-1	10	1	11	2.0-10	2.0-10
20	Cortez McDowell	11-0	7	3	10
2	Shy Tuttle	6-0	3	7	10	1	1-0	.	1	.
51	Kenny Bynum	11-2	4	5	9
42	Chris Weatherd	11-0	8	.	8	1.0-11	1.0-11	.	.	1
53	Colton Jumper	11-3	5	3	8	1.0-1	.	.	.	1
5	Kyle Phillips	6-0	4	4	8	1.5-3	1.0-2
40	Dimarya Mixon	11-0	5	2	7	1.0-1	.	.	2
56	Curt Maggitt	2-2	4	3	7	3.0-8	.	.	.	2
3	Micah Abernathy	10-0	4	1	5	.	.	.	2
15	Jauan Jennings	10-5	3	2	5
46	Max Arnold	7-0	3	1	4	1-0	1	.	.
36	Gavin Bryant	8-0	3	1	4	1	.	.
11	Austin Smith	11-0	3	.	3
26	Stephen Griffin	7-0	3	.	3	1.0-2
14	Quart'e Sapp	4-0	3	.	3
44	Jakob Johnson	10-0	2	1	3	1	.	.
30	Williams, D.	2-0	1	1	2
1	Jalen Hurd	11-11	2	.	2
8	Marquez North	6-4	1	.	1
41	Elliott Berry	9-0	.	1	1
59	Matt Giampapa	10-0	.	1	1
4	John Kelly	9-0	1-0	.	.	.
Total		11-0	459	220	679	63-220	22-122	7-88	47	36	7-0	11	2	.
Opponents		11-0	488	356	844	81.0-309	21-156	5-5	30	26	7-182	15	1	.

TENNESSEE GIVEAWAY/TAKEAWAY

Game	Giveaway			Takeaway			
	Fum	Int	Tot	Fum	Int	Tot	Dif.
vs. Bowling Green	0	0	0	1	0	1	+1
OKLAHOMA	0	1	1	0	2	2	+1
W. CAROLINA	0	0	0	2	1	3	+3
at Florida	1	0	1	0	1	1	Even
ARKANSAS	1	0	1	0	0	0	-1
GEORGIA	1	1	2	1	0	1	-1
at Alabama	1	0	1	0	1	1	Even
at Kentucky	1	1	2	1	1	2	Even
SOUTH CAROLINA	2	1	3	1	0	1	-2
NORTH TEXAS	0	1	1	0	0	0	-1
at Missouri	0	0	0	1	1	2	+2
VANDERBILT	--	--	--	--	--	--	--
TOTAL	7	5	12	7	7	14	+2

FUMBLES

Name	No.-Lost
Joshua Dobbs	10-4
Jalen Hurd	4-1
Alvin Kamara	2-1
Preston Williams	1-1
Cameron Sutton	1-0
TOTAL	18-7

VOLS ON OPENING OFFENSIVE DRIVES

Game	1st Half	2nd Half
vs. Bowling Green	Touchdown	Missed Field Goal
OKLAHOMA	Made Field Goal	Missed Field Goal
WESTERN CAROLINA	Touchdown	Punt
at Florida	Punt	Made Field Goal
ARKANSAS	Touchdown	Field Goal
GEORGIA	Interception	Punt
at Alabama	Missed Field Goal	Punt
at Kentucky	Fumble	Touchdown
SOUTH CAROLINA	Touchdown	Punt
NORTH TEXAS	Touchdown	Punt
at Missouri	Made Field Goal	Punt
VANDERBILT	--	--

VOLS ON OPENING DEFENSIVE SERIES

Game	1st Half	2nd Half
vs. Bowling Green	Made Field Goal	Touchdown
OKLAHOMA	Interception	Punt
WESTERN CAROLINA	Fumble	Touchdown
at Florida	Punt	Punt
ARKANSAS	Punt	Touchdown
GEORGIA	Punt	Punt
at Alabama	Touchdown	Made Field Goal
at Kentucky	Punt	Interception
SOUTH CAROLINA	Punt	Punt
NORTH TEXAS	Punt	Punt
at Missouri	Interception	Punt
VANDERBILT	--	--

VOLS ON COIN FLIPS

Game	Flip	Score
vs. Bowling Green	LOST (D)	W, 59-30
OKLAHOMA	WON (D)	L, 31-24, 2OT
WESTERN CAROLINA	WON (D)	W, 55-10
at Florida	WON (D)	L, 28-27
ARKANSAS	WON (R)	L, 24-20
GEORGIA	WON (D)	W, 38-31
at Alabama	LOST (R)	L, 19-14
at Kentucky	WON (D)	W, 52-21
SOUTH CAROLINA	LOST (D)	W, 27-24
NORTH TEXAS	WON (R)	W, 24-0
at Missouri	WON (D)	W, 19-8
VANDERBILT	--	--

VOLS ON VIDEO REVIEWS

17 Total Reviews

Reviews in UT's Favor: 8

Reviews not in UT's Favor: 9

(For a recap of all video reviews this season, see page 42)

► TEAM TOTALS

	Score	1st Downs	Rushing (No-Yds-TD)	Passing (C-A-I-Yds-TD)	Total Offense (Ply-Yds)	Punts No-Avg	Fumbles No-Lost	Penalties No-Yds	KO Ret. No-Yds	Punt Ret. No-Yds	Int. Ret. No-Yds	3rd-Dn Convs.	Time of Poss.
TENNESSEE	59	29	64-399-6	15-23-0-205-2	87-604	3-47.0	0-0	4-40	2-86	3-102	0-0	9-of-16	33:51
vs. Bowling Green	30	24	34-124-1	29-51-0-433-2	85-557	6-48.7	1-1	12-128	4-52	2-23	0-0	4-of-18	26:09
TENNESSEE	24	19	45-129-2	13-31-1-125-1	76-254	9-50.0	2-0	10-80	3-74	2-3	2-5	6-of-18	27:20
Oklaoma	31	20	48-161-1	19-39-2-187-3	87-348	8-43.4	1-0	9-67	1-15	4-40	1-5	9-of-20	32:40
TENNESSEE	55	25	49-210-2	21-29-0-237-3	78-447	5-41.8	0-0	3-15	2-115	3-54	1-57	5-of-14	32:54
Western Carolina	10	9	33-189-1	11-22-1-90-0	55-279	10-40.4	4-2	4-42	6-132	0-0	0-0	1-of-12	27:06
TENNESSEE	27	20	51-254-2	12-19-0-165-1	70-419	7-49.6	3-1	4-25	4-76	5-30	0-0	7-of-16	31:57
at Florida	28	17	28-109-2	23-43-1-283-2	71-392	6-51.3	0-0	4-25	3-77	4-43	1-1	3-of-15	28:03
TENNESSEE	20	19	33-133-1	20-37-0-232-0	70-365	4-46.5	2-1	4-39	3-141	3-35	0-0	7-of-16	24:42
Arkansas	24	23	50-275-2	11-24-0-219-1	74-494	5-41.8	0-0	3-20	2-39	1-12	0-0	6-of-15	35:18
TENNESSEE	38	26	48-207-2	25-42-1-312-3	90-519	7-45.0	1-1	3-15	3-103	1-23	0-0	8-of-18	34:03
Georgia	31	15	29-165-0	15-33-0-279-2	62-444	7-42.9	3-1	7-51	5-90	1-70	1-0	4-of-14	25:57
TENNESSEE	14	21	39-132-1	13-22-0-171-1	61-303	4-43.2	1-1	6-30	1-31	1-3	1-1	7-of-13	24:21
at Alabama	19	23	42-117-2	21-27-1-247-0	69-364	4-49.8	0-0	7-64	2-62	0-0	0-0	5-of-12	35:39
TENNESSEE	52	21	43-249-3	16-26-1-233-2	69-482	2-35.5	3-1	6-65	1-100	2-99	1-26	8-of-15	29:43
at Kentucky	21	18	32-165-1	16-33-1-184-1	65-349	6-39.8	1-1	9-93	3-45	1-1	1-0	2-of-13	30:17
TENNESSEE	27	19	41-153-1	20-34-1-255-2	75-408	5-44.2	3-2	6-47	2-49	3-49	0-0	9-of-18	27:39
South Carolina	24	23	40-152-0	20-39-0-233-3	79-385	6-49.7	2-1	6-40	2-32	1-3	1-0	6-of-17	32:21
TENNESSEE	24	24	48-237-3	18-28-1-172-0	76-409	5-35.8	1-0	2-10	0-0	2-28	0-0	7-of-16	29:01
North Texas	0	14	32-92-0	13-26-0-107-0	58-199	8-39.6	2-0	5-35	2-33	1-4	1-0	2-of-12	30:59
TENNESSEE	19	19	51-248-1	16-25-0-89-0	76-337	7-45.3	1-0	4-27	2-61	2-4	1-0	8-of-20	36:18
at Missouri	8	10	29-88-1	13-30-135-0	59-223	8-37.4	1-1	7-50	6-82	2-23	0-0	2-of-15	23:42
TENNESSEE	--	--	---	---	---	---	--	--	--	--	--	---	---
Vanderbilt	--	--	---	---	---	---	--	--	--	--	--	---	---

■ Starting Lineups

Offense	TE	LT	LG	C	RG	RT	WR	WR	QB	TB	WR	PK	P
vs. Bowling Green	Et. Wolf	Kerbyson	Robertson	Thomas	Wiesman	Kendrick	North	Jennings	Dobbs	Hurd	Malone	Medley	Daniel
OKLAHOMA	Et. Wolf	Kerbyson	Robertson	Thomas	Wiesman	Kendrick	North	Jennings	Dobbs	Hurd	Malone	Medley	Daniel
WESTERN CAROLINA	Et. Wolf	Kerbyson	Robertson	Thomas	Wiesman	Kendrick	North	Jennings	Dobbs	Hurd	Malone	Medley	Daniel
at Florida	Et. Wolf	Kerbyson	Robertson	Thomas	Wiesman	Kendrick	North	Pearson	Dobbs	Hurd	Malone	Medley	Daniel
ARKANSAS	Et. Wolf	Kerbyson	Robertson	Thomas	Wiesman	Kendrick	Williams	Jennings	Dobbs	Hurd	Malone	Medley	Daniel
GEORGIA	Et. Wolf	Kerbyson	Robertson	Crowder	Wiesman	Thomas	Smith	Jennings	Dobbs	Hurd	Malone	Medley	Daniel
at Alabama	Et. Wolf	Kerbyson	Robertson	Thomas	Wiesman	Hall	Smith	Pearson	Dobbs	Hurd	Malone	Medley	Daniel
at Kentucky	Et. Wolf	Kerbyson	Robertson	Thomas	Wiesman	Hall	Smith	Pearson	Dobbs	Hurd	Malone	Medley	Daniel
SOUTH CAROLINA	Et. Wolf	Kerbyson	Crowder	Thomas	Wiesman	Hall	Smith	Pearson	Dobbs	Hurd	Malone	Medley	Daniel
NORTH TEXAS	Et. Wolf	Kerbyson	Crowder	Thomas	Wiesman	Hall	Smith	Pearson	Dobbs	Hurd	Malone	Medley	Daniel
at Missouri	Et. Wolf	Kerbyson	Robertson	Thomas	Wiesman	Hall	Smith	Pearson	Dobbs	Hurd	Johnson	Medley	Daniel
VANDERBILT	---	---	---	---	---	---	---	---	---	---	---	---	---

Defense	RE	DT	DT	LE	WLB	MLB	SLB	NK	RCB	FS	SS	LCB
vs. Bowling Green	Barnett	Vickers	O'Brien	Vereen	Reeves-Maybin	C. Jumper	Maggitt	Foreman	Moseley	Randolph	---	Sutton
OKLAHOMA	Barnett	Williams	Vickers	Maggitt	Reeves-Maybin	C. Jumper	---	Foreman	Moseley	Randolph	T. Kelly, Jr.	Sutton
WESTERN CAROLINA	Barnett	Williams	Vickers	Lewis	Reeves-Maybin	C. Jumper	---	Foreman	Moseley	Randolph	T. Kelly, Jr.	Sutton
at Florida	Barnett	Williams	Vickers	Lewis	Reeves-Maybin	C. Jumper	---	Foreman	Moseley	Randolph	McNeil	Sutton
ARKANSAS	Barnett	Williams	Vickers	Vereen	Reeves-Maybin	Kirkland	Bynum	---	Moseley	Randolph	McNeil	Sutton
GEORGIA	Barnett	Williams	Vickers	Lewis	Reeves-Maybin	Kirkland	Bynum	---	Moseley	Randolph	McNeil	Sutton
at Alabama	Barnett	Williams	Vickers	Lewis	Reeves-Maybin	Kirkland	---	Foreman	Moseley	Randolph	McNeil	Sutton
at Kentucky	Barnett	Williams	Vickers	Vereen	Reeves-Maybin	Kirkland	---	Foreman	Martin	Randolph	McNeil	Sutton
SOUTH CAROLINA	Barnett	Williams	Vickers	Vereen	Reeves-Maybin	Kirkland	---	Foreman	Martin	Randolph	McNeil	Sutton
NORTH TEXAS	Barnett	Williams	Vickers	Vereen	Reeves-Maybin	Kirkland	---	Foreman	Martin	Randolph	McNeil	Sutton
at Missouri	Barnett	Williams	Vickers	Lewis	Reeves-Maybin	Kirkland	---	Foreman	Martin	Randolph	McNeil	Sutton
VANDERBILT	---	---	---	---	---	---	---	---	---	---	---	---

■ Starting Experience

OFFENSE	'11	'12	'13	'14	'15	Tot	Strk
Cody Blanc, WR	.	.	1	.	.	1	.
Jason Croom, WR	.	.	7	1	.	8	.
Mack Crowder, C/OG	.	.	1	11	3	15	2
Joshua Dobbs, QB	.	.	4	5	11	20	17
Alex Ellis, TE	.	.	.	1	.	1	.
Chance Hall, OL	.	.	.	5	5	10	5
Jalen Hurd, TB	.	.	9	11	20	40	20
Marcus Jackson, OG	5	.	.	12	.	17	5
Jauan Jennings, WR	.	.	.	5	5	10	2
Johnathon Johnson, WR	.	.	2	1	1	4	1
Jack Jones, OL	.	.	.	1	1	2	1
Brett Kendrick, OT	.	.	.	2	5	7	5
Kyler Kerbyson, OT	.	.	.	13	11	24	24
Josh Malone, WR	.	.	.	6	10	16	13
Marquez North, WR	.	.	11	10	4	25	4
Von Pearson, WR	.	.	.	8	6	14	5
Jashon Robertson, OG	.	.	.	13	8	21	21
Josh Smith, WR	.	.	4	1	6	11	6
Joe Stocstill, FB/TE	.	.	1	.	.	1	.
Coleman Thomas, OT	.	.	.	5	11	16	11
Dylan Wiesman, C/OL	.	.	.	2	11	13	11
Preston Williams, WR	1	1	.
Ethan Wolf, TE	.	.	.	11	11	22	14
Total	5	.	31	111	121	268	-

DEFENSE	'11	'12	'13	'14	'15	Tot	Strk
Derek Barnett, DE	.	.	.	10	11	21	17
Kenny Bynum, LB	.	.	.	1	2	3	2
Malik Foreman, CB	9	9	5
Jakob Johnson, TE/LB	.	.	.	2	.	2	.
Colton Jumper, LB	3	3	.
Todd Kelly Jr., DB	.	.	.	3	2	5	.
Darrin Kirkland Jr. LB	8	8	7
LaTroy Lewis, DE	.	.	.	1	5	6	1
Curt Maggitt, LB	8	9	.	11	2	30	5
Justin Martin, DB	4	4	4
LaDarrell McNeil, DB	.	7	12	11	8	38	8
Emmanuel Moseley, DB	.	.	.	2	7	9	7
Danny O'Brien, DL	.	.	.	12	1	13	.
Brian Randolph, S	8	3	12	12	11	46	13
Jalen Reeves-Maybin, LB	.	.	.	13	11	24	24
Cameron Sutton, DB	.	.	12	13	11	36	36
Corey Vereen, DL	.	.	.	11	5	16	3
Kendal Vickers, DL	.	.	.	11	11	22	11
Chris Weatherd, LB	.	.	.	1	.	1	.
Owen Williams, DL	10	10	10
Total	16	19	36	103	121	295	-

SPECIAL TEAMS	'11	'12	'13	'14	'15	Tot	Strk
George Bullock, KO	.	.	.	2	.	2	.
Trevor Daniel, P	11	11	11
Aaron Medley, PK/KO	.	.	.	13	11	24	24
Total	.	.	.	15	22	37	-

2015 STATISTICS

BIG PLAYS (MORE THAN 20 YARDS)

20-YARD PLUS PLAYS
BY TENNESSEE (80)

OFFENSE (53)

Yards	Type	Player(s)	Opponent
75*	Pass	Malone from Dobbs	Kentucky
63	Rush	Alvin Kamara	Kentucky
62	Rush	Joshua Dobbs	Florida
58*	Pass	Dobbs from Jennings	Florida
56*	Rush	Alvin Kamara	Bowling Green
49	Pass	Williams from Dormady	WCU
45	Pass	Pearson from Dobbs	Bowling Green
39*	Pass	Smith from Dobbs	Georgia
37*	Pass	Hurd from Dobbs	Kentucky
37*	Pass	Pearson from Dobbs	South Carolina
35	Rush	Jalen Hurd	Arkansas
34	Pass	Wolf, Et. from Dobbs	Georgia
34	Pass	Malone from Dobbs	Alabama
33	Pass	Williams from Dobbs	Georgia
31	Rush	Jalen Hurd	Oklahoma
31	Pass	Hurd from Dobbs	Arkansas
31	Pass	Wolf from Dobbs	Arkansas
30	Pass	Jennings from Dobbs	Bowling Green
30	Rush	Joshua Dobbs	Bowling Green
30	Pass	Pearson from Dobbs	South Carolina
29	Rush	Joshua Dobbs	Florida
29	Rush	Jalen Hurd	Alabama
28	Rush	Joshua Dobbs	Kentucky
27	Rush	Joshua Dobbs	Georgia
27	Pass	Smith from Dobbs	Alabama
27*	Rush	Alvin Kamara	North Texas
26	Rush	Joshua Dobbs	Georgia
26	Pass	Jennings from Dobbs	North Texas
25*	Pass	Williams from Dobbs	WCU
24*	Pass	Williams from Dormady	WCU
24	Pass	Wolf, Et. from Kamara	Florida
24	Pass	Ellis from Dobbs	Georgia
24	Rush	Joshua Dobbs	Kentucky
23	Pass	Wolf, Et. from Dobbs	WCU
23	Pass	Kamara from Dobbs	Georgia
23	Pass	Malone from Dobbs	Georgia
23	Rush	Alvin Kamara	South Carolina
23	Pass	Wolf, Et. from Dobbs	South Carolina
23	Rush	Joshua Dobbs	Missouri
22	Rush	John Kelly	Kentucky
22	Pass	Malone from Dobbs	North Texas
22	Rush	Jalen Hurd	Missouri
21	Rush	Jalen Hurd	Florida
21	Pass	Smith from Dormady	North Texas
21	Pass	Malone from Dobbs	Missouri
20	Pass	Smith from Dobbs	Oklahoma
20	Pass	Smith from Dobbs	Arkansas
20	Rush	Jalen Hurd	Georgia
20	Pass	Kamara from Dobbs	Alabama
20	Pass	Kamara from Dobbs	South Carolina
20	Rush	Jalen Hurd	South Carolina
20	Rush	Alvin Kamara	North Texas
20	Rush	Alvin Kamara	Missouri

* touchdown scored on play

DEFENSE (2)

Yards	Type	Player(s)	Opponent
57	INT	LaDarrell McNeil	Western Carolina
26	INT	Darrin Kirkland Jr.	Kentucky

* touchdown scored on play

SPECIAL TEAMS (25)

Yards	Type	Player(s)	Opponent
100*	KR	Evan Berry	Kentucky
96*	KR	Evan Berry	Arkansas
88*	KR	Evan Berry	Western Carolina
84*	PR	Cameron Sutton	Kentucky
67	KR	Evan Berry	Bowling Green
50*	PR	Alvin Kamara	Western Carolina
47	PR	Cameron Sutton	Bowling Green
41	KR	Evan Berry	Missouri
35	KR	Evan Berry	Florida
34	PR	Cameron Sutton	Bowling Green
33	KR	Evan Berry	South Carolina
31	KR	Evan Berry	Alabama
29	PR	Cameron Sutton	Arkansas
29	KR	Evan Berry	Georgia
28	KR	Evan Berry	Georgia
27	KR	Micah Abernathy	Western Carolina
26	PR	Cameron Sutton	South Carolina
25	KR	Evan Berry	Arkansas
23	PR	Cameron Sutton	Georgia
22	PR	Alvin Kamara	Florida

22	PR	Cameron Sutton	South Carolina
22	PR	Cameron Sutton	North Texas
21	PR	Cameron Sutton	Bowling Green
20	KR	Evan Berry	Arkansas
20	KR	Evan Berry	Missouri

* touchdown scored on play

20-YARD PLUS PLAYS
BY OPPONENT (56)

OFFENSE (41)

Yards	Type	Player(s)	Opponent
66	Rush	Sony Michel	Georgia
64*	Rush	Detrez Newsome	Western Carolina
63*	Pass	Callway from Grier	Florida
52	Pass	Morgan from Allen	Arkansas
51	Pass	Henry from Allen	Arkansas
48*	Pass	Davis from Lambert	Georgia
47	Rush	Kelvin Taylor	Florida
45	Pass	Lewis from Johnson	Bowling Green
45	Pass	Moore from Johnson	Bowling Green
44	Rush	Detrez Newsome	Western Carolina
44	Rush	Rawleigh Williams III	Arkansas
44	Pass	Leftwich from Lock	Missouri
39	Pass	Johnson from Towles	Kentucky
38	Pass	Dieter from Johnson	Bowling Green
35	Pass	Davis from Lambert	Georgia
34	Pass	Burbrink from Johnson	Bowling Green
33	Pass	Reed from Allen	Arkansas
31*	Pass	Dieter from Johnson	Bowling Green
31	Rush	Fred Coppet	Bowling Green
29	Pass	Dieter from Johnson	Bowling Green
29	Pass	Neal from Mayfield	Oklahoma
29	Rush	Alex Collins	Arkansas
29	Rush	Sony Michel	Georgia
29	Pass	Stewart from Coker	Alabama
28*	Pass	Mitchell from Lambert	Georgia
27	Pass	Burbrink from Johnson	Bowling Green
26	Pass	Stewart from Coker	Alabama
26	Pass	Stewart from Coker	Alabama
25	Rush	Alex Collins	Arkansas
25	Pass	Adams from Orth	South Carolina
23	Pass	Moore from Johnson	Bowling Green
23	Pass	Mitchell from Lambert	Georgia
23	Pass	Towns from Lambert	Georgia
22	Pass	Neal from Orth	South Carolina
22	Pass	Hilton from Lock	Missouri
22	Pass	Moore from Lock	Missouri
21	Rush	Patrick Towles	Kentucky
21	Pass	Dilosa from Lock	Missouri
20	Pass	Gallon from Johnson	Bowling Green
20	Rush	Matt Johnson	Bowling Green
20*	Rush	Derrick Henry	Alabama

* touchdown scored on play

DEFENSE (2)

Yards	Type	Player(s)	Opponent
96*	FR	Leonard Floyd	Georgia
77*	FR	Cory Johnson	Kentucky

* touchdown scored on play

SPECIAL TEAMS (13)

Yards	Type	Player(s)	Opponent
70*	PR	Reggie Davis	Georgia
38	KR	Detrez Newsome	Western Carolina
33	KR	Kenyan Drake	Alabama
29	KR	Brandon Powell	Florida
29	KR	Kenyan Drake	Alabama
27	KR	Finis Stribling IV	Missouri
25	KR	Detrez Newsome	Western Carolina
24	KR	Reggie Davis	Georgia
23	KR	Clint Stephens	Bowling Green
22	PR	Aarion Penton	Missouri
21	KR	Sihiem King	Kentucky
20	PR	Ryan Burbrink	Bowling Green
20	KR	Tre Johnson	North Texas

* touchdown scored on play

UT LONG PLAYS BY THE NUMBERS

Long Plays By Yards	No.	TD	Long Plays By Type	No.	TD
100+	1	1	Rushing	22	2
90-99	1	1	Passing	31	7
80-89	2	2	Punt returns	11	2
70-79	1	1	Kick returns	14	3
60-69	3	0	Interceptions	2	0
50-59	4	3	Fumble returns	0	0
40-49	4	0	Other	0	0
30-39	17	2	TOTAL	80	14
20-29	47	3			

20-YARDS-PLUS BY PLAYER

Player	No.	TD	R	P	KR	PR	IR	FR
Micah Abernathy	1	0	0	0	1	0	0	0
Evan Berry	13	3	0	0	13	0	0	0
Joshua Dobbs	9	1	8	1	0	0	0	0
Alex Ellis	1	0	0	1	0	0	0	0
Jalen Hurd	9	1	7	2	0	0	0	0
Jauan Jennings	2	0	0	2	0	0	0	0
Alvin Kamara	11	3	6	3	0	2	0	0
John Kelly	1	0	1	0	0	0	0	0
Darrin Kirkland Jr.	1	0	0	0	0	0	1	0
Josh Malone	5	1	0	5	0	0	0	0
LaDarrell McNeil	1	0	0	0	0	0	1	0
Von Pearson	3	1	0	3	0	0	0	0
Josh Smith	5	1	0	5	0	0	0	0
Cameron Sutton	9	1	0	0	0	9	0	0
Preston Williams	4	2	0	4	0	0	0	0
Ethan Wolf	5	0	0	5	0	0	0	0
TOTAL	80	14	22	31	14	11	2	0

20-YARDS-PLUS BY GAME

Player	No.	TD	R	P	KR	PR	IR	FR
vs. Bowling Green	8	1	2	2	1	3	0	0
OKLAHOMA	2	0	1	1	0	0	0	0
WESTERN CAROLINA	8	4	0	4	2	1	1	0
at Florida	7	1	3	2	1	1	0	0
ARKANSAS	8	1	1	3	3	1	0	0
GEORGIA	12	1	3	6	2	1	0	0
at Alabama	5	0	1	3	1	0	0	0
at Kentucky	9	4	4	2	1	1	1	0
SOUTH CAROLINA	9	1	2	3	1	2	0	0
NORTH TEXAS	6	1	2	3	0	1	0	0
at Missouri	6	-	3	1	2	-	-	-
VANDERBILT	-	-	-	-	-	-	-	-
TOTAL	80	14	22	31	14	11	2	0

20-YARDS-PLUS OPPONENT BY GAME

Player	No.	TD	R	P	KR	PR	IR	FR
vs. Bowling Green	13	1	2	9	1	1	0	0
OKLAHOMA	1	0	0	1	0	0	0	0
WESTERN CAROLINA	4	1	2	0	2	0	0	0
at Florida	3	1	1	1	1	0	0	0
ARKANSAS	6	0	3	3	0	0	0	0
GEORGIA	10	4	2	5	1	1	0	1
at Alabama	6	1	1	3	2	0	0	0
at Kentucky	4	2	1	1	1	0	0	1
SOUTH CAROLINA	2	0	0	2	0	0	0	0
NORTH TEXAS	1	0	0	0	1	0	0	0
at Missouri	6	-	-	4	1	1	-	-
VANDERBILT	-	-	-	-	-	-	-	-
TOTAL	56	10	12	29	10	3	0	2

LONGEST PLAYS OF THE YEAR

Rushing	63	Alvin Kamara at Kentucky (10/31)
Rushing Touchdown	56	Alvin Kamara vs. Bowling Green (9/5)
Passing	75	Josh Malone from Joshua Dobbs at Kentucky (10/31)
Passing Touchdown	75	Josh Malone from Joshua Dobbs at Kentucky (10/31)
Punt Return	84	Cameron Sutton at Kentucky (10/31)
Kick Return	100	Evan Berry at Kentucky (10/31)
Interception Return	57	LaDarrell McNeil vs. Western Carolina (9/19)
Fumble Return	0	---
Field Goal	45	Aaron Medley vs. Arkansas (10/3)

2015 STATISTICS

TENNESSEE MISCELLANEOUS STATS

3RD-DOWN CONVERSIONS

Date	Opponent	Score	Overall	1st Qtr	2nd Qtr	3rd Qtr	4th Qtr	OT
Sept. 5	vs Bowling Green	W, 59-30	9-16 56.2%	3-3 100.0%	4-6 66.7%	2-5 40.0%	0-2 0.0%	
Sept. 12	Oklahoma	L, 24-31	6-18 33.3%	2-4 50.0%	1-4 25.0%	2-6 33.3%	0-2 0.0%	1-2 50.0%
Sept. 19	Western Carolina	W, 55-10	5-14 35.7%	0-2 0.0%	3-5 60.0%	1-3 33.3%	1-4 25.0%	
Sept. 26	at Florida	L, 27-28	7-16 43.8%	1-4 25.0%	0-3 0.0%	2-4 50.0%	4-5 80.0%	
Oct. 3	Arkansas	L, 20-24	7-16 43.8%	3-5 60.0%	2-5 40.0%	1-3 33.3%	1-3 33.3%	
Oct. 10	Georgia	W, 38-31	8-18 44.4%	3-5 60.0%	1-6 16.7%	2-3 66.7%	2-4 50.0%	
Oct. 24	at Alabama	L, 14-19	7-13 53.8%	2-3 66.7%	3-6 50.0%	2-3 66.7%	0-1 0.0%	
Oct. 31	at Kentucky	W, 52-21	8-15 53.3%	4-7 57.1%	2-3 66.7%	2-2 100.0%	0-3 0.0%	
Nov. 7	South Carolina	W, 27-24	9-18 50.0%	3-4 75.0%	1-4 25.0%	3-4 75.0%	2-6 33.3%	
Nov. 14	North Texas	W, 24-0	7-16 43.8%	1-3 33.3%	2-4 50.0%	2-4 50.0%	2-5 40.0%	
Nov. 21	at Mizzou	W, 19-8	8-20 40.0%	1-4 25.0%	4-7 57.1%	2-5 40.0%	1-4 25.0%	
Nov. 28	Vanderbilt	--						
Tennessee			81-180 45.0%	23-44 52.3%	23-53 43.4%	21-42 50.0%	13-39 33.3%	1-2 50.0%
Opponents			44-163 27.0%	6-37 16.2%	10-41 24.4%	11-39 28.2%	16-44 36.4%	1-2 50.0%

4TH-DOWN CONVERSIONS

Date	Opponent	Score	Overall	1st Qtr	2nd Qtr	3rd Qtr	4th Qtr	OT
Sept. 5	vs Bowling Green	W, 59-30	0-0 0.0%	0-0 0.0%	0-0 0.0%	0-0 0.0%	0-0 0.0%	
Sept. 12	Oklahoma	L, 24-31	0-0 0.0%	0-0 0.0%	0-0 0.0%	0-0 0.0%	0-0 0.0%	0-0 0.0%
Sept. 19	Western Carolina	W, 55-10	1-2 50.0%	0-0 0.0%	0-0 0.0%	0-0 0.0%	1-2 50.0%	
Sept. 26	at Florida	L, 27-28	1-1 100.0%	0-0 0.0%	1-1 100.0%	0-0 0.0%	0-0 0.0%	
Oct. 3	Arkansas	L, 20-24	1-2 50.0%	0-0 0.0%	1-1 100.0%	0-0 0.0%	0-1 0.0%	
Oct. 10	Georgia	W, 38-31	2-2 100.0%	0-0 0.0%	2-2 100.0%	0-0 0.0%	0-0 0.0%	
Oct. 24	at Alabama	L, 14-19	0-0 0.0%	0-0 0.0%	0-0 0.0%	0-0 0.0%	0-0 0.0%	
Oct. 31	at Kentucky	W, 52-21	2-2 100.0%	1-1 100.0%	0-0 0.0%	0-0 0.0%	1-1 100.0%	
Nov. 7	South Carolina	W, 27-24	1-1 100.0%	0-0 0.0%	1-1 100.0%	0-0 0.0%	0-0 0.0%	
Nov. 14	North Texas	W, 24-0	3-3 100.0%	1-1 100.0%	0-0 0.0%	0-0 0.0%	2-2 100.0%	
Nov. 21	at Mizzou	W, 19-8	0-0 0.0%	0-0 0.0%	0-0 0.0%	0-0 0.0%	0-0 0.0%	
Nov. 28	Vanderbilt	--						
Tennessee			11-13 84.6%	2-2 100.0%	5-5 100.0%	0-0 0.0%	4-6 66.7%	0-0 0.0%
Opponents			16-22 72.7%	1-1 100.0%	4-8 50.0%	4-4 100.0%	6-8 75.0%	1-1 100.0%

TIME OF POSSESSION

Date	Opponent	Score	Overall	1st Qtr	2nd Qtr	3rd Qtr	4th Qtr	OT
Sept. 5	vs Bowling Green	W, 59-30	33:51	8:06	7:36	7:32	10:37	
Sept. 12	Oklahoma	L, 24-31	27:20	8:28	6:25	8:46	3:41	0:00
Sept. 19	Western Carolina	W, 55-10	32:54	7:50	8:00	6:05	10:59	
Sept. 26	at Florida	L, 27-28	31:57	8:03	7:04	8:52	7:58	
Oct. 3	Arkansas	L, 20-24	24:42	7:52	8:47	4:15	3:48	
Oct. 10	Georgia	W, 38-31	34:03	9:24	7:13	8:08	9:18	
Oct. 24	at Alabama	L, 14-19	24:21	8:22	7:25	5:15	3:19	
Oct. 31	at Kentucky	W, 52-21	29:43	9:43	5:08	5:01	9:51	
Nov. 7	South Carolina	W, 27-24	27:39	6:58	7:18	6:36	6:47	
Nov. 14	North Texas	W, 24-0	29:01	7:32	5:20	6:04	10:05	
Nov. 21	at Mizzou	W, 19-8	36:18	7:19	10:40	10:40	7:39	
Nov. 28	Vanderbilt	--						
Tennessee			331:49	89:37	80:56	77:14	84:02	0:00
Avg.			30:09	8:08	7:21	7:01	7:38	0:00
Opponents			328:11	75:23	84:04	87:46	80:58	0:00
Avg.			29:50	6:51	7:38	7:58	7:21	0:00

RED ZONE STATS

TENNESSEE INSIDE OPPONENT RED-ZONE

Date	Opponent	Score	Times In RZ	Times Scored	Total Pts	TDs	Rush TDs	Pass TDs	FGs Made
Sept. 5	vs Bowling Green	W, 59-30	9	8	52	7	5	2	1
Sept. 12	Oklahoma	L, 24-31	4	4	24	3	2	1	1
Sept. 19	Western Carolina	W, 55-10	5	5	27	3	2	1	2
*Sept. 26	at Florida	L, 27-28	4	4	20	2	2	0	2
*Oct. 3	Arkansas	L, 20-24	4	2	10	1	1	0	1
*Oct. 10	Georgia	W, 38-31	6	5	31	4	2	2	1
*Oct. 24	at Alabama	L, 14-19	3	2	14	2	1	1	0
*Oct. 31	at Kentucky	W, 52-21	4	2	14	2	2	0	0
*Nov. 7	South Carolina	W, 27-24	3	3	17	2	1	1	1
Nov. 14	North Texas	W, 24-0	5	3	17	2	2	0	1
*Nov. 21	at Mizzou	W, 19-8	5	4	16	1	1	0	3
Nov. 28	Vanderbilt	--							
Totals			52	42	242	29	21	8	13
			42 of 52 (80.8%)						

---- Failed to score inside RZ ----						
FGA	Downs	Int	Fumb	Half	Game	
1	0	0	0	0	0	
0	0	0	0	0	0	
0	0	0	0	0	0	
0	0	0	0	0	0	
1	0	0	1	0	0	
0	0	0	1	0	0	
1	0	0	0	0	0	
0	0	0	1	1	0	
0	0	0	0	0	0	
0	0	1	0	1	0	
1	0	0	0	0	0	
4	0	1	3	2	0	

OPPONENT INSIDE TENNESSEE RED-ZONE

Date	Opponent	Score	Times In RZ	Times Scored	Total Pts	TDs	Rush TDs	Pass TDs	FGs Made
Sept. 5	vs Bowling Green	W, 59-30	6	4	20	2	1	1	2
Sept. 12	Oklahoma	L, 24-31	5	5	31	4	1	3	1
Sept. 19	Western Carolina	W, 55-10	1	1	3	0	0	0	1
*Sept. 26	at Florida	L, 27-28	3	3	21	3	2	1	0
*Oct. 3	Arkansas	L, 20-24	6	3	17	2	2	0	1
*Oct. 10	Georgia	W, 38-31	1	1	3	0	0	0	1
*Oct. 24	at Alabama	L, 14-19	5	4	19	2	2	0	2
*Oct. 31	at Kentucky	W, 52-21	2	1	7	1	1	0	0
*Nov. 7	South Carolina	W, 27-24	4	3	21	3	0	3	0
Nov. 14	North Texas	W, 24-0	0	0	0	0	0	0	0
*Nov. 21	at Mizzou	W, 19-8	1	1	8	1	1	0	0
Nov. 28	Vanderbilt	--							
Totals			34	26	150	18	10	8	8
			26 of 34 (76.5%)						

---- Failed to score inside RZ ----						
FGA	Downs	Int	Fumb	Half	Game	
1	0	0	1	0	0	
0	0	0	0	0	0	
0	0	0	0	0	0	
0	0	0	0	0	0	
1	1	0	0	1	0	
0	0	0	0	0	0	
0	0	0	0	1	0	
0	1	0	0	0	0	
1	0	0	0	0	0	
0	0	0	0	0	0	
0	0	0	0	0	0	
3	2	0	1	2	0	

2015 STATISTICS

OFFENSIVE GAME-BY-GAME

PASSING

#11 JOSHUA DOBBS	Att	Comp	Int	Pct	Yards	TD	Long	Sack	Yds	Effic
Bowling Green	22	15	0	68.2	205	2	45	1	6	176.5
Oklahoma	31	13	1	41.9	125	1	20	3	30	80.0
Western Carolina	21	15	0	71.4	144	2	25	1	12	160.5
Florida	17	10	0	58.8	83	0	19	3	22	99.8
Arkansas	36	20	0	55.6	232	0	31	1	8	109.7
Georgia	42	25	1	59.5	312	3	39	1	7	140.7
Alabama	22	13	0	59.1	171	1	34	5	38	139.4
Kentucky	26	16	1	61.5	233	2	75	1	7	154.5
South Carolina	34	20	1	58.8	255	2	37	2	9	135.4
North Texas	23	15	1	65.2	136	0	26	1	9	106.2
Mizzou	24	16	0	66.7	89	0	21	0	0	97.8
TOTALS	298	178	5	59.7	1985	13	75	19	148	126.7

#12 QUINTEN DORMADY	Att	Comp	Int	Pct	Yards	TD	Long	Sack	Yds	Effic
Bowling Green	1	0	0	0.0	0	0	0	0	0	0.0
Western Carolina	8	6	0	75.0	93	1	49	1	4	213.9
North Texas	5	3	0	60.0	36	0	21	1	4	120.5
TOTALS	14	9	0	64.3	129	1	49	2	8	165.3

#15 JAUAN JENNINGS	Att	Comp	Int	Pct	Yards	TD	Long	Sack	Yds	Effic
Florida	1	1	0	100.0	58	1	58	0	0	917.2
Arkansas	1	0	0	0.0	0	0	0	0	0	0.0
TOTALS	2	1	0	50.0	58	1	58	0	0	458.6

#6 ALVIN KAMARA	Att	Comp	Int	Pct	Yards	TD	Long	Sack	Yds	Effic
Florida	1	1	0	100.0	24	0	24	0	0	301.6
TOTALS	1	1	0	100.0	24	0	24	0	0	301.6

RUSHING

Player	No-Yds/TD	BGSU	OU	WCU	UF	ARK	UGA	ALA	UK	SC	NT	MIZZOU	VU
Hurd, J.	234-1038/10	23-123/3	24-109/1	11-68/1	28-102/2	19-90/0	21-80/0	18-92/1	18-61/1	23-90/0	15-72/1	34-151/0	--
Kamara, A.	80-546/6	15-144/2	4-4/0	7-47/1	5-16/0	7-36/0	7-8/0	5-21/0	4-70/0	4-30/1	15-127/2	7-43/0	--
Dobbs, J.	123-530/8	12-89/1	14-12/1	4-6/0	18-136/0	7-7/1	18-118/2	16-19/0	7-51/2	13-35/0	4-3/0	10-54/1	--
Kelly, J.	36-161/0	8-29/0	DNP	13-59/0	--	DNP	--	--	10-58/0	--	5-15/0	--	--
Young, J.	15-46/0	DNP	DNP	9-18/0	DNP	--	DNP	DNP	2-11/0	DNP	4-17/0	DNP	--
Jennings, J.	7-15/0	2-3/0	--	2-13/0	--	--	2-1/0	--	1--2/0	--	--	DNP	--
Dormady, Q.	9-14/0	3-10/0	DNP	2--2/0	DNP	DNP	DNP	DNP	--	DNP	4-6/0	--	--
Howard, A.	2-13/0	DNP	1-12/0	1-1/0	DNP	DNP	DNP	DNP	DNP	DNP	DNP	DNP	--
Pearson, V.	3--5/0	1-1/0	1--3/0	--	--	--	--	--	--	--	1--3/0	--	--
TEAM	3--7/0	DNP	1--5/0	DNP	DNP	DNP	DNP	DNP	1-0/0	1--2/0	--	--	--

RECEIVING

Player	No-Yds/TD	BGSU	OU	WCU	UF	ARK	UGA	ALA	UK	SC	NT	MIZZOU	VU
Malone, J.	29-388/2	3-40/0	2-19/1	4-33/0	--	3-17/0	5-60/0	2-43/0	4-103/1	--	4-38/0	2-35/0	--
Pearson, V.	33-337/1	2-48/0	--	1-9/0	--	3-30/0	2-25/0	2-15/0	5-37/0	8-121/1	3-24/0	7-28/0	--
Wolf, Et.	21-277/2	3-35/2	1-5/0	3-31/0	4-55/0	1-31/0	3-56/0	1-5/0	2-27/0	1-23/0	1-3/0	1-6/0	--
Smith, Jo.	19-257/2	--	4-56/0	2-8/0	1-6/0	2-34/0	2-40/1	2-38/1	1-5/0	3-42/0	2-28/0	--	--
Kamara, A.	29-220/3	2--1/0	1-5/0	--	3-33/0	4-40/0	5-31/2	4-44/0	2-13/0	3-27/1	1-5/0	4-23/0	--
Williams, P.	7-158/2	--	DNP	3-98/2	--	2-19/0	2-41/0	DNP	DNP	DNP	DNP	--	--
Hurd, J.	17-155/2	--	--	2-12/1	1-7/0	3-51/0	3-15/0	--	1-37/1	3-13/0	2-23/0	2--3/0	--
Jennings, J.	13-142/0	3-56/0	1-5/0	2-15/0	1-1/0	2-10/0	1-13/0	--	1-11/0	1-5/0	1-26/0	DNP	--
Johnson, Jo.	9-107/0	2-27/0	2-18/0	DNP	DNP	--	--	1-18/0	--	1-24/0	3-20/0	--	--
Dobbs, J.	1-58/1	--	--	--	1-58/1	--	--	--	--	--	--	--	--
North, M.	5-46/0	--	1-9/0	3-29/0	--	DNP	DNP	1-8/0	DNP	DNP	--	DNP	--
Ellis, A.	5-43/0	--	--	1-2/0	1-5/0	--	2-31/0	--	--	--	1-5/0	--	--
Howard, A.	1-8/0	DNP	1-8/0	--	DNP	DNP	DNP	DNP	DNP	DNP	DNP	DNP	--

2015 STATISTICS

DEFENSIVE GAME-BY-GAME

TOTAL TACKLES

Player	UA-A	TOT	BGSU	OU	WCU	UF	ARK	UGA	ALA	UK	SC	NT	MIZZOU	VU
Reeves-Maybin	60-36	96	8-1	13-8	1-2	5-3	4-6	2-3	6-5	3-3	8-1	5-2	5-2	--
Randolph, B.	44-16	60	4-2	4-3	0-1	3-1	4-3	9-0	6-1	7-3	--	2-2	5-0	--
Kirkland Jr., D	35-22	57	2-1	2-0	2-2	3-2	6-1	1-0	5-2	2-4	5-4	5-3	2-3	--
Barnett, D.	35-21	56	3-1	7-8	--	1-2	2-1	5-2	2-0	4-3	7-1	2-0	2-3	--
Kelly Jr., T.	29-15	44	1-1	4-4	4-1	2-3	0-2	4-0	3-1	3-0	6-0	2-2	0-1	--
Vereen, C.	23-10	33	3-2	2-2	1-0	1-2	0-2	--	4-1	3-1	2-0	3-0	4-0	--
Williams, O.	13-14	27	--	1-2	0-1	1-2	0-1	--	4-2	--	5-1	0-3	2-2	--
Sutton, C.	26-1	27	3-0	3-0	1-1	4-0	4-0	2-0	3-0	1-0	2-0	1-0	2-0	--
Moseley, E.	20-5	25	5-1	2-2	--	5-0	2-1	1-0	2-0	--	1-0	1-1	1-0	--
McNeil, L.	18-7	25	DNP	DNP	1-0	1-0	4-1	2-2	3-0	1-0	3-1	1-1	2-2	--
Lewis, L.	14-11	25	2-0	--	1-3	3-0	2-1	4-1	1-0	0-2	--	0-2	1-2	--
Foreman, M.	18-3	21	3-0	0-1	1-0	3-0	1-0	--	0-1	0-1	3-0	4-0	3-0	--
McKenzie, K.	10-8	18	--	1-0	1-1	2-0	2-3	2-2	--	--	1-1	--	1-1	--
Vickers, K.	8-9	17	2-2	--	2-2	1-1	--	--	1-2	--	1-0	1-0	0-2	--
Berry, Ev.	14-3	17	3-1	0-1	4-1	1-0	--	--	1-0	4-0	--	1-0	--	--
Martin, J.	14-2	16	--	--	1-0	--	2-0	--	7-0	3-0	1-0	0-2	--	--
O'Brien, D.	10-1	11	2-0	DNP	DNP	--	2-0	--	1-0	0-1	2-0	3-0	--	--
McDowell, C.	7-3	10	--	1-1	1-0	1-0	0-1	2-0	--	1-0	1-0	--	0-1	--
Tuttle, S.	3-7	10	--	--	0-1	1-1	1-4	1-1	DNP	DNP	DNP	DNP	DNP	--
Bynum, K.	4-5	9	1-0	--	0-2	0-1	3-1	--	--	--	--	--	0-1	--
Weatherd, C.	8-0	8	2-0	2-0	--	--	--	--	--	1-0	1-0	2-0	--	--
Jumper, C.	5-3	8	1-1	3-1	1-1	--	--	--	--	--	--	--	--	--
Phillips, K.	4-4	8	--	DNP	1-2	2-1	--	DNP	DNP	1-0	0-1	DNP	DNP	--
Maggitt, C.	4-3	7	2-2	2-1	DNP	DNP	DNP	DNP	DNP	DNP	DNP	DNP	DNP	--
Mixon, D.	5-2	7	--	--	3-1	--	--	--	1-1	--	--	1-0	--	--
Abernathy, M.	4-1	5	1-0	--	0-1	DNP	--	--	--	1-0	--	1-0	1-0	--
Jennings, J.	3-2	5	--	--	0-1	1-0	1-0	--	--	0-1	--	1-0	DNP	--
Bryant, G.	3-1	4	DNP	DNP	1-1	DNP	--	--	--	1-0	--	--	1-0	--
Arnold, M.	3-1	4	0-1	DNP	DNP	DNP	DNP	--	--	1-0	1-0	--	1-0	--
Griffin, S.	3-0	3	--	--	3-0	--	--	--	DNP	DNP	DNP	--	DNP	--
Smith, A.	3-0	3	--	--	--	1-0	1-0	--	--	--	--	--	1-0	--
Sapp, Q.	3-0	3	2-0	--	1-0	--	DNP	DNP	DNP	DNP	DNP	DNP	DNP	--
Johnson, Ja.	2-1	3	--	--	1-0	--	--	1-1	--	DNP	--	--	--	--
Hurd, J.	2-0	2	--	--	--	--	--	--	1-0	1-0	--	--	--	--
Williams, D.	1-1	2	DNP	DNP	1-1	DNP	DNP	DNP	DNP	DNP	DNP	--	DNP	--
Berry, El.	0-1	1	--	--	--	--	--	--	--	0-1	--	DNP	DNP	--
Giampapa, M.	0-1	1	--	--	--	0-1	--	--	--	DNP	--	--	--	--
North, M.	1-0	1	--	1-0	--	--	DNP	DNP	--	DNP	DNP	--	DNP	--

SACKS

Player	UA-A	TOT	BGSU	OU	WCU	UF	ARK	UGA	ALA	UK	SC	NT	MIZZOU	VU
Barnett, D.	7-0	7.0	--	1.0-2	--	--	--	1.0-6	1.0-5	2.0-7	1.0-8	1.0-7	--	--
Reeves-Maybin	4-0	4.0	1.0-11	1.0-1	--	1.0-5	--	--	1.0-8	--	--	--	--	--
Vereen, C.	3-0	3.0	--	--	--	--	--	--	2.0-12	--	--	--	1.0-2	--
O'Brien, D.	2-0	2.0	1.0-7	DNP	DNP	--	--	--	--	--	--	1.0-3	--	--
Kirkland Jr., D	2-0	2.0	1.0-9	--	--	1.0-9	--	--	--	--	--	--	--	--
Williams, O.	1-0	1.0	--	--	--	--	--	--	1.0-2	--	--	--	--	--
Phillips, K.	1-0	1.0	--	DNP	--	1.0-2	--	DNP	DNP	--	--	DNP	DNP	--
Weatherd, C.	1-0	1.0	--	--	--	--	--	--	--	--	--	1.0-11	--	--
McKenzie, K.	1-0	1.0	--	--	--	--	--	--	--	--	--	--	1.0-5	--

TACKLES FOR LOSS

Player	UA-A	TOT	BGSU	OU	WCU	UF	ARK	UGA	ALA	UK	SC	NT	MIZZOU	VU
Reeves-Maybin	11-2	12.0	2.0-12	3.0-8	--	2.0-9	1.0-4	--	2.5-13	--	0.5-1	--	1.0-3	--
Barnett, D.	9-1	9.5	--	1.5-2	--	1.0-2	--	1.0-6	1.0-5	2.0-7	2.0-9	1.0-7	--	--
Vereen, C.	7-2	8.0	--	--	1.0-10	0.5-1	--	--	2.5-13	2.0-5	--	1.0-2	1.0-2	--
Williams, O.	5-1	5.5	--	1.5-5	--	--	--	--	1.0-2	--	3.0-4	--	--	--
Kirkland Jr., D	4-2	5.0	1.0-9	--	--	1.5-9	--	--	0.5-1	1.0-1	--	1.0-1	--	--
Foreman, M.	4-0	4.0	--	--	--	--	--	--	--	--	2.0-3	1.0-1	1.0-3	--
Maggitt, C.	3-0	3.0	1.0-3	2.0-5	DNP	DNP	DNP	DNP	DNP	DNP	DNP	DNP	DNP	--
Sutton, C.	3-0	3.0	1.0-4	--	--	--	1.0-4	--	--	--	--	--	1.0-3	--
Moseley, E.	2-0	2.0	1.0-1	--	--	--	--	--	1.0-3	--	--	--	--	--
O'Brien, D.	2-0	2.0	1.0-7	DNP	DNP	--	--	--	--	--	--	1.0-3	--	--
Phillips, K.	1-1	1.5	--	DNP	--	1.0-2	--	DNP	DNP	--	0.5-1	DNP	DNP	--
Vickers, K.	1-0	1.0	--	--	1.0-3	--	--	--	--	--	--	--	--	--
Mixon, D.	1-0	1.0	--	--	--	--	--	--	1.0-1	--	--	--	--	--
Griffin, S.	1-0	1.0	--	--	1.0-2	--	--	--	DNP	DNP	DNP	--	DNP	--
McKenzie, K.	1-0	1.0	--	--	--	--	--	--	--	--	--	--	1.0-5	--
Weatherd, C.	1-0	1.0	--	--	--	--	--	--	--	--	--	1.0-11	--	--
Jumper, C.	1-0	1.0	--	1.0-1	--	--	--	--	--	--	--	--	--	--
Lewis, L.	1-0	1.0	1.0-1	--	--	--	--	--	--	--	--	--	--	--
Randolph, B.	0-1	0.5	--	--	--	--	--	--	0.5-0	--	--	--	--	--

2015 STATISTICS

DEFENSIVE GAME-BY-GAME

INTERCEPTION RETURNS

Player	No-Yds	BGSU	OU	WCU	UF	ARK	UGA	ALA	UK	SC	NT	MIZZOU	VU
Kelly Jr., T.	2-5	--	2-5	--	--	--	--	--	--	--	--	--	--
McNeil, L.	2-56	--	--	1-57	1 - -1	--	--	--	--	--	--	--	--
Kirkland Jr., D	1-26	--	--	--	--	--	--	--	1-26	--	--	--	--
Randolph, B.	1-1	--	--	--	--	--	--	1-1	--	--	--	--	--
Sutton, C.	1-0	--	--	--	--	--	--	--	--	--	--	1-0	--

FUMBLES FORCED

Player	No	BGSU	OU	WCU	UF	ARK	UGA	ALA	UK	SC	NT	MIZZOU	VU
Reeves-Maybin	2	--	1	--	--	--	--	--	--	1	--	--	--
Sutton, C.	2	--	--	1	--	--	1	--	--	--	--	--	--
Bryant, G.	1	DNP	DNP	1	DNP	--	--	--	--	--	--	--	--
Arnold, M.	1	--	DNP	DNP	DNP	DNP	--	--	1	--	--	--	--
Johnson, Ja.	1	--	--	--	--	--	1	--	DNP	--	--	--	--
Foreman, M.	1	--	--	--	--	--	--	--	--	1	--	--	--
McKenzie, K.	1	--	--	1	--	--	--	--	--	--	--	--	--
Randolph, B.	1	--	--	--	--	--	--	--	--	--	1	--	--
Lewis, L.	1	--	--	--	--	--	--	--	--	--	--	1	--

FUMBLES RECOVERED

Player	No	BGSU	OU	WCU	UF	ARK	UGA	ALA	UK	SC	NT	MIZZOU	VU
Reeves-Maybin	2	1	--	--	--	--	--	--	--	1	--	--	--
Tuttle, S.	1	--	--	1	--	--	--	DNP	DNP	DNP	DNP	DNP	--
Kirkland Jr., D	1	--	--	--	--	--	--	--	--	--	--	1	--
Barnett, D.	1	--	--	1	--	--	--	--	--	--	--	--	--
Kelly, J.	1	--	DNP	--	--	DNP	1	--	--	--	--	--	--
Arnold, M.	1	--	DNP	DNP	DNP	DNP	--	--	1	--	--	--	--

SPECIAL TEAMS GAME-BY-GAME

PUNT RETURNS

Player	No-Yds/TD	BGSU	OU	WCU	UF	ARK	UGA	ALA	UK	SC	NT	MIZZOU	VU
Sutton, C.	20-344	3-102	2-3	1--2	3-21	1-29	1-23	1-3	1-84	3-49	2-28	2-4	--
Kamara, A.	6-99	--	--	2-56	1-22	2-6	--	--	1-15	--	--	--	--

KICK RETURNS

Player	No-Yds/TD	BGSU	OU	WCU	UF	ARK	UGA	ALA	UK	SC	NT	MIZZOU	VU
Berry, Ev.	20-791	1-67	3-74	1-88	3-77	3-141	3-103	1-31	1-100	2-49	--	2-61	--
Abernathy, M.	1-27	--	--	1-27	DNP	--	--	--	--	--	--	--	--
Abernathy IV, R	1-19	1-19	DNP	DNP	DNP	DNP	DNP	DNP	--	--	--	--	--

FIELD GOALS

Player	FG-FGA (Lg)	BGSU	OU	WCU	UF	ARK	UGA	ALA	UK	SC	NT	MIZZOU	VU
Medley, A.	17-26 (45)	1-3 (26)	1-2 (19)	2-2 (31)	2-3 (37)	2-3 (45)	1-1 (22)	0-3	1-1 (44)	2-2 (44)	1-1 (34)	4-5 (44)	--

PUNTING

Player	No-Yds-Avg	BGSU	OU	WCU	UF	ARK	UGA	ALA	UK	SC	NT	MIZZOU	VU
Daniel, T.	55-2509-45.6	3-141-47.0	9-450-50.0	4-171-42.8	6-308-51.3	4-186-46.5	7-315-45.0	4-173-43.2	2-71-35.5	5-221-44.2	4-156-39.0	7-317-45.3	--
Renfro, N.	1-38-38.0	--	--	1-38-38.0	--	--	--	--	--	--	--	--	--

2015 VIDEO REVIEWS

REVIEWS IN UT'S FAVOR: 6
NOT IN UT'S FAVOR: 9

- Bowling Green kick returner Robbie Rhodes returned a kick up the right sideline. Rhodes was initially not called for stepping out of bounds at the 4-yard line before taking the ball up field. The officials reviewed the play and ruled that Rhodes stepped out at the BGSU 4-yard line. (REVERSED)
- Tennessee quarterback Joshua Dobbs completed 5-yard pass to Ethan Wolf, who dove at the goal line and was initially ruled down at the 1-yard line. Officials reviewed the play and upheld the ruling that he was down at the 1-yard line. (UPHELD)
- Oklahoma quarterback Baker Mayfield threw a pass to Durrion Neal that was initially ruled a catch. Officials reviewed and it was ruled that Neal did not have possession of the ball. (REVERSED)
- Oklahoma quarterback Baker Mayfield threw a pass to Sterling Shepard that was initially ruled a catch. Officials reviewed and it was ruled that Shepard did not have possession of the ball. (REVERSED)
- Tennessee challenged a nine-yard pass completion by Florida's Jake McGee. The call was overturned to a seven-yard gain, where McGee stepped out of bounds on the sideline. (REVERSED)
- In the third quarter, a fumble by Joshua Dobbs was recovered by Florida's Bryan Cox Jr. After review, Cox's knee was down upon recovering the ball for a one-yard gain. Cox had picked the ball up and ran to the end zone, but the original ruling that he was down shortly after the recovery was confirmed. (UPHELD)
- Joshua Dobbs' pass to Von Pearson with 8:24 left vs. Arkansas was ruled incomplete. The ruling was upheld that Pearson did not have control of the ball. (UPHELD)
- In the first quarter against Georgia, Joshua Dobbs rushed 27 yards and dove for the end zone. The ruling on the field was that Dobbs was down at the one-yard line before crossing the goal line. (UPHELD)

- In the fourth quarter against Alabama, Crimson Tide quarterback Jake Coker completed a 29-yard pass down the sideline to ArDarius Stewart. The ruling on the field was that it was a catch. (UPHELD)
- Against Kentucky, the call on the field was that Alvin Kamara caught a nine-yard catch for a first down and stepped out of bounds after gaining the first down but before gaining more yards. (UPHELD)
- In the second quarter against Kentucky, the ruling was that the UK's C.J. Conrad had reached the end zone. The ruling was reversed as it was revealed that he was forced out-of-bounds at the one-yard line. (REVERSED)
- Alvin Kamara's 63-yard run down the left sideline in the second quarter against Kentucky was ruled down at the one-yard line. The ruling was confirmed. (UPHELD)
- Tennessee cornerback Emmanuel Moseley was called for targeting a UK player on a pass breakup. The call was upheld. (UPHELD)
- In the third quarter against South Carolina, officials ruled that Alvin Kamara was down before fumbling. The replay overturned the call. (REVERSED)
- In the fourth quarter, South Carolina's Perry Orth completed a pass to Shamier Jeffery. Ruling on the field was that he was down and his forward progress was stopped before a possible fumble. The ruling was upheld. (UPHELD)
- In the second quarter against Missouri, Darrin Kirkland Jr. recovered a fumble giving the Vols possession at the UT 37-yard line. After review, the ruling on the field was confirmed that it was a fumble and recovered by Kirkland (UPHELD)
- In the fourth quarter against Missouri, Tigers quarterback Drew Lock completed a 22-yard pass to Cam Hilton in what was originally ruled a touchdown. After review, the ruling on the field was overturned and it was ruled that Hilton was down at the one-yard line. (REVERSED)

2015 TEAM SUPERLATIVES

TENNESSEE HIGHS AND LOWS

Points Scored	59	Bowling Green
Low	14	Alabama
First Downs	29	Bowling Green
Low	19	Oklahoma, Arkansas, South Carolina, Missouri
Rushing Attempts	64	Bowling Green
Low	33	Arkansas
Rushing Yards	399	Bowling Green
Low	129	Oklahoma
Rushing TDs	6	Bowling Green,
Low	1	Arkansas, Alabama, South Carolina, Missouri
Passes Attempted	42	Georgia
Low	19	Florida
Passes Completed	25	Georgia
Low	12	Florida
Had Intercepted	1	Oklahoma, Georgia, Kentucky, South Carolina, North Texas
Low	0	Bowling Green, Western Carolina, Florida, Alabama, Missouri
Passing Yards	312	Georgia
Low	89	Missouri
Passing TDs	3	Western Carolina, Georgia
Low	0	Arkansas, North Texas, Missouri
Total Offensive Plays	90	Georgia
Low	61	Alabama
Total Offensive Yards	604	Bowling Green
Low	254	Oklahoma
Fumbles	3	Florida, Kentucky, South Carolina
Low	0	Bowling Green, Western Carolina
Fumbles Lost	2	South Carolina
Low	0	Bowling Green, Oklahoma, W. Carolina, N. Texas, Missouri
Penalties	10	Oklahoma
Low	2	North Texas
Penalty Yards	80	Oklahoma
Low	10	North Texas
QB Sacks by	5	Alabama
Low	0	Western Carolina, Arkansas

2015 INDIVIDUAL SUPERLATIVES

MOST BY A VOL...

Rushes	34	Jalen Hurd at Mizzou (Nov 21, 2015)
Yards Rushing	151	Jalen Hurd at Mizzou (Nov 21, 2015)
TD Rushes	3	Jalen Hurd vs Bowling Green (Sept 5, 2015)
Long Rush	63	Alvin Kamara at Kentucky (Oct 31, 2015)
Pass attempts	42	Joshua Dobbs vs Georgia (Oct 10, 2015)
Pass completions	25	Joshua Dobbs vs Georgia (Oct 10, 2015)
Yards Passing	312	Joshua Dobbs vs Georgia (Oct 10, 2015)
TD Passes	3	Joshua Dobbs vs Georgia (Oct 10, 2015)
Long Pass	75	Joshua Dobbs at Kentucky (Oct 31, 2015)
Receptions	8	Von Pearson vs South Carolina (Nov. 7, 2015)
Yards Receiving	121	Von Pearson vs South Carolina (Nov. 7, 2015)
TD Receptions	2	Ethan Wolf vs Bowling Green (Sept 5, 2015)
		Preston Williams vs Western Carolina (Sep 19, 2015)
		Alvin Kamara vs Georgia (Oct 10, 2015)
Long Reception	75	Josh Malone at Kentucky (Oct 31, 2015)
Field Goals	4	Aaron Medley at Mizzou (Nov 21, 2015)
Long Field Goal	45	Aaron Medley vs Arkansas (Oct. 3, 2015)
Punts	9	Trevor Daniel vs Oklahoma (Sep 12, 2015)
Punting Avg	51.3	Trevor Daniel at Florida (Sep 26, 2015)
Long Punt	61	Trevor Daniel vs Bowling Green (Sept 5, 2015)
		Trevor Daniel vs Oklahoma (Sep 12, 2015)
		Trevor Daniel at Mizzou (Nov 21, 2015)
Punts inside 20	4	Trevor Daniel vs Western Carolina (Sep 19, 2015)
		Trevor Daniel vs North Texas (Nov 14, 2015)
		Trevor Daniel at Mizzou (Nov 21, 2015)
Long Punt Return	84	Cameron Sutton at Kentucky (Oct 31, 2015)
Long Kickoff Return	100	Evan Berry at Kentucky (Oct 31, 2015)
Tackles	21	Jalen Reeves-Maybin vs Oklahoma (Sep 12, 2015)
Sacks	2.0	Corey Vereen at Alabama (Oct 24, 2015)
		Derek Barnett at Kentucky (Oct 31, 2015)
Tackles For Loss	3.0	Jalen Reeves-Maybin vs Oklahoma (Sep 12, 2015)
		Owen Williams vs South Carolina (Nov. 7, 2015)
Interceptions	2	Todd Kelly Jr. vs Oklahoma (Sep 12, 2015)

TENNESSEE'S LONG PLAYS

Rushing	63	Alvin Kamara at Kentucky
Passing	75	Joshua Dobbs to Josh Malone at Kentucky
Field Goal	45	Aaron Medley vs. Arkansas
Punt	61	Trevor Daniel at Missouri
		Trevor Daniel vs. Oklahoma
		Trevor Daniel vs BGSU
Punt Return	84	Cameron Sutton at Kentucky
Kickoff Return	100	Evan Berry at Kentucky
Interception Return	57	LaDarrell McNeil vs Western Carolina
Fumble Return	--	--

OPPONENT HIGHS AND LOWS

Points Scored	59	Bowling Green
Low	0	North Texas
First Downs	24	Bowling Green
Low	9	Western Carolina
Rushing Attempts	50	Arkansas
Low	28	Florida
Rushing Yards	275	Arkansas
Low	88	Missouri
Rushing TDs	2	Florida, Arkansas, Alabama
Low	0	Georgia, South Carolina, North Texas
Passes Attempted	51	Bowling Green
Low	22	Western Carolina
Passes Completed	29	Bowling Green
Low	11	Western Carolina, Arkansas
Had Intercepted	2	Oklahoma
Low	0	BGSU, Arkansas, Georgia, South Carolina, North Texas
Passing Yards	433	Bowling Green
Low	90	Western Carolina
Passing TDs	3	Oklahoma, South Carolina
Low	0	Western Carolina, Alabama, North Texas, Missouri
Total Offensive Plays	87	Bowling Green
Low	55	Western Carolina
Total Offensive Yards	604	Bowling Green
Low	199	North Texas
Fumbles	4	Western Carolina
Low	0	Bowling Green, Florida, Arkansas, Alabama
Fumbles Lost	2	Western Carolina
Low	0	BGSU, Oklahoma, Florida, Arkansas, Alabama, North Texas
Penalties	12	Oklahoma
Low	3	Arkansas
Penalty Yards	128	Oklahoma
Low	20	Arkansas
QB Sacks by	5	Alabama
Low	0	Missouri

MOST BY AN OPPONENT...

Rushes	28	Derrick Henry, at Alabama (Oct 24, 2015)
Yards Rushing	154	Collins, A., vs Arkansas (Oct. 3, 2015)
TD Rushes	2	Taylor,Kel., at Florida (Sep 26, 2015)
		Collins, A., vs Arkansas (Oct. 3, 2015)
		Derrick Henry, at Alabama (Oct 24, 2015)
Long Rush	66	Michel, S., vs Georgia (Oct 10, 2015)
Pass attempts	49	Johnson, M., vs Bowling Green (Sept 5, 2015)
Pass completions	27	Johnson, M., vs Bowling Green (Sept 5, 2015)
Yards Passing	424	Johnson, M., vs Bowling Green (Sept 5, 2015)
TD Passes	3	Mayfield, B., vs Oklahoma (Sep 12, 2015)
		Orth, P., vs South Carolina (Nov. 7, 2015)
Long Pass	63	Grier,W., at Florida (Sep 26, 2015)
Receptions	7	Dieter, G., vs Bowling Green (Sept 5, 2015)
		Shepard, S., vs Oklahoma (Sep 12, 2015)
		Calvin Ridley, at Alabama (Oct 24, 2015)
		O.J. Howard, at Alabama (Oct 24, 2015)
Yards Receiving	133	Dieter, G., vs Bowling Green (Sept 5, 2015)
TD Receptions	2	Shepard, S., vs Oklahoma (Sep 12, 2015)
Long Reception	63	Callaway,A., at Florida (Sep 26, 2015)
Field Goals	3	Tate, T., vs Bowling Green (Sept 5, 2015)
Long Field Goal	43	Fry, E., vs South Carolina (Nov. 7, 2015)
Punts	10	Berryman, I., vs Western Carolina (Sep 19, 2015)
Punting Avg	49.8	JK Scott, at Alabama (Oct 24, 2015)
Long Punt	62	Keena, E., vs North Texas (Nov 14, 2015)
Punts inside 20	4	Berryman, I., vs Western Carolina (Sep 19, 2015)
Long Punt Return	70	Davis, R., vs Georgia (Oct 10, 2015)
Long Kickoff Return	38	Newsome, D., vs Western Carolina (Sep 19, 2015)
Tackles	14	Neal,K., at Florida (Sep 26, 2015)
Sacks	2.0	Bond, D., vs Oklahoma (Sep 12, 2015)
Tackles For Loss	3.0	Bullard,J., at Florida (Sep 26, 2015)
Interceptions	1	Sanchez, Z., vs Oklahoma (Sep 12, 2015)
		Ganus, J., vs Georgia (Oct 10, 2015)
		Khal. Henderson, at Kentucky (Oct 31, 2015)
		Johnson, I., vs South Carolina (Nov. 7, 2015)
		Davis, Ch., vs North Texas (Nov 14, 2015)

OPPONENT'S LONG PLAYS

Rushing	66	Sony Michel vs. Georgia
Passing	63	Will Grier to Antonio Callaway at Florida
Field Goal	46	Elliott Fry vs. South Carolina
Punt	62	Eric Keena vs. North Texas
Punt Return	70	Reggie Davis vs. Georgia
Kickoff Return	38	Newsome, D., vs Western Carolina
Interception Return	5	Zack Sanchez vs. Oklahoma
Fumble Return	96	Leonard Floyd vs. Georgia

2015 STATISTICS

THE LAST TIME TENNESSEE...

INDIVIDUAL

Rushed for 100 yards - 151, Jalen Hurd at Missouri, 11/21/15 (34 carries)
Rushed for 200 yards - 223, Arian Foster vs. Vanderbilt, 11/19/05
Rushed for 250 yards - 294, Chuck Webb vs. Mississippi, 11/18/89
A QB Rushed for 100 yards -118, Joshua Dobbs vs. Georgia, 10/10/15
Passed for 300 yards - 301, Joshua Dobbs vs. Georgia, 10/10/15
Passed for 400 yards - 404, Tyler Bray vs. Missouri, 11/10/12
Passed for 500 yards - 530, Tyler Bray vs. Troy, 11/3/12
Had 100 yards receiving - 121, Von Pearson vs. South Carolina, 11/7/15
Had 150 yards receiving - 219, C. Patterson, 181, J. Hunter vs. Troy, 11/3/12
Had 200 yards receiving - 219, Cordarrelle Patterson, vs. Troy, 11/3/12
Returned inside kick for TD - 44, Bret Smith at S. Carolina, 10/30/04
Returned conventional kickoff for TD - 100, Evan Berry at Kentucky, 10/31/15
Returned kickoff 100 yards - Evan Berry at Kentucky, 10/31/15
Returned punt for TD - 84, Cameron Sutton at Kentucky, 10/31/15
Returned punt at least 75 yards - 84, Cameron Sutton at Kentucky, 10/31/15 (TD)
Had a rushing + punt return TD in same game - Alvin Kamara vs. WCU, 9/19/15 (2, 50)
Returned INT for TD - 23 yards, Brian Randolph vs. Kentucky, 11/15/14
Returned a fumble for TD - 18, Parys Haralson vs. Alabama, 10/23/04
Returned PAT for a score - 97, Floyd Miley vs. Mississippi, 11/17/90 (blocked kick return)
Rushed for three TDs - 3, Jalen Hurd vs. Bowling Green, 9/5/15
Rushed for four TDs - 4, James Stewart at Georgia, 9/10/94
Threw four TD passes - 4, Tyler Bray vs. Kentucky, 11/24/12
Caught three TD passes - 3, Justin Hunter vs. Troy, 11/3/12
Made four FGs - 4, Aaron Medley at Missouri, 11/21/15
Had an 80-yard run - 87, LaMarcus Coker at Vanderbilt, 11/18/06
Had an 80-yard completion - 81, Tyler Bray to Justin Hunter vs. Montana, 9/4/11
Had 20+ tackles - 21, Jalen Reeves-Maybin vs. Oklahoma, 9/12/15
Recorded three sacks - 3.0, Derek Barnett at S. Carolina, 11/1/14
Forced two fumbles - 2, Rico McCoy vs. South Carolina, 10/31/09
Intercepted two passes - 2, Todd Kelly Jr. vs. Oklahoma 9/12/15
Intercepted three passes - 3, Deon Grant vs. Auburn 10/2/99
Made a 50-yard FG - 51, Michael Palardy at Missouri, 11/2/13

TEAM

Shut out an opponent - 24-0 vs. North Texas, 11/14/15
Shut out consecutive opponents - at Vanderbilt and vs. Kentucky, 11/23-30/02 (24-0)
Rushed for more than 300 yards - 399 vs. Bowling Green, 9/5/15 (64 att.)
Rushed for more than 400 yards - 406, vs. Vanderbilt, 11/26/94 (60 att.)
Passed for more than 300 yards - 321 vs. Georgia, 10/10/15 (42 att.)
Passed for more than 400 yards - 432 vs. Missouri, 11/10/12 (38-for-55)
Had more than 500 yards total off. - 519 vs. Georgia, 10/10/15 (312 pass, 207 rush)
Had more than 600 yards total off. - 604 vs. Bowling Green, 9/5/15 (205 pass, 399 rush)
Scored 50 points - 52 at Kentucky, 10/31/15 (Score: 52-21)
Scored 60 points - 63, vs. Western Kentucky, 9/5/09 (Score: 63-7)
Scored 70 points - 70, vs. Louisiana-Monroe, 9/23/00 (Score: 70-3)
Scored 30+ points in a quarter - vs. Western Carolina, 9/19/15 (2nd quarter, 31 points)
Scored 35+ points in a quarter - Arkansas, 11/22/00 (1st quarter, 35 points)
Failed to rush for 100 yards - 53 vs. Missouri, 11/22/14 (29 att.)
Failed to pass for 100 yards - 89, at Missouri, 11/21/15 (16-of-24)
Held opponent to fewer than 100 yards rushing - 88, at Missouri, 11/21/15 (29 att.)
Held opponent to fewer than 100 yards passing - 90, vs. Western Carolina, 9/19/15 (11-of-22)
Held opponent to fewer than 100 yards total off. - 83, vs. W. Ky, 9/5/09 (34 rush, 49 pass)
Held opponent without a TD - vs. North Texas, 11/14/15 (Score: Tennessee 24-0)
Failed to get a first down - vs. Auburn, 9/27/58 (Score: Auburn 13-0)
Scored a safety - vs. NC State 8/31/12 (C. Maggitt sack, forced fumble)
Committed no turnovers - vs. Western Carolina, 9/19/15
Forced opponent into five turnovers - vs. Western Kentucky, 9/7/13
Committed no penalties - vs. Austin Peay, 8/31/13
Never had to punt - vs. Western Ky, 9/5/09 (15 off. possessions in 63-7 win)
Blocked a punt - vs. Georgia, 10/5/13 (Jalen Reeves-Maybin)
Returned blocked punt for TD - 15 vs. Georgia, 10/5/13 (Devaun Swafford)
Blocked a field goal - Arkansas, 10/3/15 (Shy Tuttle)
Returned blocked FG for TD - 90 vs. S. Carolina, 10/28/95 (Tyrone Hines)
Returned punt and kickoff for TD in same game - at Kentucky, 10/31/15 (Evan Berry 100-yard KR; Cameron Sutton 84-yard PR)
Blocked a PAT - Auburn, 11/9/13 (Daniel McCullers on PAT)
Faked a punt - at Vanderbilt, 11/17/12 (Michael Palardy incomplete pass)
Successfully faked punt for 1st down - at Alabama, 10/22/11 (M. Palardy pass to A. Anderson)
Faked a FG - vs. Missouri, 11/22/14 (P. Ashford pass to A. Ellis for touchdown)
Attempted 2-pt conversion - at Georgia, 9/27/14 (Worley pass to Helm successful)
Scored 2-pt conversion - at Georgia, 9/27/14 (Worley pass to Helm successful)
Attempted onside kick - vs. Missouri, 11/22/14 (Tennessee recovered; penalty turnover)
Two players w/ 100 yards rushing - J. Dobbs (136) & J. Hurd (102) at Florida (9/26/15)
Three players with 100 yards rushing - J.Stewart (145), A.Hayden (115) & M.Phillips (107) vs. Vanderbilt, 11/30/91
Two players w/ 100 yards passing - T. Bray (159) & M. Simms (153) at S. Carolina, 10/30/10
Two players w/ 100 yards receiving - J. Hunter (141) & M. Rivera (129) vs. Missouri, 11/10/12
Lost OT game - vs. Oklahoma, 9/12/15 (Score: OU 31-24 2OT)
Won OT game - at South Carolina, 11/1/14 (Score: UT 45-42, OT)
Won game on last play - vs. South Carolina, 10/19/13 (UT 23-21, 19-yd Michael Palardy FG)
Lost game on last play - OT field goal vs. Georgia, 10/5/13 (Score: UGA 34-31, 1 OT)
Rallied from down 14 to win - vs. Georgia, 10/10/15 (trailed 24-3 in 2Q & won, 38-31)
Beat ranked opponent - vs. #19 Georgia, 10/10/15 (Score: Tennessee 38-31)
Beat team ranked in top 15 - vs. #11 South Carolina, 10/19/13 (Score: Tennessee 23-21)
Beat team ranked in top five - at #4 LSU, 9/26/05 (Score: Tennessee 30-27 OT)

THE LAST TIME AN OPPONENT...

INDIVIDUAL

Rushed for 100 yards - 109, Mikel Horton at Kentucky, 10/31/15 (14 carries)
Rushed for 200 yards - 208, Todd Gurley at Georgia, 9/27/14 (28 attempts)
Rushed for 250 yards - 282, Dexter McCluster, at Mississippi, 11/14/09 (25 attempts)
A QB Rushed for 100 yards - 214, Nick Marshall, vs. Auburn, 11/9/13
Passed for 300 yards - 424 Matt Johnson, vs. Bowling Green, 9/5/15
Passed for 400 yards - 424 Matt Johnson, vs. Bowling Green, 9/5/15
Passed for 500 yards - Never
Had 100 yards receiving - 114, Ardarius Stewart vs. Alabama, 10/24/15 (6 catches)
Had 150 yards receiving - 233, Pharoh Cooper at South Carolina, 11/1/14
Had 200 yards receiving - 233, Pharoh Cooper at South Carolina, 11/1/14
Returned a kickoff for TD - 90, Corey Grant, Auburn, 11/9/13
Returned a kickoff 100 yards - Brandon Boykin, Georgia, 10/10/09
Returned a punt for TD - 70, Reggie Davis - Georgia, 10/10/15
Returned a blocked punt for TD - 17, Sean Westgate, at UCLA, 9/1/08
Returned an INT for TD - 100, Julian Wilson at Oklahoma, 9/13/14
Returned a fumble for TD - 77, Cory Johnson at Kentucky (10/31/15)
Returned an extra point for score - Quinton Reese, Auburn (SEC Championship), 12/6/97 (yardage not recorded)
Returned a punt at least 75 yards - 85, Chris Davis, Auburn, 11/9/13 (TD)
Rushed for three TDs - 3, Tre Mason, Auburn, 11/9/13
Rushed for four TDs - 4, Dexter McCluster, at Mississippi, 11/14/09
Threw four TD passes - 4, Marcus Mariota, at Oregon, 9/14/13
Caught three TD passes - 3, Josh Reed, at LSU, 9/30/00 (overtime)
Made four FGs - 4, Robert Stein, Akron, 9/22/12
Had an 80-yard run - 80, Tre Burton, Florida, 9/15/12
Had an 80-yard completion - 85, Dylan Thompson to Pharoh Cooper at South Carolina (TD), 11/1/14
Recorded three sacks - 5, Alex Brown, at Florida, 9/18/99
Intercepted two passes - 2, Torren McGaster, Vanderbilt, 11/29/14
Made a 50-yard FG - 54, Austin MacGinnis, Kentucky, 11/15/14

TEAM

Shut out Tennessee - 31-0, Florida, 9/17/94
Shut out Tennessee in consecutive games - at Kentucky and vs. Vanderbilt, 11/19-26/59 (Scores: 20-0, 14-0)
Rushed for more than 300 yards - 444, vs. Auburn, 11/9/13
Rushed for more than 400 yards - 444, vs. Auburn, 11/9/13
Passed for more than 300 yards - 424, vs. Bowling Green, 9/5/15
Had more than 600 yards total offense - 625, at South Carolina, 11/1/14 (377 pass, 248 rush)
Scored 50 points - 55, Auburn, 11/9/13, (Score: Auburn 55-23)
Scored 60 points - 62, Florida, 11/16/95 (Score: Florida 62-37)
Scored 70 points - 70, Trinity (present-day Duke), 11/4/1893 (Score: Trinity 70-0)
Failed to rush for 100 yards - 88, at Missouri, 11/21/15 (29 att.)
Failed to pass for 100 yards - 90, Western Carolina, 9/19/15 (11-of-22)
Held Tennessee to fewer than 100 yards rushing - 53 vs. Missouri, 11/22/14 (29 att.)
Held Tennessee to fewer than 100 yards passing - 89, at Missouri, 11/21/15 (16-of-24)
Held Tennessee to fewer than 100 yards total offense - 59, vs. Alabama, 10/18/80
Held Tennessee without TD - at Ole Miss, 10/18/14 (Score: Ole Miss 34-3)
Scored a safety - Montana, 9/4/11 (Tauren Poole tackled in end zone)
Blocked a punt - vs. North Texas, 11/14/15 (Calvin Minor)
Returned a blocked punt for TD - 17, at UCLA, 9/1/08 (Sean Westgate)
Blocked a FG - vs. Vanderbilt, 11/23/13 (blocked by Adam Butler)
Blocked two FGs - at Alabama, 10/24/09 (Terrence Cody blocked both)
Returned punt and kickoff for TD in same game - Auburn, 11/9/13 (Chris Davis 85-yard punt return; Corey Grant 90-yard kickoff return)
Faked a punt - North Texas, 11/14/15 (Keena pass 4 to Tucker, unsuccessful)
Successfully faked a punt for first down - Florida, 9/18/10 (Omarius Hines 36 run)
Failed 2-pt conversion - Alabama, 10/24/15 (J. Coker pass attempt failed)
Scored 2-pt conversion - at Missouri, 11/21/15 (Jason Reese pass from Drew Lock)
Attempted an onside kick - 3 vs. Iowa, 1/2/15 (last Todd Kelly Jr. recovered)
Recovered a successful onside kick - at Mississippi State, 10/13/12
Two players with 100 yards rushing - Arkansas, A. Collins (154), R. Williams (100), 10/3/15
Three players with 100 yards rushing - Mississippi, P. Hofer (119), J. Reed (115), M. Sweet (103), 11/15/75
Two players with 100 yards passing - Troy, Corey Robinson (393) and Deon Anthony (103), 11/3/12
Two players with 100 yards receiving - Oregon, Josh Huff (125) and Johnny Mundt (121), 9/14/13
Won OT game - vs. Oklahoma, 9/12/15 (Score: OU 31-24 2OT)
Lost OT game - South Carolina, 11/14/14 (Score: UT 45-42, OT)
Beat a ranked Tennessee team - Oklahoma, 9/12/15 (Score: #19 OU 31, #23 UT 21, 2OT)
Beat a Tennessee team ranked in the top 15 - LSU (SEC Championship Game), 12/1/07 (Score: LSU 21, No. 14 UT 14)
Beat a Tennessee team ranked in the top five - Florida, 9/17/05 (Score: Florida 16, No. 4 UT 7)

Highlighted - Accomplished during 2015 season

2015 STATISTICS - DRIVE CHARTS

TENNESSEE VS. BOWLING GREEN (SEPT. 5)

Team	Qtr	Spot	Drive Started Time	Drive Started Obtained	Spot	Time	Drive Ended How Lost	Consumed PI-Yds	Consumed TOP
BGSU	1st	B25	15:00	Kickoff	T22	12:43	*FIELD GOAL	7-53	2:17
BGSU	1st	B13	8:53	Kickoff	B77	7:40	Punt	3-4	1:13
BGSU	1st	B10	7:12	Kickoff	B01	6:20	Punt	3-(9)	0:52
BGSU	1st	B25	5:07	Kickoff	T00	2:47	*TOUCHDOWN	8-75	2:20
BGSU	2nd	B06	13:13	Punt	T00	11:00	*TOUCHDOWN	6-94	2:13
BGSU	2nd	B26	9:30	Punt	T19	5:31	*FIELD GOAL	14-55	3:59
BGSU	2nd	B25	1:52	Kickoff	B04	1:04	Punt	3-(21)	0:48
BGSU	2nd	B25	:24	Kickoff	B24	00:00	End of half	1-(1)	0:24
BGSU	3rd	B25	12:47	Missed FG	T00	11:33	*TOUCHDOWN	5-75	1:14
BGSU	3rd	B18	11:11	Kickoff	T25	10:02	Missed FG	7-57	1:09
BGSU	3rd	B31	8:30	Punt	T07	4:26	*FIELD GOAL	13-62	4:04
BGSU	3rd	B20	1:06	Missed FG	B21	00:14	Punt	5-1	0:52
BGSU	3rd	B35	:03	Kickoff	T06	13:14	Fumble	8-59	1:49
BGSU	4th	B04	9:54	Kickoff	B09	8:45	Punt	3-5	1:09
BGSU	4th	B25	3:07	Kickoff	B33	1:48	Punt	3-8	1:19

BOWLING GREEN	1st Qtr	2nd Qtr	3rd Qtr	4th Qtr	1st Half	2nd Half	Total
Time of possession	6:54	7:24	7:28	4:23	14:18	11:51	26:09
3rd Down Conversions	1/5	1/5	0/4	2/4	2/10	2/8	4/18
Avg Field Position	B18	B20	B25	B14	B19	B22	B20
4th Down Conversions	1/1	1/1	1/1	0/0	2/2	1/1	3/3

TENNESSEE	1st Qtr	2nd Qtr	3rd Qtr	4th Qtr	1st Half	2nd Half	Total
Time of possession	8:06	7:36	7:32	10:37	15:42	18:09	33:51
3rd Down Conversions	3/3	4/6	2/5	0/2	7/9	2/7	9/16
Avg Field Position	T49	T40	T41	T23	T45	T34	T39
4th Down Conversions	0/0	0/0	0/0	0/0	0/0	0/0	0/0

TENNESSEE VS. OKLAHOMA (SEPT. 12)

Team	Qtr	Spot	Drive Started Time	Drive Started Obtained	Spot	Time	Drive Ended How Lost	Consumed PI-Yds	Consumed TOP
OU	1st	O25	15:00	Kickoff	T49	13:01	Interception	6-26	1:59
OU	1st	O25	09:51	Kickoff	O10	7:22	Punt	3-15	2:29
OU	1st	O06	05:49	Punt	O10	4:57	Punt	3-4	0:52
OU	1st	O25	01:56	Kickoff	O32	00:44	Punt	3-7	1:12
OU	2nd	O22	14:45	Punt	O35	13:32	Punt	5-13	1:13
OU	2nd	O08	12:09	Kickoff	O40	9:18	Punt	6-32	2:51
OU	2nd	O26	07:43	Punt	T18	4:56	*FIELD GOAL	9-56	2:47
OU	2nd	O44	03:05	Punt	T35	1:26	Downs	5-21	1:39
OU	3rd	O30	13:25	Missed FG	O32	12:02	Punt	3-2	1:23
OU	3rd	O20	09:14	Punt	O14	7:49	Punt	3-6	1:25
OU	3rd	O11	07:05	Punt	O13	5:36	Punt	3-2	1:29
OU	3rd	O11	02:31	Punt	O22	00:34	Interception	4-11	1:57
OU	4th	O20	14:13	Punt	T00	8:20	*TOUCHDOWN	14-80	5:53
OU	4th	O40	06:06	Punt	T00	00:40	*TOUCHDOWN	13-60	5:26
OU	OT	T25	15:00	Possession	T00	15:00	*TOUCHDOWN	5-25	0:00
OU	OT	T25	15:00	Possession	T00	15:00	*TOUCHDOWN	3-25	0:00
OU	OT	O20	15:00	Interception	O20	00:00	0:00	0-0	0:00

OKLAHOMA	1st Qtr	2nd Qtr	3rd Qtr	4th Qtr	1st Half	2nd Half	Total
Time of possession	6:32	8:35	6:14	11:19	15:07	17:33	32:40
3rd Down Conversions	0/3	1/5	1/4	6/6	1/8	7/10	9/20
Average field position	O20	O25	O18	O30	O22	O22	O22
4th Down Conversions	0/0	0/1	0/0	0/0	0/1	0/0	1/2

TENNESSEE	1st Qtr	2nd Qtr	3rd Qtr	4th Qtr	1st Half	2nd Half	Total
Time of possession	8:28	6:25	8:46	3:41	14:53	12:27	27:20
3rd Down Conversions	2/4	1/4	2/6	0/2	3/8	2/8	6/18
Average field position	T37	T28	T41	T20	T32	T35	T33
4th Down Conversions	0/0	0/0	0/0	0/0	0/0	0/0	0/0

TENNESSEE VS. WESTERN CAROLINA (SEPT. 19)

Team	Qtr	Spot	Drive Started Time	Drive Started Obtained	Spot	Time	Drive Ended How Lost	Consumed PI-Yds	Consumed TOP
WCU	1st	W25	15:00	Kickoff	T49	13:27	Fumble	4-26	1:33
WCU	1st	W25	11:53	Kickoff	W34	10:06	Punt	3-9	1:47
WCU	1st	W07	06:16	Kickoff	W08	04:43	Punt	3-1	1:33
WCU	1st	W12	02:46	Punt	W11	00:36	Punt	3-1	2:10
WCU	2nd	W40	12:59	Kickoff	W47	11:24	Punt	3-7	1:35
WCU	2nd	W09	09:51	Punt	W16	08:45	Punt	3-7	1:06
WCU	2nd	W35	05:12	Kickoff	W37	04:28	Interception	2-2	0:44
WCU	2nd	W16	04:14	Kickoff	W22	03:30	Fumble	2-6	0:44
WCU	2nd	W35	02:53	Kickoff	T14	01:00	*FIELD GOAL	5-51	1:53
WCU	2nd	W25	00:45	Kickoff	W35	00:00	End of half	2-10	0:45
WCU	3rd	W03	13:29	Punt	W09	11:23	Punt	3-6	2:06
WCU	3rd	W23	11:17	Kickoff	W31	09:50	Punt	3-8	1:27
WCU	3rd	W21	07:38	Kickoff	T48	03:33	Punt	7-31	4:05
WCU	3rd	W14	01:04	Punt	W17	14:44	Punt	3-3	1:20
WCU	4th	W19	12:39	Punt	T00	10:59	*TOUCHDOWN	4-81	1:40
WCU	4th	W36	04:05	Downs	T32	02:00	Punt	6-32	2:05

WESTERN CAROLINA	1st Qtr	2nd Qtr	3rd Qtr	4th Qtr	1st Half	2nd Half	Total
Time of possession	07:50	08:00	06:05	10:59	15:50	17:04	32:54
3rd Down Conversions	0/3	0/3	1/4	0/2	0/6	1/6	1/12
Avg Field Position	W17	W26	W15	W27	W22	W19	W21
4th Down Conversions	0/0	0/0	0/0	0/0	0/0	0/0	0/0

TENNESSEE	1st Qtr	2nd Qtr	3rd Qtr	4th Qtr	1st Half	2nd Half	Total
Time of possession	8:06	7:36	7:32	10:37	15:42	18:09	33:51
3rd Down Conversions	0/2	3/5	1/3	1/4	3/7	2/7	5/14
Avg Field Position	T40	W37	T23	T29	W47	T26	T42
4th Down Conversions	0/0	0/0	0/0	1/2	0/0	1/2	1/2

TENNESSEE AT FLORIDA (SEPT. 26)

Team	Qtr	Spot	Drive Started Time	Drive Started Obtained	Spot	Time	Drive Ended How Lost	Consumed PI-Yds	Consumed TOP
UT	1st	T14	13:51	Punt	T24	12:04	Punt	4-10	1:47
UT	1st	T25	10:23	Kickoff	T36	06:20	Punt	8-11	4:03
UT	1st	T42	05:21	Punt	F00	05:07	*TOUCHDOWN	1-58	0:14
UT	1st	T20	02:20	Punt	T40	00:21	Punt	5-20	1:59
UT	2nd	T16	11:44	Punt	F00	08:18	*TOUCHDOWN	8-84	3:26
UT	2nd	T14	05:39	Punt	F16	03:13	*FIELDGOAL	6-70	2:26
UT	2nd	T11	01:17	Interception	T12	00:05	Punt	3-1	1:12
UT	3rd	T25	15:00	Kickoff	F19	11:07	*FIELD GOAL	9-56	3:53
UT	3rd	T33	07:29	Punt	T29	07:01	Fumble	2-4	0:28
UT	3rd	T40	05:42	Kickoff	T37	03:56	Punt	3-3	1:46
UT	3rd	T30	02:45	Punt	F00	10:19	*TOUCHDOWN	16-70	7:26
UT	4th	T15	04:09	Kickoff	T15	02:18	Punt	3-0	1:51
UT	4th	T32	01:26	Kickoff	F37	00:00	Missed FG	5-31	1:26

TENNESSEE	1st Qtr	2nd Qtr	3rd Qtr	4th Qtr	1st Half	2nd Half	Total
Time of possession	8:03	7:04	8:52	7:58	15:07	16:50	31:57
3rd Down Conversions	1/4	0/3	2/4	4/5	1/7	6/9	7/16
Avg Field Position	T25	T13	T32	T23	T20	T29	T24
4th Down Conversions	0/0	1/1	0/0	0/0	1/1	0/0	1/1

FLORIDA	1st Qtr	2nd Qtr	3rd Qtr	4th Qtr	1st Half	2nd Half	Total
Time of possession	6:57	7:56	6:08	7:02	14:53	13:10	28:03
3rd Down Conversions	0/3	1/4	1/4	1/4	1/7	2/8	3/15
Avg Field Position	F19	F28	F36	F27	F23	F33	F26
4th Down Conversions	0/0	1/1	1/1	3/3	1/1	4/4	5/5

2015 STATISTICS - DRIVE CHARTS

TENNESSEE VS. ARKANSAS (OCT. 3)

Team	Qtr	Spot	Drive Started Time	Obtained	Spot	Time	How Lost	Consumed PI-Yds	TOP
AR	1st	A32	14:41	Kickoff	T46	11:29	Punt	6-22	3:12
AR	1st	A25	08:06	Kickoff	T00	05:57	* TOUCHDOWN	4-75	2:09
AR	1st	A20	03:55	Punt	A23	02:49	Punt	3-3	1:06
AR	1st	A20	00:34	Missed FG	T00	14:03	* TOUCHDOWN	4-80	1:31
AR	2nd	A25	09:54	Kickoff	A30	08:11	Punt	3-5	1:43
AR	2nd	A09	05:28	Fumble	A21	03:22	Punt	5-12	2:06
AR	2nd	A31	01:27	Punt	T09	15:00	* FIELD GOAL	9-60	1:27
AR	3rd	A20	14:54	Kickoff	T00	09:12	* TOUCHDOWN	10-80	5:42
AR	3rd	A25	06:41	Kickoff	T05	01:44	Missed FG	10-70	4:57
AR	4th	A35	15:00	Punt	T07	08:32	Downs	13-58	6:28
AR	4th	A49	07:26	Punt	T45	05:08	Punt	3-6	2:18
AR	4th	T43	02:26	Downs	T21	00:00	End of half	6-22	2:26
UT	1st	A00	15:00	Kickoff	A00	14:48	* TOUCHDOWN	0-0	0:12
UT	1st	T11	11:29	Punt	A00	08:06	* TOUCHDOWN	11-89	3:23
UT	1st	T26	05:52	Kickoff	A49	03:55	Punt	5-25	1:57
UT	1st	T36	02:49	Punt	A10	00:34	Missed FG	8-54	2:15
UT	2nd	T25	14:03	Kickoff	A17	09:54	* FIELD GOAL	14-58	4:09
UT	2nd	T49	08:11	Punt	A09	05:28	Fumble	7-42	2:43
UT	2nd	T23	03:22	Punt	T25	01:27	Punt	3-2	1:55
UT	3rd	T24	09:07	Kickoff	A27	06:41	* FIELD GOAL	8-49	2:26
UT	3rd	T06	01:44	Missed FG	T18	00:00	Punt	5-12	1:44
UT	4th	T07	08:32	Downs	T07	07:26	Punt	3-0	1:06
UT	4th	T14	05:08	Punt	T43	02:26	Downs	9-29	2:42

ARKANSAS

	1st Qtr	2nd Qtr	3rd Qtr	4th Qtr	1st Half	2nd Half	Total
Time of possession	7:08	6:13	10:45	11:12	13:21	21:57	35:18
3rd Down Conversions	0/2	1/3	4/5	1/5	1/5	5/10	6/15
Avg Field Position	A24	A21	A22	A47	A23	A37	A29
4th Down Conversions	0/0	0/0	0/0	1/2	0/0	1/2	1/2

TENNESSEE

	1st Qtr	2nd Qtr	3rd Qtr	4th Qtr	1st Half	2nd Half	Total
Time of possession	7:52	8:47	4:15	3:48	16:39	8:03	24:42
3rd Down Conversions	3/5	2/5	1/3	1/3	5/10	2/6	7/16
Avg Field Position	T43	T32	T15	T10	T38	T12	T29
4th Down Conversions	0/0	1/1	0/0	0/1	1/1	0/1	1/2

TENNESSEE VS. GEORGIA (OCT. 10)

Team	Qtr	Spot	Drive Started Time	Obtained	Spot	Time	How Lost	Consumed PI-Yds	TOP
UGA	1st	G16	15:00	Kickoff	G25	13:12	Punt	3-9	1:48
UGA	1st	T46	12:28	Interception	T46	11:30	Punt	3-0	0:58
UGA	1st	G22	10:14	Punt	G28	09:03	Punt	3-6	1:11
UGA	1st	G04	06:14	Fumble	G04	06:14	* TOUCHDOWN	0-0	0:00
UGA	1st	G25	01:39	Kickoff	T00	14:53	* TOUCHDOWN	5-75	1:46
UGA	2nd	G08	13:11	Punt	T24	09:08	Missed FG	9-68	4:03
UGA	2nd	G08	07:57	Punt	T20	04:47	* FIELD GOAL	6-72	3:10
UGA	2nd	T00	03:27	Punt	T00	03:27	* TOUCHDOWN	0-0	0:00
UGA	2nd	G25	01:04	Kickoff	G25	00:55	Fumble	0-0	0:09
UGA	2nd	G25	00:27	Kickoff	G16	00:00	End of half	1-9	0:27
UGA	3rd	G24	12:23	Punt	G27	10:55	Punt	3-3	1:28
UGA	3rd	G26	08:24	Kickoff	G35	04:33	Punt	7-9	3:51
UGA	3rd	G27	01:20	Kickoff	T00	14:53	* TOUCHDOWN	4-73	1:27
UGA	4th	G20	10:24	Punt	G26	08:45	Punt	3-6	1:39
UGA	4th	G19	05:43	Kickoff	G44	03:40	Punt	5-25	2:03
UGA	4th	G01	01:48	Punt	T27	00:00	End of half	12-72	1:48

UT	1st	T24	13:12	Punt	T38	12:28	Interception	3-14	0:44
UT	1st	T20	11:30	Punt	T23	10:14	Punt	3-3	1:16
UT	1st	T28	09:03	Punt	G04	06:14	Fumble	7-68	2:49
UT	1st	T29	06:06	Kickoff	G04	01:39	* FIELD GOAL	14-67	4:27
UT	2nd	T33	14:43	Kickoff	G45	13:11	Punt	4-22	1:32
UT	2nd	T24	09:08	Missed FG	G49	07:57	Punt	4-27	1:11
UT	2nd	T25	04:47	Kickoff	T17	03:27	Punt	3-8	1:20
UT	2nd	T47	03:16	Kickoff	G00	00:55	* TOUCHDOWN	8-53	2:21
UT	2nd	G25	00:55	Fumble	G00	00:27	* TOUCHDOWN	5-25	0:28
UT	3rd	T35	15:00	Kickoff	T41	12:23	Punt	6-6	2:37
UT	3rd	T33	10:55	Punt	G00	08:31	* TOUCHDOWN	6-67	2:24
UT	3rd	T44	04:33	Punt	G00	01:26	* TOUCHDOWN	7-56	3:07
UT	4th	T25	14:53	Kickoff	G37	10:24	Punt	10-38	4:29
UT	4th	T22	08:45	Punt	G00	05:48	* TOUCHDOWN	8-78	2:57
UT	4th	T34	03:40	Punt	T43	01:48	Punt	3-9	1:52

GEORGIA

	1st Qtr	2nd Qtr	3rd Qtr	4th Qtr	1st Half	2nd Half	Total
Time of possession	5:36	7:47	6:52	5:42	13:23	12:34	25:57
3rd Down Conversions	1/4	0/2	1/4	2/4	1/6	3/8	4/14
Average field position	G29	G13	G25	G13	G22	G19	G21
4th Down Conversions	0/0	0/0	1/1	0/0	0/0	1/1	1/1

TENNESSEE

	1st Qtr	2nd Qtr	3rd Qtr	4th Qtr	1st Half	2nd Half	Total
Time of possession	9:24	7:13	8:08	9:18	16:37	17:26	34:03
3rd Down Conversions	3/5	1/6	2/3	2/4	4/11	4/7	8/18
Average field position	T25	T40	T37	T27	T33	T32	T33
4th Down Conversions	0/0	2/2	0/0	0/0	2/2	0/0	2/2

TENNESSEE AT ALABAMA (OCT. 24)

Team	Qtr	Spot	Drive Started Time	Obtained	Spot	Time	How Lost	Consumed PI-Yds	TOP
UT	1st	T25	15:00	Kickoff	A25	11:04	Missed FG	11-50	3:56
UT	1st	T25	07:14	Kickoff	A00	03:00	* TOUCHDOWN	10-75	4:14
UT	1st	T20	00:12	Punt	T14	13:23	Punt	3-6	1:49
UT	2nd	T12	09:56	Punt	T19	08:23	Punt	4-7	1:33
UT	2nd	T25	06:06	Interception	T36	03:41	Punt	6-11	2:25
UT	2nd	T31	01:50	Punt	A33	00:00	Missed FG	6-36	1:50
UT	3rd	T33	09:00	Kickoff	T34	08:00	Punt	3-1	1:00
UT	3rd	T10	04:15	Punt	A33	14:06	Missed FG	13-57	5:09
UT	4th	T25	07:08	Kickoff	A00	05:49	* TOUCHDOWN	4-75	1:19
UT	4th	T25	02:24	Kickoff	T13	01:18	Fumble	4-12	1:06
UA	1st	A25	11:04	Missed FG	T00	07:14	* TOUCHDOWN	9-75	3:50
UA	1st	A33	03:00	Kickoff	T46	00:12	Punt	6-21	2:48
UA	2nd	A33	13:23	Punt	A50	09:56	Punt	8-17	3:27
UA	2nd	A40	08:23	Punt	T40	06:06	Interception	5-20	2:17
UA	2nd	A21	03:41	Punt	A13	01:50	Punt	3-8	1:51
UA	2nd	A33	00:00	Missed FG	A33	00:00	End of half	0-0	0:00
UA	3rd	A25	15:00	Kickoff	T02	09:00	* FIELD GOAL	12-73	6:00
UA	3rd	A31	08:00	Punt	A34	04:15	Punt	5-3	3:45
UA	4th	A33	14:06	Missed FG	T11	07:08	* FIELD GOAL	12-56	6:58
UA	4th	A29	05:49	Kickoff	T00	02:24	* TOUCHDOWN	8-71	3:25
UA	4th	T04	01:18	Fumble	T11	00:00	End of half	3-7	1:18

TENNESSEE

	1st Qtr	2nd Qtr	3rd Qtr	4th Qtr	1st Half	2nd Half	Total
Time of possession	8:22	7:25	5:15	3:19	15:47	8:34	24:21
3rd Down Conversions	2/3	3/6	2/3	0/1	5/9	2/4	7/13
Avg Field Position	T23	T22	T21	T25	T23	T23	T23
4th Down Conversions	0/0	0/0	0/0	0/0	0/0	0/0	0/0

ALABAMA

	1st Qtr	2nd Qtr	3rd Qtr	4th Qtr	1st Half	2nd Half	Total
Time of possession	6:38	7:35	9:45	11:41	14:13	21:26	35:39
3rd Down Conversions	1/2	1/3	1/3	2/4	2/5	3/7	5/12
Avg Field Position	A29	A31	A28	T48	A30	A42	A36
4th Down Conversions	0/0	0/0	0/0	0/0	0/0	0/0	0/0

TENNESSEE AT KENTUCKY (OCT. 31)

Team	Qtr	Spot	Drive Started Time	Obtained	Spot	Time	How Lost	Consumed PI-Yds	TOP
UT	1st	T34	12:58	Punt	K23	08:23	Fumble	12-43	4:35
UT	1st	T25	08:23	Kickoff	K38	06:11	Punt	7-37	2:12
UT	1st	K44	04:35	Punt	K00	02:45	* TOUCHDOWN	5-44	1:50
UT	1st	T36	01:06	Punt	K26	11:54	* FIELD GOAL	13-38	4:12
UT	2nd	T25	05:39	Kickoff	K00	05:26	* TOUCHDOWN	1-75	0:13
UT	2nd	T25	02:29	Punt	K00	00:40	* TOUCHDOWN	6-75	1:49
UT	3rd	T25	15:00	Kickoff	K00	10:56	* TOUCHDOWN	9-75	4:04
UT	3rd	K04	10:20	Interception	K00	10:14	* TOUCHDOWN	1-4	0:06
UT	3rd	K00	08:19	Kickoff	K00	08:19	* TOUCHDOWN	0-0	0:00
UT	3rd	K00	05:29	Punt	K00	05:29	* TOUCHDOWN	0-0	0:00
UT	3rd	T19	00:36	Punt	T21	14:20	Interception	3-2	1:16
UT	4th	T17	11:29	Downs	T13	09:09	Punt	3-4	2:20
UT	4th	T13	06:51	Fumble	K14	00:00	End of half	10-73	6:51

UK	1st	K25	15:00	Kickoff	K25	12:58	Punt	3-0	2:02
UK	1st	K23	08:23	Fumble	K23	08:23	* TOUCHDOWN	0-0	0:00
UK	1st	K10	06:11	Punt	K16	04:35	Punt	3-6	1:36
UK	1st	K20	02:36	Kickoff	K23	01:06	Punt	5-3	1:30
UK	2nd	K25	11:54	Kickoff	T00	05:39	* TOUCHDOWN	14-75	6:15
UK	2nd	K11	05:19	Kickoff	K31	02:29	Punt	6-20	2:50
UK	2nd	K27	00:40	Kickoff	T43	00:00	End of half	5-30	0:40
UK	3rd	K25	10:56	Kickoff	K35	10:20	Interception	3-10	0:36
UK	3rd	K25	10:14	Kickoff	T00	08:34	* TOUCHDOWN	4-75	1:40
UK	3rd	K25	08:19	Kickoff	K39	05:29	Punt	6-14	2:50
UK	3rd	K25	05:29	Kickoff	T44	00:36	Punt	7-31	4:53
UK	4th	T25	14:20	Interception	T17	11:29	Downs	4-8	2:51
UK	4th	K43	09:09	Punt	T13	06:51	Fumble	5-44	2:18

TENNESSEE

	1st Qtr	2nd Qtr	3rd Qtr	4th Qtr	1st Half	2nd Half	Total
Time of possession	9:43	5:08	5:01	9:51	14:51	14:52	29:43
3rd Down Conversions	4/7	2/3	2/2	0/3	6/10	2/5	8/15
Avg Field Position	T37	T25	K40	T15	T33	T45	T39
4th Down Conversions	1/1	0/0	0/0	1/1	1/1	1/1	2/2

KENTUCKY

	1st Qtr	2nd Qtr</
--	---------	-----------

2015 STATISTICS - DRIVE CHARTS

TENNESSEE VS. SOUTH CAROLINA (NOV. 7)

Team	Qtr	Drive Started			Drive Ended			Consumed	
		Spot	Time	Obtained	Spot	Time	How Lost	PI-Yds	TOP
SC	1st	S19	11:52	Kickoff	S32	9:22	Punt	5-13	2:30
SC	1st	S25	07:56	Kickoff	S22	6:13	Punt	3--3	1:43
SC	1st	T32	06:03	Fumble	T28	3:56	Missed FG	5-4	2:07
SC	1st	S10	01:37	Punt	T30	11:15	Downs	11-60	5:22
SC	2nd	S25	05:00	Kickoff	T25	1:03	*FIELD GOAL	11-50	3:57
SC	2nd	S00	00:00	Interception	S00	00:00	End of half	0-0	0:00
SC	3rd	S25	15:00	Kickoff	S25	13:24	Punt	3-0	1:36
SC	3rd	S20	12:02	Punt	T00	9:10	*TOUCHDOWN	11-80	2:52
SC	3rd	T13	08:48	Fumble	T00	8:29	*TOUCHDOWN	4-13	0:39
SC	3rd	S25	04:25	Kickoff	T00	0:48	*TOUCHDOWN	9-75	3:37
SC	4th	S27	14:16	Punt	S20	12:02	Punt	3--7	2:14
SC	4th	S15	09:09	Kickoff	S23	7:44	Punt	3-8	1:25
SC	4th	S20	06:53	Punt	S45	3:06	Punt	7-25	3:47
SC	4th	S24	01:14	Punt	T13	00:32	Fumble	6-63	0:42
UT	1st	T33	15:00	Kickoff	S00	11:57	*TOUCHDOWN	8-67	3:03
UT	1st	T25	09:22	Punt	S00	07:56	*TOUCHDOWN	6-75	1:26
UT	1st	T30	06:13	Punt	T32	06:03	Fumble	1-2	0:10
UT	1st	T29	03:56	Missed FG	S38	01:37	Punt	7-33	2:19
UT	2nd	T30	11:15	Downs	S26	05:00	*FIELD GOAL	14-44	6:15
UT	2nd	T34	01:03	Kickoff	S43	00:00	Interception	6-23	1:03
UT	3rd	T41	13:24	Punt	T42	12:02	Punt	3-1	1:22
UT	3rd	T17	09:04	Kickoff	T13	08:48	Fumble	1-4	0:16
UT	3rd	T25	08:29	Kickoff	S00	04:25	*TOUCHDOWN	11-75	4:04
UT	3rd	T25	00:48	Kickoff	T33	14:16	Punt	3-8	1:32
UT	4th	T30	12:02	Punt	S09	09:14	*FIELD GOAL	10-61	2:48
UT	4th	T49	07:44	Punt	T50	06:53	Punt	3-1	0:51
UT	4th	T09	03:06	Punt	T18	01:14	Punt	3-9	1:52
UT	4th	T13	00:32	Fumble	T05	00:00	End of half	1--8	0:32

SOUTH CAROLINA

	1st Qtr	2nd Qtr	3rd Qtr	4th Qtr	1st Half	2nd Half	Total
Time of possession	8:02	7:42	8:24	8:13	15:44	16:37	32:21
3rd Down Conversions	1/4	2/4	2/4	1/5	3/8	3/9	6/17
Avg Field Position	S30	S25	S39	S21	S29	S30	S30
4th Down Conversions	0/0	0/1	1/1	0/0	0/1	1/1	1/2

TENNESSEE

	1st Qtr	2nd Qtr	3rd Qtr	4th Qtr	1st Half	2nd Half	Total
Time of possession	6:58	7:18	6:36	6:47	14:16	13:23	27:39
3rd Down Conversions	3/4	1/4	3/4	2/6	4/8	5/10	9/18
Avg Field Position	T29	T32	T27	T25	T30	T26	T27
4th Down Conversions	0/0	1/1	0/0	0/0	1/1	0/0	1/1

TENNESSEE VS. NORTH TEXAS (NOV. 14)

Team	Qtr	Drive Started			Drive Ended			Consumed	
		Spot	Time	Obtained	Spot	Time	How Lost	PI-Yds	TOP
NT	1st	N31	13:46	Kickoff	N31	12:29	Punt	3-0	1:17
NT	1st	N04	08:35	Punt	T48	2:29	Punt	10-48	6:06
NT	2nd	N25	14:57	Kickoff	N43	11:15	Downs	7-18	3:42
NT	2nd	N08	10:21	Punt	N47	6:07	Downs	8-39	4:14
NT	2nd	N35	02:41	Kickoff	N27	1:35	Punt	3--8	1:06
NT	2nd	N06	00:38	Interception	N05	00:00	End of half	1--1	0:38
NT	3rd	N25	15:00	Kickoff	N50	10:27	Punt	7-25	4:33
NT	3rd	N12	07:24	Punt	T45	3:01	Punt	7-43	4:23
NT	4th	N14	13:42	Kickoff	N27	11:15	Punt	5-13	2:27
NT	4th	N15	07:58	Punt	N31	6:22	Punt	4-16	1:36
NT	4th	T48	04:36	Punt	T47	3:49	Punt	3-1	0:47
UT	1st	T44	15:00	Kickoff	N00	13:51	*TOUCHDOWN	5-56	1:09
UT	1st	T26	12:29	Punt	N35	8:35	Punt	10-39	3:54
UT	1st	T29	02:29	Punt	N00	14:57	*TOUCHDOWN	8-71	2:32
UT	2nd	N43	11:15	Downs	N43	10:21	Punt	3-0	0:54
UT	2nd	N46	06:07	Downs	N16	2:41	*FIELD GOAL	8-30	3:26
UT	2nd	N45	01:35	Punt	N20	0:38	Interception	5-25	0:57
UT	3rd	T23	10:27	Punt	T44	7:24	Punt	6-21	3:03
UT	3rd	T20	03:01	Punt	N00	13:47	*TOUCHDOWN	12-80	4:14
UT	4th	T11	11:15	Punt	T43	7:58	Punt	8-32	3:17
UT	4th	T28	06:22	Punt	T25	4:36	Punt	3--3	1:46
UT	4th	T28	03:49	Punt	N14	00:00	End of half	9-58	3:49

NORTH TEXAS

	1st Qtr	2nd Qtr	3rd Qtr	4th Qtr	1st Half	2nd Half	Total
Time of possession	7:28	9:40	8:56	4:55	17:08	13:51	30:59
3rd Down Conversions	1/3	1/4	0/2	0/3	2/7	0/5	2/12
Avg Field Position	N17	N18	N18	N27	N18	N23	N20
4th Down Conversions	0/0	0/2	0/0	0/0	0/2	0/0	0/2

TENNESSEE

	1st Qtr	2nd Qtr	3rd Qtr	4th Qtr	1st Half	2nd Half	Total
Time of possession	7:32	5:20	6:04	10:05	12:52	16:09	29:01
3rd Down Conversions	1/3	2/4	2/4	2/5	3/7	4/9	7/16
Avg Field Position	T33	N45	T21	T22	T44	T22	T34
4th Down Conversions	1/1	0/0	0/0	2/2	1/1	2/2	3/3

TENNESSEE AT MISSOURI (NOV. 21)

Team	Qtr	Drive Started			Drive Ended			Consumed	
		Spot	Time	Obtained	Spot	Time	How Lost	PI-Yds	TOP
UT	1st	V49	12:02	Interception	H16	8:19	*FIELD GOAL	8-35	3:43
UT	1st	V44	06:28	Punt	V49	5:03	Punt	3-5	1:25
UT	1st	H40	03:06	Punt	H04	1:05	*FIELD GOAL	7-36	2:01
UT	1st	V48	00:10	Punt	H25	12:59	*FIELD GOAL	5-27	2:11
UT	2nd	V37	12:08	Fumble	H12	8:32	Missed FG	11-51	3:36
UT	2nd	V22	06:46	Punt	V39	4:44	Punt	4-17	2:02
UT	2nd	V36	03:18	Punt	H00	0:17	*TOUCHDOWN	10-64	3:01
UT	3rd	V24	14:53	Kickoff	V47	11:33	Punt	6-23	3:20
UT	3rd	H44	09:32	Punt	H12	5:13	*FIELD GOAL	9-32	4:19
UT	3rd	V40	03:42	Punt	H39	1:47	Punt	4-21	1:55
UT	3rd	V20	00:59	Punt	V21	14:10	Punt	3-1	1:49
UT	4th	V43	09:42	Kickoff	V49	7:55	Punt	3-6	1:47
UT	4th	V26	06:08	Punt	H41	1:13	Punt	8-33	4:55
MIZ	1st	H35	15:00	Kickoff	H42	12:02	Interception	6-7	2:58
MIZ	1st	H23	08:15	Kickoff	H29	6:28	Punt	3-6	1:47
MIZ	1st	H05	05:03	Punt	H08	3:06	Punt	3-3	1:57
MIZ	1st	H06	00:58	Kickoff	H09	0:10	Punt	3-3	0:48
MIZ	2nd	H23	12:53	Kickoff	V37	12:08	Fumble	3-40	0:45
MIZ	2nd	H20	08:32	Missed FG	H38	6:46	Punt	5-18	1:46
MIZ	2nd	H20	04:44	Punt	H19	3:18	Punt	3--1	1:26
MIZ	2nd	H32	00:13	Kickoff	H30	00:00	End of half	1--2	0:13
MIZ	3rd	H10	11:33	Punt	H10	9:32	Punt	3-0	2:01
MIZ	3rd	H11	05:08	Kickoff	H20	3:42	Punt	3-9	1:26
MIZ	3rd	H08	01:47	Punt	V48	0:59	Punt	4-44	0:48
MIZ	4th	H50	14:10	Punt	V00	9:49	*TOUCHDOWN	11-50	4:21
MIZ	4th	H20	07:55	Punt	H35	6:08	Punt	5-15	1:47
MIZ	4th	H08	01:13	Punt	H41	00:00	End of half	6-33	1:13

TENNESSEE

	1st Qtr	2nd Qtr	3rd Qtr	4th Qtr	1st Half	2nd Half	Total
Time of possession	7:19	10:40	10:40	7:39	17:59	18:19	36:18
3rd Down Conversions	1/4	4/7	2/5	1/4	5/11	3/9	8/20
Avg Field Position	V50	V31	V35	V34	V42	V34	V38
4th Down Conversions	0/0	0/0	0/0	0/0	0/0	0/0	0/0

MISSOURI

	1st Qtr	2nd Qtr	3rd Qtr	4th Qtr	1st Half	2nd Half	Total
Time of possession	7:41	4:20	4:20	7:21	12:01	11:41	23:42
3rd Down Conversions	1/5	0/2	0/3	1/5	1/7	1/8	2/15
Avg Field Position	H17	H23	H09	H26	H20	H17	H19
4th Down Conversions	0/0	0/0	0/0	2/2	0/0	2/2	2/2

GAME 1

BOWLING GREEN	10	10	10	0	-	30
#25 TENNESSEE	21	14	14	10	-	59

Sept. 5 | Nissan Stadium | Nashville, Tenn. | 3:02 p.m. | Attendance: 61,323



THE BREAKDOWN

	BGSU	UT
FIRST DOWNS	24	29
Rushing	7	17
Passing	16	10
Penalty	1	2
NET YARDS RUSHING	124	399
Rushing Attempts	34	64
Average Per Rush	3.6	6.2
Rushing Touchdowns	1	6
Yards Gained Rushing	159	411
Yards Lost Rushing	35	12
NET YARDS PASSING	433	205
Completions-Attempts-Int	29-51-0	15-23-0
Average Per Attempt	8.5	8.9
Average Per Completion	14.9	13.7
Passing Touchdowns	2	2
TOTAL OFFENSE YARDS	557	604
Total offense plays	85	87
Average Gain Per Play	6.6	6.9
Fumbles: Number-Lost	1-1	0-0
Penalties: Number-Yards	12-128	4-40
PUNTS-YARDS	6-292	3-141
Average Yards Per Punt	48.7	47.0
Net Yards Per Punt	31.7	39.3
Inside 20	1	1
50+ Yards	3	1
Touchbacks	0	0
Fair catch	1	1
KICKOFFS-YARDS	7-425	10-621
Average Yards Per Kickoff	60.7	62.1
Net Yards Per Kickoff	34.1	44.4
Touchbacks	4	5
Punt returns: Number-Yards-TD	2-23-0	3-102-0
Average Per Return	11.5	34.0
Kickoff returns: Number-Yds-TD	4-52-0	2-86-0
Average Per Return	13.0	43.0
Interceptions: Number-Yds-TD	0-0-0	0-0-0
Fumble Returns: Number-Yds-TD	0-0-0	0-0-0
Miscellaneous Yards	0	0
Possession Time	26:09	33:51
1st Quarter	6:54	8:06
2nd Quarter	7:24	7:36
3rd Quarter	7:28	7:32
4th Quarter	4:23	10:37
Third-Down Conversions	4 of 18	9 of 16
Fourth-Down Conversions	3 of 3	0 of 0
Red-Zone Scores-Chances	4-6	8-9
Touchdowns	2-6	7-9
Field goals	2-6	1-9
Sacks By: Number-Yards	1-6	3-27
PAT Kicks	3-3	8-8
Field Goals	3-4	1-3

NOTES

FOR THE RECORD

Serving as captains for Tennessee were Joshua Dobbs, Brian Randolph, Curt Maggitt and Jalen Reeves-Maybin.

GAME NOTES

#25/25 Tennessee won its first game as a ranked team since defeating Wisconsin in the 2008 Outback Bowl (2007 season).

Tennessee produced a pair of 100-yard rushers for the 16th time in school history, as Alvin Kamara carried the ball 15 times for 144 yards, while Jalen Hurd rolled up 123 yards on 23 tries.

The Vols finished with 399 rushing yards and nearly hit the 400 mark for the first time since Nov. 26, 1994, when they had 406 vs. Vanderbilt. It is the most since that game.

Jalen Hurd had his second consecutive and second overall multiple touchdown game, hitting paydirt three times vs. Bowling Green in the first half. He had two rushing TDs vs. Iowa in the Tax-Slayer Bowl last season.

Hurd hit the 100-yard rushing mark for the fifth time in his career and moved past the 1,000-yard rushing tally. He now has 1,022 in 14 games.

Ethan Wolf caught a pair of touchdown passes from Joshua Dobbs (11 and 18 yards), marking the first two scoring receptions of Wolf's career.

A pair of Vols playing their first games led the team statistically, as freshman Jauan Jennings had three catches for 56 receiving yards and redshirt sophomore Alvin Kamara produced 144 yards and two touchdowns on 15 rushes.

#25 Vols Power Past Bowling Green, 59-30

NASHVILLE, Tenn. -- No. 25 Tennessee ran for six touchdowns and picked up 399 of its 604 yards on the ground en route to a 59-30 victory over Bowling Green in Saturday's season opener at Nissan Stadium.

In a return home to the Midstate, sophomore running back Jalen Hurd ran for three touchdowns as Tennessee opened the 2015 season with its most points in a season opener since scoring 63 against Western Kentucky in 2009. Hurd, from the Nashville suburb of Hendersonville, ran for 123 yards. Backfield mate Alvin Kamara also went over the century mark with 144 yards (most-ever by a Vol in his debut) and two scores of his own in his Tennessee debut.

The Vols won their seventh consecutive season opener and have now won 19 of their last 21 openers. Tennessee has now won 21 consecutive openers played in the state of Tennessee, including two in Nashville (2002 and 2015), dating to 1986.

Quarterback Joshua Dobbs threw for 205 yards on 15-of-22 with two touchdowns to Ethan Wolf (11 yards and 18 yards).

Nashville native Josh Malone had three catches for 40 yards. Freshman Jauan Jennings led all UT receivers with 56 yards on three grabs.

The game was delayed 80 minutes in the middle of the third quarter after lightning was detected in the area.

Bowling Green quarterback Matt Johnson piled up 424 yards through the air, going 27-for-49 with two touchdowns. Gehrig Dieter had a career day with seven catches for 133 yards with a score.

The Falcons had 557 yards of total offense. Tennessee finished with 604 yards, its most since racking up 645 against South Carolina on Nov. 1, 2014.

After giving up and early field goal to the Falcons, Tennessee responded fast with three touchdowns, all on the ground as Hurd ran in from 8 and 1 yards while Kamara went around the left end for a 10-yard scamper. That put the Vols up 21-3 with five minutes left in the first quarter. The three scoring drives came in a total time of 5:19 (for an average drive of 1:46).

Bowling Green responded with the game's next three scores to draw within one point at 21-20 with 5:31 left in the first half. Johnson connected on a pair of scoring passes to Hunter Folkertsma (11 yards) and Gehrig Dieter (31 yards).

Hurd's third score of the game and Wolf's scoring catch pushed the Vols' lead back to 15 at halftime, 35-20.

The Falcons refused to quit as Ryan Burbrink's seven-yard rushing TD capped a five-play, 75-yard drive that pulled Bowling Green to within one score at 35-27 with 11:33 left in the third.

Dobbs found Wolf over the middle for an 18-yard score in the ensuing UT possession and the Vols answered a BGSU field goal with an electrifying 56-yard touchdown run by Kamara.

Tennessee pulled away with 10 more points scored in the fourth quarter off an 18-yard TD run by Dobbs and a 26-yard field goal by Aaron Medley.

SCORING SUMMARY

Team	Qtr	Time	Scoring Play	Conversion	Plays	TOP	Score
BGSU	1st	12:43	Tate 40 yd field goal		7-53	2:17	3-0
UT	1st	8:59	Hurd 8 yd run	Medley kick	10-75	3:44	3-7
UT	1st	7:18	Kamara 10 yd run	Medley kick	2-29	0:22	3-14
UT	1st	5:07	Hurd 1 yd run	Medley kick	4-24	1:13	3-21
BGSU	1st	2:47	Folkertsma 11 yd pass from Johnson	Tate kick	8-75	2:20	10-21
BGSU	2nd	11:00	Dieter 31 yd pass from Johnson	Tate kick	6-94	2:13	17-21
BGSU	2nd	5:31	Tate 37 yd field goal		14-55	3:59	20-21
UT	2nd	1:52	Hurd 13 yd run	Medley kick	11-75	3:39	20-28
UT	2nd	:24	Wolf 11 yd pass from Dobbs	Medley kick	5-29	0:40	20-35
BGSU	3rd	11:33	Burbrink 7 yd run	Tate kick	5-75	1:14	27-35
UT	3rd	11:17	Wolf 18 yd pass from Dobbs	Medley kick	1-18	0:06	27-42
BGSU	3rd	4:26	Tate 25 yd field goal		13-62	4:04	30-42
UT	3rd	:03	Kamara 56 yd run	Medley kick	1-56	0:11	30-49
UT	4th	10:02	Dobbs 18 yd run	Medley kick	9-94	3:12	30-56
UT	4th	3:08	Medley 26 yd field goal		11-45	5:37	30-59

STAT LEADERS

BOWLING GREEN

Rushing	Att	Yds	TD	Long	Avg.
Coppet	12	63	0	31	5.2
Greene	9	34	0	18	3.8
Johnson	10	22	0	20	2.2
Burbrink	1	7	1	7	7.0
Wilson	1	-1	0	0	-1.0
Moore	1	-1	0	0	-1.0
Totals	34	124	1	31	3.6

Passing	C-A-I	Yds	TD	Long	Sack
Johnson	27-49-0	424	2	45	3
Knapke	2-2-0	9	0	7	0
Totals	29-51-0	433	2	45	3

Receiving	No.	Yds	TD	Long
Dieter	7	133	1	38
Moore	5	95	0	45
Burbrink	4	70	0	34
Gallon	3	45	0	20
Lewis	2	49	0	45
Redding	2	12	0	13
Greene	2	3	0	7
Folkertsma	1	11	1	11
Coppet	1	8	0	8
Lee	1	5	0	5
Wilson	1	2	0	2
Totals	29	433	2	45

TENNESSEE

Rushing	Att	Yds	TD	Long	Avg.
Kamara	15	144	2	56	9.6
Hurd	23	123	3	13	5.3
Dobbs	12	89	1	30	7.4
Kelly	8	29	0	9	3.6
Dormady	3	10	0	6	3.3
Jennings	2	3	0	4	1.5
Pearson	1	1	0	1	1.0
Totals	64	399	6	56	6.2

Passing	C-A-I	Yds	TD	Long	Sack
Dobbs	15-22-0	205	2	45	1
Dormady	0-1-0	0	0	0	0
Totals	15-23-0	205	2	45	1

Receiving	No.	Yds	TD	Long
Jennings	3	56	0	30
Malone	3	40	0	16
Et. Wolf	3	35	2	18
Pearson	2	48	0	45
Johnson	2	27	0	16
Kamara	2	-1	0	2
Totals	15	205	2	45

GAME 2

#19 OKLAHOMA	O	3	O	14	14	31
#23 TENNESSEE	10	7	O	O	7	24

Sept. 12 | Neyland Stadium | Knoxville, Tenn. | 6:01 p.m. | Attendance: 102,455



THE BREAKDOWN

	OU	UT
FIRST DOWNS	20	19
Rushing	9	11
Passing	7	7
Penalty	4	1
NET YARDS RUSHING	161	129
Rushing Attempts	48	45
Average Per Rush	3.4	2.9
Rushing Touchdowns	1	2
Yards Gained Rushing	175	186
Yards Lost Rushing	14	57
NET YARDS PASSING	187	125
Completions-Attempts-Int	19-39-2	13-31-1
Average Per Attempt	4.8	4.0
Average Per Completion	9.8	9.6
Passing Touchdowns	3	1
TOTAL OFFENSE YARDS	348	254
Total offense plays	87	76
Average Gain Per Play	4.0	3.3
Fumbles: Number-Lost	1-0	2-0
Penalties: Number-Yards	9-67	10-80
PUNTS-YARDS	8-347	9-450
Average Yards Per Punt	43.4	50.0
Net Yards Per Punt	43.0	43.3
Inside 20	2	3
50+ Yards	2	5
Touchbacks	0	1
Fair catch	3	1
KICKOFFS-YARDS	4-257	4-260
Average Yards Per Kickoff	64.2	65.0
Net Yards Per Kickoff	39.5	42.5
Touchbacks	1	3
Punt returns: Number-Yards-TD	4-40-0	2-3-0
Average Per Return	10.0	1.5
Kickoff returns: Number-Yards-TD	1-15-0	3-74-0
Average Per Return	15.0	24.7
Interceptions: Number-Yards-TD	1-5-0	2-5-0
Fumble Returns: Number-Yards-TD	0-0-0	0-0-0
Miscellaneous Yards	0	0
Possession Time	32:40	27:20
1st Quarter	6:32	8:28
2nd Quarter	8:35	6:25
3rd Quarter	6:14	8:46
4th Quarter	11:19	3:41
Third-Down Conversions	9 of 20	6 of 18
Fourth-Down Conversions	1 of 2	0 of 0
Red-Zone Scores-Chances	5-5	4-4
Touchdowns	4-5	3-4
Field goals	1-5	1-4
Sacks By: Number-Yards	3-30	2-3
PAT Kicks	4-4	3-3
Field Goals	1-1	1-2

NOTES

FOR THE RECORD

Serving as captains for Tennessee today were Joshua Dobbs, Brian Randolph and Curt Maggitt.

GAME NOTES

Redshirt senior defensive tackle Owen Williams got the first start of his career.

This was the 17th overtime game in Tennessee history, and the Vols fell to 11-6 in those contests.

This was the ninth OT game at Neyland Stadium, and the Big Orange is 6-3.

Jalen Hurd recorded his second 100-yard game of the season, finishing with 109 on 24 carries with a touchdown.

Hurd now has six career 100-yard rushing games, including the last three games he has played.

Sophomore strong safety Todd Kelly Jr. came up with the Vol defense's first big play of the day, an interception of a Baker Mayfield pass and a four-yard return to the UT 49 with 13:01 remaining in the first quarter. It was Kelly's and UT's first pick of the year.

Kelly added his second interception of the night with :34 remaining in the third, when he stepped in front of a Mayfield pass and had a one-yard return. Kelly now has five picks for his career and collected his (and UT's) second INT of the season.

The last UT player with two or more interceptions in a game was Brian Randolph vs. Western Kentucky on Sept. 7, 2013.

Redshirt sophomore Trevor Daniel averaged 50.0 on nine punts, booming kicks of 52, 58, 61, 55 and 51 yards to bump his total to six over +50 this season.

#23 Vols Fall to #19/17 Sooners, 31-24 (2OT)

KNOXVILLE, Tenn. -- No. 23 Tennessee took a 17-3 lead into halftime, but a late second-half surge by No. 19/17 Oklahoma resulted in a 31-24 double-overtime loss for the Vols on Saturday before a sold-out crowd at Neyland Stadium.

The Vols (1-1) and Sooners (2-0) traded touchdowns in the first overtime. OU won the coin toss and elected to play on defense. Jalen Hurd ran in an eight-yard score and Sooners quarterback Baker Mayfield answered with a one-yard TD run on the other end.

In double overtime, the Sooners took their first and only lead of the night when Mayfield hit Sterling Shepard for an 18-yard score. The Vols chance to send the game into triple overtime ended when Zack Sanchez intercepted a Joshua Dobbs pass on 3rd-and-12.

The loss ended UT's 20-game win streak in home openers at Neyland Stadium.

Saturday's game also marked Neyland Stadium's non-conference contest with a ranked UT team facing a ranked foe since the No. 23 Vols defeated No. 9 Cal, 35-18, on Sept. 2, 2006.

The Vols had 254 yards of offense. Hurd ran for 109 yards and one touchdown on 24 carries, marking the ninth 100-yard rushing performance of his career. Hurd's 106 rushing yards are the most OU has allowed to a single player since Oklahoma State's Desmond Roland ran for 144 on Nov. 7, 2013. Dobbs completed 13 of 31 passes for 125 yards with one touchdown and one interception and also rushed for 12 yards and a score.

Josh Smith led all Tennessee receivers with four receptions for 56 yards.

Mayfield overcame a slow start to finish 19-of-39 for 187 yards with three touchdowns and two interceptions. The OU quarterback ran for 30 of his 46 rushing yards in the second half and also ran for a touchdown. Shepard hauled in seven catches for 74 yards and two scores. Samaje Perine ran for 78 yards on 23 carries and had one receiving TD.

Todd Kelly Jr. ignited the home crowd two minutes in when he intercepted a pass from Mayfield at midfield. The Vols proceeded to take a 3-0 lead after an 11-play, 50-yard drive that ended with a 19-yard field goal by Aaron Medley.

Tennessee scored the first touchdown with 1:56 left in the first quarter when Dobbs connected with Josh Malone for a nine-yard score to wrap an eight-play, 51-yard drive and push the Vols' lead to 10-0. The touchdown was the second of Malone's career.

Oklahoma got on the scoreboard with just under five minutes left in the first half when Austin Seibert made a 35-yard field goal to wrap a nine-play, 57-yard drive.

Tennessee took a 17-3 lead into halftime. The Sooners had productive possessions in the second quarter and the teams entered the half nearly even in yards (Tennessee had 161, OU had 159) and time of possession (UT 14:53, OU 15:07). The Tennessee pass rush made a big impact on the OU passing attack with three quarterback hurries and the UT secondary accounted for three pass break-ups (two by Emmanuel Moseley) in the first half. Mayfield was just 7-of-20 passing with 77 yards and a pick at the half.

The Vols' defense contained OU in the third quarter and seemed to have some momentum going into the fourth quarter. With 40 seconds left in the third, Kelly intercepted Mayfield for the second time.

OU pulled to within 17-10 with 8:20 remaining when Mayfield found Perine for a two-yard touchdown pass, completing a 14-play, 80-yard drive.

The Sooners sent the game into overtime when Mayfield threw a five-yard touchdown pass to Shepard with 40 seconds left in regulation.

The Vols next host Western Carolina on Sept. 19 at Neyland Stadium. That game will feature a 7 p.m. ET broadcast on ESPN.

SCORING SUMMARY

Team	Qtr	Time	Scoring Play	Conversion	Plays	TOP	Score
UT	1st	9:51	Medley 19 yd field goal		11-50	3:10	0 - 3
UT	1st	1:56	Malone 9 yd pass from Dobbs	Medley kick	8-51	3:01	0 - 10
UT	2nd	12:14	Dobbs 4 yd run	Medley kick	4-55	1:18	0 - 17
OU	2nd	4:56	Seibert 35 yd field goal		9-56	2:47	3 - 17
OU	4th	8:20	Perine 2 yd pass from Mayfield	Seibert kick	14-80	5:53	10 - 17
OU	4th	0:40	Shepard 5 yd pass from Mayfield	Seibert kick	13-60	5:26	17 - 17
UT	OT	15:00	Hurd 8 yd run	Medley kick	5-25	0:00	17 - 24
OU	OT	15:00	Mayfield 1 yd run	Seibert kick	5-25	0:00	24 - 24
OUT	OT	15:00	Shepard 18 yd pass from Mayfield	Seibert kick	3-25	0:00	31 - 24

STAT LEADERS

OKLAHOMA

Rushing	Att	Yds	TD	Long	Avg.
Perine	23	78	0	11	3.4
Mayfield	14	46	1	7	3.3
Mixon	10	38	0	16	3.8
Westbrook	1	-1	0	0	-1.0
Totals	48	161	1	16	3.4

Passing	C-A-I	Yds	TD	Long	Sack
Mayfield	19-39-2	187	3	29	2
Totals	19-39-2	187	3	29	2

Receiving	No.	Yds	TD	Long
Shepard	7	74	2	19
Westbrook	4	54	0	18
Perine	3	5	1	7
Neal	2	34	0	29
Mixon	2	13	0	7
Alexander	1	7	0	7
Totals	19	187	3	29

TENNESSEE

Rushing	Att	Yds	TD	Long	Avg.
Hurd	24	109	1	31	4.4
Dobbs	14	12	1	15	0.9
Howard	1	12	0	12	12.0
Kamara	4	4	0	3	1.0
TEAM	1	-2	0	0	-2.0
Pearson	1	-3	0	0	-3.0
Totals	45	129	2	31	2.9

Passing	C-A-I	Yds	TD	Long	Sack
Dobbs	13-31-1	125	1	20	3
Totals	13-31-1	125	1	20	3

Receiving	No.	Yds	TD	Long
Smith	4	56	0	20
Malone	2	19	1	10
Johnson	2	18	0	11
North	1	9	0	9
Howard	1	8	0	8
Et. Wolf	1	5	0	5
Kamara	1	5	0	5
Jennings	1	5	0	5
Totals	13	125	1	20

GAME 3

W. CAROLINA	0	3	0	7	-	10
TENNESSEE	10	31	14	0	-	55

Sept. 19 | Neyland Stadium | Knoxville, Tenn. | 7:01 p.m. | Attendance: 102,136



THE BREAKDOWN

	WCU	UT
FIRST DOWNS	9	25
Rushing	6	13
Passing	3	10
Penalty	0	2
NET YARDS RUSHING	189	210
Rushing Attempts	33	49
Average Per Rush	5.7	4.3
Rushing Touchdowns	1	2
Yards Gained Rushing	204	236
Yards Lost Rushing	15	26
NET YARDS PASSING	90	237
Completions-Attempts-Int	11-22-1	21-29-0
Average Per Attempt	4.1	8.2
Average Per Completion	8.2	11.3
Passing Touchdowns	0	3
TOTAL OFFENSE YARDS	279	447
Total offense plays	55	78
Average Gain Per Play	5.1	5.7
Fumbles: Number-Lost	4-2	0-0
Penalties: Number-Yards	4-42	3-15
PUNTS-YARDS	10-404	5-209
Average Yards Per Punt	40.4	41.8
Net Yards Per Punt	35.0	41.8
Inside 20	4	5
50+ Yards	3	1
Touchbacks	0	0
Fair catch	0	2
KICKOFFS-YARDS	3-159	10-593
Average Yards Per Kickoff	53.0	59.3
Net Yards Per Kickoff	14.7	41.1
Touchbacks	0	2
Punt returns: Number-Yards-TD	0-0-0	3-54-1
Average Per Return	0.0	18.0
Kickoff returns: Number-Yds-TD	6-132-0	2-115-1
Average Per Return	22.0	57.5
Interceptions: Number-Yds-TD	0-0-0	1-57-0
Fumble Returns: Number-Yds-TD	0-0-0	0-0-0
Miscellaneous Yards	0	0
Possession Time	27:06	32:54
1st Quarter	7:10	7:50
2nd Quarter	7:00	8:00
3rd Quarter	8:55	6:05
4th Quarter	4:01	10:59
Third-Down Conversions	1 of 12	5 of 14
Fourth-Down Conversions	0 of 0	1 of 2
Red-Zone Scores-Chances	1-1	5-5
Touchdowns	0-1	3-5
Field goals	1-1	2-5
Sacks By: Number-Yards	2-16	0-0
PAT Kicks	1-1	7-7
Field Goals	1-1	2-2

NOTES

FOR THE RECORD

Serving as captains for Tennessee tonight were Joshua Dobbs, Brian Randolph and Jalen Reeves-Maybin.

GAME NOTES

Tennessee recorded a kickoff return and a punt return in the same game for the first time since 1950 vs. Washington & Lee, when Bert Rechichar ran back a punt 100 yards and Jimmy Hahn returned a kickoff 83 yards.

Alvin Kamara became only the second Vol to rush for a TD (two yards) and return a punt for a TD (50 yards) in the same game. He joined Stanley Morgan, who did it vs. Maryland in 1975.

UT scored 138 points over its first three games, marking its most through three games since scoring 171 to start the 1914 season.

Preston Williams' 98 receiving yards marked the most by a freshman since Marquez North had 102 yards against South Carolina in 2013.

It was the first time a Tennessee receiver had scored a touchdown on his first reception since Jason Croom did so at Oregon in 2013.

The last time a Tennessee freshman had two TD catches in a game was DeAnthony Arnett, who made the only two touchdown receptions of his Volunteer career against Buffalo in 2011.

10 Vols made their playing debuts. Running back Joe Young and defensive lineman Quay Picou saw the first action, increasing UT's total of true freshman playing this season to 17, third-most in FBS.

Also seeing the field for the first time against WCU were TE Neiko Creamer, RB Jayson Sparks, DB Devin Williams, WR Logan Fetzner, WR Jaye Rochell, P Nate Renfro, WR Will Martinez and DB David Priddy.

Vols Fly Past Western Carolina, 55-10

KNOXVILLE, Tenn. -- Tennessee put up 31 points in the second quarter, capped by an 88-yard kickoff return by Evan Berry, and ran away with a 55-10 victory over Western Carolina on Saturday at Neyland Stadium.

Joshua Dobbs completed 15 of 21 passes for 144 yards and two touchdowns. He connected on 12 of his first 13 passes. Jalen Hurd rushed 11 times for 68 yards and a touchdown and caught two passes for 12 yards and a score.

Tennessee (2-1) finished with 447 yards of total offense and 169 special teams yards before a home crowd of 102,136. The UT defense held Western Carolina (1-2) to 279 offensive yards.

Tonight's win marked first time UT had recorded a kickoff return TD and a punt return TD in the same game since Oct. 28, 1950, against Washington & Lee.

UT has scored 138 points over its first three games, marking its most through three games since scoring 171 to start the 1914 season.

The Vols set the tone early when Cameron Sutton forced a fumble by Karnorris Benson and Derek Barnett recovered. On the ensuing UT drive, Dobbs hit Williams for a 25-yard touchdown strike to the left corner of the end zone for the freshman wideout's first career score.

On Tennessee's second drive, Aaron Medley made a 20-yard field goal to give UT a 10-0 advantage.

UT's 31 points in the second quarter were its most since scoring 35 points in the first quarter against Arkansas on Nov. 11, 2000.

The Vols' second-quarter scoring spree began when Dobbs found Hurd for a five-yard touchdown with Hurd diving for the pylon.

Medley connected on a 31-yard field goal with 5:12 left in the half. Hurd ran in an eight yard score and Alvin Kamara punched in a two-yard touchdown run in Tennessee's next two possessions to build the lead to 34-0.

Western Carolina put together one of its best drives of the night covering 51 yards over five plays to set up Logan Howard for a 32-yard field goal and the Catamounts' only points of the half.

On the ensuing kickoff, Berry spun his way out of a pile at midfield to sprint down the right sideline for the 88-yard score. It was Tennessee's first kickoff returned for a touchdown since Cordarrelle Patterson took a kick 98 yards for a score against Troy on Nov. 3, 2012.

The Vols took a 41-3 lead into halftime, marking their largest lead at the break since a 42-0 halftime advantage over Austin Peay in the 2013 season opener. UT had 285 total offensive yards in the first half to WCU's 118.

The Tennessee offense scored 14 more points in the third quarter. Four minutes into the half, Kamara returned a punt 50 yards for a touchdown, making him the second Vol ever to post a rushing touchdown and a punt return touchdown in the same game. The other Vol was Stanley Morgan in 1975 against Maryland.

Quinten Dormady found Williams for a 24-yard touchdown with 7:45 left in the third quarter to push UT's lead to 55-3. The score was the first touchdown pass of Dormady's collegiate career.

The Catamounts scored their lone touchdown of the night on Detrez Newsome's 64-yard touchdown run with 10:59 left in the fourth quarter.

SCORING SUMMARY

Team	Qtr	Time	Scoring Play	Conversion	Plays	TOP	Score
UT	1st	11:53	Williams 25 yd pass from Dobbs	Medley kick	5-51	1:34	0 - 7
UT	1st	6:23	Medley 20 yd field goal		12-86	3:43	0 - 10
UT	2nd	13:06	Hurd 5 yd pass from Dobbs	Medley kick	7-44	2:30	0 - 17
UT	2nd	5:12	Medley 31 yd field goal		11-54	3:33	0 - 20
UT	2nd	4:20	Hurd 8 yd run	Medley kick	1-8	0:08	0 - 27
UT	2nd	2:53	Kamara 2 yd run	Medley kick	3-21	0:37	0 - 34
WCU	2nd	1:00	Howard 32 yd field goal		5-51	1:53	3 - 34
UT	2nd	0:45	Berry 88 yd kickoff return	Medley kick			3 - 41
UT	3rd	11:23	Kamara 50 yd punt return	Medley kick			3 - 48
UT	3rd	7:45	Williams 24 yd pass from Dormady	Medley kick	6-90	2:05	3 - 55
WCU	4th	10:59	Newsome 64 yd run	Howard kick	4-81	1:40	10 - 55

STAT LEADERS

WESTERN CAROLINA

Rushing	Att	Yds	TD	Long	Avg.
Newsome	10	128	1	64	12.8
Holloway	8	27	0	9	3.4
Ramsey	8	20	0	5	2.5
Mitchell	5	8	0	11	1.6
Holcombe	2	6	0	9	3.0
Totals	33	189	1	64	5.7

Passing	C-A-I	Yds	TD	Long	Sack
Mitchell	6-14-1	47	0	16	0
Holcombe	5-8-0	43	0	15	0
Totals	11-22-1	90	0	16	0

Receiving	No.	Yds	TD	Long
Benson	3	38	0	16
Robinson	3	30	0	13
Ramsey	2	15	0	9
Holloway	2	5	0	5
Newsome	1	2	0	2
Totals	11	90	0	16

TENNESSEE

Rushing	Att	Yds	TD	Long	Avg.
Hurd	11	68	1	13	6.2
Kelly	13	59	0	7	4.5
Kamara	7	47	1	13	6.7
Young	9	18	0	8	2.0
Jennings	2	13	0	12	6.5
Dobbs	4	6	0	11	1.5
Howard	1	1	0	1	1.0
Dormady	2	-2	0	2	-1.0
Totals	49	210	2	13	4.3

Passing	C-A-I	Yds	TD	Long	Sack
Dobbs	15-21-0	144	2	25	1
Dormady	6-8-0	93	1	49	1
Totals	21-29-0	237	3	49	2

Receiving	No.	Yds	TD	Long
Malone	4	33	0	19
Williams	3	98	2	49
Et. Wolf	3	31	0	23
North	3	29	0	16
Jennings	2	15	0	12
Hurd	2	12	1	7
Smith	2	8	0	5
Pearson	1	9	0	9
Ellis	1	2	0	2
Totals	21	237	3	49

GAME 4

TENNESSEE	7	10	3	7	-	27
FLORIDA	7	0	7	14	-	28

Sept. 26 | Ben Hill Griffin Stadium | Gainesville, Fla. | 3:39 p.m. | Attendance: 90,527



THE BREAKDOWN

	UT	UF
FIRST DOWNS	20	17
Rushing	13	4
Passing	7	13
Penalty	0	0
NET YARDS RUSHING	254	109
Rushing Attempts	51	28
Average Per Rush	5.0	3.9
Rushing Touchdowns	2	2
Yards Gained Rushing	294	128
Yards Lost Rushing	40	19
NET YARDS PASSING	165	283
Completions-Attempts-Int.	12-19-0	23-43-1
Average Per Attempt	8.7	6.6
Average Per Completion	13.8	12.3
Passing Touchdowns	1	2
TOTAL OFFENSE YARDS	419	392
Total offense plays	70	71
Average Gain Per Play	6.0	5.5
Fumbles: Number-Lost	3-1	0-0
Penalties: Number-Yards	4-25	4-25
PUNTS-YARDS	6-308	7-347
Average Yards Per Punt	51.3	49.6
Net Yards Per Punt	46.3	40.6
Inside 20	2	3
50+ Yards	4	4
Touchbacks	0	1
Fair catch	1	1
KICKOFFS-YARDS	6-381	5-315
Average Yards Per Kickoff	63.5	63.0
Net Yards Per Kickoff	42.5	37.6
Touchbacks	2	2
Punt returns: Number-Yards-TD.	4-43-0	5-30-0
Average Per Return	10.8	6.0
Kickoff returns: Number-Yards-TD	3-77-0	4-76-0
Average Per Return	25.7	19.0
Interceptions: Number-Yards-TD	1--1-0	0-0-0
Fumble Returns: Number-Yards-TD.	0-0-0	0-0-0
Miscellaneous Yards	0	0
Possession Time	31:57	28:03
1st Quarter	8:03	6:57
2nd Quarter	7:04	7:56
3rd Quarter	8:52	6:08
4th Quarter	7:58	7:02
Third-Down Conversions	7 of 16	3 of 15
Fourth-Down Conversions	1 of 1	5 of 5
Red-Zone Scores-Chances	4-4	3-3
Touchdowns	2-4	3-3
Field goals	2-4	0-3
Sacks By: Number-Yards	3-16	3-22
PAT Kicks	3-3	4-4
Field Goals	2-3	0-0

NOTES

FOR THE RECORD

Serving as captains for Tennessee today were Joshua Dobbs, Brian Randolph and Curt Maggitt.

GAME NOTES

With 254 total team rushing yards, the Vols rushed for the most yards against Florida in the Modern Era.

Freshman Jauan Jennings recorded his first TD pass as a Vol, connecting with Joshua Dobbs for a 58-yard completion. The TD also marked Dobbs' first career TD reception.

With his 58-yard TD reception in the first quarter, Dobbs became the first Tennessee QB to catch a pass since Peyton Manning did so against Arkansas (10-yard reception) on 11/15/97.

Following a handoff from Dobbs, Alvin Kamara completed a 24-yard pass to TE Ethan Wolf in the second quarter. The pass marked the first of Kamara's career at UT and the first of the game for Wolf.

Dobbs was Tennessee's leading rusher against the Gators, rushing for 136 yards on 18 carries. His 100+ yard rushing game is the first by a Vol against Florida since Travis Stephens in 2001.

Jalen Hurd rushed for a one-yard touchdown in the second quarter and a 10-yard rushing TD in the fourth quarter. He now has scored at least one touchdown in his last five games and has had multiple TD games in four of his last five contests.

Saturday marked the first time in history Vols had two 100-yard rushers vs. Florida.

Trevor Daniel boomed two game-long, 56-yard punts, marking his 10th and 11th of 50+ yards.

LaDarrell McNeil intercepted a pass from UF QB Will Grier in the second quarter, marking his second interception in as many games. The interception marked his second of the year and the fifth of his career.

Vols Fall To Florida, 28-27

GAINESVILLE, Fla. -- Florida scored 14 points in the final five minutes to hand Tennessee a 28-27 loss on Saturday at Ben Hill Griffin Stadium and extend the Vols' losing streak to the Gators to 11 games.

A pair of first-half trick plays gave Tennessee (2-2, 0-1 SEC) early momentum, but Florida's (4-0, 2-0 SEC) offense caught fire late. Aaron Medley's 55-yard field goal attempt with time expiring went wide right.

The Vols racked up 254 yards on the ground, their most against the Gators in the modern era. Joshua Dobbs led the way with 136 yards on 18 carries. Jalen Hurd finished with 102 yards and two scores on 28 carries.

Dobbs completed 10 of 17 passes for 83 yards and also caught a 58-yard touchdown.

Ethan Wolf hauled in three catches for 45 yards and Alvin Kamara had three catches for 33 yards.

Florida quarterback Will Grier finished 23-of-42 for 283 yards, two touchdowns and one interception. Kelvin Taylor rushed for 102 yards and two touchdowns on 19 carries.

Tennessee outgained Florida in total yards, 419-392.

The Gators took a 7-0 lead when Taylor followed a 47-yard sprint down the right sideline with a five-yard rush to the outside for the game's first score.

Tennessee answered with 5:07 left in the first quarter on a 58-yard touchdown pass from Jauan Jennings to Dobbs. The trick play featured Dobbs throwing the ball to Jennings down the line of scrimmage, catching a short pass on the right sideline and outrunning the UF secondary for the first receiving touchdown of his career. The 58-yard touchdown also marked the first time a Tennessee quarterback had caught a pass since Peyton Manning caught a 10-yard pass against Arkansas on Nov. 15, 1997.

The Vols made a bold call with another trick play on a 4th-and-2 in the second quarter at the Florida 47. Kamara threw a 24-yard pass to Wolf over the middle and three plays later Hurd punched in a one-yard score to put Tennessee up 14-7.

A Dobbs 62-yard run up the left sideline set up a 34-yard field goal by Medley with three minutes left in the second quarter to give the Vols a 17-7 lead. Dobbs filled up the box score at the half with 107 rushing yards on eight carries, the 58-yard touchdown catch and 24 yards on 5-of-9 passing.

Tennessee's lead grew to 20-7 early in the third quarter when Medley connected on a 37-yard field goal on the Vols' opening drive of the second half.

Florida climbed to within one score on a four-yard touchdown run by Taylor with 5:42 left in the third.

The Vols finished the third quarter strong. Tennessee went 5-for-5 on third downs on a 16-play, 70-yard drive and Hurd capped it off with a 10-yard touchdown run to the left side to push the Vols' lead to 27-14.

The Gators would not go away quietly. Grier hit Brandon Powell for a four-yard score to cap a 17-play, 86-yard drive and draw Florida to within 27-21.

Florida took the lead with 1:26 remaining when Grier hit Antonio Callaway for a 63-yard touchdown pass down the right sideline.

Vols return to Neyland Stadium for their next two games, hosting Arkansas on Oct. 3 and Georgia on Oct. 10. The UT-Arkansas game will feature either a 7 p.m. ET start on ESPN or ESPN2 or a 7:30 p.m. ET start on SEC Network.

SCORING SUMMARY

Team	Qtr	Time	Scoring Play	Conversion	Plays	TOP	Score
UF	1st	10:23	Taylor 5 yd run	Powell kick	4-70	1:41	0 - 7
UT	1st	5:07	Dobbs 58 yd pass from Jennings	Medley kick	1-58	0:14	7 - 7
UT	2nd	8:18	Hurd 1 yd run	Medley kick	8-84	3:26	14 - 7
UT	2nd	3:13	Medley 34 yd field goal		6-70	2:26	17 - 7
UT	3rd	11:07	Medley 37 yd field goal		9-56	3:53	20 - 7
UF	3rd	5:42	Taylor 4 yd run	Powell kick	5-29	1:19	20 - 14
UT	4th	10:19	Hurd 10 yd run	Medley kick	16-70	7:26	27 - 14
UF	4th	4:09	Powell 5 yd pass from Grier	Powell kick	17-86	6:10	27 - 21
UF	4th	1:26	Callaway 63 yd pass from Grier	Powell kick	4-59	0:52	27 - 28

STAT LEADERS

TENNESSEE

Rushing	Att	Yds	TD	Long	Avg.
Dobbs	18	136	0	62	7.6
Hurd	28	102	2	21	3.6
Kamara	5	16	0	6	3.2
Totals	51	254	2	62	5.0

Passing	C-A-I	Yds	TD	Long	Sack
Dobbs	10-17-0	83	0	19	3
Kamara	1-1-0	24	0	24	0
Jennings	1-1-0	58	1	58	0
Totals	12-19-0	165	1	58	3

Receiving	No.	Yds	TD	Long
Et. Wolf	4	55	0	24
Kamara	3	33	0	19
Dobbs	1	58	1	58
Hurd	1	7	0	7
Smith	1	6	0	6
Ellis	1	5	0	5
Jennings	1	1	0	1
Totals	12	165	1	58

FLORIDA

Rushing	Att	Yds	TD	Long	Avg.
Taylor	19	102	2	47	5.4
Powell	1	7	0	7	7.0
Grier	8	0	0	12	0.0
Totals	28	109	2	47	3.9

Passing	C-A-I	Yds	TD	Long	Sack
Grier	23-42-1	283	2	63	3
Bailey	0-1-0	0	0	0	0
Totals	23-43-1	283	2	63	3

Receiving	No.	Yds	TD	Long
Robinson	6	48	0	14
Callaway	5	112	1	63
Powell	5	64	1	21
McGee	5	57	0	15
Goolsby	1	6	0	6
Taylor	1	-4	0	0
Totals	23	283	2	63

GAME 5

ARKANSAS	7	10	7	0	-	24
TENNESSEE	14	3	3	0	-	20

Oct. 3 | Neyland Stadium | Knoxville, Tenn. | 7:10 p.m. | Attendance: 101,265



THE BREAKDOWN

	ARK	UT
FIRST DOWNS	23	19
Rushing	12	8
Passing	10	11
Penalty	1	0
NET YARDS RUSHING	275	133
Rushing Attempts	50	33
Average Per Rush	5.5	4.0
Rushing Touchdowns	2	1
Yards Gained Rushing	298	153
Yards Lost Rushing	23	20
NET YARDS PASSING	219	232
Completions-Attempts-Int	11-24-0	20-37-0
Average Per Attempt	9.1	6.3
Average Per Completion	19.9	11.6
Passing Touchdowns	1	0
TOTAL OFFENSE YARDS	494	365
Total offense plays	74	70
Average Gain Per Play	6.7	5.2
Fumbles: Number-Lost	0-0	2-1
Penalties: Number-Yards	3-20	4-39
PUNTS-YARDS	5-209	4-186
Average Yards Per Punt	41.8	46.5
Net Yards Per Punt	34.8	38.5
Inside 20	2	0
50+ Yards	2	0
Touchbacks	0	1
Fair catch	2	0
KICKOFFS-YARDS	4-251	5-327
Average Yards Per Kickoff	62.8	65.4
Net Yards Per Kickoff	21.2	42.6
Touchbacks	1	3
Punt returns: Number-Yards-TD	1-12-0	3-35-0
Average Per Return	12.0	11.7
Kickoff returns: Number-Yds-TD	2-39-0	3-141-1
Average Per Return	19.5	47.0
Interceptions: Number-Yds-TD	0-0-0	0-0-0
Fumble Returns: Number-Yds-TD	0-0-0	0-0-0
Miscellaneous Yards	0	1
Possession Time	35:18	24:42
1st Quarter	7:08	7:52
2nd Quarter	6:13	8:47
3rd Quarter	10:45	4:15
4th Quarter	11:12	3:48
Third-Down Conversions	6 of 15	7 of 16
Fourth-Down Conversions	1 of 2	1 of 2
Red-Zone Scores-Chances	3-6	2-4
Touchdowns	2-6	1-4
Field goals	1-6	1-4
Sacks By: Number-Yards	1-8	0-0
PAT Kicks	3-3	2-2
Field Goals	1-2	2-3

NOTES

FOR THE RECORD

Serving as captains for Tennessee tonight were Joshua Dobbs, Brian Randolph, LaDarrell McNeil and Jalen Hurd.

GAME NOTES

True freshman wide receiver Preston Williams earned his first career start.

Williams is the third UT rookie to start this season, following in the footsteps of wide receiver Jauan Jennings and linebacker Darrin Kirkland Jr.

Tennessee is 6-2 against Arkansas in Knoxville, seeing a six-game home winning streak in the series halted.

UT now has scored on its opening possession in four of five games this season, getting a touchdown on three occasions.

Tennessee rushed for 93 yards in the first quarter and 129 total in the first half vs. the Razorbacks, who entered the contest allowing only 93.8 per game this season (ranked No. 2 in the SEC and 17th nationally).

With his passing total vs. the Hogs, Dobbs threw for 200 or more yards for the second time this season and the fifth time in his career.

Freshman Darrin Kirkland Jr. led Tennessee with four tackles in the first half, including three of the solo variety. He also had a quarterback hurry. He finished with a career-best total of seven tackles for the game.

Berry's KO return for a TD was the first game-opening kick return score by a Vol since Willie Gault took one back 92 yards vs. Kentucky in Neyland Stadium during the 1980 season.

Berry is the first Vol to have multiple kick returns for a touchdown in the same season since Willie Gault had three in 1980.

Vols Fall to Arkansas, 24-20

KNOXVILLE, Tenn. -- Evan Berry returned the opening kickoff 96 yards to the house to give Tennessee an early lead, but the Vols could not capitalize on late defensive stops to rally back from a second-half deficit, falling to Arkansas, 24-20, on Saturday at Neyland Stadium.

Joshua Dobbs finished 20-for-36 for 232 passing yards and had seven yards on seven carries with one rushing touchdown. Jalen Hurd had 90 yards on 19 carries in the loss.

"Too many missed tackles, but really at the end of the day and what it takes to play winning football, we just weren't able to make big plays at big moments of the game," Tennessee head coach Butch Jones said. "I give [Arkansas] credit. They were able to do that."

Berry ignited the home crowd of 101,265 when he returned the opening kickoff for a score. It marked the first time that the Vols had opened the game with a kickoff return touchdown since Nov. 22, 1980, when Willie Gault brought a kick back 92 yards for a score against Kentucky.

The Vols' offense started hot as well with Hurd sprinting 35 yards to the UT 46 on the first offensive play. Tennessee (2-3, 0-2 SEC) grew its lead to 14-0 when Dobbs dove for the front left pylon on a seven-yard run to cap an 11-play, 89-yard drive.

Arkansas (2-3, 1-1 SEC) got on the scoreboard with its next possession. A 52-yard pass from Brandon Allen to Drew Morgan put the Razorbacks at the UT 23 and three plays later Alex Collins ran for a touchdown from four yards out.

The Razorbacks knotted the game at 14-14 early in the second quarter when Allen connected with Dominique Reed on a 33-yard touchdown pass to complete a four-play, 80-yard drive.

Aaron Medley's 35-yard field goal with 9:54 left in the first half gave the Vols a 17-14 lead. The Vols went 58 yards on 14 plays on the drive, which featured a 19-yard pass from Dobbs to Alvin Kamara down the left sideline to bring UT to the Razorbacks' 21.

Arkansas drove 60 yards in nine plays to close the first half, tying the game at 17-17 with a 26-yard field goal by Cole Hedlund.

Tennessee had 275 yards at the half to Arkansas' 258. Hurd dominated the ground game with 89 yards on 15 carries before halftime.

The Razorbacks marched 80 yards down the field on the first drive of the second half with Collins punching in a one-yard score put Arkansas in front, 24-17.

Tennessee answered with a 45-yard Medley field goal, the second-longest of his career, to draw to within 24-20.

The Vols' defense kept the team in the game with three big stops.

On the ensuing Arkansas possession, Tennessee stopped the Razorbacks at their own 5-yard line and Shy Tuttle blocked a 22-yard field goal attempt by Hedlund with a surge up the middle to keep it a four-point game.

The UT defense came up big on another long Arkansas drive, stopping the Razorbacks on 3rd-and-4 from the 10-yard line. Arkansas tried a fake field goal with backup kicker Adam McFain running wide right and coming up short at the 7-yard line.

The Vols halted the Razorbacks again on 3rd-and-2 at the UT 43 when Collins slipped in the backfield on a rush to the left side.

Dobbs and the UT offense took over at their own 14-yard line with 5:08 remaining. Dobbs hit Josh Smith for a 20-yard gain on 3rd-and-13 to put the Vols at their own 46 with 3:37 left. One minute later, UT was faced with 4th-and-13 from its own 43 and Dobbs' pass to Josh Malone down the right sideline was just out of reach.

Arkansas ran five times and knelt on its final possession to seal the win for the Razorbacks.

SCORING SUMMARY

Team	Qtr	Time	Scoring Play	Conversion	Plays	TOP	Score
UT	1st	14:48	Berry, Ev. 96 yd kickoff return	Medley kick			0 - 7
UT	1st	8:06	Dobbs 7 yd run	Medley kick	11-89	3:23	0 - 14
AR	1st	5:57	Collins 4 yd run	Hedlund kick	4-75	2:09	7 - 14
AR	2nd	14:03	Reed 33 yd pass from Allen	Hedlund kick	4-80	1:31	14 - 14
UT	2nd	9:54	Medley 35 yd field goal		14-58	4:09	14 - 17
AR	2nd	0:00	Hedlund 26 yd field goal		9-60	1:27	17 - 17
AR	3rd	9:12	Collins 1 yd run	Hedlund kick	10-80	5:42	24 - 17
UT	3rd	6:41	Medley, A. 45 yd field goal		8-49	2:26	24 - 20

STAT LEADERS

ARKANSAS

Rushing	Att	Yds	TD	Long	Avg.
Collins	27	154	2	29	5.7
Williams	14	100	0	44	7.1
Allen	6	23	0	8	3.8
Morgan	1	8	0	8	8.0
McFain	1	3	0	3	3.0
Team	1	-13	0	0	-13.0
Totals	50	275	2	44	5.5

Passing	C-A-I	Yds	TD	Long	Sack
Allen	11-24-0	219	1	52	0
Totals	11-24-0	219	1	52	0

Receiving	No.	Yds	TD	Long
Morgan	5	110	0	52
Henry	3	62	0	51
Reed	1	33	1	33
Edwards	1	13	0	13
Williams	1	1	0	1
Totals	11	219	1	52

TENNESSEE

Rushing	Att	Yds	TD	Long	Avg.
Hurd	19	90	0	35	4.7
Kamara	7	36	0	13	5.1
Dobbs	7	7	1	7	1.0
Totals	33	133	1	35	4.0

Passing	C-A-I	Yds	TD	Long	Sack
Dobbs	20-36-0	232	0	31	1
Jennings	0-1-0	0	0	0	0
Totals	20-37-0	232	0	31	1

Receiving	No.	Yds	TD	Long
Kamara	4	40	0	19
Hurd	3	51	0	31
Pearson	3	30	0	13
Malone	3	17	0	11
Smith	2	34	0	20
Williams	2	19	0	11
Jennings	2	10	0	6
Wolf, Et.	1	31	0	31
Totals	20	232	0	31

GAME 6

#19 GEORGIA	7	17	0	7	-	31
TENNESSEE	3	14	14	7	-	38

Oct. 10 | Neyland Stadium | Knoxville, Tenn. | 3:39 p.m. | Attendance: 102,455



THE BREAKDOWN

	UGA	UT
FIRST DOWNS	15	26
Rushing	4	10
Passing	11	15
Penalty	0	1
NET YARDS RUSHING	165	207
Rushing Attempts	29	48
Average Per Rush	5.7	4.3
Rushing Touchdowns	0	2
Yards Gained Rushing	171	223
Yards Lost Rushing	6	16
NET YARDS PASSING	279	312
Completions-Attempts-Int	15-33-0	25-42-1
Average Per Attempt	8.5	7.4
Average Per Completion	18.6	12.5
Passing Touchdowns	2	3
TOTAL OFFENSE YARDS	444	519
Total offense plays	62	90
Average Gain Per Play	7.2	5.8
Fumbles: Number-Lost	3-1	1-1
Penalties: Number-Yards	7-51	3-15
PUNTS-YARDS	7-300	7-315
Average Yards Per Punt	42.9	45.0
Net Yards Per Punt	36.7	32.1
Inside 20	0	3
50+ Yards	2	3
Touchbacks	1	1
Fair catch	0	3
KICKOFFS-YARDS	6-349	7-432
Average Yards Per Kickoff	58.2	61.7
Net Yards Per Kickoff	32.7	41.7
Touchbacks	2	2
Punt returns: Number-Yards-TD	1-70-1	1-23-0
Average Per Return	70.0	23.0
Kickoff returns: Number-Yds-TD	5-90-0	3-103-0
Average Per Return	18.0	34.3
Interceptions: Number-Yds-TD	1-0-0	0-0-0
Fumble Returns: Number-Yds-TD	1-96-1	0-0-0
Miscellaneous Yards	0	0
Possession Time	25:57	34:03
1st Quarter	5:36	9:24
2nd Quarter	7:47	7:13
3rd Quarter	6:52	8:08
4th Quarter	5:42	9:18
Third-Down Conversions	4 of 14	8 of 18
Fourth-Down Conversions	1 of 1	2 of 2
Red-Zone Scores-Chances	1-1	5-6
Touchdowns	0-1	4-6
Field goals	1-1	1-6
Sacks By: Number-Yards	1-7	1-6
PAT Kicks	4-4	5-5
Field Goals	1-2	1-1

NOTES

FOR THE RECORD

Serving as captains for Tennessee this afternoon were Cam Sutton, Jalen Hurd, Brian Randolph and Joshua Dobbs.

GAME NOTES

The victory over Georgia was the Vols' first win over a top-25 ranked team since defeating then-No. 11 South Carolina 23-21 on Oct. 19, 2013.

In the second quarter, the Vols trailed by 21 points at 24-3. This win ties for the third-biggest comeback in program history.

The Vols came back from 21-0 down in the second quarter to beat Kentucky on Nov. 17, 2001 (W, 38-35) and 21-0 down in the third quarter to beat LSU on Sept. 26, 2005 (W, 30-27).

Tennessee's biggest comeback was 25 points when Tennessee rallied to beat Vanderbilt on Nov. 28, 1987. Vanderbilt had led 28-3 in the second quarter; Tennessee won 38-36.

Second time in Tennessee history a player has 300+ yards passing and 100+ yards rushing. Dobbs did it the first time in program history in the South Carolina Game last year. Tennessee rushed for 93 yards in the first quarter and 129 total in the first half vs. the Razorbacks, who entered the contest allowing only 93.8 per game this season (ranked No. 2 in the SEC and 17th nationally).

Trevor Daniel, who entered the game ranked fifth in NCAA in punting average (48.6 yards/punt) recorded his 12th, 13th and 14th punts of the season of 50+ yards. His final punt went 56 yards to the Georgia 1-yard line with 1:48 remaining.

The announced attendance was 102,455, the second time the Vols have had a capacity crowd this season at Neyland Stadium.

Vols Storm Back to Beat #19/16 UGA, 31-38

KNOXVILLE, Tenn. -- Joshua Dobbs threw for three touchdowns and ran for two more, leading Tennessee back from a 21-point deficit to beat No. 19/16 Georgia, 38-31, on Saturday at Neyland Stadium.

Saturday's win tied for Tennessee's (3-3, 1-2 SEC) third-largest comeback in program history. The Vols trailed, 24-3, late in the second quarter before scoring two touchdowns right before the half and three more in the second half. It also marked the second-largest UT comeback in Neyland Stadium history. The Vols rallied back from a 25-point deficit against Vanderbilt in 1987.

Dobbs threw for a career-high 312 yards, going 25-for-42, and also ran for 118 yards. Dobbs' performance on Saturday marked just the second time in Tennessee history that a Vols quarterback has thrown for 300 yards and run for 100 yards. He accomplished that feat last year when he threw for 301 yards and ran for a career-high 166 against South Carolina.

Georgia running back Sony Michel gained 145 yards on 22 carries and added 26 yards on three catches. Greyson Lambert was 15-for-32 for 279 yards and two touchdowns. Malcolm Mitchell had five catches for 85 yards and one touchdown and Reggie Davis had three receptions for 101 yards and one score.

Georgia suffered a major loss early in the game when star running back Nick Chubb went down with a left knee injury on the Bulldogs' first play from scrimmage.

The Bulldogs took a 7-0 lead with 6:14 left in the first quarter when Hurd fumbled at the four-yard line and Leonard Floyd returned the ball 96 yards to the opposite endzone.

Georgia grew its lead to 14-3 when Lambert hit Mitchell on a 28-yard touchdown pass to the right side of the end zone.

Marshall Morgan made a 37-yard field goal with 4:47 left in the second quarter and one minute later Davis returned a punt 70 yards for a score to push Georgia's lead to 24-3.

The Vols found some momentum late in the second quarter, answering with a touchdown on their next possession. On 4th-and-8, Dobbs found Josh Smith over the middle for a 39-yard touchdown pass to pull UT to within 24-10.

On the following kickoff, the Vols forced a fumble on Michel's 17-yard return and John Kelly recovered the ball at the UGA 25. Dobbs capped a five-play, 25-yard scoring drive with a two-yard touchdown pass to Kamara to pull Tennessee to within 24-17 at the half.

UT had 256 yards of offense at halftime to Georgia's 236. Dobbs threw the ball to eight different players in the first half for 187 yards. Georgia dominated the ground game with Michel rushing for 124 yards on 13 carries before the break.

Tennessee tied the game at 24-24 on its second drive of the third quarter. Dobbs ran in a one-yard touchdown to cap a six-play, 67-yard drive that featured a pair of big plays. Preston Williams hauled in a 33-yard pass and Hurd gashed the Georgia defense for a 20-yard run to the two-yard line on UT's longest touchdown drive of the game.

The Vols took their first lead of the game with 1:26 remaining in the third quarter. Dobbs found Kamara again for a two-yard touchdown pass to the front left pylon to wrap a seven-play, 56-yard drive and put UT ahead, 31-24.

Georgia tied the game at 31-31 when Lambert hit Davis for a 48-yard touchdown pass down the right sideline on the first play of the fourth quarter.

Dobbs marched the team down the field again with big plays through the air and on the ground. He capped a drive that included a 34-yard pass to Wolf and a 24-yard pass to Alex Ellis with a five-yard touchdown run to give Tennessee a 38-31 lead with 5:48 remaining.

Georgia nearly tied the game with 3:52 left when Lambert heaved a 3rd-and-9 pass down the middle of the field that Davis dropped at the goal line.

The Bulldogs' final drive of the game started at their won 1-yard line after Tennessee punter Trevor Daniel booted the ball 56 yards down the field and the ball bounced out of bounds in front of the left pylon. Georgia drove the ball to the Tennessee 27-yard line before Lambert's last-second heave to the right side of the endzone fell incomplete.

SCORING SUMMARY

Team	Qtr	Time	Scoring Play	Conversion	Plays	TOP	Score
UGA	1st	6:14	Floyd 96 yd fumble recovery	Morgan kick			7 - 0
UT	1st	1:39	Medley 22 yd field goal		14-67	4:27	7 - 3
UGA	2nd	14:53	Mitchell 28 yd pass from Lambert	Morgan kick	5-75	1:46	14 - 3
UGA	2nd	4:47	Morgan 37 yd field goal		6-72	3:10	17 - 3
UGA	2nd	3:27	Davis 70 yd punt return	Morgan kick			24 - 3
UT	2nd	1:04	Smith 39 yd pass from Dobbs	Medley kick	8-53	2:21	24 - 10
UT	2nd	0:27	Kamara 2 yd pass from Dobbs	Medley kick	5-25	0:28	24 - 17
UT	3rd	8:31	Dobbs 1 yd run	Medley kick	6-67	2:24	24 - 24
UT	3rd	1:26	Kamara 2 yd pass from Dobbs	Medley kick	7-56	3:07	24 - 31
UGA	4th	14:53	Davis 48 yd pass from Lambert	Morgan kick	4-73	1:27	31 - 31
UT	4th	5:48	Dobbs 5 yd run	Medley kick	8-78	2:57	31 - 38

STAT LEADERS

GEORGIA

Rushing	Att	Yds	TD	Long	Avg.
Michel	22	145	0	66	6.6
Marshall	5	24	0	12	4.8
Chubb	1	2	0	2	2.0
Lambert	1	-6	0	0	-6.0
Totals	29	165	0	66	5.7

Passing	C-A-I	Yds	TD	Long	Sack
Lambert	15-32-0	279	2	48	1
Team	0-1-0	0	0	0	0
Totals	15-33-0	279	2	48	1

Receiving	No.	Yds	TD	Long
Mitchell	5	85	1	28
Davis	3	101	1	48
Michel	3	26	0	18
Rome	2	25	0	16
Towns	1	23	0	23
Godwin	1	19	0	19
Totals	15	279	2	48

TENNESSEE

Rushing	Att	Yds	TD	Long	Avg.
Dobbs	18	118	2	27	6.6
Hurd	21	80	0	20	3.8
Kamara	7	8	0	4	1.1
Jennings	2	1	0	1	0.5
Totals	48	207	2	27	4.3

Passing	C-A-I	Yds	TD	Long	Sack
Dobbs	25-42-1	312	3	39	1
Totals	25-42-1	312	3	39	1

Receiving	No.	Yds	TD	Long
Malone	5	60	0	23
Kamara	5	31	2	23
Wolf	3	56	0	34
Hurd	3	15	0	11
Williams	2	41	0	33
Smith	2	40	1	39
Ellis	2	31	0	24
Pearson	2	25	0	19
Jennings	1	13	0	13
Totals	25	312	3	39

GAME 7

TENNESSEE	7	0	0	7	-	14
#8 ALABAMA	7	0	3	9	-	19

Oct. 24 | Bryant-Denny Stadium | Tuscaloosa, Ala. | 2:39 p.m. | Attendance: 101,821



THE BREAKDOWN

	UT	UA
FIRST DOWNS	21	23
Rushing	11	10
Passing	9	12
Penalty	1	1
NET YARDS RUSHING	132	117
Rushing Attempts	39	42
Average Per Rush	3.4	2.8
Rushing Touchdowns	1	2
Yards Gained Rushing	172	162
Yards Lost Rushing	40	45
NET YARDS PASSING	171	247
Completions-Attempts-Int	13-22-0	21-27-1
Average Per Attempt	7.8	9.1
Average Per Completion	13.2	11.8
Passing Touchdowns	1	0
TOTAL OFFENSE YARDS	303	364
Total offense plays	61	69
Average Gain Per Play	5.0	5.3
Fumbles: Number-Lost	1-1	0-0
Penalties: Number-Yards	6-30	7-64
PUNTS-YARDS	4-173	4-199
Average Yards Per Punt	43.2	49.8
Net Yards Per Punt	43.2	44.0
Inside 20	0	2
50+ Yards	1	2
Touchbacks	0	1
Fair catch	2	2
KICKOFFS-YARDS	3-195	5-323
Average Yards Per Kickoff	65.0	64.6
Net Yards Per Kickoff	36.0	38.4
Touchbacks	1	4
Punt returns: Number-Yards-TD	1-3-0	0-0-0
Average Per Return	3.0	0.0
Kickoff returns: Number-Yds-TD	1-31-0	2-62-0
Average Per Return	31.0	31.0
Interceptions: Number-Yds-TD	1-1-0	0-0-0
Fumble Returns: Number-Yds-TD	0-0-0	1-9-0
Miscellaneous Yards	0	0
Possession Time	24:21	35:39
1st Quarter	8:22	6:38
2nd Quarter	7:25	7:35
3rd Quarter	5:15	9:45
4th Quarter	3:19	11:41
Third-Down Conversions	7 of 13	5 of 12
Fourth-Down Conversions	0 of 0	0 of 0
Red-Zone Scores-Chances	2-3	4-5
Touchdowns	2-3	2-5
Field goals	0-3	2-5
Sacks By: Number-Yards	5-27	5-38
PAT Kicks	2-2	1-1
Field Goals	0-3	2-2

NOTES

FOR THE RECORD

Serving as captains for Tennessee were Alvin Kamara, Brian Randolph and Joshua Dobbs.

GAME NOTES

As a team, Tennessee combined for four sacks against Alabama QB Jake Coker. The five sacks vs. Bama mark the most since the 2014 Sugar Bowl, ending the 2013 season, vs. Oklahoma (7 sacks).

The defense's five sacks were also the most for UT vs. Bama since 2005 (5 sacks).

Tennessee started two true freshmen on the right side of the offensive line against Alabama - Chance Hall and Jack Jones (first career starts). The Vols also started two true freshmen on the right side five times last year (Jashon Robertson and Coleman Thomas) most-recently against Ole Miss on Oct. 18, 2014.

Brian Randolph intercepted a pass from Alabama's Coker at the UT 24-yard line, giving his Vols possession on the UT 25 in the second quarter. The interception was Randolph's first of the season and his seventh as a Vol.

Jalen Reeves-Maybin led the Vols' defense with 11 total tackles (six solo) and one sack, his fourth double-digit tackle game of the year.

Derek Barnett recorded his third sack of the season on UA's Coker in the second quarter.

Corey Vereen also had five total tackles including two sacks, his first career multi-sack game.

#TENNvsBAMA was trending nationally on Twitter in the first half.

Dobbs also started trending nationally.

Johnathon Johnson caught an 18-yard pass from Dobbs in the first quarter, marking his longest reception of the year.

Vols Fall to #8 Tide, 19-14

TUSCALOOSA, Ala. -- Despite a valiant performance by the Tennessee defense and a late offensive surge to seize the lead in the fourth quarter, the Vols fell to No. 8/8 Alabama, 19-14, on Saturday at Bryant-Denny Stadium.

Tennessee (3-4, 1-3 SEC) stayed within one score from start to finish thanks to an outstanding effort by its defense, which tallied 10 tackles for a loss and five sacks and made a pair of big red zone stops in the second half.

UT's five sacks were its most against Alabama (7-1, 4-1 SEC) since recording five in 2005 and the most the Tide has given up since allowing seven against Oklahoma in the 2014 Sugar Bowl at the end of the 2013 season.

Alabama has now won the last nine games in the series.

Jalen Hurd ran for 92 yards on 18 carries and had the go-ahead 12-yard rushing touchdown with 5:49 left. Joshua Dobbs finished 13-of-22 for 171 yards and one touchdown and also ran for 19 yards on 16 carries.

Alvin Kamara led the Vols with four catches for 44 yards and also carried the ball five times for 21 yards.

Alabama star running back Derrick Henry ran for 143 yards and two scores on 28 carries. Jake Coker was 21-of-27 for 247 yards and one interception.

ArDarius Stewart led all receivers with 114 yards on six catches.

The Vols mixed the run and the pass well on their opening drive, going 50 yards down the field to the Alabama 25-yard line. However, UT could not cash in with points as Aaron Medley missed a 43-yard field goal wide right.

Alabama took a 7-0 lead halfway through the first quarter when Henry capped a nine-play, 75-yard drive with a 20-yard rushing touchdown.

Tennessee answered on its next possession as Dobbs marched the Vols 75 yards down the field in 10 plays. The drive included a terrific 18-yard pass to Johnathon Johnson down the left seam and an Alabama pass interference that put UT at the Tide's 13-yard line. Dobbs hit Josh Smith in the left corner of the endzone for an 11-yard touchdown strike.

Brian Randolph came up with a big interception down the right sideline with 6:06 left in the first half, halting an Alabama drive at the UT 25.

The Vols had a chance at taking the lead right before halftime. Hurd rumbled up the middle and down the right sideline for a 29-yard gain on third-and-16 to put UT in Alabama territory. The Big Orange came up short when Medley's 51-yard field goal try went wide left.

Tennessee led Alabama in yardage at the half with 177 yards to the Crimson Tide's 133. Hurd had 65 rushing yards on 11 carries and Henry led the Tide with 53 yards on nine carries before the break.

Alabama drove 73 yards on 12 plays on its opening drive of the second half, but the Vols' defense made a goal-line stand with Cameron Sutton batting way a potential two-yard touchdown pass on a quick slant. The Crimson Tide settled for a 19-yard field goal to take a 10-7 lead.

UT went 57 yards over 13 plays on a drive at the end of the third quarter and the beginning of the fourth. The Vols tried to tie the game with 14 minutes left on a 51-yard field goal attempt by Medley, but it missed wide right.

Alabama extended its lead to 13-7 when Adam Griffith made a 28-yard field goal with 7:08 remaining after a 12-play, 56-yard drive. The UT defense made another great stand deep in its own red zone, stopping the Tide on third down at the 11-yard line.

Tennessee took its first lead of the game with 5:49 remaining after a quick four-play, 75 yard drive. Dobbs completed a 27-yard pass to Smith and a 34-yard pass to Josh Malone to set up Hurd for a 12-yard rushing touchdown. After a Medley extra point, UT led 14-13.

The Tide retook the lead on its next possession, driving 56 yards and eating 6:58 off the clock before Henry scored on a 14-yard run. Alabama went for two points but came up short, making its lead 19-14 with 2:24 to go.

Tennessee's final drive ended when Ryan Anderson sacked Dobbs for a 10-yard loss at the UT 11-yard line, Dobbs fumbled and A'Shawn Robinson recovered the ball at the nine-yard line.

Alabama kneeled out the clock to seal the five-point win for the Tide.

SCORING SUMMARY

Team	Qtr	Time	Scoring Play	Conversion	Plays	TOP	Score
UA	1st	7:14	Derrick Henry 20 yd run	Griffith kick	9-75	3:50	0 - 7
UT	1st	3:00	Smith 11 yd pass from Dobbs	Medley kick	10-75	4:14	7 - 7
UA	3rd	9:00	Adam Griffith 19 yd field goal		12-73	6:00	7 - 10
UA	4th	7:08	Adam Griffith 28 yd field goal		12-56	6:58	7 - 13
UT	4th	5:49	Jalen Hurd 12 yd run	Medley kick	4-75	1:19	14 - 13
UA	4th	2:24	Derrick Henry 14 yd run	Coker pass failed	8-71	3:25	14 - 19

STAT LEADERS

TENNESSEE

Rushing	Att	Yds	TD	Long	Avg.
Hurd	18	92	1	29	5.1
Kamara	5	21	0	12	4.2
Dobbs	16	19	0	17	1.2
Totals	39	132	1	29	3.4

Passing	C-A-I	Yds	TD	Long	Sacks
Dobbs	13-22-0	171	1	34	5
Totals	13-22-0	171	1	34	5

Receiving	No.	Yds	TD	Long
Kamara	4	44	0	20
Malone	2	43	0	34
Smith	2	38	1	27
Pearson	2	15	0	10
Johnson	1	18	0	18
North	1	8	0	8
Wolf	1	5	0	5
Totals	13	171	1	34

ALABAMA

Rushing	Att	Yds	TD	Long	Avg.
Henry	28	143	2	20	5.1
Drake	3	10	0	7	3.3
Stewart	1	-3	0	0	-3.0
TEAM	3	-7	0	0	-2.3
Coker	7	-26	0	1	-3.7
Totals	42	117	2	20	2.8

Passing	C-A-I	Yds	TD	Long	Sacks
Coker	21-27-1	247	0	29	5
Totals	21-27-1	247	0	29	5

Receiving	No.	Yds	TD	Long
Howard	7	55	0	18
Stewart	6	114	0	29
Ridley	6	62	0	16
Mullaney	1	13	0	13
Drake	1	3	0	3
Totals	21	247	0	29

GAME 8

TENNESSEE	7	17	28	0	-	52
KENTUCKY	7	7	7	0	-	21

Oct. 31 | Commonwealth Stadium | Lexington, Ky. | 7:39 p.m. | Attendance: 60,886



THE BREAKDOWN

	UT	UK
FIRST DOWNS	21	18
Rushing	10	7
Passing	11	8
Penalty	0	3
NET YARDS RUSHING	249	165
Rushing Attempts	43	32
Average Per Rush	5.8	5.2
Rushing Touchdowns	3	1
Yards Gained Rushing	273	177
Yards Lost Rushing	24	12
NET YARDS PASSING	233	184
Completions-Attempts-Int	16-26-1	16-33-1
Average Per Attempt	9.0	5.6
Average Per Completion	14.6	11.5
Passing Touchdowns	2	1
TOTAL OFFENSE YARDS	482	349
Total offense plays	69	65
Average Gain Per Play	7.0	5.4
Fumbles: Number-Lost	3-1	1-1
Penalties: Number-Yards	6-65	9-93
PUNTS-YARDS	2-71	6-239
Average Yards Per Punt	35.5	39.8
Net Yards Per Punt	36.0	23.3
Inside 20	1	1
50+ Yards	0	0
Touchbacks	0	0
Fair catch	1	0
KICKOFFS-YARDS	9-532	4-260
Average Yards Per Kickoff	59.1	65.0
Net Yards Per Kickoff	40.2	21.2
Touchbacks	5	3
Punt returns: Number-Yards-TD	2-99-1	1-1-0
Average Per Return	49.5	-1.0
Kickoff returns: Number-Yds-TD	1-100-1	3-45-0
Average Per Return	100.0	15.0
Interceptions: Number-Yds-TD	1-26-0	1-0-0
Fumble Returns: Number-Yds-TD	0-0-0	1-77-1
Miscellaneous Yards	0	0
Possession Time	29:43	30:17
1st Quarter	9:43	5:17
2nd Quarter	5:08	9:52
3rd Quarter	5:01	9:59
4th Quarter	9:51	5:09
Third-Down Conversions	8 of 15	2 of 13
Fourth-Down Conversions	2 of 2	2 of 3
Red-Zone Scores-Chances	2-4	1-2
Touchdowns	2-4	1-2
Field goals	0-4	0-2
Sacks By: Number-Yards	2-7	1-7
PAT Kicks	7-7	3-3
Field Goals	1-1	0-0

NOTES

FOR THE RECORD

Serving as captains for Tennessee in Lexington were Josh Smith, Brian Randolph and Joshua Dobbs.

GAME NOTES

UT's 52 points scored vs. the Wildcats are the most by the Vols in SEC play since Nov. 13, 2010 vs. Ole Miss (W, 52-14).

With two rushing touchdowns and two passing touchdowns vs. Kentucky, Dobbs recorded multiple passing and rushing TDs in a game for the third time in his career (also vs. Georgia 10/10/15 and vs. South Carolina on 11/1/14). In his career vs. Kentucky, Dobbs is now 3-0 with 729 yards passing and 11 touchdowns. Dobbs completed a 75-yard touchdown pass to Josh Malone in the second quarter, marking the longest pass of Dobbs' career and the longest reception of Malone's career.

The 75-yard touchdown reception was also the longest by the Volunteers since an 81-yard pass by Tyler Bray to Justin Hunter vs. Montana (Sept. 3, 2011).

With a pass breakup vs. Kentucky, Cameron Sutton has 29 career passes defended for UT. He moves past Deon Grant (28) for eighth on UT's all-time list.

In the third quarter, Evan Berry ran a 100-yard kickoff return for a touchdown, his third of the season and the fifth 100-yard touchdown in Tennessee history (last, L. Scott in 1999). Berry also tied Willie Gault (1980) for most kickoff returns for a TD in a single season.

Cameron Sutton ran a punt return back for an 84-yard touchdown, marking the second time this season for the Vols to score touchdowns on kickoff returns and punt returns in the same game. Prior to this season, the last time UT accomplished the feat was 1950.

Vols Ride Big Plays to 52-21 Win Over Kentucky

LEXINGTON, Ky. -- Tennessee seized momentum in the second quarter and the Vols broke away with third-quarter touchdown returns by Evan Berry and Cameron Sutton to defeat SEC rival Kentucky, 52-21, on Saturday at Commonwealth Stadium.

"I thought it was a very complete game," Tennessee head coach Butch Jones said. "We challenged our football team all week long. This has to be a game of complimentary football. We had to play complimentary football and really complement each other in all three phases: offense, defense and special teams. We were able to do it. I thought our team showed some maturity on the road."

Tennessee's (4-4, 2-3 SEC) 52 points on the night were the Vols' most in an SEC game since a 52-14 win over Ole Miss on Nov. 13, 2010. UT was up 38-21 with just over eight minutes left in the third quarter when Berry took a kickoff back 100 yards for a score. Sutton followed that shortly after with an 84-yard punt return to the end zone.

UT has now won 30 of its last 31 games against Kentucky (4-4, 2-4 SEC). The Vols expanded their lead in the all-time series to 78-24-9.

Tennessee quarterback Joshua Dobbs was 16-of-26 for 233 passing yards, two touchdowns and one interception and also ran for 51 yards and two scores on seven carries. Jalen Hurd had 18 carries for 61 yards and one rushing touchdown and a 37-yard touchdown catch. Josh Malone caught four passes for a career-high 103 yards and one touchdown.

The Vols outscored the Wildcats, 42-7, over a 15-minute span in the second and third quarters. UT had 482 yards of offense to UK's 349.

The Wildcats took a 7-0 lead seven minutes in when Marcus McWilson stripped the ball from Dobbs and Corey Johnson returned the fumble 77 yards to the end zone.

Two possessions later, Dobbs led the Vols 44 yards down the field in five plays and he capped the drive with a tackle-breaking 28-yard touchdown run down the left sideline to tie the game at 7-7. The score marked the 15th rushing touchdown of Dobbs' career, breaking a tie with Heath Shuler for third-most by a quarterback in Tennessee history.

The Vols took the lead when Aaron Medley connected on a 44-yard field goal early in the second quarter.

Kentucky pulled back in front, 14-10, with a 14-play, 75-yard drive that ended with a one-yard touchdown run by quarterback Patrick Towles with 5:39 remaining in the first half.

Tennessee took command of the game in the second quarter, scoring 14 points in the final six minutes of the first half. After Towles touchdown, the Vols needed just one play to re-take the lead. Dobbs connected with Malone down the right sideline for a 75-yard touchdown strike.

On UT's next possession, Alvin Kamara broke loose down the left sideline for a 63-yard gain (the Vols' longest run of the season) to set up a one-yard Dobbs touchdown run to give Tennessee a 24-14 lead at the half.

Hurd added two more Tennessee touchdowns early in the third quarter to push Tennessee's lead to 38-14. On UT's opening drive of the second half, he navigated through traffic on a 37-yard catch and serpentine run to the end zone. Darrin Kirkland Jr. intercepted Towles on UK's ensuing possession and returned the ball to the UK four-yard line to set up Hurd for a four-yard touchdown run.

Tennessee grew its lead to 52-21 with the two big special teams plays. Berry's 100-yard kickoff return touchdown up the left sideline marked his third touchdown of the season, tying Willie Gault's 1980 Tennessee record for kickoff return touchdowns in a season. Berry is the fifth Vol to return a kick 100 yards and the first since Leonard Scott against Georgia in 1999.

After the Vols' defense held Kentucky's next possession to just 14 yards, Sutton returned a punt 84 yards for a touchdown to give Tennessee its third game with 50 or more points this season. The punt return was the longest of his career and his second return for a score. His last punt return touchdown was a 76-yarder against Vanderbilt in 2014.

SCORING SUMMARY

Team	Qtr	Time	Scoring Play	Conversion	Plays	TOP	Score
UK	1st	8:23	Johnson 77 yd fumble recovery	MacGinnis kick			0 - 7
UT	1st	2:45	Dobbs 28 yd run	Medley kick	5-44	1:50	7 - 7
UT	2nd	11:54	Medley 44 yd field goal		13-38	4:12	10 - 7
UK	2nd	5:39	Towles 1 yd run	MacGinnis kick	14-75	6:15	10 - 14
UT	2nd	5:26	Malone 75 yd pass from Dobbs	Medley kick	1-75	0:13	17 - 14
UT	2nd	0:40	Dobbs 1 yd run	Medley kick	6-75	1:49	24 - 14
UT	3rd	10:56	Hurd 37 yd pass from Dobbs	Medley kick	9-75	4:04	31 - 14
UT	3rd	10:14	Hurd 4 yd run	Medley kick	1-4	0:06	38 - 14
UK	3rd	8:34	Johnson 39 yd pass from Towles	MacGinnis kick	4-75	1:40	38 - 21
UT	3rd	8:19	Berry 100 yd kickoff return	Medley kick			45 - 21
UT	3rd	5:29	Sutton 84 yd punt return	Medley kick			52 - 21

STAT LEADERS

TENNESSEE

Rushing	Att	Yds	TD	Long	Avg.
Kamara	4	70	0	63	17.5
Hurd	18	61	1	11	3.4
Kelly	10	58	0	22	5.8
Dobbs	7	51	2	28	7.3
Young	2	11	0	7	5.5
TEAM	1	0	0	0	0.0
Jennings	1	-2	0	0	-2.0
Totals	43	249	3	63	5.8

Passing	C-A-I	Yds	TD	Long	Sack
Dobbs	16-26-1	233	2	75	1
Totals	16-26-1	233	2	75	1

Receiving	No.	Yds	TD	Long
Pearson	5	37	0	16
Malone	4	103	1	75
Wolf	2	27	0	16
Kamara	2	13	0	9
Hurd	1	37	1	37
Jennings	1	11	0	11
Smith	1	5	0	5
Totals	16	233	2	75

KENTUCKY

Rushing	Att	Yds	TD	Long	Avg.
Horton	14	109	0	21	7.8
Kemp	4	24	0	13	6.0
Towles	9	20	1	21	2.2
Williams	4	12	0	7	3.0
Johnson	1	0	0	0	0.0
Totals	32	165	1	21	5.2

Passing	C-A-I	Yds	TD	Long	Sack
Towles	16-33-1	184	1	39	2
Totals	16-33-1	184	1	39	2

Receiving	No.	Yds	TD	Long
Baker	5	43	0	13
Badet	3	29	0	15
Johnson	2	50	1	39
Timmons	2	16	0	13
Bone	1	22	0	19
Horton	1	19	0	19
Conrad	1	6	0	6
Williams	1	-1	0	0
Totals	16	184	1	39

GAME 9

S. CAROLINA	0	3	21	0	-	24
TENNESSEE	14	3	7	3	-	27

Nov. 7 | Neyland Stadium | Knoxville, Tenn. | 4:01 p.m. | Attendance: 101,253



THE BREAKDOWN

	SC	UT
FIRST DOWNS	23	19
Rushing	10	6
Passing	11	12
Penalty	2	1
NET YARDS RUSHING	152	153
Rushing Attempts	40	41
Average Per Rush	3.8	3.7
Rushing Touchdowns	0	1
Yards Gained Rushing	168	171
Yards Lost Rushing	16	18
NET YARDS PASSING	233	255
Completions-Attempts-Int	20-39-0	20-34-1
Average Per Attempt	6.0	7.5
Average Per Completion	11.6	12.8
Passing Touchdowns	3	2
TOTAL OFFENSE YARDS	385	408
Total offense plays	79	75
Average Gain Per Play	4.9	5.4
Fumbles: Number-Lost	2-1	3-2
Penalties: Number-Yards	6-40	6-47
PUNTS-YARDS	6-298	5-221
Average Yards Per Punt	49.7	44.2
Net Yards Per Punt	41.5	36.8
Inside 20	1	1
50+ Yards	3	2
Touchbacks	0	2
Fair catch	1	2
KICKOFFS-YARDS	5-292	6-388
Average Yards Per Kickoff	58.4	64.7
Net Yards Per Kickoff	38.2	42.7
Touchbacks	2	4
Punt returns: Number-Yards-TD	1-3-0	3-49-0
Average Per Return	-3.0	16.3
Kickoff returns: Number-Yds-TD	2-32-0	3-51-0
Average Per Return	16.0	17.0
Interceptions: Number-Yds-TD	1-0-0	0-0-0
Fumble Returns: Number-Yds-TD	0-0-0	0-0-0
Miscellaneous Yards	0	0
Possession Time	32:21	27:39
1st Quarter	8:02	6:58
2nd Quarter	7:42	7:18
3rd Quarter	8:24	6:36
4th Quarter	8:13	6:47
Third-Down Conversions	6 of 17	9 of 18
Fourth-Down Conversions	1 of 2	1 of 1
Red-Zone Scores-Chances	3-4	3-3
Touchdowns	3-4	2-3
Field goals	0-4	1-3
Sacks By: Number-Yards	2-9	1-8
PAT Kicks	3-3	3-3
Field Goals	1-2	2-2

NOTES

FOR THE RECORD

Tennessee captains were redshirt sophomore Kendal Vickers, senior Brian Randolph and junior Joshua Dobbs.

GAME NOTES

Tennessee tallied a touchdown on its opening possession of a game for the fourth time this season. The other games were Bowling Green, Western Carolina and Arkansas.

Two games in a row, Tennessee has dominated the opening quarter. The Vols outgained SC in total offense in the first period, 177-28. South Carolina had -2 yards passing today in the opening stanza. Last Saturday night vs. Kentucky, UT had a 144-2 edge after the opening 15 minutes.

Tennessee ended the first quarter with a 14-0 lead, marking only the second time all season SC had failed to score in the opening 15 minutes. The Vols didn't allow the Gamecocks to get on the scoreboard until the 1:03 mark of the second quarter, surrendering a 43-yard field goal. South Carolina's halftime total of three points was its lowest of the season. The previous low was six vs. Vanderbilt.

Dobbs' passing effort was his fourth of 250 or more yards in his career and second this season. The other games were vs. South Carolina (301 in 2014), Kentucky (297 in 2014) and Georgia (312 in 2015).

The Vol signal-caller has connected on 43-of-74 for 556 yards with four TDs and two interceptions in two career games vs. the Gamecocks.

Vol All-American, Kansas City Chiefs All-Pro defensive back and cancer survivor Eric Berry (UT letterman 2007-09) was honored prior to the contest as the #VFL Legend of the Game.

Vols Grind Out 27-24 Win Over South Carolina

KNOXVILLE, Tenn. -- Malik Foreman forced a fumble and Jalen Reeves-Maybin recovered it at the UT 13-yard line in the final minute to help Tennessee secure a 27-24 victory over South Carolina on Saturday before a crowd of 101,253 at Neyland Stadium.

For the third-straight year, the Vols (5-4, 3-3 SEC) defeated the Gamecocks (3-6, 1-6 SEC) with a late field goal. Aaron Medley gave Tennessee the lead with 9:14 left in the game when he made a 27-yard field goal.

The Vols controlled the game in the first half before South Carolina tied the game at 24-24 with three touchdowns in the third quarter.

Von Pearson set career highs with eight catches for 121 yards and a touchdown. His 121 receiving yards were the most by a Vol since Justin Hunter had 141 yards and Mychal Rivera had 129 against Missouri in 2012.

UT quarterback Joshua Dobbs finished 20-of-34 for 255 yards, two touchdowns and one interception and added 35 rushing yards on 13 carries. Alvin Kamara recorded his fourth multi-touchdown game, rushing for 30 yards and a touchdown on four carries and catching three passes for 27 yards and a score. Jalen Hurd had 90 yards on 23 carries.

South Carolina's Perry Orth was 20-of-39 for 233 yards and three touchdowns. Gamecocks star wideout Pharoah Cooper tallied four catches for 47 yards and a touchdown.

Tennessee was strong out of the gate, marching 67 yards down the field on the game's opening possession to score on a four-yard touchdown run by Kamara. Kamara turned a short pass into a 20-yard gain up the right sideline early in the drive and set the Vols up at the six-yard line with a 23-yard run down the left sideline. The touchdown marked the fourth time this season UT had scored on its opening drive.

The Vols' lead grew to 14-0 after UT's second possession when Dobbs connected with Pearson down the left side of the field for a 37-yard touchdown pass.

Medley made a 44-yard field goal with five minutes left in the second quarter and South Carolina's Elliott Fry made a 43-yard field goal with just over one minute remaining. The Vols took a 17-3 lead into the half.

Tennessee had 259 yards to the Gamecocks' 114 in the first half. Hurd had 79 yards on 14 carries and Pearson had 58 yards on four catches before the break.

South Carolina seized momentum early in the third quarter. USC pulled to within 17-10 when Jonathan Walton hauled in a 10-yard touchdown catch from Orth on the Gamecocks' opening drive of the third quarter. USC drove 80 yards in 11 plays.

The Gamecocks forced a fumble inside the Vols' own 10-yard line on UT's next possession and recovered the ball at the seven. After the Vols' defense kept South Carolina out of the end zone on three-straight plays, Orth completed a seven-yard touchdown pass to Jerrell Adams on fourth down to tie the game at 17-17 with 8:29 left in the third quarter.

Dobbs marched the Vols 75 yards down the field in 11 plays on UT's next possession and hit Kamara for an 11-yard touchdown pass to retake the lead, 24-17.

South Carolina answered with a nine-play, 75-yard drive capped off by a five-yard touchdown pass from Orth to Cooper to knot the score at 24-24 with under a minute left in the third quarter.

Medley made a 27-yard field goal to put Tennessee back in front, 27-24, with 9:14 remaining. Dobbs directed UT 61 yards down the field with a 25-yard pass to Johnathon Johnson and a 30-yard throw to Pearson to put the Vols in the red zone.

The Gamecocks drove 63 yards down the field on their final drive, which ended when Orth completed a pass to Adams and the senior tight end turned up field. Foreman caught him and stripped the ball and Reeves-Maybin recovered it at the UT 13.

SCORING SUMMARY

Team	Qtr	Time	Scoring Play	Conversion	Plays	TOP	Score
UT	1st	11:57	Kamara 4 yd run	Medley kick	8-67	3:03	0 - 7
UT	1st	7:56	Pearson 37 yd pass from Dobbs	Medley kick	6-75	1:26	0 - 14
UT	2nd	5:00	Medley 44 yd field goal		14-44	6:15	0 - 17
SC	2nd	1:03	Fry 43 yd field goal		11-50	3:57	3 - 17
SC	3rd	9:10	Walton 10 yd pass from Orth	Fry kick	11-80	2:52	10 - 17
SC	3rd	8:29	Adams 7 yd pass from Orth	Fry kick	4-13	0:19	17 - 17
SC	3rd	4:25	Kamara 11 yd pass from Dobbs	Medley kick	11-75	4:04	17 - 24
SC	3rd	0:48	Cooper 5 yd pass from Orth	Fry kick	9-75	3:37	24 - 24
UT	4th	9:14	Medley 27 yd field goal		10-61	2:48	24 - 27

STAT LEADERS

SOUTH CAROLINA

Rushing	Att	Yds	TD	Long	Avg.
Wilds	20	79	0	15	4.0
Orth	9	42	0	17	4.7
Carson	3	23	0	19	7.7
Williams	5	7	0	4	1.4
Cooper	1	1	0	1	1.0
Nunez	2	0	0	2	0.0
Totals	40	152	0	19	3.8

Passing	C-A-I	Yds	TD	Long	Sack
Orth	20-39-0	233	3	25	1
Totals	20-39-0	233	3	25	1

Receiving	No.	Yds	TD	Long
Cooper	4	47	1	17
Wilds	3	19	0	13
Williams	3	17	0	16
Adams	2	37	1	25
Belton	2	34	0	18
Hurst	2	29	0	17
Neal	1	22	0	22
Googer	1	14	0	14
Walton	1	10	1	10
Jeffery	1	4	0	4
Totals	20	233	3	25

TENNESSEE

Rushing	Att	Yds	TD	Long	Avg.
Hurd	23	90	0	20	3.9
Dobbs	13	35	0	10	2.7
Kamara	4	30	1	23	7.5
TEAM	1	-2	0	0	-2.0
Totals	41	153	1	23	3.7

Passing	C-A-I	Yds	TD	Long	Sack
Dobbs	20-34-1	255	2	37	2
Totals	20-34-1	255	2	37	2

Receiving	No.	Yds	TD	Long
Pearson	8	121	1	37
Smith	3	42	0	15
Kamara	3	27	1	20
Hurd	3	13	0	9
Johnson	1	24	0	24
Wolf	1	23	0	23
Jennings	1	5	0	5
Totals	20	255	2	37

GAME 10

NORTH TEXAS	0	0	0	0	-	0
TENNESSEE	7	10	0	7	-	24

Nov. 14 | Neyland Stadium | Knoxville, Tenn. | 12:01 p.m. | Attendance: 96,197



THE BREAKDOWN

	NT	UT
FIRST DOWNS	14	24
Rushing	6	13
Passing	8	11
Penalty	0	0
NET YARDS RUSHING	92	237
Rushing Attempts	32	48
Average Per Rush	2.9	4.9
Rushing Touchdowns	0	3
Yards Gained Rushing	117	255
Yards Lost Rushing	25	18
NET YARDS PASSING	107	172
Completions-Attempts-Int	13-26-0	18-28-1
Average Per Attempt	4.1	6.1
Average Per Completion	8.2	9.6
Passing Touchdowns	0	0
TOTAL OFFENSE YARDS	199	409
Total offense plays	58	76
Average Gain Per Play	3.4	5.4
Fumbles: Number-Lost	2-0	1-0
Penalties: Number-Yards	5-35	2-10
PUNTS-YARDS	8-317	5-179
Average Yards Per Punt	39.6	35.8
Net Yards Per Punt	33.6	35.0
Inside 20	2	4
50+ Yards	1	0
Touchbacks	1	0
Fair catch	2	1
KICKOFFS-YARDS	1-26	5-302
Average Yards Per Kickoff	26.0	60.4
Net Yards Per Kickoff	26.0	43.8
Touchbacks	0	2
Punt returns: Number-Yards-TD	1-4-0	2-28-0
Average Per Return	4.0	14.0
Kickoff returns: Number-Yds-TD	2-33-0	0-0-0
Average Per Return	16.5	0.0
Interceptions: Number-Yds-TD	1-0-0	0-0-0
Fumble Returns: Number-Yds-TD	0-0-0	0-0-0
Miscellaneous Yards	0	0
Possession Time	30:59	29:01
1st Quarter	7:28	7:32
2nd Quarter	9:40	5:20
3rd Quarter	8:56	6:04
4th Quarter	4:55	10:05
Third-Down Conversions	2 of 12	7 of 16
Fourth-Down Conversions	0 of 2	3 of 3
Red-Zone Scores-Chances	0-0	3-5
Touchdowns	0-0	2-5
Field goals	0-0	1-5
Sacks By: Number-Yards	3-16	2-18
PAT Kicks	0-0	3-3
Field Goals	0-0	1-1

NOTES

FOR THE RECORD

Tennessee captains were senior Brian Randolph, senior LaDarrell McNeil, senior Johnathon Johnson and junior Joshua Dobbs.

GAME NOTES

The Vols donned orange pants for the first time this season, sporting a full orange uniform for the first time since last year's Alabama game (Oct. 25, 2014).

The full orange combination was popular under Head Coach Johnny Majors in the 1980s. The Vols are 3-3 in their last six times wearing orange-on-orange.

With two regular season games still to play in 2015, the Vols have eclipsed the 2,000-yard rushing plateau. This is only the fourth time in the past 16 years Tennessee has accomplished that feat.

After rolling up 237 yards vs. North Texas today, Tennessee stands at 2,103 on the season through 10 contests. The Vols rushed for 1,903 last season in 13 games.

In the last 12 years, Tennessee's best rushing tallies are 2,261 yards in 2013 and 2,418 in 2004.

UT rushed for 200+ yards for the sixth time this season with its fourth-best total.

With the win, the Vols became bowl eligible for the second year in a row for the first time since back-to-back trips in 2009 and 2010.

Tennessee played host to its 92nd homecoming game and improved to 70-19-3 in those contests.

The Vols have won 29 of their last 32 homecoming games dating back to 1984.

Tennessee improved to 14-7 all-time vs. teams from Texas, with its previous game vs. a school from the Lone Star State coming against Houston (W, 42-7) on Sept. 26, 1998.

Vols Bowl Eligible With 24-0 Win Over North Texas

KNOXVILLE, Tenn. -- Alvin Kamara ran for 127 yards and two scores to lead Tennessee to a 24-0 homecoming win over North Texas on Saturday at Neyland Stadium. The Vols are now bowl eligible for the second-consecutive year.

The Vols' (6-4) win over North Texas (1-9) also marked the earliest date that UT had become bowl eligible since the 2007 season when the Big Orange recorded its sixth win on Nov. 3, 2007. Tennessee is now bowl eligible in back-to-back seasons for the first time since the 2009 and 2010 seasons.

The victory before the 96,197 in attendance at Neyland Stadium was also UT's first shutout since a 45-0 win over Austin Peay on Aug. 31, 2013, and the first time that North Texas had been shut out since a 41-0 loss to Alabama on Sept. 17, 2011. The Vols have won three games in a row for the first time since 2010.

Tennessee improved to 70-19-3 all-time in homecoming games with wins in 29 of its last 32 homecoming contests.

Kamara ran for 127 yards on 15 carries with a pair of scores for his fifth multi-touchdown game of the season.

UT's Joshua Dobbs finished 15-of-23 for 136 yards and an interception. Josh Malone led the Vols' receivers with four catches for 38 yards.

North Texas quarterback DaMarcus Smith went 12-of-25 for 103 yards. Jeffrey Wilson had 52 rushing yards on 14 carries and tight end Marcus Smith hauled in five catches for 46 yards.

The Vols had 409 yards of offense and limited North Texas to 199 yards, marking the fewest yards Tennessee has allowed since holding UT-Martin to 142 yards on Sept. 4, 2010.

Tennessee took a 7-0 lead just over a minute into the game when Alvin Kamara sprinted 27 yards up the right sideline for the game's first score, capping a five-play, 56-yard drive.

Jalen Hurd punched in a one-yard rushing touchdown on the first play of the second quarter to complete an eight-play, 71 yard drive and push the Vols lead to 14-0.

Aaron Medley's 34-yard field goal with 2:41 left in the first half gave Tennessee a 17-0 advantage heading into halftime. The Vols outgained the Mean Green in the first half, 226 yards to 101 yards. Kamara had 70 rushing yards on five carries and Hurd had 60 yards on 12 carries before the break.

Kamara extended Tennessee's lead to 24-0 early in the fourth quarter when he broke through the line for a 15-yard touchdown run to the left side.

The Vols resume SEC play on Nov. 21 against Missouri in Columbia. The game will feature an ESPN2 broadcast with kickoff slated for 7:15 p.m. ET.

SCORING SUMMARY

Team	Qtr	Time	Scoring Play	Conversion	Plays	TOP	Score
UT	1st	13:51	Kamara 27 yd run	Medley kick	5-56	1:09	0 - 7
UT	2nd	14:57	Hurd 1 yd run	Medley kick	8-71	2:32	0 - 14
UT	2nd	2:41	Medley 34 yd field goal		8-30	3:26	0 - 17
UT	4th	13:47	Kamara 15 yd run	Medley kick	12-80	4:14	0 - 24

STAT LEADERS

NORTH TEXAS

Rushing	Att	Yds	TD	Long	Avg.
Wilson	14	52	0	9	3.7
Ivery	4	44	0	16	11.0
Jimmerson	2	3	0	2	1.5
Team	1	-1	0	0	-1.0
Smith	11	-6	0	6	-0.5
Totals	32	92	0	16	2.9

Passing	C-A-I	Yds	TD	Long	Sack
Smith	12-25-0	103	0	15	2
Keena	1-1-0	4	0	4	0
Totals	13-26-0	107	0	15	2

Receiving	No.	Yds	TD	Long
Smith	5	46	0	15
Smiley	3	21	0	11
Harris	2	20	0	12
Rutherford	1	9	0	9
Wilson	1	7	0	7
Tucker	1	4	0	4
Totals	13	107	0	15

TENNESSEE

Rushing	Att	Yds	TD	Long	Avg.
Kamara	15	127	2	27	8.5
Hurd	15	72	1	19	4.8
Young	4	17	0	9	4.2
Kelly	5	15	0	9	3.0
Dormady	4	6	0	4	1.5
Dobbs	4	3	0	7	0.8
Pearson	1	-3	0	0	-3.0
Totals	48	237	3	27	4.9

Passing	C-A-I	Yds	TD	Long	Sack
Dobbs	15-23-1	136	0	26	1
Dormady	3-5-0	36	0	21	1
Totals	18-28-1	172	0	26	2

Receiving	No.	Yds	TD	Long
Malone	4	38	0	22
Pearson	3	24	0	18
Johnson	3	20	0	11
Smith	2	28	0	21
Hurd	2	23	0	14
Jennings	1	26	0	26
Ellis	1	5	0	5
Kamara	1	5	0	5
Wolf	1	3	0	3
Totals	18	172	0	26

GAME 11

TENNESSEE	6	10	3	0	-	19
MISSOURI	0	0	0	8	-	8

Nov. 21 | Memorial Stadium | Columbia, Mo. | 6:20 p.m. | Attendance: 59,575



THE BREAKDOWN

	UT	MIZ
FIRST DOWNS	19	10
Rushing	11	4
Passing	7	5
Penalty	1	1
NET YARDS RUSHING	248	88
Rushing Attempts	51	29
Average Per Rush	4.9	3.0
Rushing Touchdowns	1	1
Yards Gained Rushing	264	95
Yards Lost Rushing	16	7
NET YARDS PASSING	89	135
Completions-Attempts-Int	16-25-0	13-30-1
Average Per Attempt	3.6	4.5
Average Per Completion	5.6	10.4
Passing Touchdowns	0	0
TOTAL OFFENSE YARDS	337	223
Total offense plays	76	59
Average Gain Per Play	4.4	3.8
Fumbles: Number-Lost	1-0	1-1
Penalties: Number-Yards	4-27	7-50
PUNTS-YARDS	7-317	9-337
Average Yards Per Punt	45.3	37.4
Net Yards Per Punt	36.3	37.0
Inside 20	4	0
50+ Yards	3	0
Touchbacks	2	0
Fair catch	2	3
KICKOFFS-YARDS	6-336	2-124
Average Yards Per Kickoff	56.0	62.0
Net Yards Per Kickoff	42.3	31.5
Touchbacks	0	0
Punt returns: Number-Yards-TD	2-4-0	2-23-0
Average Per Return	2.0	11.5
Kickoff returns: Number-Yards-TD	2-61-0	6-82-0
Average Per Return	30.5	13.7
Interceptions: Number-Yds-TD	1-0-0	0-0-0
Fumble Returns: Number-Yds-TD	0-0-0	0-0-0
Miscellaneous Yards	0	0
Possession Time	36:18	23:42
1st Quarter	7:19	7:41
2nd Quarter	10:40	4:20
3rd Quarter	10:40	4:20
4th Quarter	7:39	7:21
Third-Down Conversions	8 of 20	2 of 15
Fourth-Down Conversions	0 of 0	2 of 2
Red-Zone Scores-Chances	4-5	1-1
Touchdowns	1-5	1-1
Field goals	3-5	0-1
Sacks By: Number-Yards	2-7	0-0
PAT Kicks	1-1	0-0
Field Goals	4-5	0-0

NOTES

FOR THE RECORD

Tennessee captains were senior Brian Randolph, redshirt senior Kyler Kerbyson, junior Joshua Dobbs and redshirt senior Owen Williams.

GAME NOTES

Johnathon Johnson started for the Vols at wide receiver against Mizzou, his first start of the season and the third start of his career.

With 248 rushing yards vs. Mizzou, the Vols have their most rushing yards in a season since 2004 (2,418) with 2,351 in 2015.

Freshman Kahlil McKenzie recorded his first career sack against the Tigers in the second quarter.

Tennessee outgained Missouri in yardage during the first quarter, 98-19. Over their last four games, the Vols have outgained opponents 589-102 (UT 144 - 2 UK, UT 177 - 28 SC, UT 170 - 53 NT) in the first quarter.

Trevor Daniel added to his impressive punting record, landing two punts inside the 10 for his 12th and 13th of the season.

Tennessee snapped three-game losing streak vs. Missouri, dating back to 2012 when the Tigers joined the Southeastern Conference.

With a 6-yard reception on the first play in the second quarter, sophomore TE Ethan Wolf became the only Vol with at least one catch in every game he's played this season and has a reception in his last 11 straight games.

Tennessee rushed for 248 yards vs. the Tigers, the most rushing yards allowed by Mizzou this year. On the season, Missouri had averaged only 113.7 rushing yards allowed per game entering tonight's contest.

Hurd, Vols Rumble Past Mizzou, 19-8

COLUMBIA, Mo. -- Jalen Hurd rumbled to a career-high 151 rushing yards and Aaron Medley made four field goals to lead Tennessee to a 19-8 win over Missouri on Saturday at Faurot Field. The Vols (7-4, 4-3 SEC) benefited from another outstanding performance by their defense. UT limited Missouri (5-6, 1-6 SEC) to 223 total yards (88 rushing, 135 passing) and forced two turnovers in the win.

Tennessee quarterback Joshua Dobbs finished 16-of-24 for 89 passing yards and ran for 54 yards and a score on 10 carries. Alvin Kamara had seven rushes for 43 yards and four catches for 23 yards. Von Pearson caught a game-high seven passes for 28 yards.

Hurd's 151 yards on 34 carries were the most rushing yards by a Vol since Dobbs ran for 166 against South Carolina on Nov. 1, 2014. Hurd also became the first Vol since Rajion Neal in 2013 to rush for 1,000 yards in a season. He has 1,038 on the year.

Missouri's Drew Lock completed 13 of 30 for 135 yards and one pick. Russell Hansbrough ran for 41 yards on 12 carries.

After Medley made two field goals in the first quarter and a third early in the second quarter, Dobbs ran for an eight-yard score with 17 second remaining in the first half to give the Vols a 16-0 halftime lead.

Medley connected from 30 yards out in the third quarter to push UT's lead to 19-0.

Missouri, which honored retiring head coach Gary Pinkel with videoboard tributes throughout the game, scored its lone touchdown on a one-yard run by Lock with 9:49 remaining and the Tigers converted the two-point try.

After shutting out the Tigers in the first half and the third quarter, the Vols have not allowed an opponent to score in their last eight quarters. It is UT's longest shutout streak since back-to-back shutouts (eight quarters) against Vanderbilt and Kentucky in 2002.

Tennessee held opponents scoreless for a stretch of 125:59 over the last three games.

Tennessee head coach Butch Jones stressed the team's need for turnovers entering Saturday's game and the Vols' defense delivered.

Cameron Sutton made his first interception of the season, picking off Lock along the sideline at the Tigers' 42-yard line on MU's opening drive.

On Missouri's first drive of the second quarter, LaTroy Lewis stripped the ball from Ish Witter and Darrin Kirkland Jr. recovered it at the UT 37.

Medley set a new career high with four made field goals, marking the third time he had three in a game. He has made his last eight field goal attempts.

He gave the Vols a 3-0 lead with 8:19 left in the first quarter when he made a 34-yard field goal from the left hash mark. He extended UT's lead to 6-0 with a 22-yard field goal with 1:05 remaining in the opening quarter. Tennessee went up 9-0 early in the second quarter when Medley made a 44-yarder. Medley's 30-yard attempt in the third quarter was good and gave the Vols a 19-0 lead.

Saturday's game featured a kickoff temperature of 28 degrees, making it the fourth-coldest start to a game in Tennessee history and the Vols' coldest since a 42-7 win over Vanderbilt on Nov. 26, 1977, in Knoxville when kickoff temperature was 25 degrees.

The coldest game in UT history was a 7-0 win over Kentucky in 10-degree weather in Knoxville on Nov. 25, 1950.

SCORING SUMMARY

Team	Qtr	Time	Scoring Play	Conversion	Plays	TOP	Score
UT	1st	8:19	Medley 34 yd field goal		8-35	3:43	3 - 0
UT	1st	1:05	Medley 22 yd field goal		7-36	2:01	6 - 0
UT	2nd	12:59	Medley 44 yd field goal		5-27	2:11	9 - 0
UT	2nd	00:17	Dobbs 8 yd run	Medley kick	10-64	3:01	16 - 0
UT	3rd	5:13	Medley 30 yd field goal		9-32	4:19	19 - 0
MIZ	4th	9:49	Lock 1 yd run	Reese pass from Lock	11-50	4:21	19 - 8

STAT LEADERS

TENNESSEE

Rushing	Att	Yds	TD	Long	Avg.
Hurd	34	151	0	31	4.4
Dobbs	10	54	1	23	5.4
Kamara	7	43	0	20	6.1
Totals	51	248	1	31	4.9

Passing	C-A-I	Yds	TD	Long	Sack
Dobbs	16-24-0	89	0	21	0
Totals	16-25-0	89	0	21	0

Receiving	No.	Yds	TD	Long
Pearson	7	28	0	9
Kamara	4	23	0	13
Malone	2	35	0	21
Hurd	2	-3	0	1
Wolf	1	6	0	6
Totals	16	89	0	21

MISSOURI

Rushing	Att	Yds	TD	Long	Avg.
Hansbrough	12	41	0	10	3.4
Witter	6	28	0	8	4.7
Lock	6	11	1	11	1.8
Hunt	5	8	0	5	1.6
Totals	29	88	1	11	3.0

Passing	C-A-I	Yds	TD	Long	Sack
Drew	13-30-1	135	0	44	2
Totals	13-30-1	135	0	44	2

Receiving	No.	Yds	TD	Long
Leftwich	2	41	0	44
Hilton	2	41	0	22
Brown	2	10	0	6
Reese	2	5	0	4
Hansbrough	2	-2	0	1
Moore	1	22	0	22
Dilosa	1	21	0	21
Witter	1	-3	0	0
Totals	13	135	0	44



UT WELL-REPRESENTED

- There are 29 VFLs on 17 different NFL teams.
- The Kansas City Chiefs have four VFLs in Eric Berry, Tyler Bray, Dustin Colquitt and Zach Fulton.
- The Denver Broncos have three VFLs in Britton Colquitt, Malik Jackson and Peyton Manning.
- The Miami Dolphins feature three VFLs in Matt Darr, Ja'Wuan James and Dallas Thomas

MISC NOTES

- VFL Eric Berry made a season-high eight tackles in the Kansas City Chiefs' 33-3 rout of San Diego on Nov. 22. It was his most tackles since recording 15 in the 2014 season opener vs. the Titans on Sept. 7, 2014.
- The Tennessee Titans placed VFL Justin Hunter on injured reserve after he hurt his ankle while making a block in a 27-10 loss to the Carolina Panthers on Nov. 15. Hunter had four catches for 47 yards in the game. He has 22 catches for 264 yards and one TD on the year.
- The Houston Texans placed VFL Arian Foster on injured reserve on Oct. 27. Foster injured his Achilles in the Texans' 44-26 loss to the Miami Dolphins on Oct. 25.

MANNING'S MILESTONES

- VFL Peyton Manning became the NFL's new all-time leader in passing yards on his first completion in the Denver Broncos' 29-13 loss to the Kansas City Chiefs on Nov. 15. Manning hit Ronnie Hillman on a 4-yard pass to move past Brett Favre (71,838) for most

- career passing yards. He currently sits at 71,871 yards.
- Manning is 2-0 this season against fellow Super Bowl champion QBs with wins against Joe Flacco (Baltimore Ravens) in Week 1 and Aaron Rodgers (Green Bay Packers). He will face New England and Tom Brady in Week 12 and Pittsburgh and Ben Roethlisberger in Week 15. The win against Green Bay on Nov. 1 also tied Manning with Brett Favre for most wins as a starting QB (186).
 - Manning (6,120) and Brett Favre (6,300) are the only two quarterbacks with 6,000 completions.
 - Manning is the NFL's all time leader (43) in fourth-quarter comebacks with seven more than the next QB (Dan Marino, 36).
 - Manning is in his 18th NFL season (17th technically as he sat out 2011 due to injury). Here are some of his approaching milestones:

CAREER PASSING YARDS (71,871 - NFL Record)

- Passed Brett Favre (71,838 yards) vs. KC on Nov. 15

CAREER PASSING TDs (539 - NFL Record)

- 550 -- 11 away

CAREER WINS AS STARTING QB (186)

- 186 (Favre's NFL Record) -- tied

CAREER PASS COMPLETIONS (6,120)

- 6,300 (Favre's NFL Record) -- 180 away

- Manning has 35 career games with four-plus touchdown passes, the most of any player in NFL history. Second on the list is Drew Brees with 27.

WITTEN MOVING UP THE CHARTS

- VFL Jason Witten had two catches for 27 yards against the Miami Dolphins on Nov. 22 and now has 994 career catches, 11th-most all-time. He is now six catches from Hines Ward (1,000) and 10th place.
- Witten has 10,974 receiving yards and on Sunday he passed Joey Galloway (10,950) for 32nd place on the all-time list. He is 85 yards away from 31st place and Chad Johnson (11,059).
- Of the all-time top 11 in receptions, only Witten (Cowboys), Marvin Harrison (Colts), Reggie Wayne (Colts) and Hines Ward (Steelers) recorded all of their catches with one team.
- Witten ranks third in career receptions among active players, trailing only free agent Reggie Wayne (1,070) and Colts wideout Andre Johnson (1,037).

CAREER RECEPTIONS (994)

- 6 back of Hines Ward (1,000) and 10th place
- 6 away from becoming the second tight end in NFL history with 1,000 catches. The first was Tony Gonzalez, who finished with 1,325.

TENNESSEE: PUNTER U

- Tennessee has three alums who are starting NFL punters, more than any other university. Here's where they rank in various NFL punting statistics:


Name (Team)	Avg.	Net Avg.	In 20
Britton Colquitt (DEN)	44.3 (T26)	40.5 (17)	15 (T19)
Dustin Colquitt (KC)	46.2 (T12)	42.9 (6)	25 (T1)
Matt Darr (MIA)	48.3 (3)	41.1 (T13)	18 (T10)

VOLS IN THE NFL ROUNDUP

Player	Pos.	Team	Last Week	Result	Week 11 Stats	Week 12 Opponent
Robert Ayers	DE	NY Giants	Bye			at WASH, 1 pm ET, FOX
Eric Berry	DB	Kansas City	at San Diego	W, 33-3	8 tackles	vs. BUF, 1 pm ET, CBS
Tyler Bray	QB	Kansas City	at San Diego	W, 33-3	Non-football Injury List	vs. BUF, 1 pm ET, CBS
Justin Coleman	DB	New England	vs. Buffalo	W, 20-13	DNP	at DEN, 8:30 pm ET, NBC
Britton Colquitt	P	Denver	at Chicago	W, 17-15	7 punts, 39.6 avg, 3 in 20	vs. NE, 8:30 pm ET, NBC
Dustin Colquitt	P	Kansas City	at San Diego	W, 33-3	5 punts, 40.6 avg, 4 in 20	vs. BUF, 1 pm ET, CBS
Morgan Cox	LS	Baltimore	vs. St. Louis	W, 16-13	--	at CLE, (MNF) 8:30 pm ET, ESPN
Matt Darr	P	Miami	vs. Dallas	L, 24-14	7 punts, 43.6 avg, 5 in 20	at NYJ, 1 pm ET, CBS
Arian Foster	RB	Houston	vs. NY Jets	W, 24-17	Injured Reserve	vs. NO, 1 pm ET, FOX
Ramon Foster	G	Pittsburgh	Bye			at SEA, 4:25 pm ET, CBS
Zach Fulton	G	Kansas City	at San Diego	W, 33-3	--	vs. BUF, 1 pm ET, CBS
Justin Hunter	WR	Tennessee	at Jacksonville	L, 19-13	Injured Reserve	vs. OAK, 1 pm ET, CBS
Malik Jackson	DE	Denver	at Chicago	W, 17-15	Started at DE	vs. NE, 8:30 pm ET, NBC
Ja'Wuan James	T	Miami	vs. Dallas	L, 24-14	DNP	at NYJ, 1 pm ET, CBS
Austin Johnson	FB	New Orleans	Bye		Practice Squad	at HOU, 1 pm ET, FOX
Peyton Manning	QB	Denver	at Chicago	W, 17-15	DNP	vs. NE, 8:30 pm ET, NBC
Jerod Mayo	LB	New England	vs. Buffalo	W, 20-13	5 tackles	at DEN, 8:30 pm ET, NBC
Daniel McCullers	DT	Pittsburgh	Bye			at SEA, 4:25 pm ET, CBS
Tony McDaniel	DE	Tampa Bay	at Philadelphia	W, 45-17	--	at IND, 1 pm ET, FOX
Denarius Moore	WR	Buffalo	at New England	L, 20-13	1 KR, 14 yards	at KC, 1 pm ET, CBS
Cordarrelle Patterson	WR	Minnesota	vs. Green Bay	L, 30-13	3 KR, 34.0 avg, 52 long	at ATL, 1 pm ET, FOX
Mychal Rivera	TE	Oakland	at Detroit	L, 18-13	1 rec, 21 yards	at TENN, 1 pm ET, CBS
Chris Scott	G	Carolina	vs. Washington	W, 44-16	--	Thurs., at DAL, 4:30 pm ET, CBS
Matt Simms	QB	Atlanta	vs. Indianapolis	L, 24-21	Practice Squad	vs. MIN, 1 pm ET, FOX
James Stone	C/G	Atlanta	vs. Indianapolis	L, 24-21	DNP	vs. MIN, 1 pm ET, FOX
Luke Stocker	TE	Tampa Bay	at Philadelphia	W, 45-17	Started at TE	at IND, 1 pm ET, FOX
Dallas Thomas	G	Miami	vs. Dallas	L, 24-14	Started at LG	at NYJ, 1 pm ET, CBS
Dan Williams	DT	Oakland	at Detroit	L, 18-13	3 tackles	at TENN, 1 pm ET, CBS
Jordan Williams	DL	Miami	vs. Dallas	L, 24-14	Practice Squad	at NYJ, 1 pm ET, CBS
Jason Witten	TE	Dallas	at Miami	W, 24-14	2 rec, 27 yards	Thurs., vs. CAR, 4:30 pm ET, CBS

-- = played, no stats

VOLS TO THE NFL



The Vols have one of the most storied histories of producing NFL Players:

- 337 drafted players, most in SEC and tied for eighth among all schools.
- At least one former Vol has played in 23 of the last 24 Super Bowls with a total of 35 playing in the big game since 2000. Defensive tackle Tony McDaniel became a Super Bowl Champion in 2014 with the Seahawks and was on last year's team that lost to the Patriots.
- 14 former Vols have been selected in the first round of the NFL Draft since 2000, while 70 UT players overall have been selected in that time frame.
- Tennessee is second in the SEC with 45 all-time first-round draft picks.
- Tennessee has had multiple first-round draft picks nine times in the history of the NFL Draft, including 2010.
- Former Vol Peyton Manning earned a record fifth NFL regular-season MVP award in 2013 becoming the most awarded quarterback in the league.
- Former Vols Peyton Manning, Arian Foster and Jason Witten were named to the 2015 Pro Bowl.

MEDIA INFORMATION

CREDENTIAL REQUESTS

- To obtain season or single-game credentials, please apply online by visiting <http://www.sportssystems.com/seccredentials>, scroll and click on Tennessee.

INTERVIEW REQUESTS

- Following practices open to the media, interviews will take place in the Ray & Lucy Hand South Studio. True freshmen are not available for interviews, and student-athletes should not be contacted by the media for interviews by any method outside of scheduled interview times.
- Interview requests for Coach Jones outside of standard interview times should be made through Senior Associate AD for Communications Ryan Robinson at 865-974-4167 (office) or 865-410-9988 (cell). Requests for player interviews should be made at least 24 hours in advance of the practice for which you are requesting an interview by contacting Assistant AD/Media Relations Jason Yellin at 865-974-9494 (office) or 865-314-0273 (cell).

WEEKLY MEDIA CONFERENCES

- Coach Butch Jones's weekly press conferences are held Mondays of game week inside the Stokely Family Media Center in Neyland Stadium at 12 p.m.
- Coach Jones will handle his weekly SEC Teleconference at 11:50 a.m. ET each Wednesday beginning Sept. 2 through Nov. 25. Media representatives should contact the SEC at (205) 458-3000 for a confidential phone number.

NEYLAND GAME DAY INFORMATION

- Press Will Call is at Gate 21 on the northwest side beginning two hours before game time.
- Pregame media meal is served on Press Box fifth level and in the Stokely Family Media Center at field level.
- Press box media access is through Gate 15. Field access is through Gates 21A and 25.
- Press parking is in parking garage G-10 at the southwest end of the stadium.

DIRECTIONS TO NEYLAND STADIUM

- From Airport: Turn toward Knoxville onto Alcoa Hwy. (U.S. Hwy. 129 North). After crossing Tennessee River bridge, exit right and then turn left onto Neyland Drive.
- From I-40 East: Follow I-40 to James White Parkway. Follow to Neyland Drive. (G-10 Garage can be entered off Neyland Drive.)
- From I-40 West: Follow I-40 to James White Parkway. Follow to Neyland Drive.
- From I-75 South: Follow I-75 to I-275. Follow I-275 to I-40. Take I-40 East to James White Parkway and follow to Neyland Drive. (G-10 Garage can be entered off Neyland Drive.)
- At Neyland Drive: Follow to Thompson-Boling Arena. Turn onto Lake Loudoun Boulevard. Turn right at first light onto Phillip Fulmer Way. G-10 garage is on right after passing arena.

TENNESSEE MEDIA RELATIONS STAFF



RYAN ROBINSON

Senior Associate Athletic Director
for Communications
Office: 865-974-4167
Cell: 865-410-9988
E-mail: ryan.robinson@utk.edu



JASON YELLIN

Assistant Athletics Director
for Media Relations
Office: 865-974-9494
Cell: 865-314-0273
E-mail: jyellin@utk.edu
Twitter: @JasonYellin



MJ BURNS

Assistant Director
for Media Relations
Office: 865-974-8876
Cell: 713-419-4583
E-mail: MBurns@utk.edu
Twitter: @MJTBurns



STEPHEN K. LEE

Assistant Director
for Media Relations
Office: 865-974-7489
Cell: 504-259-0907
E-mail: sklee@utk.edu
Twitter: @StephenKLeeUT



KELLEN HISER

Graduate Assistant
for Media Relations
Office: 865-974-1131
Cell: 307-760-8261
E-mail: khiser@utk.edu
Twitter: @toKelwithit

Staff: Tom Satkowiak, Eric Trainer, Amanda Pruitt, Donald Page, Brian Rice, Craig Bisacre, Jared Prescott, Ashlie Caldwell

TENNESSEE MEDIA RELATIONS

Anderson Training Center Ground Floor

Phone: (865) 974-1212

Fax: (865) 974-9496

Mailing Address: P.O. Box 15016 Knoxville, TN 37901

Shipping Address: 1551 Lake Loudoun Boulevard, Knoxville, TN 37996

SEC MEDIA SERVICES

MEDIA RELATIONS STAFF: For information on services provided by the SEC, call (205) 458-3000, or write to 2201 Richard Arrington Boulevard North, Birmingham, AL 35203.

MEDIA RELATIONS OFFICE

Herb Vincent

Associate Commissioner/
Communications
Office: (205) 458-3000
E-mail: hvincent@sec.org



Herb Vincent

Website: secsports.com

Overnight Address:
2201 Richard Arrington Blvd
North, Birmingham, AL 35203

STAFF

Director of Media Relations: Craig Pinkerton
(cpinkerton@sec.org)
Associate MRD: Chuck Dunlap (cdunlap@sec.org)
Associate MRD: Tammy Wilson (twilson@sec.org)
Assistant MRD: Sean Cartell (scartell@sec.org)
Assistant MRD: Jill Skotarczak (jskotarczak@sec.org)
Assistant/Digital Media: Courtney Fritts (cfritts@sec.org)

TELECONFERENCE: The 14 SEC head football coaches will be featured weekly on a teleconference from 11 a.m.-1:10 p.m., ET, during the 2015 league season. The teleconference will be held each Wednesday beginning Wed., Sept. 2 through Wed., Nov. 25. Media representatives should contact the SEC Media Relations Department (205) 458-3000 for the confidential phone number. Each coach will appear on the teleconference for seven minutes, according to the following schedule:

Order of Appearance (All Times Eastern)

11:00 a.m.	Les Miles, LSU
11:10 a.m.	Shawn Elliott, South Carolina
11:20 a.m.	Jim McElwain, Florida
11:30 a.m.	Derek Mason, Vanderbilt
11:40 a.m.	Nick Saban, Alabama
11:50 a.m.	Butch Jones, Tennessee
12:00 p.m.	Bret Bielema, Arkansas
12:10 p.m.	Gary Pinkel, Missouri
12:20 p.m.	Hugh Freeze, Ole Miss
12:30 p.m.	Kevin Sumlin, Texas A&M
12:40 p.m.	Mark Stoops, Kentucky
12:50 p.m.	Dan Mullen, Mississippi State
1:00 p.m.	Mark Richt, Georgia
1:10 p.m.	Gus Malzahn, Auburn

ONLINE

Official Site
utsports.com/football



YouTube
youtube.com/UTSportsTVFootball

SOCIAL



Twitter, Instagram, Snapchat
@Vol_Football



Facebook Page
Facebook.com/VolFootball

TENNESSEE FOOTBALL PRACTICE SCHEDULE FOR THE UPCOMING WEEK

MONDAY [23]

11:30 a.m. Press Conference

Coach Jones, select student-athletes
- RLH Studio

TUESDAY [24]

Practice: 4:45 p.m.

Haslam Field viewing.
Approx 6:30 p.m. Asst Coaches - RLH Studio

WEDNESDAY [25]

Coach Jones SEC Media Teleconference, 11:50 a.m.
Jones Press Conference: 12:15 p.m. - RLH Studio
Players Press Conference: 12:30 p.m. - RLH Studio

THURSDAY [26]

**THANKSGIVING
No Open Practice**

FRIDAY [27]

No Open Practice

SATURDAY [21]

**UT vs. Vanderbilt
Senior Day
4 PM ET
(SEC Network)**

SUNDAY [22]

No Open Practice

collegepressbox.com features media information, news and information links and weekly and archived game notes, rosters, depth charts, statistics and game books, as well as pregame quotes. The service also has special sections devoted to bowls, awards, national signing day and spring football, and the NFL Draft. To access the site, log in with:
username: secmedia | password: birmingham