



MIDDLE TENNESSEE

▶ 2013 ARMED FORCES BOWL ▶ 2011 GODADDY.COM BOWL ▶ 2009 NEW ORLEANS BOWL CHAMPIONS ▶ 2006 MOTOR CITY BOWL

MIDDLE TENNESSEE (2-2; 1-0) VS VANDERBILT (1-3; 0-2)

Sat., Oct. 3, 2015 • Floyd Stadium (30,788) • Murfreesboro, TN



2015 SCHEDULE/RESULTS

2-2, 1-0 C-USA (home: 2-0; away: 0-2)

SEPTEMBER

5	JACKSON STATE	W, 70-14
12	at #2 Alabama (SECN)	L, 37-10
19	*CHARLOTTE	W, 73-14
26	at Illinois (ESPNews)	L, 27-25

OCTOBER

3	VANDERBILT (CBS SN)	6 PM
10	*at WKU (Fox TBD)	TBA
17	*FIU (Fox TBD)	TBA
24	*at Louisiana Tech (ASN)	2:30 PM

NOVEMBER

7	*MARSHALL (Fox TBD)	TBA
14	*at FAU (ASN)	11 AM
21	*NORTH TEXAS (ASN)	11 AM
28	*at UTSA (FCS)	1:30 PM

Home games in all caps

*C-USA game

THE COVERAGE

TELEVISION

CBS Sports Network
Play-by-Play: Jason Horowitz
Color Analyst: Derek Rackley
Sideline: Cassie Gallo

RADIO

Blue Raider Sports Properties
PxP: Chip Walters, 25th Season
Analyst: Dejuan Buford, 1st Game



GoBlueRaiders.com

Live audio stream of broadcast/Live Stats

ONLINE

Twitter // @MT_FB
Live updates with stats and notes



Facebook // fb.com/BlueRaiderAthletics
In-game updates and photos

Instagram // @MTAthletics
Photos and graphics



Snapchat // @MT_Athletics
Behind the scenes coverage

YouTube // GoBlueRaidersTV
Postgame highlights and interviews

GoBlueRaiders.com
Complete coverage of Middle Tennessee football

GAME 5

RAIDERS HOST SEC'S COMMODORES

▶ Middle Tennessee welcomes SEC foe and neighboring rival Vanderbilt to Floyd Stadium for the first time in 95 years. The Blue Raiders have won all three meetings since joining the FBS ranks but trail in the overall series, 12-3.

QUICK HITTERS

▶ MT is 10-1 at home in its last 11 games.
▶ The Blue Raiders are averaging an astounding 71.5 points a game this season at home.

▶ MT ranks 16th nationally in fewest penalties per game (4.75).

▶ WR Richie James is averaging 8.5 receptions a game this season as a freshman to rank 8th nationally and ranks 1st among freshmen.

▶ Cody Clark's consecutive made PAT streak of 116 ranks as the third longest nationally.

▶ MT's 73 points scored in the conference opener against Charlotte went down as the second most scored in school history and came on the heels of a 70-point outing in game one.

▶ MT had 42 points in the first quarter in win over Charlotte which was a school record for points in a quarter.

▶ When Brent Stockstill started against JSU, he became just the second head coach's son in C-USA history to start at quarterback. In 1997-98, Tyson Helton started at Houston when his dad, Kim Helton, was the head coach.

▶ In their last 25 conference games, MT has a mark of 18-7.

▶ Kevin Byard is 3rd among NCAA's active players in interceptions per game at 0.39. He also ranks 1st in total interceptions with 16.

▶ RB Shane Tucker has scored at least one touchdown in 12 of his last 19 regular season games.

▶ Over the last 34 games, the Blue Raider defense has come up with 44 interceptions. The team had 15 picks in 2013 by eight different players, 13 in 2014 and seven already in 2015.

▶ Kevin Byard has 327 career interception return yards to own the MT record and rank first on the NCAA active list. The NCAA all-time record is 501 by FSU's Terrell Buckley.

▶ Consecutive Starts Leader: T.T. Barber at 32.

▶ Under Rick Stockstill, the Blue Raiders have been involved in 17 games that were decided in the final

INJURY POLICY

▶ The only announcement about injuries will be provided to the media each Friday. The list will state if a player is out, probable, questionable, or doubtful.



SERIES HISTORY

Overall: Vanderbilt leads 12-3
At Middle Tennessee: 0-1
At Floyd Stadium: 0-1
At Vanderbilt: 3-11
At Neutral Site: 0-0
Rick Stockstill vs Vanderbilt: 0-0
Derek Mason vs MT: 0-0
Last MT Win: 2005 (17-15)
Last Vanderbilt Win: 23-13 in 1956

SERIES RESULTS

YEAR	W/L	SCORE	SITE
1915	L	51-0	A
1920	L	34-0	H
1921	L	34-0	A
1922	L	38-0	A
1925	L	27-0	A
1926	L	69-0	A
1936	L	45-0	A
1950	L	47-0	A
1951	L	22-7	A
1953	L	31-13	A
1955	L	46-0	A
1956	L	23-13	A
2001	W	37-28	A
2002	W	21-20	A
2005	W	17-15	A

minute of regulation or overtime. The team is 10-7 in those games and have won six of the last seven.

▶ Head Coach Rick Stockstill is third on the school's all-time wins list with 59 victories.

▶ In 116 games under Rick Stockstill, the Blue Raiders are +27 in turnover margin.

▶ Middle Tennessee has scored 30 or more points 48 times under Rick Stockstill. The most 30-point games in a season under Stockstill is nine (2009).

NEXT UP

▶ Middle Tennessee will jump back into conference play as it travels up the road to WKU on Oct. 10. The game will be broadcast on Fox.

MIDDLE TENNESSEE ATHLETIC COMMUNICATIONS / MEDIA POLICIES



INTERVIEWS & POLICIES

Weekly Press Conference

On Mondays at 10:30 AM, in the Kennon Sports Hall of Fame building, selected players and Coach Stockstill meet with the media individually for a press conference. The conferences are weekly and will be held every Monday before a game. Media can park in the area located between the practice field and the weight room on campus. The Athletic Communications Office will transcribe quotes that will be put on GoBlueRaiders.com and also emailed to the Blue Raiders' primary and football lists. A video feed of Stockstill, along with the players, will be available on YouTube.com/GoBlueRaiders.tv

Practice Policies

On a Saturday game week, Middle Tennessee practices are open to the media on Monday, Tuesday, and Wednesday. Interviews with coaches and players will take place after practice just outside the practice facility. However, players will not be available for any interviews after Wednesday's practice. They will not be available again until postgame. Please adjust the calendar for mid-week games.

Coach Stockstill Interviews

Coach Stockstill is available following each practice, but please let Mark Owens know if you intend to be at practice and would like an interview in advance. If you need to speak with Coach Stockstill by phone, please contact Mark Owens at owens@goblueraiders.com well in advance of the time you need him.

Player Interviews

Middle Tennessee players and assistant coaches are available for in-person or phone interviews Monday, Tuesday, and Wednesday of a normal game week. Interviews will be conducted after practice. All phone requests MUST be made a day in advance. Please contact Mark Owens for these requests.



PRESS CREDENTIALS

► Media credentials for all Middle Tennessee home games can be obtained by emailing a written request to Mark Owens (owens@goblueraiders.com) in the Athletic Communications Office.

All requests are screened to ensure a working pressbox with priority given to daily newspapers, radio/TV sports directors and other media who cover the Blue Raiders and their opponents on a regular basis.

Guests are not permitted in any working media area. If you wish to bring a guest to any game, contact Mark Owens regarding the availability of tickets.

MEDIA WILL CALL

► Credentials will be mailed for all requests received at least seven days in advance of the specified game. All other credentials should be picked up in the Athletic Communications office the day before the game, or at the Media Will Call window beginning at 9 AM on gameday. Media Will Call is located at Gate 1A of Floyd Stadium on the southwest corner.

BLUE RAIDER TOWER MEDIA ENTRANCE

► To access the pressbox, media members should use the elevator on the west side of the stadium. The pressbox is located on the fourth floor.

SIDELINE REGULATIONS

► In order to gain access to field level, media members and photographers must have a visible credential.

Tripods are allowed on the field but must be at least five yards away from the sideline or end line.

No photographers or media personnel are permitted within the team areas (midfield between the 25-yard lines) at any time. Please work from either side of the team area and move quickly behind the benches when changing ends of the field.

MEDIA SERVICES

► Pregame notes, rosters and programs are provided to working media in the pressbox prior to kickoff. Quickie stats will be distributed in the press box after each quarter and at the conclusion of the game.

Final game packets will be available in the pressbox following interviews.

COLLEGEPRESSBOX.COM

CollegePressBox.com is the official media website for Conference USA football. Access and download weekly game notes, opponent notes, quotes, depth charts, complete final game books, media guides, head shots, and more for the conference and each of its 13-member schools.

The site also has a complete list of conference beat writers, radio broadcasters, and much more.

Login information will be distributed to accredited media or you can apply for a password by sending an e-mail to password@collegepressbox.com.

MIDDLE TENNESSEE ATHLETIC COMMUNICATIONS

Shipping Address 1500 Greenland Drive
 Murfreesboro, TN 37132
 Phone..... 615.898.2968
 Web site..... GoBlueRaiders.com
 Associate AD/Communications..... Mark Owens
 Email..... owens@goblueraiders.com
 Office..... 615.898.5057
 Cell..... 615.631.9520
 Twitter @MarkOwens5
 Assistant..... Tony Stinnett
 Email..... Stinnett@goblueraiders.com
 Office..... 615.898.5270
 Cell..... 615.631.9521
 Twitter @tstinnett3
 Assistant..... Alex Mitchell
 Email..... Mitchell@goblueraiders.com
 Office..... 615.904.8115
 Cell..... 770.309.1760
 Social Media Coordinator..... Brent Beerends
 Email..... Beerends@goblueraiders.com
 Office..... 615.494.8653
 Cell..... 641.780.7005
 Media Specialist/Video..... Nathan Wallach
 Email..... Wallach@goblueraiders.com
 Office..... 615.494.8863
 Cell..... 615.403.6424
 Intern..... Tony Abati
 Email..... abati@goblueraiders.com
 Office..... 615.904.8209
 Cell..... 615.691.0780
 Intern..... Eric Beovich
 Email..... Beovich@goblueraiders.com
 Office..... 615.904.2378
 Cell..... 850.723.8134
 Pressbox Phone..... 615.898.2312
 Twitter..... @MTAthletics
 Facebook..... BlueRaiderAthletics
 Instagram..... MTAthletics

Coach Stockstill will be available for comments and questions in the Green Room located in the southeast corner of Murphy Center approximately 15 minutes following conclusion of the game.

The Athletic Communications office will transcribe a portion of the postgame comments from Stockstill, the visiting head coach, and selected Blue Raider players.

Prior to Coach Stockstill's session, requested Middle Tennessee players will be made available in the Green Room. Requests for specific players should be submitted to the MT Athletic Communications staff in the pressbox before or during the fourth quarter.

The Middle Tennessee locker room is closed to the media at all times. The visiting coach will be made available outside his locker room in the southeast corner of the stadium.

PHOTOGRAPHER ROOM

► A photographer work area is setup prior to each game in the southeast corner of Murphy Center. Tables and internet access will be setup just outside the Green Room for use by all photographers.

THIS WEEK: RAIDER FOOTBALL

28	29	30	1	2	3	4
MONDAY	TUESDAY	WEDNESDAY	THURSDAY	FRIDAY	SATURDAY	SUNDAY
Press Luncheon • 10:30 AM • Off Day	Team Practice • 4 PM • Interviews after practice	Team Practice • 4 PM • Interviews after practice	Team Practice • 4 PM • No interviews	Team Practice • No interviews	Kickoff vs VU • 6 PM	Team Practice

MT ON HOMECOMING

▶ Middle Tennessee has an overall mark of 51-22-2 on Homecoming and has won 22 of the past 27. The Blue Raiders defeated UAB, 34-22, in last year's Homecoming game. The five losses during this stretch came against Troy in 1999, Louisiana-Lafayette in 2005 and 2007, ULM in 2012 and ECU in 2013. The Blue Raiders are 6-3 on Homecoming under Rick Stockstill.

RAIDERS VS THE SEC

▶ When Middle Tennessee kicks off against Vanderbilt it will mark the 24th game against the SEC since the Blue Raiders moved to FBS (I-A) status in 1999 and its second of 2015. The Blue Raiders have three victories during that span with each coming on the road against Vanderbilt (2001, 2002, 2005). Since 1999, the Blue Raiders have faced every team in the SEC at least once except for Auburn.

RAIDERS AT FLOYD STADIUM

▶ Since Floyd Stadium opened in 1933, the Blue Raiders have compiled an overall mark of 281-116-13 (.700), including a record 31-game win streak from 1987-94.

▶ Under Rick Stockstill, the Blue Raiders are 33-18 overall at Floyd Stadium and 21-12 in conference games (6-1 vs C-USA).

▶ Since 2007, MT has had home games against Virginia, Maryland, Mississippi State, Minnesota, Georgia Tech and BYU. MT will host Vandy in 2015, 2017, Duke in 2019 and Missouri in 2022.

RAIDERS GETTING OFFENSIVE

▶ Middle Tennessee has been very effective offensively the early part of the season by averaging 476.8 yards a game to rank 30th nationally. The unit put up 659 yards against Charlotte and 73 points, which was the second most in school history. With a 70-point game in their opener vs JSU, the 2015 Raiders are the first in school history to score 70 or more points twice in a season. The unit is also averaging 44.5 points a game to rank 12th nationally.

DEFENSE NOT TOO SHABBY EITHER

▶ Middle Tennessee gets a lot of praise for its offense but the defense is quietly having a solid season as well. Through four games, MT ranks 7th in turnovers gained (10), 8th in interceptions and 5th in red zone defense (.600). The unit is allowing just 351.3 yards a game and 23.0 points.

DANDY DUO

▶ The receiving duo of senior Ed Batties and freshman Richie James is becoming lethal in the Blue Raiders' high octane offensive attack. The pair ranks in the Top 12 nationally in receptions per game and come into the Vandy

contest with a combined 64 receptions, 798 yards and eight touchdowns. The top receiving tandem in school history is Kerry Wright and Chris Henry who combined for 136 catches in 2004. The pair is coming off a 25-catch game at Illinois where Batties hauled in a school record 13 receptions and James added 12, which would have tied the old school mark.

IMPACT NEWCOMER

▶ Junior Jeremy Cutrer, a late transfer from Mississippi Gulf Coast CC and an original LSU signee, has made quite an impact for the Blue Raiders. In just four starts, Cutrer leads the team with three interceptions, six pass breakups to go with a blocked field goal and fumble recovery. He ranks 6th nationally in passes defended at 2.3 per game.

WATCH LISTS

▶ Middle Tennessee has five different players represented on four Watch Lists in 2015. The recognized players are Kevin Byard, Darius Johnson, T.T. Barber, Josh Chester, and Shane Tucker. Following is a list:

- Rotary Lombardi: T.T. Barber and Darius Johnson
- Jim Thorpe: Kevin Byard
- Rimington: Josh Chester
- Doak Walker: Shane Tucker
- Senior Bowl: Kevin Byard

MR. SENIORITY

▶ Middle Tennessee Head Coach Rick Stockstill is in his 10th season at the helm of the Blue Raiders. His 10 seasons make him the longest tenured head coach in Conference USA while ranking tied for 15th nationally.

1. Frank Beamer, VT 29th season
2. Bill Snyder, KSU 24th season
3. Bob Stoops, OU 17th season
4. Kirk Ferentz, Iowa 17th season
5. Gary Patterson TCU 15th season
6. Mark Richt, UGA 15th season
7. Gary Pinkel, Missouri 15th season
8. George O'Leary, UCF 12th season
9. Steve Spurrier, USC 11th season
10. Les Miles, LSU 11th season
11. Mike Gundy, OSU 11th season
12. Kyle Whittingham, Utah 11th season
13. Bronco Mendenhall, BYU 11th season
14. Frank Solich, Ohio 11th season
15. **Rick Stockstill, MT** 10th season
16. Pat Fitzgerald, Northwestern 10th season

6 TIMES IN 9 YEARS

▶ In nine years under Rick Stockstill, Middle Tennessee has reached bowl eligibility six times and five times in the last six years. The Blue Raiders have been bowl eligible under Rick Stockstill in 2006, 2009, 2010, 2012, 2013 and 2014.



QUICK FACTS

General

Location..... Murfreesboro, TN 37132
 Founded..... 1911
 Enrollment 23,881
 Nickname Blue Raiders
 Colors Royal Blue and White
 Conference Conference USA
 President Dr. Sidney A. McPhee
 Alma Mater..... Prairie View, 1976
 Director of Athletics Chris Massaro
 Alma Mater..... Northern Colorado, 1983
 Stadium..... Floyd/Horace Jones Field
 Surface..... Synthetic
 Capacity..... 30,788
 Basic Offense..... Multiple
 Basic Defense..... 4-3

History

First Year of Football 1911
 Number of Seasons..... 101st
 All-Time Record 552-408-28
 Record at Floyd Stadium..... 281-116-13
 FBS Bowl Appearances 4 (1-3)
 First Year in C-USA 2013

2014 Recap

2014 Record 6-6
 2014 Bowl None
 2014 C-USA Record..... 5-3
 2014 C-USA Finish 2nd in East

Coaching Staff

Head Coach.....Rick Stockstill
 Alma Mater..... Florida State, 1982
 Record at MT 59-57 (10th season)
 Record Overall..... Same
 Safeties.....David Bibee
 Special Teams Coord./RBMike Polly
 Defensive Coordinator/LB Tyrone Nix
 Recruiting Coordinator/CBSteve Ellis
 Defensive Line Tommy West
 Offensive Coord./QB Buster Faulkner
 Tackles/TE Rick Mallory
 Offensive Line Geep Wade
 Wide Receivers.....Kodi Burns
 Graduate Assistant.....Kenneth Gilstrap
 Graduate Assistant..... Omar McLendon
 Graduate Assistant..... Tyler Boles
 Graduate Assistant.....Cory Cronin
 InternParks Frazier
 Strength and ConditioningJason Spray
 Sports Medicine..... Keith Bunch
 Director of Player Devel..... Brent Brock
 Director of OperationsChris Matusek
 Dir. of Player Personnel Brandon Lawson
 Equipment Manager..... Kortne Gosha
 Video Coordinator.....Erik Bartlett
 Team Security ...John Albertson, Matt Perry, Sanders Watson
 Secretary Jan Worley
 Ticket Office..... 1-888-YES-MTSU

LAST MINUTE PLAYS IN THE RICK STOCKSTILL ERA

Games decided by one play in the final minute of regulation

Opponent	Result	Play	Time of Play
Illinois, 2015	L, 27-25	Missed 43-yard FG	0:04
FAU, 2014	W, 35-34	12-yard pass to Marcus Henry from Austin Grammer	0:19
USM, 2014	W, 37-31	MT recovers outside kick	0:27
WKU, 2014	W, 50-47 (3OT)	WKU hits 24-yard field goal	0:20
UAB, 2013	W, 24-21	18 FG by Cody Clark	0:03
Marshall, 2013	W, 51-49	9-yard pass to Tavarres Jefferson from Logan Kilgore	0:00
FIU, 2012	W, 34-30	Reggie Whatley 7 TD run	0:36
WKU, 2011	L, 36-33 (2OT)	Shubert Bastien Blocked 46 FG to end regulation	0:00
Memphis, 2011	W, 38-31	33-yard pass to Anthony Amos from Logan Kilgore	0:00
Purdue, 2011	L, 27-24	47 FG by Alan Gendreau blocked	0:00
Maryland, 2009	W, 32-31	19 FG by Alan Gendreau	0:00
Kentucky, 2008	L, 20-14	Hail Mary to Eldred King came up 1-yard short	0:00
FAU, 2008	W, 14-13	Hail Mary to Malcolm Beyah (32-yd TD Catch)	0:00
ULM, 2007	W, 43-40	Bradley Robinson 89-yd kickoff return for TD	0:45
Virginia, 2007	L, 23-21	UVA hit 34-yard field goal	0:08
WKU, 2007	L, 20-17	Matt King misses 34-yard field goal	0:00
Troy, 2006	L, 21-20	Troy 3-yard TD pass	0:14



WHO'S UP? WHO'S DOWN?

Press Box

David Bibee, Safeties
Tommy West, Defensive Line
Rick Mallory, Tackles/Tight Ends

Sidelines

Rick Stockstill, Head Coach
Buster Faulkner, Offensive Coord.
Tyrone Nix, Defensive Coordinator
Steve Ellis, Cornerbacks
Geep Wade, Offensive Line
Kodi Burns, Wide Receivers
Mike Polly, Running Backs

RAIDERS RECORD WHEN ...

	2015
At Home	2-0
On The Road	0-2
Neutral Site	0-0
vs C-USA Opponents	1-0
vs Non-Conference	1-2
vs Ranked Opponents	0-1
vs In-State Opponents	0-0
In September	2-2
In October	0-0
In November	0-0
In December	0-0
On FS1	0-0
On CBS SN	0-0
On FCS	0-0
On ASN	0-0
On SECN	0-1
On ESPNews	0-1
Afternoon Games	0-2
Night Games	2-0
Decided by 7 or less	0-1
Winning Coin Toss	1-1
Losing Coin Toss	1-1
Scoring First	2-0
Opp. Scores First	0-2
Leading at Halftime	2-0
Tied at Halftime	0-0
Trailing at Halftime	0-2
Leading After 3 Qts.	2-0
Tied After 3 Qts.	0-0
Trailing After 3 Qts.	0-2
In Overtime	0-0
Scoring 30+ Pts	2-0
Scoring 20-29 Pts	0-1
Scoring 0-19 Pts	0-1
Allowing 30+ Pts	0-1
Allowing 20-29 Pts	0-1
Allowing 0-19 Pts	2-0
Outrushing Opp.	2-0
Getting Outrushed	0-2
Pass for More Yds	2-1
Pass for Fewer Yds	0-1
Outgaining Opp.	2-0
Getting Outgained	0-2
Win Time of Poss.	2-1
Lose Time of Poss.	0-1
Fewer Penalty Yds	2-0
More Penalty Yds	0-2
Win Turnover Battle	1-0
Lose Turnover Battle	1-2

2015 TURNOVER BREAKDOWN

Opponent	MT TOs	Opp. Pts.	Opp. TOs	MT Pts.	Margin
Jackson State	2	0	1	7	-1
Alabama	4	14	2	7	-2
Charlotte	2	7	7	31	+5
Illinois	1	3	0	0	-1
Vanderbilt	0	0	0	0	0
WKU	0	0	0	0	0
FIU	0	0	0	0	0
LA Tech	0	0	0	0	0
Marshall	0	0	0	0	0
FAU	0	0	0	0	0
North Texas	0	0	0	0	0
UTSA	0	0	0	0	0
Total	9	24	10	45	+1

IMPORTANCE OF WINNING THE TURNOVER BATTLE

► Winning the turnover battle is critical in collecting victories in football. Under Rick Stockstill, MT has a mark of 41-12 when winning the turnover battle and is 32-4 during bowl eligible years (2006, 2009, 2010, 2012, 2013 and 2014). Over the last 41 games (since 2012), MT is 16-1 when winning the turnover battle.

90-YARD DRIVES

► The Blue Raiders have put together 18 scoring drives of 90 or more yards under Rick Stockstill. MT had four in 2011, and three each in 2012 and 2009. The Raiders had two in 2014 with a long of 95 yards set in the season opener against Savannah. The longest drive under Stockstill was a 99 yarder in a 2007 win at Louisiana-Monroe.

DEFENSIVE SCORES UNDER STOCKSTILL

► Under Rick Stockstill, the Blue Raider defense has scored 22 defensive touchdowns and 17 have come since 2009. Of the 22 scores, 14 have been interceptions and eight have come by way of fumble returns. In 2013, MT had six defensive scores but had just one in 2014.

LOOKING FOR 100

► During its history, Middle Tennessee owns an impressive 156-54-1 (.742) record when a back gains 100 or more yards rushing. Under Rick Stockstill, a Blue Raider has reached the 100-yard mark 41 times and the team has a 34-7 mark in those games.

30 IS MAGIC

► Under Rick Stockstill, the Blue Raiders are 45-3 when scoring 30 points or more. The three losses came at Louisville in 2007 when the Raiders fell, 58-42, at Troy in 2011, 38-35, and at home against WKU in 2011, 36-33 (2OT).

OVERTIME GAMES

► Middle Tennessee has competed in seven overtime games as an FBS member (since 1999) and carries a mark of 4-3. Here is a list of the overtime games:

Overtime

2014: MT 50, WKU 47 (9/13) (3OT)
2013: MT 42, FAU 35 (9/21) (OT)
2011: WKU 36, MT 33 (10/6) (2 OT)
2003: UL-Lafayette 57, MT 51 (11/15) (4 OT)

MIDDLE TENNESSEE'S BLOCKED KICKS IN FBS ERA

Totals: 54 in 195 games (24 FGs, 19 punts, 11 PATs)
Totals under Stockstill: 34 in 116 games (17 FGs, 13 punts, 4 PATs)

2000 (1 punt, 0 PAT, 0 FG)

Louisiana Tech – Punt (Michael Woods) hW

2001 (1 punt, 1 PAT, 1 FG)

ULM – PAT (Kareem Bland) aW
ASU – Punt (Chris Johnson) hW
Connecticut – FG (Kareem Bland) hW

2002 (2 punt, 2 PAT, 1 FG)

Tennessee – FG (Jerry Vanderpool) aL
ULM – Punt (Joey Montalbano) hW
North Texas – Punt (Thomas Johnson) hL
North Texas – PAT (Kareem Bland) hL
North Texas – PAT (Kareem Bland) hL

2003 (0 punt, 3 PAT, 0 FG)

Clemson – PAT (Pierre Ingram) aL
Missouri – PAT (Pierre Ingram) aL
Troy – PAT (Thomas Johnson) hW

2004 (0 punt, 1 PAT, 3 FG)

Akron – FG (Jerry Vanderpool) aW
FAU – FG (Sean Mosley) hL
Louisiana – FG (Pierre Ingram) aL
Troy – PAT (Roy Polite) aL

2005 (2 punt, 0 PAT, 2 FG)

North Texas – FG (Jeff Littlejohn) hL
Vanderbilt – FG (Jeremiah Weaver) aW
ASU – Punt (Sean Mosley) hW
Troy – Punt (Sean Mosley) aW

2006 (0 punt, 0 PAT, 1 FG)

Troy – FG (Justin Rainey) hL

2007 (2 punt, 0 PAT, 0 FG)

FAU – Punt (Jeremy Kellern) aL
North Texas – Punt (Michael Cannon) aW

2008 (1 punt, 1 PAT, 1 FG)

UK – FG (Alex Suber) aL
ULM – Punt (Jeremy Kellern) hW
ULM – PAT (Emmanuel Perez) hW

2009 (3 punt, 0 PAT, 5 FG)

Maryland – FG (Chris McCoy) aW
North Texas – FG (Rod Issac) aW
FAU – Punt (SaCoby Carter) aW
FAU – FG (Marcus Udell) aW
FAU – Punt (Jeremy Kellern) aW
FIU – Punt (Jeremy Kellern) hW
FIU – FG (Dwight Smith) hW
ASU – FG (Brandon Perry) hW

2010 (0 punt, 2 PAT, 4 FG)

Louisiana – FG (Derrek Upshaw) aW
Troy – FG (Jamari Lattimore) hL
ASU – PAT (Dwight Smith) aL
WKU – PAT (Jamari Lattimore) aW
WKU – FG (Jarrett Crittenton) aW
Miami, OH – FG (Derek Upshaw) nL

2011 (3 punt, 0 PAT, 2 FG)

Troy – Punt (Reginald Farmer) aL
WKU – FG (Darin Davis) hL
WKU – FG (Shubert Bastien) hL
FAU – Punt (Terrence Coleman) aW
ASU – Punt (Leighton Gasque) hL

2012 (0 punt, 0 PAT, 1 FG)

FIU – FG (Stephen Roberts) aW

2013 (2 punts, 0 PAT, 0 FG)

FAU – Punt (Kenneth Gilstrap) aW
Marshall – Punt (Chris Brown) hW

2014 (2 punts, 1 PAT, 2 FG)

Savannah State – FG (Raynard Felton) hW
Minnesota – Punt (Chase Pennycuff) aL
WKU – FG (Shubert Bastien) hW
USM – PAT (Kevin Byard) hW
UTEP – Punt (Chris Perkins) aL

2015 (0 punts, 0 PAT, 1 FG)

Jackson State – FG (Jeremy Cutrer) hW

TOP CROWDS AT FLOYD

1.	30,502	Georgia Tech	9/10/11	L	49-21
2.	28,105	Memphis	9/12/09	W	31-14
3.	28,010	Troy	10/5/10	L	42-13
4.	27,568	Tennessee State	9/5/98	W	28-27
5.	27,519	SE Missouri	9/28/02	L	24-14
6.	25,908	Minnesota	9/2/10	L	24-17
7.	25,766	Florida Atlantic	9/30/08	W	14-13
8.	24,911	WKU	9/13/14	W	50-47
9.	23,992	Memphis	9/14/13	W	17-15
10.	23,882	Mississippi State	10/17/09	L	6-27

2003: MT 28, Idaho 21 (10/18) (OT)
2003: Missouri 41, MT 40 (9/20) (OT)
2000: MT 41, UL-Lafayette 38 (11/18) (2 OT)

200-YARD RUSHING GAMES

► Under Rick Stockstill, the Blue Raiders have rushed for 200 or more yards 42 times and 34 have come since 2009.

1-POINT GAMES

► Head Coach Rick Stockstill seems to have a little magic going in tight games. Under his direction, the Blue Raiders are an impressive 6-1 in games decided by one point.

2006 MT 7, FIU 6	2010 MT 27, WKU 26
2006 Troy 21, MT 20	2010 MT 28, FIU 27
2008 MT 14, FAU 13	2014 MT 35, FAU 34
2009 MT 32, Maryland 31	

OFFENSE UNDER FAULKNER

► OC Buster Faulkner took over the play-calling duties full-time in 2012 and in those three seasons the Blue Raiders have tallied 7,277 yards rushing or 196.7 yards a game. The 7,277 yards is the most at MT in a three-year period since 1991-1993 when the Raiders piled up 7,414 yards. MT already has two 600+ yard games in 2015, including 659 against Charlotte.

► Team has three games of 600 or more yards under Faulkner.

► Guided a 2015 unit that has scored 70 or more points twice in a single-season for first time in school history. The 73 points against Charlotte was second most by an MT team.

► The 2015 team scored 42 points against Charlotte in the first quarter which went down as a school record for points in a quarter.

► The Blue Raiders have also recorded 75 rushing touchdowns in Faulkner's three full seasons and that total is the largest in a three-year span since 2001-2003 when MT had 85 ground scores. Team has eight this season.

► The Blue Raiders have amassed over 5,000 total yards of offense in back-to-back seasons for the first time in school history. MT has just five seasons all-time with more than

5,000 yards of total offense (1990, 2001, 2009, 2013, 2014).

► Faulkner's unit has averaged over 400 yards of offense in back-to-back seasons, making it just the third time in school history that feat has ever been accomplished (2000-01 and 1990-91). A Middle Tennessee team has never averaged more than 400 yards in three straight seasons.

► Faulkner's offense is scoring at a 29.1 per game clip (1,075 points) and that's the best three-year mark since the 1999-2001 team's averaged a combined 31.2 a game. The last time MT averaged over 30 points a game in back-to-back seasons was 2000-2001. MT is averaging 44.5 in 2015.

► Raiders are 135-for-165 in the red zone for an 81.8 percent clip under Faulkner.

► MT has been strong on third down under Faulkner. In his three-plus years, MT has completed 263 of 589 third down conversions for an impressive 44.7 percent.

► MT has gained more than 500 yards of total offense in a game 10 times.

► Faulkner has had eight different players rush for 100 or more yards in a game.

► The Blue Raiders own 187 scoring drives and 80 have been under 2:00. In 2015, MT has six TD drives of under one minute.

► The longest scoring drive by time has been 6:56 in a win over WKU in 2014.

► QB Brent Stockstill set freshman records in passing yards (369), touchdown passes (5) and completion percentage (85.1) in win over Charlotte.

► In 2013, MT had five different players top the 100-yard rushing mark in the same season for the first time in the FBS era (since 1999). Jordan Parker, Reggie Whatley, Austin Grammer, Shane Tucker, and Jeremiah Bryson all recorded at least one 100-yard game in 2013.

► The combination of 25 receptions by Ed Batties and Richie James against Illinois was a new school record.

OFFENSIVE NOTES

► MT scored five touchdowns against Charlotte in a total of 97 seconds.

► MT averaged 8.9 yards per play in win over Charlotte which ranked as the third best total in school history.

► Over the last 11 home games, MT is averaging 46.7 points a contest (514).

► In two-plus years of C-USA action, MT has rushed for 4,121 yards in 17 league games. That averages out to 242.4 yards a game.

► MT ranked 30th nationally last year in rushing and 31st in 2013.

► MT ranked 46th nationally in scoring in 2014 at 31.6 points per game. In Stockstill's first year (2006), that figure would have ranked 15th nationally.

► MT has registered over 5,000 yards of total offense in a season five times in its history and three of those have



RECORD BY DECADE

Decade	Overall	Conference	Bowls
2010-	32-34	24-17	2
2000-09	58-60	38-25	2
1990-99	68-46	47-20	*4
1980-89	74-40	46-24	*3
1970-79	40-65-4	26-39-2	0
1960-69	59-42-1	43-25	2
1950-59	75-24-6	31-8-2	2

*I-AA Playoff Appearances

200-YARD RUSHING GAMES Under Stockstill

■ vs FIU (11/7/09).....	385
■ vs Austin Peay (9/11/10).....	353
■ vs WKU (9/13/14).....	323
■ vs FAU (11/22/14).....	310
■ vs Marshall (10/24/13).....	308
■ vs UTEP (11/30/13).....	304
■ vs FAU (9/8/12).....	302
■ vs FAU (9/21/13).....	296
■ vs FAU (11/27/10).....	287
■ vs UL (11/14/09).....	287
■ vs Charlotte (9/19/15).....	280
■ vs ODU (9/26/14).....	280
■ vs FAU (11/4/06).....	271
■ vs WCU (8/29/13).....	270
■ vs Louisville (9/6/07).....	265
■ vs GT (9/29/12).....	264
■ vs Memphis (10/13/07).....	260
■ vs UTEP (11/29/14).....	259
■ vs UAB (11/2/13).....	259
■ vs FIU (10/13/12).....	256
■ vs FIU (11/9/13).....	249
■ vs Southern Miss (11/23/13).....	246
■ vs ULM (10/23/10).....	244
■ vs Southern Miss (12/20/09).....	243
■ vs Jackson State (9/5/15).....	242
■ vs Southern Miss (10/4/14).....	239
■ vs FAU (10/31/09).....	239
■ vs North Texas (11/22/08).....	237
■ vs ASU (11/2/10).....	236
■ vs UAB (10/18/14).....	229
■ vs WKU (10/24/09).....	229
■ vs Savannah State (8/30/14).....	228
■ vs WKU (11/1/12).....	224
■ vs UL (9/25/10).....	217
■ vs ULM (10/21/06).....	215
■ vs USA (11/17/12).....	212
■ vs North Texas (9/30/06).....	212
■ vs ASU (11/11/06).....	211
■ vs Miami, OH (1/6/11).....	208
■ vs WKU (10/6/11).....	206
■ vs ASU (10/20/07).....	205
■ vs Memphis (10/1/11).....	200

2015 MISCELLANEOUS INFO

Opponent	Captain	Captain	Captain	Coin Toss	Kickoff/Receive	First Poss.	Game Length	Jersey	Pants	Helmet	Result
JSU	Parker	Byard	Singletary	Won	Kickoff	Punt	3:07	Blue	White	Silver	W, 70-14
UA	Collis	McNeil	Bryson	Lost	Kickoff	Fumble	3:30	White	Blue	Blue	L, 37-10
Charlotte	Stephens	Barber	Sanders	Lost	Receive	Punt	2:58	Black	Black	Black	W, 73-14
Illinois	Hunter	X. Walker	Roberson	Won	Kickoff	Punt	3:26	White	White	Blue	L, 27-25
Vandy											
WKU											
FIU											
LT											
Marshall											
FAU											
NT											
UTSA											



TOP OFFENSIVE GAMES UNDER STOCKSTILL

Yards	Opponent	Points
659	Charlotte (2015)	73
654	Austin Peay (2010)	56
646	WKU (2009)	62
629	UTEP (2013)	48
605	JSU (2015)	70
587	FIU (2009)	48
585	Marshall (2013)	51
583	Southern Miss (2014)	37
582	Troy (2011)	35
556	FIU (2013)	48
555	Louisville (2007)	42
541	WKU (2014)	50
539	ODU (2014)	41
523	FIU (2012)	34
519	SSU (2014)	61
510	Georgia Tech (2012)	49
506	Louisiana (2009)	34
499	ULM (2007)	43
490	Memphis (2007)	21
489	North Texas (2008)	52
488	North Texas (2012)	38
482	WKU (2011)	33
480	FAU (2012)	31

2015 NCAA RANKINGS

Category	Rank	Stat
Total Offense	30	476.8
Rushing Offense	82	161.5
Passing Offense	21	315.3
Team Passing Effic.	12	166.77
Scoring Offense	12	44.5
Total Defense	48	351.3
Rushing Defense	35	120.5
Passing Yds Allowed	77	230.8
Passing Effic. Defense	22	103.66
Scoring Defense	T57	23.0
Turnover Margin	T55	.25
3rd Down Con. Pct	44	.433
4th Down Con. Pct	T9	.833
3rd Down Defense	38	.313
4th Down Defense	T104	.667
Red Zone Offense	34	.900
Red Zone Defense	T5	.600
Net Punting	122	30.00
Punt Returns	95	5.45
Kickoff Returns	38	24.67
First Downs Offense	T30	94
First Downs Defense	T59	73
Few. Penalties/G	T16	4.75
Few. Penalty Yds/G	33	44.25
Time of Possession	41	31:36

Individual	Rank	Stat
Stockstill, Comp. Pct.	13	.695
Stockstill, Passing TDs	5	12
Stockstill, Passing Yds	12	1221
Cutrer, Interceptions	6	0.8
Cutrer, Passes Def.	6	2.3
Bryson, Kickoff Ret.	29	25.3
Bryson, Comb. Kick Ret.	18	302
Batties, Receiving TDs	2	7
Batties, Receiving Yds	10	446
James, Rec./Game	8	8.5
Batties, Rec./Game	12	7.5

come under Rick Stockstill.

► QB Austin Grammer became the first quarterback in the Rick Stockstill era to throw for over 200 yards in each of his first seven games.

► Middle Tennessee averaged 431.3 yards per game of total offense in 2014 and that went down as the fourth most in school history and the highest under Rick Stockstill. The all-time mark is 481.4 yards set by the 2001 team that finished 8-3.

► The Blue Raiders had 48 offensive touchdowns in 2014 and that went down as the second most in school history behind the 53 set by the 2001 squad.

DEFENSE UNDER NIX (SINCE 2012)

► Middle Tennessee allowed 182.6 yards on the ground in 2014 which went down as its fewest since 2009 (136.8). Team ranks 35th nationally in 2015, allowing 120.5 per game.

► Middle Tennessee compiled 28 total interceptions in 2013 and 2014 which goes down as the third-best two-year total in the FBS era (since 1999).

► The Blue Raider defense forced 33 turnovers in 2013 that led to 85 points, including 65 in league play. More importantly, the unit scored five touchdowns (4 INT, 1 FR) which is the most in the FBS era (since 1999).

► Over the last 29 games, MT has averaged 2.1 sacks (61) and 5.1 TFLs (147) a contest.

► There have been 22 total defensive scores in the Rick Stockstill era and 10 have come under Tyrone Nix.

DEFENSIVE NOTES

► The Blue Raiders currently share the national lead in defensive scores (3), rank 8th in interceptions (7) and 7th in turnovers gained (10).

► The unit ranks 5th nationally in red zone defense at .600.

► Overall, the Blue Raiders have 44 interceptions over their last 34 games. Middle Tennessee ranked 36th nationally in total interceptions with 15 in 2013 and all 15 picks were by eight different players. MT was 38th in 2014 with 13 picks.

► Safety Kevin Byard has led the Blue Raiders in interceptions each of the last three seasons. Byard is trying to become the first player in MT history to lead the team in picks four years in a row.

► Linebacker T.T. Barber is trying to become the first Blue Raider to lead the team in tackles three straight years.

► MT forced 28 turnovers in 2012, 33 in 2013 and 20 in 2014. The Raiders have 10 in 2015.

SPECIAL TEAMS NOTES

► After blocking five kicks in 2014, the Blue Raiders picked up where they left off by rejecting a field goal against JSU. Newcomer Jeremy Cutrer was credited with the block while

Jamarcus Howard picked it up and ran 63 yards for a TD.

► In 2014, Middle Tennessee's special teams units enjoyed a productive season. The unit returned two punts for touchdowns, blocked two field goals, and blocked two punts and an extra point, while ranking 11th nationally in punt returns and 33rd in kickoff returns.

► PK Cody Clark has hit 24 career field goals which ranks eighth on MT's all-time list. He needs six more to tie Colby Smith for seventh place (30).

► PK Cody Clark has 188 points which ranks sixth all-time at MT in points scored by kicking. He needs 27 more points to surpass Keegan Ray for fifth place.

► With 10 PATs in the opener against JSU, junior Cody Clark set the new consecutive made PAT record. Clark has now hit all 116 of his extra points to break the previous mark of 100 set by Garth Petrilli (1992-93).

► Three current players came away with their first career blocked kicks in 2014. DL Raynard Felton rejected a FG in the season opener against Savannah; S Kevin Byard blocked an extra point in the win over Southern Miss and Chase Pennycuff tipped a punt at Minnesota.

► Under Rick Stockstill, the Blue Raiders have blocked 34 kicks in 116 games (17 FGs, 13 punts, 4 PATs).

► Two current Blue Raiders own punt returns for touchdowns. WR Ed Batties ran one back 61 yards last year in the win over Savannah, while Kevin Byard brought one back 76 yards in a win at ODU. It was Byard's first career return.

RAIDER ROUNDUP

► The top scoring quarter in the Rick Stockstill era is the second quarter. Here is a combined total for each quarter: 1st - 770 points; 2nd - 914 points; 3rd - 624 points; 4th - 817 points, and 33 in overtime.

► Under Rick Stockstill, the Blue Raiders have scored on their opening possession 39 times in 116 games (27 TDs) while the opposition has scored 37 times on its first possession of the game.

► When both teams are held under 20 points, the Blue Raiders are 3-0 under Rick Stockstill.

► As a FBS (I-A) member (195 games), the Blue Raiders have scored 50 or more points 17 times.

► The Blue Raiders are 69-12 in the FBS era when leading at the half and are 75-9 when leading a game entering the 4th quarter during that time.

► When trailing at the half, the Blue Raiders are just 18-83 in the FBS (I-A) era.

► The Blue Raiders have scored in 219 of their last 225 games and broke a string of scoring in 55 straight when they were shutout at Tennessee in 2011. MT, which has a current streak of 29 games, has been shutout five other times during the FBS era. The Blue Raiders were shutout 10-0 on the road against UL-Monroe in 1999, 55-0 in 2000 at Florida, 59-0 at Oklahoma in 2006, a 44-0 setback at LSU

COMEBACKS UNDER STOCKSTILL

Last win after trailing after 1st Quarter	11/22/14 vs FAU trailed 17-7 Won, 35-34
Last win after trailing after 1st Half	11/22/14 vs FAU trailed 17-14 Won, 35-34
Last win after trailing after 3rd Quarter	11/22/14 vs FAU trailed 27-21 Won, 35-34
Biggest Comeback Win	17 Points Memphis (2011); FIU (2012) trailed 17-0 in 2Q; trailed 20-3 in 2QW, 38-31; W, 34-30

Most Points in a Quarter: 42 vs Charlotte in 2015 (1Q)
 Most Points in 1st Half: 49 vs Charlotte in 2015
 Most Points in 2nd Half: 41 vs Tennessee Tech in 2006
 Most Points in Game: 73 vs Charlotte, 2015; 70 vs JSU, 2015; 62 vs WKU, 2009; 61 vs Savannah State, 2014

in 2007, and 45-0 at Arkansas State in 2012. MT has scored in 102 straight home games (last shutout was 9/23/1995 vs Murray State).

▶ Largest Margin of Victory in the I-A era: 59 points vs Charlotte 9/19/15 (73-14) ... Largest Margin of Defeat in the I-A era: 59 points vs Oklahoma 9/23/06 (59-0).

RAIDERS IN THE NFL

▶ MT currently has six players on NFL rosters. Erik Walden (Colts), Benny Cunningham (Rams), Jamari Lattimore (Jets) and Josh Walker (Packers), Jimmy Staten (Patriots), and Sammy Seamster (Saints).

ACADEMICS A TOP PRIORITY FOR RAIDERS

▶ Academic success at MT has been a high priority for 10th year coach Rick Stockstill. Under his reign, the Blue Raiders have seen 152 of 158 (96%) student-athletes earn their degree entering the 2015 season. MT, who also owns an impressive APR score of 992 to rank 7th nationally for 2013-14, has been publicly recognized by the NCAA for APR success twice in the last five years. Also under Stockstill, the Blue Raiders have taken home six Academic All-District honors and produced an Academic All-American.

PLAYER NOTES

BRENT STOCKSTILL

▶ Is on pace to shatter MT single-season records in completions (259), attempts (399), touchdown passes (23), and passing yards per game (249.9).

▶ His 1,221 passing yards through four games is tops in the country among freshmen. Washington's Jake Browning is second with 996 yards. He also leads all freshmen in touchdown passes with 12.

▶ His 29 completions at Illinois equaled the third most in a game at MT.

▶ MT freshman passing record is 1,763 yards by Kelly Holcomb in 1991. Stockstill has 1,221 yards entering

Vanderbilt game.

▶ Single-season record for TD passes at MT is 23 by Dwight Dasher in 2009 and Stockstill already has 12 after just four games.

▶ Set career-highs with 369 yards passing and five touchdown passes against Charlotte. The five TD passes equaled the second most in school history and the most ever by a freshman.

▶ In his first collegiate start against JSU, Stockstill completed 24 of 30 passes for 348 yards and four touchdowns. All were highs for a first time starter in MT history.

▶ Stockstill's completion percentage of 85.1 (23-27) against Charlotte went down as the fourth best in school history and the best-ever by a freshman.

▶ Attempted a career-high 42 passes at Alabama and also Illinois.

AUSTIN GRAMMER

▶ Became the first quarterback under Rick Stockstill to throw for over 200 yards in his first seven games as a starter. That is a new FBS record for MT, breaking the mark of six set by Clint Marks in 2004.

▶ Current MT single-season records: Yards (2014: 2,557/6th), Completions (2014: 221/4th), Touchdowns (2014: 17/T4th).

▶ His completion percentage of 65.4 in 2014 ranked 17th nationally. His percentage also went down as the fifth best in school history for a single-season.

▶ Completed 66.7 percent of his passes in conference play (144-216) and had 14 touchdown passes to just six interceptions.

▶ He owns three 100-yard rushing games to rank third all-time among signal-callers at MT. The all-time record is four, shared by Marvin Collier and Dwight Dasher. Grammer had a career-high 125 yards against WKU (2014), 106 yards at UTEP (2014) and 106 at North Texas (2013).

▶ At 213.1 passing yards per game in 2014, Grammer turned in the seventh highest average in school history.

▶ Threw for a career-high 332 yards and two scores in 2014



WARRIOR AWARDS

Game	Offense	Defense	Specialist
JSU	Stockstill	Lockett	Melton
UA	James	Rhodes	Bryson
CHA	Pettis	Barber	Sanders
ILL	Batties	Byard	Roberson
VU			
WKU			
FIU			
LT			
MU			
FAU			
NT			
UTSA			

UNIFORM COMBOS

Pants	Jersey	Helmet	
Blue	White	Silver	13-7
Blue	White	Black	1-0
Blue	White	White	1-1
Blue	Blue	Silver	4-7
Blue	Black	Black	1-0
Blue	White	Blue	0-2
Blue	Blue	Chrome	1-0
White	White	Chrome	0-1
White	White	White	2-1
White	White	Blue	0-2
White	Blue	Silver	17-17
White	Blue	Blue	0-1
White	White	Silver	4-9
White	Black	Silver	0-1
White	Blue	White	2-0
White	Black	Black	1-0
Black	Black	Silver	2-2
Black	Black	Black	4-0
Black	Blue	Black	1-0
Black	White	Black	0-1
Silver	Blue	Silver	2-3
Silver	Blue	Black	1-0
Silver	White	Silver	1-2
Silver	Black	Silver	1-0
Total			59-57

2015 HONORS

- T.T. Barber:** Lombardi Award Watch List, Preseason 1st Team All-C-USA
- Kevin Byard:** Thorpe Award Watch List, Senior Bowl Watch List, Preseason 1st Team All-C-USA
- Josh Chester:** Rimington Award Watch List
- Jeremy Cutrer:** Named C-USA Defensive Player of the Week on Sept. 21
- Darius Johnson:** Lombardi Award Watch List, Preseason 1st Team All-C-USA
- Jordan Parker:** Semifinalist for 2015 NFF Campbell Trophy
- Brent Stockstill:** Named Manning "Stars of the Week" on Sept. 21
- Shane Tucker:** Doak Walker Award Watch List

TEAM STATS UNDER RICK STOCKSTILL

(national ranking in parenthesis)

Category	2014	2013	2012	2011	2010	2009	2008	2007	2006
Rushing Offense.....	213.8 (30)	199.3 (31)	176.67 (46)	146.75 (69)	180.77 (31)	186.00 (27)	106.92 (102)	134.75 (81)	131.15 (59)
Passing Offense.....	217.5 (74)	208.2 (85)	216.08 (77)	254.33 (37)	191.15 (83)	235.69 (42)	241.67 (39)	202.08 (82)	154.38 (106)
Total Offense.....	431.3 (43)	407.5 (66)	392.75 (66)	401.08 (45)	371.92 (69)	421.69 (27)	348.58 (70)	336.83 (96)	285.54 (104)
Scoring Offense.....	31.6 (46)	29.0 (68)	26.58 (75)	22.25 (96)	26.46 (62)	32.00 (23)	22.83 (84)	25.67 (73)	22.77 (76)
Rushing Defense.....	182.6 (80)	199.7 (96)	188.25 (84)	229.50 (114)	187.92 (94)	136.77 (50)	153.50 (79)	199.83 (102)	120.23 (43)
Pass Defense.....	269.7 (111)	203.4 (19)	252.58 (90)	211.58 (44)	199.00 (30)	218.08 (59)	212.83 (66)	215.33 (40)	204.31 (63)
Total Defense.....	452.3 (105)	403.1 (63)	440.83 (92)	441.08 (103)	386.92 (72)	354.85 (50)	366.33 (66)	415.17 (80)	324.54 (47)
Scoring Defense.....	31.5 (94)	26.2 (60)	28.00 (62)	36.75 (110)	28.08 (69)	23.69 (49)	24.92 (62)	28.25 (65)	23.23 (63)
Net Punting.....	35.8 (94)	34.9 (102)	35.31 (94)	35.82 (78)	36.54 (55)	33.46 (101)	32.22 (104)	36.17 (44)	35.14 (56)
Punt Returns.....	12.9 (11)	6.8 (84)	3.00 (114)	10.74 (32)	6.44 (84)	6.46 (89)	6.23 (100)	7.21 (86)	8.35 (66)
Kickoff Returns.....	22.4 (33)	21.6 (61)	25.66 (8)	19.30 (107)	25.11 (14)	19.63 (99)	19.27 (104)	20.57 (80)	23.07 (18)
Turnover Margin.....	-0.33 (92)	+0.90 (12)	+0.83 (19)	-0.67 (100)	-1.46 (120)	+0.92 (8)	+0.25 (43)	+0.92 (12)	+0.46 (30)
Fumbles Recovered.....	7 (88)	18 (1)	16 (T5)	16 (T11)	8 (T76)	14 (T15)	12 (T29)	12 (T36)	13 (T29)
Passes Intercepted.....	13 (38)	15 (36)	12 (T56)	4 (T116)	11 (T66)	19 (T12)	11 (T67)	18 (T21)	14 (T41)
Fumbles Lost.....	11 (79)	13 (12)	10 (T57)	13 (T86)	14 (T103)	6 (T8)	9 (T37)	10 (T44)	10 (T44)
Passes Had Intercepted.....	13 (73)	15 (93)	8 (T28)	15 (T92)	24 (119)	15 (T84)	11 (T42)	9 (T14)	11 (T33)
Turnovers Gained.....	20 (65)	33 (5)	28 (T22)	20 (T77)	19 (T77)	33 (8)	23 (T58)	30 (T16)	27 (T29)
Turnovers Lost.....	24 (84)	21 (57)	18 (T28)	28 (T104)	38 (120)	21 (T45)	20 (T34)	19 (22)	21 (T37)
Passing Efficiency.....	138.0 (46)	121.96 (85)	137.12 (53)	116.79 (96)	108.49 (106)	125.67 (72)	129.67 (47)	136.40 (27)	114.12 (84)
Pass Efficiency Defense.....	139.9 (103)	125.94 (60)	147.50 (103)	143.65 (97)	123.49 (50)	112.29 (24)	127.32 (63)	122.63 (53)	125.92 (64)
Fewest Penalties /Game.....	6.5 (88)	4.15 (14)	5.67 (T32)	4.83 (T24)	6.15 (71)	6.23 (T65)	5.67 (T56)	6.50 (T68)	5.54 (T49)
Fewest Yards Penalized.....	57.5 (83)	42.69 (43)	45.75 (41)	42.58 (30)	55.85 (79)	57.31 (80)	50.58 (65)	55.92 (72)	42.46 (32)
Sacks.....	2.08 (66)	2.07 (59)	1.17 (109)	1.58 (T86)	2.62 (17)	2.92 (6)	2.08 (50)	2.42 (36)	2.77 (20)
Tackles for Loss.....	4.8 (106)	5.15 (99)	4.50 (101)	6.08 (48)	7.38 (10)	8.62 (2)	7.17 (14)	6.50 (53)	8.08 (3)
Sacks Allowed.....	2.17 (76)	1.20 (17)	.58 (2)	.67 (2)	1.77 (T52)	1.46 (37)	1.25 (20)	2.08 (62)	2.15 (69)
3rd-Down Conv. Pct.....	44.4 (32)	46.35 (25)	42.86 (T42)	40.10 (69)	37.69 (76)	35.41 (92)	40.44 (T55)	33.70 (102)	40.00 (T47)
4th-Down Conv. Pct.....	56.3 (41)	37.50 (103)	66.67 (T16)	33.33 (112)	58.33 (T36)	38.10 (T94)	43.48 (73)	62.50 (T19)	46.20 (T68)
3rd-Down Defense.....	44.1 (106)	47.82 (117)	50.58 (117)	48.97 (109)	38.16 (47)	35.71 (31)	41.48 (77)	42.00 (80)	36.50 (48)
Time of Possession.....	28:46 (92)	28:12 (103)	28:27 (93)	25:51 (118)	25:12 (120)	27:30 (110)	28:59 (90)	30:14 (51)	32:11 (9)
First Downs.....	21.16 (76)	21.84 (97)	20.17 (T71)	21.67 (35)	18.62 (77)	19.38 (T63)	18.67 (66)	17.33	15.84
Red Zone Offense.....	.83 (63)	.77 (99)	.82 (T51)	.68 (115)	.79 (T82)	.81 (T69)	.76 (T92)	.75	.92

win over Southern Miss.

► Completed 15 of 17 passes in his first collegiate start against Savannah State in 2014 and his 88.2 percentage equaled the second-best in school history.

JORDAN PARKER

► Currently has 2,447 career rushing yards to rank 9th all-time. The senior needs 78 yards to surpass Bobby Young for 8th place on the all-time list (2,524).

► Parker's 11 career 100-yard rushing games rank 7th most in school history. Nine of his 11 100-yard games have come against conference foes.

► Rushed for a career-best 158 yards in road win over ODU in 2014. Also had 156 yards on the ground against WCU in 2013.

► Turned in a career-high three rushing TDs against Charlotte in 2015 to go with a 62-yard scoring run on way to his 142-yard effort. Averaged 10.1 yards a carry.

► Parker set the freshman rushing record at Middle Tennessee with 851 yards in 2012. His yardage came in just six starts after the season-ending injury to current St. Louis Ram Benny Cunningham. His rushing total also ranked seventh most nationally for freshmen that year.

► Parker's 98-yard TD run vs Troy (2012) was the longest in MT history.

► Parker only played 21 total snaps over the last five games of 2013 due to an injury and still managed to lead team in rushing.

SHANE TUCKER

► Named to the 2015 Doak Walker Award Watch List.

► In 21 career games played, Tucker has scored 18 touchdowns with 13 on the ground and five through the air.

► Has scored at least one touchdown in 12 of his last 19 regular season games.

► Owns two 100-yard rushing games for his career. He had 103 yards at Southern Miss in 2013 and 101 yards at UTEP in 2014.

► Had 25 receptions in 2014 which went down as the most by a running back at Middle Tennessee since Eugene Gross had 33 in 2005.

► Hauled in a career-high six passes for 78 yards in win over Southern Miss in 2014.

ED BATTIES

► Owns four career 100-yard receiving games (three this season) which is tied for 6th most in MT history.

► Ranks 2nd nationally in touchdown catches, 10th in receiving yards and 12th in receptions per game.

► Set a new school record with 13 catches at Illinois for a career-high 175 yards and two scores. He broke the previous record of 12 shared by Kendall Newson and Tyrone Calico. The 175 yards was the most under Rick Stockstill and ranked 7th all-time.

► Registered five receptions for 120 yards and a personal-best three touchdowns in 2015 win over Charlotte. The three TD's equaled the single-game record accomplished nine other times.

► Had eight catches for 123 yards in 2015 opening win over JSU.

► Led the team in receptions with 45 in 2014 for 474 yards and three touchdowns.

► Had eight catches for 110 yards and two scores at FIU in 2014. All were personal bests at the time.

► Returned a punt 61 yards for a touchdown against Savannah State.

► His season average of 8.6 yards a punt return in 2014 ranked 32nd nationally

► Had seven or more receptions in a game four times in 2014.

RICHIE JAMES

► Leads team with 34 receptions on the season and ranks 8th nationally. His 34 grabs is also the most nationally by a freshman.

► Caught a career-high 12 passes for 141 yards and a touchdown at Illinois.

► Hauled in 10 catches for 95 yards against No. 2 Alabama.

KEVIN BYARD

► Is on the Jim Thorpe Award Watch List and the Senior Bowl Watch List for 2015. Marks third straight year to be included on the Jim Thorpe list.

► In 41 career games played, Byard has forced or gained 22 turnovers (16 INTs, 5 FF, 1 FR).

► Currently has 268.5 total tackles for his career and needs just 2.5 more to tie for 10th on MT's all-time list. Only five players in school history have reached 300 career tackles and Byard is on pace to join that elite group.

► His first career punt return went for 76 yards and a touchdown at ODU (2014). It also ranked as the longest punt return in MT's FBS era and ninth longest in school history.

► Owns 16 career interceptions to rank second on the MT all-time list. He needs two more to break the record of 17 set by James Griffin (1979-82). The 16 picks also ranks tied for first among active NCAA players.

► His 327 interception return yards makes him MT's all-time leader and currently puts him No. 1 on the NCAA active list. The all-time NCAA record is 501 yards set by Florida State's Terrell Buckley.

► Has four interception returns for TDs which is a MT career record.

► Equaled the school record in 2012 with two interceptions returned for touchdowns (vs Memphis, Troy) and matched that in 2013 (FIU, USM).

► Earned First Team Freshman All-American honors in 2012 by the FWAA.

T.T. BARBER

► Named to the 2015 Lombardi Watch List and was also on the 2014 list.

► Currently has 264 total tackles for his career and needs just six more to tie for 10th on MT's all-time list. Only five players in school history have reached 300 career tackles and Barber is on pace to join that elite group.

► Owns six career interceptions.

► He has 26.5 TFLs for his career which ties Chris McCoy for 9th on MT's all-time list. Barber needs one more to tie J.K. Sabb for eighth and 1.5 more to tie Reggie Bell for 7th.

► Has seven double digit tackles games for his career, including a career-high of 15 set against BYU in 2013.

► Earned first team all-conference honors and was named Team MVP by the media at the Armed Forces Bowl in 2013. Was a second team all-league winner in 2014.

JEREMY CUTRER

► Leads team with three interceptions and ranks 6th nationally in passes defended with 2.3 a game.

► Also has a blocked field goal and a fumble recovery.

HEAD COACH RICK STOCKSTILL

Florida State (1982) ■ 59-57 in 10th Season at Middle Tennessee ■ 2-Time Coach of the Year ■ T15th as longest tenured coach in FBS



STOCKSTILL BIO

Wife: Sara

Children: Brent and Emily

Born: December 23, 1957

Education: Florida State, B.S. Physical Ed., 1982

Year	School	W-L	Pct.	Conf.	Note
2006	Middle Tennessee	7-6	.538	6-1	Shared Sun Belt Championship; Motor City Bowl
2007	Middle Tennessee	5-7	.416	4-3	
2008	Middle Tennessee	5-7	.416	3-4	Upset Maryland at home
2009	Middle Tennessee	10-3	.769	7-1	Won New Orleans Bowl; 1st SBC team to win 10 games
2010	Middle Tennessee	6-7	.462	5-3	GoDaddy.com Bowl
2011	Middle Tennessee	2-10	.200	1-7	
2012	Middle Tennessee	8-4	.667	6-2	Upset Georgia Tech on road
2013	Middle Tennessee	8-5	.615	6-2	Bell Helicopter Armed Forces Bowl
2014	Middle Tennessee	6-6	.500	5-3	Longest tenured coach in C-USA
2015	Middle Tennessee	2-2	.500	1-0	
Total		59-57	.509	44-26	

Winning on the field, off the field and having a first-class football program from top to bottom is the goal of any University at the highest level of intercollegiate athletics. That is exactly what Middle Tennessee has as a result of the leadership of Head Coach Rick Stockstill.

Entering his 10th season at the helm of the Blue Raiders, Stockstill has captured a league title, won the 2009 New Orleans Bowl, made four bowl appearances, been bowl eligible six times, earned two public recognition awards from the NCAA for APR success, appeared on television 82 times, produced six of the top eight crowds in Floyd Stadium history, and had back-to-back eight-win seasons for the first time in 21 years.

Under his watch, the Blue Raiders have also produced five all-American's, including one academic all-American, three defensive players of the year, and two bowl game MVP's. Middle Tennessee also became the first Sun Belt team to win 10 games in a season, and set the Floyd Stadium single-game attendance record. He also has four NFL Draft picks with Erik Walden in 2008, Chris McCoy in 2010, Rod Issac in 2011, and Jimmy Staten in 2014.

After winning eight games in 2012 and being left out of a bowl game, Stockstill showed his bounce back ability once again by leading the Raiders to another eight-win season and a trip to the Bell Helicopter Armed Forces bowl. The Blue Raiders were among the national leaders in turnovers gained (5th), turnover margin (T12th), fewest penalties (14th), third down conversions (25th) and rushing (31st).

Stockstill, who owns upsets over Maryland (2008 and 2009) and Georgia Tech (2012), has also shown a commitment to academics during his tenure. The Blue Raiders have gone from an APR score of 892 to a very impressive 983, the biggest increase of any program in the country. The Blue Raiders were also crowned with the Sun Belt Conference Academic Award on two occasions (2006-07, 2007-08) and earned two public recognition awards from the NCAA for APR success (2011, 2012). For his efforts, Stockstill was inducted as an honorary member into Phi Kappa Phi Honor Society in April 2010.


After 24 years as an assistant, Stockstill was given the chance to run his own program, and all he did was lead the Blue Raiders to a 2006 Sun Belt Conference championship, help set a new single-season attendance record, and take the program to its first postseason bowl game in the I-A era. Taking a Middle Tennessee team predicted to finish sixth in the Sun Belt during the

preseason to a league title, Stockstill ended up as the 2006 Sun Belt Conference Coach of the Year and the Tennessee Sports Writers Association Coach of the Year while also garnering that honor from ESPN.com.

Stockstill, who made his way to Murfreesboro after spending the previous two years at South Carolina, has worked with legendary coaches Lou Holtz, Steve Spurrier, Danny Ford, Tommy Bowden, Ken Hatfield, and Tommy West.

Born Dec. 23, 1957 in Sidney, Ohio, Stockstill grew up in Georgetown, Ky., and then moved to Fernandina Beach, Fla., where he was inducted into the Fernandina Beach Hall of Fame in 2006. He was a three-year letterman at Florida State as a quarterback, where he was team captain and earned Honorable Mention All-America honors in 1981 under Coach Bobby Bowden.

Stockstill and his wife, the former Sara Fleishman, have a son, Brent, and a daughter, Emily.



STOCKSTILL'S RECORD

Overall Record	59-57
Playing at Home	33-18
Playing on the Road	25-35
Playing at a Neutral Site	1-4
In bowl games	1-3
In overtime	2-1
In August	3-2
In September	19-20
In October	15-16
In November	20-13
In December	2-5
In January	0-1
Day games	28-25
Night games (after 6 PM)	31-32
vs Top 25	0-6
Wins vs Big 5 conference members	3
Outrushing opponent	45-8
When rushing for 300 yards	7-0
Outrushed by opponent	14-49
When allowing 300 or more yards rushing	1-9
Outpassing opponent	34-26
When passing for 300 or more yards	10-4
Outpassed by opponent	25-31
When allowing 300 yards passing	9-11

When allowing 400 yards passing	2-1
More total offense than opponent	40-11
When having 500+ total offense	15-2
When having 600+ total offense	5-0
When allowing 500+ total offense	5-16
When allowing 600+ total offense	2-1
Committing fewer turnovers	42-12
Committing more turnovers	6-36
0-30:00 time of possession	32-42
30:01-plus of time of possession	27-15
Scoring first	41-18
Opponent scores first	18-39
When leading at the half	41-8
When leading after third quarter	47-5
Scoring 0-10 points	1-16
Scoring 11-20 points	3-23
Scoring 21-30 points	10-15
Scoring 31-40 points	24-2
Scoring 41-plus points	21-1
Individual 100-yard rusher	34-7
Individual 200-yard rusher	4-0
With two 100-yard rushers	4-0
Opponent has 100-yard rusher	18-29
Games Decided by 1 Point	6-1
Games Decided by 3 Points or Less	13-8
Games Decided by 7 Points or Less	19-12

TOP PLAYS/PERFORMANCES UNDER RICK STOCKSTILL

Big Plays (60 or more yards)			
Yards	Type	Player	Opponent
*100	FR	Rod Issac	WKU (2010)
*98	R	Jordan Parker	Troy (2012)
*97	KR	Eric Russell	WKU (2010)
*96	KR	Reggie Whatley	WKU (2012)
*94	P	Craddock to Grigsby	ULM (2007)
*93	P	Kilgore to Henry	UAB (2013)
*94	KR	Damon Nickson	FAU (2006)
*92	KR	Phillip Tanner	UNT (2008)
*89	KR	Bradley Robinson	ULM (2007)
*88	KR	Damon Nickson	UL (2006)
85	KR	Reggie Whatley	McNeese (2012)
*82	P	Kilgore to Whatley	Troy (2011)
*80	P	D. Dasher to Kyles	ASU (2009)
*79	R	Phillip Tanner	Louisville (2007)
*78	P	Craddock to McNair	Louisville (2007)
*77	INT	Kevin Byard	Troy (2012)
*76	P	Stockstill to Pettis	Charlotte (2015)
*76	PR	Kevin Byard	ODU (2014)
76	R	Eugene Gross	FAU (2006)
*75	P	Stockstill to Pettis	Charlotte (2015)
*75	INT	DJ Sanders	JSU (2015)
*75	R	Reggie Whatley	FAU (2014)
*75	P	L. Kilgore to M. Henry	GT (2012)
*74	R	Dwight Dasher	FAU (2009)
74	KR	Desmond Gee	WKU (2009)
*73	P	Marks to Gee	USC (2006)
*72	P	Kilgore to Griswold	UNT (2012)
*71	P	Dasher to McNair	FIU (2007)
*70	R	Dwight Dasher	FIU (2009)
*70	INT	Rod Issac	ULM (2010)
69	P	Kilgore to Griswold	UTEP (2013)
*68	INT	Kevin Byard	Memphis (2012)
*68	FR	Chris McCoy	Clemson (2009)
*67	R	Reggie Whatley	UAB (2014)
*66	P	Craddock to Gee	ULM (2007)
*66	R	Phillip Tanner	UNT (2008)
*65	P	Grammer to Perkins	UAB (2014)
*65	R	Jordan Parker	WCU (2013)
*64	R	Reggie Whatley	USM (2014)
*64	R	Reggie Whatley	FAU (2013)
64	INT	Eric Russell	FAU (2011)
*63	P	Stockstill to James	ILL (2015)
*63	BPR	Jamarcus Howard	JSU (2015)
*62	R	Jordan Parker	Charlotte (2015)
*62	P	Kilgore to Beyah	ULL (2010)
*62	P	Craddock to Gee	UK (2008)
*61	PR	Ed/Marques Batties	SSU (2014)
*61	R	Dwight Dasher	UM (2007)
61	KR	Phillip Tanner	TTU (2006)
*60	R	Benny Cunningham	GT (2012)
60	KR	Reggie Whatley	UNT (2012)

*touchdown

Defensive Touchdowns			
Yards	Type	Player	Opponent
100	FR	Rod Issac	WKU (2010)
77	INT	Kevin Byard	Troy (2012)
75	INT	DJ Sanders	JSU (2015)
70	INT	Rod Issac	ULM (2010)
68	INT	Kevin Byard	Memphis (2012)
68	FR	Chris McCoy	Clemson (2009)
56	INT	Jeremy Kellam	ULM (2009)
51	INT	Kevin Byard	USM (2013)
51	INT	Kevin Byard	FIU (2013)
50	FR	Justin Rainey	FAU (2006)
42	INT	Darius Harris	Charlotte (2015)
42	FR	Rod Issac	ASU (2007)
40	INT	Stephen Roberts	UAB (2013)
40	FR	Lonnie Clemons	TTU (2006)
38	INT	Darin Davis	APSU (2010)
28	INT	Damon Nickson	UL (2006)
25	FR	Jared Singletary	UNC (2013)
24	INT	T.T. Barber	USM (2013)
20	FR	Trey Wafford	SSU (2014)
20	INT	Jamari Lattimore	UL (2009)
14	INT	Jeremy Kellam	Louisville (2008)
11	FR	Jeremy Kellam	ASU (2009)

200-Yard Passing Games			
Yards	C-A-I	Player	Opponent
415	28-48-1	Logan Kilgore	Troy (9/24/11)

401	22-29-0	Joe Craddock	ULM (11/3/07)
369	23-27-0	Brent Stockstill	Charlotte (9/19/15)
355	22-35-0	Dwight Dasher	WKU (10/24/09)
352	21-37-1	Joe Craddock	UK (9/13/08)
349	20-30-0	Logan Kilgore	UNT (10/27/12)
348	24-30-1	Brent Stockstill	JSU (9/5/15)
332	21-26-0	Austin Grammer	USM (10/4/13)
330	29-42-0	Brent Stockstill	ILL (9/26/15)
330	27-45-1	Logan Kilgore	Purdue (9/3/11)
325	19-27-1	Logan Kilgore	UTEP (11/30/13)
324	27-44-2	Dwight Dasher	Maryland (9/19/09)
301	23-36-1	Jeff Murphy	APSU (9/11/10)
290	14-26-2	Joe Craddock	Louisville (9/6/07)
286	21-33-3	Austin Grammer	FIU (11/15/14)
282	23-47-1	Logan Kilgore	WKU (10/6/11)
277	22-40-1	Logan Kilgore	Marshall (10/24/13)
274	26-40-1	Logan Kilgore	Memphis (10/1/11)
269	17-20-0	Logan Kilgore	FIU (11/9/2013)
269	21-43-0	Dwight Dasher	UNT (9/26/09)
268	24-35-0	Joe Craddock	FAU (9/30/08)
268	25-35-1	Joe Craddock	ASU (9/20/08)
267	17-30-0	Logan Kilgore	FIU (10/13/12)
263	15-26-1	Dwight Dasher	ASU (11/21/09)
259	25-30-0	Austin Grammer	ODU (9/26/14)
256	28-40-0	Joe Craddock	Maryland (9/6/08)
255	22-38-3	Austin Grammer	Minnesota (9/6/14)
253	22-30-0	Logan Kilgore	Memphis (9/15/12)
251	19-31-1	Joe Craddock	UNT (11/22/08)
251	25-37-2	Clint Marks	CMU (12/26/06)
250	15-17-0	Austin Grammer	SSU (8/30/14)
246	17-23-1	Logan Kilgore	GT (9/29/12)
245	28-37-2	Logan Kilgore	ECU (10/5/13)
245	24-44-0	Dwight Dasher	Troy (10/6/09)
242	22-28-1	Joe Craddock	UL (12/3/08)
240	27-41-1	Logan Kilgore	McNeese (8/30/12)
240	10-17-0	Dwight Dasher	FIU (9/29/07)
244	14-23-1	Dwight Dasher	FIU (12/4/10)
244	19-26-1	Clint Marks	UL (10/28/06)
239	22-40-2	Logan Kilgore	UL (10/29/11)
238	23-34-1	Logan Kilgore	ULM (10/6/2012)
237	24-35-1	Austin Grammer	Memphis (9/20/14)
235	23-40-0	Joe Craddock	MSU (10/25/08)
234	19-24-1	Clint Marks	ULM (10/21/06)
233	16-29-0	Logan Kilgore	USA (11/17/12)
231	18-26-0	Dwight Dasher	Memphis (9/12/09)
230	16-26-1	Dwight Dasher	Memphis (10/13/07)
224	22-36-1	Logan Kilgore	Memphis (9/14/13)
219	28-48-0	Jeff Murphy	ASU (11/19/11)
219	11-19-1	Dwight Dasher	ULM (10/23/10)
219	16-25-0	Dwight Dasher	UL (11/14/09)
218	17-28-0	Austin Grammer	WKU (9/13/14)
218	19-33-2	Logan Kilgore	Navy (12/30/13)
218	28-39-2	Logan Kilgore	FAU (10/22/11)
216	13-20-0	Joe Craddock	ULM (11/8/08)
216	22-41-1	Clint Marks	Maryland (9/9/06)
212	19-29-0	Joe Craddock	WKU (11/15/08)
211	21-35-3	Logan Kilgore	UNC (9/7/13)
207	21-36-1	Logan Kilgore	UL (9/25/10)
204	20-42-3	Dwight Dasher	Clemson (9/5/09)
201	25-37-1	Austin Grammer	Marshall (10/11/14)
200	20-32-1	Joe Craddock	Troy (8/28/08)

100-Yard Rushing Games			
Yards	Att.	Player	Opponent
230	36	Benny Cunningham	FIU (2012)
217	27	Benny Cunningham	GT (2012)
208	21	Eugene Gross	FAU (2006)
201	26	Dwight Dasher	So. Miss (2009)
190	19	Reggie Whatley	FAU (2014)
180	19	Dwight Dasher	Memphis (2007)
178	18	Dwight Dasher	FIU (2009)
177	20	D.D. Kyles	UL (2009)
159	14	Phillip Tanner	North Texas (2008)
158	31	Jordan Parker	ODU (2014)
156	22	Jordan Parker	WCU (2013)
155	15	Reggie Whatley	UAB (2013)
154	10	Reggie Whatley	FAU (2013)
154	24	Jordan Parker	USA (2012)
150	15	Phillip Tanner	FAU (2010)
149	32	Jordan Parker	WKU (2012)
144	9	Phillip Tanner	Louisville (2007)
142	14	Jordan Parker	Charlotte (2015)
141	19	Jordan Parker	Troy (2012)

140	13	D.D. Kyles	FAU (2009)
127	21	Jordan Parker	Marshall (2013)
127	18	Phillip Tanner	APSU (2010)
125	19	Austin Grammer	WKU (2014)
125	23	William Pratcher	FAU (2011)
120	15	Jeremiah Bryson	UTEP (2013)
117	17	Jordan Parker	FAU (2012)
117	19	Benny Cunningham	Troy (2011)
115	28	Jordan Parker	FAU (2013)
110	22	D.D. Kyles	FIU (2009)
109	22	Jordan Parker	UNC (2013)
108	14	Dwight Dasher	FAU (2009)
106	15	Austin Grammer	UNT (2013)
106	19	William Pratcher	WKU (2011)
105	15	D.D. Kyles	Memphis (2011)
104	16	Reggie Whatley	Marshall (2013)
104	14	Drayton Calhoun	FAU (2012)
104	17	Phillip Tanner	UL (2010)
103	19	Shane Tucker	USM (2013)
100	10	Reggie Whatley	USM (2014)
100	21	Eugene Gross	ULM (2006)
100	14	Jordan Parker	Marshall (2014)
100	7	Reggie Whatley	UAB (2014)

100-Yard Receiving Games			
Yards	Rec.	Player	Opponent
175	13	Ed Batties	ILL (2015)
167	4	Terry Pettis	Charlotte (2015)
164	11	Eldred King	MSU (2008)
149	6	Chris McClover	WKU (2009)
148	8	Anthony Amos	FIU (2012)
141	12	Richie James	ILL (2015)
140	3	Kyle Griswold	UNT (2012)
139	4	Desmond Gee	ULM (2007)
136	5	Marcus Henry	UAB (2013)
128	9	Anthony Amos	Memphis (2012)
123	8	Ed Batties	JSU (2015)
121	8	Anthony Amos	UNT (2012)
120	5	Ed Batties	Charlotte (2015)
117	5	Malcolm Beyah	UK (2008)
113	6	Harold Turner	WKU (2009)
113	9	Patrick Honeycutt	FAU (2008)
110	8	Ed Batties	FIU (2014)
110	7	Chris McClover	MD (2009)
109	6	Desmond Gee	ULM (2006)
109	2	Jonathan Grigsby	ULM (2007)
106	1	Austin Grammer	UTEP (2014)
106	3	Desmond Gee	UK (2008)
106	4	Devin Clarke	USM (2014)
104	4	Kyle Griswold	FIU (2011)
103	6	Taron Henry	UNT (2007)
102	4	Anthony Amos	FAU (2012)
101	2	Shane Tucker	UTEP (2014)
101	5	Kyle Griswold	UTEP (2013)
101	7	Tavarres Jefferson	UNC (2013)
100	7	Anthony Amos	WKU (2011)

Special Teams Touchdowns			
Yards	Type	Player	Opponent
97	KR	Eric Russell	WKU (2010)
96	KR	Reggie Whatley	WKU (2012)
94	KR	Damon Nickson	FAU (2006)
92	KR	Phillip Tanner	UNT (2008)
89	KR	Bradley Robinson	ULM (2007)
88	KR	Damon Nickson	UL (2006)
76	PR	Kevin Byard	ODU (2014)
61	PR	Ed Batties	SSU (2014)
57	PR	Kyle Griswold	WCU (2013)
32	PBR	Michael Cannon	FAU (2007)
29	PBR	Sherman Neal	FAU (2009)
3	PBR	Chris Brown	Marshall (2013)
63	BFG	Jamarcus Howard	JSU (2015)



UPCOMING C-USA SCHEDULE

Friday, October 2

Temple at Charlotte

Saturday, October 3

Vanderbilt at Middle Tennessee

FIU at UMass

ODU at Marshall

WKU at Rice

Louisiana-Lafayette at LA Tech

North Texas at Southern Miss

UTSA at UTEP

Press Releases

Conference USA football weekly press releases contain statistical information, updates, as well as notes, standings, schedules and results. The entire release will be available to the media each Monday afternoon and on Friday's following Thursday night games.

Players of the Week

Conference USA will name Offensive, Defensive and Special Teams Players of the Week each Monday during the regular season. The Players of the Week are selected by a media panel with one media representative in each of the member institution's cities.

Postseason Awards

Conference USA names an All-Conference team selected by the head coaches at the end of the season. It contains a first and second team all-league squad, an All-Freshman team, Offensive, Defensive and Special Teams Players of the Year, Freshman of the Year and Coach of the Year. There is also an All-Academic squad.

Football Highlights

Highlight clips from C-USA football teams will be available during the regular season via XOS Video Exchange. Contact the media relations department for details.

C-USA Contacts

The main football contact for C-USA is Russ Anderson (rdanderson@c-usa.org) and the assistant is Tim McNamara (tmcnamara@c-usa.org).

2015 CONFERENCE USA STANDINGS

(standings thru Sept. 26)

C-USA							OVERALL					
East	W-L	H	A	DIV	PF	PA	W-L	PF	PA	STR	H	A
MT	1-0	1-0	0-0	1-0	73	14	2-2	178	92	0	2-0	0-2
WKU	1-0	1-0	0-0	0-0	0	0	3-1	146	102	1	2-0	1-1
FAU	1-0	0-0	1-0	1-0	17	7	1-3	96	133	1	0-2	1-1
ODU	0-0	0-0	0-0	0-0	0	0	2-2	76	131	0	1-2	1-0
Marshall	0-0	0-0	0-0	0-0	0	0	3-1	132	88	2	2-0	1-1
FIU	0-1	0-0	0-1	0-0	17	27	2-2	93	91	0	1-0	1-2
Charlotte	0-2	0-1	0-1	0-2	21	90	2-2	78	120	0	1-1	1-1
West	W-L	H	A	DIV	PF	PA	W-L	PF	PA	STR	H	A
Rice	1-0	0-0	1-0	1-0	38	24	2-2	137	152	0	1-0	1-2
LA Tech	1-1	1-0	0-1	0-0	65	58	2-2	160	102	1	2-0	0-2
So. Miss	0-0	0-0	0-0	0-0	0	0	2-2	152	126	0	1-1	1-1
UTEP	0-0	0-0	0-0	0-0	0	0	2-2	110	181	2	1-0	1-2
UTSA	0-0	0-0	0-0	0-0	0	0	0-4	80	174	0	0-2	0-2
North Texas	0-1	0-1	0-0	0-1	24	38	0-3	53	131	0	0-1	0-2

2015 CONFERENCE USA BOWL TIE-INS

Bowl	Date/Time (ET)	Site	Matchup	Network
Gildan New Mexico Bowl	Dec. 19 / 2 PM	Albuquerque, NM	C-USA vs Mountain West	ESPN
R+L Carriers New Orleans Bowl	Dec. 19 / 9 PM	New Orleans, LA	C-USA vs Sun Belt	ESPN
Miami Beach Bowl	Dec. 21 / 2:30 PM	Miami, FL	C-USA vs American	ESPN
Popeyes Bahamas Bowl	Dec. 24 / Noon	Nassau, Bahamas	C-USA vs MAC	ESPN
St. Petersburg Bowl	Dec. 26 / 11 AM	St. Petersburg, FL	C-USA vs American	ESPN
Zaxby's Heart of Dallas Bowl	Dec. 26 / 2:20 PM	Dallas, TX	C-USA vs Big 12	ESPN
Independence Bowl	Dec. 26 / 5:45 PM	Shreveport, LA	ACC vs SEC (or C-USA)	ESPN
Arizona Bowl	Dec. 29 / TBA	Tucson, AZ	C-USA vs Mountain West	TBA

2015 C-USA PRESEASON POLL

EAST DIVISION

1. WKU
2. Marshall
3. Middle Tennessee
4. Florida Atlantic
5. FIU
6. Old Dominion
7. Charlotte

WEST DIVISION

1. Louisiana Tech
2. Rice
3. UTEP
4. Southern Miss
5. North Texas
6. UTSA

2015 PRESEASON ALL-C-USA TEAM

First Team Offense

QB Brandon Doughty, Sr., WKU
 RB Leon Allen, Sr., WKU
 RB Kenneth Dixon, Sr., Louisiana Tech
 RB Devon Johnson, Sr., Marshall
 RB Aaron Jones, Jr., UTEP
 OL Jordan Budwig, Jr., FIU
 OL Darius Johnson, Sr., Middle Tennessee
 OL Kaydon Kirby, Jr., North Texas
 OL Andrew Reue, Sr., Rice
 OL Clint Van Horn, Jr., Marshall
 WR Jared Dangerfield, Sr., WKU
 WR Carlos Harris, Sr., North Texas
 WR Zach Pascal, Jr., Old Dominion
 WR Trent Taylor, Jr., Louisiana Tech
 TE Jonnu Smith, Jr., FIU

First Team Defense

DL Vernon Butler, Sr., Louisiana Tech
 DL Jason Neill, Sr., UTSA

DL Jarquez Samuel, Sr., Marshall
 DL Michael Smith, Sr., Southern Miss
 DL Michael Wakefield, Sr., FIU
 LB T.T. Barber, Sr., Middle Tennessee
 LB Drew Douglas, Sr., UTSA
 LB D.J. Hunter, Sr., Marshall
 DB Kevin Byard, Sr., Middle Tennessee
 DB Crevon LeBlanc, Sr., Florida Atlantic
 DB Richard Leonard, Sr., FIU
 DB Bennett Okotcha, Sr., UTSA
 DB Wonderful Terry, Sr., WKU
 DB Xavier Woods, Jr., Louisiana Tech

First Team Special Teams

K Trevor Moore, So., North Texas
 P Tyler Williams, Sr., Marshall
 KR Autrey Golden, Jr., UTEP
 PR Richard Leonard, Sr., FIU
 LS Matt Cincotta, Sr., Marshall

Offensive Player of the Year

Brandon Doughty, Sr., QB, WKU

Defensive Player of the Year

Richard Leonard, Sr., DB, FIU

Special Teams Player of the Year

Autrey Golden, Sr., KR, UTEP

MIDDLE TENNESSEE DEPTH CHART

OFFENSE

QB	12 Brent Stockstill	6-0	200	r-Fr.
	2 Austin Grammer	6-2	204	r-Jr.
RB	6 Jordan Parker	6-1	214	Sr.
	1 Shane Tucker	6-0	204	Jr.
	5 Jeremiah Bryson	5-8	192	r-Sr.
FB	45 Corey McCarron	6-2	245	r-Sr.
	41 Chase Pennycuff	6-0	268	r-Sr.
LT	73 Chandler Brewer	6-6	310	Fr.
	55 Carlos Johnson	6-3	300	r-Fr.
	74 Robert Behanan	6-3	285	r-Fr.
LG	54 Jaylen Hunter	6-4	296	r-Sr.
	64 David Adams	6-3	294	r-Jr.
C	63 Josh Chester	6-3	300	r-Jr.
	66 Daniel Stephens	6-2	304	Jr.
RG	66 Daniel Stephens	6-2	304	Jr.
	70 Conner Trent	6-5	306	r-So.
RT	56 Maurquice Shakir	6-3	322	r-Jr.
	65 Hunter Rogers	6-7	328	r-Jr.
WR (x)	80 Ed Batties	6-0	198	r-Sr.
	10 Ty Clemons	5-11	176	r-Fr.
WR (H)	87 Richie James	5-9	171	r-Fr.
	13 Demetrius Frazier	5-10	198	r-Jr.
WR (Z)	86 Rod Ducksworth	6-0	167	Jr.
	19 Derek Barnes	6-0	180	r-Jr.
TE	84 Terry Pettis	6-5	228	r-Jr.
	88 Lucas Hamilton	6-5	262	r-So.

SPECIAL TEAMS

KR	4 Jared Singletary	5-8	171	r-Jr.
	5 Jeremiah Bryson	5-8	192	r-Sr.
PR	80 Ed Batties	6-0	198	r-Sr.
	5 Jeremiah Bryson	5-8	192	r-Sr.
P	43 Trevor Owens	6-2	205	Fr.
	99 Matt Bonadies	6-1	195	Fr.
PK	87 Cody Clark	6-1	177	r-Jr.
	15 Canon Rooker	5-11	173	r-So.

DEFENSE

LE	49 Steven Rhodes	6-3	248	Jr.
	11 Peter Bailey	6-4	252	Jr.
LT	92 Patrick McNeil	6-1	318	r-Sr.
	99 Jimal McBride	6-2	319	Jr.
RT	51 Shaquille Huff	6-1	318	r-Jr.
	97 Raynard Felton	6-4	278	r-Jr.
RE	59 Chris Hale	6-4	266	r-Jr.
	17 Alexandro Antoine	6-1	244	r-Sr.
SLB	8 Trey Wafford	5-10	203	Sr.
	31 DJ Sanders	6-0	213	So.
MLB	24 Cavellis Luckett	6-0	241	Sr.
	30 Darius Harris	6-2	224	r-Fr.
WLB	38 T.T. Barber	6-1	233	Sr.
	39 James Roberson	6-0	218	r-Sr.
RC	9 Jeremy Cutrer	6-2	170	Jr.
	21 Jamarcus Howard	6-0	182	Sr.
FS	42 Xavier Walker	6-4	208	Sr.
	22 Quay Watt	6-0	204	r-Sr.
SS	20 Kevin Byard	5-11	215	r-Sr.
	23 Chris Brown	6-1	178	r-Jr.
LC	47 Mike Minter	6-0	184	r-So.
	4 Jared Singletary	5-8	171	r-Jr.
	28 Dontavious Heard	6-1	196	Jr.
KO	15 Canon Rooker	5-11	173	r-So.
	87 Cody Clark	6-1	177	r-Jr.
LS	53 William Eads	6-0	217	r-Jr.
H	38 Jim Cardwell	5-9	170	r-Fr.
	2 Austin Grammer	6-2	204	r-Jr.

CAREER GAMES PLAYED

Kevin Byard, S	41
James Roberson, LB	41
Patrick McNeil, DT	40
Jordan Parker, RB	39
T.T. Barber, LB	38
Alexandro Antoine, DE	38
Christian Collis, WR	38
Darius Johnson, OL	37
Chase Pennycuff, FB	37
Jared Singletary, CB	35
Ykeem Wells, LB	34
Jeremiah Bryson, RB	34
Cody Clark, PK	29
Chris Brown, S	29
Xavier Walker, S	29
Steven Rhodes, DE	29
Shaquille Huff, DT	29
Hunter Rogers, OL	29
Terry Pettis, WR	29
Demetrius Frazier, WR	29
Austin Grammer, QB	26
William Wilson, TE	25
Derious Bennett, DT	25
Josh Chester, OL	25
Jimal McBride, DL	25
Daniel Stephens, OL	24
Chris Hale, DT	23
William Eads, LS	23
Shane Tucker, RB	21
Raynard Felton, DT	19
Canon Rooker, PK	17
Ed Batties, WR	16
Quay Watt, S	16
DJ Sanders, LB	16
Cavellis Luckett, LB	16
David Adams, OL	16
Trey Wafford, LB	16
Tyler Barron, TE	14
Lucas Hamilton, TE	13
Jordan Frost-Dixon, S	13
Jahmal Jones, DE	12
Alex Dale, DB	12
Jamarcus Howard, DB	12
Jaylen Hunter, OL	12
Anfernee Stewart, LB	12
Mike Minter, DB	10
Jevontey Smith, WR	7
Kamani Thomas, RB	5
Brent Stockstill, QB	5
Conner Trent, OL	5
Houston Brown, CB	4
Richie James, WR	4
Justin Akins, DL	4
Darius Harris, LB	4
Maurquice Shakir, OL	4
Peter Bailey, DE	4
Chandler Brewer, OL	4
Jim Cardwell, H	4
Jovante Moffatt, DB	4
Darryl Randolph, DB	4
Trevor Owens, P	4
Chris Melton, LB	4
Corey McCarron, FB	4
Rod Ducksworth, WR	4
Justin Lloyd, S	4
Patrick Stewart, DT	3
Ismael Aurismond, DL	3
Tristan Walker, WR	3
Dontavious Heard, DB	3
Max Linder, FB	3
William BeAird, DB	3
Nolan Genovese, QB	3
Derek Barnes, WR	3
Robert Behanan, OL	3
Ty Clemons, WR	3
Myles Harges, LB	2
Jordan Willis, FB	2
Michael Kee, WR	2
Ruben Garnett, RB	1
Matt Bonadies, P	1
Richie Bisaccia, S	1
Jesse Moffitt, OL	1
Darius Liggins, DE	1
Carlos Johnson, OL	1
Sean Smith, TE	0
Khalil Brooks, DB	0

CAREER GAMES STARTED

Kevin Byard, S	40
Darius Johnson, OL	37
T.T. Barber, LB	35
Patrick McNeil, DT	32
Christian Collis, WR	27
Xavier Walker, S	26
Jordan Parker, RB	25
Trey Wafford, LB	22
Alexandro Antoine, DE	19
Josh Chester, OL	19
Shaquille Huff, DT	17
Daniel Stephens, OL	16
Ed Batties, WR	15
Shaquille Huff, LB	13
Austin Grammer, QB	12
Terry Pettis, WR	10
Steven Rhodes, DE	9
Jaylen Hunter, OL	7
Cavellis Luckett, LB	7
Shane Tucker, RB	5
David Adams, OL	4
Brent Stockstill, QB	4
Chander Brewer, OL	4
Richie James, WR	4
Chris Hale, DE	4
Jeremy Cutrer, DB	4
Maurquice Shakir, OL	3
Jeremiah Bryson, RB	3
Chase Pennycuff, FB	3
James Roberson, LB	3
Jimal McBride, DT	2
Demetrius Frazier, WR	2
Mike Minter, CB	2
Rod Ducksworth, WR	2
Chris Brown, S	1
Lucas Hamilton, TE	1
Anfernee Stewart, LB	1
Jamarcus Howard, DB	1
Quay Watt, S	1
Hunter Rogers, OL	1

PRONUNCIATION GUIDE

Ismael Aurismond..... Ish-Male Or-iss-Mahnd
 Richie Bisaccia Buh-SAH-Chee-uh
 Ed Marques Batties Ed Markus Ba-Tees
 Robert Behannon bee-HAN-in
 Matt Bonadies..... Bonn-Ah-Dees
 Jocque Bruce Jock
 Kevin Byard bye-ERD
 Jeremy Cutrer Kuh-Trair
 Myles Harges..... har-juss
 J'Vonte Herrod hair-id

Jimal McBride.....Jah-Meel
 Maurquice Shakir shah-kere
 Kamani Thomas..... kuh-mah-nee
 John Urzua..... urr-zoo-uh

2015 ROSTER

NO	NAME	POS	HT	WT	CL	B'DAY	LETTERS	HOMETOWN/HS or JC
1	Shane Tucker	RB	6-0	204	Jr.	8/17/95	2	Memphis, TN/Memphis University School
2	Austin Grammer	QB	6-2	204	r-Jr.	2/2/94	2	Tuscaloosa, AL/American Christian Academy
2	Alex Dale	S	5-10	192	r-Jr.	1/10/94	0	Memphis, TN/MUS
3	Jordan Frost-Dixon	S	5-11	198	Sr.	8/7/93	1	Plainfield, NJ/Easton Area HS/Scottsdale CC
4	Jared Singletary	CB	5-8	175	r-Sr.	6/16/93	2	Green Cove Springs, FL/Clay HS
4	Tristan Walker	WR	5-9	161	r-So.	5/11/94	0	Raleigh, NC/Hargrave Military Academy
5	Jeremiah Bryson	RB	5-8	192	r-Sr.	6/29/92	3	Smyrna, TN/Smyrna HS
6	Jordan Parker	RB	6-1	214	Sr.	8/24/94	3	Lawrenceville, GA/Collins HS
6	Houston Brown	DB	5-10	200	r-Sr.	7/6/93	0	Murfreesboro, TN/Brentwood HS
7	Jocquez Bruce	WR	5-10	162	Fr.	2/17/97	0	Knoxville, TN/South Doyle HS
7	Jovante Moffatt	CB	6-0	190	Fr.	12/25/96	0	Union City, TN/Union City HS
8	Trey Wafford	LB	5-10	203	Sr.	8/15/93	1	Fayetteville, GA/Whitewater HS/Miss. GC CC
9	Jeremy Cutrer	CB	6-2	170	Jr.	2/27/94	0	Kentwood, LA/Sumner HS
9	Isiah Upton	WR	6-0	185	Fr.	2/15/97	0	Nashville, TN/East Nashville Magnet HS
10	Ty Clemons	WR	5-11	176	r-Fr.	4/2/95	0	Powder Springs, GA/McEachern HS
10	Justin Lloyd	S	5-11	186	r-So.	10/13/94	0	Murfreesboro, TN/Ensworth HS
11	Nolan Genovese	QB	6-0	215	r-Sr.	8/13/92	0	Nashville, TN/CPA/NE Miss. CC
11	Peter Bailey	DE	6-4	252	Jr.	12/17/93	0	Kissimmee, FL/Osceola HS/Hinds CC
12	Brent Stockstill	QB	6-0	200	r-Fr.	8/5/94	0	Murfreesboro, TN/Siegel HS
13	Demetrius Frazier	WR	5-10	198	r-Jr.	10/16/93	2	Brunswick, GA/Brunswick HS
15	Canon Rooker	PK	5-11	173	r-So.	10/25/94	1	Richmond Hill, GA/Richmond Hill HS
16	Khalil Brooks	CB	5-11	190	Fr.	7/7/97	0	Atlanta, GA/Benjamin E. Mays HS
16	John Urzua	QB	6-3	170	Fr.	4/29/97	0	Suwanee, GA/North Gwinnett HS
17	Alexandro Antoine	DE	6-1	244	r-Sr.	10/26/92	3	Port a Prince, Haiti/Antioch HS
17	Jordan Willis	FB	5-10	226	r-So.	6/12/95	0	Lenoir City, TN/Lenoir City HS
18	Jevontey Smith	WR	6-3	205	r-So.	11/7/94	0	Greensboro, AL/Greensboro HS
19	Derek Barnes	WR	6-0	180	r-Jr.	10/28/94	0	Clearwater, FL/Calvary Christian HS
20	Kevin Byard	S	5-11	215	r-Sr.	8/17/93	3	Lithonia, GA/M.L. King HS
21	Jamarcus Howard	CB	6-0	182	Sr.	11/13/93	1	Tuscaloosa, AL/Northridge HS/Coffeyville CC
22	Quay Watt	S	6-0	204	r-Sr.	7/24/93	1	Abbeville, SC/Abbeville HS/Holmes CC
23	Chris Brown	S	6-1	178	r-Jr.	9/9/93	2	Donalsonville, GA/Seminole County Middle HS
24	Cavellis Luckett	LB	6-0	241	Sr.	12/6/92	1	McComb, MS/McComb HS/Miss. GC CC
24	Michael Kee	WR	5-11	177	r-Sr.	8/9/92	0	Naples, FL/Naples HS
25	Desmond Anderson	RB	5-10	174	Fr.	4/28/97	0	Pacolet, SC/Broome HS
26	Kamani Thomas	RB	5-9	198	r-So.	5/10/95	0	Dallas, GA/East Paulding HS
27	Ruben Garnett	RB	5-9	175	Fr.	9/24/96	0	Hepzibah, GA/Aquinas HS
28	Dontavious Heard	CB	6-1	196	Jr.	11/15/92	0	Atlanta, GA/Martin Luther King HS/Phoenix College
29	Darryl Randolph	CB	5-11	184	r-Fr.	10/7/95	0	Pensacola, FL/Pensacola HS
30	Darius Harris	LB	6-2	224	r-Fr.	1/17/96	0	Horn Lake, MS/Horn Lake HS
31	D.J. Sanders	LB	6-0	213	So.	11/7/95	1	Sandersville, GA/Washington Co. HS
32	I'Tavius Mathers	RB	5-11	195	r-Jr.	11/19/93	0	Murfreesboro, TN/Blackman HS/Ole Miss
33	Myles Harges	LB	6-2	228	Jr.	6/16/94	0	Grenada, MS/Grenada HS/Itawamba CC
34	Anfornee Stewart	LB	6-1	215	r-Jr.	10/17/93	2	Duluth, GA/Duluth HS
35	Terelle West	WR	5-10	185	Fr.	1/15/97	0	Pinson, AL/Clay-Chalkville HS
36	Richie Bisaccia	S	6-0	193	r-So.	7/21/94	0	Tampa, FL/Freedom HS
37	Patrick Smith	WR	6-0	180	r-Fr.	5/8/96	0	Nashville, TN/East Nashville HS
37	William BeAird	S	5-11	200	r-Sr.	11/6/92	0	Nashville, TN/Brentwood Academy
38	T.T. Barber	LB	6-1	233	Sr.	6/1/94	3	Colquitt, GA/Miller County HS
38	Jim Cardwell	WR	5-9	170	r-Fr.	2/24/96	0	Chattanooga, TN/Boyd-Buchanan HS
39	James Roberson	LB	6-0	218	r-Sr.	4/12/93	3	Atlanta, GA/South Atlanta HS
40	Chris Melton	LB	6-1	205	Fr.	1/12/97	0	Leesburg, GA/Lee County HS
41	Chase Pennycuff	FB	6-0	268	r-Sr.	3/19/92	3	Murfreesboro, TN/Siegel HS
42	Xavier Walker	S	6-4	208	Sr.	4/22/93	2	Duluth, GA/Duluth HS/Itawamba CC
43	Jahmal Jones	DE	6-3	238	r-So.	8/15/95	1	Dallas, TX/Norcross (GA) HS
43	Trevor Owens	P	6-2	205	Fr.	12/15/95	0	Lebanon, VA/Fork Union
44	J'Vonte Herrod	RB	5-11	231	r-Fr.	2/11/96	0	Kennesaw, GA/North Cobb HS
45	Corey McCarron	FB	6-2	245	r-Sr.	1/4/93	0	Mobile, AL/Spanish Fort HS
45	Charles Okoreeh-Baah	LB	6-0	199	r-So.	12/22/94	0	Nashville, TN/Hillsboro HS
46	Vernon Walker	S	6-0	175	Fr.	9/20/96	0	Orlando, FL/Dr. Phillips HS
47	Michael Minter	CB	6-0	184	r-So.	9/12/94	0	Atlanta, GA/McNair Senior HS
48	Max Linder	TE	6-3	238	r-Fr.	11/30/95	0	Ocala, FL/Trinity Catholic HS
49	Steven Rhodes	DE	6-3	248	Jr.	11/22/88	2	Antioch, TN/Antioch HS
50	Jesse Moffitt	OL	6-2	284	r-Fr.	5/15/95	0	Pleasant View, TN/Goodpasture HS
51	Shaquille Huff	DT	6-1	318	r-Jr.	1/19/93	2	Covington, GA/Eastside HS

CONFERENCE CHAMPIONS: 1956, 1957, 1958, 1959, 1964, 1965, 1985, 1989, 1990, 1992, 2001, 2006

52	Ykeem Wells	DE	6-0	258	r-Sr.	1/31/92	3	Buena Vista, GA/Marion County HS
53	William Eads	LS	6-0	217	r-Jr.	1/3/94	2	Hoover, AL/Hoover HS
54	Jaylen Hunter	OL	6-4	296	r-Sr.	8/10/93	1	Jacksonville, FL/Nease HS/Arizona Western
55	Carlos Johnson	OL	6-3	300	r-Fr.	7/2/96	0	Nashville, TN/Pearl Cohn HS
56	Maurquice Shakir	OL	6-3	322	r-Jr.	10/14/93	0	Los Angeles, CA/Palisades HS/Santa Monica CC
57	Jonathan Roth	OL	6-5	280	Fr.	4/18/97	0	Knoxville, TN/Fulton HS
58	Daniel Morris	OL	6-2	229	r-So.	4/5/95	0	Murfreesboro, TN/Riverdale HS
59	Chris Hale	DE	6-4	266	r-Jr.	11/16/93	2	Atlanta, GA/Dunwoody HS
60	Azar Wilson	DE	6-0	250	r-Jr.	12/22/93	0	Powder Springs, GA/McEachern HS
63	Josh Chester	OL	6-3	300	r-Jr.	8/24/93	2	Warner Robins, GA/Northside HS
64	David Adams	OL	6-3	294	r-Jr.	10/17/93	1	Rolling Fork, MS/So. Delta HS/Copiah-Lincoln CC
65	Hunter Rogers	OL	6-7	328	r-Jr.	2/15/94	2	Safford, AL/John T. Morgan Academy
66	Daniel Stephens	OL	6-2	304	Jr.	5/5/95	2	Duluth, GA/Peachtree Ridge HS
67	Joe Defatta	PK	5-7	166	r-Fr.	8/11/95	0	Franklin, TN/Franklin HS
70	Conner Trent	OL	6-5	306	r-So.	3/29/95	0	Church Hill, TN/Volunteer HS
72	Josh Fannin	OL	6-3	310	Fr.	1/24/96	0	Hoschton, GA/Mill Creek HS
73	Chandler Brewer	OL	6-6	310	Fr.	6/12/97	0	Florence, AL/Florence HS
74	Robert Behanan	OL	6-3	285	r-Fr.	5/13/96	0	Fairfield, OH/Fairfield HS
75	Darius Johnson	OL	6-3	305	r-Sr.	12/3/92	3	Orlando, FL/Dr. Phillips HS
79	DeAndre Ford	OL	6-6	378	Fr.	9/16/97	0	Chicago, IL/Creekside HS
80	Ed Batties	WR	6-0	198	r-Sr.	11/21/91	1	Fresno, TX/Hightower HS/Kilgore College
81	Christian Collis	WR	6-0	211	r-Sr.	8/28/93	3	Opelika, AL/Beauregard HS
82	William Wilson	FB	6-2	242	r-Sr.	9/5/93	2	Memphis, TN/Kirby HS
83	Sean Smith	TE	6-7	243	r-Fr.	4/26/96	0	Summerville, SC/Summerville HS
84	Terry Pettis	TE	6-5	228	r-Jr.	10/26/93	2	Fairburn, GA/Langston Hughes HS
85	Darrius Liggins	DE	6-4	239	r-Fr.	4/29/96	0	Oxford, MS/Oxford HS
86	Rod Ducksworth	WR	6-0	167	Jr.	9/3/93	0	Taylorsville, MS/Taylorsville HS/Jones Co. JC
87	Cody Clark	PK	6-1	177	r-Jr.	3/2/94	2	Watkinsville, GA/North Oconee HS
87	Richie James	WR	5-9	171	r-Fr.	9/5/95	0	Sarasota, FL/Riverview HS
88	Lucas Hamilton	TE	6-5	262	r-So.	3/10/95	0	Lenoir City, TN/Lenoir City HS
89	Tyler Barron	TE	6-4	234	r-Sr.	5/28/93	1	Port Orange, FL/So. Delta HS/Co-Lin CC
90	Patrick Stewart	DT	6-2	266	r-Fr.	4/12/96	0	Monroe, GA/George Walton HS
91	Justin Akins	DL	6-4	257	r-So.	4/11/95	0	Jenkinsburg, GA/Jackson HS
92	Patrick McNeil	DT	6-1	318	r-Sr.	6/8/92	3	Mobile, AL/Davidson HS
93	Malik Manciel	DT	6-3	265	Fr.	2/15/97	0	Detroit, MI/Florence (AL) HS
94	Tyshun Render	DE	6-4	220	Fr.	3/28/97	0	Newnan, GA/Westlake HS
95	Trae Philpots	DE	6-4	240	Fr.	5/7/97	0	Fairburn, GA/Creekside HS
96	Ismael Aurismond	DE	6-3	230	r-So.	8/14/95	0	Miami, FL/Hialeah HS
97	Raynard Felton	DT	6-4	278	r-Jr.	1/24/94	1	Jacksonville, FL/Ribault HS
98	Derious Bennett	DT	6-1	307	r-Jr.	9/30/93	2	Columbus, GA/Carver HS
99	Jimal McBride	DT	6-2	319	Jr.	11/30/94	2	Waycross, GA/Ware County HS
99	Matt Bonadies	P	6-1	195	Fr.	12/23/96	0	Buford, GA/Buford HS
	Kyle Coombes	FB	5-11	206	r-Fr.	7/26/95	0	Mt. Juliet, TN/Wilson Central HS
	Darrius Henderson	QB	5-11	180	r-So.	11/16/94	0	Memphis, TN/Southwind HS
	Robert Kelley	CB	5-9	180	r-So.	2/3/95	0	Nashville, TN/Hillsboro HS
	TJ Plymouth	WR	6-0	180	r-Fr.	11/22/95	0	Munford, TN/Munford HS

QB



12 Brent Stockstill (6-0/200/r-Fr.)

- Was 29-42 for 330 yards and three TDs against Illinois
- 369 yards and five TDs against Charlotte are both MT freshman records
- 98-141 on the season (69.5%) for 1,221 yards with 12 TDs and only two INTs
- His 1,221 passing yards leads all freshmen nationally



2 Austin Grammer (6-2/204/r-Jr.)

- Threw a 16-yard TD in his lone passing attempt against Alabama
- Went 2-3 for 15 yards and added 14 yards on three carries vs. Jackson St.
- Totaled 2,557 yards passing and 17 TDs on 221-338 passing in 2014
- Added 442 yards on the ground with six rushing TDs

RB



6 Jordan Parker (6-1/214/Sr.)

- Team's leading rusher through four games with 305 yards
- Had 23 carries for 70 yards at Illinois
- Totaled 142 yards on 14 carries with three TDs vs. Charlotte
- Had 2,387 career all-purpose yards and 12 total TDs entering 2015



1 Shane Tucker (6-0/204/Jr.)

- Has 115 yards on 38 carries in 2015
- Had 64 yards on 14 carries plus two catches for 45 yards and a TD vs. JSU
- Named Honorable Mention All-C-USA in 2014 ... Doak Walker candidate
- Led MT with 8 rushing TDs and added 4 TD receptions and 351 receiving yards

LT



73 Chandler Brewer (6-6/310/Fr.)

- Part of offensive line that paved the way for MT record 695 yards vs. Charlotte
- Tied for the most snaps played (81) on the offensive line against Alabama
- Played 92 total snaps vs JSU
- Earned first career start against Jackson St.



55 Carlos Johnson (6-3/300/r-Fr.)

- Redshirted his first season at MT in 2014
- Voted First Team All-State by TSWA in 2013

LG



54 Jaylen Hunter (6-4/296/r-Sr.)

- Part of offensive line that paved the way for MT record 695 yards vs. Charlotte
- Tied for the most snaps played (81) on the offensive line against Alabama
- Played in eight games and earned three starts in 2014
- Finished 2014 by starting the final three games at left guard



64 David Adams (6-3/294/r-Jr.)

- Earned the Dr. James E. Walker Academic Award after spring 2015 drills
- Played in all 12 games last season for the Raiders and started four games
- Made his first career start against ODU
- Enrolled at MT in January 2014 after transferring from Copiah-Lincoln

C



63 Josh Chester (6-3/300/r-Jr.)

- Part of offensive line that paved the way for MT record 695 yards vs. Charlotte
- Played 82 snaps in season opener and 78 against Alabama
- Named to the Rimington Award watch list
- Started all 12 games in 2014, eight at right guard and four at center
- Played 871 snaps a season ago, the second-most among offensive linemen



66 Daniel Stephens (6-2/304/Jr.)

- Part of offensive line that paved the way for MT record 695 yards vs. Charlotte
- Totaled 78 snaps played against Alabama
- Played in 11 games and earned 10 starts in 2014
- Started six games at center and four at right guard last season

RG



66 Daniel Stephens (6-2/304/Jr.)

- Part of offensive line that paved the way for MT record 695 yards vs. Charlotte
- Totaled 78 snaps played against Alabama
- Played in 11 games and earned 10 starts in 2014
- Started six games at center and four at right guard last season



70 Conner Trent (6-5/306/r-So.)

- Played in two games as a redshirt freshman in 2014
- Took a redshirt year during the 2013 campaign

RT



56 Maurquice Shakir (6-3/322/r-Jr.)

- Part of offensive line that paved the way for MT record 695 yards vs. Charlotte
- Tied for the most snaps played (81) on the offensive line against Alabama
- Played 92 snaps against JSU in opener
- Redshirted the 2014 season after transferring from Santa Monica College



65 Hunter Rogers (6-7/328/r-Jr.)

- Has seen time in all 29 games in his career
- Has been a fixture on the field goal and extra point units
- Was in on a season-high 30 snaps against UTEP in 2014

X



80 Ed Batties (6-0/198/r-Sr.)

- Leads team with 446 receiving yards and seven receiving TDs
- Totaled 13 catches for 175 yards and two TDs at Illinois
- Hauled in five catches for 120 yards and three TDs against Charlotte
- Led MT with eight receptions, 123 yards and two TDs vs. Jackson St.



10 Ty Clemons (5-11/176/r-Fr.)

- Saw first career action against Jackson State
- Took a redshirt year in 2014
- 2013 Georgia Class 6A all-state first team selection

H



87 Richie James (5-9/171/r-Fr.)

- Leads all freshmen nationally with 34 receptions in 2015
- Second on the team with 352 receiving yards
- Totaled 12 catches for 141 yards against and a TD at Illinois
- Led the team with 10 receptions for 95 yards against Alabama



13 Demetrius Frazier (5-10/198/r-Jr.)

- Had two catches for nine yards at Illinois
- Hauled in four catches for 27 yards against Charlotte
- Caught two passes for 12 yards and added 12 rushing yards vs. JSU
- Had seven catches for 96 yards vs. Memphis in 2014, both career highs

Z



86 Rod Ducksworth (6-0/167/Jr.)

- Has hauled in four catches for 33 yards and a TD in 2015
- Caught two passes vs. Alabama, including his first career TD
- Had a six yard reception in Blue Raider debut vs. Jackson St.
- Had 851 yards on 50 receptions and seven TDs in 2014 at Jones County JC



19 Derek Barnes (6-0/180/r-Jr.)

- Earned the "Grinder Award" for receivers following spring 2015 drills
- Walked on at MT in 2014 after spending 2013 at Cumberland University

TE



84 Terry Pettis (6-5/228/r-Jr.)

- Recorded four catches for 167 yards and two TDs against Charlotte
- Had two catches for 51 yards against Jackson St.
- Has played in all 29 games in his career with ten starts
- Hauled in 15 receptions for 241 yards and one TD last season



88 Lucas Hamilton (6-5/262/r-So.)

- First career reception went for a 1-yard TD vs. Jackson St.
- Played in nine games in his redshirt freshman campaign
- Earned his first career start against WKU in 2014

PK



87 Cody Clark (6-1/177/r-Jr.)

- Is a perfect 116-116 in his career on PATs
- Set MT record for consecutive PATs made vs. JSU and tied it vs. Charlotte
- Made nine of 15 field goal attempts last season
- Only two of his six misses in 2014 were from inside 40 yards



15 Canon Rooker (5-11/173/r-So.)

- Has ten touchbacks in 29 kickoffs this season.
- Had five touchbacks in 10 kickoffs against Jackson St.
- Sat out 2014 with an injury
- Had 23 touchbacks in 70 kickoffs

KR



4 Jared Singletary (5-8/171/r-Sr.)

- Had returned only two kickoffs for 40 yards entering 2015, both in 2013
- Career-long kick return of 25 yards came against McNeese in 2013



5 Jeremiah Bryson (5-8/192/r-Sr.)

- Returned two kickoffs for 60 yards against Charlotte
- Returned four kickoffs for 82 yards vs. Alabama
- Had three kickoff returns for 87 yards vs JSU (29.0)
- Had 1,024 career all-purpose yards entering 2015

LE



49 Steven Rhodes (6-3/248/Jr.)

- Recorded season-high five tackles and a TFL at Illinois
- Leads the team with four QB hurries in 2015
- Had four tackles, one TFL, a forced fumble and a fumble recovery vs. Charlotte
- Led the team with three QB hurries against Alabama



11 Peter Bailey (6-4/252/Jr.)

- Had one tackle against Charlotte
- Recorded two tackles against Jackson St. in debut as Blue Raider
- Earned First Team All-State honors in 2014 at Hinds CC
- Collected 61 tackles, seven TFLs, 6.5 sacks and a forced fumble in 2014

LT



92 Patrick McNeil (6-1/318/r-Sr.)

- Recorded four total tackles against Alabama
- Named Honorable Mention All-C-USA in 2014
- Started all 11 games he played in last season and all 13 games in 2013
- Had 15 tackles, two TFLs and one sack last season



99 Jimal McBride (6-2/319/Jr.)

- Played in all 12 games with one start a season ago
- Finished with 25 tackles, 4.5 TFLs and two sacks in 2014
- Added a pass breakup to his four tackles and one sack against UAB
- Also collected four tackles against WKU and UTEP

RT



51 Shaquille Huff (6-1/318/r-Jr.)

- Made two tackles against Illinois
- Had two tackles, one of which was for loss against Alabama
- Recorded two tackles against Jackson St., both for loss
- Credited with 28 tackles, five TFLs, two sacks and two hurries on the year



97 Raynard Felton (6-4/278/r-Jr.)

- Had one pass breakup at Illinois
- Recorded three tackles, one TFL and a pass breakup against Charlotte
- Finished 2014 with 16 tackles, one TFL, and one forced fumble
- Blocked a field goal in the 2014 opener against Savannah State

RE



59 Chris Hale (6-4/266/r-Jr.)

- Recorded a sack against Charlotte
- Totaled six tackles, one for loss against Alabama
- Made two tackles in first career start vs. Jackson St.
- Also had a sack for a loss of seven yards and one QB hurry



17 Alexandro Antoine (6-1/244/r-Sr.)

- Had one QB hurry against Alabama
- Has started 19 games in the last two seasons
- Played in nine games with seven starts in 2014 before suffering a knee injury
- Credited with 14 tackles on the season last year

SAM



8 Trey Wafford (5-10/203/Sr.)

- Totaled nine tackles and a sack at Illinois
- Recorded three tackles, two for loss and a sack against Charlotte
- Had four tackles and a QB hurry against Alabama
- Played in all 12 games in 2014 and earned nine starts



31 DJ Sanders (6-0/213/So.)

- Totaled four tackles and a pass breakup at Illinois
- Recorded five total tackles against Alabama
- Returned his second career interception 75 yards for a TD vs. Jackson St.
- Named to the C-USA All-Freshman team in 2014

MIKE



24 Cavellis Luckett (6-0/241/Sr.)

- Recorded nine tackles at Illinois
- Totaled seven tackles against Alabama
- Led MT with six tackles vs. Jackson St., one of which was a TFL
- Finished fifth on the team in 2014 with 57 tackles



30 Darius Harris (6-2/224/r-Fr.)

- Totaled five tackles, three of them solo stops, at Illinois
- Recorded three tackles and forced a fumble against Charlotte
- Also added a 42-yard interception return for touchdown vs. Charlotte
- Recorded four tackles in his debut against Jackson St.

WILL



38 T.T. Barber (6-1/233/Sr.)

- Leads the team with 30 tackles through four games
- Led team with 14 tackles and added a sack, pass breakup and QBH at Illinois
- Collected seven tackles, one for loss, against Alabama
- Voted Preseason First Team All-C-USA...Rotary Lombardi Award candidate
- Led MT last two seasons with 72 tackles in 2014 and 119 in 2013



39 James Roberson (6-0/218/r-Sr.)

- Had four tackles at Illinois
- Recorded two tackles and half a sack against Jackson St.
- Has played in all 41 games in his career with 3 starts
- Totaled 25 tackles, two TFL and one sack in 2014

RC



9 Jeremy Cutrer (6-2/170/Jr.)

- Had five tackles, one for loss, and a pass breakup at Illinois
- Had two interceptions, two pass breakups and a fumble recovery vs. Charlotte
- Tied for team lead with 8 tackles, added 77-yard INT return vs. Alabama
- Had one tackle, two pass breakups, a QB hurry and a FG block in MT debut



21 Jamarcus Howard (6-0/182/Sr.)

- Recorded two tackles against Charlotte
- Returned a blocked field goal for a TD against Jackson St.
- Also recorded two tackles in the season opener
- Earned first career start against Southern Miss in 2014

FS



42 Xavier Walker (6-4/208/Sr.)

- Had three tackles and a pass breakup at Illinois
- Totaled five tackles against Charlotte
- Recorded four tackles and a pass breakup against Alabama
- Played in all 29 games in his career with 26 starts



22 Quay Watt (6-0/204/r-Sr.)

- Totaled five tackles at Illinois
- Recorded four tackles and a fumble recovery vs. Charlotte
- Recorded six tackles and a pass breakup against Alabama
- Made move from linebacker to safety in the spring

SS



20 Kevin Byard (5-11/215/r-Sr.)

- Recorded season-high 11 tackles at Illinois
- Tied for team lead with 8 tackles vs. Alabama and added an interception
- Voted Preseason First Team All-C-USA...Thorpe Award candidate
- Made 39th consecutive start at Alabama, an MT record



23 Chris Brown (6-1/178/r-Jr.)

- Recorded four tackles at Illinois
- Played 34 snaps in the opener with 25 coming on special teams
- Moved back to safety following JSU game
- Had a career-high 24 tackles in 2014

LC



47 Michael Minter (6-0/184/r-So.)

- Recorded two tackles at Illinois
- Recorded three tackles vs. Charlotte in first action of 2015
- Did not play against Jackson St. or Alabama
- Played in eight games as a redshirt freshman



28 Dontavious Heard (6-1/196/Jr.)

- Recorded two tackles and had a pass breakup vs. Charlotte
- Totaled five tackles, one for loss, and a QB hurry against Alabama
- Had one tackle and one pass breakup in debut as a Blue Raider
- Registered 32 tackles and nine pass breakups at Phoenix College in 2014

P



43 Trevor Owens (6-2/205/Fr.)

- Punted seven times for an average of 45.6 yards at Illinois
- Recorded career long punt of 68 yards at Illinois
- Had seven punts for an average of 41.1 yards against Alabama
- Averaged 43.3 yards per punt in 2013 at Fork Union Military Academy



99 Matt Bonadies (6-1/195/Fr.)

- Had one punt for 38 yards against Jackson St.
- First Team All-State in 2014 and Second Team All-State in 2013
- Was a part of three straight state championships

PR



80 Ed Batties (6-0/198/r-Sr.)

- Returned two punts for 23 yards at Illinois
- Returned three punts for 10 yards against Jackson St.
- Averaged 8.6 yards per punt return last season, 32nd nationally
- Returned a punt 61 yards for a touchdown in last year's season opener



5 Jeremiah Bryson (5-8/192/r-Sr.)

- Returned two punts for 24 yards vs. JSU
- Added nine carries for 33 yards and two rushing TDs in season opener
- Had 1,024 career all-purpose yards entering 2015
- Had career-high six touchdowns last season

TEAM SUMMARIES/STARTERS

GAME-BY-GAME SUMMARIES

GAME	FINAL SCORE	BY QUARTERS				FIRST DOWNS				RUSHING			PASSING			TOT. OFF.		PUNTING	FUMBLES	PENALTY	THIRD	AVG. TOTAL		
		1	2	3	4	RU	PA	PN	TOT	ATT	YDS	TD	C-A-I	YDS	TD	ATT	YDS	NO-AVG	NO-LOST	NO-YDS	DOWN	F.POS	TOP	
MT	70	14	28	14	14	19	15	2	36	62	242	4	26-33-1	363	4	95	605	3-30.0	2-1	1-15	12-16	M35	35:23	
JSU	14	0	14	0	0	2	7	0	10	20	5	0	23-40-1	271	2	60	276	11-40.3	0-0	7-58	4-16	J25	24:37	
MT	10	0	3	0	7	3	11	1	15	31	86	0	23-43-1	189	1	74	275	8-36.0	3-3	8-67	6-19	M29	27:04	
UA	37	7	16	14	0	13	13	2	28	39	220	3	26-43-2	312	2	82	532	5-40.2	0-0	5-40	4-13	A35	32:56	
MT	73	42	7	17	7	11	12	1	24	49	280	4	24-29-0	379	5	78	659	4-33.2	3-2	3-36	7-14	M40	33:16	
Charlotte	14	7	7	0	0	5	5	1	11	38	117	1	13-33-4	102	0	71	219	8-39.4	4-3	8-75	4-16	C34	26:44	
MT	25	3	9	0	13	6	12	1	19	37	38	0	29-43-0	330	3	80	368	8-39.9	1-1	7-59	5-18	M23	30:42	
Illinois	27	7	10	7	3	11	11	3	25	39	140	1	29-49-0	238	1	88	378	6-37.8	2-0	6-55	8-19	I31	29:18	
MT																								
Vandy																								
MT																								
WKU																								
MT																								
FIU																								
MT																								
LA Tech																								
MT																								
Marshall																								
MT																								
FAU																								
MT																								
NT																								
MT																								
UTSA																								

GAME-BY-GAME OFFENSIVE STARTERS

OPPONENT	QB	TB	WR	WR	WR	TE	LT	LG	C	RG	RT
Jackson State	Stockstill	Parker	Batties	James	Collis	Pettis	Brewer	Hunter	Chester	Stephens	Shakir
Alabama	Stockstill	Parker	Batties	James	Collis	Pettis	Brewer	Hunter	Chester	Stephens	Shakir
Charlotte	Stockstill	Parker	Batties	James	Ducksworth	Pettis	Brewer	Hunter	Chester	Stephens	Shakir
Illinois	Stockstill	Parker	Batties	James	Ducksworth	Pettis	Brewer	Hunter	Chester	Stephens	Rogers
WKU											
Vanderbilt											
FIU											
LA Tech											
Marshall											
FAU											
North Texas											
UTSA											

GAME-BY-GAME DEFENSIVE STARTERS

OPPONENT	LE	T	T	RE	SAM	MIKE	WILL	LC	SS	FS	RC
Jackson State	Rhodes	McNeil	Huff	Hale	Wafford	Lockett	Barber	Cutrer	Byard	Walker	Singletary
Alabama	Rhodes	McNeil	Huff	Hale	Wafford	Lockett	Barber	Singletary	Byard	Walker	Cutrer
Charlotte	Hale	McNeil	Huff	Rhodes	Wafford	Lockett	Barber	Cutrer	Walker	Watt	Minter
Illinois	Hale	McNeil	Huff	Rhodes	Wafford	Lockett	Barber	Minter	Byard	Walker	Minter
WKU											
Vanderbilt											
FIU											
LA Tech											
Marshall											
FAU											
North Texas											
UTSA											

GAME-BY-GAME STATISTICS

GAME-BY-GAME PASSING

#12 STOCKSTILL, B.	Att	Comp	Int	Pct	Yards	TD	Long	Sack	Yds	Effic
Jackson State	30	24	1	80.0	348	4	49	1	7	214.8
Alabama	42	22	1	52.4	174	0	21	0	0	82.4
Charlotte	27	23	0	85.2	369	5	76	2	22	261.1
Illinois	42	29	0	69.0	330	3	63	3	31	158.6
TOTALS	141	98	2	69.5	1221	12	76	6	60	167.5

#2 GRAMMER, Austin	Att	Comp	Int	Pct	Yards	TD	Long	Sack	Yds	Effic
Jackson State	3	2	0	66.7	15	0	9	0	0	108.7
Alabama	1	1	0	100.0	15	1	15	0	0	556.0
Charlotte	2	1	0	50.0	10	0	10	0	0	92.0
TOTALS	6	4	0	66.7	40	1	15	0	0	177.7

GAME-BY-GAME RUSHING

PLAYER	No-Yds/TD	JSU	UA	CHAR	ILL	VU	WKU	FIU	LT	MU	FAU	NT	UTSA
PARKER, Jordan	61-305/4	16-68/1	8-25/0	14-142/3	23-70/0								
TUCKER, Shane	38-115/0	14-61/0	13-18/0	11-36/0	-								
BRYSON, J.	22-94/2	9-33/2	3-9/0	6-36/0	4-16/0								
ANDERSON, D.	14-67/1	DNP	DNP	12-66/1	2-1/0								
GARNETT, Ruben	10-45/1	10-45/1	DNP	DNP	DNP								
WILLIS, Jordan	5-37/0	3-27/0	DNP	2-10/0	DNP								
GRAMMER, Austin	6-23/0	3-14/0	2-5/0	1-4/0	-								
JAMES, Richie	2-12/0	2-12/0	-	-	-								
FRAZIER, D.	2-12/0	2-12/0	-	-	-								
TEAM	3--20/0	1--1/0	-	DNP	2--19/0								
GENOVESE, Nolan	1--22/0	1--22/0	DNP	DNP	DNP								
STOCKSTILL, B.	15--22/0	1--7/0	5-29/0	3--14/0	6--30/0								

GAME-BY-GAME RECEIVING

PLAYER	No-Yds/TD	JSU	UA	CHAR	ILL	VU	WKU	FIU	LT	MU	FAU	NT	UTSA
BATTIES, Ed	30-446/7	8-123/2	4-28/0	5-120/3	13-175/2								
JAMES, Richie	34-352/1	6-78/0	10-95/0	6-38/0	12-141/1								
PETTIS, Terry	8-238/2	2-51/0	2-20/0	4-167/2	-								
COLLIS, C.	6-63/0	3-42/0	3-21/0	DNP	DNP								
FRAZIER, D.	8-48/0	2-12/0	-	4-27/0	2-9/0								
TUCKER, Shane	2-45/1	2-45/1	-	-	-								
DUCKSWORTH, R.	4-33/1	1-6/0	2-22/1	-	1-5/0								
PARKER, Jordan	6-23/0	1-4/0	1-2/0	3-17/0	1-0/0								
WALKER, Tristan	1-10/0	DNP	DNP	1-10/0	DNP								
HAMILTON, Lucas	1-2/1	1-2/1	-	-	-								
BARRON, Tyler	1-1/0	-	1-1/0	-	-								
BRYSON, J.	1-0/0	-	-	1-0/0	-								

GAME-BY-GAME STATISTICS

GAME-BY-GAME TACKLES

TOTAL TACKLES	UA-A	TOT	JSU	UA	CHAR	ILL	VU	WKU	FIU	LT	MU	FAU	NT	UTSA
BARBER, T.T.	24-6	30	3-0	6-1	6-0	9-5								
LUCKETT, C.	17-8	25	5-1	3-4	3-0	6-3								
BYARD, Kevin	17-7	24	2-0	7-1	2-1	6-5								
WATT, Quay	12-7	19	3-1	3-3	4-0	2-3								
WAFFORD, Trey	10-8	18	2-0	2-2	3-0	3-6								
SANDERS, DJ	9-5	14	0-1	5-0	2-2	2-2								
CUTRER, Jeremy	11-3	14	1-0	6-2	-	4-1								
WALKER, Xavier	8-5	13	1-0	2-2	4-1	1-2								
HARRIS, Darius	7-5	12	2-2	-	2-1	3-2								
ROBERSON, James	2-8	10	0-2	0-3	1-0	1-3								
SINGLETARY, J.	7-3	10	3-0	4-2	-	0-1								
RHODES, Steven	6-4	10	1-0	-	4-0	1-4								
HALE, Chris	5-5	10	2-0	2-4	1-0	0-1								
HEARD, D.	6-2	8	0-1	4-1	2-0	DNP								
MELTON, Chris	6-1	7	3-0	1-0	2-0	0-1								
HUFF, Shaquille	5-2	7	2-0	1-1	1-0	1-1								
BENNETT, D.	3-3	6	-	1-0	-	2-3								
HOWARD, J.	5-1	6	2-0	1-0	2-0	0-1								
BROWN, Chris	3-3	6	1-0	-	1-0	1-3								
FELTON, Raynard	3-2	5	1-0	0-1	2-1	-								
MINTER, Michael	3-2	5	DNP	DNP	2-1	1-1								
DALE, Alex	4-1	5	2-0	-	1-0	1-1								
MCNEIL, Pat	1-3	4	-	1-3	-	-								
HARGES, Myles	1-2	3	DNP	-	1-2	DNP								
BAILEY, Peter	1-2	3	1-1	-	0-1	-								
AKINS, Justin	1-1	2	1-0	-	-	0-1								
ROOKER, Canon	2-0	2	-	1-0	1-0	-								
STEWART, P.	2-0	2	1-0	DNP	1-0	DNP								
AURISMOND, I.	0-1	1	0-1	DNP	-	DNP								
MCBRIDE, Jimal	0-1	1	-	0-1	-	-								
BROWN, Houston	1-0	1	-	-	1-0	DNP								
PETTIS, Terry	1-0	1	-	-	-	1-0								
MOFFATT, J.	1-0	1	-	-	1-0	-								
PARKER, Jordan	1-0	1	-	-	1-0	-								
LIGGINS, D.	1-0	1	1-0	DNP	DNP	DNP								
BISACCIA, R.	1-0	1	1-0	DNP	DNP	DNP								
FRAZIER, D.	0-1	1	-	0-1	-	-								
RANDOLPH, D.	1-0	1	-	-	1-0	-								

GAME-BY-GAME SACKS

PLAYER	TOTAL	JSU	UA	CHAR	ILL	VU	WKU	FIU	LT	MU	FAU	NT	UTSA
BARBER, T.T.	2.0	1.0-5	-	-	1.0-17								
HALE, Chris	2.0	1.0-7	-	1.0-10	-								
WAFFORD, Trey	2.0	-	-	1.0-1	1.0-9								
DALE, Alex	1.0	-	-	1.0-7	-								
AKINS, Justin	1.0	1.0-8	-	-	-								
HARRIS, Darius	0.5	0.5-3	-	-	-								
ROBERSON, James	0.5	0.5-2	-	-	-								

SCORING DRIVES

MIDDLE TENNESSEE SCORING DRIVES

	NO OF	TOTAL	DRIVE	SCORE	DRIVE	SCORING	
OPPONENT	PLAYS	YARDS	TIME	TYPE	TIME/QTR	START	PLAY
JSU	9	65	2:19	TD	6:31/1st	M35	Hamilton 2 rec
JSU	8	77	3:28	TD	1:25/1st	M23	Batties 4 rec
JSU	6	72	2:45	TD	9:26/2nd	M28	Batties 24 rec
JSU	9	60	3:46	TD	4:25/2nd	M40	Bryson 2 run
JSU	9	73	2:25	TD	:43/2nd	M27	Parker 2 run
JSU				TD			Howard 63 PR
JSU	7	65	2:14	TD	12:46/3rd	M35	Tucker 12 rec
JSU	10	84	3:30	TD	3:30/3rd	M16	Bryson 1 run
JSU	10	59	3:58	TD	13:24/4th	M41	Garnett 1 run
JSU				TD	4:34/4th		Sanders 75 Int
UA	12	45	3:14	FG	13:00/2nd	A48	Clark 20 FG
UA	3	20	1:15	TD	6:11/4th	A20	Duckworth 15 rec
CHA	2	79	:30	TD	11:52/1st	M21	Pettis 76 rec
CHA	2	62	:35	TD	10:01/1st	M38	Parker 62 run
CHA	7	80	3:11	TD	3:11/1st	M20	Parker 4 run
CHA	1	75	:11	TD	2:54/1st	M25	Pettis 75 rec
CHA	1	9	:03	TD	2:33/1st	C09	Batties 9 rec
CHA	5	58	1:50	TD	0:00/1st	M42	Batties 35 rec
CHA	1	59	:18	TD	10:33/2nd	C41	Batties 59 rec
CHA	11	69	3:31	TD	9:11/3rd	M31	Parker 2 run
CHA	5	21	2:05	FG	6:18/3rd	C35	Clark 21 FG
CHA				TD	:25/3rd		Harris 42 INT
CHA	7	68	2:57	TD	9:06/4th	M32	Anderson 1 run
ILL	14	55	4:25	FG	1:44/1st	M20	Clark 42 FG
ILL				Safety	4:49/2nd		Barber
ILL	2	63	:44	TD	4:05/2nd	M37	James 63 rec
ILL	8	72	3:00	TD	11:44/4th	M28	Batties, 13 rec
ILL	9	81	4:44	TD	4:11/4th	M19	Batties 22 rec

OPPONENT SCORING DRIVES

	NO OF	TOTAL	DRIVE	SCORE	DRIVE	SCORING	
OPPONENT	PLAYS	YARDS	TIME	TYPE	TIME/QTR	START	PLAY
JSU	7	69	1:50	TD	12:11/2nd	J31	Moll 2 rec
JSU	4	90	1:15	TD	8:10/2nd	J10	Williams 50 rec
UA	4	32	1:44	TD	12:28/1st	M32	Foster 19 rec
UA	10	75	3:46	TD	9:14/2nd	A25	Henry 2 run
UA	2	70	:24	TD	5:54/2nd	A30	Henry 1 run
UA				Safety	2:39/2nd		Team Block Punt
UA	4	55	1:26	TD	10:54/3rd	A45	Drake 14 rec
UA	11	97	4:36	TD	1:33/3rd	A3	Henry 28 run
CHA				TD	3:05/1st		LeMay 48 KOR
CHA	6	63	2:00	TD	6:35/2nd	M37	Phillips 1 run
ILL	7	75	2:05	TD	12:55/1st	I25	Turner 5 rec
ILL				TD	9:07/2nd		Fejedelem PB
ILL	4	6	1:09	FG	:11/2nd	M11	Zalewski 23 FG
ILL	7	49	2:11	TD	2:14/3rd	M49	Vaughn 8 run
ILL	8	41	2:02	FG	2:09/4th	I27	Zalewski 51 FG

MISCELLANEOUS STATISTICS

MIDDLE TENNESSEE LONG PLAYS (30 or more yds)

Yards	Type	Player(s)	Opponent
*126	FGR	HOWARD, J.+HOWARD, J.	Jackson State
77	INT	CUTRER, Jeremy	Alabama
*76	Pass	PETTIS, Terry from STOCKSTILL, B.	Charlotte
*75	Pass	PETTIS, Terry from STOCKSTILL, B.	Charlotte
*75	INT	SANDERS, DJ	Jackson State
*63	Pass	JAMES, Richie from STOCKSTILL, B.	Illinois
*62	Rush	PARKER, Jordan	Charlotte
*59	Pass	BATTIES, Ed from STOCKSTILL, B.	Charlotte
58	Rush	PARKER, Jordan	Charlotte
49	Pass	PETTIS, Terry from STOCKSTILL, B.	Jackson State
42	Pass	BATTIES, Ed from STOCKSTILL, B.	Illinois
*42	INT	HARRIS, Darius	Charlotte
41	Pass	BATTIES, Ed from STOCKSTILL, B.	Illinois
*35	Pass	BATTIES, Ed from STOCKSTILL, B.	Charlotte
34	KR	BRYSON, J.	Charlotte
33	Pass	TUCKER, Shane from STOCKSTILL, B.	Jackson State
32	KR	BRYSON, J.	Jackson State
32	Pass	COLLIS, C. from STOCKSTILL, B.	Jackson State
31	INT	CUTRER, Jeremy	Charlotte
30	KR	BRYSON, J.	Alabama

* touchdown scored on play

GAME-OPENING DRIVES

OPPONENT	MIDDLE TENNESSEE				OPPONENTS			
	PTS	1ST DNS	YDS	RES	PTS	1ST DNS	YDS	RES
JSU	0	1	18	Punt	0	0	1	Punt
Alabama	0	0	9	Fumble	0	0	4	Punt
Charlotte	0	0	5	Punt	0	0	3	Punt
Illinois	0	0	7	Punt	7	4	75	TD
Vanderbilt								
WKU								
FIU								
LA Tech								
Marshall								
FAU								
North Texas								
UTSA								

SECOND HALF-OPENING DRIVES

OPPONENT	MIDDLE TENNESSEE				OPPONENTS			
	PTS	1ST DNS	YDS	RES	PTS	1ST DNS	YDS	RES
JSU	7	3	65	TD	0	0	-5	Punt
Alabama	0	0	4	Fumble	0	0	-3	MFG
Charlotte	7	4	69	TD	0	1	3	Punt
Illinois	0	0	7	Punt	0	3	29	Punt
Vanderbilt								
WKU								
FIU								
LA Tech								
Marshall								
FAU								
North Texas								
UTSA								

RED ZONE

Opponent	Score	Times	Times	Total	TDs	Rush	Pass	FGs	Failed to Score Inside RZ					
		In RZ	Scored	Pts		TDs	TDs	Made	FGA	Downs	Int	Fumb	Half	Game
JSU	70-14	9	8	56	8	4	4	0	0	0	1	0	0	0
UA	10-37	3	2	10	1	0	1	1	0	0	0	1	0	0
Charlotte	73-14	5	5	31	4	3	1	1	0	0	0	0	0	0
ILL	25-27	3	3	16	2	0	2	1	0	0	0	0	0	0
Vandy														
WKU														
FIU														
LA Tech														
MU														
FAU														
NT														
UTSA														
Totals		20	18	113	15	7	8	3	0	0	1	1	0	0

18 of 20 (90.0%)

2015 SUPERLATIVES

INDIVIDUAL GAME HIGHS

Rushes	23	PARKER, Jordan at Illinois (Sep 26, 2015)
Yards Rushing	142	PARKER, Jordan vs Charlotte (Sep 19, 2015)
TD Rushes	3	PARKER, Jordan vs Charlotte (Sep 19, 2015)
Long Rush	62	PARKER, Jordan vs Charlotte (Sep 19, 2015)
Pass attempts	42	STOCKSTILL, B. at Alabama (Sep 12, 2015) STOCKSTILL, B. at Illinois (Sep 26, 2015)
Pass completions	29	STOCKSTILL, B. at Illinois (Sep 26, 2015)
Yards Passing	369	STOCKSTILL, B. vs Charlotte (Sep 19, 2015)
TD Passes	5	STOCKSTILL, B. vs Charlotte (Sep 19, 2015)
Long Pass	76	STOCKSTILL, B. vs Charlotte (Sep 19, 2015)
Receptions	13	BATTIES, Ed at Illinois (Sep 26, 2015)
Yards Receiving	175	BATTIES, Ed at Illinois (Sep 26, 2015)
TD Receptions	3	BATTIES, Ed vs Charlotte (Sep 19, 2015)
Long Reception	76	PETTIS, Terry vs Charlotte (Sep 19, 2015)
Field Goals	1	CLARK, Cody at Alabama (Sep 12, 2015) CLARK, Cody vs Charlotte (Sep 19, 2015) CLARK, Cody at Illinois (Sep 26, 2015)
Long Field Goal	42	CLARK, Cody at Illinois (Sep 26, 2015)
Punts	7	OWENS, Trevor at Alabama (Sep 12, 2015) OWENS, Trevor at Illinois (Sep 26, 2015)
Punting Avg	45.6	OWENS, Trevor at Illinois (Sep 26, 2015)
Long Punt	68	OWENS, Trevor at Illinois (Sep 26, 2015)
Punts inside 20	1	BONADIES, Matt vs Jackson State (Sep 5, 2015) OWENS, Trevor at Alabama (Sep 12, 2015) OWENS, Trevor at Illinois (Sep 26, 2015)
Long Punt Return	23	BRYSON, J. vs Jackson State (Sep 5, 2015)
Long Kickoff Return	34	BRYSON, J. vs Charlotte (Sep 19, 2015)
Tackles	14	BARBER, T.T. at Illinois (Sep 26, 2015)
Sacks	1.0	BARBER, T.T. vs Jackson State (Sep 5, 2015) HALE, Chris vs Jackson State (Sep 5, 2015) AKINS, Justin vs Jackson State (Sep 5, 2015) DALE, Alex vs Charlotte (Sep 19, 2015) WAFFORD, Trey vs Charlotte (Sep 19, 2015) HALE, Chris vs Charlotte (Sep 19, 2015) WAFFORD, Trey at Illinois (Sep 26, 2015) BARBER, T.T. at Illinois (Sep 26, 2015)
Tackles For Loss	2.0	HUFF, Shaquille vs Jackson State (Sep 5, 2015) WAFFORD, Trey vs Charlotte (Sep 19, 2015) BARBER, T.T. at Illinois (Sep 26, 2015)
Interceptions	2	CUTRER, Jeremy vs Charlotte (Sep 19, 2015)

TEAM GAME HIGHS

Rushes	62	vs Jackson State (Sep 5, 2015)
Yards Rushing	280	vs Charlotte (Sep 19, 2015)
Yards Per Rush	5.7	vs Charlotte (Sep 19, 2015)
TD Rushes	4	vs Jackson State (Sep 5, 2015) vs Charlotte (Sep 19, 2015)
Pass attempts	43	at Alabama (Sep 12, 2015) at Illinois (Sep 26, 2015)
Pass completions	29	at Illinois (Sep 26, 2015)
Yards Passing	379	vs Charlotte (Sep 19, 2015)
Yards Per Pass	13.1	vs Charlotte (Sep 19, 2015)
TD Passes	5	vs Charlotte (Sep 19, 2015)
Total Plays	95	vs Jackson State (Sep 5, 2015)
Total Offense	659	vs Charlotte (Sep 19, 2015)
Yards Per Play	8.4	vs Charlotte (Sep 19, 2015)
Points	73	vs Charlotte (Sep 19, 2015)
Sacks By	4	vs Jackson State (Sep 5, 2015)
First Downs	36	vs Jackson State (Sep 5, 2015)
Penalties	8	at Alabama (Sep 12, 2015)
Penalty Yards	67	at Alabama (Sep 12, 2015)
Turnovers	4	at Alabama (Sep 12, 2015)
Interceptions By	4	vs Charlotte (Sep 19, 2015)
Punts	8	at Alabama (Sep 12, 2015) at Illinois (Sep 26, 2015)
Punting Avg	39.9	at Illinois (Sep 26, 2015)
Long Punt	68	at Illinois (Sep 26, 2015)
Punts inside 20	1	vs Jackson State (Sep 5, 2015) at Alabama (Sep 12, 2015) at Illinois (Sep 26, 2015)
Long Punt Return	23	vs Jackson State (Sep 5, 2015)

OPPONENT INDIVIDUAL GAME HIGHS

Rushes	20	Ferguson, Josh, at Illinois (Sep 26, 2015)
Yards Rushing	96	Derrick Henry, at Alabama (Sep 12, 2015)
TD Rushes	3	Derrick Henry, at Alabama (Sep 12, 2015)
Long Rush	41	Damien Harris, at Alabama (Sep 12, 2015)
Pass attempts	49	Lunt, Wes, at Illinois (Sep 26, 2015)
Pass completions	29	Lunt, Wes, at Illinois (Sep 26, 2015)
Yards Passing	264	Ivy, La Montiez, vs Jackson State (Sep 5, 2015)
TD Passes	2	Ivy, La Montiez, vs Jackson State (Sep 5, 2015)
Long Pass	69	Jake Coker, at Alabama (Sep 12, 2015)

Receptions	10	Allison, G., at Illinois (Sep 26, 2015)
Yards Receiving	130	Williams, Dan, vs Jackson State (Sep 5, 2015)
TD Receptions	1	Williams, Dan, vs Jackson State (Sep 5, 2015) Moll, Jairus, vs Jackson State (Sep 5, 2015) Kenyan Drake, at Alabama (Sep 12, 2015) Robert Foster, at Alabama (Sep 12, 2015) Turner, Malik, at Illinois (Sep 26, 2015)
Long Reception	69	Kenyan Drake, at Alabama (Sep 12, 2015)
Field Goals	2	Zalewski, T., at Illinois (Sep 26, 2015)
Long Field Goal	51	Zalewski, T., at Illinois (Sep 26, 2015)
Punts	11	Williamson, Dar, vs Jackson State (Sep 5, 2015)
Punting Avg	40.3	Williamson, Dar, vs Jackson State (Sep 5, 2015)
Long Punt	53	Williamson, Dar, vs Jackson State (Sep 5, 2015)
Punts inside 20	2	Frain, Ryan, at Illinois (Sep 26, 2015)
Long Punt Return	24	NESMITH JR, C., vs Charlotte (Sep 19, 2015)
Long Kickoff Return	50	COVINGTON, A., vs Charlotte (Sep 19, 2015)
Tackles	14	Monheim, Mason, at Illinois (Sep 26, 2015)
Sacks	2.0	Smoot, Dawuane, at Illinois (Sep 26, 2015)
Tackles For Loss	3.0	Smoot, Dawuane, at Illinois (Sep 26, 2015)
Interceptions	1	Jemison, Justin, vs Jackson State (Sep 5, 2015) Cyrus Jones, at Alabama (Sep 12, 2015)

OPPONENT TEAM GAME HIGHS

Rushes	39	at Alabama (Sep 12, 2015) at Illinois (Sep 26, 2015)
Yards Rushing	220	at Alabama (Sep 12, 2015)
Yards Per Rush	5.6	at Alabama (Sep 12, 2015)
TD Rushes	3	at Alabama (Sep 12, 2015)
Pass attempts	49	at Illinois (Sep 26, 2015)
Pass completions	29	at Illinois (Sep 26, 2015)
Yards Passing	312	at Alabama (Sep 12, 2015)
Yards Per Pass	7.3	at Alabama (Sep 12, 2015)
TD Passes	2	vs Jackson State (Sep 5, 2015) at Alabama (Sep 12, 2015)
Total Plays	88	at Illinois (Sep 26, 2015)
Total Offense	532	at Alabama (Sep 12, 2015)
Yards Per Play	6.5	at Alabama (Sep 12, 2015)
Points	37	at Alabama (Sep 12, 2015)
Sacks By	3	at Illinois (Sep 26, 2015)
First Downs	28	at Alabama (Sep 12, 2015)
Penalties	8	vs Charlotte (Sep 19, 2015)
Penalty Yards	75	vs Charlotte (Sep 19, 2015)
Turnovers	7	vs Charlotte (Sep 19, 2015)
Interceptions By	1	vs Jackson State (Sep 5, 2015) at Alabama (Sep 12, 2015)
Punts	11	vs Jackson State (Sep 5, 2015)
Punting Avg	40.3	vs Jackson State (Sep 5, 2015)
Long Punt	53	vs Jackson State (Sep 5, 2015)
Punts inside 20	2	at Illinois (Sep 26, 2015)
Long Punt Return	24	vs Charlotte (Sep 19, 2015)

THE LAST TIME ...

MIDDLE TENNESSEE

SHUT OUT AN OPPONENT: November 9, 2013, vs FIU. Score: 48-0

HAD AN OFFENSIVE DRIVE OF 90 OR MORE YARDS: October 4, 2014 vs Southern Miss (93 yards, TD)

RUSHED FOR MORE THAN 300 YARDS: September 19, 2015, vs Charlotte (316 yards)

RUSHED FOR MORE THAN 400 YARDS: November 7, 1998, vs Tennessee-Martin (469 yards)

PASSED FOR MORE THAN 300 YARDS: September 26, 2015, vs Illinois (330 yards)

HAD MORE THAN 500 YARDS TOTAL OFFENSE: September 19, 2015, vs Charlotte (695 yards)

HAD MORE THAN 600 YARDS TOTAL OFFENSE: September 19, 2015, vs Charlotte (695 yards)

SCORED MORE THAN 50 POINTS: September 19, 2015, vs Charlotte (73 points)

SCORED ON ITS FIRST PLAY FROM SCRIMMAGE: August 29, 2013 vs Western Carolina (Jordan Parker 65-yard run)

FAILED TO HAVE AT LEAST 150 YARDS OF TOTAL OFFENSE: September 15, 2007 vs LSU (90 yards)

FAILED TO RUSH FOR MORE THAN 100 YARDS: September 26, 2015 vs Illinois (37 carries, 38 yards)

FAILED TO PASS FOR MORE THAN 100 YARDS: November 29, 2014 vs UTEP (99 yards)

HELD AN OPPONENT TO LESS THAN 100 YARDS RUSHING: September 5, 2015, vs Jackson State (33 yards)

HELD AN OPPONENT TO LESS THAN 100 YARDS PASSING: September 6, 2014, vs Minnesota (67 yards)

HELD AN OPPONENT TO LESS THAN 200 YARDS TOTAL OFFENSE: October 20, 2007, vs Arkansas State (138 yards)

HELD AN OPPONENT TO LESS THAN 300 YARDS TOTAL OFFENSE: September 19, 2015 vs Charlotte (219 yards)

RETURNED A KICKOFF FOR A TOUCHDOWN: November 1, 2012 vs WKU (Reggie Whatley - 96 yards)

RETURNED OPENING KICKOFF FOR A TOUCHDOWN: October 6, 2006 vs Louisville (Damon Nickson - 88 yards)

RETURNED A PUNT FOR A TOUCHDOWN: September 26, 2014 vs ODU (Kevin Byard - 76 yards)

RETURNED A BLOCKED PUNT FOR A TOUCHDOWN: October 24, 2013 vs Marshall (Chris Brown - 3 yards)

BLOCKED AN OPPONENT PUNT: November 29, 2014 vs UTEP (Chris Perkins)

BLOCKED A FIELD GOAL: September 5, 2015 vs Jackson State (Jeremy Cutrer)

RETURNED BLOCKED A FIELD GOAL FOR A TOUCHDOWN: September 5, 2015 vs Jackson State (Jamarcus Howard - 63 yards)

RETURNED A PASS INTERCEPTION FOR A TOUCHDOWN: September 19, 2015, vs Charlotte (Darius Harris - 42 yards)

RETURNED A FUMBLE FOR A TOUCHDOWN: August 30, 2014 vs Savannah State (Trey Wafford - 20 yards)

SCORED A SAFETY: September 26, 2015, vs Illinois

SCORED A 2-POINT CONVERSION: November 24, 2012 vs Troy (Jacob Corbaley pass from Logan Kilgore)

SCORED ON OFFENSE, DEFENSE AND SPECIAL TEAMS: August 30, 2014 vs Savannah State

SCORED ON GAMES FINAL PLAY FOR WIN: October 24, 2013 vs Marshall (9-yard TD reception by Tavarres Jefferson 0:00 on clock) Final Score: MT 51, Marshall 49

PLAYER RUSHED FOR MORE THAN 100 YARDS: September 19, 2015, Charlotte (Jordan Parker - 142)

TWO PLAYERS RUSHED FOR MORE THAN 100 YARDS: November 29, 2014, UTEP (Austin Grammer - 106; Shane Tucker - 101)

PLAYER RUSHED FOR MORE THAN 200 YARDS: October 13, 2012, vs FIU (Benny Cunningham - 230 yards)

PLAYER HAD 100 OR MORE YARDS RECEIVING: September 26, 2015, vs Illinois (Ed Batties - 175, Richie James - 141 yards)

TWO PLAYERS HAD 100 OR MORE RECEIVING YARDS: September 26, 2015, vs Illinois (Ed Batties - 175, Richie James - 141 yards)

PLAYED AN OVERTIME GAME: September 13, 2014 vs WKU (MT 50, WKU 47; 3 OT)

OPPONENT

MIDDLE TENNESSEE WAS SHUT OUT: December 1, 2012 vs Arkansas State. Score: 45-0

RUSHED FOR MORE THAN 250 YARDS: October 11, 2014 by Marshall (252 yards)

RUSHED FOR MORE THAN 400 YARDS: December 3, 2011, by North Texas (464 yards)

PASSED FOR MORE THAN 300 YARDS: September 12, 2015, by Alabama (312 yards)

PASSED FOR MORE THAN 400 YARDS: October 4, 2014, by USM (426 yards)

HAD MORE THAN 500 YARDS TOTAL OFFENSE: September 12, 2015, by Alabama (532 yards)

HAD MORE THAN 600 YARDS TOTAL OFFENSE: September 13, 2014, by WKU (718 yards)

HELD MT TO LESS THAN 100 YARDS OF TOTAL OFFENSE: September 15, 2007 vs LSU (90 yards)

HELD MT TO LESS THAN 50 TOTAL RUSHING YARDS: September 26, 2015, Illinois (38 yards)

HELD MT TO LESS THAN 100 TOTAL PASSING YARDS: November 29, 2014 vs UTEP (99 yards)

SCORED 50 POINTS: November 2, 2010 by Arkansas State: Score: 51-24

RETURNED A KICKOFF FOR A TOUCHDOWN: September 19, 2015, by Charlotte (Uriah LeMay - 48 yards)

RETURNED A PUNT FOR A TOUCHDOWN: September 27, 2013, by BYU (JD Falslev - 71 yards)

SCORED ON A KICKOFF AND PUNT RETURN IN SAME GAME: September 5, 2009, by Clemson

RETURNED A BLOCKED PUNT FOR A TOUCHDOWN: Sept. 26, 2015, Illinois (C. Fejedelem)

BLOCKED A PUNT: September 26, 2015, Illinois (Caleb Day)

BLOCKED A FIELD GOAL: October 12, 2013, by North Texas (Zach Orr)

BLOCKED A PAT: October 6, 2011 by WKU

RETURNED A PASS INTERCEPTION FOR A TOUCHDOWN: November 15, 2014, by FIU (Davison Colimon - 79 yards)

RETURNED A FUMBLE FOR A TOUCHDOWN: September 20, 2014, vs Memphis (Bobby McCain - 59 yards)

SCORED A SAFETY: September 12, 2015 by Alabama

PLAYER RUSHED FOR 100 YARDS: November 29, 2014, UTEP (Aaron Jones - 147 yards)

HAD OVER 130 YARDS IN PUNT RETURNS: September 5, 2009, by Clemson (5-135 yards)

2015 PARTICIPATION

2015 PARTICIPATION CHART

No.	Name	GP/GS	JSU	UA	CHAR	ILL	VU	WKU	FIU	LT	MU	FAU	NT	UTSA
64	ADAMS, David	4/-	XXX	XXX	XXX	XXX								
91	AKINS, Justin	4/-	XXX	XXX	XXX	XXX								
25	ANDERSON, D.	2/-	XXX	XXX								
17	ANTOINE, A.	4/-	XXX	XXX	XXX	XXX								
96	AURISMOND, I.	2/-	XXX	...	XXX	...								
11	BAILEY, Peter	4/-	XXX	XXX	XXX	XXX								
38	BARBER, T.T.	4/4	START	START	START	START								
19	BARNES, Derek	3/-	XXX	...	XXX	XXX								
89	BARRON, Tyler	4/-	XXX	XXX	XXX	XXX								
80	BATTIES, Ed	4/4	START	START	START	START								
32	BEAIRD, William	3/-	XXX	XXX	XXX	...								
74	BEHANAN, Robert	3/-	XXX	...	XXX	XXX								
98	BENNETT, D.	4/-	XXX	XXX	XXX	XXX								
36	BISACCIA, R.	1/-	XXX								
9A	BONADIES, Matt	1/-	XXX								
73	BREWER, C.	4/4	START	START	START	START								
23	BROWN, Chris	4/-	XXX	XXX	XXX	XXX								
6A	BROWN, Houston	3/-	XXX	XXX	XXX	...								
5	BRYSON, J.	4/-	XXX	XXX	XXX	XXX								
20	BYARD, Kevin	4/3	START	START	XXX	START								
3A	CARDWELL, Jim	4/-	XXX	XXX	XXX	XXX								
63	CHESTER, Josh	4/4	START	START	START	START								
8A	CLARK, Cody	4/-	XXX	XXX	XXX	XXX								
10	CLEMONS, Ty	3/-	XXX	...	XXX	XXX								
81	COLLIS, C.	2/2	START	START								
9	CUTRER, Jeremy	4/4	START	START	START	START								
2A	DALE, Alex	4/-	XXX	XXX	XXX	XXX								
86	DUCKSWORTH, R.	4/2	XXX	XXX	START	START								
53	EADS, William	4/-	XXX	XXX	XXX	XXX								
97	FELTON, Raynard	4/-	XXX	XXX	XXX	XXX								
13	FRAZIER, D.	4/-	XXX	XXX	XXX	XXX								
3	FROST-DIXON, J.	1/-	XXX	...								
27	GARNETT, Ruben	1/-	XXX								
6B	GENOVESE, Nolan	1/-	XXX								
2	GRAMMER, Austin	4/-	XXX	XXX	XXX	XXX								
59	HALE, Chris	4/4	START	START	START	START								
88	HAMILTON, Lucas	4/-	XXX	XXX	XXX	XXX								
33	HARGES, Myles	2/-	...	XXX	XXX	...								
30	HARRIS, Darius	4/-	XXX	XXX	XXX	XXX								
28	HEARD, D.	3/-	XXX	XXX	XXX	...								
21	HOWARD, J.	4/-	XXX	XXX	XXX	XXX								
51	HUFF, Shaquille	4/4	START	START	START	START								
54	HUNTER, Jaylen	4/4	START	START	START	START								
87	JAMES, Richie	4/4	START	START	START	START								
55	JOHNSON, Carlos	1/-	XXX	...								
2B	KEE, Michael	1/-	XXX	...								
85	LIGGINS, D.	1/-	XXX								
48	LINDER, Max	3/-	XXX	XXX	XXX	...								
1A	LLOYD, Justin	2/-	XXX	XXX								
24	LUCKETT, C.	4/4	START	START	START	START								
99	MCBRIDE, Jimal	4/-	XXX	XXX	XXX	XXX								
45	MCCARRON, C.	4/-	XXX	XXX	XXX	XXX								
92	MCNEIL, Pat	4/4	START	START	START	START								
40	MELTON, Chris	4/-	XXX	XXX	XXX	XXX								
47	MINTER, Michael	2/2	START	START								
5B	MOFFATT, J.	4/-	XXX	XXX	XXX	XXX								
50	MOFFITT, Jesse	1/-	XXX								
43	OWENS, Trevor	4/-	XXX	XXX	XXX	XXX								
6	PARKER, Jordan	4/4	START	START	START	START								
41	PENNYCUFF, C.	2/-	XXX	XXX								
84	PETTIS, Terry	4/4	START	START	START	START								
29	RANDOLPH, D.	4/-	XXX	XXX	XXX	XXX								
49	RHODES, Steven	4/4	START	START	START	START								
39	ROBERSON, James	4/-	XXX	XXX	XXX	XXX								
65	ROGERS, Hunter	4/1	XXX	XXX	XXX	START								
15	ROOKER, Canon	4/-	XXX	XXX	XXX	XXX								
31	SANDERS, DJ	4/-	XXX	XXX	XXX	XXX								
56	SHAKIR, M.	4/3	START	START	START	XXX								
4	SINGLETARY, J.	4/2	START	START	XXX	XXX								
18	SMITH, Jevontey	2/-	XXX	...	XXX	...								
66	STEPHENS, D.	4/4	START	START	START	START								
90	STEWART, P.	2/-	XXX	...	XXX	...								
12	STOCKSTILL, B.	4/4	START	START	START	START								
70	TRENT, Conner	3/-	XXX	...	XXX	XXX								
1	TUCKER, Shane	4/-	XXX	XXX	XXX	XXX								
8	WAFFORD, Trey	4/4	START	START	START	START								
4A	WALKER, Tristan	1/-	XXX	...								
42	WALKER, Xavier	4/4	START	START	START	START								
22	WATT, Quay	4/1	XXX	XXX	START	XXX								
52	WELLS, Ykeem	2/-	XXX	...	XXX	...								
1B	WILLIS, Jordan	2/-	XXX	...	XXX	...								
82	WILSON, William	2/-	XXX	...	XXX	...								

GAME HIGHS IN FBS ERA

Category	MT Individual Single-Game Highs		OPPONENT Individual Single-Game Highs	
SCORING				
Points	36	Hicks vs La. Tech, 10/7/00; P. Tanner vs UNT, 11/22/08	24	by L. Dunbar, NT, 12/3/11; T. Wash., GT, 2012
Touchdowns	6	Hicks vs La. Tech, 10/7/00; P. Tanner vs UNT, 11/22/08	4	by Lance Dunbar, NT, 12/3/11; T. Wash., GT, 2012
Field Goals	3	by four players (last Cody Clark vs WKU, 2014)	4	by G. Schwettman, WKU, 9/13/14
Extra Points	10	Brian Kelly vs Idaho, 10/6/01; Cody Clark (twice)	17	by G. Schwettman, WKU, 9/13/14
RUSHING				
Attempts	37	Dwone Hicks vs Vanderbilt, 8/30/01	40	Lance Dunbar, North Texas, 12/3/11
Net Yards	311	Dwone Hicks vs La. Tech, 10/7/00	313	Lance Dunbar, North Texas, 12/3/11
Touchdowns	6	Dwone Hicks vs La. Tech, 10/7/00	4	Lance Dunbar, North Texas, 12/3/11
PASSING				
Completions	35	Clint Marks vs ULL, 9/25/04	49	Brian Lindgren, Idaho, 10/6/01
Attempts	48	Logan Kilgore vs Troy, 9/24/2011	71	Brian Lindgren, Idaho, 10/6/01
Yards	459	Wes Counts vs Idaho, 10/6/01	637	Brian Lindgren, Idaho, 10/6/01
Touchdowns	6	Wes Counts vs Idaho, 10/6/01	5	Brian Lindgren, Idaho, 10/6/01
Interceptions	4	Dwight Dasher, three times	4	E. Jacobs, ASU, 11/20/03; J. Babb, ULL, 10/28/06
TOTAL OFFENSE				
Yards	471	Joe Craddock vs ULM, 11/3/07	657	Brian Lindgren, Idaho, 10/6/01
RECEIVING				
Receptions	13	Ed Batties vs Illinois, 9/26/15	15	Chris Lacy, Idaho, 10/6/01
Yards	187	Kerry Wright vs NMSU, 10/11/03	221	Chris Lacy, Idaho, 10/6/01
Touchdowns	3	K. Wright (twice), T. Calico (twice); E. Batties vs Charlotte, 2015	3	by three players
DEFENSE				
Tackles	18	Mario Kelso vs Arizona, 9/11/99	16	Jesse Busta, USU, 11/30/02
Sacks	4	Jamari Lattimore vs Louisiana, 9/25/10	3	A. Dorisme, NMSU, 10/11/03; T. Kautai, BYU, 2014
Interceptions	4	Damon Nickson vs ULL, 10/28/06	2	by three players

LONG PLAYS IN THE FBS (I-A) ERA

Category	MIDDLE TENNESSEE Long Plays		OPPONENT Long Plays	
RUSH	*98	Jordan Parker vs Troy, 11/24/12	*88	B. Wallace, USC, 11/18/06; V. Anderson, UL 10/18/08
PASS	*94	Joe Craddock vs ULM, 11/3/07	*81	Brian Brohm, UL, 9/6/07
RECEPTION	*94	Jonathan Grigsby vs ULM, 11/3/07	*81	Gary Barnidge, UL, 9/6/07
KICKOFF RETURN	*97	Eric Russell vs WKU, 11/20/10	*96	C.J. Spiller, Clemson, 9/5/2009
PUNT RETURN	*76	Kevin Byard vs ODU, 9/26/14	*80	Dennis Northcutt, Arizona, 11/11/99
INTERCEPTION RETURN	*89	Michael Woods vs NMSU, 10/11/03	*99	Maurice Holman, UNT, 9/10/05
PUNT	79	Colby Smith vs FIU, 8/31/06	81	Scott Arellano, BYU, 11/1/2014
FIELD GOAL	55	A. Gendreau vs Louisiana 9/25/10	53	Zach Olen, North Texas, 11/13/10

*Touchdown Plays

INDIVIDUAL CAREER-HIGHS

1 Shane Tucker

Most Rushing Attempts.....20 vs UTEP, 2014
 Most Rushing Yards 103 vs USM, 2013
 Most Rushing TDs2 vs FIU USM, 2013; UTEP, 2014
 Longest Run48 vs FIU, 2013
 Most Receptions.....6 vs USM, 2014
 Most Receiving Yards.....78 vs USM, 2014
 Longest Reception52 vs WKU, 2014

2 Austin Grammer

Most Pass Attempts38 vs Minnesota, 2014
 Most Pass Completions ... 25 vs ODU, MU, 2014
 Most Passing Yards..... 332 vs USM, 2014
 Most TD Passes.....3 vs FIU, 2014
 Longest Completion65 vs UAB, 2014
 Most Rushing Attempts..... 19 vs WKU, 2014
 Most Rushing Yards 125 vs WKU, 2014
 Most Rushing TDs..... 3 vs WKU, 2014
 Longest Run 59 vs WKU, 2014

4 Jared Singletary

Most Tackles 10 vs Memphis, 2014
 Most Solo Tackles..... 7 vs Memphis, USM, 2014
 Most Tackles for Loss..... 2.0 vs Memphis, 2013
 Most QB Sacks..... 2.0 vs Memphis, 2013
 Most Pass Breakups 2 vs BYU, 2014
 Most Interceptions..... 1, three times
 Forced Fumble 1 vs Memphis, 2014
 Fumble Recoveries 1, three times
 Punt Returns2, three times
 Long Punt Return.....25 vs McNeese

5 Jeremiah Bryson

Most Pass Receptions..... 6 vs USA, 2012
 Most Yards Receiving..... 90 vs USA, 2012
 Longest Reception49 vs USA, 2012
 Most TD Receptions..... 1 vs USA, 2012
 Most Rushing Attempts.....20 vs Marshall, 2013
 Most Rushing Yards 120 vs UTEP, 2013
 Most Rushing TDs2 four times
 Longest Run49 vs UTEP, 2013

6 Jordan Parker

Most Rushing Attempts..... 32 vs WKU, 2012
 Most Rushing Yards 158 vs ODU, 2014
 Most Rushing TDs3 vs Charlotte, 2015
 Longest Run 98 vs Troy, 2012
 Most Receptions... 3 vs ECU, 2013; vs UM, 2014
 Most Receiving Yards..... 50 vs SSSU, 2014
 Most Receiving TDs 1 vs MU, 2014
 Longest Reception 50 vs SSSU, 2014
 Touchdown Receptions.....1 vs Marshall, 2014

8 Trey Wafford

Most Tackles9 vs WKU, 2014; vs ILL, 2015
 Most Solo Tackles..... 8 vs WKU, 2014
 Most Tackles for Loss.....2 vs Charlotte, 2015
 Most Pass Breakups 1 vs MU, FIU, 2014
 Most Sacks 1.0 vs Charlotte, Illinois, 2015
 Forced Fumbles0
 Fumble Recovery 1 vs SSSU, UAB, FIU, 2014

9 Jeremy Cutrer

Most Tackles8 vs Alabama, 2015
 Most Solo Tackles..... 6 vs Alabama, 2015
 Most Tackles for Loss..... 1.0 vs Illinois, 2015
 Most Pass Breakups ... 2 vs JSU, Charlotte, 2015
 Most Interceptions.....2 vs Charlotte, 2015
 Forced Fumbles0
 Fumble Recovery 1 vs Charlotte, 2015
 Blocks 1 vs JSU, 2015 (punt)

11 Peter Bailey

Most Tackles 1.5 vs JSU, 2015

Most Solo Tackles 1 vs JSU, 2015
 Most Tackles for Loss0
 Most Pass Breakups0
 Most Interceptions.....0
 Forced Fumbles0
 Fumble Recovery0

12 Brent Stockstill

Most Pass Attempts ...42 vs Alabama, ILL, 2015
 Most Pass Completions29 vs Illinois, 2015
 Most Passing Yards369 vs Charlotte, 2015
 Most TD Passes.....5 vs Charlotte, 2015
 Longest Completion76 vs Charlotte, 2015
 Most Rushing Attempts.....6 vs Illinois, 2015
 Most Rushing Yards29 vs Alabama, 2015
 Most Rushing TDs0
 Longest Run9 vs Alabama, ILL 2015

13 Demetrius Frazier

Most Pass Receptions..... 7 vs Memphis, 2014
 Most Yards Receiving..... 96 vs Memphis, 2014
 Longest Reception 33 vs SSSU, 2014
 Most TD Receptions.....0

17 Alexandro Antoine

Most Tackles9 vs Navy, 2013
 Most Solo Tackles3 vs UNC, 2013; vs WKU, 2014
 Most Tackles for Loss..... 1.0 vs Miss. State, 2012
 Most QB Sacks.....1.0 vs Memphis, FIU, 2013
 Most Interceptions.....0
 Forced Fumbles0
 Fumble Recovery0

20 Kevin Byard

Most Tackles17 vs UNT, 2013
 Most Solo Tackles 10 vs ULM, 2012
 Most Tackles for Loss2.0 vs UNT, 2013
 Most Pass Breakups 1, nine times
 Most Interceptions..... 2 vs Troy, 2012
 Forced Fumbles 1, five times
 Fumble Recovery 1 vs ECU, 2013
 Punt Return TD1 vs ODU, 2014 (76 yards)
 Blocked Kick..... 1 vs USM, 2014 (PAT)

22 Quay Watt

Most Tackles7 vs SSSU, UAB, 2014
 Most Solo Tackles..... 7 vs UAB, 2014
 Most Tackles for Loss..... 1 vs SSSU, 2014
 Most Pass Breakups 1, twice
 Most Interceptions.....0
 Forced Fumbles0
 Fumble Recovery 1 vs Charlotte, 2015

23 Chris Brown

Most Tackles 7 vs ODU, 2014
 Most Solo Tackles..... 4 vs WKU, 2014
 Most Pass Breakups 2 vs Marshall, 2013
 Fumble Recovery 1 vs FAU, 2013

24 Cavellis Luckett

Most Tackles9 vs BYU, 2014; ILL, 2015
 Most Solo Tackles..... 8 vs BYU, 2014
 Most Tackles for Loss.....1.0 four times
 Most Sacks 1.0 vs ODU, BYU, 2014
 Most Pass Breakups 2 vs BYU, 2014
 Most Interceptions.....0
 Forced Fumbles1 vs USM, 2014
 Fumble Recovery 1 vs MU, 2014

28 Dontavious Heard

Most Tackles5 vs Alabama, 2015
 Most Solo Tackles..... 1 vs Alabama, 2015
 Most Tackles for Loss 1.0 vs Alabama, 2015
 Most Pass Breakups ... 1 vs JSU, Charlotte, 2015

Most Interceptions0
 Forced Fumbles0
 Fumble Recovery0

31 DJ Sanders

Most Tackles5 vs Alabama, 2015
 Most Solo Tackles5 vs Alabama, 2015
 Most Tackles for Loss0
 Most Pass Breakups 1, twice
 Most Interceptions..... 1, twice
 Forced Fumbles0
 Fumble Recovery0

38 T.T. Barber

Most Tackles 15 vs BYU, 2013
 Most Solo Tackles10 vs GT, 2012; Marshall, 2013
 Most Tackles for Loss2.0, eight times
 Most QB Sacks..... 1.0, six times
 Most Pass Breakups 1, six times
 Most Interceptions..... 1, six times
 Forced Fumbles 1, six times
 Fumble Recovery2 vs Navy, 2013

39 James Roberson

Most Tackles 8 vs Memphis, 2014
 Most Solo Tackles..... 5 vs USM, Navy, 2013
 Most Tackles for Loss1.0, four times
 Most QB Sacks..... 1.0 vs BYU, 2014
 Fumble Recovery .. 1 vs FIU, 2012; vs FAU, 2013
 Forced Fumble 1 three times
 Pass Breakups..... 1 vs USM, 2013

42 Xavier Walker

Most Tackles11 vs UTEP, 2014
 Most Solo Tackles9 vs USM, 2014
 Most Tackles for Loss0
 Most Pass Breakups 1, seven times
 Fumble Recovery 1 vs BYU, 2013
 Forced Fumble1 three times
 Most INT..... 1 vs UNT, 2013; vs Memphis, 2014

43 Trevor Owens

Most Punts7 vs Alabama, ILL, 2015
 Most Punting Yards..... 319 vs Illinois, 2015
 Best Punting Average 45.6 vs Illinois, 2015
 Long Punt.....68 vs Illinois, 2015
 Inside 20 1, twice

47 Mike Minter

Most Tackles2.5 vs Charlotte, 2015
 Most Solo Tackles2.0 vs Charlotte, 2015
 Most Pass Breakups 1 vs Marshall, 2014
 Most Interceptions.....0

49 Steven Rhodes

Most Tackles7 vs FAU, 2014
 Most Solo Tackles5 vs FAU, 2014
 Most Tackles for Loss 1.0, five times
 Quarterback Sacks 1.0 vs MU, FAU, 2014
 Fumble Recovery 1 vs Charlotte, 2015
 Forced Fumble ...1 vs MU, 2014; Charlotte, 2015

51 Shaquille Huff

Most Tackles6 vs Navy, 2013
 Most Solo Tackles3, four times
 Most Tackles for Loss3 vs USM, 2013
 Most Sacks 2 vs USM, 2013
 Forced Fumbles 1 vs SSSU, 2014
 Fumble Recovery0

80 Ed Batties

Most Pass Receptions.....13 vs Illinois, 2015
 Most Yards Receiving..... 175 vs Illinois, 2015
 Longest Reception59 vs Charlotte, 2015

Most TD Receptions.....3 vs Charlotte, 2015
 Longest Punt Return.....61 vs Savannah, 2014
 Punt Return TD 1 vs Savannah, 2014

81 Christian Collis

Most Pass Receptions..... 4 vs WKU, 2014
 Most Yards Receiving..... 71 vs FIU, 2013
 Longest Reception 37 vs USA, 2012
 Most TD Receptions..... 2 vs Memphis, 2012

83 Sean Smith

Most Pass Receptions.....0
 Most Yards Receiving.....0
 Longest Reception0
 Most TD Receptions.....0

84 Terry Pettis

Most Pass Receptions.....4, three times
 Most Yards Receiving.....167 vs Charlotte, 2015
 Longest Reception76 vs Charlotte, 2015
 Most TD Receptions.....2 vs Charlotte, 2015

86 Rod Ducksworth

Most Pass Receptions.....2 vs Alabama, 2015
 Most Yards Receiving.....22 vs Alabama, 2015
 Longest Reception16 vs Alabama, 2015
 Most TD Receptions.....1 vs Alabama, 2015

87 Richie James

Most Pass Receptions.....12 vs Illinois, 2015
 Most Yards Receiving.....141 vs Illinois, 2015
 Longest Reception63 vs Illinois, 2015
 Most TD Receptions.....1 vs Illinois, 2015

87 Cody Clark

Most FGs.....3 vs WKU, 2014
 Long FG43 vs Navy, 2013
 Consecutive FGs.....9, 2013-14
 Consecutive PATs116, 2013-15
 Points14 vs WKU, 2014

88 Lucas Hamilton

Most Pass Receptions.....1 vs JSU, 2015
 Most Yards Receiving.....2 vs JSU, 2015
 Longest Reception2 vs JSU, 2015
 Most TD Receptions.....1 vs JSU, 2015

89 Tyler Barron

Most Pass Receptions.....1, five times
 Most Yards Receiving.....14 vs Marshall, 2014
 Longest Reception14 vs Marshall, 2014
 Most TD Receptions.....0

91 Justin Akins

Most Tackles1 vs JSU, Illinois, 2015
 Most Solo Tackles1 vs JSU, 2015
 Most Tackles for Loss1.0 vs JSU, 2015
 Most QB Sacks.....1.0 vs JSU, 2015
 Fumble Recovery0
 Forced Fumble0

92 Pat McNeil

Most Tackles7 vs ULM, 2012
 Most Solo Tackles5 vs ULM, 2012
 Most Tackles for Loss1.0, five times
 Most QB Sacks.....1 three times
 Fumble Recovery0
 Forced Fumble1 vs ECU, 2013

97 Raynard Felton

Most Tackles3 vs Memphis, UTEP, 2014
 Most Solo Tackles2.0, three times
 Most Tackles for Loss1.0 vs Charlotte, 2015
 Most Pass Breakups1 vs Charlotte, ILL, 2015
 Most Interceptions.....0
 Forced Fumbles1 vs UTEP, 2014
 Fumble Recovery0

Blocked Kick.....1 vs SSU, 2014 (FG)

98 Derious Bennett

Most Tackles5 vs Illinois, 2015
 Most Solo Tackles2, three times
 Most Tackles for Loss0.5 vs UAB, 2014
 Most QB Sacks.....0
 Fumble Recovery0
 Forced Fumble0

99 Jimal McBride

Most Tackles5 vs Marshall, 2013
 Most Solo Tackles4, three times
 Most Tackles for Loss2.0, three times
 Most QB Sacks.....1.0, three times
 Fumble Recovery0
 Forced Fumble0

GAME #1

Jackson State	14
Middle Tennessee	70

September 5, 2015 | Murfreesboro, TN
Floyd Stadium | 15,908 | 3:07 | 88 degrees

Score by Quarters	1	2	3	4	Score
Jackson State	0	14	0	0	14
Middle Tennessee	14	28	14	14	70

1st 6:31 MT Hamilton 2 pass from Stockstill (Clark PAT), 9-65, 2:19
 1st 1:25 MT Batties 4 pass from Stockstill (Clark PAT), 8-77, 3:28
 2nd 12:11JSU Moll 2 pass from Ivy (Deisling PAT), 7-69, 1:50
 2nd 9:26 MT Batties 24 pass from Stockstill (Clark PAT), 6-72, 2:45
 2nd 8:09JSU Williams 50 pass from Ivy (Deisling PAT), 4-90, 1:15
 2nd 4:25 MT Bryson 2 run (Clark PAT), 9-60, 3:46
 2nd :43 MT Parker 2 run (Clark PAT), 9-73, 2:25
 2nd 0:00 MT Howard 63 blocked punt (Clark PAT)
 3rd 12:46 MT Tucker 12 pass from Stockstill (Clark PAT), 7-69, 2:14
 3rd 3:30 MT Bryson 3 run (Clark PAT), 10-84, 3:30
 4th 13:24 MT Garnett 1 run (Clark PAT), 10-59, 3:58
 4th 4:34 MT Sanders 75 Interception (Clark PAT)

	JSU	MT
FIRST DOWNS	9	36
Rushing.....	2	19
Passing.....	7	15
Penalty.....	0	2
NET YARDS RUSHING	5	242
Rushing Attempts.....	20	62
Average Per Rush.....	0.2	3.9
Rushing Touchdowns.....	0	4
Yards Gained Rushing.....	42	267
Yards Lost Rushing.....	37	41
NET YARDS PASSING	271	363
Completions-Attempts-Int.....	23-40-1	26-33-1
Average Per Attempt.....	6.8	11.0
Average Per Completion.....	11.8	14.0
Passing Touchdowns.....	2	4
TOTAL OFFENSE YARDS	276	605
Total offense plays.....	60	95
Average Gain Per Play.....	4.6	6.4
Fumbles: Number-Lost.....	0-0	2-1
Penalties: Number-Yards.....	7-58	1-15
PUNTS-YARDS	11-443	3-90
Average Yards Per Punt.....	40.3	30.0
Net Yards Per Punt.....	37.2	30.0
Inside 20.....	1	1
50+ Yards.....	2	0
Touchbacks.....	0	0
Fair catch.....	2	0
KICKOFFS-YARDS	3-179	10-618
Average Yards Per Kickoff.....	59.7	61.8
Net Yards Per Kickoff.....	30.7	42.5
Touchbacks.....	0	5
Punt returns: Number-Yards-TD.....	0-0-0	5-34-0
Average Per Return.....	0.0	6.8
Kickoff returns: Number-Yds-TD.....	5-68-0	3-87-0
Average Per Return.....	13.6	29.0
Interceptions: Number-Yds-TD.....	1-0-0	1-75-1
Fumble Returns: Number-Yds-TD.....	0-0-0	0-0-1
Miscellaneous Yards.....	0	67
Possession Time.....	24:37	35:23
1st Quarter.....	7:09	7:51
2nd Quarter.....	5:03	9:57
3rd Quarter.....	5:07	9:53
4th Quarter.....	7:18	7:42
Third-Down Conversions.....	4 of 16	12 of 16
Fourth-Down Conversions.....	0 of 0	0 of 0
Red-Zone Scores-Chances.....	1-1	8-9
Touchdowns.....	1-1	8-9
Field goals.....	0-1	0-9
Sacks By: Number-Yards.....	1-7	4-25
PAT Kicks.....	2-2	10-10
Field Goals.....	0-1	0-0
Points off turnovers.....	0	7

RUSHING: Jackson State-Johnson, Robert 4-17; Bates, Joshua 2-2; Moore, Jarius 5-minus 9, Ivy, La Montiez 9-5. Middle Tennessee-PARKER, Jordan 16-68; TUCKER, Shane 14-61; GARNETT, Ruben 10-45; BRYSON, J. 9-33; WILLIS, Jordan 3-27; JAMES, Richie 2-12; GRAMMER, Austin 3-14; FRAZIER, D. 2-12; GENOVESE, Nolan 1-6; TEAM 1-minus 1; STOCKSTILL, B. 1-minus 7.

PASSING: Jackson State-Ivy, La Montiez 22-39-1-264; Morikawa, Jarin 1-1-0-7. Middle Tennessee-STOCKSTILL, B. 24-30-1-348; GRAMMER, Austin 2-3-0-15.

RECEIVING: Jackson State-Williams, Dan 7-130; Moll, Jarius 5-46; Fosselman, Devi 4-64; Johnson, Robert 3-9; Thomas, Ben 1-9; Parish, Benj 1-7; Garrett, Tevin 1-4; Capler, Stedmon 1-2. Middle Tennessee-BATTIES, Ed 8-123; JAMES, Richie 7-94; COLLIS, C. 3-42; PETTIS, Terry 2-51; TUCKER, Shane 2-45; FRAZIER, D. C. 2-12; DUCKSWORTH, R. 1-6; PARKER, Jordan 1-4; HAMILTON, Lucas 1-2.

INTERCEPTIONS: Jackson State-Jemison, Justin 1-0. Middle Tennessee-SANDERS, DJ 1-75.

FUMBLES: Jackson State-None. Middle Tennessee-GENOVESE, Nolan 1-1; TUCKER, Shane 1-0.

GAME #2

#2 Alabama	37
Middle Tennessee	10

September 12, 2015 | Tuscaloosa, AL
Denny Stadium | 98,568 | 3:07 | 81 degrees

Score by Quarters	1	2	3	4	Score
Middle Tennessee	0	3	0	7	10
Alabama	7	16	14	0	37

1st 12:38 UA Foster 19 pass from Coker (Griffith PAT), 4-32, 1:44
 2nd 13:00 MT Clark 20 FG, 12-45, 3:14
 2nd 9:14 UA Henry 2 run (Griffith PAT), 10-75, 3:46
 2nd 5:54 UA Henry 1 run (Griffith PAT), 2-70, :24
 2nd 2:39 UA Team Safety from blocked punt
 3rd 10:54 UA Drake 14 pass from Bateman (Griffith PAT), 4-55, 1:26
 3rd 1:33 UA Henry 28 run (Griffith PAT), 11-97, 4:36
 4th 6:11 MT Duckworth 16 pass from Grammer (Clark PAT), 3:20, 1:15

	MT	UA
FIRST DOWNS	15	28
Rushing.....	3	13
Passing.....	11	13
Penalty.....	1	2
NET YARDS RUSHING	86	220
Rushing Attempts.....	31	39
Average Per Rush.....	2.8	5.6
Rushing Touchdowns.....	0	3
Yards Gained Rushing.....	91	231
Yards Lost Rushing.....	5	11
NET YARDS PASSING	189	312
Completions-Attempts-Int.....	23-43-1	26-43-2
Average Per Attempt.....	4.4	7.3
Average Per Completion.....	8.2	12.0
Passing Touchdowns.....	1	2
TOTAL OFFENSE YARDS	275	532
Total offense plays.....	74	82
Average Gain Per Play.....	3.7	6.5
Fumbles: Number-Lost.....	3-3	0-4
Penalties: Number-Yards.....	8-67	5-40
PUNTS-YARDS	8-288	5-201
Average Yards Per Punt.....	36.0	40.2
Net Yards Per Punt.....	31.6	39.0
Inside 20.....	1	1
50+ Yards.....	0	0
Touchbacks.....	0	0
Fair catch.....	3	2
KICKOFFS-YARDS	4-231	6-381
Average Yards Per Kickoff.....	57.8	63.5
Net Yards Per Kickoff.....	36.0	41.5
Touchbacks.....	0	2
Punt returns: Number-Yards-TD.....	2-6-0	3-35-0
Average Per Return.....	3.0	11.7
Kickoff returns: Number-Yds-TD.....	4-82-0	4-87-0
Average Per Return.....	20.5	21.8
Interceptions: Number-Yds-TD.....	2-77-0	1-0-0
Fumble Returns: Number-Yds-TD.....	0-0-0	0-0-0
Miscellaneous Yards.....	0	0
Possession Time.....	27:04	32:56
1st Quarter.....	8:55	6:05
2nd Quarter.....	8:02	6:58
3rd Quarter.....	6:23	8:37
4th Quarter.....	3:44	11:16
Third-Down Conversions.....	6 of 19	4 of 13
Fourth-Down Conversions.....	1 of 1	2 of 3
Red-Zone Scores-Chances.....	2-3	4-6
Touchdowns.....	1-3	4-6
Field goals.....	1-3	0-6
Sacks By: Number-Yards.....	0-0	0-0
PAT Kicks.....	1-1	5-5
Field Goals.....	1-2	0-2
Points off turnovers.....	7	14

RUSHING: Middle Tennessee-STOCKSTILL, B. 5-29; PARKER, Jordan 8-25; TUCKER, Shane 13-18; BRYSON, J. 3-9; GRAMMER, Austin 2-5. Alabama-Derrick Henry 18-96; Damien Harris 8-55; Kenyan Drake 6-40; Derrick Gore 2-9; Ronnie Clark 2-9; Cooper Bateman 2-6; Jake Coker 1-5.

PASSING: Middle Tennessee-STOCKSTILL, B. 22-42-1-174; GRAMMER, Austin 1-1-0-15. Alabama-Jake Coker 15-26-1-214; Cooper Bateman 11-17-1-98.

RECEIVING: Middle Tennessee-JAMES, Richie 10-95; BATTIES, Ed 4-28; COLLIS, C. 3-21; DUCKSWORTH, R. 2-22; PETTIS, Terry 2-20; PARKER, Jordan 1-2; BARRON, Tyler 1-1. Alabama-A. Stewart 6-21; Kenyan Drake 5-91; O.J. Howard 4-68; Robert Foster 4-49; Calvin Ridley 4-37; Flounoy-Smith 1-31; Damien Harris 1-8; R. Mullaney 1-7.

INTERCEPTIONS: Middle Tennessee-CUTRER, Jeremy 1-77; BYARD, Kevin 1-0. Alabama-Cyrus Jones 1-0.

FUMBLES: Middle Tennessee-BATTIES, Ed 1-1; COLLIS, C. 1-1; TUCKER, Shane 1-1. Alabama-None.

GAME #3

Charlotte	14
Middle Tennessee	73

September 19, 2015 | Murfreesboro, TN
Floyd Stadium | 16030 | 2:58 | 85 degrees



Score by Quarters	1	2	3	4	Score
Charlotte	7	7	0	0	14
Middle Tennessee	42	7	17	7	73

1st 11:51 MT Pettis 76 pass from Stockstill (Clark PAT), :30
 1st 10:01 MT Parker 62 run (Clark PAT), 2-62, 2-79, :35
 1st 3:11 MT Parker 4 run (Clark PAT), 7-80, 3:11
 1st CH LeMay 48 kickoff return (Brewer PAT)
 1st :11 MT Pettis 75 pass from Stockstill (Clark PAT), 1-75, :11
 1st :03 MT Batties 9 pass from Stockstill (Clark PAT), 1-9, :03
 1st 1:50 MT Batties 35 pass from Stockstill (Clark PAT), 5-58, 1:50
 2nd 1:59 MT Batties 59 pass from Stockstill (Clark PAT), 1-59, :18
 2nd 6:35 CH Phillips 1 run (Brewer PAT), 6-63, 2:00
 3rd 9:11 MT Parker 2 run (Clark PAT), 11-69, 3:31
 3rd 6:18 MT Clark 21 FG, 5-21, 2:05
 3rd :25 MT Harris 42 INT (Clark PAT)
 4th 9:06 MT Anderson 1 run (Clark PAT), 7-68, 2:57

	CHA	MT
FIRST DOWNS	11	24
Rushing.....	5	11
Passing.....	5	12
Penalty.....	1	1
NET YARDS RUSHING	117	280
Rushing Attempts.....	38	49
Average Per Rush.....	3.1	5.7
Rushing Touchdowns.....	1	4
Yards Gained Rushing.....	160	308
Yards Lost Rushing.....	43	28
NET YARDS PASSING	102	379
Completions-Attempts-Int.....	13-33-4	24-29-0
Average Per Attempt.....	3.1	13.1
Average Per Completion.....	7.8	15.8
Passing Touchdowns.....	0	5
TOTAL OFFENSE YARDS	219	659
Total offense plays.....	71	78
Average Gain Per Play.....	3.1	8.4
Fumbles: Number-Lost.....	4-3	3-2
Penalties: Number-Yards.....	8-75	3-36
PUNTS-YARDS	8-315	4-133
Average Yards Per Punt.....	39.4	33.2
Net Yards Per Punt.....	39.8	22.2
Inside 20.....	1	0
50+ Yards.....	1	0
Touchbacks.....	0	1
Fair catch.....	3	0
KICKOFFS-YARDS	3-186	11-683
Average Yards Per Kickoff.....	62.0	62.1
Net Yards Per Kickoff.....	33.7	34.1
Touchbacks.....	1	4
Punt returns: Number-Yards-TD.....	1-24-0	2-3-0
Average Per Return.....	24.0	1.5
Kickoff returns: Number-Yds-TD.....	8-208-1	2-60-0
Average Per Return.....	26.0	30.0
Interceptions: Number-Yds-TD.....	0-0-0	4-89-1
Fumble Returns: Number-Yds-TD.....	0-0-0	1-3-0
Miscellaneous Yards.....	0	0
Possession Time.....	26:44	33:16
1st Quarter.....	7:07	7:53
2nd Quarter.....	8:28	6:32
3rd Quarter.....	6:52	8:08
4th Quarter.....	4:17	10:43
Third-Down Conversions.....	4 of 16	6 of 14
Fourth-Down Conversions.....	1 of 1	1 of 2
Red-Zone Scores-Chances.....	1-2	5-5
Touchdowns.....	1-2	4-5
Field goals.....	0-2	1-5
Sacks By: Number-Yards.....	2-22	3-18
PAT Kicks.....	2-2	10-10
Field Goals.....	0-1	1-1
Points off turnovers.....	7	31

RUSHING: Charlotte-PHILLIPS, Kalif 15-72; JOHNSON, Matt 7-28; BUIE, Andrew 8-28; SMITH, Bradan 2-20; DUNCAN, G. 2-3; BARDEN, Brooks 3-minus 17; TEAM 1-minus 17. Middle Tennessee-PARKER, Jordan 14-142; ANDERSON, D. 12-66; TUCKER, Shane 11-36; BRYSON, J. 6-36; WILLIS, Jordan 2-10; GRAMMER, Austin 1-4; STOCKSTILL, B. 3-minus 14.

PASSING: Charlotte-BARDEN, Brooks 5-15-1-27; JO

GAME #4		
	Illinois	27
	Middle Tennessee	25
September 26, 2015 Champaign, IL		
Memorial Stadium 44366 3:26 77 degrees		

Score by Quarters	1	2	3	4	Score
Middle Tennessee	3	9	0	13	25
Illinois	7	10	7	3	27

1st 12:55 ILL Turner 5 pass from Lunt (Zalewski PAT), 7-75, 2:05
 1st 1:44 MT Clark 42 FG, 14-55, 4:25
 2nd 9:07 ILL Fejedelem blocked punt return (Zalewski PAT)
 2nd 4:49 MT Team Safety
 2nd 4:05 MT James 63 pass from Stockstill (Clark PAT), 2-63, :44
 2nd :11 ILL Zalewski 23 FG, 4-6, 1:09
 3rd 2:14 ILL Vaughn 8 run (Zalewski PAT), 7-49, 2:11
 4th 11:44 MT Batties 13 pass from Stockstill (Clark PAT), 8-72, 3:00
 4th 4:11 MT Batties 22 pass from Stockstill (pass failed), 9-81, 4:44
 4th 2:09 ILL Zalewski 51 FG, 8-41, 2:02

	MT	ILL
FIRST DOWNS	19	2
Rushing.....	6	11
Passing.....	12	11
Penalty.....	1	3
NET YARDS RUSHING	38	140
Rushing Attempts.....	37	39
Average Per Rush.....	1.0	3.6
Rushing Touchdowns.....	0	1
Yards Gained Rushing.....	106	174
Yards Lost Rushing.....	68	34
NET YARDS PASSING	330	238
Completions-Attempts-Int.....	29-43-0	29-49-0
Average Per Attempt.....	7.7	4.9
Average Per Completion.....	11.4	8.2
Passing Touchdowns.....	3	1
TOTAL OFFENSE YARDS	368	378
Total offense plays.....	80	88
Average Gain Per Play.....	4.6	4.3
Fumbles: Number-Lost.....	1-1	2-0
Penalties: Number-Yards.....	7-59	6-55
PUNTS-YARDS	8-319	6-227
Average Yards Per Punt.....	39.9	37.8
Net Yards Per Punt.....	32.2	30.7
Inside 20.....	1	2
50+ Yards.....	2	0
Touchbacks.....	1	1
Fair catch.....	0	1
KICKOFFS-YARDS	5-305	7-442
Average Yards Per Kickoff.....	61.0	63.1
Net Yards Per Kickoff.....	41.0	39.3
Touchbacks.....	1	4
Punt returns: Number-Yards-TD.....	2-23-0	6-41-1
Average Per Return.....	11.5	6.8
Kickoff returns: Number-Yds-TD.....	3-67-0	4-75-0
Average Per Return.....	22.3	18.8
Interceptions: Number-Yds-TD.....	0-0-0	0-0-0
Fumble Returns: Number-Yds-TD.....	0-0-0	1-23-0
Miscellaneous Yards.....	0	0
Possession Time.....	30:42	29:18
1st Quarter.....	6:47	8:13
2nd Quarter.....	9:33	5:27
3rd Quarter.....	4:33	10:27
4th Quarter.....	9:49	5:11
Third-Down Conversions.....	5 of 18	8 of 19
Fourth-Down Conversions.....	3 of 3	1 of 2
Red-Zone Scores-Chances.....	3-3	3-6
Touchdowns.....	2-3	2-6
Field goals.....	1-3	1-6
Sacks By: Number-Yards.....	2-26	3-31
PAT Kicks.....	2-2	3-3
Field Goals.....	1-2	2-3
Points off turnovers.....	0	3

RUSHING: Middle Tennessee-PARKER, Jordan 23-70; BRYSON, J. 4-16; ANDERSON, D. 2-1; TEAM 2-minus 19; STOCKSTILL, B. 6-minus 30. Illinois-Ferguson, Josh 20-83; Vaughn, Ke'Shawn 13-80; Crouch, Chayce 1-4; Eryenihi, Henry 1-2; Team 1-minus 2; Lunt, Wes 3-minus 27.

PASSING: Middle Tennessee-STOCKSTILL, B. 29-42-0-330; TEAM 0-1-0-0. Illinois-Lunt, Wes 29-49-0-238.

RECEIVING: Middle Tennessee-BATTIES, Ed 13-175; JAMES, Richie 12-141; FRAZIER, D. 2-9; DUCKSWORTH, R. 1-5; PARKER, Jordan 1-0. Illinois-Allison, G. 10-128; Cain, Desmond 7-48; Turner, Malik 4-17; Murdock, M. 3-24; Taylor, Dionte 2-17; Ferguson, Josh 2-1; Vaughn, Ke'Shawn 1-3.

INTERCEPTIONS: Middle Tennessee-None. Illinois-None.

FUMBLES: Middle Tennessee-STOCKSTILL, B. 1-1. Illinois-Ward, Jihad 1-0; Lunt, Wes 1-0.

2015 Middle Tennessee Football
Middle Tennessee Overall Team Statistics (as of Sep 27, 2015)
All games

Team Statistics	MT	OPP
SCORING	178	92
Points Per Game	44.5	23.0
Points Off Turnovers	45	24
FIRST DOWNS	94	73
Rushing	39	31
Passing	50	36
Penalty	5	6
RUSHING YARDAGE	646	482
Yards gained rushing	788	607
Yards lost rushing	142	125
Rushing Attempts	179	136
Average Per Rush	3.6	3.5
Average Per Game	161.5	120.5
TDs Rushing	8	5
PASSING YARDAGE	1261	923
Comp-Att-Int	102-148-2	91-165-7
Average Per Pass	8.5	5.6
Average Per Catch	12.4	10.1
Average Per Game	315.2	230.8
TDs Passing	13	5
TOTAL OFFENSE	1907	1405
Total Plays	327	301
Average Per Play	5.8	4.7
Average Per Game	476.8	351.2
KICK RETURNS: #-Yards	12-296	21-438
PUNT RETURNS: #-Yards	11-60	10-100
INT RETURNS: #-Yards	7-241	2-0
KICK RETURN AVERAGE	24.7	20.9
PUNT RETURN AVERAGE	5.5	10.0
INT RETURN AVERAGE	34.4	0.0
FUMBLES-LOST	9-7	6-3
PENALTIES-Yards	19-177	26-228
Average Per Game	44.2	57.0
PUNTS-Yards	23-830	30-1186
Average Per Punt	36.1	39.5
Net punt average	30.0	36.9
KICKOFFS-Yards	30-1837	19-1188
Average Per Kick	61.2	62.5
Net kick average	38.3	37.7
TIME OF POSSESSION/Game	31:36	28:24
3RD-DOWN Conversions	29/67	20/64
3rd-Down Pct	43%	31%
4TH-DOWN Conversions	5/6	4/6
4th-Down Pct	83%	67%
SACKS BY-Yards	9-69	6-60
MISC YARDS	67	0
TOUCHDOWNS SCORED	24	12
FIELD GOALS-ATTEMPTS	3-5	2-7
ON-SIDE KICKS	0-1	0-0
RED-ZONE SCORES	(18-20) 90%	(9-15) 60%
RED-ZONE TOUCHDOWNS	(15-20) 75%	(8-15) 53%
PAT-ATTEMPTS	(23-23) 100%	(12-12) 100%
ATTENDANCE	31938	142934
Games/Avg Per Game	2/15969	2/71467
Neutral Site Games		0/0

Score by Quarters	1st	2nd	3rd	4th	OT	Total
Middle Tennessee	59	47	31	41	0	178
Opponents	21	47	21	3	0	92

2015 Middle Tennessee Football
Middle Tennessee Overall Individual Statistics (as of Sep 27, 2015)
All games

<u>Rushing</u>	<u>gp</u>	<u>att</u>	<u>gain</u>	<u>loss</u>	<u>net</u>	<u>avg</u>	<u>td</u>	<u>lg</u>	<u>avg/g</u>
PARKER, Jordan	4	61	317	12	305	5.0	4	62	76.2
TUCKER, Shane	4	38	126	11	115	3.0	0	18	28.8
BRYSON, J.	4	22	94	0	94	4.3	2	13	23.5
ANDERSON, D.	2	14	70	3	67	4.8	1	9	33.5
GARNETT, Ruben	1	10	48	3	45	4.5	1	13	45.0
WILLIS, Jordan	2	5	37	0	37	7.4	0	14	18.5
GRAMMER, Austin	4	6	23	0	23	3.8	0	8	5.8
JAMES, Richie	4	2	16	4	12	6.0	0	16	3.0
FRAZIER, D.	4	2	12	0	12	6.0	0	6	3.0
TEAM	3	3	0	20	-20	-6.7	0	0	-6.7
GENOVESE, Nolan	1	1	0	22	-22	-22.0	0	0	-22.0
STOCKSTILL, B.	4	15	45	67	-22	-1.5	0	9	-5.5
Total	4	179	788	142	646	3.6	8	62	161.5
Opponents	4	136	607	125	482	3.5	5	41	120.5

<u>Passing</u>	<u>gp</u>	<u>effic</u>	<u>comp-att-int</u>	<u>pct</u>	<u>yds</u>	<u>td</u>	<u>lg</u>	<u>avg/g</u>
STOCKSTILL, B.	4	167.49	98-141-2	69.5	1221	12	76	305.2
GRAMMER, Austin	4	177.67	4-6-0	66.7	40	1	15	10.0
TEAM	3	0.00	0-1-0	0.0	0	0	0	0.0
Total	4	166.77	102-148-2	68.9	1261	13	76	315.2
Opponents	4	103.66	91-165-7	55.2	923	5	69	230.8

<u>Receiving</u>	<u>gp</u>	<u>no.</u>	<u>yds</u>	<u>avg</u>	<u>td</u>	<u>lg</u>	<u>avg/g</u>
JAMES, Richie	4	34	352	10.4	1	63	88.0
BATTIES, Ed	4	30	446	14.9	7	59	111.5
PETTIS, Terry	4	8	238	29.8	2	76	59.5
FRAZIER, D.	4	8	48	6.0	0	12	12.0
COLLIS, C.	2	6	63	10.5	0	32	31.5
PARKER, Jordan	4	6	23	3.8	0	8	5.8
DUCKSWORTH, R.	4	4	33	8.2	1	15	8.2
TUCKER, Shane	4	2	45	22.5	1	33	11.2
WALKER, Tristan	1	1	10	10.0	0	10	10.0
HAMILTON, Lucas	4	1	2	2.0	1	2	0.5
BARRON, Tyler	4	1	1	1.0	0	1	0.2
BRYSON, J.	4	1	0	0.0	0	0	0.0
Total	4	102	1261	12.4	13	76	315.2
Opponents	4	91	923	10.1	5	69	230.8

<u>Punt Returns</u>	<u>no.</u>	<u>yds</u>	<u>avg</u>	<u>td</u>	<u>lg</u>
BATTIES, Ed	9	36	4.0	0	19
BRYSON, J.	2	24	12.0	0	23
Total	11	60	5.5	0	23
Opponents	10	100	10.0	1	24

<u>Interceptions</u>	<u>no.</u>	<u>yds</u>	<u>avg</u>	<u>td</u>	<u>lg</u>
CUTRER, Jeremy	3	113	37.7	0	77
HARRIS, Darius	1	42	42.0	1	42
SANDERS, DJ	1	75	75.0	1	75
BYARD, Kevin	1	0	0.0	0	0
HARGES, Myles	1	11	11.0	0	11
Total	7	241	34.4	2	77
Opponents	2	0	0.0	0	0

<u>Kick Returns</u>	<u>no.</u>	<u>yds</u>	<u>avg</u>	<u>td</u>	<u>lg</u>
BRYSON, J.	11	278	25.3	0	34
JAMES, Richie	1	18	18.0	0	18
Total	12	296	24.7	0	34
Opponents	21	438	20.9	1	50

<u>Fumble Returns</u>	<u>no.</u>	<u>yds</u>	<u>avg</u>	<u>td</u>	<u>lg</u>
WATT, Quay	1	3	3.0	0	3
HOWARD, J.	0	0	0.0	1	0
Total	1	3	3.0	1	3
Opponents	1	23	23.0	0	17

2015 Middle Tennessee Football
Middle Tennessee Overall Individual Statistics (as of Sep 27, 2015)
All games

Scoring	td	fg	PAT				dpx	saf	pts
			kick	rush	rcv	pass			
BATTIES, Ed	7	-	-	-	-	0-1	-	-	42
CLARK, Cody	-	3-5	23-23	-	-	-	-	-	32
PARKER, Jordan	4	-	-	-	-	-	-	-	24
BRYSON, J.	2	-	-	-	-	-	-	-	12
PETTIS, Terry	2	-	-	-	-	-	-	-	12
JAMES, Richie	1	-	-	-	-	-	-	-	6
HOWARD, J.	1	-	-	-	-	-	-	-	6
ANDERSON, D.	1	-	-	-	-	-	-	-	6
GARNETT, Ruben	1	-	-	-	-	-	-	-	6
HAMILTON, Lucas	1	-	-	-	-	-	-	-	6
SANDERS, DJ	1	-	-	-	-	-	-	-	6
HARRIS, Darius	1	-	-	-	-	-	-	-	6
DUCKSWORTH, R.	1	-	-	-	-	-	-	-	6
TUCKER, Shane	1	-	-	-	-	-	-	-	6
TEAM	-	-	-	-	-	-	-	1	2
Total	24	3-5	23-23	-	-	0-1	-	1	178
Opponents	12	2-7	12-12	-	-	-	-	1	92

Total Offense	g	plays	rush	pass	total	avg/g
STOCKSTILL, B.	4	156	-22	1221	1199	299.8
PARKER, Jordan	4	61	305	0	305	76.2
TUCKER, Shane	4	38	115	0	115	28.8
BRYSON, J.	4	22	94	0	94	23.5
ANDERSON, D.	2	14	67	0	67	33.5
GRAMMER, Austin	4	12	23	40	63	15.8
GARNETT, Ruben	1	10	45	0	45	45.0
WILLIS, Jordan	2	5	37	0	37	18.5
JAMES, Richie	4	2	12	0	12	3.0
FRAZIER, D.	4	2	12	0	12	3.0
TEAM	3	4	-20	0	-20	-6.7
GENOVESE, Nolan	1	1	-22	0	-22	-22.0
Total	4	327	646	1261	1907	476.8
Opponents	4	301	482	923	1405	351.2

Field Goals	fg	pct.	01-19	20-29	30-39	40-49	50-99	lg	blk
CLARK, Cody	3-5	60.0	0-0	1-1	1-1	1-3	0-0	42	0

FG Sequence	Middle Tennessee	Opponents
Jackson State	-	51
Alabama	46,(20)	24,49
Charlotte	(31)	36
Illinois	(42),43	38,(23),(51)

Numbers in (parentheses) indicate field goal was made.

Punting	no.	yds	avg	lg	tb	fc	i20	50+	blk
OWENS, Trevor	20	792	39.6	68	2	3	2	2	1
TEAM	2	0	0.0	0	0	0	0	0	1
BONADIES, Matt	1	38	38.0	38	0	0	1	0	0
Total	23	830	36.1	68	2	3	3	2	2
Opponents	30	1186	39.5	53	1	8	5	3	0

Kickoffs	no.	yds	avg	tb	ob	retn	net	ydln
ROOKER, Canon	29	1791	61.8	10	0			
OWENS, Trevor	1	46	46.0	0	0			
Total	30	1837	61.2	10	0	20.9	38.3	26
Opponents	19	1188	62.5	7	0	24.7	37.7	27

2015 Middle Tennessee Football
Middle Tennessee Overall Individual Statistics (as of Sep 27, 2015)
All games

<u>All Purpose</u>	<u>g</u>	<u>rush</u>	<u>rcv</u>	<u>pr</u>	<u>kr</u>	<u>ir</u>	<u>total</u>	<u>avg/g</u>
BATTIES, Ed	4	0	446	36	0	0	482	120.5
BRYSON, J.	4	94	0	24	278	0	396	99.0
JAMES, Richie	4	12	352	0	18	0	382	95.5
PARKER, Jorda	4	305	23	0	0	0	328	82.0
PETTIS, Terry	4	0	238	0	0	0	238	59.5
TUCKER, Shan	4	115	45	0	0	0	160	40.0
CUTRER, Jerem	4	0	0	0	0	113	113	28.2
SANDERS, DJ	4	0	0	0	0	75	75	18.8
ANDERSON, D.	2	67	0	0	0	0	67	33.5
COLLIS, C.	2	0	63	0	0	0	63	31.5
FRAZIER, D.	4	12	48	0	0	0	60	15.0
GARNETT, Rub	1	45	0	0	0	0	45	45.0
HARRIS, Darius	4	0	0	0	0	42	42	10.5
WILLIS, Jordan	2	37	0	0	0	0	37	18.5
DUCKSWORTH	4	0	33	0	0	0	33	8.2
GRAMMER, Aus	4	23	0	0	0	0	23	5.8
HARGES, Myles	2	0	0	0	0	11	11	5.5
WALKER, Trista	1	0	10	0	0	0	10	10.0
HAMILTON, Luc	4	0	2	0	0	0	2	0.5
BARRON, Tyler	4	0	1	0	0	0	1	0.2
TEAM	3	-20	0	0	0	0	-20	-6.7
STOCKSTILL, B	4	-22	0	0	0	0	-22	-5.5
GENOVESE, No	1	-22	0	0	0	0	-22	-22.0
Total	4	646	1261	60	296	241	2504	626.0
Opponents	4	482	923	100	438	0	1943	485.8

2015 Middle Tennessee Football
Middle Tennessee Overall Defensive Statistics (as of Sep 27, 2015)
All games

##	Defensive Leaders	gp	Tackles			tfl/yds	Sacks no-yds	Pass defense			Fumbles		blkd	
			ua	a	tot			int-yds	brup	qbh	rcv-yds	ff	kick	saf
38	BARBER, T.T.	4	24	6	30	4.0-24	2.0-22	.	1	2	.	.	.	
24	LUCKETT, C.	4	17	8	25	1.0-2	
20	BYARD, Kevin	4	17	7	24	1.0-3	.	1-0	
22	WATT, Quay	4	12	7	19	.	.	.	1	.	1-3	.	.	
8	WAFFORD, Trey	4	10	8	18	3.0-11	2.0-10	.	.	1	.	.	.	
9	CUTRER, Jeremy	4	11	3	14	1.0-3	.	3-113	6	1	1-0	.	1	
31	SANDERS, DJ	4	9	5	14	.	.	1-75	1	
42	WALKER, Xavier	4	8	5	13	.	.	.	2	
30	HARRIS, Darius	4	7	5	12	0.5-3	0.5-3	1-42	.	.	.	1	.	
49	RHODES, Steven	4	6	4	10	2.0-8	.	.	.	4	1-0	1	.	
39	ROBERSON, James	4	2	8	10	0.5-2	0.5-2	
4	SINGLETARY, J.	4	7	3	10	1.0-3	.	.	1	
59	HALE, Chris	4	5	5	10	3.0-22	2.0-17	.	.	1	.	.	.	
28	HEARD, D.	3	6	2	8	1.0-3	.	.	2	1	.	.	.	
51	HUFF, Shaquille	4	5	2	7	3.0-12	
40	MELTON, Chris	4	6	1	7	
23	BROWN, Chris	4	3	3	6	
98	BENNETT, D.	4	3	3	6	
21	HOWARD, J.	4	5	1	6	
97	FELTON, Raynard	4	3	2	5	1.0-1	.	.	2	
47	MINTER, Michael	2	3	2	5	
2A	DALE, Alex	4	4	1	5	1.0-7	1.0-7	.	1	.	.	1	.	
92	MCNEIL, Pat	4	1	3	4	
11	BAILEY, Peter	4	1	2	3	
33	HARGES, Myles	2	1	2	3	.	.	1-11	
90	STEWART, P.	2	2	.	2	
91	AKINS, Justin	4	1	1	2	1.0-8	1.0-8	
15	ROOKER, Canon	4	2	.	2	
6	PARKER, Jordan	4	1	.	1	
84	PETTIS, Terry	4	1	.	1	1	.	
36	BISACCIA, R.	1	1	.	1	
6A	BROWN, Houston	3	1	.	1	
29	RANDOLPH, D.	4	1	.	1	
85	LIGGINS, D.	1	1	.	1	
13	FRAZIER, D.	4	.	1	1	
5B	MOFFATT, J.	4	1	.	1	
96	AURISMOND, I.	2	.	1	1	
99	MCBRIDE, Jimal	4	.	1	1	
TM	TEAM	3	1	
17	ANTOINE, A.	4	1	.	.	.	
Total		4	188	102	290	24-112	9-69	7-241	17	11	3-3	4	1	1
Opponents		4	215	117	332	26-100	6-60	2-0	15	9	7-23	8	2	1

2015 Middle Tennessee Football
Middle Tennessee Team Game-by-Game (as of Sep 27, 2015)
All games

TEAM STATISTICS

Date	Opponent	Rushing				Receiving				Passing				Kick Returns				Punt Returns				tot off
		no.	yds	td	lg	no.	yds	td	lg	cmp-att-int	yds	td	lg	no.	yds	td	lg	no.	yds	td	lg	
Sep 5	JACKSON STATE	62	242	4	16	26	363	4	49	26-33-1	363	4	49	3	87	0	32	5	34	0	23	605
Sep 12	at Alabama	31	86	0	9	23	189	1	21	23-43-1	189	1	21	4	82	0	30	2	6	0	5	275
Sep 19	CHARLOTTE	49	280	4	62	24	379	5	76	24-29-0	379	5	76	2	60	0	34	2	-3	0	0	659
Sep 26	at Illinois	37	38	0	9	29	330	3	63	29-43-0	330	3	63	3	67	0	26	2	23	0	19	368
Middle Tennessee		179	646	8	62	102	1261	13	76	102-148-2	1261	13	76	12	296	0	34	11	60	0	23	1907
		136	482	5	41	91	923	5	69	91-165-7	923	5	69	21	438	1	50	10	100	1	24	1405

Games: 4 • Avg/rush: 3.6 • Avg/catch: 12.4 • Pass effic: 166.77 • KR avg: 24.7 • PR avg: 5.5 • All purpose avg/game: 626.0 • Total offense avg/gm: 476.8

Date	Opponent	Tackles				Sacks no-yds	Fumble		Pass Defense			blkd kick	PAT Attempts			off		
		ua	a	total	tfl-yds		ff	fr-yds	int-yds	qbh	brup		kick	rush	rcv	saf	t/o	pts
Sep 5	JACKSON STATE	41	10	51	7.0-37	4.0-25	0	0-0	1-75	4	4	1	10-10	0	0	0	7	70
Sep 12	at Alabama	50	32	82	6.0-17	0.0-0	0	0-0	2-77	6	4	0	1-1	0	0	0	7	10
Sep 19	CHARLOTTE	52	10	62	6.0-26	3.0-18	3	3-3	4-89	0	4	0	10-10	0	0	0	31	73
Sep 26	at Illinois	45	50	95	5.0-32	2.0-26	1	0-0	0-0	1	5	0	2-2	0	0	1	0	25
Middle Tennessee		188	102	290	24.0-112	9.0-69	4	3-3	7-241	11	17	1	23-23	0	0	1	45	178
		215	117	332	26.0-100	6.0-60	8	7-23	2-0	9	15	2	12-12	0	0	1	24	92

Date	Opponent	Punting							Field Goals			Kickoffs						
		no.	yds	avg	long	blkd	tb	fc	50+	i20	md-att	long	blkd	no.	yds	avg	tb	ob
Sep 5	JACKSON STATE	3	90	30.0	38	0	0	0	0	1	0-0	0	0	10	618	61.8	5	0
Sep 12	at Alabama	8	288	36.0	49	1	0	3	0	1	1-2	20	0	4	231	57.8	0	0
Sep 19	CHARLOTTE	4	133	33.2	43	0	1	0	0	0	1-1	31	0	11	683	62.1	4	0
Sep 26	at Illinois	8	319	39.9	68	1	1	0	2	1	1-2	42	0	5	305	61.0	1	0
Middle Tennessee		23	830	36.1	68	2	2	3	2	3	3-5	42	0	30	1837	61.2	10	0
		30	1186	39.5	53	0	1	8	3	5	2-7	51	1	19	1188	62.5	7	0

2015 Middle Tennessee Football
Middle Tennessee Opponent Game-by-Game (as of Sep 27, 2015)
All games

OPPONENT STATISTICS

Date	Opponent	Rushing				Receiving				Passing				Kick Returns				Punt Returns				tot off		
		no.	yds	td	lg	no.	yds	td	lg	cmp	att	int	yds	td	lg	no.	yds	td	lg	no.	yds		td	lg
Sep 5	JACKSON STATE	20	5	0	8	23	271	2	50	23	40	1	271	2	50	5	68	0	21	0	0	0	0	276
Sep 12	at Alabama	39	220	3	41	26	312	2	69	26	43	2	312	2	69	4	87	0	40	3	35	0	22	532
Sep 19	CHARLOTTE	38	117	1	22	13	102	0	31	13	33	4	102	0	31	8	208	1	50	1	24	0	24	219
Sep 26	at Illinois	39	140	1	24	29	238	1	42	29	49	0	238	1	42	4	75	0	24	6	41	1	9	378
Opponents		136	482	5	41	91	923	5	69	91	165	7	923	5	69	21	438	1	50	10	100	1	24	1405
		179	646	8	62	102	1261	13	76	102	148	2	1261	13	76	12	296	0	34	11	60	0	23	1907

Games: 4 • Avg/rush: 3.5 • Avg/catch: 10.1 • Pass effic: 103.66 • KR avg: 20.9 • PR avg: 10.0 • All purpose avg/game: 485.8 • Total offense avg/gm: 351.2

Date	Opponent	Tackles				Sacks no-yds	Fumble		Pass Defense			blkd kick	PAT Attempts			off			
		ua	a	total	tfl-yds		ff	fr-yds	int-yds	qbh	brup		kick	rush	rcv	saf	t/o	pts	
Sep 5	JACKSON STATE	73	22	95	5.0-18	1.0-7	1	1-0	1-0	2	2	0	2-2	0	0	0	0	0	14
Sep 12	at Alabama	39	34	73	3.0-5	0.0-0	3	3-0	1-0	5	6	1	5-5	0	0	1	14	37	
Sep 19	CHARLOTTE	67	6	73	8.0-33	2.0-22	3	2-0	0-0	0	2	0	2-2	0	0	0	7	14	
Sep 26	at Illinois	36	55	91	10.0-44	3.0-31	1	1-23	0-0	2	5	1	3-3	0	0	0	3	27	
Opponents		215	117	332	26.0-100	6.0-60	8	7-23	2-0	9	15	2	12-12	0	0	1	24	92	
		188	102	290	24.0-112	9.0-69	4	3-3	7-241	11	17	1	23-23	0	0	1	45	178	

Date	Opponent	Punting							Field Goals			Kickoffs						
		no.	yds	avg	long	blkd	tb	fc	50+	i20	md-att	long	blkd	no.	yds	avg	tb	ob
Sep 5	JACKSON STATE	11	443	40.3	53	0	0	2	2	1	0-1	0	1	3	179	59.7	0	0
Sep 12	at Alabama	5	201	40.2	44	0	0	2	0	1	0-2	0	0	6	381	63.5	2	0
Sep 19	CHARLOTTE	8	315	39.4	51	0	0	3	1	1	0-1	0	0	3	186	62.0	1	0
Sep 26	at Illinois	6	227	37.8	47	0	1	1	0	2	2-3	51	0	7	442	63.1	4	0
Opponents		30	1186	39.5	53	0	1	8	3	5	2-7	51	1	19	1188	62.5	7	0
		23	830	36.1	68	2	2	3	2	3	3-5	42	0	30	1837	61.2	10	0

2015 Middle Tennessee Football
Middle Tennessee Red-Zone Results (as of Sep 27, 2015)
All games

Middle Tennessee Inside Opponent Red-Zone

Date	Opponent	Score	Times		Total Pts	Rush TDs	Pass TDs	FGs Made	Failed to score inside RZ						
			In RZ	Scored					FGA	Down	Int	Fumb	Half	Game	
Sep 5, 2015	JACKSON STATE	W 70-14	9	8	56	8	4	4	0	0	0	1	0	0	0
Sep 12, 2015	at Alabama	L 10-37	3	2	10	1	0	1	1	0	0	0	1	0	0
Sep 19, 2015	CHARLOTTE	W 73-14	5	5	31	4	3	1	1	0	0	0	0	0	0
Sep 26, 2015	at Illinois	L 25-27	3	3	16	2	0	2	1	0	0	0	0	0	0
Totals			20	18	113	15	7	8	3	0	0	1	1	0	0
			18 of 20 (90.0%)												

Opponents Inside Middle Tennessee Red-Zone

Date	Opponent	Score	Times		Total Pts	Rush TDs	Pass TDs	FGs Made	Failed to score inside RZ						
			In RZ	Scored					FGA	Down	Int	Fumb	Half	Game	
Sep 5, 2015	JACKSON STATE	W 70-14	1	1	7	1	0	1	0	0	0	0	0	0	0
Sep 12, 2015	at Alabama	L 10-37	6	4	28	4	2	2	0	1	0	1	0	0	0
Sep 19, 2015	CHARLOTTE	W 73-14	2	1	7	1	1	0	0	1	0	0	0	0	0
Sep 26, 2015	at Illinois	L 25-27	6	3	17	2	1	1	1	1	2	0	0	0	0
Totals			15	9	59	8	4	4	1	3	2	1	0	0	0
			9 of 15 (60.0%)												

2015 Middle Tennessee Football
Middle Tennessee By-Quarter Statistics (as of Sep 27, 2015)
All games

3rd-Down Conversions

Date	Opponent	Score	Overall		1st Qtr		2nd Qtr		3rd Qtr		4th Qtr		Overtime	
Sep 5, 2015	JACKSON STATE	W 70-14	12-16	75.0	4-5	80.0	4-5	80.0	3-3	100.0	1-3	33.3		
Sep 12, 2015	at Alabama	L 10-37	6-19	31.6	2-5	40.0	3-7	42.9	0-4	0.0	1-3	33.3		
Sep 19, 2015	CHARLOTTE	W 73-14	6-14	42.9	2-3	66.7	0-3	0.0	3-5	60.0	1-3	33.3		
Sep 26, 2015	at Illinois	L 25-27	5-18	27.8	2-4	50.0	1-4	25.0	0-4	0.0	2-6	33.3		
	Middle Tennessee		29-67	43.3	10-17	58.8	8-19	42.1	6-16	37.5	5-15	33.3	0-0	0.0
	Opponents		20-64	31.2	4-18	22.2	4-12	33.3	8-18	44.4	4-16	25.0	0-0	0.0

4th-Down Conversions

Date	Opponent	Score	Overall		1st Qtr		2nd Qtr		3rd Qtr		4th Qtr		Overtime	
Sep 5, 2015	JACKSON STATE	W 70-14	0-0	0.0	0-0	0.0	0-0	0.0	0-0	0.0	0-0	0.0		
Sep 12, 2015	at Alabama	L 10-37	1-1	100.0	1-1	100.0	0-0	0.0	0-0	0.0	0-0	0.0		
Sep 19, 2015	CHARLOTTE	W 73-14	1-2	50.0	0-0	0.0	0-1	0.0	0-0	0.0	1-1	100.0		
Sep 26, 2015	at Illinois	L 25-27	3-3	100.0	0-0	0.0	0-0	0.0	0-0	0.0	3-3	100.0		
	Middle Tennessee		5-6	83.3	1-1	100.0	0-1	0.0	0-0	0.0	4-4	100.0	0-0	0.0
	Opponents		4-6	66.7	1-2	50.0	1-1	100.0	1-2	50.0	1-1	100.0	0-0	0.0

Time of Possession

Date	Opponent	Score	Overall		1st Qtr		2nd Qtr		3rd Qtr		4th Qtr		Overtime	
Sep 5, 2015	JACKSON STATE	W 70-14	35:23		7:51		9:57		9:53		7:42			
Sep 12, 2015	at Alabama	L 10-37	27:04		8:55		8:02		6:23		3:44			
Sep 19, 2015	CHARLOTTE	W 73-14	33:16		7:53		6:32		8:08		10:43			
Sep 26, 2015	at Illinois	L 25-27	30:42		6:47		9:33		4:33		9:49			
	Middle Tennessee	Total	126:25		31:26		34:04		28:57		31:58		0:00	
		Avg.	31:36		7:51		8:31		7:14		7:59		0:00	
	Opponents	Total	113:35		28:34		25:56		31:03		28:02		0:00	
		Avg.	28:23		7:08		6:29		7:45		7:00		0:00	

2015 Middle Tennessee Football
Middle Tennessee Individual Season/Career Statistics (as of Sep 27, 2015)
All games

	SEASON									CAREER								
Rushing	gp	att	gain	loss	net	avg	td	lg	avg/g	gp	att	gain	loss	net	avg	td	lg	avg/g
PARKER, Jordan	4	61	317	12	305	5.0	4	62	76.2	39	501	2527	80	2447	4.9	15	98	62.7
TUCKER, Shane	4	38	126	11	115	3.0	0	18	28.8	21	179	868	26	842	4.7	13	48	40.1
BRYSON, J.	4	22	94	0	94	4.3	2	13	23.5	34	185	888	25	863	4.7	11	49	25.4
ANDERSON, D.	2	14	70	3	67	4.8	1	9	33.5	2	14	70	3	67	4.8	1	9	33.5
GARNETT, Ruben	1	10	48	3	45	4.5	1	13	45.0	1	10	48	3	45	4.5	1	13	45.0
WILLIS, Jordan	2	5	37	0	37	7.4	0	14	18.5	3	5	37	0	37	7.4	0	14	12.3
GRAMMER, Austin	4	6	23	0	23	3.8	0	8	5.8	26	163	849	215	634	3.9	8	59	24.4
FRAZIER, D.	4	2	12	0	12	6.0	0	6	3.0	29	2	12	0	12	6.0	0	6	0.4
JAMES, Richie	4	2	16	4	12	6.0	0	16	3.0	4	2	16	4	12	6.0	0	16	3.0
TEAM	3	3	0	20	-20	-6.7	0	0	-6.7									
GENOVESE, Nolan	1	1	0	22	-22	-22.0	0	0	-22.0	3	1	0	22	-22	-22.0	0	0	-7.3
STOCKSTILL, B.	4	15	45	67	-22	-1.5	0	9	-5.5	5	17	45	71	-26	-1.5	0	9	-5.2
Total	4	179	788	142	646	3.6	8	62	161.5									
Opponents	4	136	607	125	482	3.5	5	41	120.5									
Passing	gp	effic	comp-att-int	pct	yds	td	lg	avg/g	gp	effic	comp-att-int	pct	yds	td	lg	avg/g		
STOCKSTILL, B.	4	167.49	98-141-2	69.5	1221	12	76	305.2	5	166.39	100-144-3	69.4	1262	12	76	252.4		
GRAMMER, Austin	4	177.67	4-6-0	66.7	40	1	15	10.0	26	132.00	246-390-14	63.1	2787	19	65	107.2		
TEAM	3	0.00	0-1-0	0.0	0	0	0	0.0										
Total	4	166.77	102-148-2	68.9	1261	13	76	315.2										
Opponents	4	103.66	91-165-7	55.2	923	5	69	230.8										
Receiving	gp	no.	yds	avg	td	lg	avg/g	gp	no.	yds	avg	td	lg	avg/g				
JAMES, Richie	4	34	352	10.4	1	63	88.0	4	34	352	10.4	1	63	88.0				
BATTIES, Ed	4	30	446	14.9	7	59	111.5	16	75	920	12.3	10	59	57.5				
PETTIS, Terry	4	8	238	29.8	2	76	59.5	28	32	601	18.8	3	76	21.5				
FRAZIER, D.	4	8	48	6.0	0	12	12.0	29	28	287	10.2	0	33	9.9				
COLLIS, C.	2	6	63	10.5	0	32	31.5	38	55	576	10.5	4	37	15.2				
PARKER, Jordan	4	6	23	3.8	0	8	5.8	39	41	268	6.5	1	66	6.9				
DUCKSWORTH, R.	4	4	33	8.2	1	15	8.2	4	4	33	8.2	1	15	8.2				
TUCKER, Shane	4	2	45	22.5	1	33	11.2	21	28	400	14.3	5	52	19.0				
WALKER, Tristan	1	1	10	10.0	0	10	10.0	2	1	10	10.0	0	10	5.0				
HAMILTON, Lucas	4	1	2	2.0	1	2	0.5	13	1	2	2.0	1	2	0.2				
BARRON, Tyler	4	1	1	1.0	0	1	0.2	14	5	51	10.2	0	14	3.6				
BRYSON, J.	4	1	0	0.0	0	0	0.0	34	37	255	6.9	1	49	7.5				
Total	4	102	1261	12.4	13	76	315.2											
Opponents	4	91	923	10.1	5	69	230.8											
Total Offense	g	plays	rush	pass	total	avg/g	g	plays	rush	pass	total	avg/g						
STOCKSTILL, B.	4	156	-22	1221	1199	299.8	5	161	-26	1262	1236	247.2						
PARKER, Jordan	4	61	305	0	305	76.2	39	501	2447	0	2447	62.7						
TUCKER, Shane	4	38	115	0	115	28.8	21	180	842	12	854	40.7						
BRYSON, J.	4	22	94	0	94	23.5	34	185	863	0	863	25.4						
ANDERSON, D.	2	14	67	0	67	33.5	2	14	67	0	67	33.5						
GRAMMER, Austin	4	12	23	40	63	15.8	26	553	634	2787	3421	131.6						
GARNETT, Ruben	1	10	45	0	45	45.0	1	10	45	0	45	45.0						
WILLIS, Jordan	2	5	37	0	37	18.5	3	5	37	0	37	12.3						
FRAZIER, D.	4	2	12	0	12	3.0	29	2	12	0	12	0.4						
JAMES, Richie	4	2	12	0	12	3.0	4	2	12	0	12	3.0						
TEAM	3	4	-20	0	-20	-6.7												
GENOVESE, Nolan	1	1	-22	0	-22	-22.0	3	1	-22	0	-22	-7.3						
Total	4	327	646	1261	1907	476.8												
Opponents	4	301	482	923	1405	351.2												

2015 Middle Tennessee Football
Middle Tennessee Individual Season/Career Statistics (as of Sep 27, 2015)
All games

Scoring	SEASON					CAREER												
	td	fg	PAT			dpx	saf	pts	td	fg	PAT			dpx	saf	pts		
kick	rush	rcv	pass	0-1	kick				rush	rcv	pass	0-1						
BATTIES, Ed	7	-	-	-	-	0-1	-	-	42	11	-	-	-	-	0-1	-	-	66
CLARK, Cody	-	3-5	23-23	-	-	-	-	-	32	-	24-36	115-115	-	-	-	-	-	187
PARKER, Jordan	4	-	-	-	-	-	-	-	24	16	-	-	-	1	-	-	-	98
BRYSON, J.	2	-	-	-	-	-	-	-	12	12	-	-	-	-	-	-	-	72
PETTIS, Terry	2	-	-	-	-	-	-	-	12	3	-	-	-	-	-	-	-	18
ANDERSON, D.	1	-	-	-	-	-	-	-	6	1	-	-	-	-	-	-	-	6
JAMES, Richie	1	-	-	-	-	-	-	-	6	1	-	-	-	-	-	-	-	6
TUCKER, Shane	1	-	-	-	-	-	-	-	6	18	-	-	-	-	-	-	-	108
GARNETT, Ruben	1	-	-	-	-	-	-	-	6	1	-	-	-	-	-	-	-	6
HARRIS, Darius	1	-	-	-	-	-	-	-	6	1	-	-	-	-	-	-	-	6
DUCKSWORTH, R.	1	-	-	-	-	-	-	-	6	1	-	-	-	-	-	-	-	6
SANDERS, DJ	1	-	-	-	-	-	-	-	6	1	-	-	-	-	-	-	-	6
HOWARD, J.	1	-	-	-	-	-	-	-	6	1	-	-	-	-	-	-	-	6
HAMILTON, Lucas	1	-	-	-	-	-	-	-	6	1	-	-	-	-	-	-	-	6
TEAM	-	-	-	-	-	-	-	1	2									
Total	24	3-5	23-23	-	-	0-1	-	1	178									
Opponents	12	2-7	12-12	-	-	-	-	1	92									

Punt Returns	no.	yds	avg	td	lg	no.	yds	avg	td	lg
BATTIES, Ed	9	36	4.0	0	19	24	165	6.9	1	61
BRYSON, J.	2	24	12.0	0	23	2	24	12.0	0	23
Total	11	60	5.5	0	23					
Opponents	10	100	10.0	1	24					

Kick Returns	no.	yds	avg	td	lg	no.	yds	avg	td	lg
BRYSON, J.	11	278	25.3	0	34	11	278	25.3	0	34
JAMES, Richie	1	18	18.0	0	18	1	18	18.0	0	18
Total	12	296	24.7	0	34					
Opponents	21	438	20.9	1	50					

Interceptions	no.	yds	avg	td	lg	no.	yds	avg	td	lg
CUTRER, Jeremy	3	113	37.7	0	77	3	113	37.7	0	77
HARGES, Myles	1	11	11.0	0	11	1	11	11.0	0	11
HARRIS, Darius	1	42	42.0	1	42	1	42	42.0	1	42
SANDERS, DJ	1	75	75.0	1	75	2	75	37.5	1	75
BYARD, Kevin	1	0	0.0	0	0	16	327	20.4	4	77
Total	7	241	34.4	2	77					
Opponents	2	0	0.0	0	0					

Fumble Returns	no.	yds	avg	td	lg	no.	yds	avg	td	lg
WATT, Quay	1	3	3.0	0	3	1	3	3.0	0	3
HOWARD, J.	0	0	0.0	1	0	0	0	0.0	1	0
Total	1	3	3.0	1	3					
Opponents	1	23	23.0	0	17					

2015 Middle Tennessee Football
Middle Tennessee Individual Season/Career Statistics (as of Sep 27, 2015)
All games

All Purpose	SEASON								CAREER							
	g	rush	rcv	pr	kr	ir	total	avg/g	g	rush	rcv	pr	kr	ir	total	avg/g
BATTIES, Ed	4	0	446	36	0	0	482	120.5	16	28	920	165	95	0	1208	75.5
BRYSON, J.	4	94	0	24	278	0	396	99.0	34	863	255	24	278	0	1420	41.8
JAMES, Richie	4	12	352	0	18	0	382	95.5	4	12	352	0	18	0	382	95.5
PARKER, Jordan	4	305	23	0	0	0	328	82.0	39	2447	268	0	0	0	2715	69.6
PETTIS, Terry	4	0	238	0	0	0	238	59.5	28	0	601	0	0	0	601	21.5
TUCKER, Shane	4	115	45	0	0	0	160	40.0	21	842	400	0	0	0	1242	59.1
CUTRER, Jerem	4	0	0	0	0	113	113	28.2	4	0	0	0	0	113	113	28.2
SANDERS, DJ	4	0	0	0	0	75	75	18.8	16	0	0	0	0	75	75	4.7
ANDERSON, D.	2	67	0	0	0	0	67	33.5	2	67	0	0	0	0	67	33.5
COLLIS, C.	2	0	63	0	0	0	63	31.5	38	0	576	0	0	0	576	15.2
FRAZIER, D.	4	12	48	0	0	0	60	15.0	29	12	287	0	0	0	299	10.3
GARNETT, Rube	1	45	0	0	0	0	45	45.0	1	45	0	0	0	0	45	45.0
HARRIS, Darius	4	0	0	0	0	42	42	10.5	4	0	0	0	0	42	42	10.5
WILLIS, Jordan	2	37	0	0	0	0	37	18.5	3	37	0	0	0	0	37	12.3
DUCKSWORTH,	4	0	33	0	0	0	33	8.2	4	0	33	0	0	0	33	8.2
GRAMMER, Aust	4	23	0	0	0	0	23	5.8	26	634	12	0	0	0	646	24.8
HARGES, Myles	2	0	0	0	0	11	11	5.5	2	0	0	0	0	11	11	5.5
WALKER, Trista	1	0	10	0	0	0	10	10.0	2	0	10	0	0	0	10	5.0
HAMILTON, Luc	4	0	2	0	0	0	2	0.5	13	0	2	0	0	0	2	0.2
BARRON, Tyler	4	0	1	0	0	0	1	0.2	14	0	51	0	9	0	60	4.3
TEAM	3	-20	0	0	0	0	-20	-6.7								
STOCKSTILL, B.	4	-22	0	0	0	0	-22	-5.5	5	-26	0	0	0	0	-26	-5.2
GENOVESE, Nol	1	-22	0	0	0	0	-22	-22.0	3	-22	0	0	0	0	-22	-7.3
Total	4	646	1261	60	296	241	2504	626.0								
Opponents	4	482	923	100	438	0	1943	485.8								

Field Goals	att	good	long	blkd	att	good	long	blkd
CLARK, Cody	5	3	42	0	36	24	43	1
Total	5	3	42	0				
Opponents	7	2	51	1				

Punting	no.	yds	avg	lg	blk	no.	yds	avg	lg	blk
OWENS, Trevor	20	792	39.6	68	1	20	792	39.6	68	1
TEAM	2	0	0.0	0	1					
BONADIES, Matt	1	38	38.0	38	0	1	38	38.0	38	0
Total	23	830	36.1	68	2					
Opponents	30	1186	39.5	53	0					

Kickoffs	no.	yds	avg	tb	ob	no.	yds	avg	tb	ob
ROOKER, Canon	29	1791	61.8	10	0	99	5996	60.6	33	0
OWENS, Trevor	1	46	46.0	0	0	1	46	46.0	0	0
Total	30	1837	61.2	10	0					
Opponents	19	1188	62.5	7	0					

