

13 SEC CHAMPIONSHIPS » 49 BOWL GAMES » 89 ALL-AMERICANS » 43 NFL 1ST-ROUND PICKS

TENNESSEE (4-6) at VANDERBILT (6-4)

NOV. 17, 2012 » VANDERBILT STADIUM » NASHVILLE, TENN. » 7:00 P.M. EST

THE MATCHUP

TENNESSEE vs VANDERBILT



THE BASICS

2012 RECORD	2012 RECORD
4-6, 0-6 SEC	6-4, 4-3 SEC
Current Rank: --/--	Current Rank: --/--
Points/Game: 37.9	Points/Game: 25.6
Points Allowed/Game: 37.0	Points Allowed/Game: 18.0
Rush Yds/Game: 161.1	Rush Yds/Game: 166.0
TDs (Rush/Pass): 17/30	TDs (Rush/Pass): 17/10
Pass Yds/Game: 290.7	Pass Yds/Game: 217.7
Total Off./Game: 495.1	Total Off./Game: 383.7
Total Def./Game: 481.8	Total Def./Game: 330.4

STATISTICAL LEADERS

RUSHING	RUSHING
#20 Rajion Neal (134-594, 5 TD, 74.2 ypg)	#2 Zac Stacy (144-769, 6 TD, 76.9 ypg)
PASSING	PASSING
#8 Tyler Bray (237-388, 3216 yds, 61.1% 29 TD, 10 INT, 321.6 ypg)	#11 Jordan Rodgers (144-244, 1945 yds, 59% 9 TD, 3 INT, 216.1 ypg)
RECEIVING	RECEIVING
#11 Justin Hunter (65-979, 8 TD, 97.9 ypg)	#87 Jordan Matthews (70-1003, 5 TD, 100.3 ypg)
#84 Cordarrelle Patterson (39-638, 4 TD, 62.8 ypg)	#80 Chris Boyd (40-686, 3 TD, 68.6 ypg)
DEFENSE	DEFENSE
#45 A.J. Johnson (112 tkls, 4.5 TFL, 6 QBH)	#1 Kenny Ladler (65 tkls, 2.5 TFL, 1 SK)
#3 Byron Moore (81 tkls, 2.0 TFL, 4 INT)	#31 Javon Marshall (65 tkls, 2.0 TFL, 1 FF)

INSIDE THE SERIES

Overall: UT, 73-27-5	UT All-Time Record:
In Knoxville: UT, 37-10-1	798-353-53 (.685)
In Nashville: UT, 36-17-4	

AT FIRST GLANCE

THE VANDERBILT GAME

■ Saturday's game represents the 106th all-time meeting between Tennessee and Vanderbilt and the 58th in Nashville.

■ Tennessee is 73-27-5 vs. the Commodores all-time, including a 36-17-4 record in Nashville and a 37-10-1 mark in Knoxville. The 73 wins over Vanderbilt are the second-most over any opponent in school history (74 vs. Kentucky).

■ The 105 meetings with Vanderbilt are the second-most for the Vols against a single opponent. Tennessee has only played Kentucky more, facing off against the Wildcats 107 times since 1893.

■ Tennessee has won six consecutive games over Vanderbilt, including a 27-21 overtime victory at Neyland Stadium in 2011. The last loss to the Commodores for UT was a 28-24 loss in Knoxville in 2005.

■ UT has also won 28 of the last 29 meetings over Vanderbilt since 1983 and 34 of the last 36 matchups since 1976.

■ The Vols have won 14 consecutive games over the Commodores in Nashville from 1984-2010.

■ The Vols are averaging 30.4 points per game vs. the Commodores in the last 14 matchups since 1998.

EXPLOSIVE OFFENSE

■ The Vols have scored 379 points in 10 games this season, the third-highest point total in school history through 10 games and the most since 1995. UT is second in the SEC in scoring offense (37.9 ppg).

■ Most Points, First Nine Games, UT History

409 points	1993
399 points	1995
379 points	2012

■ Tennessee has scored at least 40 points five times in 2012, the most in a season since the 1996 team also recorded five 40-plus games. The 1990 and 1993 UT squads share the school record with seven games of 40-plus points.

■ Tennessee also has 4,951 yards of total offense (2nd in SEC) through 10 games, two yards behind the most in school history at that point, a total of 4,953 yards by the 1997 squad through 10 games.

■ Most Total Offense, First 10 Games, UT History

4,953 yards	1997
4,951 yards	2012
4,759 yards	1993

■ The Vols have five games of 500-plus yards of total offense this year, the most since the 1996 Vols posted 500-plus yards of offense in six games.

■ Tennessee has a combined 1,303 yards of total offense in the last two games, a school record for most total offense in consecutive games.

■ UT has almost 1,000 yards more of total offense than the 2011 team (4,951 in 2012, 3,992 in 2011).

2012 » SCHEDULE & RECORD

THE RECORD	OVERALL RECORD:	4-6
	SEC	0-6
	NON-CONFERENCE	4-0
	HOME	3-3
	AWAY	0-3
	NEUTRAL	1-0

► THE SCHEDULE

DATE	OPPONENT (TV)	TIME/RESULT
Aug. 31	vs. NC State ^ (ESPNU)	W, 35-21
Sept. 8	Georgia State (PPV)	W, 51-13
Sept. 15	#18 Florida * (ESPN)	L, 20-37
Sept. 22	Akron (CSS)	W, 47-26
Sept. 29	at #5 Georgia * (CBS)	L, 44-51
Oct. 13	at #19 Miss. St. * (ESPN2)	L, 31-41
Oct. 20	#1 Alabama * (ESPN)	L, 13-44
Oct. 27	at #17 S. Carolina * (ESPN) L,	35-38
Nov. 3	Troy (FSN)	W, 55-48
Nov. 10	Missouri * (SEC)	L, 48-51 (4 OT)
Nov. 17	at Vanderbilt * (ESPN2)	7 p.m.
Nov. 24	Kentucky *	TBA

* Southeastern Conference game

^ Chick-fil-A Kickoff Game *All times Eastern*

► ON THE AIR

TELEVISION

■ ESPN2

- Mark Jones (play-by-play)
- Brock Huard (color analyst)
- Jessica Mendoza (sideline)
- Jim Zirolli (producer)



ONLINE

- www.WatchESPN.com



RADIO

■ Vol Network

- Bob Kesling (play-by-play)
- Tim Priest (color analyst)
- Andy Kelly (sideline)
- John Wilkerson (studio host)



SATELLITE RADIO

- Sirius Premier Channel 112
- XM Channel 198



TELEVISION (Delay)

■ SPORTSOUTH

- Sunday, Nov. 18 (10 p.m.)
- MYVLT
- Sunday, Nov. 18 (7 p.m.)



A TENNESSEE WIN WOULD...

- T** Improve the Vols to 78-15 in November since 1990 and 8-3 during the month since 2010.
- T** Mark the seventh consecutive win over Vanderbilt since 2006 and the 15th consecutive over the Commodores in Nashville since 1984.
- T** Represent the 29th win over Vanderbilt in the last 30 meetings since 1983 and the 35th in the last 37th games vs. the Commodores since 1976.
- T** Mark the 799th victory in UT history, one win shy of becoming the eighth program to reach 800 wins.

2012 TENNESSEE FOOTBALL MEDIA RELATIONS CONTACTS

Jimmy Stanton	Associate AD - Communications	Cell: 865.306.2052	Email: JimmyStanton@utk.edu	Twitter: @JimmyStanton
Jason Yellin	Assistant AD - Media Relations	Cell: 865.314.0273	Email: JYellin@utk.edu	Twitter: @JasonYellin
Cameron Harris	Associate Media Relations Director	Cell: 817.408.7604	Email: CHarri48@utk.edu	Twitter: @CHarrisUT
Betsy Devine	Assistant Media Relations Director	Cell: 508.223.6667	Email: BetsyDevine@utk.edu	Twitter: @BetsyDevine
Mary-Carter Kniffen	Asst. Media Relations Dir. (Credentials)	Cell: 804.516.6337	Email: MaryCarter@utk.edu	Twitter: @MCKniffen



DEPTH CHART NOTES: OFFENSE

QB		#8 TYLER BRAY 6-6, 215, JR., KINGSBURG, CALIF.	<ul style="list-style-type: none"> Preseason Award Watch Lists: Maxwell, Manning, Camp, O'Brien Awards On UT career charts: TD Pass (4th/64); Yds (4th/7,048), Comp. (5th/509) 3 400-yd gms this yr: Troy (school-record 530), Mizou (404), Akron (401) Last three games: 1,302 yards (434 ypg) on 93-of-144 with 13 TDs 	<table border="1"> <thead> <tr> <th>Year</th> <th>GP/GS</th> <th>Cmp</th> <th>Att</th> <th>Yds</th> <th>TD/Int</th> </tr> </thead> <tbody> <tr> <td>2012</td> <td>10/10</td> <td>237</td> <td>388</td> <td>3216</td> <td>29/10</td> </tr> <tr> <td>Car.</td> <td>26/22</td> <td>509</td> <td>859</td> <td>7048</td> <td>64/26</td> </tr> <tr> <td colspan="6">Car. Highs: Cmp: 37, Att: 54, Yds: 530, TD: 5</td> </tr> </tbody> </table>	Year	GP/GS	Cmp	Att	Yds	TD/Int	2012	10/10	237	388	3216	29/10	Car.	26/22	509	859	7048	64/26	Car. Highs: Cmp: 37, Att: 54, Yds: 530, TD: 5									
		Year	GP/GS	Cmp	Att	Yds	TD/Int																									
2012	10/10	237	388	3216	29/10																											
Car.	26/22	509	859	7048	64/26																											
Car. Highs: Cmp: 37, Att: 54, Yds: 530, TD: 5																																
TB		#14 JUSTIN WORLEY 6-4, 213, SO., ROCK HILL, S.C.	<ul style="list-style-type: none"> Played final two series vs. #1 Alabama, completed 3-of-4 for 19 yards Started 3 games at QB as true freshman in 2011 (Oct. 29-Nov. 12, 2011) First college win vs. MTSU (11/5/11) with 291 yards on 23-of-32 and a TD 	<table border="1"> <thead> <tr> <th>Year</th> <th>GP/GS</th> <th>Cmp</th> <th>Att</th> <th>Yds</th> <th>TD/Int</th> </tr> </thead> <tbody> <tr> <td>2012</td> <td>3/0</td> <td>7</td> <td>12</td> <td>85</td> <td>0/1</td> </tr> <tr> <td>Career</td> <td>7/3</td> <td>55</td> <td>99</td> <td>687</td> <td>1/4</td> </tr> <tr> <td colspan="6">Car. Highs: Att: 32, Cmp: 23, Yds: 291, TD: 1</td> </tr> </tbody> </table>	Year	GP/GS	Cmp	Att	Yds	TD/Int	2012	3/0	7	12	85	0/1	Career	7/3	55	99	687	1/4	Car. Highs: Att: 32, Cmp: 23, Yds: 291, TD: 1									
		Year	GP/GS	Cmp	Att	Yds	TD/Int																									
2012	3/0	7	12	85	0/1																											
Career	7/3	55	99	687	1/4																											
Car. Highs: Att: 32, Cmp: 23, Yds: 291, TD: 1																																
OR		#15 MARLIN LANE 5-11, 205, SO., DAYTONA BEACH, FLA.	<ul style="list-style-type: none"> In second game back in action vs. Mizou, 62 rushing yds & 8-yd TD rec. Back-to-back 100-yd rush gms (151 vs. Akron, 104 vs. UGA) 1st 2 of career Second career multi-TD game with two vs. UGA (10-yard rec, 9-yard run) Career-high 151 rushing yards vs. Akron, fourth TD of season on TD catch 	<table border="1"> <thead> <tr> <th>Year</th> <th>GP/GS</th> <th>Rush</th> <th>Yds</th> <th>Avg</th> <th>TD</th> <th>Lg</th> </tr> </thead> <tbody> <tr> <td>2012</td> <td>10/4</td> <td>94</td> <td>475</td> <td>5.1</td> <td>2</td> <td>42</td> </tr> <tr> <td>Car.</td> <td>22/4</td> <td>169</td> <td>755</td> <td>4.5</td> <td>4</td> <td>45</td> </tr> <tr> <td colspan="7">Car. Highs: Rushes: 19, Yds: 132, TD: 2</td> </tr> </tbody> </table>	Year	GP/GS	Rush	Yds	Avg	TD	Lg	2012	10/4	94	475	5.1	2	42	Car.	22/4	169	755	4.5	4	45	Car. Highs: Rushes: 19, Yds: 132, TD: 2						
		Year	GP/GS	Rush	Yds	Avg	TD	Lg																								
2012	10/4	94	475	5.1	2	42																										
Car.	22/4	169	755	4.5	4	45																										
Car. Highs: Rushes: 19, Yds: 132, TD: 2																																
FB		#19 DEVRIN YOUNG 5-8, 172, SO., KNOXVILLE, TENN.	<ul style="list-style-type: none"> Returned to play vs. Mizou, after sitting out vs. Troy with a concussion Gained 415 all-purpose yards in 2012 (142 KR, 140 Rush, 124 PR, 9 Rec) Career-highs with 13 carries for 58 yards at #19 Miss State 	<table border="1"> <thead> <tr> <th>Year</th> <th>GP/GS</th> <th>Rush</th> <th>Yds</th> <th>Avg</th> <th>TD</th> <th>Lg</th> </tr> </thead> <tbody> <tr> <td>2012</td> <td>10/5</td> <td>9</td> <td>79</td> <td>8.8</td> <td>1</td> <td>13</td> </tr> <tr> <td>Car.</td> <td>29/12</td> <td>15</td> <td>133</td> <td>8.9</td> <td>1</td> <td>18</td> </tr> <tr> <td colspan="7">Car. Highs: Rec: 2, Yds: 21, TDs: 1</td> </tr> </tbody> </table>	Year	GP/GS	Rush	Yds	Avg	TD	Lg	2012	10/5	9	79	8.8	1	13	Car.	29/12	15	133	8.9	1	18	Car. Highs: Rec: 2, Yds: 21, TDs: 1						
		Year	GP/GS	Rush	Yds	Avg	TD	Lg																								
2012	10/5	9	79	8.8	1	13																										
Car.	29/12	15	133	8.9	1	18																										
Car. Highs: Rec: 2, Yds: 21, TDs: 1																																
X		#39 BEN BARTHOLOMEW 6-2, 251, SR.-RS, NASHVILLE, TENN.	<ul style="list-style-type: none"> Seeing action at fullback and H-back; Has 9 catches for 78 yds in 2012 First-career touchdown on a 10-yard catch at #19 Mississippi State Member of Vols track & field team in 2010, competing in shot put 3rd-generation Vol, brother Will (1998-2001), Grandpa Sam (1937-39) 	<table border="1"> <thead> <tr> <th>Year</th> <th>GP/GS</th> <th>Rec</th> <th>Yds</th> <th>Avg</th> <th>TD</th> <th>Lg</th> </tr> </thead> <tbody> <tr> <td>2012</td> <td>10/5</td> <td>9</td> <td>79</td> <td>8.8</td> <td>1</td> <td>13</td> </tr> <tr> <td>Car.</td> <td>29/12</td> <td>15</td> <td>133</td> <td>8.9</td> <td>1</td> <td>18</td> </tr> <tr> <td colspan="7">Car. Highs: Rec: 2, Yds: 21, TDs: 1</td> </tr> </tbody> </table>	Year	GP/GS	Rec	Yds	Avg	TD	Lg	2012	10/5	9	79	8.8	1	13	Car.	29/12	15	133	8.9	1	18	Car. Highs: Rec: 2, Yds: 21, TDs: 1						
		Year	GP/GS	Rec	Yds	Avg	TD	Lg																								
2012	10/5	9	79	8.8	1	13																										
Car.	29/12	15	133	8.9	1	18																										
Car. Highs: Rec: 2, Yds: 21, TDs: 1																																
Z		#38 JUSTIN KING 6-2, 225, FR., DUNWOODY, GA.	<ul style="list-style-type: none"> Made Vols' debut vs. Georgia State playing Wildcat QB, rushed once Converted LB, moved to offense during fall camp, also plays Wildcat QB Played QB, RB, OLB at Dunwoody H.S., rushing for 800 yards 	<table border="1"> <thead> <tr> <th>Year</th> <th>GP/GS</th> <th>Rush</th> <th>Yds</th> <th>Avg</th> <th>TD</th> <th>Lg</th> </tr> </thead> <tbody> <tr> <td>2012</td> <td>6/0</td> <td>2</td> <td>18</td> <td>9.0</td> <td>0</td> <td>18</td> </tr> <tr> <td>Car.</td> <td>6/0</td> <td>2</td> <td>18</td> <td>9.0</td> <td>0</td> <td>18</td> </tr> <tr> <td colspan="7">Car. Highs: Rush: 1, Yds: 18, TDs: 0</td> </tr> </tbody> </table>	Year	GP/GS	Rush	Yds	Avg	TD	Lg	2012	6/0	2	18	9.0	0	18	Car.	6/0	2	18	9.0	0	18	Car. Highs: Rush: 1, Yds: 18, TDs: 0						
		Year	GP/GS	Rush	Yds	Avg	TD	Lg																								
2012	6/0	2	18	9.0	0	18																										
Car.	6/0	2	18	9.0	0	18																										
Car. Highs: Rush: 1, Yds: 18, TDs: 0																																
TE		#84 CORDARRELLE PATTERSON 6-3, 205, JR., ROCK HILL, S.C.	<ul style="list-style-type: none"> 1453 all-purp. yds (145.3pg), 1st in SEC/24th in NCAA; 9th most in yr at UT 275 all-purpose yds with 4th-most rec. yards (219) in UT history vs. Troy 5th Vol w/ Return & Rush/Rec TD in same game with 98 KOR, 11 Rec at MSU #1 JUOCO prospect in nation by 247Sports.com; 5-star by 247Sports & Scout 	<table border="1"> <thead> <tr> <th>Year</th> <th>GP/GS</th> <th>Rec</th> <th>Yds</th> <th>Avg</th> <th>TD</th> <th>Lg</th> </tr> </thead> <tbody> <tr> <td>2012</td> <td>10/10</td> <td>39</td> <td>638</td> <td>16.4</td> <td>4</td> <td>58</td> </tr> <tr> <td>Car.</td> <td>109/10</td> <td>219</td> <td>219</td> <td>16.4</td> <td>4</td> <td>58</td> </tr> <tr> <td colspan="7">Car. Highs: Rec: 9, Yds: 219, Rec TDs: 2, Rushes: 3, Yds: 72, Rush TDs: 1</td> </tr> </tbody> </table>	Year	GP/GS	Rec	Yds	Avg	TD	Lg	2012	10/10	39	638	16.4	4	58	Car.	109/10	219	219	16.4	4	58	Car. Highs: Rec: 9, Yds: 219, Rec TDs: 2, Rushes: 3, Yds: 72, Rush TDs: 1						
		Year	GP/GS	Rec	Yds	Avg	TD	Lg																								
2012	10/10	39	638	16.4	4	58																										
Car.	109/10	219	219	16.4	4	58																										
Car. Highs: Rec: 9, Yds: 219, Rec TDs: 2, Rushes: 3, Yds: 72, Rush TDs: 1																																
LT		#83 ZACH ROGERS 6-0, 172, SR., NASHVILLE, TENN.	<ul style="list-style-type: none"> T-Vols record with 3 rec. TDs at #17 SC, w/6 catches for career-hi 107 yds Has single-season career highs of 29 yards, 449 rec. yards and 3 rec. TDs Opened yr w/ 87 rec. yds. w/career-high tying 72 yd TD vs. NC State. 	<table border="1"> <thead> <tr> <th>Year</th> <th>GP/GS</th> <th>Rec</th> <th>Yds</th> <th>Avg</th> <th>TD</th> <th>Lg</th> </tr> </thead> <tbody> <tr> <td>2012</td> <td>10/6</td> <td>29</td> <td>449</td> <td>15.5</td> <td>5</td> <td>72</td> </tr> <tr> <td>Car.</td> <td>46/15</td> <td>60</td> <td>864</td> <td>14.4</td> <td>7</td> <td>72</td> </tr> <tr> <td colspan="7">Car. Highs: Rec: 6, Yds: 107, TD: 3</td> </tr> </tbody> </table>	Year	GP/GS	Rec	Yds	Avg	TD	Lg	2012	10/6	29	449	15.5	5	72	Car.	46/15	60	864	14.4	7	72	Car. Highs: Rec: 6, Yds: 107, TD: 3						
		Year	GP/GS	Rec	Yds	Avg	TD	Lg																								
2012	10/6	29	449	15.5	5	72																										
Car.	46/15	60	864	14.4	7	72																										
Car. Highs: Rec: 6, Yds: 107, TD: 3																																
LG		#11 JUSTIN HUNTER 6-4, 200, JR., VIRGINIA BEACH, VA.	<ul style="list-style-type: none"> On Biletnikoff Watch List; Leads Vols with 65 catches for 979 yards, 8 TDs 3rd in SEC in catches per game (6.5) and 3rd in rec. yards per game (97.9) Tied UT record for receiving TDs in game (3), twice this yr. (Akron, Troy) 8 career 100-yard rec gms (3rd all-time at UT) w/4 this yr (181/Troy, 146/GSU) 	<table border="1"> <thead> <tr> <th>Year</th> <th>GP/GS</th> <th>Rec</th> <th>Yds</th> <th>Avg</th> <th>TD</th> <th>Lg</th> </tr> </thead> <tbody> <tr> <td>2012</td> <td>10/10</td> <td>65</td> <td>979</td> <td>15.1</td> <td>8</td> <td>46</td> </tr> <tr> <td>Car.</td> <td>26/14</td> <td>98</td> <td>1708</td> <td>17.4</td> <td>17</td> <td>81</td> </tr> <tr> <td colspan="7">Car. Highs: Rec: 10, Yds: 181, TDs: 3</td> </tr> </tbody> </table>	Year	GP/GS	Rec	Yds	Avg	TD	Lg	2012	10/10	65	979	15.1	8	46	Car.	26/14	98	1708	17.4	17	81	Car. Highs: Rec: 10, Yds: 181, TDs: 3						
		Year	GP/GS	Rec	Yds	Avg	TD	Lg																								
2012	10/10	65	979	15.1	8	46																										
Car.	26/14	98	1708	17.4	17	81																										
Car. Highs: Rec: 10, Yds: 181, TDs: 3																																
RT		#6 VINCENT DALLAS 5-11, 187, SO., ELLENWOOD, GA.	<ul style="list-style-type: none"> Best game of career w/ 3 catches for 78 yds including 61 rec TD at #17 SC Eight catches for 131 yards with a TD; Listed as back-up since Akron gm Returned to WR after playing as a DB for nearly all of training camp 	<table border="1"> <thead> <tr> <th>Year</th> <th>GP/GS</th> <th>Rec</th> <th>Yds</th> <th>Avg</th> <th>TD</th> <th>Lg</th> </tr> </thead> <tbody> <tr> <td>2012</td> <td>10/0</td> <td>8</td> <td>131</td> <td>16.4</td> <td>1</td> <td>61</td> </tr> <tr> <td>Car.</td> <td>21/0</td> <td>11</td> <td>168</td> <td>15.3</td> <td>0</td> <td>61</td> </tr> <tr> <td colspan="7">Car. Highs: Rec: 3, Yds: 78, TDs: 1</td> </tr> </tbody> </table>	Year	GP/GS	Rec	Yds	Avg	TD	Lg	2012	10/0	8	131	16.4	1	61	Car.	21/0	11	168	15.3	0	61	Car. Highs: Rec: 3, Yds: 78, TDs: 1						
		Year	GP/GS	Rec	Yds	Avg	TD	Lg																								
2012	10/0	8	131	16.4	1	61																										
Car.	21/0	11	168	15.3	0	61																										
Car. Highs: Rec: 3, Yds: 78, TDs: 1																																
RG		#81 MYCHAL RIVERA 6-3, 244, SR.-RS, VALENCIA, CALIF.	<ul style="list-style-type: none"> Named to John Mackey Award Midseason watch list for nation's top TE 3rd on Vols in catches with 30 and 3rd in yards with 485 with 4 TDs Career-hi 10 catches for career-high 129 yards with a 21-yd TD vs. Mizou On 22nd birthday, had 2nd-career TD on 19-yd rec; had 4-70 rec. vs. GSU 	<table border="1"> <thead> <tr> <th>Year</th> <th>GP/GS</th> <th>Rec</th> <th>Yds</th> <th>Avg</th> <th>TD</th> <th>Lg</th> </tr> </thead> <tbody> <tr> <td>2012</td> <td>10/8</td> <td>30</td> <td>485</td> <td>16.2</td> <td>4</td> <td>62</td> </tr> <tr> <td>Car.</td> <td>35/20</td> <td>70</td> <td>941</td> <td>13.4</td> <td>5</td> <td>62</td> </tr> <tr> <td colspan="7">Car. Highs: Rec: 10, Yds: 129, TDs: 1</td> </tr> </tbody> </table>	Year	GP/GS	Rec	Yds	Avg	TD	Lg	2012	10/8	30	485	16.2	4	62	Car.	35/20	70	941	13.4	5	62	Car. Highs: Rec: 10, Yds: 129, TDs: 1						
		Year	GP/GS	Rec	Yds	Avg	TD	Lg																								
2012	10/8	30	485	16.2	4	62																										
Car.	35/20	70	941	13.4	5	62																										
Car. Highs: Rec: 10, Yds: 129, TDs: 1																																
C		#85 BRENDAN DOWNS 6-5, 254, SO, BRISTOL, TENN.	<ul style="list-style-type: none"> Backup TE, played last 8 gms after missing first two gms of yr with knee Three catches for 39 yards in 2012; Season-long 18-yard catch vs. Mizou 15-yd catch vs. #1 Bama; First-career TD on a 6-yard rec vs. Akron (9/22) 	<table border="1"> <thead> <tr> <th>Year</th> <th>GP/GS</th> <th>Rec</th> <th>Yds</th> <th>Avg</th> <th>TD</th> <th>Lg</th> </tr> </thead> <tbody> <tr> <td>2012</td> <td>8/1</td> <td>3</td> <td>39</td> <td>13.0</td> <td>1</td> <td>18</td> </tr> <tr> <td>Car.</td> <td>16/2</td> <td>6</td> <td>73</td> <td>12.2</td> <td>1</td> <td>21</td> </tr> <tr> <td colspan="7">Car. Highs: Rec: 2, Yds: 32, TDs: 1</td> </tr> </tbody> </table>	Year	GP/GS	Rec	Yds	Avg	TD	Lg	2012	8/1	3	39	13.0	1	18	Car.	16/2	6	73	12.2	1	21	Car. Highs: Rec: 2, Yds: 32, TDs: 1						
		Year	GP/GS	Rec	Yds	Avg	TD	Lg																								
2012	8/1	3	39	13.0	1	18																										
Car.	16/2	6	73	12.2	1	21																										
Car. Highs: Rec: 2, Yds: 32, TDs: 1																																
RT		#74 ANTONIO RICHARDSON 6-6, 332, SO., NASHVILLE, TENN.	<ul style="list-style-type: none"> Helped Vols to 495.1 yards per game of offense; including school-record 718 vs. Troy Aided Vols five games with 500-plus yards of offense; most since six games with 500+ in 1997 Held South Carolina's Jadeveon Clowney in check until late in the fourth quarter in Columbia In 2011, all 12 games, part of field goal offensive line and backup to Dallas Thomas at left tackle 	<table border="1"> <thead> <tr> <th>Year</th> <th>GP/GS</th> </tr> </thead> <tbody> <tr> <td>2012</td> <td>10/10</td> </tr> <tr> <td>Car.</td> <td>22/10</td> </tr> </tbody> </table>	Year	GP/GS	2012	10/10	Car.	22/10																						
		Year	GP/GS																													
2012	10/10																															
Car.	22/10																															
RT		#67 ALAN POSEY 6-5, 321, FR.-RS, ATHENS, GA.	<ul style="list-style-type: none"> Made college debut vs. Georgia State; Redshirted as a true freshman in 2011 Played at Clarke Central HS, same HS as Derek Dooley and current Vols TB Quenshaun Watson ESPN: 4-star (No. 15 overall offensive tackle) in 2011. 	<table border="1"> <thead> <tr> <th>Year</th> <th>GP/GS</th> </tr> </thead> <tbody> <tr> <td>2012</td> <td>1/0</td> </tr> </tbody> </table>	Year	GP/GS	2012	1/0																								
		Year	GP/GS																													
2012	1/0																															
RT		#71 DALLAS THOMAS 6-5, 310, SR.-RS, BATON ROUGE, LA.	<ul style="list-style-type: none"> On Outland Trophy Watch List for 2012; Member of Senior Bowl Watch List for 2012 Named to 2012 Preseason All-SEC Teams by SEC Coaches; also 3rd team by Lindy's & Phil Steele Started last 35 games in a row, 10 this season at left guard and previous 25 at left tackle Moved to left guard after starting 25 games in a row at left tackle, all 12 in 2011 and 13 in 2010 	<table border="1"> <thead> <tr> <th>Year</th> <th>GP/GS</th> </tr> </thead> <tbody> <tr> <td>2012</td> <td>10/10</td> </tr> <tr> <td>Car.</td> <td>48/35</td> </tr> </tbody> </table>	Year	GP/GS	2012	10/10	Car.	48/35																						
		Year	GP/GS																													
2012	10/10																															
Car.	48/35																															
RT		#68 MARCUS JACKSON 6-2, 310, SO., VERO BEACH, FLA.	<ul style="list-style-type: none"> 2011 Phil Steele Freshman All-American First Team; 2011 SEC All-Freshman Team Selection Played all 12 games in 2011, was one of 16 true freshmen to play for Vols Started last five games of 2011 at left guard; part of field goal PAT offensive line unit all 12 games 	<table border="1"> <thead> <tr> <th>Year</th> <th>GP/GS</th> </tr> </thead> <tbody> <tr> <td>2012</td> <td>10/0</td> </tr> <tr> <td>Car.</td> <td>22/6</td> </tr> </tbody> </table>	Year	GP/GS	2012	10/0	Car.	22/6																						
		Year	GP/GS																													
2012	10/0																															
Car.	22/6																															
RT		#64 JAMES STONE 6-3, 300, JR., NASHVILLE, TENN.	<ul style="list-style-type: none"> Regained starting center role in preseason camp after starting first six games of 2011 at center A left-hander, Stone is snapping under center with right hand and shotgun snaps with left hand Started seven games overall in 2011 including one at left guard; played in nine overall games 2010 Sporting News and FWAA Freshman All-American, starting eight games (five at center) 	<table border="1"> <thead> <tr> <th>Year</th> <th>GP/GS</th> </tr> </thead> <tbody> <tr> <td>2012</td> <td>10/10</td> </tr> <tr> <td>Car.</td> <td>31/25</td> </tr> </tbody> </table>	Year	GP/GS	2012	10/10	Car.	31/25																						
		Year	GP/GS																													
2012	10/10																															
Car.	31/25																															
RT		#57 MACK CROWDER 6-2, 283, FR.-RS, BRISTOL, TENN.	<ul style="list-style-type: none"> Made college debut vs. Georgia State; Redshirted as a true freshman in 2011 Has been at UT campus since January 2011, enrolling early Rivals: 3-star (No. 14 Center, No. 8 in Tenn.); Scout: 3-star (No. 9 Center); ESPN: 3-star (No. 7 C) in 2011 	<table border="1"> <thead> <tr> <th>Year</th> <th>GP/GS</th> </tr> </thead> <tbody> <tr> <td>2012</td> <td>1/0</td> </tr> </tbody> </table>	Year	GP/GS	2012	1/0																								
		Year	GP/GS																													
2012	1/0																															
RT		#72 ZACH FULTON 6-5, 324, JR., HOMEWOOD, ILL.	<ul style="list-style-type: none"> Named SEC Offensive Lineman of the Week (9/3), first Vol to earn that honor since 2009 Missed game at SC with injury; had started 22 consecutive gms at RG, including all 12 last season UT has allowed just four sacks with Fulton on the field this season (five overall) Younger brother of current Saskatchewan Roughriders lineman Xavier Fulton in CFL 	<table border="1"> <thead> <tr> <th>Year</th> <th>GP/GS</th> </tr> </thead> <tbody> <tr> <td>2012</td> <td>9/9</td> </tr> <tr> <td>Car.</td> <td>33/26</td> </tr> </tbody> </table>	Year	GP/GS	2012	9/9	Car.	33/26																						
		Year	GP/GS																													
2012	9/9																															
Car.	33/26																															
RT		#78/89 ALEX BULLARD 6-2, 300, JR., FRANKLIN, TENN.	<ul style="list-style-type: none"> Versatile lineman can play all three spots and also being used as a blocking tight end (wearing No. 89) Started at TE vs. Alabama and RG at SC; Started 12 gms in 2011: last 6 at C, after first 6 games at LG Nashville-area native played in three games with Notre Dame before coming home to Tennessee in '11 	<table border="1"> <thead> <tr> <th>Year</th> <th>GP/GS</th> </tr> </thead> <tbody> <tr> <td>2012</td> <td>10/2</td> </tr> <tr> <td>Car.</td> <td>24/14</td> </tr> </tbody> </table>	Year	GP/GS	2012	10/2	Car.	24/14																						
		Year	GP/GS																													
2012	10/2																															
Car.	24/14																															
RT		#70 JA'WAN JAMES 6-6, 323, JR., SUWANEE, GA.	<ul style="list-style-type: none"> Named to 2012 Preseason All-SEC Second Team by SEC Media; also 2nd team by Lindy's Started all 35 games of his college career at right tackle, including 10 this year and 12 last season Aided Vols five games with 500-plus yards of offense; most since six games with 500+ in 1997 Earned Coaches' All-SEC Freshman Team honors in 2010 	<table border="1"> <thead> <tr> <th>Year</th> <th>GP/GS</th> </tr> </thead> <tbody> <tr> <td>2012</td> <td>10/10</td> </tr> <tr> <td>Car.</td> <td>35/35</td> </tr> </tbody> </table>	Year	GP/GS	2012	10/10	Car.	35/35																						
		Year	GP/GS																													
2012	10/10																															
Car.	35/35																															
RT		#77 KYLER KERBYSON 6-4, 320, FR.-RS, KNOXVILLE, TENN.	<ul style="list-style-type: none"> Made college debut vs. Georgia State; Played one snap each vs. Florida & at Georgia Redshirted as a true freshman in 2011, was listed as back-up right tackle all season Named Tennessee Mr. Football AAA Lineman of the Year in 2010; Earned TSWA All-State honors 	<table border="1"> <thead> <tr> <th>Year</th> <th>GP/GS</th> </tr> </thead> <tbody> <tr> <td>2012</td> <td>6/0</td> </tr> </tbody> </table>	Year	GP/GS	2012	6/0																								
		Year	GP/GS																													
2012	6/0																															



DEPTH CHART NOTES: DEFENSE

DE		#94 DARRINGTON SENTIMORE 6-2, 288, JR.-RS, NORCO, LA.	<ul style="list-style-type: none"> Started eight games this yr in UT debut; Leads UT in sacks (4 for 33 yds) Tied for lead on UT w/ 5.0 TFLs for 36 yds after 10-yd sack vs. #1 Bama In 2011 at Gulf Coast CC in Mississippi, had 39 tackles with seven sacks Began career at Alabama, played in 11 games in 2010 with Crimson Tide 	<table border="1"> <thead> <tr> <th>Year</th> <th>GP/GS</th> <th>UT</th> <th>AT</th> <th>TT</th> <th>Sack</th> <th>TFLs</th> </tr> </thead> <tbody> <tr> <td>2012</td> <td>10/9</td> <td>7</td> <td>8</td> <td>15</td> <td>4-33</td> <td>5-36</td> </tr> <tr> <td>Career</td> <td>21/9</td> <td>10</td> <td>14</td> <td>24</td> <td>4.5-34.5</td> <td>5-37</td> </tr> <tr> <td colspan="7">Car. Highs: Tackles: 4, Sack: 1, TFLs: 1</td> </tr> </tbody> </table>	Year	GP/GS	UT	AT	TT	Sack	TFLs	2012	10/9	7	8	15	4-33	5-36	Career	21/9	10	14	24	4.5-34.5	5-37	Car. Highs: Tackles: 4, Sack: 1, TFLs: 1										
	Year	GP/GS	UT	AT	TT	Sack	TFLs																													
2012	10/9	7	8	15	4-33	5-36																														
Career	21/9	10	14	24	4.5-34.5	5-37																														
Car. Highs: Tackles: 4, Sack: 1, TFLs: 1																																				
		#80 COREY MILLER 6-3, 257, JR., WELLFORD, S.C.	<ul style="list-style-type: none"> Started two games on defensive line for his first starts since 2010 In first start since freshman year vs. Akron, made three tackles with TFL Career-high six tackles including third-career sack vs. Georgia State 	<table border="1"> <thead> <tr> <th>Year</th> <th>GP/GS</th> <th>UT</th> <th>AT</th> <th>TT</th> <th>Sack</th> <th>TFLs</th> </tr> </thead> <tbody> <tr> <td>2012</td> <td>10/2</td> <td>6</td> <td>9</td> <td>15</td> <td>1-6</td> <td>3-10</td> </tr> <tr> <td>Career</td> <td>35/4</td> <td>23</td> <td>20</td> <td>43</td> <td>3-15</td> <td>6-25</td> </tr> <tr> <td colspan="7">Car. Highs: Tackles: 6, Sack: 1, TFLs: 1.5</td> </tr> </tbody> </table>	Year	GP/GS	UT	AT	TT	Sack	TFLs	2012	10/2	6	9	15	1-6	3-10	Career	35/4	23	20	43	3-15	6-25	Car. Highs: Tackles: 6, Sack: 1, TFLs: 1.5										
Year	GP/GS	UT	AT	TT	Sack	TFLs																														
2012	10/2	6	9	15	1-6	3-10																														
Career	35/4	23	20	43	3-15	6-25																														
Car. Highs: Tackles: 6, Sack: 1, TFLs: 1.5																																				
NG		#98 DANIEL McCULLERS 6-8, 377, JR., RALEIGH, N.C.	<ul style="list-style-type: none"> Massive NG(6-8, 377), won starting job in camp; Leads UT DLs w/ 36 tkls Notched six tackles, career-bst 1.5 TFLs and forced fumble vs. Mizzou Equaled career-high with 8 tackles including a TFL at #17 South Carolina JUCO Transfer from Georgia Military Academy, where he played two years 	<table border="1"> <thead> <tr> <th>Year</th> <th>GP/GS</th> <th>UT</th> <th>AT</th> <th>TT</th> <th>Sack</th> <th>TFLs</th> </tr> </thead> <tbody> <tr> <td>2012</td> <td>10/7</td> <td>19</td> <td>17</td> <td>36</td> <td>0-0</td> <td>4.5-6</td> </tr> <tr> <td>Career</td> <td>10/7</td> <td>19</td> <td>17</td> <td>36</td> <td>0-0</td> <td>4.5-6</td> </tr> <tr> <td colspan="7">Car. Highs: Tkls: 8, TFLs: 1.5, Blk: 1, FF: 1</td> </tr> </tbody> </table>	Year	GP/GS	UT	AT	TT	Sack	TFLs	2012	10/7	19	17	36	0-0	4.5-6	Career	10/7	19	17	36	0-0	4.5-6	Car. Highs: Tkls: 8, TFLs: 1.5, Blk: 1, FF: 1										
	Year	GP/GS	UT	AT	TT	Sack	TFLs																													
2012	10/7	19	17	36	0-0	4.5-6																														
Career	10/7	19	17	36	0-0	4.5-6																														
Car. Highs: Tkls: 8, TFLs: 1.5, Blk: 1, FF: 1																																				
		#97 DANIEL HOOD 6-4, 292, JR.-RS, KNOXVILLE, TENN.	<ul style="list-style-type: none"> Career-high three tackles at #19 Mississippi State; Six tackles on year Moved to defense for sophomore season in 2011 after playing OL in 2010 Starred at Knoxville Catholic, making 62 tackles with 7.5 sacks as senior 	<table border="1"> <thead> <tr> <th>Year</th> <th>GP/GS</th> <th>UT</th> <th>AT</th> <th>TT</th> <th>Sack</th> <th>TFLs</th> </tr> </thead> <tbody> <tr> <td>2012</td> <td>10/0</td> <td>2</td> <td>4</td> <td>6</td> <td>0-0</td> <td>1-1</td> </tr> <tr> <td>Career</td> <td>28/8</td> <td>5</td> <td>9</td> <td>14</td> <td>1-3</td> <td>2-4</td> </tr> <tr> <td colspan="7">Car. Highs: Tackles: 3, Sack: 1, TFLs: 1</td> </tr> </tbody> </table>	Year	GP/GS	UT	AT	TT	Sack	TFLs	2012	10/0	2	4	6	0-0	1-1	Career	28/8	5	9	14	1-3	2-4	Car. Highs: Tackles: 3, Sack: 1, TFLs: 1										
Year	GP/GS	UT	AT	TT	Sack	TFLs																														
2012	10/0	2	4	6	0-0	1-1																														
Career	28/8	5	9	14	1-3	2-4																														
Car. Highs: Tackles: 3, Sack: 1, TFLs: 1																																				
DE		#44 MAURICE COUCH 6-2, 299, JR.-RS, ORLANDO, FLA.	<ul style="list-style-type: none"> 2nd among UT D-Linemen with 34 tackles, including 4.0 TFLs, 1.0 sack Five tackles including a 5-yd sack vs. #1 Alabama; Also 5 tkls vs. NC St. 2nd-year Vol; JUCO transfer prior to 2011, from Garden City (Kan.) CC Played all 12 games with four starts in 2011, making 37 tackles, 6.0 TFLs 	<table border="1"> <thead> <tr> <th>Year</th> <th>GP/GS</th> <th>UT</th> <th>AT</th> <th>TT</th> <th>Sack</th> <th>TFLs</th> </tr> </thead> <tbody> <tr> <td>2012</td> <td>10/9</td> <td>19</td> <td>15</td> <td>34</td> <td>1-5</td> <td>4-10</td> </tr> <tr> <td>Career</td> <td>22/13</td> <td>29</td> <td>42</td> <td>71</td> <td>2.5-11</td> <td>10-22</td> </tr> <tr> <td colspan="7">Car. Highs: Tackles: 6, Sack: 1, TFLs: 2</td> </tr> </tbody> </table>	Year	GP/GS	UT	AT	TT	Sack	TFLs	2012	10/9	19	15	34	1-5	4-10	Career	22/13	29	42	71	2.5-11	10-22	Car. Highs: Tackles: 6, Sack: 1, TFLs: 2										
	Year	GP/GS	UT	AT	TT	Sack	TFLs																													
2012	10/9	19	15	34	1-5	4-10																														
Career	22/13	29	42	71	2.5-11	10-22																														
Car. Highs: Tackles: 6, Sack: 1, TFLs: 2																																				
		#58 MARLON WALLS 6-2, 285, JR.-RS, OLIVE BRANCH, MISS.	<ul style="list-style-type: none"> 12 tackles in 2012; First start of season at #5 Georgia, made one tackle Career-high 5 tackles vs. Missouri; previous high was 4 tkls vs. Akron Returned to action in 2011 after missing all of 2010 with Achilles injury 	<table border="1"> <thead> <tr> <th>Year</th> <th>GP/GS</th> <th>UT</th> <th>AT</th> <th>TT</th> <th>Sack</th> <th>TFLs</th> </tr> </thead> <tbody> <tr> <td>2012</td> <td>10/1</td> <td>4</td> <td>8</td> <td>12</td> <td>0-0</td> <td>0-0</td> </tr> <tr> <td>Career</td> <td>29/5</td> <td>18</td> <td>36</td> <td>1-6</td> <td>1-6</td> <td>3-9</td> </tr> <tr> <td colspan="7">Car. Highs: Tackles: 4, Sack: 1, TFLs: 1</td> </tr> </tbody> </table>	Year	GP/GS	UT	AT	TT	Sack	TFLs	2012	10/1	4	8	12	0-0	0-0	Career	29/5	18	36	1-6	1-6	3-9	Car. Highs: Tackles: 4, Sack: 1, TFLs: 1										
Year	GP/GS	UT	AT	TT	Sack	TFLs																														
2012	10/1	4	8	12	0-0	0-0																														
Career	29/5	18	36	1-6	1-6	3-9																														
Car. Highs: Tackles: 4, Sack: 1, TFLs: 1																																				
JACK		#54 JORDAN WILLIAMS 6-5, 256, SO., GAINESVILLE, FLA.	<ul style="list-style-type: none"> Second-career sack, for 6 yards, in start vs. Mizzou; 11 tackles in 2012 First-career start at #17 South Carolina, made two tackles Four tackles vs. GSU, that equalled his career total for all games in 2011 Dad Keith played def. line at Florida in 80s; sister Janine played VB at UF 	<table border="1"> <thead> <tr> <th>Year</th> <th>GP/GS</th> <th>UT</th> <th>AT</th> <th>TT</th> <th>Sack</th> <th>TFLs</th> </tr> </thead> <tbody> <tr> <td>2012</td> <td>8/3</td> <td>7</td> <td>4</td> <td>11</td> <td>1-6</td> <td>1-6</td> </tr> <tr> <td>Career</td> <td>17/3</td> <td>10</td> <td>5</td> <td>15</td> <td>2-12</td> <td>2-12</td> </tr> <tr> <td colspan="7">Car. Highs: Tackles: 4, Sack: 1, TFLs: 1</td> </tr> </tbody> </table>	Year	GP/GS	UT	AT	TT	Sack	TFLs	2012	8/3	7	4	11	1-6	1-6	Career	17/3	10	5	15	2-12	2-12	Car. Highs: Tackles: 4, Sack: 1, TFLs: 1										
	Year	GP/GS	UT	AT	TT	Sack	TFLs																													
2012	8/3	7	4	11	1-6	1-6																														
Career	17/3	10	5	15	2-12	2-12																														
Car. Highs: Tackles: 4, Sack: 1, TFLs: 1																																				
		#55 JACQUES SMITH <i>Pronounced (JOCK-kwez)</i> 6-2, 244, JR., OOLTEWAH, TENN.	<ul style="list-style-type: none"> Started at Vols' JACK in first three games; tied career-hi with 6 tkls vs. UF Huge game at #19 MSU with five tackles, 10-yard sack and four QB hurries Chattanooga-area native, earned SEC All-Freshman from Coaches in 2010 	<table border="1"> <thead> <tr> <th>Year</th> <th>GP/GS</th> <th>UT</th> <th>AT</th> <th>TT</th> <th>Sack</th> <th>TFLs</th> </tr> </thead> <tbody> <tr> <td>2012</td> <td>10/4</td> <td>10</td> <td>10</td> <td>20</td> <td>1-10.4</td> <td>5-23</td> </tr> <tr> <td>Career</td> <td>35/12</td> <td>47</td> <td>32</td> <td>79</td> <td>3.5-22</td> <td>17-65</td> </tr> <tr> <td colspan="7">Car. Highs: Tackles: 6, Sack: 1, TFLs: 2</td> </tr> </tbody> </table>	Year	GP/GS	UT	AT	TT	Sack	TFLs	2012	10/4	10	10	20	1-10.4	5-23	Career	35/12	47	32	79	3.5-22	17-65	Car. Highs: Tackles: 6, Sack: 1, TFLs: 2										
Year	GP/GS	UT	AT	TT	Sack	TFLs																														
2012	10/4	10	10	20	1-10.4	5-23																														
Career	35/12	47	32	79	3.5-22	17-65																														
Car. Highs: Tackles: 6, Sack: 1, TFLs: 2																																				
SLB		#56 CURT MAGITT <i>Pronounced (muh-JIT)</i> 6-3, 240, SO., WEST PALM BEACH, FLA.	<ul style="list-style-type: none"> Started 9 games making 28 tackles with team-high-tying 5 TFLs; 2 sacks; Five tackles, 1.5 TFLs, three QB hurries and a break-up vs. Mizzou Posted a 13-yard sack at #17 South Carolina for second sack of season 2011 3rd-Team Freshman All-American by Phil Steele; 2011 SEC All-Frosh 	<table border="1"> <thead> <tr> <th>Year</th> <th>GP/GS</th> <th>UT</th> <th>AT</th> <th>TT</th> <th>Sack</th> <th>TFLs</th> </tr> </thead> <tbody> <tr> <td>2012</td> <td>9/9</td> <td>16</td> <td>14</td> <td>30</td> <td>2-31</td> <td>5-37</td> </tr> <tr> <td>Career</td> <td>20/17</td> <td>45</td> <td>42</td> <td>86</td> <td>2.5-37</td> <td>10.5-56</td> </tr> <tr> <td colspan="7">Car. Highs: Tackles: 7, Sack: 1, TFLs: 2.5</td> </tr> </tbody> </table>	Year	GP/GS	UT	AT	TT	Sack	TFLs	2012	9/9	16	14	30	2-31	5-37	Career	20/17	45	42	86	2.5-37	10.5-56	Car. Highs: Tackles: 7, Sack: 1, TFLs: 2.5										
	Year	GP/GS	UT	AT	TT	Sack	TFLs																													
2012	9/9	16	14	30	2-31	5-37																														
Career	20/17	45	42	86	2.5-37	10.5-56																														
Car. Highs: Tackles: 7, Sack: 1, TFLs: 2.5																																				
		#86 WILLIE BOHANNON 6-2, 253, SR.-RS, MOBILE, ALA.	<ul style="list-style-type: none"> 17 tackles on year; 3 tackles vs. Troy, #1 Bama; Career-hi 5 tkls at #19 MSU Made fifth-career start vs. GSU, had two tackles, a sack/force fumble Fifth-year senior has played in 43 career games w/ 62 tackles (9.5 TFLs) 	<table border="1"> <thead> <tr> <th>Year</th> <th>GP/GS</th> <th>UT</th> <th>AT</th> <th>TT</th> <th>Sack</th> <th>TFLs</th> </tr> </thead> <tbody> <tr> <td>2012</td> <td>10/1</td> <td>4</td> <td>13</td> <td>17</td> <td>1-9</td> <td>2.5-12</td> </tr> <tr> <td>Career</td> <td>46/6</td> <td>24</td> <td>43</td> <td>67</td> <td>5.5-40</td> <td>10.5-53</td> </tr> <tr> <td colspan="7">Car. Highs: Tackles: 5, Sack: 1, TFLs: 1</td> </tr> </tbody> </table>	Year	GP/GS	UT	AT	TT	Sack	TFLs	2012	10/1	4	13	17	1-9	2.5-12	Career	46/6	24	43	67	5.5-40	10.5-53	Car. Highs: Tackles: 5, Sack: 1, TFLs: 1										
Year	GP/GS	UT	AT	TT	Sack	TFLs																														
2012	10/1	4	13	17	1-9	2.5-12																														
Career	46/6	24	43	67	5.5-40	10.5-53																														
Car. Highs: Tackles: 5, Sack: 1, TFLs: 1																																				
MLB		#45 A.J. JOHNSON 6-2, 240, SO., GAINESVILLE, GA.	<ul style="list-style-type: none"> Member of Butkus Award Watch List; Preseason All-SEC Third Team LB 21 tackles at #19 MSU, most by a Vol 24 years (Keith DeLong 23 in 1988) Stands fifth in the NCAA in tackles per game and second in SEC (11.2) Leads team w/112 tackles including double-figures each of last 8 games 	<table border="1"> <thead> <tr> <th>Year</th> <th>GP/GS</th> <th>UT</th> <th>AT</th> <th>TT</th> <th>Sack</th> <th>TFLs</th> </tr> </thead> <tbody> <tr> <td>2012</td> <td>10/10</td> <td>49</td> <td>63</td> <td>112</td> <td>0-0</td> <td>4.5-12</td> </tr> <tr> <td>Career</td> <td>22/20</td> <td>86</td> <td>106</td> <td>192</td> <td>0-0</td> <td>11.5-19</td> </tr> <tr> <td colspan="7">Car. Highs: Tackles: 21, Sack: 0, TFLs: 1.5</td> </tr> </tbody> </table>	Year	GP/GS	UT	AT	TT	Sack	TFLs	2012	10/10	49	63	112	0-0	4.5-12	Career	22/20	86	106	192	0-0	11.5-19	Car. Highs: Tackles: 21, Sack: 0, TFLs: 1.5										
	Year	GP/GS	UT	AT	TT	Sack	TFLs																													
2012	10/10	49	63	112	0-0	4.5-12																														
Career	22/20	86	106	192	0-0	11.5-19																														
Car. Highs: Tackles: 21, Sack: 0, TFLs: 1.5																																				
		#46 CHANNING FUGATE 6-1, 239, JR., JACKSON, KY.	<ul style="list-style-type: none"> Leads team in special teams tackles with 13; three ST tackles vs. #1 Bama Tied for team lead in tackles with career-high seven vs. Georgia State Converted fullback in first year on defense as backup MIKE linebacker 	<table border="1"> <thead> <tr> <th>Year</th> <th>GP/GS</th> <th>UT</th> <th>AT</th> <th>TT</th> <th>Sack</th> <th>TFLs</th> </tr> </thead> <tbody> <tr> <td>2012</td> <td>10/0</td> <td>10</td> <td>7</td> <td>17</td> <td>0-0</td> <td>0.5-0</td> </tr> <tr> <td>Career</td> <td>35/6</td> <td>11</td> <td>7</td> <td>18</td> <td>0-0</td> <td>0.5-0</td> </tr> <tr> <td colspan="7">Car. Highs: Tackles: 7, Sack: 0, TFLs: 0.5</td> </tr> </tbody> </table>	Year	GP/GS	UT	AT	TT	Sack	TFLs	2012	10/0	10	7	17	0-0	0.5-0	Career	35/6	11	7	18	0-0	0.5-0	Car. Highs: Tackles: 7, Sack: 0, TFLs: 0.5										
Year	GP/GS	UT	AT	TT	Sack	TFLs																														
2012	10/0	10	7	17	0-0	0.5-0																														
Career	35/6	11	7	18	0-0	0.5-0																														
Car. Highs: Tackles: 7, Sack: 0, TFLs: 0.5																																				
WLB		#34 HERMAN LATHERS 6-0, 230, SR.-RS, BATON ROUGE, LA.	<ul style="list-style-type: none"> In return after missing all of 2011 (ankle) is 3rd on UT in tkls (54), w/ 4.5 TFLs Career game with 15 tackles, first-career INT and two TFLs at #17 SCar Had 30 tackles in 3 gms (10/13-10/27) including 12 tackles at #19 MSU Bone cancer survivor; didn't play football until sophomore year of HS 	<table border="1"> <thead> <tr> <th>Year</th> <th>GP/GS</th> <th>UT</th> <th>AT</th> <th>TT</th> <th>Sack</th> <th>TFLs</th> </tr> </thead> <tbody> <tr> <td>2012</td> <td>9/6</td> <td>36</td> <td>18</td> <td>54</td> <td>2-10</td> <td>4.5-23</td> </tr> <tr> <td>Career</td> <td>34/23</td> <td>108</td> <td>73</td> <td>181</td> <td>4.5-34</td> <td>11.5-49</td> </tr> <tr> <td colspan="7">Car. Highs: Tackles: 12, Sack: 1, TFLs: 2</td> </tr> </tbody> </table>	Year	GP/GS	UT	AT	TT	Sack	TFLs	2012	9/6	36	18	54	2-10	4.5-23	Career	34/23	108	73	181	4.5-34	11.5-49	Car. Highs: Tackles: 12, Sack: 1, TFLs: 2										
	Year	GP/GS	UT	AT	TT	Sack	TFLs																													
2012	9/6	36	18	54	2-10	4.5-23																														
Career	34/23	108	73	181	4.5-34	11.5-49																														
Car. Highs: Tackles: 12, Sack: 1, TFLs: 2																																				
		#41 DONTAVIS SAPP <i>Pronounced (don-TAY-viss)</i> 6-2, 224, JR., VALDOSTA, GA.	<ul style="list-style-type: none"> Fumble recovery & a tackle vs. #1 Bama; has 14 overall stops w/ 2.5 TFLs First-career start vs. Georgia State, made four tackles and had 1.5 TFLs Former defensive back, moved to linebacker prior to 2011 season 	<table border="1"> <thead> <tr> <th>Year</th> <th>GP/GS</th> <th>UT</th> <th>AT</th> <th>TT</th> <th>Sack</th> <th>TFLs</th> </tr> </thead> <tbody> <tr> <td>2012</td> <td>10/2</td> <td>7</td> <td>7</td> <td>14</td> <td>0-0</td> <td>2.5-10</td> </tr> <tr> <td>Career</td> <td>33/2</td> <td>19</td> <td>20</td> <td>39</td> <td>1-6</td> <td>3.5-16</td> </tr> <tr> <td colspan="7">Car. Highs: Tackles: 6, Sack: 1, TFLs: 1.5</td> </tr> </tbody> </table>	Year	GP/GS	UT	AT	TT	Sack	TFLs	2012	10/2	7	7	14	0-0	2.5-10	Career	33/2	19	20	39	1-6	3.5-16	Car. Highs: Tackles: 6, Sack: 1, TFLs: 1.5										
Year	GP/GS	UT	AT	TT	Sack	TFLs																														
2012	10/2	7	7	14	0-0	2.5-10																														
Career	33/2	19	20	39	1-6	3.5-16																														
Car. Highs: Tackles: 6, Sack: 1, TFLs: 1.5																																				
LCB		#27 JUSTIN COLEMAN 5-10, 182, SO., BRUNSWICK, GA.	<ul style="list-style-type: none"> In last 5 games, has 39 tackles (7.8 per gm), career-hi 13 vs. #1 Alabama Then career-hi 9 tackles, with a TFL and two pass break-ups at #19 MSU Moved into starting role vs. Akron, made two tackles with a 10-yd TFL Played all 12 games, starting four (including first two) as true frosh in 2011 	<table border="1"> <thead> <tr> <th>Year</th> <th>GP/GS</th> <th>UT</th> <th>AT</th> <th>TT</th> <th>TFLs</th> <th>PDs</th> </tr> </thead> <tbody> <tr> <td>2012</td> <td>10/7</td> <td>26</td> <td>21</td> <td>47</td> <td>3.5-25</td> <td>3</td> </tr> <tr> <td>Career</td> <td>22/11</td> <td>36</td> <td>21</td> <td>57</td> <td>3.5-25</td> <td>5</td> </tr> <tr> <td colspan="7">Car. Highs: Tackles: 13, TFLs: 1, PD: 2</td> </tr> </tbody> </table>	Year	GP/GS	UT	AT	TT	TFLs	PDs	2012	10/7	26	21	47	3.5-25	3	Career	22/11	36	21	57	3.5-25	5	Car. Highs: Tackles: 13, TFLs: 1, PD: 2										
	Year	GP/GS	UT	AT	TT	TFLs	PDs																													
2012	10/7	26	21	47	3.5-25	3																														
Career	22/11	36	21	57	3.5-25	5																														
Car. Highs: Tackles: 13, TFLs: 1, PD: 2																																				
		#10 MARSALIS TEAGUE 5-11, 182, SR., PARIS, TENN.	<ul style="list-style-type: none"> First career interception to close out win vs. NC State, also had 3 tackles Member of 2012 Senior Bowl Watch List Converted wide receiver, begins three year in secondary Started eight games of 2011, playing in 11 of 12, making 27 tackles 	<table border="1"> <thead> <tr> <th>Year</th> <th>GP/GS</th> <th>UT</th> <th>AT</th> <th>TT</th> <th>TFLs</th> <th>INT</th> <th>PD</th> </tr> </thead> <tbody> <tr> <td>2012</td> <td>5/3</td> <td>6</td> <td>3</td> <td>9</td> <td>0-0</td> <td>1-0</td> <td>1</td> </tr> <tr> <td>Career</td> <td>40/24</td> <td>49</td> <td>35</td> <td>84</td> <td>1-1</td> <td>1-0</td> <td>11</td> </tr> <tr> <td colspan="8">Car. Highs: Tackles: 11, TFLs: 0.5, PDs: 3</td> </tr> </tbody> </table>	Year	GP/GS	UT	AT	TT	TFLs	INT	PD	2012	5/3	6	3	9	0-0	1-0	1	Career	40/24	49	35	84	1-1	1-0	11	Car. Highs: Tackles: 11, TFLs: 0.5, PDs: 3							
Year	GP/GS	UT	AT	TT	TFLs	INT	PD																													
2012	5/3	6	3	9	0-0	1-0	1																													
Career	40/24	49	35	84	1-1	1-0	11																													
Car. Highs: Tackles: 11, TFLs: 0.5, PDs: 3																																				
FS		#3 BYRON MOORE 6-0, 193, JR.-RS, CARSON, CALIF.	<ul style="list-style-type: none"> Tied for 15th in NCAA with four INTs; three INTs in last seven games 2nd on UT w/81 tkls; career-highs in consec gms: 12 vs. Troy, 11 at #17 SCar Scored first-career touchdown on 35-yard interception return at Georgia Two INTs vs. Akron, first Vol with 2 INTs in a game since Eric Berry (2007) 	<table border="1"> <thead> <tr> <th>Year</th> <th>GP/GS</th> <th>UT</th> <th>AT</th> <th>TT</th> <th>TFLs</th> <th>INT</th> <th>PD</th> </tr> </thead> <tbody> <tr> <td>2012</td> <td>10/10</td> <td>45</td> <td>36</td> <td>81</td> <td>2-4</td> <td>4-88</td> <td>7</td> </tr> <tr> <td>Career</td> <td>21/12</td> <td>49</td> <td>38</td> <td>87</td> <td>2-4</td> <td>4-88</td> <td>8</td> </tr> <tr> <td colspan="8">Car. Highs: Tkls: 12, INT: 2, PD: 1, TD: 1</td> </tr> </tbody> </table>	Year	GP/GS	UT	AT	TT	TFLs	INT	PD	2012	10/10	45	36	81	2-4	4-88	7	Career	21/12	49	38	87	2-4	4-88	8	Car. Highs: Tkls: 12, INT: 2, PD: 1, TD: 1							
	Year	GP/GS	UT	AT	TT	TFLs	INT	PD																												
2012	10/10	45	36	81	2-4	4-88	7																													
Career	21/12	49	38	87	2-4	4-88	8																													
Car. Highs: Tkls: 12, INT: 2, PD: 1, TD: 1																																				
		#22 ROD WILKS 6-0, 221, SR.-RS, SMYRNA, TENN.	<ul style="list-style-type: none"> One of nine fifth-year seniors; played 38 career games; 8 tackles as senior Racked up season-best five tackles (came into game with 8) vs. Missouri Saw action in 12 games of 2011 as a reserve in secondary & special teams Former receiver, moved to defense prior to 2010 season 	<table border="1"> <thead> <tr> <th>Year</th> <th>GP/GS</th> <th>UT</th> <th>AT</th> <th>TT</th> <th>TFLs</th> <th>PDs</th> </tr> </thead> <tbody> <tr> <td>2012</td> <td>10/0</td> <td>8</td> <td>5</td> <td>13</td> <td>0-0</td> <td>0</td> </tr> <tr> <td>Career</td> <td>38/0</td> <td>26</td> <td>17</td> <td>43</td> <td>2-4</td> <td>0</td> </tr> <tr> <td colspan="7">Car. Highs: Tackles: 7, Sack: 0, TFLs: 1</td> </tr> </tbody> </table>	Year	GP/GS	UT	AT	TT	TFLs	PDs	2012	10/0	8	5	13	0-0	0	Career	38/0	26	17	43	2-4	0	Car. Highs: Tackles: 7, Sack: 0, TFLs: 1										
Year	GP/GS	UT	AT	TT	TFLs	PDs																														
2012	10/0	8	5	13	0-0	0																														
Career	38/0	26	17	43	2-4	0																														
Car. Highs: Tackles: 7, Sack: 0, TFLs: 1																																				
SS		#33 LaDARRELL McNEIL 6-1, 195, FR., DALLAS, TEXAS	<ul style="list-style-type: none"> Started last five games, posting career-hi 10 tackles vs. Troy; 40 tackles Had 8 tackles in first start at MSU and followed up with 8 tackles vs. SC 1st UT true freshman to start in 2012 after Vols had 39 frosh starts in 2011 Consensus 4-star recruit by ESPN, 247Sports, Rivals and Scout 	<table border="1"> <thead> <tr> <th>Year</th> <th>GP/GS</th> <th>UT</th> <th>AT</th> <th>TT</th> <th>FR</th> <th>PDs</th> </tr> </thead> <tbody> <tr> <td>2012</td> <td>9/5</td> <td>21</td> <td>18</td> <td>39</td> <td>1-33</td> <td>1</td> </tr> <tr> <td>Career</td> <td>10/5</td> <td>21</td> <td>18</td> <td>39</td> <td>1-33</td> <td>1</td> </tr> <tr> <td colspan="7">Car. Highs: Tackles: 10, FR: 1, PDs: 1</td> </tr> </tbody> </table>	Year	GP/GS	UT	AT	TT	FR	PDs	2012	9/5	21	18	39	1-33	1	Career	10/5	21	18	39	1-33	1	Car. Highs: Tackles: 10, FR: 1, PDs: 1										
	Year	GP/GS	UT	AT	TT	FR	PDs																													
2012	9/5	21	18	39	1-33	1																														
Career	10/5	21	18	39	1-33	1																														
Car. Highs: Tackles: 10, FR: 1, PDs: 1																																				
		#17 BRENT BREWER 6-1, 214, JR., TYRONE, GA.	<ul style="list-style-type: none"> Career-high 9 tackles including a TFL at #5 Georgia; Has 24 tackles on yr. In first start of 2012 had four tackles vs. Akron; has 12 stops on season Returned in 2012 from torn ACL suffered at UT with 24 (9 INT, 15 PBUs) Played four years of baseball in Milwaukee Brewers (2006-09) system 	<table border="1"> <thead> <tr> <th>Year</th> <th>GP/GS</th> <th>UT</th> <th>AT</th> <th>TT</th> <th>TFLs</th> <th>INT</th> <th>PD</th> </tr> </thead> <tbody> <tr> <td>2012</td> <td>10/2</td> <td>16</td> <td>8</td> <td>24</td> <td>1-1</td> <td>0</td> <td>0</td> </tr> <tr> <td>Career</td> <td>31/17</td> <td>52</td> <td>26</td> <td>78</td> <td>6-10</td> <td>3</td> <td>3</td> </tr> <tr> <td colspan="8">Car. Highs: Tackles: 9, TFLs: 1, PDs: 1</td> </tr> </tbody> </table>	Year	GP/GS	UT	AT	TT	TFLs	INT	PD	2012	10/2	16	8	24	1-1	0	0	Career	31/17	52	26	78	6-10	3	3	Car. Highs: Tackles: 9, TFLs: 1, PDs: 1							
Year	GP/GS	UT	AT	TT	TFLs	INT	PD																													
2012	10/2	16	8	24	1-1	0	0																													
Career	31/17	52	26	78	6-10	3	3																													
Car. Highs: Tackles: 9, TFLs: 1, PDs: 1																																				
RCB		#23 PRENTISS WAGNER 6-2, 182, SR.-RS, CLINTON, LA.	<ul style="list-style-type: none"> Had 33 games in a row until Troy game; 149 career tackles, 9 INTs In first non-start since freshman year, had eight tackles w 1.5 TFLs vs. Troy Stands 10th in career passes defended at UT with 24 (9 INT, 15 PBUs) 2012 Preseason All-SEC 2nd Team by SEC Media; 2nd team by Phil Steele 	<table border="1"> <thead> <tr> <th>Year</th> <th>GP/GS</th> <th>UT</th> <th>AT</th> <th>TT</th> <th>TFLs</th> <th>INT</th> <th>PD</th> </tr> </thead> <tbody> <tr> <td>2012</td> <td>10/9</td> <td>25</td> <td>12</td> <td>38</td> <td>2-9</td> <td>2-12</td> <td>6</td> </tr> <tr> <td>Career</td> <td>48/36</td> <td>107</td> <td>42</td> <td>149</td> <td>7-23</td> <td>9-138</td> <td>24</td> </tr> <tr> <td colspan="8">Car. Highs: Tackles: 11, TFLs: 1.5, INTs: 1</td> </tr> </tbody> </table>	Year	GP/GS	UT	AT	TT	TFLs	INT	PD	2012	10/9	25	12	38	2-9	2-12	6	Career	48/36	107	42	149	7-23	9-138	24	Car. Highs: Tackles: 11, TFLs: 1.5, INTs: 1							
	Year	GP/GS	UT	AT	TT	TFLs	INT	PD																												
2012	10/9	25	12	38	2-9	2-12	6																													
Career	48/36	107	42	149	7-23	9-138	24																													
Car. Highs: Tackles: 11, TFLs: 1.5, INTs: 1																																				
		#24 ERIC GORDON 5-9, 190, JR.-RS, NASHVILLE, TENN.	<ul style="list-style-type: none"> Fifth on team in tackles (41); 6th-career INT with 4 tackles vs. Akron Started in nickel and had five tackles in each of last two gms (Troy/Mizzz) Two INTs in 2011 including game-winning 90-yard TD return for OT win vs. Vandy (11/19/11), was first def. TD to win OT game since 2005 in NCAA 	<table border="1"> <thead> <tr> <th>Year</th> <th>GP/GS</th> <th>UT</th> <th>AT</th> <th>TT</th> <th>TFLs</th> <th>INT</th> <th>PD</th> </tr> </thead> <tbody> <tr> <td>2012</td> <td>10/8</td> <td>33</td> <td>8</td> <td>41</td> <td>3.5-10</td> <td>2-12</td> <td>6</td> </tr> <tr> <td>Career</td> <td>33/16</td> <td>80</td> <td>24</td> <td>104</td> <td>10-23</td> <td>6-165</td> <td>11</td> </tr> <tr> <td colspan="8">Car. Highs: Tackles: 6, TFLs: 2, INTs: 1</td> </tr> </tbody> </table>	Year	GP/GS	UT	AT	TT	TFLs	INT	PD	2012	10/8	33	8	41	3.5-10	2-12	6	Career	33/16	80	24	104	10-23	6-165	11	Car. Highs: Tackles: 6, TFLs: 2, INTs: 1							
Year	GP/GS	UT	AT	TT	TFLs	INT	PD																													
2012	10/8	33	8	41	3.5-10	2-12	6																													
Career	33/16	80	24	104	10-23	6-165	11																													
Car. Highs: Tackles: 6, TFLs: 2, INTs: 1																																				















DEPTH CHART NOTES: SPECIAL TEAMS

P		#1 MICHAEL PALARDY 5-11, 177, JR., CORAL SPRINGS, FLA.	<ul style="list-style-type: none"> Punted 24 times in 2012 for 43.0 with nine punts of 50+ yds; 9 inside 20 Career-long 66 punt at #17 South Carolina as part of 40.0 average Boomed a 56-yd punt vs. #1 Bama as part of 48.2 average Punted in six of 12 games in 2011, played as starting punting three times 	<table border="1"> <thead> <tr> <th>Year</th> <th>GP/GS</th> <th>No</th> <th>Yds</th> <th>Avg</th> <th>I-20</th> <th>Lg</th> </tr> </thead> <tbody> <tr> <td>2012</td> <td>10/4</td> <td>24</td> <td>1033</td> <td>43.0</td> <td>9</td> <td>66</td> </tr> <tr> <td>Career</td> <td>31/7</td> <td>42</td> <td>1705</td> <td>40.6</td> <td>10</td> <td>66</td> </tr> <tr> <td colspan="7">Car. Highs: Punts: 5, Avg: 51.0, Lg: 66</td> </tr> </tbody> </table>	Year	GP/GS	No	Yds	Avg	I-20	Lg	2012	10/4	24	1033	43.0	9	66	Career	31/7	42	1705	40.6	10	66	Car. Highs: Punts: 5, Avg: 51.0, Lg: 66						
	Year	GP/GS	No	Yds	Avg	I-20	Lg																									
2012	10/4	24	1033	43.0	9	66																										
Career	31/7	42	1705	40.6	10	66																										
Car. Highs: Punts: 5, Avg: 51.0, Lg: 66																																
OR		#43 MATT DARR 6-1, 213, SO.-RS, BAKERSFIELD, CALIF.	<ul style="list-style-type: none"> Punted 16 times for 40.7 yards with six punts inside the 20-yard line Tied career-long with 53-yard punt at #5 Georgia Career-best 44.5 average with one 50-yard punt vs. Florida Served as Vols starting punter in nine games in 2011, punted in 11 overall Returned to starting duties at MSU; For year made 7-10 FGs, 32-34 PATs 21 and 31-yard field goals vs. Troy; 32 and 21-yard FGs vs. #1 Alabama Booted a 38-yard field goal along with four PATs at #19 MSU Made 9-of-14 field goal attempts and 25-of-26 PATs in 2011 	<table border="1"> <thead> <tr> <th>Year</th> <th>GP/GS</th> <th>No</th> <th>Yds</th> <th>Avg</th> <th>I-20</th> <th>Lg</th> </tr> </thead> <tbody> <tr> <td>2012</td> <td>6/6</td> <td>16</td> <td>624</td> <td>39.0</td> <td>6</td> <td>53</td> </tr> <tr> <td>Career</td> <td>17/15</td> <td>56</td> <td>2149</td> <td>38.4</td> <td>16</td> <td>53</td> </tr> <tr> <td colspan="7">Car. Highs: Punts: 6, Avg: 44.5, Lg: 53</td> </tr> </tbody> </table>	Year	GP/GS	No	Yds	Avg	I-20	Lg	2012	6/6	16	624	39.0	6	53	Career	17/15	56	2149	38.4	16	53	Car. Highs: Punts: 6, Avg: 44.5, Lg: 53						
Year	GP/GS	No	Yds	Avg	I-20	Lg																										
2012	6/6	16	624	39.0	6	53																										
Career	17/15	56	2149	38.4	16	53																										
Car. Highs: Punts: 6, Avg: 44.5, Lg: 53																																
PK		#1 MICHAEL PALARDY 5-11, 177, JR., CORAL SPRINGS, FLA.	<ul style="list-style-type: none"> Made first six field goal att (6-7 overall) and 12-14 on PATs for 30 points Tied UT record for most kicking points in a game with 17 vs. Akron 4-4 FGs vs. Akron (9/22), made most FG by a Vol since D.Lincoln in '07 	<table border="1"> <thead> <tr> <th>Year</th> <th>GP/GS</th> <th>FG</th> <th>FGA</th> <th>PAT</th> <th>Att</th> <th>Pts</th> </tr> </thead> <tbody> <tr> <td>2012</td> <td>10/7</td> <td>7</td> <td>10</td> <td>32</td> <td>34</td> <td>53</td> </tr> <tr> <td>Career</td> <td>32/24</td> <td>21</td> <td>31</td> <td>70</td> <td>74</td> <td>133</td> </tr> <tr> <td colspan="7">Car. Highs: FGs: 3, FGAs: 3, Long: 52</td> </tr> </tbody> </table>	Year	GP/GS	FG	FGA	PAT	Att	Pts	2012	10/7	7	10	32	34	53	Career	32/24	21	31	70	74	133	Car. Highs: FGs: 3, FGAs: 3, Long: 52						
	Year	GP/GS	FG	FGA	PAT	Att	Pts																									
2012	10/7	7	10	32	34	53																										
Career	32/24	21	31	70	74	133																										
Car. Highs: FGs: 3, FGAs: 3, Long: 52																																
#42 DERRICK BRODUS 5-11, 188, JR., MARYVILLE, TENN.	<ul style="list-style-type: none"> Made first six field goal att (6-7 overall) and 12-14 on PATs for 30 points Tied UT record for most kicking points in a game with 17 vs. Akron 4-4 FGs vs. Akron (9/22), made most FG by a Vol since D.Lincoln in '07 	<table border="1"> <thead> <tr> <th>Year</th> <th>GP/GS</th> <th>FG</th> <th>FGA</th> <th>PAT</th> <th>Att</th> <th>Pts</th> </tr> </thead> <tbody> <tr> <td>2012</td> <td>4/3</td> <td>6</td> <td>7</td> <td>12</td> <td>14</td> <td>30</td> </tr> <tr> <td>Career</td> <td>5/4</td> <td>7</td> <td>8</td> <td>15</td> <td>17</td> <td>36</td> </tr> <tr> <td colspan="7">Car. Highs: FGs: 4, FGAs: 4, Long: 37</td> </tr> </tbody> </table>	Year	GP/GS	FG	FGA	PAT	Att	Pts	2012	4/3	6	7	12	14	30	Career	5/4	7	8	15	17	36	Car. Highs: FGs: 4, FGAs: 4, Long: 37								
Year	GP/GS	FG	FGA	PAT	Att	Pts																										
2012	4/3	6	7	12	14	30																										
Career	5/4	7	8	15	17	36																										
Car. Highs: FGs: 4, FGAs: 4, Long: 37																																
KO		#1 MICHAEL PALARDY 5-11, 177, JR., CORAL SPRINGS, FLA.	<ul style="list-style-type: none"> 66 kickoffs in 2012 for 61.8 average with 24 touchbacks Career-high five touchbacks vs. Akron on 10 kickoffs (62.3 average) Kicked off 43 times for a 63.1 kickoff average including six TBs in 2011 As a freshman, handled 45 kickoffs for a 61.0 average 	<table border="1"> <thead> <tr> <th>Year</th> <th>GP</th> <th>KO</th> <th>Yds</th> <th>Avg</th> <th>TB</th> <th>OB</th> </tr> </thead> <tbody> <tr> <td>2012</td> <td>10</td> <td>66</td> <td>4082</td> <td>61.8</td> <td>24</td> <td>4</td> </tr> <tr> <td>Career</td> <td>32</td> <td>154</td> <td>9539</td> <td>61.9</td> <td>30</td> <td>9</td> </tr> <tr> <td colspan="7">Car. Highs: Avg: 64.6, TBs: 5</td> </tr> </tbody> </table>	Year	GP	KO	Yds	Avg	TB	OB	2012	10	66	4082	61.8	24	4	Career	32	154	9539	61.9	30	9	Car. Highs: Avg: 64.6, TBs: 5						
	Year	GP	KO	Yds	Avg	TB	OB																									
2012	10	66	4082	61.8	24	4																										
Career	32	154	9539	61.9	30	9																										
Car. Highs: Avg: 64.6, TBs: 5																																
#42 DERRICK BRODUS 5-11, 188, JR., MARYVILLE, TENN.	<ul style="list-style-type: none"> Kicked off twice vs. Georgia State for 62.5 average vs. Georgia State Walk-on, who gained fame in 2011, as he was sitting on his couch before MTSU (11/5/11) & was taken by police escort to, where he kicked 21-yd FG & 3 PATs. 	<table border="1"> <thead> <tr> <th>Year</th> <th>GP</th> <th>KO</th> <th>Yds</th> <th>Avg</th> <th>TB</th> <th>OB</th> </tr> </thead> <tbody> <tr> <td>2012</td> <td>3</td> <td>2</td> <td>125</td> <td>62.5</td> <td>0</td> <td>0</td> </tr> <tr> <td>Career</td> <td>4</td> <td>6</td> <td>363</td> <td>60.5</td> <td>0</td> <td>0</td> </tr> </tbody> </table>	Year	GP	KO	Yds	Avg	TB	OB	2012	3	2	125	62.5	0	0	Career	4	6	363	60.5	0	0									
Year	GP	KO	Yds	Avg	TB	OB																										
2012	3	2	125	62.5	0	0																										
Career	4	6	363	60.5	0	0																										
DS		#53 J.R. CARR 5-11, 224, JR.-RS, LOMITA, CALIF.	<ul style="list-style-type: none"> Fourth-year team member, snapped every snap for Vols in 2012 Made college debut vs. NC State, snapped 11 times on all punts and kicks Had never played in a college game until 2012 since joining team in 2009 Awarded a scholarship prior to the start of 2012 season 	<table border="1"> <thead> <tr> <th>Year</th> <th>GP</th> <th>GP</th> </tr> </thead> <tbody> <tr> <td>2012</td> <td></td> <td>10</td> </tr> </tbody> </table>	Year	GP	GP	2012		10																						
	Year	GP	GP																													
2012		10																														
#59 MATT GIAMPAPA 6-1, 239, SO., JACKSON, TENN.	<ul style="list-style-type: none"> Returned to home state after starting as snapper at Michigan State in 2011 Snapped in all 13 games for Spartans, one of 19 true freshmen in NCAA to serve as team's starting snapper 	<table border="1"> <thead> <tr> <th>Year</th> <th>GP</th> </tr> </thead> <tbody> <tr> <td>2012</td> <td>0</td> </tr> <tr> <td>Car.</td> <td>13</td> </tr> </tbody> </table>	Year	GP	2012	0	Car.	13																								
Year	GP																															
2012	0																															
Car.	13																															
H		#3 TYLER DRUMMER 6-1, 172, JR., POWELL, TENN.	<ul style="list-style-type: none"> Has been holding on all kicks over last eight games since Florida game Scored on 5-yard rushing TD in overtime, on a fake field goal vs. Mizzou Made his collegiate debut as a holder against Georgia State (9/8) Transfer from the University of the Columbians where he played in 2009 	<table border="1"> <thead> <tr> <th>Year</th> <th>GP</th> </tr> </thead> <tbody> <tr> <td>2012</td> <td>8</td> </tr> </tbody> </table>	Year	GP	2012	8																								
	Year	GP																														
2012	8																															
#43 MATT DARR 6-1, 213, SO.-RS, BAKERSFIELD, CALIF.	<ul style="list-style-type: none"> Began year as team's starting holder, working with M. Palardy Served as a holder for the final four games of 2011 Overall, served as holder in nine games in 2011 	<table border="1"> <thead> <tr> <th>Year</th> <th>GP</th> </tr> </thead> <tbody> <tr> <td>2012</td> <td>6</td> </tr> <tr> <td>Car.</td> <td>17</td> </tr> </tbody> </table>	Year	GP	2012	6	Car.	17																								
Year	GP																															
2012	6																															
Car.	17																															
PR		#19 DEVRIN YOUNG 5-8, 172, SO., KNOXVILLE, TENN.	<ul style="list-style-type: none"> Primary punt returner for nine games, missed Troy game with conc. Returned three punts for 45 yards vs. Akron; career-hi 46 yds vs. GSU 11 punt returns for 108 yards in 2012; Eight returns for 94 yds in 2011 Longest punt return (43) of year came in first return vs. Buffalo (10/1/11) 	<table border="1"> <thead> <tr> <th>Year</th> <th>GP</th> <th>PR</th> <th>Yds</th> <th>Avg</th> <th>TD</th> <th>Lg</th> </tr> </thead> <tbody> <tr> <td>2012</td> <td>9</td> <td>15</td> <td>145</td> <td>9.7</td> <td>0</td> <td>35</td> </tr> <tr> <td>Career</td> <td>18</td> <td>23</td> <td>239</td> <td>10.4</td> <td>0</td> <td>43</td> </tr> <tr> <td colspan="7">Car. Highs: Returns: 4, Yds: 46, TDs: 0</td> </tr> </tbody> </table>	Year	GP	PR	Yds	Avg	TD	Lg	2012	9	15	145	9.7	0	35	Career	18	23	239	10.4	0	43	Car. Highs: Returns: 4, Yds: 46, TDs: 0						
	Year	GP	PR	Yds	Avg	TD	Lg																									
2012	9	15	145	9.7	0	35																										
Career	18	23	239	10.4	0	43																										
Car. Highs: Returns: 4, Yds: 46, TDs: 0																																
#84 CORDARRELLE PATTERSON <i>Pronounced (core-DARE-uhl)</i> 6-3, 205, JR., ROCK HILL, S.C.	<ul style="list-style-type: none"> Two punt returns for minus-8 yards including one for 0 yds vs. Mizzou First punt return of season came at #17 South Carolina for minus-8 yds 	<table border="1"> <thead> <tr> <th>Year</th> <th>GP</th> <th>PR</th> <th>Yds</th> <th>Avg</th> <th>TD</th> <th>Lg</th> </tr> </thead> <tbody> <tr> <td>2012</td> <td>10</td> <td>2</td> <td>-8</td> <td>-4.0</td> <td>0</td> <td>-8</td> </tr> <tr> <td>Car. Highs:</td> <td colspan="6">Returns: 1, Yds: -8, TDs: 0</td> </tr> </tbody> </table>	Year	GP	PR	Yds	Avg	TD	Lg	2012	10	2	-8	-4.0	0	-8	Car. Highs:	Returns: 1, Yds: -8, TDs: 0														
Year	GP	PR	Yds	Avg	TD	Lg																										
2012	10	2	-8	-4.0	0	-8																										
Car. Highs:	Returns: 1, Yds: -8, TDs: 0																															
KR		#19 DEVRIN YOUNG 5-8, 172, SO., KNOXVILLE, TENN.	<ul style="list-style-type: none"> Served as kick returner for first 8 games, missed Troy game with conc. 770 kickoff return yards (in just 16 games) ranks 10th in UT career history 27 returns in 2011, tied for fourth-most in Tennessee history in season Total of 628 kick return yards in 2011 was the fifth-most in Vols history 	<table border="1"> <thead> <tr> <th>Year</th> <th>GP</th> <th>KR</th> <th>Yds</th> <th>Avg</th> <th>TD</th> <th>Lg</th> </tr> </thead> <tbody> <tr> <td>2012</td> <td>9</td> <td>8</td> <td>142</td> <td>17.8</td> <td>0</td> <td>35</td> </tr> <tr> <td>Career</td> <td>18</td> <td>35</td> <td>770</td> <td>22.0</td> <td>0</td> <td>60</td> </tr> <tr> <td colspan="7">Car. Highs: Returns: 5, Yds: 135, TDs: 0</td> </tr> </tbody> </table>	Year	GP	KR	Yds	Avg	TD	Lg	2012	9	8	142	17.8	0	35	Career	18	35	770	22.0	0	60	Car. Highs: Returns: 5, Yds: 135, TDs: 0						
	Year	GP	KR	Yds	Avg	TD	Lg																									
2012	9	8	142	17.8	0	35																										
Career	18	35	770	22.0	0	60																										
Car. Highs: Returns: 5, Yds: 135, TDs: 0																																
#84 CORDARRELLE PATTERSON <i>Pronounced (core-DARE-uhl)</i> 6-3, 205, JR., ROCK HILL, S.C.	<ul style="list-style-type: none"> Ranks eighth in NCAA and 1st in SEC with 30.7 yards per kickoff return 98-yard kickoff ret. for TD was 1st conventional KOR TD by UT since 2002 Piled up 111 kickoff return yards on four returns with long of 45 vs. #1 Bama Averaged 48.2 yards on 10 kickoff returns with three kick return TDs in 2011 #1 JUCO prospect in nation by 247Sports.com; 5-star by 247Sports & Scout 	<table border="1"> <thead> <tr> <th>Year</th> <th>GP</th> <th>KR</th> <th>Yds</th> <th>Avg</th> <th>TD</th> <th>Lg</th> </tr> </thead> <tbody> <tr> <td>2012</td> <td>10</td> <td>18</td> <td>553</td> <td>30.7</td> <td>1</td> <td>98</td> </tr> <tr> <td>Car. Highs:</td> <td colspan="6">Returns: 4, Yds: 113, TDs: 1</td> </tr> </tbody> </table>	Year	GP	KR	Yds	Avg	TD	Lg	2012	10	18	553	30.7	1	98	Car. Highs:	Returns: 4, Yds: 113, TDs: 1														
Year	GP	KR	Yds	Avg	TD	Lg																										
2012	10	18	553	30.7	1	98																										
Car. Highs:	Returns: 4, Yds: 113, TDs: 1																															

2012 » PRONUNCIATION GUIDE			WHERE ARE THE COACHES?		
36	Cody Blanc	BLANK	20	Rajion Neal	RAY-zhon
42	Derrick Brodus	BRO-dus	66	Marques Pair	Mar-KEES
40	Raiques Crump	RAW-keese	1	Michael Palardy	puh-LAR-dee
90	Steven Fowlkes	FOLKS	84	Cordarrelle Patterson	core-DARE-uhl
59	Matt Giampapa	GEE-um-PAPA	41	Dontavis Sapp	don-TAY-viss
46	Channing Fugate	FEW-get	55	Jacques Smith	JOCK-kwez
70	Ja'Wuan James	Juh-WAHN	25	Quenshaun Watson	QUEN-shaun
77	Kyler Kerbyson	KYE-lerr	48	Ryeon Wedley	RYAN
34	Herman Lathers	LAH-thers	19	Devrin Young	DEV-rin
56	Curt Maggitt	Muh-JITT			
				Neyland Stadium	KNEE-land
Offensive Coord. Jim Chaney Press Box Defensive Coord. Sal Sunseri Press Box Cornerbacks Derrick Ansley Sideline Special Teams/TE Charlie Coiner Sideline Safeties Josh Conklin Press Box Running Backs Jay Graham Sideline Wide Receivers Darin Hinshaw Sideline Defensive Line John Palermo Sideline Offensive Line Sam Pittman Sideline					

► BY THE NUMBERS					
30.7	» Cordarrelle Patterson is eighth in the NCAA with 30.7 yards/kickoff return, including a 98-yard TD return at MSU, UT's first KOR TD since 2002.	64	» Tyler Bray has thrown for 64 career TDs, placing him fourth in school history (26 games). That is tied for ninth-most among all active NCAA QBs.	718	» Tennessee piled up a school-record 718 total yards on offense in the Troy game. It marked the first time Tennessee had 700-plus yards in a game all-time.

► 2012 SCHEDULE AND RESULTS

DATE	OPPONENT	SITE	TV	TIME	SERIES/RESULT	NOTE
Aug. 31	 NC STATE (6-4) Wolfpack	Atlanta, Ga. Georgia Dome	ESPNU	7:30 ET	W, 35-21	Patterson scores 2 TDs in Vols debut; Vols end 6-game Ga. Dome losing streak
Sept. 8	 GEORGIA ST. (1-10) Panthers	Knoxville Neyland Stadium	PPV	4 ET	W, 51-13	Bray 90% completion pct., 4 TD passes; Hunter ties UT rec. with 3 TD receptions.
Sept. 15	 #18 FLORIDA (9-1) Gators	Knoxville Neyland Stadium	ESPN	6 ET	L, 20-37	Vols held 20-13 lead late in 3rd; Gators score game's final 24 points to win.
Sept. 22	 AKRON (1-10) Zips	Knoxville Neyland Stadium	CSS	7:30 ET	W, 47-26	Vols tally 633 yds. total offense in win; Bray throws for 401 yds., four TDs.
Sept. 29	 at #5 Georgia (9-1) Bulldogs	Athens, Ga. Sanford Stadium	CBS	3:30 ET	L, 44-51	Second-half rally for UT falls short; Vols post 478 yards of offense in loss
Oct. 13	 at #19 Mississippi St. (7-3) Bulldogs	Starkville, Miss. Davis Wade Stadium	ESPN2	9 ET	L, 31-41	Vols rush for 200-plus yards in loss; Patterson KR for TD first for UT since 02
Oct. 20	 #1 ALABAMA (9-1) Crimson Tide	Knoxville Neyland Stadium	ESPN	7 ET	L, 13-44	Vols have lost six consec. vs Alabama; AJ Johnson 14 tackles, rushing TD
Oct. 27	 at #17 S. Carolina (8-2) Gamecocks	Columbia, S.C. Williams-Brice Stadium	ESPN	12 ET	L, 35-38	UT 4th qtr. comeback falls short; Bray 4 TD passes; Rogers 3 TD catches
Nov. 3	 TROY (5-5) Trojans	Knoxville Neyland Stadium	FSN	12 ET	W, 55-48	Vols set total offense record (718); Bray 5 TD, UT-record 530 yds passing.
Nov. 10	 MISSOURI (5-5) Tigers	Knoxville Neyland Stadium	SEC	12:21 ET	L, 48-51 (4OT)	Vols fall in four overtimes to Mizzou; Bray 4 TD passes, 404 yds passing
Nov. 19	 at Vanderbilt (6-4) Commodores	Nashville Vanderbilt Stadium	ESPN2	7 ET	UT 73-27-5	Vols have won 6 consec. meetings; UT has won 33 of last 35 in series.
Nov. 26	 KENTUCKY (1-9) Wildcats	Knoxville Neyland Stadium	--	--	UT 74-24-9	UT's series win streak of 26 snapped in '11; Vols have won 13 in a row vs. UK at home.

TEAM NOTES...

MISSOURI 51, TENNESSEE 48 (4 OT)

■ A 35-yard field goal in the fourth overtime gave Missouri a 51-48 win over the Vols at Neyland Stadium last Saturday. The game was tied 28-28 after three quarters, but the Tigers held UT scoreless in the fourth overtime and kicked the field goal for the win.

■ Tennessee posted 585 yards of total offense in the win, and QB Tyler Bray posted his third consecutive four-plus-TD game, throwing for 404 yards and four TDs. TE Mychal Rivera caught a career-best 10 passes for 129 yards and a touchdown, while WR Justin Hunter caught 9 passes for 141 yards and one touchdown.

■ Tennessee and Missouri were tied for the most all-time wins in overtime with 10 each before Saturday, a record now held by the Tigers with their 11th OT win.

■ Tennessee is now 10-4 all-time in overtime games.
■ The 99 points marks the fifth-most combined points in an overtime game between two SEC teams in league history. Tennessee also has three games this season of 95 or more combined points.

▲ Most Combined Points, SEC Overtime Games

1.	134 — Arkansas 71, Kentucky 63 (7OT)	2003
2.	114 — Arkansas 58, Ole Miss 56 (7OT)	2001
3.	105 — Georgia 56, Auburn 49 (4OT)	1996
4.	102 — Tennessee 52, Kentucky 50 (4OT)	2007
5.	99 — Missouri 51, Tennessee 48 (4OT)	2012

NOVEMBER REMEMBERED

■ The Vols are 40-12 (.769) during November since 2000 with wins in 18 of the last 24 games in the month since a win over Vanderbilt on Nov. 18, 2006.

■ UT has also won nine of its last 12 in November since a 31-16 win on Nov. 21, 2009 over Vanderbilt.

■ The Vols are 77-15 (.837) in November in the last 21 seasons since 1990. In the decade of the 90's, UT was 37-3 (.925) in November and won 21 consecutive during the month from 1990-96.

▲ Tennessee Record By Month (Since 1990)

Years	Sept.*	Oct.	Nov. ^
1990-99	28-8-2	25-7-1	37-3
2000-09	26-12	21-15	33-9
2010-12	7-5	1-11	7-3
Overall	61-25-2	47-33-1	77-15

▲ UT Home/Road Record By Month (Since 1990)

Years	Sept.*	Oct.	Nov.*	Overall
Home	49-10	26-17	44-7	119-34
Road/Neu.	12-15-2	21-16-1	33-8	66-39-3
Overall	61-25-2	33-8	77-15	183-73-3

*-Includes August ^-Includes December

Note: Regular-season games only

OWNING OVERTIME

■ Tennessee's loss to Missouri broke a tie for the most wins in overtime, as the Tigers now hold an 11-10 edge.

■ UT's win over Vanderbilt on Nov. 19, 2011 marked the 10th all-time victory in overtime for Tennessee.

■ The Vols are now 6-1 at home all-time in overtime and 4-3 on the road. In overtime games in which a scoring play ends the game, Tennessee is now 6-2.

■ The Vols are 2-2 in overtime in the Derek Dooley era, winning over UAB in 2010 and Vanderbilt last year while losing to North Carolina in the 2010 Franklin American Music City Bowl and Missouri in 2012.

▲ Most OT Wins, NCAA FBS Division I, All-Time

School	OT Record	Pct.
Missouri	11-4	.733
Tennessee	10-4	.714
Arkansas	9-3	.750
LSU	8-5	.615
North Carolina State	8-5	.615
Oregon	8-4	.667

▲ Most OT Games, NCAA FBS Division I, All-Time

School	OT Games	Record
Missouri	15	11-4
Tennessee	14	10-4
Pittsburgh	14	6-8
TCU	14	6-8

CHECK THE STATS

■ The Vols are second in the SEC and tied for 20th nationally in scoring offense at an average of 37.9 points per game in 2012.

■ UT ranks second in the SEC and 14th nationally in total offense at 485.1 yards per game (4,951 total yards). The Vols also lead the conference and are 7th nationally in passing offense at 334.0 yards per game.

▲ SEC Passing Offense Leaders, 2012

TENNESSEE	334.0 ypg
Texas A&M	302.7 ypg
Arkansas	302.6 ypg

■ In 10 games this season, the Vols have thrown for at least 333 yards in six of them, with three games of more than 400 yards (Akron, Troy, Missouri).

■ The Vols have rushed for at least 184 yards in six of 10 games in 2012 after doing so only once in 2011.

■ Tennessee's top rushing performance vs. SEC teams in 2011 was 138 yards at Arkansas. This season, the Vols have eclipsed that twice, including 213 yards at Mississippi State and 197 at Georgia.

■ The Vols have eight scoring drives of 37 or fewer seconds after accomplishing the feat only once in 2011, in the opening drive of the opening game vs. Montana. Four of the six first-half scoring drives for UT vs. Troy lasted 91 or fewer seconds.

■ UT is 11-4 under Derek Dooley when passing for 300 yards, including wins in seven of the last nine games when doing so.

■ Tennessee has allowed at least 300 yards passing in five consecutive games following a 23-game streak from 2010-12 in which UT did not allow a 300-yard passing game.

RANKINGS/SCHEDULE

■ Tennessee has played five teams who are currently ranked in the top 25, including three in the top seven (#4 Georgia, #5 Alabama, #7 Florida). The Vols have also played #11 South Carolina.

■ Of the top nine teams in the most recent BCS standings, six are from the SEC, including four teams

the Vols have played this season (#4 Alabama, #5 Georgia, #6 Florida, #9 South Carolina).

■ The Vols had a recent stretch of playing against four consecutive Top 20 teams: #5 Georgia, #19 Mississippi State, #1 Alabama and #17 South Carolina. The last time the Vols faced such a gauntlet was when facing five in a row in 1991 (#21 UCLA, #23 Mississippi State, #13 Auburn, #10 Florida, #14 Alabama).

■ The Vols have played the 12th-toughest schedule in the nation in terms of teams played so far this season. Tennessee's past opposition has a combined record of 49-29.

■ In facing No. 1 Alabama, UT has faced a top-ranked team in three of the last four seasons (2009 vs. both Florida and Alabama; 2011 vs. LSU). The Vols have also faced multiple top five teams in five of the last six seasons since 2007 and in seven of nine since 2004.

■ Eight of Tennessee's 2012 opponents earned a bid to play in a bowl game last season.

APPROACHING 800

■ Tennessee has won 798 games in the program's history, two away from becoming the eighth school all-time to reach the 800-win mark.

▲ Most Wins, NCAA FBS Division I, All-Time

School	All-Time Wins
Michigan	902
Texas	866
Nebraska	864
Notre Dame	863
Ohio State	835
Oklahoma	826
Alabama	823
TENNESSEE	798
Southern California	786
Georgia	757

HISTORIC SCORING

■ The 103 combined points scored in the 55-48 win over Troy is the fourth-most in SEC history and the second-most in 2012 (Texas A&M 59, La. Tech 57).

■ The 95 combined points scored in the 51-44 loss at Georgia on Sept. 29 is the 10th-highest-scoring game (non-overtime) involving an SEC team and the fifth-highest-scoring game between two SEC opponents.

▲ Highest Scoring SEC Games, All-Time (Non-OT)

1. 116 — Texas A&M (59) vs. La. Tech (57)	2012
2. 108 — Auburn (65) vs. Arkansas (43)	2010
3. 104 — So. Carolina (65) vs. Miss. St. (39)	1995
4. 103 — Tennessee (55) vs. Troy (48)	2012
5. 102 — Kentucky (68) vs. Louisville (34)	1998
6. 99 — Florida (62) vs. Tennessee (37)	1995
7. 98 — E. Carolina (56) vs. S. Carolina (42)	1994
8. 97 — Georgia (62) vs. Vanderbilt (35)	1984
9. 97 — Ole Miss (31) vs. Texas (66)	2012
10. 95 — Georgia (51) vs. Tennessee (44)	2012

■ Tennessee has at least 30 points in the first half twice this year, 31 vs. Troy and 30 at Georgia. The last 30-point first half for Tennessee was vs. Ole Miss (31-14 at half) en route to a 52-14 victory in Knoxville on Nov. 14, 2010. The 60 combined points in the first half of the Georgia game were the most in a game between two SEC teams since 2004.

TOUCHDOWN TALLY

■ Tennessee has scored 49 touchdowns in 2012, 18 more than the 2011 full-season total of 31.

■ Tennessee's 17 rushing touchdowns are six more than the Vols' full-season 2011 total, and the 30 passing TDs are 12 more than the team's 2011 tally of 18.

■ UT has 47 offensive touchdowns this season (one INT, one kickoff return), the most since the 2007 Vols scored 52 offensive touchdowns.

■ The 103 combined points scored in the last two games is the most for the Vols in consecutive games since 2003 (59 vs. Mississippi State; 48 vs. Vanderbilt)

■ The Vols scored 44-plus points three times in a four-game stretch in the same season for the first time since 1996 (51 vs. Georgia State, 20 vs. Florida, 47 vs. Akron, 44 vs. Georgia). In 1996, UT scored 55 vs. Arkansas, 56 vs. Kentucky, 14 at Vanderbilt, and 48 vs. Northwestern to end the season.

GROUND ATTACK

■ The Vols are averaging 161.1 yards rushing per game in 2012, an increase of 71 yards per game more than last season's final total of 90.1 rushing yards per game.

■ UT is averaging 69.1 rushing yards more per game than its 92.0 through 10 games in 2011.

■ The Vols have played seven BCS schools thus far in 2012. Tennessee is averaging 143.9 yards rushing in those games, more than double the 70.4 rushing yards per game the Vols averaged vs. BCS foes in 2011.

■ Tennessee rushed for 213 yards at Mississippi State, the first 200-yard rushing game on the road for the Vols since 2009 at Kentucky and only the fifth in an SEC road game for UT in the last nine seasons.

■ UT Rushing Yards Averages, 2012 vs. 2011

Rush Yds.	2012	2011	Increase
Total	161.1	90.1	+71.0 ypg
Thru 10 Games	161.1	92.0	+69.1 ypg
vs. BCS Opp.	143.9	70.4	+73.5 ypg

TURNOVER TALES

■ Tennessee ranks sixth in the SEC with 11 interceptions. The 11 interceptions eclipses the full-season total of nine for UT in 2011.

■ Tennessee is +3 in turnover margin in its four wins this season and -7 in turnovers in six losses.

■ The Vols are -3 in turnover margin in 2012.

■ UT did not force a turnover against Troy, snapping a streak of five consecutive games in which UT lost when not recording a takeaway since LSU in 2011.

■ The Vols are 11-6 under Derek Dooley when forcing multiple turnovers and have won seven consecutive games since Memphis in 2010 when intercepting multiple passes (12-3 since 2008 when doing so).

FRESH BEAT

■ DB LaDarrell McNeil has started the last five games, beginning with Mississippi State, and DB Daniel Gray made his first career start vs. Troy. Those two are the only true freshman to start for the Vols this season. Seven different true freshmen made a combined 39 starts last season for UT, including at least one in every game.

■ Overall, the Vols have played 16 freshmen this season, including six redshirt freshmen. Last season the Vols played 16 true freshmen, including at least two in 11 of 12 games and three or more in eight contests,

while 21 freshmen overall played in 2011.

■ The Vols played only two true freshmen in the win over NC State: WR Cody Blanc and DB Deion Bonner, but played seven more in the win over Georgia State and WR Pig Howard debuted vs. Florida. Bonner is the only true freshman to play in all nine games this season, mostly on special teams.

■ The seven true freshmen who made their collegiate debut vs. Georgia State were WR Jason Croom, DB Daniel Gray, FB Justin King, DB LaDarrell McNeil, DL Omari Phillips, DL Trent Taylor, and RB Quenshaun Watson.

■ Redshirt freshmen making their collegiate debut for the Vols in 2012: DB Geraldo Orta, LB Christian Harris, OL Mack Crowder, OL Tyler Kerbyson, OL Alan Posey, and DL Trevarris Saulsberry.

■ The Vols played a combined 32 true freshmen and 47 freshmen overall during the 2010 and 2011 seasons.

■ 2012 Tennessee True Freshmen

Player	Games Played
Cody Blanc	NCSU, GSU, Akr., UGA, Ala., SC, Troy, Miz
Deion Bonner	NCSU, GSU, Fla., Akr., UGA, MSU, Ala., SC, Miz
Jason Croom	GSU, Akr., UGA
Daniel Gray	GSU, Fla., Akr., UGA, Ala., SC, Troy, Miz
Pig Howard	Fla., Akr., UGA, MSU, Ala., SC, Troy, Miz
Justin King	GSU, Akr., UGA, Ala., Troy, Miz
LaDarrell McNeil	GSU, Fla., Akr., UGA, MSU, Ala., SC, Troy, MU
Omari Phillips	GSU
Trent Taylor	GSU
Quenshaun Watson	GSU, Akr., MSU, SC

ACADEMIC EXCELLENCE

■ Two current Vol football players have already earned their degree: fullback Ben Bartholomew and linebacker Herman Lathers.

TENNESSEE FANS TUNING IN

■ The Vols have been a fixture on national television this season and have done their part to make the TV ratings meter jump.

■ The Tennessee-Florida football game was the most-watched college football game for the week of Sept. 15. ESPN's broadcast led all games with 5,076,000 total viewers for Florida's 37-20 victory over the Vols. The game garnered a rating of 30.1 in Knoxville, meaning nearly one in every three homes in the area were tuned into the Vols football game.

■ The Tennessee at Georgia game on CBS on Sept. 29 recorded a national rating of 2.9 with a 7 share. The viewing audience was 4.682 million which marked the second-most viewed college football game of the weekend behind Ohio State-Michigan State on ABC. In Knoxville, the Vols-Georgia game drew a 26.8 rating and a 47 share, meaning 47 percent of televisions in the market were tuned in to the game.

■ On Aug. 31, ESPN averaged 1,491,000 viewers (based on a 1.3 rating and 945,000 households) for its telecast of Tennessee beating NC State, 35-21, making it the network's most-viewed college football game ever.

■ ESPN's prime time telecast of Alabama at Tennessee was the second most-viewed night game on Oct. 20. The game averaged 4,223,000 viewers on a 2.5 US rating (2.9 coverage rating).

■ Tennessee's game at South Carolina on Oct. 27 aired on ESPN, earning a 3.0 rating which was the third-highest rated college football game that day and the highest-rated game in the Noon window.

► VOLS ON PRESEASON WATCH LISTS

■ Eight Vols were honored on nine preseason award watch lists.

Name, Position	Award	Description	No. of candidates	Semifinal Cut	Finalist Cut	Winner
Tyler Bray, QB	Maxwell Award	Most outstanding player	65	Oct. 29	Nov. 19	Dec. 6
	Manning Award	Top quarterback	25	--	--	Jan. 2013
	Walter Camp	Player of the Year	50	Mid-November	--	Dec. 6
	Davey O'Brien	Best quarterback	34	Oct. 22	Nov. 19	Dec. 6
Justin Hunter, WR	Biletnikoff Award	Top receiver	49	Nov. 12	Nov. 19	Dec. 6
A.J. Johnson, LB	Butkus Award	Top linebacker	51	Oct. 22	Nov. 20	Jan. 2013
Herman Lathers, LB	Senior Bowl Watch List	2013 Senior Bowl	312	--	--	Jan. 26
Mychal Rivera, TE	Mackey Award	Top tight end	33	Nov. 12	Nov. 19	Dec. 6
	Senior Bowl Watch List	2013 Senior Bowl	312	--	--	Jan. 26
Marsalis Teague, DB	Senior Bowl Watch List	2013 Senior Bowl	312	--	--	Jan. 26
Dallas Thomas, OL	Outland Trophy	Top interior lineman	71	--	Nov. 19	Dec. 6
	Senior Bowl Watch List	2013 Senior Bowl	312	--	--	Jan. 26
Prentiss Waggner, DB	Senior Bowl Watch List	2013 Senior Bowl	312	--	--	Jan. 26



QB TYLER BRAY /// 6-6 • 210 • Junior • Kingsburg, Calif.

Record as a Starter: 12-10 | SEC: 4-9 | Home: 9-4 | Away/Neutral: 3-6 | Regular Season: 12-9



► TYLER BRAY CAREER STATS

PASSING	G	Cmp	Att	Int	Yds	TD	Lg	Pct	Avg/Att	Avg/G	Effic
2010	9	125	224	10	1849	18	80	55.8	8.25	205.4	142.73
2011	7	147	247	6	1983	17	81	59.5	8.03	283.3	144.81
2012	10	237	388	10	3216	29	72	61.1	8.29	321.6	150.22
TOTAL	26	509	859	26	7048	64	81	59.3	8.20	271.1	146.71
As Starter	22	484	812	23	6745	62	81	59.6	8.31	306.6	148.91

- Maxwell Award Watch List
- Davey O'Brien Award Watch List
- Manning Award Watch List
- Walter Camp Award Watch List

AMONG THE NATION'S LEADERS

■ With 29 touchdown passes this season, junior quarterback Tyler Bray is tied for fifth among all players in the NCAA.

■ 2012 NCAA TD Pass Leaders

Player	School	G	A-C-INT	TD
Seth Doege	Texas Tech	10	420-295-9	34
Matt Barkley	Southern Cal	10	349-226-13	33
Derek Carr	Fresno State	11	425-283-5	32
Geno Smith	West Virginia	9	399-343-3	31
Tyler Bray	Tennessee	10	388-237-10	29
Rakeem Cato	Marshall	10	494-343-8	29

■ Bray also ranks sixth in the NCAA in both passing yards this season (3,216) and passing yards per game (321.6), 11th in total offense per game (321.10) and 26th in passing efficiency (150.22).

■ For his career, Bray is second among active NCAA quarterbacks in total offense per play (7.49) and sixth in passing yards per game (271.1).

■ Active NCAA Career Leaders - Total Offense/Play

Player	School	Plays	Yards	YPP
Jordan Lynch	Northern Ill.	545	4,304	7.90
Tyler Bray	Tennessee	917	6,870	7.49
Casey Pachall	TCU	553	4,115	7.44
A.J. McCarron	Alabama	689	6,106	7.41
Terrance Owens	Toledo	860	6,360	7.40

■ Active NCAA Career Leaders - Passing YPG

Player	School	G	Yards	YPG
Landry Jones	Oklahoma	48	15,070	314.0
David Piland	Houston	18	5,568	309.3
Corey Robinson	Troy	34	9,658	284.1
Seth Doege	Texas Tech	28	7,776	277.7
Sean Mannion	Oregon State	18	4,907	272.6
Tyler Bray	Tennessee	26	7,048	271.1

■ Bray is also ninth among all active NCAA players in both career passing touchdowns (64) and total offense per game (264.2).

■ Active NCAA Career Leaders - Passing TDs

Player	Yr.	School	G	INT	TD
Matt Barkley	Sr.	Southern Cal	46	46	113
Landry Jones	Sr.	Oklahoma	48	48	111
Geno Smith	Sr.	West Virginia	40	18	87
Aaron Murray	Jr.	Georgia	37	29	83
Alex Carder	Sr.	Western Mich.	38	35	72
Zac Dysert	Sr.	Miami (OH)	44	50	70
Ryan Nassib	Sr.	Syracuse	54	26	65
Tajh Boyd	Jr.	Clemson	31	24	65
Seth Doege	Sr.	Texas Tech	28	19	64
Tyler Bray	Jr.	Tennessee	26	26	64

BRAY-WATCH

■ Bray has moved up to fourth on the Tennessee career passing touchdowns list. With 64, he has passed the trio of Jonathan Crompton, Heath Shuler and Andy Kelly, all of whom had 36. Next on the list with 72 is Erik Ainge.

■ Bray also ranks fourth in career passing yards (7,048), fourth in pass attempts (859) and fifth in completions (509).

■ Bray tossed four TD passes against Missouri, marking the 20th time he has thrown for multiple touchdowns in his career, all in the last 23 games.

■ Tennessee Career Passing Touchdowns

Name	TD	GP	TD/G	Years
1. Peyton Manning	89	44	2.02	1994-97
2. Casey Clausen	75	45	1.67	2000-03
3. Erik Ainge	72	43	1.67	2004-07
4. Tyler Bray	64	25	2.56	2010-Pres.

▲ Tennessee Career Passing Yards

Name	Yards	Years
1. Peyton Manning	11,201	1994-97
2. Casey Clausen	9,707	2000-03
3. Erik Ainge	8,700	2004-07
4. Tyler Bray	7,048	2010-Pres.
5. Andy Kelly	6,397	1988-91

▲ Tennessee Career Completions

Name	Comp.	Years
1. Peyton Manning	863	1994-97
2. Casey Clausen	775	2000-03
3. Erik Ainge	733	2004-07
4. Andy Kelly	514	1988-91
5. Tyler Bray	509	2010-Pres.

▲ Tennessee Career Passing Attempts

Name	Att.	Years
1. Peyton Manning	1,381	1994-97
2. Casey Clausen	1,270	2000-03
3. Erik Ainge	1,210	2004-07
4. Tyler Bray	859	2010-Pres.
5. Andy Kelly	846	1988-91

▲ Tennessee Career Total Offense

Name	Yards	Years
1. Peyton Manning	11,020	1994-97
2. Casey Clausen	9,577	2000-03
3. Erik Ainge	8,473	2004-07
4. Tyler Bray	6,870	2010-Pres.
5. Andy Kelly	6,427	1988-91

► THE BOOK ON BRAY

NCAA (2012)

2012 Passing TDs	T-5th	29
2012 Passing Yards/Game	6th	321.6
2012 Passing Yards	6th	3,216
2012 Total Offense/Game	11th	321.1
2012 Passing Efficiency	26th	151.22

NCAA (Career)

Career Total Offense/Play	2nd	7.49
Career Passing Yards/Game	6th	271.1
Career Passing TDs	9th	64
Career Total Offense/Game	9th	264.2

TENNESSEE (Career)

Career Passing TDs	4th	64
Career Passing Yards	4th	7,048
Career Total Offense	4th	6,870
Career Passing Attempts	4th	859
Career Completions	5th	509

Longest Scoring Drive (Yards)

93 yards (12 plays) vs. Montana (9/3/11) - TD

Longest Scoring Drive (Plays)

16 plays (76 yards) vs. Florida (9/15/12) - TD

Longest Scoring Drive (Time)

7:22 (14 plays, 80 yards) vs. Georgia (10/8/11) - FG

500-Yard Passing Games

1
Last, 530 yards vs. Troy (11/3/12)

400-Yard Passing Games

4
Last, 404 yards vs. Missouri (11/10/12)

300-Yard Passing Games

12
Last, 404 yards vs. Missouri (11/10/12)

Three-TD Games

12
Last, 4 TDs vs. Missouri (11/10/12)

Four-TD Games

9
Last, 4 TDs vs. Missouri (11/10/12)

Five-TD Games

2
Last, 5 TDs vs. Troy (11/3/12)



BRAY IN A GROOVE

■ Bray has been on fire over the last three weeks, throwing for at least four touchdowns in each contest. During that span, Bray has completed 64.6 percent of his passes (93-of-144) for 1,302 yards and 13 touchdowns.

RECORDS FALL AS BRAY TOPPLES TROY

■ Bray threw for a school-record 530 yards, racking up a career-high-tying five touchdowns and completing 29 of 47 passes with no interceptions vs. Troy on Nov. 3 in Knoxville. He averaged 18.3 yards per completion.

■ Bray surpassed Peyton Manning's previous UT single-game record of 523 yards (1997 vs. Kentucky), which had stood as both the passing yards and total offense school record.

■ Bray's passing yardage total of 530 yards ranks second in SEC history. Only Georgia's Eric Zeier had a better day, piling up 544 vs. Southern Miss in 1993.

■ It was the second time Bray tallied five scoring passes, posting the second-highest total in school history and matching his effort vs. Memphis on Nov. 6, 2010. Erik Ainge holds the UT and SEC record with seven vs. Kentucky in 2007.

■ Bray threw for a UT single-half record off 313 yards in the first half, breaking his previous best of 308 at Memphis on Nov. 6, 2010.

SHOOTING FOR 300

■ The junior slinger leads all active SEC quarterbacks with 12 career 300-yard passing games. Arkansas' Tyler Wilson is second with eight. Bray has eclipsed 300 yards passing in 12 of his 22 career starts.

■ Bray has averaged 306.6 yards passing per game in his 22 career starts, and Tennessee is 12-10 in those games, including a 9-4 mark at Neyland Stadium. At the time of his injury in 2011, his 315.8 passing yards per game ranked ninth nationally and first in the SEC. He is 12-9 in regular-season starts.

■ Since becoming UT's primary QB at halftime of the South Carolina game on 10/30/10, Bray is 506-of-829 (61.0%) for 6,904 yards, 64 TDs and just 24 INTs.

■ Bray set a UT record, throwing for at least two touchdowns in 10 consecutive games (10/30/10 at South Carolina-10/11 vs. Buffalo).

■ With four TDs vs. Cincinnati last season, Bray set the UT record with eight consecutive games with multiple touchdown throws, breaking Peyton Manning's previous mark of seven, as Manning accomplished the feat from the 1997 Florida Citrus Bowl vs. Northwestern through the Alabama game in 1997.

500 IS THE MAGIC NUMBER

■ Bray is one of just two Tennessee quarterbacks to ever pass for 500+ yards in a game, joining the elite club with Peyton Manning.

■ He last accomplished the feat with 530 passing yards against Troy, breaking Manning's previous school record of 523 set in 1997 which was the only other time a UT quarterback has ever crossed that threshold.

▲ Tennessee Single-Game Passing Yards

Name	Yards	Years
1. Tyler Bray	530	vs. Troy (2012)
2. Peyton Manning	523	vs. Kentucky (1997)
3. Peyton Manning	492	vs. Florida (1996)
4. Peyton Manning	408	vs. N'Western (1996)
5. Tyler Bray	405	vs. Cincinnati (2011)
6. Tyler Bray	404	vs. Missouri (2012)
7. Tyler Bray	401	vs. Akron (2012)

14 IN A ROW

■ Bray completed his last 13 passes against Georgia State, finishing 18-for-20 on the day to set a personal-best completion percentage mark (90%). He then added one more against Florida before the run ended at 14 in a row, the third-longest consecutive completions streak in school history.

▲ Tennessee Consecutive Completions

Name	Comp.	Game (Year)
1. Tee Martin	24	vs. Alabama/at USC 1998
2. Erik Ainge	15	vs. Air Force (2006)
3. Tyler Bray	14	vs. Ga St./Florida (2012)
4. Jeff Francis	13	vs. Indiana (1987)
Casey Clausen	13	vs. Kentucky (2000)
6. Peyton Manning	12	at Kentucky (1997)
7. Heath Shuler	11	vs. Louisville (1993)

▲ Tennessee Single-Season Passing Touchdowns

Name	TDs	Year
1. Peyton Manning	36	1997
2. Erik Ainge	31	2007
3. Tyler Bray	29	2012
4. Jonathan Crompton	27	2009
Casey Clausen	27	2003
6. Heath Shuler	25	1993

▲ Tennessee Single-Season Passing Yards

Name	Yards	Year
1. Peyton Manning	3,819	1997
2. Erik Ainge	3,522	2007
3. Peyton Manning	3,287	1996
4. Tyler Bray	3,216	2012
5. Erik Ainge	2,989	2006

▲ Tennessee Single-Season Completions

Name	Comp.	Year
1. Erik Ainge	325	2007
2. Peyton Manning	287	1997
3. Peyton Manning	244	1995
4. Peyton Manning	243	1996
5. Tyler Bray	237	2012

▲ Tennessee Single-Season Passing Attempts

Name	Att.	Year
1. Erik Ainge	519	2007
2. Peyton Manning	477	1997
3. Casey Clausen	412	2003
4. Tyler Bray	388	2012
5. Jonathan Crompton	384	2009

NON-CONFERENCE KILLER

■ In 10 career games against non-conference foes, Bray has completed 67.3 percent of his passes (222-of-330) for 3,275 yards (327.5 ypg) with just five interceptions to 35 touchdowns. That equates to a 182.61 passer rating.

► BRAY'S UT RECORDS

Career TD passes/game: 2.56 (64 TDs in 25 games)

Single-Game Passing Yards: 530 vs. Troy (11/3/12)

Consec. Games w/ Multi TDs: 10 gms (10/30/10-10/1/11)

Passing Yards in a Half: 313 vs. Troy (1st) (11/3/12)

Single-Game Total Offense: 530 vs. Troy (11/3/12)

Single-Game Completion Pct (min. 30): 82.9 % vs. Cincinnati (34-of-41) (9/10/11)

► BRAY IN THE SEC

■ Tyler Bray currently ranks among the top five for active SEC players in five different statistical categories.

▲ Current SEC Leaders - Total Offense Yards

9,092 - Aaron Murray, Georgia (8,854 pass, 238 rush)
7,089 - Tyler Wilson, Arkansas (7,181 pass, -92 rush)
6,872 - Tyler Bray, Tennessee (7,048 pass, -176 rush)
5,106 - AJ McCarron, Alabama (4,872 pass, -75 rush)
4,292 - Connor Shaw, S. Carolina (3,281 pass, 1,011 rush)
4,056 - Tyler Russell, Mississippi St. (3,918 pass, 138 rush)

▲ Current SEC Leaders - TD Responsibility

65 - Tyler Bray, Tennessee (1 rush, 64 pass)
53 - Tyler Wilson, Arkansas (4 rush, 49 pass)
42 - A.J. McCarron, Alabama (3 rush, 39 pass)
41 - Marcus Lattimore, South Carolina (3 rec, 38 rush)
40 - Connor Shaw, South Carolina (11 rush, 29 pass)

▲ Current SEC Leaders - Pass Completions

627 - Aaron Murray, Georgia (1,019 atts., 8,854 yards)
539 - Tyler Wilson, Arkansas (865 atts., 7,181 yards)
509 - Tyler Bray, Tennessee (859 atts., 7,048 yards)
406 - AJ McCarron, Alabama (614 atts., 5,181 yards)
290 - Tyler Russell, Mississippi St. (497 atts., 3,918 yards)
266 - Connor Shaw, S. Carolina (405 atts., 3,281 yards)

▲ Current SEC Leaders - Passing Yards

8,854 - Aaron Murray, Georgia (627 of 1,019)
7,181 - Tyler Wilson, Arkansas (539 of 865)
7,048 - Tyler Bray, Tennessee (509 of 859)
5,181 - AJ McCarron, Alabama (406 of 614)
3,918 - Tyler Russell, Mississippi State (290 of 497)

▲ Current SEC Leaders - Touchdown Passes

64 - Tyler Bray, Tennessee
49 - Tyler Wilson, Arkansas
39 - A.J. McCarron, Alabama
29 - Tyler Russell, Mississippi State
29 - Connor Shaw, South Carolina

► TYLER BRAY CAREER GAME-BY-GAME

Date	Opponent	C-A-I	Yds	TD	Lg
Sept 4, 2010	UT MARTIN	3-6-1	24	0	9
Oct 09, 2010	at Georgia	8-12-0	81	0	22
Oct 23, 2010	ALABAMA	5-14-1	39	0	16
Oct 30, 2010	at South Carolina	9-15-1	159	2	62
Nov 06, 2010	at Memphis *	19-33-0	325	5	42
Nov 13, 2010	OLE MISS *	18-34-0	323	3	80
Nov 20, 2010	at Vanderbilt *	16-27-2	232	2	34
Nov 27, 2010	KENTUCKY *	20-38-2	354	2	49
Dec 30, 2010	vs North Carolina *	27-45-3	312	4	45
Totals		125-224-10	1849	18	80

Date	Opponent	C-A-I	Yds	TD	Lg
Sept 3, 2011	MONTANA *	17-24-0	293	3	81
Sept 10, 2011	CINCINNATI *	34-41-0	405	4	33
Sept 17, 2011	at Florida *	26-48-2	288	3	22
Oct 1, 2011	BUFFALO *	21-30-0	342	4	58
Oct 8, 2011	GEORGIA *	18-33-0	251	0	27
Nov 19, 2011	VANDERBILT *	16-33-2	189	2	22
Nov 26, 2011	at Kentucky *	15-38-2	215	1	53
Totals		147-247-6	1983	17	81

Date	Opponent	C-A-I	Yds	TD	Lg
Aug 31, 2012	vs. NC State *	27-41-0	333	2	72
Sept 8, 2012	GEORGIA STATE *	18-20-0	310	4	45
Sept 15, 2012	FLORIDA *	22-44-2	267	2	42
Sept. 22, 2012	AKRON *	27-43-1	401	4	48
Sept. 29, 2012	at Georgia *	24-45-3	281	2	62
Oct. 13, 2012	at Mississippi State *	13-24-1	148	2	26
Oct. 20, 2012	ALABAMA *	13-27-2	184	0	44
Oct. 27, 2012	at South Carolina *	27-43-1	368	4	61
Nov. 3, 2012	TROY *	29-47-0	530	5	58
Nov. 10, 2012	MISSOURI *	37-54-0	404	4	43
Totals		237-388-10	3216	29	72

As Starter	484-812-23	6745	62	81
Career Totals	509-859-26	7048	64	81

* - Game started by Bray

WR JUSTIN HUNTER /// 6-4 • 200 • Junior • Virginia Beach, Va.



► HUNTER CAREER STATS

RECEIVING

Year	GP/GS	Rec	Yds	Avg	TD	Lg
2010	13/2	16	415	25.9	7	80
2011	3/3	17	314	18.5	2	81
2012	10/10	65	979	15.1	8	46
Totals	26/15	98	1,708	17.4	17	81

Car. Highs: Rec: 10, Yds.: 181, TDs: 3 (2x)

■ Biletnikoff Award Watch List

- 2012 Preseason All-SEC 1st Team (Lindy's)
- 2012 Preseason All-SEC 2nd Team (Athlon)
- SEC's Most Dangerous Threat (Lindy's)

GAME-BY-GAME

2012 Opp.	Rec	Yds	TD	Long
vs. NC State	9	73	0	19
Ga. State	8	146	3	25
Florida	5	76	0	42
Akron	8	115	1	25
at Georgia	3	46	0	18
at Mississippi State	2	41	0	26
Alabama	4	70	0	44
at South Carolina	8	90	0	20
Troy	9	181	3	46
Missouri	9	141	1	43
at Vanderbilt				
Kentucky				

■ UT Three Receiving TDs in a Game

Name	Opp.	Year
Justin Hunter	Georgia State	2012
Zach Rogers	South Carolina	2012
Justin Hunter	Troy	2012
Chris Hannon	Mississippi State	2003
Donte Stallworth	at Kentucky	2001
Donte Stallworth	Memphis	2001
Cedrick Wilson	Arkansas	2000
Marcus Nash	at Kentucky	1997
Billy Williams	at Florida	1993
Carl Pickens	Kentucky	1990
Jim Powell	at Ole Miss	1964

■ Career Touchdowns

1.	25	Joey Kent	1993-96
2.	24	Cedrick Wilson	1997-00
3.	20	Marcus Nash	1994-97
4.	19	Peerless Price	1995-98
5.	18	Denarius Moore	2007-10
	18	Cory Fleming	1990-93
7.	17	Robert Meachem	2004-06
	17	Justin Hunter	2010-

HUNTER'S BACK & BETTER THAN EVER

■ After missing most of the 2011 season with a torn ACL, junior wide receiver Justin Hunter has come back in a big way.

■ His 65 catches so far this season rank tied for first in school history through the first 10 games of a season, with Marcus Nash (1996) and are seventh-most in a single-season in UT history. Marcus Nash leads with 76 single season receptions.

■ Hunter has eight career 100-yard receiving games, one of five Vols to establish the feat, in just 26 career games.

■ Hunter has 17 TD catches in his career and eight in 2012 after adding another against Missouri in overtime, setting a new single-season career best for TDs in a season.

■ Over the last three games, Hunter has 26 rec. for 412 yards and 4 TDs.

AMONG THE TOP OF THE COUNTRY

■ Hunter has established himself as one of the top receivers in the NCAA this season, ranking among the nation's best in a variety of categories.

- 13th in NCAA/3rd SEC in rec. yds/game (97.9 per/g)
- 26th in NCAA/3rd SEC in rec./game (6.5/game)
- 13th in NCAA/3rd SEC in receiving yards (979)

HUNTER HIGHLIGHTS

■ Justin Hunter's third TD grab against Georgia State was his 50th career reception as a Vol. He needs just two more this season to reach the century mark.

■ Against Georgia State, Hunter posted the fifth 100-yard receiving effort of his career, finishing with eight catches for 146 yards. He added a 100 yard game against Akron (Sept. 22) finishing with eight catches for 115 yards.

■ Hunter hauled in eight grabs against Akron (Sept. 22) for 115 yards and a touchdown, his sixth career 100-yard receiving game.

■ Hunter netted 70 yards on just four catches against No. 1 Alabama (Oct. 20), the fourth most the Crimson Tide has allowed an individual player this year.

■ Hunter hauled in nine more passes against Missouri for 141 yards and a touchdown, marking his eighth career 100-yard game.

HUNTER SHINES VS. TROY

■ Justin Hunter caught nine passes for 181 yards and three touchdowns against Troy (Nov. 3), posting the No. 4 receiving yardage total in the SEC this season.

■ Hunter scored on 21, 40, and 46-yard touchdown passes. It marked the second time this season he hauled in three TD tosses and it marked UT's third occasion this season, with Zach Rogers (South Carolina) adding the other effort.

■ He is the second UT player to have two three-TD games in his career. Donte' Stallworth was the first to do so in 2001.

■ Hunter 100-Yard Receiving Games

Oct. 9, 2010	at Georgia	4-110-1, 38
Nov. 13, 2010	vs. Ole Miss	3-114-2, 80
Sept. 3, 2011	vs. Montana	6-146-1, 81
Sept. 10, 2011	vs. Cincinnati	10-156-1, 33
Sept. 8, 2012	vs. Georgia State	8-146-3, 25
Sept. 22, 2012	vs. Akron	8-115-1, 25
Nov. 3, 2012	vs. Troy	9-181-3, 46
Nov. 10, 2012	vs. Missouri	9-141-1, 43

■ UT's Top-10 Single-Season Receiving Yards

1.	1,298	Robert Meachem	2006
2.	1,170	Marcus Nash	1997
3.	1,080	Joey Kent	1996
4.	1,055	Joey Kent	1995
5.	1,040	Da'Rick Rogerse	2011
6.	1,010	Kelley Washington	2001
7.	1,000	Lucas Taylor	2007
8.	981	Denarius Moore	2010
9.	979	Justin Hunter	2012

■ UT's Top-10 Single-Season Receptions

1.	76	Marcus Nash	1997
2.	73	Lucas Taylor	2007
3.	71	Robert Meachem	2006
4.	69	Joey Kent	1995
5.	68	Joey Kent	1996
6.	67	Da'Rick Rogers	2011
7.	65	Justin Hunter	2012

■ UT's Career Receiving Yards

1.	2,814	Joey Kent	1993-96
9.	1,875	Carl Pickens	1989-91
10.	1,826	Anthony Hancock	1978-81
11.	1,747	Donte' Stallworth	1999-01
--	1,708	Justin Hunter	2010-

■ 100-Yard Receiving Games

1.	15	Joey Kent	1993-96
2.	11	Marcus Nash	1994-97
3.	8	Peerless Price	1995-98
	8	Tim McGee	1982-85
8	Justin Hunter	2010-	

■ Most Catches First 10 Games

Name	No.	Years
1. Marcus Nash	65	1997
Justin Hunter	65	2012
3. Joey Kent	62	1996
4. Da'Rick Rogers	55	2011

■ Most Catches First 11 Games

Name	No.	Years
1. Marcus Nash	67	1997
2. Joey Kent	66	1996
3. Da'Rick Rogers	65	2011
4. Cedrick Wilson	57	1999



WR CORDARRELLE PATTERSON /// 6-3 • 205 • Junior • Rock Hill, S.C.



► PATTERSON CAREER STATS

RECEIVING

Year	GP/GS	Rec	Yds	Avg	TD	Lg
2012	10/10	39	638	16.4	4	58

Car. Highs: Rec: 69 Yds: 219, TDs: 1 (2x)

RUSHING

Year	GP/GS	Att.	Yds	Avg	TD	Lg
2012	10/10	23	270	11.7	3	67

Car. Highs: Rushes: 3, Yds: 72, TDs: 1

KICKOFF RETURN

Year	GP/GS	Ret	Yds	Avg	TD	Lg
2012	10/10	18	553	30.7	1	98

Car. Highs: Ret: 4, Yds: 113, TDs: 1

ALL-PURPOSE

Year	Rec	Rush	KO	PR	Total
2012	638	270	553	-8	1,453

Car. High: 275 (vs. Troy 11/3/12)

CAREER NIGHT FOR PATTERSON

■ Against Troy, Cordarrelle Patterson broke the 100- and 200-yard single-game receiving plateaus for the first time in his career on the same day. The junior wideout finished with nine catches for 219 yards.

■ That total ranks as the fourth-best ever recorded by a Vol and was the second-most in the SEC at that time this season behind the 303 yards registered by Cobi Hamilton of Arkansas vs. Rutgers on Sept. 22.

■ In all, Patterson ended the game with a career-high 275 all-purpose yards, adding 43 kick return yards to his 219 yards receiving and 13 yards rushing. That total ranks as the second-highest in school history behind only Chuck Webb's 294 yards (all rushing) vs. Ole Miss on Nov. 18, 1989.

■ In the first half of the game, Patterson caught four balls for 150 yards.

■ "CP" displayed his illusive abilities on a 41-yard second-quarter reception, making eight Troy defenders miss before a ninth brought him down.

PATTERSON PROVING IT

■ Patterson leads the conference and is fifth in the country recording 17.7 all-purpose yards/play.

■ Patterson leads UT, is first in the SEC and 24th in the NCAA in all-purpose yards per game (145.3), and he ranks first in the SEC in all-purpose yards (1,453).

GAME-BY-GAME

2012 Opp.	Rec-Yds-TD, Lg	Rush-Yds-TD, Lg	KR-Yds-TD, Lg	Total Yds
vs. NC State	6-93-1, 41	2-72-1, 67	0-0-0	165
Ga. State	3-71-0, 45	1-18-0, 18	3-106-0, 61	195
Florida	8-75-18, 1	0-0-0	1-19-0, 19	94
Akron	2-20-0, 13	2-12-0, 17	1-26-0, 26	58
at Georgia	2-31-0, 20	3-55-1, 46	2-42-0, 21	128
at Mississippi State	2-25-1, 14	3-57-0, 34	1-113-1, 98	195
Alabama	1-25-0, 25	2--6-0, 0	4-111-0, 45	130
at South Carolina	3-26-0, 13	3-21-0, 9	1-13-0, 13	52
Troy	9-219-1, 58	2-13-0, 14	2-43-0, 24	275
Missouri	3-53-0, 22	5-28-1, 15	3-80-0, 34	161
at Vanderbilt				
Kentucky				

■ Patterson's 30.72 kickoff yards/return lead the SEC and rank ninth in the NCAA.

■ Against NC State, Patterson scored a touchdown on the second catch of his collegiate career with his 41-yard grab in the first quarter against NC State. He also scored on his first rushing play, scoring from 72 yards out on a reverse later in the same quarter.

■ Patterson's rush against NC State (Aug. 31) was the longest by a Vol since LaMarcus Coker had an 87-yard rush on Nov. 18, 2006 vs. Vanderbilt.

■ Against No. 1 Alabama, Patterson accumulated 130 all-purpose yards, 111 coming on kickoff returns, 25 on one reception but he was stymied in his run game (-6 yards).

PATTERSON PULLING DOUBLE DUTY

■ With a 98-yard kickoff return and an 11-yard reception against Mississippi State (Oct. 13), Cordarrelle Patterson became just the fifth player in Tennessee history with a touchdown via return and a either a touchdown by rushing or receiving, the first Vol to do so since Carl Pickens in 1991.

■ Patterson was named the SEC Tri-Special Teams Player of the Week and the National Kickoff Return Performer of the Week by College Football Performance Awards for his effort in Starkville.

■ Patterson also became the first Vol since 2002 to return a conventional kickoff for a touchdown with a 98-yard return in the second quarter against MSU.

■ The last Vol to return a conventional KO for a TD was Mark Jones against Alabama on Oct. 26, 2002. Bret Smith returned an onside kick 44 yards for a TD at South Carolina on Oct. 30, 2004.

■ Patterson's return ties for the fifth longest in school history and is the longest since Leonard Scott returned one 100 yards against Georgia on Oct. 9, 1999.

■ The 98-yard return was Tennessee's longest play this season, surpassing a 72-yard reception by Zach Rogers against NC State on Aug. 31. Patterson's longest play had been a 67-yard touchdown carry against the Wolfpack.

■ UT Most Receiving Yards-Single Game

1. Kelley Washington vs. LSU	2001	256
2. Denarius Moore vs. S. Carolina	2010	228
3. Johnny Mills vs. Kentucky	1966	225
4. Cordarrelle Patterson vs. Troy	2012	219
5. Willie Gault vs. Vanderbilt	1981	217

■ UT Single Season Kickoff Return Yards

1. 863	David Oku	2009
2. 698	Dennis Rogan	2008
3. 662	Willie Gault	1980
4. 636	Leonard Scott	2000
5. 628	Devrin Young	2011
6. 623	Dale Carter	1991
7. 611	Corey Larkins	2002
8. 606	Willie Gault	1981
9. 594	Carl Pickens	1989
-- 553	Cordarrelle Patterson	2012

■ UT Most All-Purpose Yards-Single Game

1. Chuck Webb vs. Ole Miss	1989	294
	(294 rushing)	
2. Cordarrelle Patterson vs. Troy	2012	275
	(219 receiving, 43 KR, 13 rushing)	
3. Willie Gault vs. Vanderbilt	1981	268
	(217 receiving, 51 punt return)	
Arian Foster vs. Vanderbilt	2005	268
	(223 rushing, 45 receiving)	

■ Touchdowns Three Ways

Cordarrelle Patterson, WR	Tennessee
Dri Archer, WR/RB	Kent State KOR, Rush, Receiving
Tyler Ervin, RB/DB	San Jose State KOR, Rush, Receiving
Jaylen Walton, RB	Oregon KOR, Rush, Receiving
Rashad Greene, WR	Florida State PR, Rush, Receiving
Giovani Bernard, RB	North Carolina PR, Rush, Receiving
Venric Mark, RB	Northwestern PR, Rush, Receiving

■ TD by Rec/Rush and Return In A Game (Vol)

■ Cordarrelle Patterson (Miss State 2012)
11-yr rec./98-yr kickoff return
■ Carl Pickens (Louisville 1991)
75-yr rec./67-yr punt return
■ Willie Gault (Kentucky 1980)
48-yr rec./92-yr kickoff return
■ Gary Moore (Auburn 1979)
10-yr rush/98-yr kickoff return
■ Stanley Morgan (Maryland 1975)
50-yr rush/70-yr punt return

■ UT All-Purpose Yards Single-Season Leaders

Name	Year	Plays	Rush	Rec	KOR	PR	IR	Total
1. Reggie Cobb	1987	266	1,197	198	326	--	--	1,721
2. Arian Foster	2007	287	1,193	340	117	--	--	1,650
3. M. Hardesty	2009	307	1,345	302	--	--	--	1,647
4. Jamal Lewis	1997	255	1,364	275	--	--	--	1,639
5. Travis Stephens	2001	310	1,464	169	--	--	--	1,633
6. Jay Graham	1995	292	1,438	160	--	--	--	1,598
7. Stanley Morgan	1974	180	723	234	375	255	--	1,587
8. Willie Gault	1981	84	16	479	606	381	--	1,482
9. C. Patterson	2012	82	270	638	553	-8	--	1,453



LB A.J. JOHNSON /// 6-2 • 240 • Sophomore • Gainesville, Ga.



▶ JOHNSON CAREER STATS

DEFENSE										
Year	GP/GS	Tackles			TFL	Sacks	FF	FR	Tkls/Gm	
		Solo	Asst.	Total						
2011	12/10	37	43	80	4.5-7	0-0	1	2	6.7	
2012	10/10	49	63	112	4.5-12	0-0	0	1	11.2	
Total	22/20	86	106	192	9-19	0-0	1	3	8.7	

Career Highs: Tackles: 21, TFL: 1.5 (2x last at Miss. St. 10/13), FF: 1, FR: 1 (3x, last at Georgia 9/29)

AMAZING A.J.

■ In 2012, on defense, A.J. Johnson has tallied 112 tackles, first on the team, 4.5 TFL for a loss of 12 yards, and a fumble recovery.

■ In his last eight games, A.J. Johnson has accumulated 103 tackles for an average of 12.9 tackles/game.

■ Johnson ranks in a tie for fifth nationally in total tackles (112), a tie for fifth in tackles/game (11.20), and sixth in assisted tackles (63).

■ An SEC leader, Johnson ranks second in tackles/game (11.20), first in assisted tackles (63), and second in the conference for total tackles (112).

■ Johnson has registered 11 career games with double-digit tackles, including eight straight in 2012.

■ Johnson became the first Vol to record over 110 tackles since Rico McCoy in 2009 (119).

■ Johnson notched a career best 21 tackles against Mississippi State (Oct. 13), eight more than his previous career best of 13 set against Alabama in 2011.

■ Johnson became the first Vol with 20 or more tackles since Keith DeLong had 23 tackles vs. Alabama on Oct. 15, 1988.

■ Johnson's 17 assisted tackles set a new school record, besting the old record of 13 held by four different Vols, the last being Lavoisier Fisher at Auburn on Sept. 29, 1984.

■ Against Florida, Johnson finished with 11 tackles, two QB hurries and a tackle for a loss, marking his fourth career 10-plus tackle game.

■ In 2011, Johnson finished second on the Vols in tackles with 80, the most among SEC freshmen. He was one of four true freshmen to rank among the top two on his team in tackles among all D-I FBS schools (Mark Murphy - Indiana, Derrick Matthews - Houston, Denzel Perryman - Miami (Fla.)).

■ Total Tackles - Season		
1.	194	Andy Spiva 1976
2.	190	Jamie Rotella 1972
3.	182	Steve Poole 1974
4.	174	Ray Nettles 1971
5.	167	Carl Zander 1984
6.	165	Andy Spiva 1975
	165	Tom Fisher 1964
8.	163	Russ Williams 1975
	163	Andy Spiva 1974
10.	159	Keith DeLong 1988
--	112	A.J. Johnson 2012

■ Assisted Tackles - Season		
1.	90	Jamie Rotella 1972
2.	76	Carl Johnson 1972
3.	71	Steve Poole 1974
4.	70	Bobby Majors 1971
5.	67	David Campbell 1973
6.	66	Ray Nettles 1971
	66	John Wagster 1971
7.	65	Carl Zander 1984
	65	Andy Spiva 1975
--	63	A.J. Johnson 2012

■ Assisted Tackles - Career		
1.	193	Andy Spiva 1973-76
2.	181	Jamie Rotella 1970-72
3.	163	Rico McCoy 2006-09
4.	149	Earnest Fields 1987-91
5.	147	Carl Zander 1981-84
6.	138	John Wagster 1970-72
7.	131	Steve Poole 1973-75
8.	126	Russ Williams 1974-77
9.	121	Ronnie McCartney 1973-75
10.	120	Lemont Holt Jeffers 1978-81
--	106	A.J. Johnson 2011-

GAME-BY-GAME

2012 Opp.	Solo	Asst	Tkl	TFL	QBH
vs. NC State	3	1	4	0.0	0
Ga. State	2	3	5	0.0	1
Florida	6	5	11	1.0	2
Akron	5	6	11	0.0	1
at Georgia	2	9	11	1.0	0
at Mississippi State	4	17	21	1.5	0
Alabama	4	10	14	0.0	0
at South Carolina	9	2	11	0.0	1
Troy	9	4	13	1.0	1
Missouri	5	6	11	0.0	0
at Vanderbilt					
Kentucky					

■ Johnson's 80 tackles as a freshman ranked second on UT's all-time true freshman tackle-leaders list.

■ Johnson was the first true freshman in UT history to record three 10-plus tackle games, recording 13 against No. 2 Alabama, 11 vs. No. 1 LSU and 12 vs. No. 14 South Carolina. He was also the first Tennessee defender to notch three consecutive double-digit tackle performances since Nick Reveiz did it four straight times in 2010 (Oregon-LSU).

■ In 2011, Johnson was awarded SEC Freshman of the Week (Oct. 22) honors for his career-best 13-tackle performance at Alabama which rank as the second-most by a Tennessee true freshman, behind only Berry's 14-tackle game vs. UK in 2007. Johnson now holds three of UT's top-four tackle games by a true freshman, joining Berry's two efforts, and a 12-tackle game by Reggie White against Virginia in 1980.

THE BEAST PACKAGE

■ UT's version of the Wildcat package with A.J. Johnson under center is called the "Beast Package."

■ Against Florida, Tennessee retired Johnny Majors' jersey (No. 45). Linebacker A.J. Johnson (who also wears No. 45) channeled his inner Majors by lining up at quarterback in the Beast package and scoring his first career touchdown. His one-yard plunge put the Vols up 20-13 with 7:33 to go in the third quarter.

■ On 11 career carries, Johnson has scored five touchdowns — one in five of the last seven games.

- Beast Package Touchdowns
- 1-yd run vs. Florida, Sept. 15 7:33 1st quarter
 - 2-yd run vs. Akron, Sept. 22 9:55 1st quarter
 - 1-yd run vs. Georgia, Sept. 29 4:53 2nd quarter
 - 2-yd run vs. Alabama, Oct. 20 5:32 2nd quarter
 - 3-yd run vs. Missouri, Nov. 10 9:56 2nd quarter

■ Against Alabama, Johnson tallied his fourth TD of the season and the first UT touchdown against Alabama since Tauren Poole's 65 yard TD run in 2010.

RUSHING

Year	GP/GS	Att.	Yds	Avg	TD	Lg
2012	10/10	11	19	1.7	5	4

Car. Highs: Rushes: 3, Yds: 6, TDs: 1

■ 2012 NCAA National Tackle Leaders

Name	School	Tackles	T/G
1.	Dan Molls	Toledo	132 13.20
	Marvin Burdette	UAB	132 13.20
3.	Avery Williamson	Kentucky	115 11.50
4.	Anthony Hitchens	Iowa	114 11.40
5.	A.J. Johnson	Tennessee	112 11.20
	Geoffery Bacon	Army	112 11.20

■ Most Total Tackles - Single Game

No.	Name	At/Vs.	Year
1.	28	Tom Fisher	at Auburn 1964
2.	25	Greg Jones	vs. Vanderbilt 1977
	25	Greg Jones	vs. Alabama 1976
	25	Andy Spiva	vs. Vanderbilt 1975
5.	24	Kelly Ziegler	at Boston College 1987
	24	Lemont Holt Jeffers	vs. Auburn 1981
	24	Andy Spiva	vs. Kentucky 1976
8.	23	Keith DeLong	vs. Alabama 1988
9.	22	Andy Spiva	vs. Florida 1976
	22	Ray Nettles	at Alabama 1971
11.	21	A.J. Johnson	at Miss. St. 2012

■ Most Asst. Tackles - Single Game

No.	Name	At/Vs.	Year
1.	17	A.J. Johnson	at Miss. St. 2012
2.	13	Lavoisier Fisher	at Auburn 1984
	13	Alvin Toles	vs. Mississippi 1983
	13	Carl Zander	vs. Pittsburgh 1983
	13	Danny Jenkins	vs. California 1977



OFFENSE NOTES

O-LINE PRIDE

■ Tennessee had the same starting five for nine of the 10 games of the season. LT Antonio Richardson, LG Dallas Thomas, C James Stone, RG Zach Fulton, RT Ja'Wuan James, before making a change after Fulton injured his ankle during the Alabama game.

■ Replacing Fulton in the starting line up against South Carolina was junior Alex Bullard who started in all 12 games in 2011. Bullard drew his first start of 2012 at tight end against Alabama.

■ This season the Vols have allowed just five sacks, for the least amount of sacks allowed in the SEC and second in the country at 0.50 sacks per game (Air Force (10 games) allowed three last week vs. San Diego St. on just 129 pass attempts as a triple option offense).

■ Fewest Sacks Allowed, NCAA, 2012

Air Force	3
TENNESSEE	5
North Texas	5

■ Fewest Sacks Allowed, SEC, 2012

TENNESSEE	5
Mississippi State	10
Arkansas	16
Georgia	19
Vanderbilt	20

■ Fewest Sacks Allowed Last 2 Seasons

	2011	2012
TENNESSEE	23	18-2011 5-2012
Mississippi State	35	25-2011 10-2012
Texas A&M	36	15-2011 21-2012
Alabama	37	17-2011 20-2012

FIGURING OUT FIRST DOWN

■ Through the first 10 games of the season, Tennessee is averaging 7.85 yards per play on first down (2,787 yards on 355 plays).

■ UT's 2,787 yards on first down represent 56.3 percent of the team's 4,951 yards of total offense this year.

■ Of Tennessee's 56 offensive plays that have gone for 20 or more yards, 35 have come on first down.

■ Tennessee's most impressive performance of the season came against Troy when 505 of its school-record 719 offensive yards came on first down. That equates to an average of 12.3 yards per play on first down for the Vols, compared to an average of 6.1 yards per play on the other three downs against the Trojans.

■ After averaging 9.72 yards on first down against NC State, the Vols did even better against Georgia State, recording 10.89 yards per play on first downs.

■ The Vols averaged just 5.16 yards on first down against Florida (165 yards, 32 plays) but bounced back against Akron, generating over half of their total offense on first-down plays (328 yards, 44 plays) for an average of 7.45 yards per play.

■ Against Alabama, over half of Tennessee's total offense (54.3 percent) came on first down once again as it recorded 153 yards (of 282) on 24 first-down plays, an average of 6.38 yards per play. For comparison, the Vols averaged 3.79 yards per play on the other three downs against the Crimson Tide.

■ In its most recent game, UT averaged 7.07 yards per first down play vs. Missouri (318 yards on 45 plays).

NO SACKS FOR YOU!

■ The Vols lead the nation in regards to pass attempts made as compared to how many sacks have been allowed by the offensive line.

■ Pass Att./Sacks Allowed

Rk.	Team	Gm.	SA	Pass Att	PA/SA
1.	TENNESSEE	10	5	402	80.40
2.	Louisiana Tech	10	7	412	58.86
3.	Oklahoma St.	9	6	348	58.00
4.	Ball St.	10	8	407	50.88
5.	North Texas	10	6	304	50.67
6.	Tulsa	10	7	324	46.29
7.	Air Force	10	3	129	43.00
8.	Texas	10	7	292	41.71
9.	Boise St.	10	8	305	38.13
10.	Rutgers	9	7	266	38.00

SPREAD OFFENSE

■ Tyler Bray has connected with 13 different receivers in 2012, 12 of which have three or more catches, and 10 of which have a TD catch.

■ Bray has tossed 29 touchdowns this season to 10 different receivers.

■ Bray has targeted Justin Hunter and Cordarrelle Patterson the most, however, with the duo accounting for 104 of Tennessee's 246 receptions (.423)

■ Bray hit nine different receivers against Missouri also dishing out four TD's to four different people.

■ Bray continued his non-conference killing ways connecting with 10 different receivers for a school record 530 passing yards, including 400 yards to Cordarrelle Patterson (219) and Justin Hunter (181) against Troy (Nov. 3)

■ At South Carolina, Bray hit eight different receivers, seven of which had multiple catches.

■ Bray connected with nine different receivers against Georgia (Sept. 29), six of which had multiple catches.

■ In the game against Akron (Sept. 22), Tennessee had seven different rushers and five different receivers in the first quarter alone.

■ The Vols finished the game with Akron with eight different rushers and 11 different receivers. All five touchdowns (four receiving, one rushing) were scored by different players.

■ Bray connected with 10 different receivers in the Vols season opener against NC State (Aug. 31). Six Vols finished with a multi-catch game.

100-YARD RECEIVING DUO

■ The 400 combined receiving yards by Cordarrelle Patterson (219) and Justin Hunter (181) against Troy were the most in school history by a receiving duo.

■ Prior to Troy (Nov. 3), Tennessee last had two 100-yard receivers in the same game on Sept. 10, 2011, when Justin Hunter (156 yards) and Da'Rick Rogers (100) accomplished that feat vs. Cincinnati.

■ Marlin Lane added 118 yards on the ground for UT against Troy as well. The last time the Vols had two 100-yard receivers and a 100-yard rusher in the same game was that same Cincinnati contest (9/10/11) when Tauren Poole had 101 rushing yards.

■ Patterson's 219 yards were the fourth-most in a game for a UT player. The last Vol to hit 200 yards receiving was Denarius Moore, who had 205 vs. Kentucky on Nov. 27, 2010.

BACK-TO-BACK 100-YARD REC. DUOS

■ For the second week in a row, Tennessee had two 100-yard receivers in the same game.

■ Against Missouri on Nov. 10, Justin Hunter and Mychal Rivera hauled in 270 yards as Hunter tallied 141 receiving yards while Rivera had a career best 129.

■ Against Troy on Nov. 3, Hunter and Cordarrelle Patterson combined for 400 receiving yards (Hunter -181, Patterson-219).

■ The last time the Vols had consecutive games of two 100-yard receivers was in 2011 in the first two games of the season when Da'Rick Rogers and Justin Hunter achieved the feat against Montana and Cincinnati.

RIVERA ROCKIN' IT

■ For the second year in a row, tight end Mychal Rivera is one of the top tight ends in the country hauling in 30 catches for 485 yards and four touchdowns.

■ Rivera wrapped up his career game against Missouri with a team-high 10 catches for 129 yards and a touchdown and his first every 100-yard receiving game.

■ His previous career highs were six catches against Cincinnati in 2011 and 85 yards against Georgia in 2011.

■ On his eighth catch of the first half, Rivera reeled in a 21-yard touchdown for his fourth touchdown this year and fifth of his career.

■ Rivera has recorded at least one catch for 16 games in a row.

■ Rivera's biggest grab of the game at South Carolina (Oct. 27) was a 13 yard TD catch from Pig Howard. Rivera finished with three catches for 44 yards and a TD.

■ Rivera had just one catch against Alabama (Oct. 20), but it was a big one as he hauled in a 43-yard

► ON THE SEC LISTS

HOW TENNESSEE VS. TROY RANKS ALL-TIME IN THE SEC RECORD BOOKS:

■ Tyler Bray's 530 passing yards rank as the second-most by an SEC quarterback in a game.

■ SEC Single Game Passing Yards

Eric Zeler	Georgia	vs. So. Miss (1993)	544
Tyler Bray	Tennessee	vs. Troy (2012)	530

■ Tyler Bray's 530 yards of total offense rank fourth-most in a game in SEC history.

■ SEC Single Game Total Offense

Archie Manning	Ole Miss	vs. Alabama (1969)	540
Rohan Davey	LSU	vs. Alabama (2001)	540
Tim Tebow	Florida	vs. Cincinnati (2009)	533
Tyler Bray	Tennessee	vs. Troy (2012)	530

■ Tennessee's 530 passing yards are the fifth-most in a single-game in SEC history. The record is 585 set by Kentucky vs. Vanderbilt in 1998.

■ Tennessee's 718 yards of total offense are the sixth-most in a single-game in SEC history. The record is 833 by Alabama vs. Virginia Tech in 1973.

■ Tennessee's 35 first downs are tied for the 10th-most in single-game in SEC history. The record is 40, by Vanderbilt vs. Davidson in 1969.

NEARLY NCAA RECORDS

Tennessee vs. Troy (Nov. 3, 2012)

FOR COMPARISON:

■ Total passing yards by a team (530 by Tennessee), record 771 by Houston vs. SMU in 1989.

■ Most total passing yards by two teams (1,026 by Tennessee and Troy), record 1,253 by TCU (690) and Houston (563) in 1990.

■ Most plays both teams (175 by Tennessee and Troy), record 209 by Houston (115) and Louisiana Tech (94) in 2012. This game was in regulation and is more than the record for an overtime game.

■ Most points by both teams (103 by Tennessee and Troy), record is 136 by Navy (74) and North Texas (62) in 2007.

■ Most total yards gained by both teams (1,439 by Tennessee and Troy), record is 1,640 by San Jose State (849) and Nevada (791) in 2001.

■ Most First Downs (35 by Tennessee), record 45 by Texas Tech vs. Iowa State in 2003.

■ Most First downs by both teams (69 by Tennessee and Troy), record 78 by Houston (40) and Louisiana (38) in 2012.

reception, the second longest of his career, and a key factor in the Vols lone touchdown drive.

■ Rivera proved once again against Georgia that he is a power tight end making three catches for 82 yards between the hedges (Sept. 29), including a career-long 62-yard reception.

■ Rivera came up big for the Vols on third down multiple times in the Florida game finishing with four catches for 47 yards and a touchdown. Three of his four catches came on third down (two first downs), his non-third down catch resulted in a touchdown on first and goal. It was his third career TD, second this season and second against Florida.

■ On his birthday against Georgia State (Sept. 8), Rivera had four catches (2nd on the team) for 70 yards (third) and a touchdown, his second career TD.

■ Named to the John Mackey Award Watch List in both 2011 and 2012, UT senior tight end Mychal Rivera was Tennessee's leading returning receiver after finishing second on the team in receptions (29) and receiving yards (344) in 2011. This year he is third on the team with 11 grabs for 173 yards and two TDs.



WHO NEEDS RUNNING BACKS?

■ The Vols scored three rushing touchdowns against Missouri none of which came by a running back. WR Cordarrelle Patterson had a 5-yard rush, LB A.J. Johnson had a 3-yard rush and holder Tyler Drummer raced in for a 5-yard TD on a fake field goal.

IN THE FAST LANE

■ Sophomore Marlin Lane is the Vols second-leading rusher gaining 475 yards on 94 attempts in 2012. He has also accumulated 23 catches for 195 yards.

■ Against Missouri, Lane rushed for 47 yards on eight opportunities while nabbing a career high seven catches for 26 yards.

■ Lane had a career best day against Troy (Nov. 3) rushing for 132 yards and two touchdowns on 19 carries, moving past the 100-yard mark for the first time in his career. His two rushing TDs were also a career first (he had one rushing and one receiving against Montana in 2011).

■ Lane scored what turned out to be the winning TD against Troy, scooting into the end zone from nine yards out with 1:25 remaining in the game.

■ Against No. 1 Alabama, he drew his first career start rushing a career-high 15 times for 55 yards.

■ Lane's second start came at No. 17 South Carolina where he rushed for 56 yards. He is averaging 55.5 yards per game on 15 rushes per game in two starts.

■ Lane had the second-best rushing game vs. Alabama this season. Knile Davis of Arkansas carried 20 times for 59 yards for the best rushing effort vs. the Tide this season.

■ Lane accounted for 103 of the Vols 282 yards of total offense (36.5 percent). In addition to his 55 yards rushing, he also had five receptions for 48 yards.

PRESEASON HONORS

Tyler Bray

Top Quarterbacks, No. 9 (Lindy's)
All-SEC Third Team (Lindy's)
Honor Roll - Strongest Arm (Lindy's)
All-SEC Third Team (Athlon)

Justin Hunter

Top Wide Receivers, No. 6 (Lindy's)
All-SEC First Team (Lindy's)
Honor Roll - Most dangerous deep threat (Lindy's)
Top-10 NFL Talent, No. 4 (Lindy's)
All-SEC Second Team (Coaches)
All-SEC Second Team (Media)
All-SEC Second Team (Phil Steele)
All-SEC Second Team (Athlon)

A.J. Johnson

Top Outside Linebackers, No. 12 (Lindy's)
All-SEC Third Team (Coaches)
All-SEC Second Team (Media)
All-SEC Second Team (Lindy's)
All-SEC Third Team (Phil Steele)

Ja'Wuan James

All-SEC Third Team (Media)
All-SEC Second Team (Lindy's)
All-SEC Fourth Team (Phil Steele)

Dallas Thomas

All-SEC Third Team (Coaches)
All-SEC Third Team (Lindy's)
All-SEC Third Team (Phil Steele)

Prentiss Wagner

All-SEC Second Team (Coaches)
All-SEC Third Team (Media)
All-SEC Second Team (Phil Steele)

Mychal Rivera

All-SEC Third Team (Lindy's)

Top-10 Unit Rankings (Lindy's)

Receivers, No. 4
Offensive Line, No. 10

■ Lane's opened the 2012 season against NC State in Atlanta as the Vols leading rusher when he tallied 75 yards on just nine carries.

MR. ROGERS' NEIGHBORHOOD

■ Zach Rogers has hauled in single-season career best 29 catches for 449 yards this season and five TDs. He is averaging 15.5 yards/catch in 2012. He previously had 14 catches in each of the last two seasons.

■ At South Carolina, Rogers became the ninth player in Tennessee history (see chart on Justin Hunter page) to record three touchdown receptions in a single game with TD grabs of eight, 37 and 22 yards.

■ The multi-touchdown game is the first of Rogers' career in his 43rd career game.

■ Rogers also went over the 100+ yard receiving mark for the first time in his career, besting his previous career best of 87 receiving yards set earlier this season vs. NC State (8/31). His six receptions tied his career high.

■ His 72-yard touchdown against NC State (Aug. 31) tied a career best. He also had a 72-yard catch against UAB on Sept. 25, 2010.

■ Rogers scored his fourth career touchdown and second this season on a 4-yard pass in the second quarter against Georgia (Sept. 29).

■ Both of Rogers' touchdowns this season have come in the state of Georgia as he also scored on a 72-yard bomb from Bray against NC State in the Chick-fil-A Kickoff Game at the Georgia Dome on Aug. 31.

■ Rogers finished with a career high six catches at Georgia, surpassing his previous high of four set against Florida on Sept. 18, 2010 in Knoxville.

RAJION RUNNING THE ROCK

■ In his first season as Tennessee's starting tailback, junior Rajion Neal leads the Vols with 594 yards and nine TDs (five rushing), including a career-high 151 yards on 22 carries against Akron.

■ Neal's 74.2 rushing yards per game ranks 10th in the SEC while his 532 total yards ranks 15th and his 112 attempts is 11th in the conference. Neal's five TD runs also ranks 20th.

■ Neal missed the games against No. 1 Alabama and No. 17 South Carolina after injuring his ankle at Mississippi State.

■ Neal, while splitting time with Lane against Missouri was the Vols leading rusher with 15 carries for 62 yards. Also making 2 catches for 12 yards and a TD.

■ In his return against Troy, Neal played sparingly rushing for 32 yards on seven carries while also hauling in a 23-yard TD pass, his eight TD of the season, a single-season career best.

■ His 151 yards against Akron (Sept. 22) were the most by a UT running back since Tauren Poole ran for 162 yards on 23 attempts vs. Oregon in 2010.

■ Neal also caught three passes for 22 yards, in the Akron game, including a three-yard TD reception to put UT up 30-23 in the third quarter.

■ Rajion Neal's TD against Mississippi capped the Vols' opening drive of their game at Mississippi State.

■ Against a tough Georgia front seven (Sept. 29), Neal put up over 100-yards (104) rushing, just the second player to do so against Georgia this year and the first SEC player to do so. It was also his second-consecutive time crossing the century mark.

■ Also against Georgia, Neal recorded his second multi-touchdown game of the season, scoring both on the ground and through the air.

■ He also had five catches for 53 yards in the contest against the Dawgs, giving him 160 all-purpose yards., which equated to one third of the Vols' total offense (478 yds. total offense).

■ Neal rushed for a then-career-high 87 yards on a personal-best 23 carries against Florida.

■ Against Georgia State, Neal recorded his first career multi-touchdown game (2).

■ In 2011, Neal recorded his first career touchdown, a 20-yard run vs. Buffalo, which was Tennessee's longest rushing TD of the season.

■ Neal mostly played wide receiver in 2011 finishing with 13 catches for 269 yards. He transitioned back to tailback in 2012 and has started the first four games of the year.

► REGULAR -SEASON HONORS

Tyler Bray

Manning Award Player of the Week nominee (Sept. 3)
CFPA National QB of the Week (Sept. 10)
TSWA Offensive Player of the Week (Sept. 25)
CFPA National Performer of the Week (Nov. 3)
CFPA National QB of the Week (Nov. 3)
SEC Co-Offensive Player of the Week (Nov. 3)
Manning Award Star of the Week (Nov. 3)

Derrick Brodus

CFPA Hon. Mention Specialist of the Week (Sept. 24)
CFPA Hon. Mention Placekicker of the Week (Sept. 24)
Lou Groza Award Star of the Week (Sept. 24)

Zach Fulton

SEC Offensive Lineman of the Week (Sept. 3)

Justin Hunter

CFPA Weekly Honor Roll (Sept. 10)
CFPA National WR of the Week (Nov. 3)

A.J. Johnson

CFPA Hon. Mention Linebacker of the Week (Oct. 14)

Byron Moore

CFPA Hon. Mention DB of the Week (Sept. 24)
Southern Pigskin Defensive POW (Sept. 24)
TSWA Defensive Player of the Week (Sept. 25)

Michael Palardy

CFPA Hon. Mention Punter of the Week (Oct. 21)

Cordarrelle Patterson

CFPA Weekly Honor Roll (Sept. 3)
SEC Tri-Special Teams Player of the Week (Oct. 15)
CFPA National Kickoff Returner of the Week (Oct. 14)
CFPA Hon. Mention WR of the Week (Nov. 3)

Mychal Rivera

CFPA Weekly Honor Roll (Sept. 10)

WHEN PIG FLIES

■ Freshman Alton 'Pig' Howard has lined up as a wide receiver, his 'official position', as well as in the backfield and on the direct snap in UT's wildcat package.

■ Howard has played in eight games this season rushing 11 times for 50 yards. He has also made 10 catches for 65 yards and a touchdown on the season, in addition to his TD toss.

■ Howard recorded his first career receiving touchdown with a 16-yard catch in the third quarter against Missouri.

■ At South Carolina (Oct. 27), after lining up in the wildcat, Howard threw a 13-yard touchdown pass to tight end Mychal Rivera on the first play of the fourth quarter.

■ The TD pass was the first by a non-quarterback for the Vols since WR Lucas Taylor threw a 56-yard TD pass to LaMarcus Coker against Georgia on Oct. 6, 2007.

■ Howard finished with career best four rushes for 30 yards against Mississippi State (Oct. 13) also tallying one catch for five yards. Howard also dropped back to receive a kick return late in the game.

HITTING THE SEAM

■ In 2012, one of the Vols' main focuses was to expand on the run game's importance in the offense.

■ Last season, the Vols averaged 90.1 yards rushing/game. This year, they are averaging 161.1 yards per game on the ground, an improvement of 70 yards per game.

■ This season, the Vols have put up rushing yards of 191 (NC State), 196 (Georgia State), a season-best 232 (Akron) 197 (Georgia), the second most allowed by the Bulldogs in 2012 and the most against an SEC team, 213 (Mississippi State), 90 (Alabama), the first time they were held to under 100 yards rushing since Kentucky in 2011 (61), 91 (South Carolina), 225 (Troy), and 171 (Missouri).

■ Tennessee's 213 rushing yards at Mississippi State, marked the first 200-yard rushing game on the road for the Vols since 2009 at Kentucky and only the fifth in an SEC road game for UT in the last nine seasons.

■ Rajion Neal has been the Vols' leading rusher in four of nine games this season (GSU - 65 yds. 2 TDs;



► PRESTIGE WORLDWIDE

■ Showing that Big Orange Country knows no boundaries, the #Vols have received international exposure this season. That is most evident on Twitter where they have been found trending on numerous occasions.

■ After his first of three TDs against South Carolina "Zach Rogers" and "Tennessee" were trending Worldwide on Twitter. Also trending in the United States during the SC game were "Touchdown Tennessee," "#Vols," "Tyler Bray" and "Dooley."

■ After his kickoff return for a touchdown against Mississippi State, "Cordarrelle Patterson" was trending Worldwide on Twitter for the second time this year. He was also trending Worldwide during Tennessee's game against NC State.

■ During UT's game at Georgia, "Zach Rogers" and "Tennessee 44" both found themselves trending Worldwide. In addition, "Cordarrelle Patterson," "Touchdown Vols" and "Tennessee" trended in the U.S.

■ Many things Big Orange were trending during UT's game against Florida, including "Tyler Bray," "A.J. Johnson" and "Touchdown Tennessee" Worldwide and "Derek Dooley," "PAT," "Rocky Top," "Tennessee," "Wildcat" in the U.S.

■ During the NC State game, UT scored big in the social media realm, as "Tyler Bray," "Cordarrelle Patterson," "Tennessee Touchdown" and "Go Vols" were all trending Worldwide.

Worldwide Trends - [Change](#)

Cordarrelle Patterson
Touchdown Tennessee
Go Vols
Tyler Bray
ESPNU
AJ Johnson
Zach Rogers
Tennessee 44

Florida - 87 yds.; Akron - 151 yds.; Georgia - 104 yds.; and Missouri - 62 yds.)

■ Against Georgia State, six different Vols got touches including rookie Quenshaun Watson who in one quarter of play ran the ball seven times for 27 yards and a TD.

■ The Vols had a season high eight different rushers against Akron, including three different running backs in the wildcat formation.

DEEP BALL TO DALLAS

■ Sophomore wide receiver Vincent Dallas scored his first career touchdown with a 61-yard TD pass from Tyler Bray in the third quarter at South Carolina (Oct. 27).

■ Dallas has 8 catches for 131 yards and a TD this season.

■ The contest marks the first multi-catch of his career in his 19th game.

■ The 61-yard pass in the third quarter was Tennessee's third pass play of 60+ yards this season and sixth play of at least that distance this season.

2012 Tennessee 60+ Yard Pass Plays

Tyler Bray to Zach Rogers - 72 yards (TD) vs. NC State (8/31/12)

Tyler Bray to Mychal Rivera - 62 yards at Georgia (9/29/12)

Tyler Bray to Vincent Dallas - 61 yards (TD) at South Carolina (10/27/12)

DR. CARTER DELIVERS

■ Jacob Carter, who was awarded a scholarship at the beginning of his redshirt sophomore season, has made the most of it, making six catches for 103 yards and a touchdown this season.

■ He notched his first career TD against Akron (Sept. 22) on a 24-yard pass from Tyler Bray with 6:34 remaining in the game to put the Vols up for good 47-26.

BARTHOLOMEW WITH FIRST SCORE

■ Redshirt senior fullback Ben Bartholomew has had a career senior season for the Vols. Bartholomew has tallied nine catches for a single-season high 79 yards and a touchdown in his final go-around on Rocky Top.

■ Bartholomew caught his first career touchdown against Mississippi State (Oct. 13) with a 10-yard grab in the fourth quarter. It was his 12th career catch.

■ Bartholomew is the brother-in-law of former Vol and Cy Young Award candidate R.A. Dickey of the New York Mets. He is also the younger brother of former Tennessee football captain Will Bartholomew (1998-2001) and grandson of former Vol captain Sam Bartholomew (1937-39).

DEFENSE NOTES

RACKING UP THE TACKLES

■ Nine different Vols had at least five tackles in the game against Missouri (Nov. 10) led by A.J. Johnson and Jaron Toney who each had 11. The 11 tackles were a career high for Toney, and the eighth-straight game with 11+ tackles for Johnson.

■ Against Troy (Nov. 3), four Vols finished with double digit tackles as A.J. Johnson recorded his seventh straight game with double digit tackles (13), Byron Moore had a career high 12, and freshmen Jaron Toney and LaDarrell McNeil hit the 10 tackle mark for the first time in their careers.

■ At South Carolina (Oct. 27), the Vols kept the tackles coming as three Vols finished with 10+ tackles: Herman Lathers 15, A.J. Johnson 11, Byron Moore 11.

■ Lathers' 15 tackles were a career best while Moore's 11 tackles were also a career high, and the third time he has tallied double-digit tackles.

■ Against Mississippi State, Tennessee linebackers Johnson (21) and Lathers (12) both reached double digits in tackles, as did Moore (10). Johnson set a new personal best, while Moore tied his career best. The trio combined for 43 of the Vols' 97 tackles during the game.

■ Johnson has recorded 10 or more tackles in each of the last six games with 11 against Florida, Akron, and Georgia, 21 against Mississippi State, 14 against Alabama and 11 at South Carolina.

■ Against South Carolina, for Lathers, it was his second game this season with 10 or more tackles and the sixth of his career. The last time Lathers had 10+ tackles was at Vanderbilt on Nov. 20, 2010, with 10.

■ Justin Coleman hit the double-digit mark for the first time in his career against No. 1 Alabama flying around the field and picking up a career-high 13 tackles. He has combined for 22 in the last two games and has 29 on the season.

PICK-OFF ARTISTS

■ Tennessee has picked off 11 passes in 2012, besting the 2011 interception total (9), just eight games into the year.

■ The 11 interceptions ranks sixth in the SEC and 28th in the country.

■ Leading the way for the Vols is Byron Moore who has notched four interceptions this season (tied for 10th in country) including a pick-six against Georgia (Sept. 29).

2012 Most Interceptions in the NCAA

Player	Team	G	INT	Yds	TD
1. Phillip Thomas	Fresno State	10	7	98	3
2. Manti Te'o	Notre Dame	10	6	35	0
2. Derron Smith	Fresno St.	11	6	127	1
4. 6 tied with five					
10. Byron Moore	Tennessee	10	4	88	1

(21 others tied with four)

■ Tennessee had four interceptions against NC State, with Prentiss Waggner, Byron Moore, Eric Gordon and Marsalis Teague each picking off passes from Mike Glennon. Teague picked up his interception with five seconds left to seal the win.

■ After the first week of games, Tennessee was one of two teams to accomplish the feat of four INTs in one game along with Kansas.

■ It was the eighth career interception for Waggner, fifth for Gordon, first for Moore and first for Teague.

■ The last time the Vols had four interceptions in a game was November 13, 2010 against Ole Miss in Knoxville.

■ In game two against Georgia State, another Vol added a pick to his resume as redshirt freshman Geraldo Orta nabbed a Ben McLane pass late in the fourth quarter. Orta also added a PBU on the goal line.

■ The Vols tacked on three more interceptions against Akron with Moore notching his first multiple interception game. He had one with a 20-yard return in the first quarter and another with a 15-yard runback in the third period.

■ Moore became the first Vol since Eric Berry to record two or more interceptions in a single game. Berry had two vs. Arkansas on Nov. 10, 2007.

■ Waggner notched the 10th interception for the secondary against Missouri picking off a James Franklin pass and halting the Tigers' drive. It was the 9th career INT for Waggner.

FORCING TURNOVERS, FOR THE FIRST TIME

■ Against Missouri, Daniel McCullers forced his first career fumble, while Ladarrell McNeil picked up McCullers' forced fumble for his first career fumble recovery for a 33-yard return.

■ It was the first fumble recovery return for Tennessee this year.

■ Combined with a Prentiss Waggner interception on the first play of the season quarter, the Vols recorded their first game with more than one forced turnover since Georgia State earlier this year.

CAREER DAY FOR LATHERS

■ With his 15 tackles against South Carolina, Herman Lathers set a new career high and also recorded his sixth career contest with double-digit tackles. He also had 12 earlier this season at Mississippi State.

■ Lathers has tallied exactly two double-digit tackle games in each season that he has played during his career.

■ He also recorded his second sack of the season, dropping SC quarterback Connor Shaw for a 12-yard loss in the fourth quarter. He now has 4.5 sacks in his career. Lathers finished with 2 TFLs and the sack on the day.

■ Lathers had 35 tackles in a three game span from Oct. 13-Oct. 27.

PICK-SIX

■ Byron Moore intercepted a pass from Aaron Murray and took it to the house to tie the game at 7-7 in the first quarter. against Georgia (Sept. 29). It was Moore's fourth interception of the season and the first INT for a touchdown by a Vol since Eric Gordon's game-winning interception in overtime against Vanderbilt on Nov. 19, 2011 in Knoxville.

■ The interception was the third of the year for Murray and the second time an opposing player has returned one for a touchdown (A. Glanton of Florida Atlantic - 42-yard return).

■ It was Murray's first interception in 56 career passes against Tennessee.

■ Moore ranks second in the country this season with four interceptions through the first five games of the season (Phillip Thomas - Fresno St. 6).

■ He is tied for atop the leaderboard with Darius Slay of Miss. St. for the most in the SEC (4). Both Moore and Slay have had a pick-six this season.



SECONDARY STRENGTH

■ Byron Moore leads a UT secondary that has picked off 10 passes in 2012.

■ Moore also leads all defensive backs with 81 tackles, 45 of them solo.

■ Moore set a new career high with 12 tackles against Troy (Nov. 3) also combining on a tackle for loss.

■ Moore had a then-career-best 11 tackles at South Carolina (Oct. 27). Ten of Moore's tackles came against Akron (Sept. 22), and Mississippi State (Oct. 13) marking the first and second times in his UT career he had double digit tackles.

■ Eight of Moore's tackles came against NC State (Aug. 31) where he also recorded his first career interception. He took the pick back 18 yards helping to set up a Michael Palardy field goal which gave the Vols a 32-14 advantage late in the third quarter.

■ Moore only recorded six tackles during the entire 2011 season in all of 2011 (6).

■ Also aiding Moore are sophomore Justin Coleman and junior Eric Gordon. Coleman has recorded 47 tackles (26 solo), 3.5 TFLs, and three PBUs. Gordon has recorded 41 tackles (33 solo), 3.5 TFLs, two INT, six passes defended and a four PBUs.

■ Gordon notched his sixth career INT and second of the season against Akron helping to solidify the victory for the Vols.

PRESSURE UP FRONT

■ The Tennessee defense has recorded 13 sacks for a loss of 120 yards this season.

■ The Vols finished with 7.0 TFL for a loss of 22 yards, their most against SEC competition this season. (6.0-32 TFL at South Carolina, 6-27 at Miss. St., 6-25 at Georgia)

■ Eric Gordon came up with a big hit in the backfield in the first, for a loss of five on the play and now has 3.5 TFLs on the year.

■ Jordan Williams notched his second sack of his career, as he dropped Missouri quarterback James Franklin for a loss of six yards.

■ Against Alabama, UT picked up two sacks against Connor Shaw, a 12 yard loss by Herman Lathers and a 13 yard sack by Curt Maggitt, his second of the season, and second of 10+ yards.

■ Tennessee took down A.J. McCarron twice against Alabama (Oct. 20) as Darrington Sentimore registered a 10-yard loss while Mo Couch tallied a five-yard sack.

■ The Vols brought the pressure against one of the best offensive lines in the country recording two sacks against a Mississippi State O-Line that had only allowed three sacks in all of 2012.

■ With Georgia State driving deep into Tennessee territory in the first quarter, defensive lineman Darrington Sentimore recorded his first career sack dropping GSU's Ben McLane for an 11-yard loss.

■ Sentimore added another sack against Akron for a loss of four yards.

■ Starting in place of Curt Maggitt (toe), Willie Bohannon sacked GSU's Ben McLane for a nine-yard loss in the first quarter and forced the second fumble of his career, which GSU recovered.

BIG DAN McCULLERS

■ After entering the contest against Georgia (Sept. 29) with just four career tackles, DT Dan McCullers has stepped up in the second half of the season.

■ McCullers recorded two big days against South Carolina (8 tackles, 1 TFL) and Missouri (6 tackles, 1.5 TFL), McCullers now has 36 tackles on the season to go along with 4.5 TFLs and a PBU. He has 32 tackles in his last six games alone.

■ McCullers also blocked a PAT in the third quarter and had a big tackle for loss that forced Georgia to punt late in the game.

■ McCullers added four more tackles to his total against Mississippi State (Oct. 13) also hitting Tyler Russell once.

■ McCullers came to the Vols from the Georgia Military Academy where he spent two seasons under

the direction of Bert Williams.

■ The 6-6, 377 lb. nose tackle was a 4-star recruit and ranked the No. 1 JUCO defensive tackle by Rivals and the No. 6 overall JUCO prospect.

WAGGNER ALL OVER THE SECONDARY

■ Senior Prentiss Waggoner has shifted around the secondary in both 2011 and 2012 and produced from all angles. Waggoner, who started 32 straight games, has started in nine of 10 games this year.

■ Waggoner is seventh on the team with 37 tackles, 2 TFL, 2 INTs, six passes defended, four PBUs and has forced a fumble.

■ The redshirt senior finished with five tackles and an INT against the Wolfpack (Aug. 31), returning it eight yards and helping to set up the opportunity for a Vol TD.

■ Against Missouri, Waggoner's ninth career INT to up his passes defended to 24 in his career (10th in UT history since 1976)

■ UT Career Passes Defended

No.	Player	Years	PBU/INT
1.	35 Jabari Greer	2000-03	(33 PBU, 2 INT)
2.	34 Dwayne Goodrich	1996-99	(22 PBU, 12 INT)
	34 Preston Warren	1987-90	(26 PBU, 8 INT)
4.	32 Jonathan Hefney	2004-07	(22 PBU, 10 INT)
	32 Rashad Baker	2000-03	(21 PBU, 11 INT)
6.	31 Eric Berry	2007-09	(17 PBU, 14 INT)
7.	30 Terry Fair	1994-97	(19 PBU, 11 INT)
8.	28 Deon Grant	1997-99	(14 PBU, 14 INT)
9.	25 Jonathan Wade	2002-06	(19 PBU, 6 INT)
10.	24 Andre Lott	1998-2001	(22 PBU, 2 INT)
	24 Prentiss Waggoner 2009-Pres.	(15 PBU, 9 INT)	

SACK-FUMBLE-VOLS SCORE

■ Two times in 2012, the Vols defense has combined for a sack and a fumble which led to points on the board for Tennessee.

■ Each sack and fumble has come during a unanswered scoring stretch for the Vols.

■ Against NC State (Aug. 31), Curt Maggitt sacked QB Mike Glennon forcing a fumble that was recovered for a safety. The sack came during a stretch where the Vols scored 16 points in 38 seconds against NC State.

■ At Georgia (Sept. 29), Herman Lathers sacked Aaron Murray and forced his first career fumble at the 4:14 mark of the second quarter, which was recovered by A.J. Johnson at the UGA 8-yard line.

■ The sack was Lathers' first since 10/30/2010 at South Carolina and gives him 3.5 for his career. The fumble recovery was Johnson's third career fumble recovery. His other two were vs. South Carolina and at Florida in 2011.

■ The play also led to a 4-yard touchdown catch for Zach Rogers and was in the midst of a stretch where the Vols scored 20-unanswered points against the No. 5 Dawgs.

SPECIAL TEAMS NOTES

PALARDY DOES IT ALL

■ Junior Michael Palardy has had a hand in all three areas of kicking this season, serving as the Vols' place-kicker, kickoff man and punter at times.

■ He has served as the primary kickoff man with a 61.8 average and 24 touchbacks on kickoffs. He has kicked seven field goals and 32 PATs.

■ Palardy has also punted 24 times including three vs. Florida (Sept. 15) when he had a pair of 50-yarders and a then-career-long 54-yard punt against Mississippi State (Oct. 13). For the year, he is averaging 43.0 yards per punt with seven 50-plus yard punts.

■ Against Alabama, South Carolina, Troy, and Missouri, Palardy was the only kicker/punter on the field for the Vols taking part in all the kickoffs, punts and place kicks.

■ At South Carolina (Oct. 27), Palardy booted a career-long 66-yarder while averaging 40.0 yards on five kicks.

► BY THE NUMBERS

3

» UT QB Tyler Bray is just the 3rd player in school history to throw for more than 3,000 yards in a season, joining Peyton Manning and Erik Ainge.

11.2

» UT sophomore LB AJ Johnson ranks second in the SEC and fifth nationally in tackles/game with 11.22. He has 112 tackles in 10 games this season.

80.4

» The Vols have protected their quarterback better than anyone in the nation, allowing a sack every 80.4 pass attempts this season and just five all year.

FU-GATE ABOUT IT

■ Channing Fugate, a back-up middle linebacker for the Vols leads the team with 12 special teams tackles (9 KO, 3 Punt).

■ Fugate's 12 special teams tackles are seven more than the next closest player (Eric Gordon with 5).

■ With team's avoiding Cordarrelle Patterson on kickoffs, Fugate has returned four kickoffs in the last three games for 59 yards (14.8 avg.)

■ Against Alabama (Oct. 20), Fugate added three special teams tackles to his total with two on punt returns and one on a kickoff return.

DEVIRIN DASHES

■ Devrin Young is listed as the No. 1 for both punt and kick returns and has accumulated 145 yards on 15 punt returns (9.7 avg.) and 142 yards on eight kick returns (17.8 avg.).

■ Young missed his first game since 2011 having to sit out the game against Troy with a concussion suffered in practice. Young played in 17 straight games since seeing the field for the first time against Buffalo (Oct. 1, 2011)

■ In 2011, Young had eight punt returns for 94 yards and 27 kick returns for 628 yards last season. His 94 punt return yards were the most by a Vol in a single season since Gerald Jones recorded 150 yards in 2008 on 15 returns.

■ Young's 628 kickoff return yards ranked as the fifth most by a Vol in a single season all-time, while his 722 total kick return yards rank seventh.

■ Additionally, his 27 kickoff returns were tied for the fourth-most in a season.

■ Young jumped into the top-10 in UT history with 770 career kickoff return yards on an 17-yard return against Mississippi State (Oct. 13).

■ UT Career Kickoff Return Yards

Player	KOR Yards	Years
1. Willie Gault	1,854	1979-82
2. Leonard Scott	1,788	1999-02
3. Corey Larkins	1,307	2001-04
4. David Oku	1,175	2009-10
5. Dennis Rogan	1,133	2007-09
6. Dale Carter	1,130	1990-91
7. Gary Moore	996	1977-79
8. Anthony Morgan	862	1988-90
9. Carl Pickens	777	1989-91
10. Devrin Young	770	2011-Pres.
11. Stanley Morgan	763	1973-76

SAPP BLOCKS IT

■ Dontavis Sapp recorded UT's first punt block against Troy (Nov. 3) since Oct. 25, 2008, when Montario Hardesty got his hands on one against Alabama.

■ Troy tried a rugby style punt late in the first quarter that went low and was blocked by Sapp. With short field position, the Vols used five plays to go 47 yards in 1:52 capped by a 21-yard TD catch to Justin Hunter.





DEREK DOOLEY /// HEAD COACH

Tennessee head football coach Derek Dooley is in his third season at Rocky Top in 2012, and his efforts in building a foundation for long-term success for Tennessee football have the Volunteers primed for a leap forward this fall. Dooley, 44, has reshaped the culture of the Tennessee program since his arrival with his energetic personality, meticulous approach and belief in the dedication to both the character and on-field development of the student-athlete.

The bright future on the horizon for UT football was exemplified by performances from talented freshmen classes. During the last two seasons, Tennessee has played 47 freshmen, including 32 true freshmen, the latter of which ties with Florida's total for the most in the nation since the beginning of the 2010 season. The infusion of talented young players, almost all of whom will play significant roles on the 2012 team, began shortly after Dooley was named Tennessee's 22nd football coach on Jan. 15, 2010. Dooley's first two recruiting classes include six Freshman All-Americans, and eight players who were named Freshman All-SEC over the last two seasons. Additionally, Freshman All-American linebackers A.J. Johnson and Curt Maggitt ranked first and second, respectively, among SEC freshman tackle leaders per game in 2011. Tennessee was the only team in Division I FBS in 2011 with three freshmen (true or redshirt) among its top five tackle leaders.

The increased commitment to excellence in all facets of the program is also present in the state-of-the-art, \$40 million Football Training Center that is opening soon. The facility, redesigned by Dooley upon his arrival, will be the finest of its kind in the nation. He also established a new academic accountability system shortly after accepting his current position.

Determined to make immediate strides in changing the culture of the program, Dooley created the Vol for Life (VFL) program, a comprehensive player support and character education program, in his first year at Tennessee. The four-year VFL curriculum focuses on the often-overlooked personal growth of the student-athlete, encompassing the following topics: character education, personal finance, life skills, career development, spiritual growth, community service, mental conditioning, personal branding and navigating the social media landscape.

Dooley has led by example as well, speaking at numerous events throughout Knoxville and the entire state of Tennessee to help raise more than \$1,000,000 for children and other causes in the local community. The youngest son of Georgia legend Vince Dooley, who coached the Bulldogs for 25 seasons and claimed six league titles and the 1980 national championship, Dooley never accepted the pre-terminated path to success. He played his college football at Virginia, turning down scholarship offers elsewhere to walk on and later earn his own scholarship from Cavaliers head coach George Welsh.

Dooley is married to Dr. Allison Jeffers Dooley, an OB/GYN and Fort Worth, Texas, native. They have two sons, John Taylor (13) and Peyton (10) and a daughter, Julianna (8).

Tennessee head coach Derek Dooley underwent a surgical procedure to repair a fractured right hip on Oct. 9. The procedure was performed by Dr. Russell Betcher and Dr. Greg Mathien of the Knoxville Orthopedic Clinic at UT Medical Center.

COACHING CAREER

Year	School	Position
1996	Georgia	Graduate Asst., Defensive Backs
1997	SMU	Wide Receivers Coach
1998-99	SMU	Wide Receivers/Co-Recruiting Coordinator
2000-02	LSU	Recruiting Coord./Tight Ends
2003	LSU	Running Backs/Special Teams
2004	LSU	Asst. Head Coach/Running Backs/Special Teams
2005-06	Miami Dolphins	Tight Ends Coach
2007	Louisiana Tech	Head Coach
2008-09	Louisiana Tech	Head Coach/Athletic Director
2010-	Tennessee	Head Coach

TENNESSEE TRENDS

	2012	at UT
August/September	3-2	7-5
October	0-3	1-11
November	1-1	7-3
December/January	0-0	0-1
Overall	4-6	15-20

UT's Conference Record...

at home	0-3	3-8
on the road	0-3	1-10

UT's Non-Conference Record...

at home	3-0	9-1
on the road	0-0	1-0
neutral site	1-0	1-1

UT vs. Ranked Opponents...

at home	0-2	0-7
on the road	0-3	0-8

UT's Record in Games...

decided by 7 pts or less	1-3	3-6
decided by 3 pts or less	0-2	1-5
away during the day	0-2	0-7
away at night	0-1	2-3
home during the day	2-1	7-2
home at night	1-2	5-7
neutral site at night	1-0	1-1

UT's Record When Scoring...

less than 20 points	0-1	0-12
20+ points	3-5	14-8
25+ points	4-4	13-5

UT's Record When Allowing...

14 or fewer points	1-0	8-2
24 or fewer points	1-0	9-2
25+ points	2-6	3-16

UT's Record When...

leading after the 1st quarter	3-0	12-6
trailing after the 1st quarter	0-3	1-7
tied after the 1st quarter	1-3	2-7
leading at halftime	3-2	14-2
trailing at halftime	0-3	0-12
tied at halftime	1-1	1-6
leading after the 3rd quarter	3-1	12-1
trailing after the 3rd quarter	1-5	1-18
tied after the 3rd quarter	0-0	2-1
tied after the 4th quarter/OT	0-1	2-2

UT's Record With...

less than 300 yards total off.	0-1	2-10
300+ yards total offense	4-5	13-10
400+ yards total offense	4-3	12-4
500+ yards total offense	4-1	8-1
600+ yards total offense	2-0	2-0
less than 100 yards rushing	0-3	2-13
100+ yards rushing	4-3	13-7
150+ yards rushing	4-3	6-5
200+ yards rushing	1-1	2-1
250+ yards rushing	0-0	1-0
less than 200 yards passing	0-0	1-7
200-300 yards passing	0-4	4-9
300+ yards passing	4-2	10-4
350+ yards passing	3-2	6-2
400+ yards passing	2-1	3-1
450+ yards passing	1-0	1-0

UT's Record When Allowing...

less than 200 total yards	0-0	1-0
less than 300 total yards	1-0	6-1
less than 400 total yards	2-0	12-7
400 yards+ total offense	2-6	3-13
less than 100 yards rushing	1-0	5-0
100+ yards rushing	3-6	10-20
less than 200 yards passing	1-0	5-4
less than 250 yards passing	2-2	10-12
less than 300 yards passing	3-3	13-16
300+ yards passing	1-4	2-4

DOOLEY YEAR THREE

▲Derek Dooley is in his third season as UT's head coach and has a 15-20 record with the Vols. Of the 12 coaches who have seen a third season at Rocky Top, 11 have posted a winning record that year, including five with at least eight wins and two with 10-plus. Philip Fulmer had the best third year, going 11-1 and finishing ranked third in the nation.

TENNESSEE COACHES IN THEIR THIRD SEASONS:

Name	Years	1st Two Yrs.	3rd Yr.
Derek Dooley	2010-	11-14	4-6
Phillip Fulmer	1993-08	18-6	11-1
Johnny Majors	1977-92	9-12-1	7-5
Bill Battle	1970-76	21-3	10-2
Doug Dickey	1964-69	12-6-3	8-3
Bowden Wyatt	1955-62	16-4-1	8-3
John Barnhill	1941-45	17-3-1	7-1-1
Robert Neyland	1926-52	16-1-1	9-0-1
M.B. Banks	1921-25	14-4-1	5-4-1
John R. Bender	1916-20	11-3-3	7-2
Z.G. Clevenger	1911-15	7-8-2	6-3
George Levene	1907-09	14-4-1	1-6-2

► 2012 COACHING STAFF

Derek Dooley , Head Coach
Jim Chaney , Offensive Coord./Quarterbacks
Sal Sunseri , Defensive Coord./Linebackers
Derrick Ansley , Cornerbacks
Charlie Coiner , Tight Ends/Special Teams
Josh Konklin , Safeties
Jay Graham , Running Backs
Darin Hinshaw , Wide Receivers/Recruiting Coord.
John Palermo , Defensive Line
Sam Pittman , Offensive Line
Ron McKeefery , Football Head Strength Coach
Schirra Fields , Graduate Assistant
Derrick Foster , Graduate Assistant
Kyle Manley , Graduate Assistant
Brandon Staley , Graduate Assistant

■ Seven of Tennessee's nine assistant coaches are new to the staff this season, including defensive coordinator Sal Sunseri, who comes to Rocky Top after three years at Alabama. The lone holdovers are offensive coordinator Jim Chaney and Darin Hinshaw, who has switched to wide receivers and added recruiting coordinator to his title.

■ Although new to the coaching staff, running backs coach Jay Graham is no stranger to Tennessee having played for the Vols from 1993-96. He ranks seventh all-time on the UT career rushing chart with 2,609 yards. He earned All-SEC Second Team honors as both a junior and a senior, and helped lead the Vols to three bowl victories.



NEYLAND STADIUM /// SHIELDS-WATKINS FIELD



CAPACITY /// 102,455

440-115-17

Overall Record in 90 Seasons at Neyland Stadium

The Best Gets Better

The Home of the Vols got a makeover in 2010, transforming one of college football's meccas into an aesthetic masterpiece. The concrete walls that used to hold up the west side were replaced with brick. Below the press box, six new panels display some of the finest to ever don the Orange and White-- **Al Wilson, Gen. Robert R. Neyland, Reggie White, Peyton Manning, Johnny Majors and Doug Atkins.**

Most noticeable from the outside are the approximately **700,000 bricks** that totally transformed the look of the stadium's north and west sides. Standing in the middle of that transformation is the majestic Gate 21 plaza area.

Six lofty archways dominate the entrance, which doubles during the work week as a key campus transportation hub. No doubt the traffic on game days is just as hectic.

Adjacent to the Gate 21 plaza is another change, the new amphitheater at the corner of Phillip Fulmer Way and Andy Holt Avenue. The Vol Network's Kick-off Call-In Show takes place there, sporting spiffy new digs after spending years on a make-shift platform in front of a worn down hillside.

Just inside Gate 21, the Tennessee Official Team Shop is open for business six days a week under management of the UT Bookstore. Four other souvenir locations are located throughout the stadium, including one in an exclusive new seating area.

17 Straight Years with 100,000+

Tennessee has had at least one home crowd of 100,000-plus in each of the last 17 seasons, including a sell-out against Florida this year. Only Michigan has a longer streak with the Wolverines' dating back to 1975.

LARGEST STADIUMS IN CFB


Facility	Capacity
1. Michigan Stadium Michigan	109,901
2. Beaver Stadium Penn State	107,572
3. Neyland Stadium Tennessee	102,455
4. Ohio Stadium Ohio State	102,329
5. Bryant-Denny Stadium Alabama	101,821
6. DKR-Texas Memorial Stadium Texas	101,624
7. Rose Bowl UCLA	94,118
8. L.A. Memorial Coliseum Southern California	93,607
9. Sanford Stadium Georgia	92,746
10. Tiger Stadium LSU	92,542

Turnstile Ticker

■ Tennessee ranks fourth in the nation and second in the SEC in total attendance this season.

2012 NCAA Total Attendance Leaders

Ohio State	736,738
LSU	648,133
Michigan	560,495
TENNESSEE	547,911
Florida	530,491



THE GENERAL

The Proverbial, Perpetual Yardstick

One of the greatest coaches in the history of the game of football, **Gen. Robert Reese Neyland** is still, and will most likely always be, the yardstick by which all Tennessee football coaches are measured. For 21 years, he led the Big Orange to win after win and championship after championship. His 173 wins, seven conference titles and four national championships set the bar at one of the nation's finest football institutions.

According to UT legend **Gus Manning**, no one summed up Neyland and his coaching ability better than **Wallace Wade**:

"He could take his and beat yours or take yours and beat his." -- Wallace Wade, Alabama and Duke head coach and Neyland rival.

Gen. Neyland's Maxims of Football

1. The team that makes the fewest mistakes will win.
2. Play for and make the breaks and when one comes your way -- SCORE.
3. If at first the game or the breaks go against you, don't let up -- put on more steam.
4. Protect our kickers, our QB, our lead and our ball game.
5. Ball, oskie, cover, block, cut and slice, pursue and gang tackle -- for this is the WINNING EDGE.
6. Press the kicking game. Here is where the breaks are made.
7. Carry the fight to our opponent and keep it there for 60 minutes.

WHAT THEY ARE SAYING ABOUT NEYLAND STADIUM

"The big games I played in Neyland Stadium are right up there with the Super Bowl. It is still one of the most electric atmospheres I have ever experienced, and the passion of the fans is what makes the difference."

-- Peyton Manning, Former Vol and Denver Broncos QB

"It is a remarkable experience. It starts with the Vol Walk down to the stadium, and the energy just builds and builds until you run through the 'T' for kickoff."

-- Jerod Mayo, Former Vol and New England Patriots LB

"I've been to LSU, Florida State and Texas and almost every place that could be considered one of the toughest places to play. But we went down to Knoxville for a night game, and that Tennessee crowd was the most impressive that I have ever faced. Neyland Stadium was just electric."

-- Bob Davie, ESPN game analyst and former Notre Dame head coach

"It's static noise. You can't hear anything. You go up and down the line -- your wide receivers, your running backs, your tight ends -- nobody can hear. Nobody."

-- Nate Longshore, Former Cal quarterback (2006)

"It's got to be Tennessee! That night in that stadium with the orange and Rocky Top -- that's my favorite!"

-- Lee Corso, ESPN College Football Analyst

NEYLAND STADIUM



► TENNESSEE IN THE SOUTHEASTERN CONFERENCE

>> EASTERN DIVISION

	SEC	Pct.	PF	PA	Overall	Pct.	PF	PA	2011	Home	Away	Neutral	vs. Div.	Top 25	Streak
Georgia	7-1	.875	268	145	9-1	.900	369	188	8-2	5-0	3-1	1-1	5-1	1-1	W4
Florida	7-1	.875	207	95	9-1	.900	261	129	5-5	6-0	3-0	0-1	5-1	3-1	W2
South Carolina	6-2	.750	229	169	8-2	.800	326	185	8-2	6-0	2-2	0-0	5-1	1-2	W2
Vanderbilt	4-3	.571	136	150	6-4	.600	256	180	5-5	3-2	3-2	0-0	2-3	0-3	W5
Missouri	2-5	.286	146	205	5-5	.500	253	251	5-5	3-3	2-2	0-0	2-4	0-4	W1
Tennessee	0-6	.000	191	262	4-6	.400	379	370	4-6	3-3	0-3	1-0	0-4	0-5	L1
Kentucky	0-7	.000	72	254	1-9	.100	164	332	4-6	1-5	0-4	0-0	0-5	0-5	L8

>> WESTERN DIVISION

	SEC	Pct.	PF	PA	Overall	Pct.	PF	PA	2011	Home	Away	Neutral	vs. Div.	Top 25	Streak
Alabama	6-1	.857	254	90	9-1	.900	370	111	9-1	4-1	4-0	1-0	4-1	4-1	L1
Texas A&M	5-2	.714	254	139	8-2	.800	431	213	5-5	2-2	6-0	0-0	5-1	3-2	W3
LSU	4-2	.667	119	102	8-2	.800	302	155	10-0	6-1	2-1	0-0	3-1	3-2	W1
Mississippi State	3-3	.500	158	143	7-3	.700	294	214	5-5	5-1	2-2	0-0	1-3	0-3	L3
Ole Miss	2-4	.333	148	174	5-5	.500	295	277	2-8	3-3	2-2	0-0	2-2	0-3	L2
Arkansas	2-4	.333	130	192	4-6	.400	255	300	9-1	3-4	1-2	0-0	1-3	0-2	L1
Auburn	0-7	.000	81	223	2-8	.200	173	284	6-4	2-4	0-3	0-1	0-5	0-4	L1

► UPCOMING SCHEDULES IN THE SEC

Saturday, Nov. 17

Arkansas at Mississippi St. (SEC Network)	12:21 p.m.
Western Carolina at Alabama (SEC Network)	12:21 p.m.
Jacksonville State at Florida (PPV)	1 p.m.
Wofford at South Carolina (PPV)	1 p.m.
Georgia Southern at Georgia (PPV)	1:30 p.m.
Alabama A&M at Auburn (PPV)	2 p.m.
Sam Houston State at Texas A&M (PPV)	3:30 p.m.
Ole Miss at LSU (CBS)	3:30 p.m.
Syracuse at Missouri (ESPNU)	7 p.m.
TENNESSEE at Vanderbilt (ESPN2)	7 p.m.
Samford at Kentucky (CSS)	7:30 p.m.

Friday, Nov. 23

LSU at Arkansas (CBS)	2:30 p.m.
-----------------------	-----------

Saturday, Nov. 24

Auburn at Alabama	TBA
Kentucky at TENNESSEE	TBA
Mississippi State at Ole Miss	TBA
Missouri at Texas A&M	TBA
Florida at Florida State	TBA
Georgia Tech at Georgia	TBA
South Carolina at Clemson	TBA
Vanderbilt at Wake Forest	TBA

TOP-25 POLLS (as of 11/11)

Associated Press

1. Oregon (45)	10-0
2. Kansas State (14)	10-0
3. Notre Dame (1)	10-0
4. Alabama	9-1
5. Georgia	9-1
6. Ohio State	10-0
7. Florida	9-1
8. LSU	8-2
9. Texas A&M	8-2
10. Florida State	9-1
11. Clemson	9-1
12. South Carolina	8-2
13. Oklahoma	7-2
14. Stanford	8-2
15. Oregon State	7-2
16. Nebraska	8-2
17. UCLA	8-2
18. Texas	8-2
19. Louisiana Tech	9-1
20. Louisville	9-1
21. Southern California	7-3
22. Rutgers	8-1
23. Michigan	7-3
23. Texas Tech	7-3
25. Kent State	9-1

Others receiving votes:

Oklahoma State 79, Northern Illinois 77, **Mississippi State 48**, Wisconsin 26, UCF 16, Boise State 14, Cincinnati 6, Fresno State 6, Arizona 6, TCU 5, San Jose State 4, Tulsa 4, Utah State 4, San Diego State 3, Northwestern 2, Washington 1, Toledo 1.

Bold: UT and teams on UT '12 schedule.

USA Today Coaches

1. Oregon (44)	10-0
2. Kansas State (14)	10-0
3. Notre Dame (1)	10-0
4. Georgia	9-1
5. Alabama	9-1
6. Florida State	9-1
7. Florida	9-1
8. LSU	8-2
9. Clemson	9-1
10. Texas A&M	8-2
11. South Carolina	8-2
12. Oklahoma	7-2
13. Stanford	8-2
14. Nebraska	8-2
15. Texas	8-2
16. UCLA	8-2
17. Oregon State	7-2
18. Louisville	9-1
19. Louisiana Tech	9-1
20. Rutgers	8-1
21. Southern California	7-3
22. Boise State	8-2
23. Michigan	7-3
24. Oklahoma State	6-3
25. Texas Tech	7-3

Others receiving votes:

Northern Illinois 105, Wisconsin 68, Kent State 39, Cincinnati 35, **Mississippi State 32**, Utah State 20, Central Florida 18, Northwestern 10, San Diego State 8, Tulsa 8, Washington 7, Fresno State 4, Middle Tennessee 2.

2012 » SEC BOWL TIE-INS

Advocate V100 Independence Bowl

Dec. 28	ESPN	2 p.m.	Shreveport, La.	ACC vs. SEC
---------	------	--------	-----------------	-------------

Franklin American Mortgage Music City Bowl

Dec. 31	ESPN	Noon	Nashville, Tenn.	ACC vs. SEC
---------	------	------	------------------	-------------

AutoZone Liberty Bowl

Dec. 31	ESPN	3:30 p.m.	Memphis, Tenn.	C-USA vs. SEC
---------	------	-----------	----------------	---------------

Chick-fil-A Bowl

Dec. 31	ESPN	7:30 p.m.	Atlanta, Ga.	ACC vs. SEC
---------	------	-----------	--------------	-------------

CapitalOne Bowl

Jan. 1	ESPN	1 p.m.	Orlando, Fla.	Big 10 vs. SEC
--------	------	--------	---------------	----------------

Outback Bowl

Jan. 1	ABC	1 p.m.	Tampa, Fla.	Big 10 vs. SEC
--------	-----	--------	-------------	----------------

TaxSlayer.com Gator Bowl

Jan. 1	ESPN2	1 p.m.	Jacksonville, Fla.	Big 10 vs. SEC
--------	-------	--------	--------------------	----------------

Rose Bowl, presented by VIZIO

Jan. 1	ESPN	4:30 p.m.	Pasadena, Calif.	BCS
--------	------	-----------	------------------	-----

Discover Orange Bowl

Jan. 1	ESPN	8 p.m.	Miami Gardens, Fla.	BCS
--------	------	--------	---------------------	-----

Allstate Sugar Bowl

Jan. 2	ESPN	8:30 p.m.	New Orleans, La.	BCS
--------	------	-----------	------------------	-----

Tostitos Fiesta Bowl

Jan. 3	ESPN	8:30 p.m.	Glendale, Ariz.	BCS
--------	------	-----------	-----------------	-----

AT&T Cotton Bowl

Jan. 4	FOX	8 p.m.	Arlington, Texas	Big 12 vs. SEC
--------	-----	--------	------------------	----------------

BBVA Compass Bowl

Jan. 5	ESPN	1 p.m.	Birmingham, Ala.	BIG EAST vs. SEC
--------	------	--------	------------------	------------------

Discover BCS National Championship

Jan. 7	ESPN	8 p.m.	Miami Gardens, Fla.	BCS
--------	------	--------	---------------------	-----



▶ NOTING THE COMMODORES



VANDERBILT STAT LEADERS

RUSHING						
	G	Att.	Yds.	Avg.	TD	Yds/G
Zac Stacy	10	144	769	5.3	6	76.9
Brian Kimbrow	10	55	396	7.2	3	39.6
PASSING						
	G	Cmp-Att.	Pct.	Yds.	TD/INT	
Jordan Rodgers	9	144-244	59.0	1,945	9/3	
RECEIVING						
	G	No.	Yds.	Avg.	TD	Yds./G
Jordan Matthews	10	70	1,003	14.3	5	100.3
Chris Boyd	10	40	686	17.1	3	68.6
DEFENSE						
	G	Solo	Asst	Total	TFL	Sacks
Kenny Ladler	10	43	22	65	2.5-7	1-4
Javon Marshall	10	47	18	65	2-6	0-0
Chase Garnham	10	31	30	61	10.5-44	6-38

2012 SCHEDULE

Date	Opponent	Time/Result
Aug. 30	South Carolina*	L, 13-17
Sept. 8	at Northwestern	L, 13-23
Sept. 15	Presbyterian	W, 58-0
Sept. 22	at Georgia*	L, 3-48
Oct. 6	at Missouri*	W, 19-15
Oct. 13	Florida*	L, 17-31
Oct. 20	Auburn*	W, 17-13
Oct. 27	Massachusetts	W, 49-7
Nov. 3	at Kentucky*	W, 40-0
Nov. 10	at Ole Miss*	W, 27-26
Nov. 17	Tennessee*	7:00 p.m.
Nov. 24	at Wake Forest	TBA

* - SEC Game

▶ TENNESSEE VS. VANDERBILT LAST THREE

NOV. 19, 2011- TENNESSEE 27, VANDERBILT 21 OT (KNOXVILLE)

■ Eric Gordon returned a interception 90 yards on the fourth play of overtime and the Vols earned their sixth straight win over Vanderbilt ... The Vols jumped out to a 14-7 lead at halftime in Tyler Bray's return to the field after missing five games with a broken thumb ... Bray finished 16-of-33 for 189 yards and 2 TDs ... In the fourth quarter, on fourth down, Da'Rick Rogers hauled in a pass from Bray with one hand to tie the game at 21-21 with 6:27 left in regulation ... Vanderbilt took over with 2:02 left and promptly moved to the UT 40 with a little less than a minute remaining. On second down, Prentiss Waggoner intercepted Rodgers and ended any chance of a Vanderbilt win in regulation.

NOV. 20, 2010 - TENNESSEE 24, VANDERBILT 10 (NASHVILLE)

■ QB Tyler Bray threw 16-of-27 for 232 yards and a pair of touchdowns, while Da'Rick Rogers set season highs with three receptions for 59 yards... Bray's career high streak of 96 consecutive passes without an interception was snapped in the second quarter... He completed his first 10 passes... Bray hit Justin Hunter from 15 yards out and Denarius Moore from 20 yards out to put the Vols ahead 14-0... UT's fifth straight win in the series and 27th of 28... Gerald Williams earned SEC Defensive Lineman of the Week honors, blocking a Vandy field goal and recording eight tackles.

NOV. 21, 2009 - TENNESSEE 31, VANDERBILT 16 (KNOXVILLE)

■ Despite a defense depleted with injuries, the Vols clinched bowl eligibility with their fourth straight win over VU... UT running back Montario Hardesty carried for 171 yards and a 5-yard touchdown that put the Vols ahead 7-0 in the first quarter... Placekicker Devin Mathis gave UT a 10-edge before VU retaliated with 10 unanswered points of its own... The Vols closed the first half with touchdown passes inside the 20 from Jonathan Crompton to Denarius Moore and Luke Stocker... A pair of FGs from VU kicker Ryan Fowler pulled the Commodores within 24-16... UT's Wes Brown returned an INT 25 yards for a TD to seal the win with three seconds left... Crompton's third-quarter INT ended a streak of 142 pass attempts without one, one shy of Casey Clausen's school record of 143.

UT's Most Common Opponents

Team	Meetings	Record
Kentucky	107 meetings	74-24-9
Vanderbilt	105 meetings	73-27-5
Alabama	94 meetings	37-49-8
Ole Miss	64 meetings	44-19-1
Auburn	51 meetings	21-27-3
Miss. State	45 meetings	28-16-1
Georgia Tech	43 meetings	24-17-2
Georgia	42 meetings	21-19-2
Florida	42 meetings	19-23-0
Chattanooga	41 meetings	37-2-2

▶ TENNESSEE VS. VANDY KEY STATS

■ UT has outgained VU in total offense in 23 consecutive meetings. The last time the Commodores outgained UT in total offense was Nov. 28, 1988, when VU put up 392 yards to UT's 334. The Vols prevailed, 14-7.

■ In 10 of the last 12 meetings, the Vols' opening drive has resulted in points. On eight of those occasions, UT scored a touchdown.

■ The Vols have scored first in the prior six meetings.

■ The Vols have bested 150 rushing yards in three of the last six meetings, including two performances of over 200 yards on the ground. In 2011, UT rushed for 137 yards on the ground.

■ The Vols have won six straight and 28 of 29 against Vanderbilt including thriller last year as Eric Gordon returned an interception 90 yards on the fourth play of the overtime stanza to give the Vols the victory.

■ Tennessee has forced multiple turnovers in four of the last six meetings, including three interceptions and a fumble last time out.

Series History (Last 30)

Year	Location	W/L	Score
1982	Nashville	L	21-28
1983	Knoxville	W	34-24
1984	Nashville	W	29-13
1985	Knoxville	W	30-0
1986	Nashville	W	35-20
1987	Knoxville	W	38-36
1988	Nashville	W	14-7
1989	Knoxville	W	17-10
1990	Nashville	W	49-20
1991	Knoxville	W	45-0
1992	Nashville	W	29-25
1993	Knoxville	W	62-14
1994	Nashville	W	65-0
1995	Knoxville	W	12-7
1996	Nashville	W	14-7
1997	Knoxville	W	17-10
1998	Nashville	W	41-0
1999	Knoxville	W	38-10
2000	Nashville	W	28-26
2001	Knoxville	W	38-0
2002	Nashville	W	24-0
2003	Knoxville	W	48-0
2004	Nashville	W	38-33
2005	Knoxville	L	24-28
2006	Nashville	W	39-10
2007	Knoxville	W	25-24
2008	Nashville	W	20-10
2009	Knoxville	W	31-16
2010	Nashville	W	24-10
2011	Knoxville (OT)	W	27-21

Series Breakdown

- All-Time: UT leads 73-27-5
- at Knoxville: UT leads 37-10-1
- at Nashville: UT leads 36-17-4
- Biggest Win: 65 (65-0; 1994 in Nashville)
- Biggest Loss: 51 (51-0; 1909 in Nashville)
- Longest Winning Streak: 22 games (1983-04)
- Longest Losing Streak: 9 games (1901-13)
- Current Streak: Tennessee 5 games

▶ STAT COMPARISON

Category	Tennessee	Vanderbilt
Record	4-6	6-4
Conference	0-6	4-3
Scoring Offense	37.9	25.6
Total Offense	495.1	383.7
Rushing Offense	161.1	166.0
Passing Offense	334.0	217.7
Scoring Defense	37.0	18.0
Total Defense	481.8	330.4
Rushing Defense	191.1	153.4
Passing Defense	290.7	177.0
KO Ret. Avg.	21.5	21.9
Punt Ret. Avg.	7.5	7.8
Net Punting	36.2	40.3
Time of Possession	27:14	29:49
3rd Down Conversions	56/140	50/146
Opp. 3rd Down Conv.	58/154	49/154
Turnover Margin	-3	-6
Fumbles Recovered	5	4
Passes Intercepted (D)	11	4
Fumbles Lost	8	11
Passes Intercepted (O)	11	3
Turnovers Gained	16	8
Turnovers Lost	19	14
Passing Efficiency	150.1	136.1
Pass Efficiency Defense	140.9	105.73
Penalties	65	57
Yards Penalized	497	424
Opp. Penalties	48	67
Opp. Yards Penalized	397	520
Sacks	13-120	23-140
Tackles For Loss	58-241	79-268
First Downs	247	195
First Downs Rushing	79	89
First Downs Passing	154	89
Red Zone Offense	47-55	25-34
Red Zone Defense	36-37	26-32

TENNESSEE-VANDY HIGH SCHOOL TEAMMATES

High School (Hometown)	Tennessee	Vanderbilt
Boyd Anderson (Lauderdale Lakes, Fla.)	Daniel Gray	Steven Clarke
Ensworth (Nashville, Tenn.)	Jacob Carter	Cory Batey
Montgomery Bell Acad. (Nashville, Tenn.)	Ben Bartholomew	Luke Colbert Fitz Lassing Wesley Johnson
Oxford (Oxford, Ala.)	Allan Carson	Jared Morse
Henry County (Paris, Tenn.)	Marsalis Teague	Andrew Jelks
Vero Beach (Vero Beach, Fla.)	Marcus Jackson	Larry Franklin
Brentwood Academy (Brentwood, Tenn.)	Alex Bullard Brock Collier	Derek King
Davidson Academy (Nashville, Tenn.)	Bryant Plumlee	Josh Gregory

UT-VANDY CONNECTIONS

- When UT head coach **Derek Dooley** was in his senior year at Virginia, current Vanderbilt defensive coordinator **Bob Shoop** was a graduate assistant for the Cavaliers.
- In the 1997-98 season, UT offensive line coach **Sam Pittman** and current Vanderbilt secondaries coach **George Barlow** worked together at Oklahoma. Pittman was the offensive line coach while Barlow was a graduate assistant (1997) and outside linebacker/safeties coach (1998).
- Tennessee tight end/special teams coach **Charlie Coiner**, Pittman and Vandy wide receivers coach **Josh Gattis** all worked together during 2010 at North Carolina. Pittman with the offensive line, Coiner as a defensive assistant and Gattis as a graduate assistant.
- UT wide receivers coach **Darin Hinshaw** and Vandy co-defensive coordinator and linebackers coach **Brent Pry** worked together at Memphis from 2007-09 where Pry was the D-Line coach and Hinshaw worked with the wide receivers.



Tennessee Volunteers

Depth Chart

>> Offense

TE	81	Mychal Rivera	6-3	244	Sr.-RS
	85	Brendan Downs	6-5	254	So.
LT	74	Antonio Richardson	6-6	329	So.
	67	Alan Posey	6-6	317	Fr.-RS
LG	71	Dallas Thomas	6-5	310	Sr.-RS
	68	Marcus Jackson	6-2	320	So.
C	64	James Stone	6-3	310	Jr.
	57	Mack Crowder	6-2	283	Fr.-RS
RG	72	Zach Fulton	6-5	324	Jr.
	78	Alex Bullard	6-2	300	Jr.-RS
RT	70	Ja'Wuan James	6-6	323	Jr.
	77	Kyler Kerbyson	6-5	320	Fr.-RS
X	11	Justin Hunter	6-4	200	Jr.
	6	Vincent Dallas	5-11	187	So.
Z	84	Cordarrelle Patterson	6-3	205	Jr.
	83	Zach Rogers	6-0	172	Sr.
QB	8	Tyler Bray	6-6	215	Jr.
	14	Justin Worley	6-4	213	So.
TB	20	Rajion Neal	5-11	211	Jr.
	15	Marlin Lane	5-11	205	So.
	19	Devrin Young	5-8	172	So.
FB	39	Ben Bartholomew	6-2	252	Sr.-RS
	38	Justin King	6-2	225	Fr.

>> Defense

DE	94	Darrington Sentimore	6-2	288	Jr.-RS
	80	Corey Miller	6-3	257	Jr.
NG	98	Daniel McCullers	6-6	377	Jr.
	97	Daniel Hood	6-4	292	Jr.-RS
DE	44	Maurice Couch	6-2	295	Jr.-RS
	58	Marlon Walls	6-2	283	Jr.-RS
JACK	54	Jordan Williams	6-5	256	So.
	55	Jacques Smith	6-2	244	Jr.
SLB	56	Curt Maggitt	6-3	240	So.
	86	Willie Bohannon	6-2	253	Sr.-RS
MLB	45	A.J. Johnson	6-3	240	So.
	46	Channing Fugate	6-1	233	Jr.
WLB	34	Herman Lathers	6-0	230	Sr.-RS
	41	Dontavis Sapp	6-2	224	Jr.
LCB	27	Justin Coleman	5-10	182	So.
	10	Marsalis Teague	5-11	182	Sr.
FS	3	Byron Moore	6-0	193	Jr.-RS
	22	Rod Wilks	6-0	221	Sr.-RS
SS	33	LaDarrell McNeil	6-1	195	Fr.
	17	Brent Brewer	6-1	214	Jr.
RCB	23	Prentiss Waggner	6-2	182	Sr.-RS
	24	Eric Gordon	5-9	190	Jr.

>> Specialists

P	1	Michael Palardy	5-11	177	Jr.	OR
	43	Matt Darr	6-1	213	So.-RS	
PK	1	Michael Palardy	5-11	177	Jr.	
	42	Derrick Brodus	5-11	188	Jr.	
KOS	1	Michael Palardy	5-11	176	Jr.	
	42	Derrick Brodus	5-11	188	Jr.	
DS	53	J.R. Carr	5-10	224	Jr.-RS	
	59	Matt Giampapa	6-0	239	So.	
H	3	Tyler Drummer	6-1	172	Jr.	
	43	Matt Darr	6-1	213	So.-RS	

>> Returners

PR	19	Devrin Young	5-8	172	So.	
	84	Cordarrelle Patterson	6-3	205	Jr.	
KR	19	Devrin Young	5-8	172	So.	AND
	84	Cordarrelle Patterson	6-3	205	Jr.	



Vanderbilt Commodores

Depth Chart

>> Offense

TE	82	Kris Kentera	6-4	230	Fr.-RS	OR
	81	Steven Scheu	6-5	260	Fr.-RS	
	86	Austin Monahan	6-6	250	Grad.	
LT	67	Wesley Johnson	6-5	285	Jr.-RS	
	50	Andrew Jelks	6-6	275	Fr.	
LG	62	Ryan Seymour	6-5	304	Sr.-RS	
	71	Adam Butler	6-4	288	Fr.	
C	57	Joe Townsend	6-3	305	So.	
	71	Adam Butler	6-4	288	Fr.	
RG	69	Josh Jelesky	6-5	295	Grad.	OR
	53	Jake Bernstein	6-3	295	Fr.-RS	
RT	52	Andrew Bridges	6-6	275	So.-RS	
	73	Chase White	6-4	290	So.-RS	
WR	80	Chris Boyd	6-4	205	So.-RS	
	19	Jacquese Kirk	6-0	175	Fr.-RS	
WR	87	Jordan Matthews	6-3	205	Jr.	
	9	Trent Pruitt	5-9	175	So.-RS	
WR	17	Jonathan Krause	5-11	184	Jr.	
	7	Josh Grady	5-11	190	Fr.-RS	
QB	11	Jordan Rodgers	6-1	212	Jr.-RS	
	6	Austyn Carta-Samuels	6-0	222	Jr.-RS	
	4	Patton Robinette	6-4	204	Fr.	
TB	2	Zac Stacy	5-9	210	Sr.	OR
	25	Brian Kimbrow	5-8	180	Fr.	
	24	Wesley Tate	6-1	215	Jr.-RS	
	5	Warren Norman	5-10	202	Jr.-RS	
FB	38	Fitz Lassing	6-3	240	Jr.	
	45	Marc Panu	6-1	240	Jr.-RS	

>> Defense

DE	98	Johnell Thomas	6-0	250	Sr.-RS	
	55	Caleb Azibuke	6-4	250	Fr.	
	54	Jimmy Stewart	6-4	240	Fr.-RS	
DT	84	Rob Lohr	6-4	290	Sr.-RS	
	53	Vince Taylor	6-2	312	So.-RS	
NT	97	Jared Morse	6-2	304	Jr.	OR
	58	Colt Nichter	6-1	288	Sr.-RS	
	44	Barron Dixon	6-4	302	So.	
DE	90	Walker May	6-5	250	Jr.-RS	
	92	Kyle Woestmann	6-3	255	So.-RS	
	56	Darien Bryant	6-4	230	Fr.-RS	
OLB	15	Archibald Barnes	6-4	235	Sr.-RS	
	35	Darreon Herring	6-2	220	Fr.	
MLB	36	Chase Garnham	6-3	234	Jr.	
	13	Jake Sealand	6-2	220	Fr.	
OLB	28	Karl Butler	6-1	215	Jr.	
	30	Larry Franklin	6-0	210	Fr.-RS	
CB	23	Andre Hal	6-0	184	Jr.	
	12	Steven Clarke	5-10	195	Jr.	
	33	Derek King	5-11	196	Fr.-RS	
SS	31	Javon Marshall	5-10	195	Jr.-RS	
	22	Eric Samuels	6-0	200	Sr.	
FS	1	Kenny Ladler	6-1	200	Jr.	
	32	Andrew Williamson	6-1	205	Fr.-RS	
CB	8	Trey Wilson	5-11	192	Jr.	
	16	Eddie Foster	5-10	172	Sr.	

>> Specialists

P	94	Richard Kent	6-2	202	Sr.-RS	
	48	Ryan Fowler	5-10	175	Sr.-RS	
PK	39	Carey Spear	5-10	190	Jr.	
	48	Ryan Fowler	5-10	175	Sr.-RS	
KOS	39	Carey Spear	5-10	190	Jr.	
	48	Ryan Fowler	5-10	175	Sr.-RS	
LS	34	Andrew East	6-2	230	So.-RS	
	84	Rob Lohr	6-4	290	Sr.-RS	
H	11	Jordan Rodgers	6-1	212	Sr.-RS	
	94	Richard Kent	6-2	202	Sr.-RS	

>> Returners

PR	17	Jonathan Krause	5-11	184	Jr.	
	87	Jordan Matthews	6-3	205	Jr.	
KR	23	Andre Hal	6-0	184	Jr.	
	25	Brian Kimbrow	5-8	180	Fr.	



2012 » NUMERICAL ROSTER

No.	Name	Pos.	Ht.	Wt.	Cl.	Exp	Hometown (High School/Previous School)
1	Michael Palardy	PK/P	5-11	177	Jr.	2L	Coral Springs, Fla. (St. Thomas Aquinas)
2	Alton Howard	WR	5-8	185	Fr.	HS	Orlando, Fla. (Edgewater)
2	Michael Williams	DB	5-10	176	So.	Sq.	Knoxville, Tenn. (Bearden)
3	Byron Moore	DB	6-0	193	Jr.-RS	1L	Carson, Calif. (Narbonne/Los Angeles Harbor [Calif.] CC)
3	Tyler Drummer	WR	6-1	172	Jr.	Sq.	Powell, Tenn. (Powell/Univ. of the Cumberlands)
4	LaTroy Lewis	LB	6-4	238	Fr.	HS	Akron, Ohio (Archbishop Hoban)
5	George Bullock	PK	6-1	198	Fr.	HS	Knoxville, Tenn. (West)
6	Vincent Dallas	WR	5-11	187	So.	1L	Ellenwood, Ga. (Cedar Grove)
7	Dræe Bowles	WR	6-0	202	Fr.	HS	Jackson, Tenn. (Jackson Christian)
7	Corey Alexander	DB	5-5	161	Sr.	Sq.	Gallatin, Tenn. (Station Camp/Pittsburgh)
8	Tyler Bray	QB	6-6	215	Jr.	2L	Kingsburg, Calif. (Kingsburg)
9	Sam Cranford	WR	6-4	189	Fr.	HS	Nashville, Tenn. (Christ Presbyterian Academy)
9	Daniel Gray	DB	5-11	170	Fr.	HS	Lauderdale Lakes, Fla. (Boyd Anderson)
10	Marsalis Teague	DB	5-11	182	Sr.	3L	Paris, Tenn. (Henry County)
11	Justin Hunter	WR	6-4	200	Jr.	2L	Virginia Beach, Va. (Ocean Lakes)
12	Nathan Peterman	QB	6-2	226	Fr.	HS	Fruit Cove, Fla. (Bartram Trail)
13	Naz Oliver	DB	5-10	179	Jr.-RS	Sq.	Jersey City, N.J. (Saint Peter's Prep)
13	Patrick Ashford	QB	6-0	201	So.	Tr.	Morristown, Tenn. (Morristown West/Carson-Newman)
14	Justin Worley	QB	6-4	213	So.	1L	Rock Hill, S.C. (Northwestern)
15	Marlin Lane	TB	5-11	205	So.	1L	Daytona Beach, Fla. (Mainland)
15	Tyrin Fairman	DB	5-8	180	So.	Sq.	Monmouth Junction, N.J. (South Brunswick)
17	Brent Brewer	DB	6-1	214	Jr.	2L	Tyrone, Ga. (Sandy Creek)
17	Joe Stocstill	QB	6-2	220	Fr.	HS	Lewisburg, Tenn. (Cornersville)
18	Jason Croom	WR	6-5	232	Fr.	HS	Norcross, Ga. (Norcross)
19	Devrin Young	TB	5-8	172	So.	1L	Knoxville, Tenn. (Bearden)
19	Tyler Coombes	DB	6-0	195	Jr.	Sq.	Lebanon, Tenn. (Wilson Central)
20	Rajion Neal	TB	5-11	211	Jr.	2L	Fayetteville, Ga. (Sandy Creek)
22	Rod Wilks	DB	6-0	221	Sr.-RS	2L	Smyrna, Tenn. (Smyrna)
22	Reggie Juin	TB	5-7	171	Jr.	Sq.	Conyers, Ga. (Heritage/Tusculum College)
23	Prentiss Waggoner	DB	6-2	182	Jr.-RS	3L	Clinton, La. (Clinton)
24	Eric Gordon	DB	5-9	190	Jr.-RS	2L	Nashville, Tenn. (Hillsboro)
24	Deanthonie Summerhill	TB	5-9	201	Jr.	Sq.	Tuscumbia, Ala. (Deshler)
25	Quenshaun Watson	TB	5-9	175	Fr.	HS	Athens, Ga. (Clarke Central)
26	Geraldo Orta	DB	6-0	179	Fr.-RS	RS	Valdosta, Ga. (Lowndes)
27	Justin Coleman	DB	5-10	182	So.	1L	Brunswick, Ga. (Brunswick)
28	Deion Bonner	DB	5-11	178	Fr.	HS	Columbus, Ga. (Carver)
29	Tom Smith	TB	5-11	213	So.	Sq.	Apopka, Fla. (Apopka)
30	Alden Hill	TB	6-1	219	Fr.	HS	Alliance, Ohio (Marlington)
30	Max Arnold	DB	5-11	186	So.	Sq.	McKenzie, Tenn. (McKenzie)
31	Tino Thomas	DB	6-0	199	Fr.	HS	Memphis, Tenn. (Melrose)
33	LaDarrell McNeil	DB	6-1	195	Fr.	HS	Dallas, Texas (Wilmer-Hutchins)
34	Herman Lathers	LB	6-0	230	Sr.-RS	2L	Baton Rouge, La. (Scotlandville)
35	Jaron Toney	DB	5-10	188	Jr.	Sq.	Alcoa, Tenn. (Alcoa)
35	David Page	TE	6-5	220	Fr.	HS	Franklin, Tenn. (Franklin)
36	Cody Blanc	WR	6-3	202	Fr.	HS	Knoxville, Tenn. (Central)
37	Brian Randolph	DB	6-0	195	So.	1L	Kennesaw, Ga. (Kell)
38	Justin King	FB	6-2	225	Fr.	HS	Dunwoody, Ga. (Dunwoody)
39	Ben Bartholomew	FB	6-2	252	Sr.-RS	3L	Nashville, Tenn. (Montgomery Bell Academy)
39	Michael Cantwell	LB	5-11	208	So.	Sq.	Morristown, Tenn. (Morristown West)
40	Raiques Crump	LB	6-1	218	Jr.	2L	Adamsville, Ala. (Minor)
40	Alex Ellis	TE	6-4	222	So.	Sq.	Del Mar, Del. (Del Mar)
41	Dontavis Sapp	LB	6-2	224	Jr.	2L	Valdosta, Ga. (Valdosta)
42	Derrick Brodus	PK/P	5-11	188	Jr.	Sq.	Maryville, Tenn. (Alcoa)
42	Charles Folger	TE	6-4	225	Fr.	HS	Augusta, GA (Lincoln County)
43	Matt Darr	P	6-1	213	So.-RS	1L	Bakersfield, Calif. (Frontier)
43	Dakota Summers	TE	6-3	235	Jr.	Sq.	Camden, Tenn. (Central)
44	Maurice Couch	DL	6-2	299	Jr.-RS	1L	Orlando, Fla. (Edgewater/Garden City (Kan.) CC)
45	A.J. Johnson	LB	6-2	240	So.	1L	Gainesville, Ga. (Gainesville)
45	Austin Bolen	FB	5-11	211	Jr.	Sq.	Knoxville, Tenn. (Farragut)
46	Channing Fugate	LB	6-1	239	Jr.	2L	Jackson, Ky. (Breathitt County)
47	John Propst	LB	6-0	225	Jr.	2L	Hoover, Ala. (Hoover)
48	Greg King	TE	6-2	239	Jr.-RS	1L	Memphis, Tenn. (Melrose)
48	Ryeon Wedley	FB	5-9	220	Fr.	HS	Humbolt, Tenn. (Humbolt)
50	Omari Phillips	DL	6-6	325	Fr.	HS	Venice, Fla. (Venice Senior)
51	Kenny Bynum	LB	6-1	246	Fr.	HS	Jacksonville, Fla. (Raines)
52	Christian Harris	LB	6-1	226	Fr.-RS	RS	Woodstock, Ga. (Etowah)
53	J.R. Carr	DS	5-10	224	Jr.-RS	Sq.	Lomita, Calif. (South Torrance)
54	Jordan Williams	DL	6-5	256	So.	1L	Gainesville, Fla. (Gainesville)
55	Jacques Smith	LB	6-2	244	Jr.	2L	Ooltewah, Tenn. (Ooltewah)
56	Curt Maggitt	LB	6-3	240	So.	1L	West Palm Beach, Fla. (Dwyer)
57	Mack Crowder	OL	6-2	283	Fr.-RS	RS	Bristol, Tenn. (Tennessee HS)
57	Andrew Henry	DS	6-2	212	So.	Sq.	Gallatin, Tenn. (Station Camp)
58	Marlon Walls	DL	6-2	285	Jr.-RS	2L	Olive Branch, Miss. (Olive Branch/Hargrave [Va.] Mil. Acad.)
59	Gregory Grieco	LB	5-10	220	Jr.	Sq.	Knoxville, Tenn. (Farragut)
59	Matt Giampapa	DS	6-0	239	So.	Tr.	Jackson, Tenn. (Univ. of Jackson School/Michigan St.)
60	Carson Anderson	OL	6-1	280	Sr.-RS	Sq.	Florence, Ala. (Florence)

ALPHABETICAL

No.	Name	Pos.
7	Corey Alexander	DB
60	Carson Anderson	OL
30	Max Arnold	DB
13	Patrick Ashford	QB
88	Joseph Ayres	TE
39	Ben Bartholomew	FB
36	Cody Blanc	WR
86	Willie Bohannon	LB
45	Austin Bolen	FB
28	Deion Bonner	DB
7	Dræe Bowles	WR
8	Tyler Bray	QB
17	Brent Brewer	DB
42	Derrick Brodus	PK/P
78/89	Alex Bullard	OL/TE
5	George Bullock	PK
51	Kenny Bynum	LB
39	Michael Cantwell	LB
53	J.R. Carr	DS
69	Allan Carson	DL
87	Jacob Carter	WR
93	Gregory Clark	DL
27	Justin Coleman	DB
79	Brock Collier	OL
19	Tyler Coombes	DB
44	Maurice Couch	DL
9	Sam Cranford	WR
18	Jason Croom	WR
57	Mack Crowder	OL
40	Raiques Crump	LB
6	Vincent Dallas	WR
43	Matt Darr	P
85	Brendan Downs	TE
3	Tyler Drummer	WR
63	Adam Eichelberger	OL
40	Alex Ellis	TE
15	Tyrin Fairman	DB
42	Charles Folger	TE
90	Steven Fowlkes	DL
46	Channing Fugate	LB
72	Zach Fulton	OL
59	Matt Giampapa	DS
65	Jacob Gilliam	OL
73	Darin Gooch	OL
24	Eric Gordon	DB
9	Daniel Gray	DB
59	Gregory Grieco	LB
52	Christian Harris	LB
57	Andrew Henry	DS
30	Alden Hill	TB
97	Daniel Hood	DL
2	Alton Howard	WR
11	Justin Hunter	WR
68	Marcus Jackson	OL
70	Ja'Wuan James	OL
45	A.J. Johnson	LB
22	Reggie Juin	TB
77	Kyler Kerbyson	OL
48	Greg King	TE
38	Justin King	FB
15	Marlin Lane	TB
34	Herman Lathers	LB
4	LaTroy Lewis	LB
56	Curt Maggitt	LB
98	Daniel McCullers	DL
33	LaDarrell McNeil	DB
82	Justin Meredith	TE
80	Corey Miller	DL
75	Isaac Mobley	OL
3	Byron Moore	DB
20	Rajion Neal	TB
95	Danny O'Brien	DL
13	Naz Oliver	DB
26	Geraldo Orta	DB
35	David Page	TE
66	Marques Pair	OL



2012 » NUMERICAL ROSTER

No.	Name	Pos.	Ht.	Wt.	Cl.	Exp	Hometown (High School/Previous School)
63	Adam Eichelberger	OL	6-2	305	Fr.	HS	Lenoir City, Tenn. (Lenoir City)
64	James Stone	OL	6-3	300	Jr.	2L	Nashville, Tenn. (Maplewood)
65	Jacob Gilliam	OL	6-4	287	Jr.	Sq.	Knoxville, Tenn. (Farragut)
66	Marques Pair	OL	6-5	321	So.-RS	Sq.	Sumter, S.C. (Sumter)
67	Alan Posey	OL	6-5	321	Fr.-RS	RS	Athens, Ga. (Clarke Central)
68	Marcus Jackson	OL	6-2	310	So.	1L	Vero Beach, Fla. (Vero Beach)
69	Allan Carson	DL	6-1	323	So.	1L	Oxford, Ala. (Oxford)
70	Ja'Wuan James	OL	6-6	323	Jr.	2L	Suwanee, Ga. (North Gwinnett)
71	Dallas Thomas	OL	6-5	310	Sr.-RS	3L	Baton Rouge, La. (Scotlandville)
72	Zach Fulton	OL	6-5	324	Jr.	2L	Homewood, Ill. (Homewood-Flossmoor)
73	Darin Gooch	OL	6-2	288	Sr.	1L	Reno, Nev. (McQueen/Butte [Calif.] JC)
74	Antonio Richardson	OL	6-6	332	So.	1L	Nashville, Tenn. (Pearl-Cohn)
75	Isaac Mobley	OL	6-1	320	So.	Sq.	Knoxville, Tenn. (West)
77	Kyler Kerbyson	OL	6-4	320	Fr.-RS	RS	Knoxville, Tenn. (Knoxville Catholic)
78/89	Alex Bullard	OL/TE	6-2	300	Jr.-RS	1L	Franklin, Tenn. (Brentwood Academy/Notre Dame)
79	Brock Collier	OL	6-3	268	Jr.	Sq.	Joelton, Tenn. (Brentwood Academy)
80	Corey Miller	DL	6-3	257	Jr.	2L	Wellford, S.C. (Byrnes)
80	Dylan West	WR	6-1	186	Jr.	Sq.	Oneida, Tenn. (Oneida)
81	Mychal Rivera	TE	6-3	244	Sr.-RS	2L	Valencia, Calif. (Birmingham/College of the Canyons)
82	Justin Meredith	TE	6-5	223	Fr.	HS	Anderson, S.C. (T.L. Hanna)
83	Zach Rogers	WR	6-0	172	Sr.	3L	Nashville, Tenn. (David Lipscomb)
84	Cordarrelle Patterson	WR	6-3	205	Jr.	JC	Rock Hill, S.C. (Northwestern/Hutchinson [Kan.] CC)
85	Brendan Downs	TE	6-5	254	So.	1L	Bristol, Tenn. (Tennessee HS)
86	Willie Bohannon	LB	6-2	253	Sr.-RS	3L	Mobile, Ala. (Blount)
87	Jacob Carter	WR	6-0	180	So.-RS	Sq.	Nashville, Tenn. (Ensworth)
88	Joseph Ayres	TE	6-3	273	Jr.-RS	2L	Knoxville, Tenn. (Chattanooga McCallie)
89	Bryant Plumlee	TE	6-2	230	So.	Sq.	Springfield, Tenn. (Davidson Academy)
90	Steven Fowlkes	DL	6-5	255	Sr.-RS	Sq.	College Park, Ga. (Banneker)
93	Gregory Clark	DL	6-2	323	So.-RS	Sq.	Warner Robins, Ga. (Northside)
94	Darrington Sentimore	DL	6-2	288	Jr.-RS	JC	Norco, La. (Destrahan/Gulf Coast [Miss.] CC/Alabama)
95	Danny O'Brien	DL	6-2	304	Fr.	HS	Flint, Mich. (Powers Catholic)
96	Trevarris Saulsberry	DL	6-4	285	Fr.-RS	RS	Gainesville, Fla. (Gainesville)
97	Daniel Hood	DL	6-4	292	Jr.-RS	1L	Knoxville, Tenn. (Knoxville Catholic)
98	Daniel McCullers	DL	6-6	377	Jr.	JC	Raleigh, N.C. (SE Raleigh/Georgia Military College)
99	Trent Taylor	DL	6-2	288	Fr.	HS	Lakeland, Fla. (Lake Gibson)

ALPHABETICAL

No.	Name	Pos.
1	Michael Palardy	PK/P
84	Cordarrelle Patterson	WR
12	Nathan Peterman	QB
50	Omari Phillips	DL
67	Alan Posey	OL
89	Bryant Plumlee	TE
47	John Propst	LB
37	Brian Randolph	DB
74	Antonio Richardson	OL
81	Mychal Rivera	TE
83	Zach Rogers	WR
41	Dontavis Sapp	LB
96	Trevarris Saulsberry	DL
94	Darrington Sentimore	DL
55	Jacques Smith	LB
29	Tom Smith	TB
17	Joe Stocstill	QB
64	James Stone	OL
24	Deanthonie Summerhill	TB
43	Dakota Summers	TE
99	Trent Taylor	DL
10	Marsalis Teague	DB
71	Dallas Thomas	OL
31	Tino Thomas	DB
35	Jaron Toney	DB
23	Prentiss Waggner	DB
58	Marlon Walls	DL
25	Quenshaun Watson	TB
48	Ryeon Wedley	FB
80	Dylan West	WR
22	Rod Wilks	DB
54	Jordan Williams	DL
2	Michael Williams	DB
14	Justin Worley	QB
19	Devrin Young	TB

FOOTBALL TRAINING CENTER

Recently opened, Tennessee's state-of-the-art Football Training Center is one of the most modern and functional buildings of its kind.

The 145,000-square foot building includes an amphitheater-style team room, coaches' offices, position meeting rooms, a dining hall, players' lounge, a 7,000-square foot locker room, a 22,000-square foot, multi-level weight room as well as a new training room and hydrotherapy area.

The building also features several technological upgrades, including a state-of-the-art video delivery system for players and coaches. The locker room includes roomy, custom-built and ventilated lockers with electrical outlets for charging portable devices like cellphones, iPods and laptops.

Also included in the building is an updated football hall of fame area.

The Football Training Center will join with the Brenda Lawson Athletic Center and Neyland-Thompson Sports Center. It will provide athletes direct access to both the 120-yard indoor football field and Haslam Field, Tennessee's two outdoor football practice fields.

Construction began in Spring 2011, and the UT coaching staff moved in during the team's open date.



← **SCAN THIS**

Scan the QR code to the left with your smart phone to take a video tour through the future 145,000 square foot Football Training Center.



■ 2012 Statistics

Overall: 4-6

SEC: 0-6

Home: 3-3

Away: 0-3

Neutral: 1-0

2012 » SCHEDULE & RESULTS

Date	UT (rank)	Opponent (rank)	TV	Site	Time/Result	Attend.	Highlights
Aug. 31	RV/RV	vs. #RV/RV NC State [^]	ESPNU	Atlanta	W, 35-21	55,529	Vols roll up 524 yards of total offense, including 165 from WR Cordarrelle Patterson
Sept. 8	RV/RV	Georgia State	PPV	Knoxville	W, 51-13	87,821	Justin Hunter ties UT record with 3 rec.TDs; Tyler Bray throws for 310 yards (18-of-20)
Sept. 15	23/RV	#18/17 Florida*	ESPN	Knoxville	L, 20-37	102,455	Johnny Majors #45 jersey retired before game; A.J. Johnson makes offensive debut
Sept. 22	RV/RV	Akron	CSS	Knoxville	W, 47-26	81,719	Bray records second career 400+ yard passing game; Rajion Neal runs for 151 yards
Sept. 28	RV/RV	at #5/5 Georgia*	CBS	Athens	L, 44-51	92,746	The 95 combined points marked the 8th highest scoring game (non-OT) in SEC history
Oct. 13	RV/--	at #19/18 Mississippi St.*	ESPN2	Starkville	L, 31-41	57,831	A.J. Johnson has 21 tackles, the most by a Vol since Keith DeLong had 23 in 1988.
Oct. 20	--/--	#1/1 Alabama*	ESPN	Knoxville	L, 13-44	102,455	A.J. Johnson leads Tennessee with 14 tackles and rushes for teams only touchdown
Oct. 27	--/--	#17/16 at S. Carolina*	ESPN	Columbia	L, 35-38	80,250	Zach Rogers ties UT record with 3 rec. TDs; Herman Lathers has 15 tkl's, 2.0 TFL and INT
Nov. 3	--/--	Troy (HC)	FSN	Knoxville	W, 55-48	84,189	Tyler Bray breaks Peyton Manning single-game record with 530 passing yards, 5 TDs
Nov. 10	--/--	Missouri*	SEC	Knoxville	L, 51-48 (4OT)	89,272	Vols record fifth game with 500+ total offense this year; Bray 3rd 400+ passing game
Nov. 17	--/--	at Vanderbilt*	ESPN2	Nashville	7 p.m.		
Nov. 24	--/--	Kentucky*	---	Knoxville	TBD		

Rankings listed (AP/USA Today) HC-Homecoming *-SEC Game ^-Chick-fil-A Kickoff Game

■ Team Statistics

	UT	OPP
SCORING	379	370
Points Per Game	37.9	37.0
FIRST DOWNS	247	230
Rushing	79	86
Passing	154	131
Penalty	14	13
RUSHING YARDAGE	1611	1906
Yards gained rushing	1722	2176
Yards lost rushing	111	270
Rushing Attempts	348	400
Average Per Rush	4.6	4.8
Average Per Game	161.1	190.6
TDs Rushing	17	22
PASSING YARDAGE	3340	2897
Comp-Att-Int	246-402-11	228-371-11
Average Per Pass	8.3	7.8
Average Per Catch	13.6	12.7
Average Per Game	334.0	289.7
TDs Passing	30	22
TOTAL OFFENSE	4951	4803
Total Plays	750	771
Average Per Play	6.6	6.2
Average Per Game	495.1	480.3
KICK RETURNS: #-Yards	40-858	38-805
PUNT RETURNS: #-Yards	19-142	12-115
INT RETURNS: #-Yards	11-113	11-69
KICK RETURN AVERAGE	21.5	21.2
PUNT RETURN AVERAGE	7.5	9.6
INT RETURN AVERAGE	10.3	6.3
FUMBLES-LOST	13-8	17-5
PENALTIES-Yards	65-492	48-397
Average Per Game	49.2	39.7
PUNTS-Yards	44-1760	48-2074
Average Per Punt	40.0	43.2
Net punt average	36.0	39.8
KICKOFFS-Yards	68-4207	67-3864
Average Per Kick	61.9	57.7
Net kick average	41.2	36.3
TIME OF POSSESSION/Game	27:14	32:46
3RD-DOWN Conversions	56/140	58/154
3rd-Down Pct	40%	38%
4TH-DOWN Conversions	8/15	15/23
4th-Down Pct	53%	65%
SACKS BY-Yards	13-120	5-29
MISC YARDS	0	0
TOUCHDOWNS SCORED	49	46
FIELD GOALS-ATTEMPTS	13-17	17-21
ON-SIDE KICKS	0-0	1-1
RED-ZONE SCORES	(47-55) 85%	(36-37) 97%
RED-ZONE TOUCHDOWNS	(34-55) 62%	(23-37) 62%
PAT-ATTEMPTS	(44-48) 92%	(39-43) 91%
ATTENDANCE	547911	230827
Games/Avg Per Game	6/91318	3/76942
Neutral Site Games		1/55529

■ Rushing

Name	GP	Att	Gain	Loss	Net	Avg	TD	Long	Avg/G
Rajion Neal	8	134	627	33	594	4.4	5	29	74.2
Marlin Lane	10	94	485	10	475	5.1	2	42	47.5
Cordarrelle Patterson	10	23	285	15	270	11.7	3	67	27.0
Devrin Young	9	33	142	2	140	4.2	0	30	15.6
Quenshaun Watson	5	20	66	7	59	3.0	1	15	11.8
Alton Howard	8	11	50	0	50	4.5	0	16	6.2
A.J. Johnson	10	11	19	0	19	1.7	5	4	1.9
Justin King	6	2	18	0	18	9.0	0	18	3.0
Tyler Drummer	9	1	5	0	5	5.0	1	5	0.6
Tyler Bray	10	12	25	30	-5	-0.4	0	9	-0.5
TEAM5	7	0	14	-14	-2.0	0	0	-2.8	
Total	10	348	1722	111	1611	4.6	17	67	161.1
Opponents	10	400	2176	270	1906	4.8	22	80	190.6

■ Passing

Name	GP	Effic	Comp-Att-Int	Pct	Yds	TD	Lng	Avg/G
Tyler Bray	10	150.22	237-388-10	61.1	3216	29	72	321.6
Justin Worley	3	99.77	7-12-1	58.3	83	0	19	27.7
Cordarrelle Patterson	10	335.20	1-1-0	100.0	28	0	28	2.8
Alton Howard	8	539.20	1-1-0	100.0	13	1	13	1.6
Total	10	150.14	246-402-11	61.2	3340	30	72	334.0
Opponents	10	140.69	228-371-11	61.5	2897	22	75	289.7

■ Receiving

Name	GP	Rec	Yds	Avg	TD	Long	Avg/G
Justin Hunter	10	65	979	15.1	8	46	97.9
Cordarrelle Patterson	10	39	638	16.4	4	58	63.8
Mychal Rivera	10	30	485	16.2	4	62	48.5
Zach Rogers	10	29	449	15.5	5	72	44.9
Marlin Lane	10	23	195	8.5	0	35	19.5
Rajion Neal	8	18	151	8.4	4	23	18.9
Alton Howard	8	10	65	6.5	1	16	8.1
Ben Bartholomew	10	9	79	8.8	1	13	7.9
Vincent Dallas	10	8	131	16.4	1	61	13.1
Jacob Carter	9	6	103	17.2	1	24	11.4
Devrin Young	9	5	9	1.8	0	8	1.0
Brendan Downs	8	3	39	13.0	1	18	4.9
Quenshaun Watson	5	1	17	17.0	0	17	3.4
Total	10	246	3340	13.6	30	72	334.0
Opponents	10	228	2897	12.7	22	75	289.7

■ Interceptions

Name	Int	Yds	Avg	TD	Long
Byron Moore	4	88	22.0	1	35
Prentiss Waggner	2	8	4.0	0	8
Eric Gordon	2	12	6.0	0	12
Marsalis Teague	1	0	0.0	0	0
Herman Lathers	1	1	1.0	0	1
Geraldo Orta	1	4	4.0	0	4
Total	11	113	10.3	1	35
Opponents	11	69	6.3	1	44

■ Score by Quarters

	1st	2nd	3rd	4th	OT	Total
Tennessee	101	106	70	82	20	379
Opponents	89	109	76	73	23	370



► 2012 STATISTICS

■ Punt Returns

Name	Ret	Yds	Avg	TD	Long
Devrin Young	15	145	9.7	0	35
Justin Hunter	2	5	2.5	0	9
Cordarrelle Patterson	2	-8	-4.0	0	0
Total	19	142	7.5	0	35
Opponents	12	115	9.6	0	32

■ Kickoff Returns

Name	Ret	Yds	Avg	TD	Long
Cordarrelle Patterson	18	553	30.7	1	98
Devrin Young	8	142	17.8	0	35
Channing Fugate	4	59	14.8	0	17
John Propst	3	32	10.7	0	12
Mychal Rivera	2	7	3.5	0	4
Ben Bartholomew	2	18	9.0	0	18
Alton Howard	1	31	31.0	0	31
Daniel Hood	1	18	18.0	0	18
Christian Harris	1	-2	-2.0	0	0
Total	40	858	21.5	1	98
Opponents	38	805	21.2	1	87

■ Fumble Returns

Name	Ret	Yds	Avg	TD	Long
LaDarrell McNeil	1	33	33.0	0	33
Total	1	33	33.0	0	33
Opponents	0	0	0.0	0	0

■ Punting

Name	Punts	Yds	Avg	Lg	TB	FC	I20	Blkd
Michael Palardy	24	1033	43.0	66	1	7	9	0
Matt Darr	16	624	39.0	53	1	4	6	0
Tyler Bray	3	102	34.0	41	1	0	1	0
TEAM	1	1	1.0	1	0	0	0	1
Total	44	1760	40.0	66	3	11	16	1
Opponents	48	2074	43.2	66	1	16	12	1

■ Kickoffs

Name	KO	YDS	AVG	TB	OB	RET	NET	YD LN
Michael Palardy	66	4082	61.8	24	4			
Derrick Brodus	2	125	62.5	0	0			
Total	68	4207	61.9	24	4	805	41.2	23
Opponents	67	3864	57.7	23	4	858	36.3	28

■ Field Goals

Field Goal Sequence By Player

Name	FGM-FGA	Pct.	1-19	20-29	30-39	40-49	50+	Lg	Blk
Michael Palardy	7-10	70.0	0-0	3-3	4-6	0-1	0-0	38	0
Derrick Brodus	6-7	85.7	0-0	4-5	2-2	0-0	0-0	37	0

Field Goal Sequence By Game

	Tennessee	Opponents
vs. NC State	(20),(34)	39
Georgia State	39,(25)	(32),(30)
Florida	-	(20),(25),(49)
Akron	(37),(23),(22),(28)	(45),(32),(37),(37)
at Georgia	(34),28	(50)
at Mississippi State	(38)	(31),(24),38
Alabama	(32),(21)	44,(34),45
South Carolina	-	(36)
Troy	39,(21),(31)	(37),(42)
Missouri	43	(35)
at Vanderbilt	-	-
Kentucky	-	-

■ Scoring

Name	TD	FGs	PAT Kick	PAT Rush	PAT Rcv	PAT Pass	PAT DXP	Saf	Pts
Rajion Neal	9	0-0	0-0	0-0	0	0-0	0	0	54
Michael Palardy	0	7-10	32-34	0-0	0	0-0	0	0	53
Justin Hunter	8	0-0	0-0	0-0	0	0-0	0	0	48
Cordarrelle Patterson	8	0-0	0-0	0-0	0	0-0	0	0	48
A.J. Johnson	5	0-0	0-0	0-0	0	0-0	0	0	30
Zach Rogers	5	0-0	0-0	0-0	0	0-0	0	0	30
Derrick Brodus	0	6-7	12-14	0-0	0	0-0	0	0	30
Mychal Rivera	4	0-0	0-0	0-0	0	0-0	0	0	24
Marlin Lane	2	0-0	0-0	0-0	0	0-0	0	0	12
Brendan Downs	1	0-0	0-0	0-0	0	0-0	0	0	6
Quenshaun Watson	1	0-0	0-0	0-0	0	0-0	0	0	6
Alton Howard	1	0-0	0-0	0-0	0	0-0	0	0	6
Jacob Carter	1	0-0	0-0	0-0	0	0-0	0	0	6
Vincent Dallas	1	0-0	0-0	0-0	0	0-0	0	0	6
Tyler Drummer	1	0-0	0-0	0-0	0	0-0	0	0	6
Byron Moore	1	0-0	0-0	0-0	0	0-0	0	0	6
Ben Bartholomew	1	0-0	0-0	0-0	0	0-0	0	0	6
TEAM	0	0-0	0-0	0-0	0	0-0	0	1	2
Tyler Bray	0	0-0	0-0	0-0	0	0-1	0	0	0
Total	49	13-17	44-48	0-0	0	0-1	0	1	379
Opponents	46	17-21	39-43	0-0	2	2-3	0	0	370

■ All-Purpose

Name	GP	Rush	Rec	PR	KR	IR	Tot	Avg/G
Cordarrelle Patterson	10	270	638	-8	553	0	1453	145.3
Justin Hunter	10	0	979	5	0	0	984	98.4
Rajion Neal	8	594	151	0	0	0	745	93.1
Marlin Lane	10	475	195	0	0	0	670	67.0
Mychal Rivera	10	0	485	0	7	0	492	49.2
Zach Rogers	10	0	449	0	0	0	449	44.9
Devrin Young	9	140	9	145	142	0	436	48.4
Alton Howard	8	50	65	0	31	0	146	18.2
Vincent Dallas	10	0	131	0	0	0	131	13.1
Jacob Carter	9	0	103	0	0	0	103	11.4
Ben Bartholomew	10	0	79	0	18	0	97	9.7
Byron Moore	10	0	0	0	0	88	88	8.8
Quenshaun Watson	5	59	17	0	0	0	76	15.2
Channing Fugate	10	0	0	0	59	0	59	5.9
Brendan Downs	8	0	39	0	0	0	39	4.9
John Propst	7	0	0	0	32	0	32	4.6
A.J. Johnson	10	19	0	0	0	0	19	1.9
Justin King	6	18	0	0	0	0	18	3.0
Daniel Hood	10	0	0	0	18	0	18	1.8
Eric Gordon	10	0	0	0	0	12	12	1.2
Prentiss Waggner	10	0	0	0	0	8	8	0.8
Tyler Drummer	9	5	0	0	0	0	5	0.6
Geraldo Orta	7	0	0	0	0	4	4	0.6
Herman Lathers	9	0	0	0	0	1	1	0.1
Christian Harris	8	0	0	0	-2	0	-2	-0.2
Tyler Bray	10	-5	0	0	0	0	-5	-0.5
TEAM	5	-14	0	0	0	0	-14	-2.8
Total	10	1611	3340	142	858	113	6064	606.4
Opponents	10	1906	2897	115	805	69	5792	579.2

■ Total Offense

Name	GP	Plays	Rush	Pass	Tot	Avg/G
Tyler Bray	10	400	-5	3216	3211	321.1
Rajion Neal	8	134	594	0	594	74.2
Marlin Lane	10	94	475	0	475	47.5
Cordarrelle Patterson	10	24	270	28	298	29.8
Devrin Young	9	33	140	0	140	15.6
Justin Worley	3	12	0	83	83	27.7
Alton Howard	8	12	50	13	63	7.9
Quenshaun Watson	5	20	59	0	59	11.8
A.J. Johnson	10	11	19	0	19	1.9
Justin King	6	2	18	0	18	3.0
Tyler Drummer	9	1	5	0	5	0.6
TEAM	5	7	-14	0	-14	-2.8
Total	10	750	1611	3340	4951	495.1
Opponents	10	771	1906	2897	4803	480.3



► DEFENSIVE STATISTICAL LEADERS

No.	Player	GP-GS	ST	AT	TT	TFL	Sacks	Int	PBU	QBH	FR-Yds	FF	Blk	Saf
45	A.J. Johnson	10-10	49	63	112	4.5-12	.	.	1	6	1-0	.	.	.
3	Byron Moore	10-10	45	36	81	2.0-4	.	4-88	3
34	Herman Lathers	9-6	36	18	54	4.5-23	2.0-20	1-1	1	1	.	1	.	.
27	Justin Coleman	10-7	26	21	47	3.5-25	.	.	3
24	Eric Gordon	10-7	33	8	41	3.5-10	.	2-12	4
33	LaDarrell McNeil	9-5	21	19	40	.	.	.	1	.	1-33	.	.	.
23	Prentiss Waggnier	10-9	25	12	37	2.0-9	.	2-8	4	.	.	1	.	.
98	Daniel McCullers	10-6	19	17	36	4.5-6	.	.	1	2	.	1	1	.
44	Maurice Couch	10-9	19	15	34	4.0-10	1.0-5	.	.	1	.	1	.	.
56	Curt Maggitt	9-9	16	14	30	5.0-37	2.0-31	.	1	5	.	2	.	.
35	Jaron Toney	9-2	19	7	26	1.0-2	.	.	2
17	Brent Brewer	10-2	16	8	24	1.0-1
37	Brian Randolph	3-3	17	5	22	1.0-2	.	.	2
55	Jacques Smith	10-4	10	10	20	4.5-23	1.0-10	.	.	7
86	Willie Bohannon	10-1	4	13	17	2.5-12	1.0-9	.	1	3	1-0	1	.	.
46	Channing Fugate	10-0	10	7	17	0.5-0
80	Corey Miller	10-2	6	9	15	3.0-10	1.0-6	.	1	2
94	Darrington Sentimore	10-7	7	8	15	5.0-36	4.0-33	.	1	4	1-0	.	.	.
41	Dontavis Sapp	10-2	7	7	14	2.5-10	.	.	.	1	1-0	.	1	.
22	Rod Wilks	10-0	8	5	13
58	Marlon Walls	10-1	4	8	12	1
54	Jordan Williams	8-3	7	4	11	1.0-6	1.0-6
10	Marsalis Teague	5-3	6	3	9	.	.	1-0
9	Daniel Gray	8-1	5	1	6
97	Daniel Hood	10-0	2	4	6	1.0-1
90	Steven Fowlkes	9-1	2	3	5	3
96	Trevarris Saulsberry	4-0	4	1	5	1.0-1	.	.	.	1
40	Raiques Crump	9-0	.	3	3
47	John Propst	7-0	1	2	3	0.5-1	.	.	2
53	J.R. Carr	10-0	2	.	2
1	Michael Palardy	10-0	2	.	2
84	C. Patterson	10-10	2	.	2
25	Quenshaun Watson	5-0	1	.	1
99	Trent Taylor	1-0	.	1	1
83	Zach Rogers	10-5	1	.	1
11	Justin Hunter	10-10	1	.	1
26	Geraldo Orta	7-0	1-4	1
TM	TEAM	5-0	1
	Total	10-0	433	332	765	58-241	13-120	11-113	29	37	5-33	7	2	1
	Opponents	10-0	414	326	740	40.0-121	5-29	11-69	36	23	8-0	8	1	.

■ Special Teams Tackle Leaders

Player	Total	KO	Punt
Channing Fugate	12	9	3
Byron Moore	6	6	0
Rod Wilks	6	6	0
Eric Gordon	5	2	3
A.J. Johnson	5	3	2
Brent Brewer	4	3	1
LaDarrell McNeil	4	4	0
Jaron Toney	4	4	0
Raiques Crump	3	3	0
Brian Randolph	3	2	1
Michael Palardy	2	2	0
J.R. Carr	2	0	2
Corey Miller	1	1	0
Dontavis Sapp	1	1	0
Marsalis Teague	1	1	0
TOTALS	59	47	12

■ Vols on Opening Offensive Drives

Game	1st Half	2nd Half
vs. NC State	Punt	Touchdown
Georgia State	Touchdown	Touchdown
Florida	Punt	Touchdown
Akron	Interception	Downs
at Georgia	Punt	Punt
at Mississippi State	Touchdown	Field Goal
Alabama	Punt	Punt
at South Carolina	Punt	Touchdown
Troy	Touchdown	Field Goal
Missouri	-	-
at Vanderbilt	-	-
Kentucky	-	-

■ Vols on Opening Defensive Series

Game	1st Half	2nd Half
vs. NC State	Punt	Punt
Georgia State	Field Goal	Punt
Florida	Punt	Field Goal
Akron	Interception	Interception
at Georgia	Touchdown	Touchdown
at Mississippi State	Field Goal	Punt
Alabama	Punt	Missed FG
at South Carolina	Touchdown	Punt
Troy	Field Goal	Touchdown
Missouri	Punt	Touchdown
at Vanderbilt	Fumble	Punt
Kentucky	-	-

■ Tennessee Giveaway/Takeaway

Game	Giveaway			Takeaway			Dif.
	Fum	Int	Tot	Fum	Int	Tot	
vs. NC State	1	0	1	0	4	4	+3
Georgia State	1	1	2	1	1	2	-
Florida	0	2	2	0	0	0	-2
Akron	1	1	2	0	3	3	+1
at Georgia	1	3	4	2	1	3	-1
at Mississippi State	1	1	2	0	0	0	-2
Alabama	0	2	2	1	0	1	-1
at South Carolina	1	1	2	0	1	1	-1
Troy	0	1	1	0	0	0	-1
Missouri	1	0	1	1	1	2	+1
at Vanderbilt	-	-	-	-	-	-	-
Kentucky	-	-	-	-	-	-	-
TOTAL	7	12	19	5	11	16	-3

■ Fumbles

Name	No.-Lost
Devrin Young	4-1
Tyler Bray	3-3
Marlin Lane	2-2
Rajion Neal	1-1
Alton Howard	1-1
Corddarrelle Patterson	1-0
Justin Hunter	1-0
TOTAL	13-8

■ Vols on Coin Flips

Game	Flip	Score
vs. NC State	Lost (R)	W, 35-21
Georgia State	Lost (R)	W, 51-13
Florida	Won (R)	L, 20-37
Akron	Lost (R)	W, 47-26
at Georgia	Won (K)	L, 44-51
at Mississippi State	Won (K)	L, 31-41
Alabama	Won (R)	L, 13-44
at South Carolina	Lost (R)	L, 35-38
Troy	Won (K)	W, 55-48
Missouri	Won (R)	L, 48-51 (4 OT)
at Vanderbilt	---	---
Kentucky	---	---

2012 » VIDEO REVIEWS

REVIEWS IN UT'S FAVOR: 8

NOT IN UT'S FAVOR: 6

- The Vols were denied a TD on the first video review of the year as the officials upheld their original ruling that Tyler Bray did not cross the plane on a goal line plunge in the second quarter of the season opener against NC State on Aug. 31. (UPHELD)
- The second video review went in UT's favor as the ruling on the field that Rajion Neal crossed the goal line on an 8-yard TD run was upheld in the third quarter against NC State. (UPHELD)
- The first of four video reviews against Florida saw a play initially ruled a fumble by Rajion Neal overturned because he was down by contact. (REVERSED)
- Tennessee head coach Derek Dooley called for video review after a flag for pass interference was picked up. Although the ball was not tipped at the line of scrimmage, the play remained as called because the ball was tipped before it got to the receiver. (UPHELD)
- After a complete pass from Tyler Bray to Corddarrelle Patterson on fourth down in the second quarter, Patterson was initially ruled to have fumbled with Florida gaining possession. Video evidence was conclusive that he was down by contact though and the play was overturned. (REVERSED)
- In the fourth quarter, a long run by Florida QB Jeff Driskel was initially ruled a fumble before video evidence confirmed that he stepped out of bounds at the UT 28. (REVERSED)
- In the first quarter against Akron, UT TB Rajion Neal was originally ruled to be down by contact before fumbling, but the call was reversed with Akron ruled to recover the fumble. (REVERSED)
- After originally ruled to have fumbled against the Zips, Mychal Rivera was ruled down by contact after video review. (REVERSED)
- A play originally ruled an 8-yard TD pass by UGA's Aaron Murray was reversed to place the runner down at the 1. (REVERSED)
- A sack and forced fumble by Herman Lathers against Georgia was reviewed and upheld. (UPHELD)
- Replay confirmed that Zach Rogers was able to get a foot in bounds for a TD reception at South Carolina. (UPHELD)
- Against Troy, officials reversed a call that Pig Howard was down by contact and ruled a fumble after an 11-yard rush. (REVERSED)
- Officials reviewed the spot on a Tennessee fourth-down stop in the fourth quarter, but reversed the call in Missouri's favor. The drive later resulted in the game-tying touchdown. (REVERSED)
- A 15-yard pass to Missouri's Bud Sasser in the fourth quarter was ruled a catch. After review, the receiver was ruled out of bounds and the pass incomplete. (REVERSED)



► BIG PLAYS (More than 20 Yards)

■ 20-Yard Plus Plays

By Tennessee (75)

Yards	Type	Player(s)	Opponent
*98	KR	Cordarrelle Patterson	MS State
*72	Pass	Rogers from Bray	NC State
*67	Rush	Cordarrelle Patterson	NC State
62	Pass	Rivera from Bray	Georgia
*61	Pass	Dallas from Bray	S. Carolina
61	KR	Cordarrelle Patterson	Ga. State
58	Pass	Patterson from Bray	Troy
48	Pass	Rogers from Bray	Akron
*46	Pass	Hunter from Bray	Troy
*46	Rush	Cordarrelle Patterson	Georgia
45	KR	Cordarrelle Patterson	Alabama
45	Pass	Patterson from Bray	Ga. State
44	Pass	Hunter from Bray	Alabama
44	Pass	Rivera from Bray	Alabama
43	Pass	Hunter from Bray	Missouri
42	Pass	Hunter from Bray	Florida
42	Rush	Marlin Lane	NC State
41	Pass	Patterson from Bray	Troy
*41	Pass	Patterson from Bray	NC State
*40	Pass	Hunter from Bray	Troy
37	Pass	Patterson from Bray	Troy
37	Rush	Marlin Lane	Troy
*37	Pass	Rogers from Bray	S. Carolina
36	KR	Patterson	Alabama
*35	INT	Byron Moore	Georgia
35	KR	Devrin Young	NC State
35	PR	Devrin Young	Ga. State
35	Pass	Lane from Bray	Akron
34	KR	Patterson	Missouri
34	Rush	Cordarrelle Patterson	MS State
33	FR	LaDarrell McNeil	Missouri
31	KR	Pig Howard	Troy
30	Pass	Hunter from Bray	Missouri
30	Rush	Devrin Young	Ga. State
29	Rush	Rajion Neal	Akron
28	KR	Cordarrelle Patterson	Missouri
28	Pass	Rivera from Patterson	Missouri
27	Pass	Rivera from Bray	S. Carolina
27	Pass	Rogers from Bray	Florida
26	Pass	Rivera from Bray	Missouri
26	Pass	Lane from Bray	Alabama
26	Pass	Hunter from Bray	MS State
26	KR	Cordarrelle Patterson	Akron
25	Pass	Patterson from Bray	Alabama
25	Rush	Rajion Neal	Akron
25	Pass	Hunter from Bray	Akron
*25	Pass	Hunter from Bray	Ga. State
24	KR	Cordarrelle Patterson	Troy
24	Pass	Hunter from Bray	Troy
*24	Pass	Carter from Bray	Akron
24	Pass	Rivera from Bray	Akron
23	Pass	Patterson from Bray	Troy
*23	Pass	Neal from Bray	Troy
23	Pass	Rogers from Bray	S. Carolina
23	KR	Cordarrelle Patterson	Ga. State
23	Pass	Rivera from Bray	Ga. State
22	Pass	Patterson from Bray	Missouri
*22	Pass	Rogers from Bray	S. Carolina
22	KR	Devrin Young	Georgia
22	Pass	Rogers from Bray	Georgia
22	KR	Cordarrelle Patterson	Ga. State
22	Pass	Rivera from Bray	Ga. State
*21	Pass	Rivera from Bray	Missouri
*21	Pass	Hunter from Bray	Troy
21	KR	Cordarrelle Patterson	Georgia
21	KR	Cordarrelle Patterson	Georgia
21	Pass	Hunter from Bray	Ga. State
20	Pass	Hunter from Bray	S. Carolina
20	Pass	Patterson from Bray	Georgia
20	Rush	Rajion Neal	Georgia
20	INT	Byron Moore	Akron
20	Pass	Hunter from Bray	Akron
20	Rush	Rajion Neal	Florida
20	Pass	Rivera from Bray	Florida
20	Pass	Carter from Bray	NC State

* touchdown scored on play

■ 20-Yard Plus Plays

By Opponent (90)

Yards	Type	Player(s)	Opponent
*87	KR	Hunt	Missouri
*80	Rush	Burton	Florida
*77	Rush	Lawrence	Missouri
*75	Rush	Marshall	Georgia
*75	Pass	Hammond from Driskel	Florida
*72	Rush	Marshall	Georgia
*70	Rush	Hines	Akron
*67	Pass	Thomas from Robinson	Troy
54	Pass	Cooper from McCarron	Alabama
*51	Pass	Reeves from Anthonoy	Troy
*51	Rush	Gurley	Georgia
49	Pass	Payton from Glennon	NC State
45	Pass	Cunningham from Shaw	S. Carolina
45	Rush	Gillislee	Florida
*44	INT	Commack	Akron
*43	Rush	Yeldon	Alabama
43	KR	Palmer	NC State
*42	Pass	Cooper from McCarron	Alabama
40	Pass	Sasser from Franklin	Missouri
40	Pass	Thomas from Robinson	Troy
39	Rush	Southward	Troy
*39	Pass	Bell from McCarron	Alabama
39	KR	Ellington	S. Carolina
38	Pass	Lynch from Murray	Georgia
38	Pass	Payton from Glennon	NC State
37	Pass	Worthy from Robinson	Troy
35	Pass	Norwood from McCarron	Alabama
34	Pass	Reeves from Robinson	Troy
34	Pass	Reeves from Robinson	Troy
*33	Pass	Ellington from Shaw	S. Carolina
33	Rush	Gillislee	Florida
32	Pass	Williams from Robinson	Troy
32	PR	Jones	Alabama
*32	Pass	Bennett from Murray	Georgia
32	Pass	Burton from Driskel	Florida
31	Pass	King from Murray	Georgia
31	Pass	Payton from Glennon	NC State
30	KR	Williams	Akron
29	Pass	Bell from McCarron	Alabama
29	Pass	Green from Russell	MS State
*28	Rush	Anthony	Troy
*28	Rush	Lattimore	S. Carolina
28	Pass	Watson from Glennon	NC State
28	Rush	Driskel	Florida
27	KR	Jones	Alabama
26	KR	Worthy	Troy
*26	Pass	Anderson from Shaw	S. Carolina
26	KR	Debose	Florida
26	KR	Tobais Palmer	Ga. State
26	Pass	Russell from McLane	Ga. State
26	Rush	Russell	Ga. State
*25	Pass	G-Beckham from Franklin	Missouri
25	Pass	Anderson from Shaw	S. Carolina
25	Pass	Bumphis from Russell	MS State
25	Pass	Johnson from Russell	MS State
25	INT	Mccray	Florida
25	Pass	Giles from McLane	Ga. State
*24	Pass	Hunt from Franklin	Missouri
*24	Pass	Sanders from Shaw	S. Carolina
24	Pass	Clark from Russell	MS State
24	Pass	Wilson from McLane	Ga. State
24	KR	Debose	Florida
23	Rush	Franklin	Missouri
23	KR	Murphy	Missouri
23	Rush	Southward	Troy
23	Pass	Sanders from Shaw	S. Carolina
*23	Pass	Cooper from McCarron	Alabama
23	PR	Jones	Alabama
23	Pass	Bumphis from Russell	MS State
23	KR	LaDarius Perkins	MS State
23	KR	LaDarius Perkins	MS State
*23	Pass	Reed from Driskel	Florida
22	KR	Murphy	Missouri
22	KR	Worthy	Troy
21	Pass	Sasser from Franklin	Missouri
21	Pass	Cunningham from Shaw	S. Carolina
21	KR	LaDarius Perkins	MS State
21	Pass	Rome from Murray	Georgia
21	Pass	Lynch from Murray	Georgia
21	Pass	Williams from Williams	Akron
21	KR	Davis	Akron
21	KR	Wilson	Ga. State
20	KR	Worthy	Troy
20	PR	Sanders	S. Carolina
20	Pass	Smith from Russell	MS State
20	Rush	LaDarius Perkins	MS State
20	Pass	D'Orazio from Williams	Akron
20	Pass	Reed from Driskel	Florida
20	KR	Debose	Florida
20	Pass	Dunbar from Driskel	Florida

* touchdown scored on play

■ Long Plays By the Numbers

Long Plays By Yards	No.	TD
100+	0	0
90-99	1	1
80-89	0	0
70-79	1	1
60-69	4	2
50-59	1	0
40-49	13	4
30-39	14	2
20-29	41	6

Long Plays By Type	No.	TD
Rushing	10	2
Passing	46	12
Punt returns	1	0
Kick returns	15	1
Interceptions	2	1
Fumble returns	1	0
Other	0	0
TOTAL	75	16

■ 20-Yards-Plus By Player

Player	No.	TD	R	P	KR	PR	IR	FR
Cordarrelle Patterson	24	4	3	9	12	0	0	0
Justin Hunter	14	4	0	14	0	0	0	0
Mychal Rivera	10	1	0	10	0	0	0	0
Zach Rogers	7	3	0	7	0	0	0	0
Rajion Neal	5	1	4	1	0	0	0	0
Marlin Lane	4	0	2	2	0	0	0	0
Devrin Young	4	0	1	0	2	1	0	0
Byron Moore	2	1	0	0	0	0	2	0
Jacob Carter	2	1	0	2	0	0	0	0
Vincent Dallas	1	1	0	1	0	0	0	0
LaDarrell McNeil	1	0	0	0	0	0	0	1
Alton Howard	1	0	0	0	1	0	0	0
TOTAL	75	16	10	46	15	1	2	1

■ 20-Yards-Plus By Game

Player	No.	TD	R	P	KR	PR	IR	FR
vs. North Carolina State	6	3	2	3	1	0	0	0
Georgia State	12	1	1	5	5	1	0	0
Florida	4	0	1	3	0	0	0	0
Akron	10	1	2	6	1	0	1	0
at Georgia	7	2	2	3	1	0	1	0
at Mississippi State	3	1	1	1	1	0	0	0
Alabama	6	0	0	4	2	0	0	0
at South Carolina	6	3	0	6	0	0	0	0
Troy	12	4	1	9	2	0	0	0
Missouri	9	1	0	6	2	0	0	1
at Vanderbilt								
Kentucky								
TOTAL	75	16	10	46	15	1	2	1

■ 20-Yards-Plus Opponent By Game

Player	No.	TD	R	P	KR	PR	IR	FR
vs. North Carolina State	5	0	0	4	1	0	0	0
Georgia State	6	0	1	3	2	0	0	0
Florida	13	3	4	5	3	0	1	0
Akron	6	2	1	2	2	0	1	0
at Georgia	8	4	3	5	0	0	0	0
at Mississippi State	10	0	1	6	3	0	0	0
Alabama	10	4	1	6	1	2	0	0
at South Carolina	10	4	1	7	1	1	0	0
Troy	13	3	3	7	3	0	0	0
Missouri	9	4	2	4	3	0	0	0
at Vanderbilt								
Kentucky								
TOTAL	90	24	17	49	19	3	2	0

■ Longest Plays of the Year

Rushing	67	Cordarrelle Patterson vs NC State (8/31)
Rushing Touchdown	67	Cordarrelle Patterson vs NC State (8/31)
Passing	72	Zach Rogers from Tyler Bray vs NC State (8/31)
Passing Touchdown	72	Zach Rogers from Tyler Bray vs NC State (8/31)
Punt Return	35	Devrin Young vs Georgia State (9/8)
Kick Return	98	Cordarrelle Patterson at Mississippi St (TD) (10/13)
Interception Return	35	Byron Moore at Georgia (9/29)
Fumble Return	33	LaDarrell McNeil vs. Missouri (11/10)
Punt	66	Michael Palardy at South Carolina (10/27)
Field Goal	38	Michael Palardy at Mississippi State (10/13)



► TEAM TOTALS

	1st Score	Downs	Rushing (No-Yds-TD)	Passing (C-A-I-Yds-TD)	Total Offense (Ply-Yds)	Punts No-Avg	Fumbles No-Lost	Penalties No-Yds	KO Ret. No-Yds	Punt Ret. No-Yds	Int. Ret. No-Yds	3rd-Dn Convs.	Time of Poss.
TENNESSEE	35	23	38-191-2	27-41-0-333-2	79-524	5-39.2	1-1	6-35	2-45	1-5	4-38	9-of-19	31:47
vs. NC State	21	22	32-119-2	27-48-4-288-1	80-407	4-40.2	3-0	4-40	4-94	2-(-3)	0-0	6-of-16	28:13
TENNESSEE	51	27	43-184-3	22-28-1-374-4	71-558	2-33.0	2-1	6-62	4-124	4-46	1-4	5-of-13	25:42
Georgia State	13	22	41-92-1	18-41-1-186-0	82-263	8-44.8	7-1	4-35	5-88	0-0	1-0	4-of-19	34:18
TENNESSEE	20	19	28-83-1	22-42-1-257-2	72-340	8-44.0	0-0	9-59	1-19	1-8	0-0	6-of-16	26:47
Florida	37	20	43-331-2	14-20-0-219-2	63-555	5-48.6	2-0	8-78	4-84	1-13	2-25	3-of-13	33:13
TENNESSEE	47	33	46-232-1	27-43-1-401-4	89-633	2-40.5	2-1	5-30	4-54	3-45	3-35	5-of-14	31:24
Akron	26	18	26-115-1	27-49-3-229-0	75-344	5-45.4	0-0	6-40	4-77	1-4	1-44	5-of-15	28:36
TENNESSEE	44	26	40-197-3	24-45-3-281-2	85-478	4-31.2	1-1	6-35	5-97	1-5	1-35	8-of-15	33:01
at Georgia	51	20	38-274-5	20-26-1-286-2	64-560	5-36.4	2-2	6-40	3-38	1-0	3-0	6-of-11	26:59
TENNESSEE	31	18	34-213-1	13-24-1-148-2	58-361	5-33.8	2-1	6-64	5-132	1-(-1)	0-0	6-of-12	23:29
at Mississippi St.	41	26	41-142-2	25-39-0-308-3	80-450	5-41.8	0-0	1-10	4-80	1-10	1-0	4-of-14	36:31
TENNESSEE	13	11	27-79-1	16-31-2-203-0	58-282	5-48.2	1-0	2-15	4-111	1-13	0-0	2-of-13	23:13
Alabama	44	23	45-233-2	17-22-0-306-4	67-539	2-44.0	2-1	4-23	2-36	4-59	2-0	6-of-12	36:47
TENNESSEE	35	23	27-91-0	28-44-1-381-5	71-472	5-40.0	1-1	5-34	4-63	2-(-5)	1-1	6-of-14	24:38
at S. Carolina	38	25	46-147-2	23-33-1-363-3	79-510	5-43.2	0-0	4-30	3-66	1-20	1-0	6-of-15	35:22
TENNESSEE	55	35	29-188-2	29-47-0-530-5	76-718	3-37.0	1-1	10-98	6-111	2-5	0-0	4-of-11	22:28
Troy	48	34	39-225-3	38-60-0-496-3	99-721	4-33.0	0-0	8-76	6-110	0-0	0-0	10-of-19	37:32
TENNESSEE	48	32	36-153-3	38-55-0-432-4	91-585	5-44.4	2-1	11-80	5-102	3-21	1-0	5-of-13	29:48
Missouri	51	20	49-228-2	19-33-1-454-4	82-454	2-49.6	1-1	2-10	3-132	1-12	0-0	8-of-20	30:12
TENNESSEE	--	--	---	---	---	---	---	---	---	---	---	---	---
at Vanderbilt	--	--	---	---	---	---	---	---	---	---	---	---	---
TENNESSEE	--	--	---	---	---	---	---	---	---	---	---	---	---
Kentucky	--	--	---	---	---	---	---	---	---	---	---	---	---

■ Starting Lineups

Offense	TE	LT	LG	C	RG	RT	WR	WR	QB	TB	FB/TE/WR	PK
vs. NC State	M. Rivera	A. Richardson	D. Thomas	J. Stone	Z. Fulton	J. James	J. Hunter	C. Patterson	T. Bray	R. Neal	Z. Rogers (WR)	M. Palardy
GEORGIA STATE	M. Rivera	A. Richardson	D. Thomas	J. Stone	Z. Fulton	J. James	J. Hunter	C. Patterson	T. Bray	R. Neal	Z. Rogers (WR)	M. Palardy
FLORIDA	M. Rivera	A. Richardson	D. Thomas	J. Stone	Z. Fulton	J. James	J. Hunter	C. Patterson	T. Bray	R. Neal	Z. Rogers (WR)	D. Brodus
AKRON	M. Rivera	A. Richardson	D. Thomas	J. Stone	Z. Fulton	J. James	J. Hunter	C. Patterson	T. Bray	R. Neal	B. Bartholomew (FB)	D. Brodus
at Georgia	M. Rivera	A. Richardson	D. Thomas	J. Stone	Z. Fulton	J. James	J. Hunter	C. Patterson	T. Bray	R. Neal	B. Bartholomew (FB)	D. Brodus
at Mississippi St.	M. Rivera	A. Richardson	D. Thomas	J. Stone	Z. Fulton	J. James	J. Hunter	C. Patterson	T. Bray	R. Neal	Z. Rogers (WR)	M. Palardy
ALABAMA	A. Bullard	A. Richardson	D. Thomas	J. Stone	Z. Fulton	J. James	J. Hunter	C. Patterson	T. Bray	M. Lane	B. Bartholomew (FB)	M. Palardy
at South Carolina	M. Rivera	A. Richardson	D. Thomas	J. Stone	A. Bullard	J. James	J. Hunter	C. Patterson	T. Bray	M. Lane	Z. Rogers (WR)	M. Palardy
TROY	B. Downs	A. Richardson	D. Thomas	J. Stone	Z. Fulton	J. James	J. Hunter	C. Patterson	T. Bray	M. Lane	B. Bartholomew (FB)	M. Palardy
MISSOURI	M. Rivera	A. Richardson	D. Thomas	J. Stone	Z. Fulton	J. James	J. Hunter	C. Patterson	T. Bray	M. Lane	B. Bartholomew (FB)	M. Palardy
at Vanderbilt	---	---	---	---	---	---	---	---	---	---	---	---
KENTUCKY	---	---	---	---	---	---	---	---	---	---	---	---

Defense	DE	NG/DB	DE/NG	JACK/DE/DB	SLB	MLB	WLB/DB	RCB	LCB	FS	SS	P
vs. NC State	D. Sentimore	D. McCullers	M. Couch	J. Smith	C. Maggitt	A. Johnson	H. Lathers	M. Teague	P. Waggnar	B. Randolph	B. Moore	M. Darr
GEORGIA STATE	D. Sentimore	E. Gordon (DB)	M. Couch	J. Smith	W. Bohannon	A. Johnson	D. Sapp	M. Teague	P. Waggnar	B. Randolph	B. Moore	M. Darr
FLORIDA	D. Sentimore	D. McCullers	M. Couch	J. Smith	C. Maggitt	A. Johnson	H. Lathers	M. Teague	P. Waggnar	B. Randolph	B. Moore	M. Darr
AKRON	C. Miller	E. Gordon (DB)	M. Couch	S. Fowlkes	C. Maggitt	A. Johnson	D. Sapp	P. Waggnar	J. Coleman	B. Moore	B. Brewer	M. Darr
at Georgia	C. Miller	E. Gordon (DB)	M. Couch	M. Walls	C. Maggitt	A. Johnson	H. Lathers	P. Waggnar	J. Coleman	B. Moore	B. Brewer	M. Darr
at Mississippi St.	D. McCullers	E. Gordon (DB)	M. Couch	J. Smith	C. Maggitt	A. Johnson	H. Lathers	P. Waggnar	J. Coleman	B. Moore	L. McNeil	M. Darr
ALABAMA	D. Sentimore	D. McCullers	M. Couch	E. Gordon (DB)	C. Maggitt	A. Johnson	H. Lathers	P. Waggnar	J. Coleman	B. Moore	L. McNeil	M. Palardy
at South Carolina	D. Sentimore	D. McCullers	M. Couch	J. Williams	C. Maggitt	A. Johnson	H. Lathers	P. Waggnar	J. Coleman	B. Moore	L. McNeil	M. Palardy
TROY	D. Sentimore	E. Gordon (DB)	D. McCullers	J. Williams	C. Maggitt	A. Johnson	J. Toney (DB)	D. Gray	J. Coleman	B. Moore	L. McNeil	M. Palardy
MISSOURI	D. Sentimore	E. Gordon (DB)	M. Couch	J. Williams	C. Maggitt	A. Johnson	J. Toney (DB)	P. Waggnar	J. Coleman	B. Moore	L. McNeil	M. Palardy
at Vanderbilt	---	---	---	---	---	---	---	---	---	---	---	---
KENTUCKY	---	---	---	---	---	---	---	---	---	---	---	---

■ Starting Experience

Offense	'09	'10	'11	'12	Tot	Strk	Defense	'09	'10	'11	'12	Tot	Strk	Special Teams	'09	'10	'11	'12	Tot	Strk
Ben Bartholomew, FB	.	.	7	5	12	2	Joseph Ayres, DT	.	1	.	.	1	.	Matt Darr, P	.	.	9	6	15	.
Alex Bullard, OG/C	.	.	12	2*	14	.	Willie Bohannon, DE	1	.	3	1	5	.	Derrick Brodus, PK	.	.	1	3	4	.
Tyler Bray, QB	.	5	7	10	22	12	Brent Brewer, DB	.	6	8	2	16	.	Michael Palardy, PK	.	6	11	7	23	5
Brendan Downs, TE	.	.	1	1	2	.	Justin Coleman, DB	.	.	4	7	11	7	Michael Palardy, P	.	.	3	4	7	4
Zach Fulton, OG	.	5	12	9	27	2	Maurice Couch, DL	.	.	4	9	13	1	J.R. Carr, DS	.	.	.	10	10	10
Darin Gooch, C	.	6	.	.	6	.	Steven Fowlkes, DL	.	.	.	1	1	.	Totals	-	6	24	30	59	-
Justin Hunter, WR	.	2	3	10	15	10	Channing Fugate, LB	.	*5	*1	.	6	.							
Marcus Jackson, OG	.	.	5	.	5	.	Eric Gordon, DB	.	6	1	7	14	2							
Ja'Wuan James, OT	.	13	12	10	35	35	Daniel Gray, DB	.	.	.	1	1	.							
Marlin Lane, TB	.	.	.	4	4	4	Daniel Hood, DT	.	.	8	.	8	.							
Rajion Neal, WR/TB	.	.	*3	6	9	.	A.J. Johnson, LB	.	.	10	10	20	18							
Cordarrelle Patterson, WR	.	.	.	10	10	10	Greg King, LB	2	.	.	.	2	.							
Antonio Richardson, OT	.	.	.	10	10	10	Herman Lathers, LB	5	12	.	6	23	.							
Mychal Rivera, TE	.	.	11	8	19	1	Curt Maggitt, LB	.	.	8	9	17	8							
Zach Rogers, WR	.	4	6	5	15	.	Daniel McCullers, DL	.	.	.	6	6	.							
James Stone, C/OG	.	8	7	10	25	10	LaDarrell McNeil, DB	.	.	.	5	5	5							
Dallas Thomas, OT/OG	.	14	12	10	35	35	Corey Miller, DL	.	2	.	2	4	.							
Justin Worley, QB	.	.	3	.	3	.	Byron Moore, DB	.	.	2	10	12	10							
Devrin Young, WR	.	.	1	.	1	.	Brian Randolph, S	.	.	8	3	11	.							
Totals	1	77	131	110	321	-	Dontavis Sapp, LB	.	.	.	2	2	.							
							Darrington Sentimore, DL	.	.	.	7	7	4							
							Jacques Smith, DE/LB	.	.	8	4	12	.							
							Marsalis Teague, DB	*5	8	8	3	24	.							
							Jaron Toney, DB	.	.	.	2	2	2							
							Prentiss Waggnar, DB	2	13	12	9	36	1							
							Marlon Walls, DE	.	.	4	1	5	.							
							Jordan Williams, LB	.	.	.	3	3	3							
							Totals	38	72	133	110	267	-							

*Neal's three starts in 2011 were at wide receiver.
*Bullard's first start in 2012 was at tight end.

*Teague's five starts in 2009 were at wide receiver.
*Fugate's six starts in 2010-11 were at fullback.



► TENNESSEE MISCELLANEOUS STATISTICS

■ 3rd-Down Conversions

Date	Opponent	Score	Overall	1st Qtr	2nd Qtr	3rd Qtr	4th Qtr	OT Qtr
Aug 31	vs NC State	W 35-21	9-19 47.4%	0-3 0.0%	3-6 50.0%	4-5 80.0%	2-5 40.0%	
Sep 8	Georgia State	W 51-13	5-13 38.5%	3-4 75.0%	0-1 0.0%	0-2 0.0%	2-6 33.3%	
Sep 15	Florida	L 20-37	6-16 37.5%	0-3 0.0%	3-5 60.0%	3-4 75.0%	0-4 0.0%	
Sep 22	Akron	W 47-26	5-14 35.7%	2-4 50.0%	1-4 25.0%	2-3 66.7%	0-3 0.0%	
Sep 29	at Georgia	L 44-51	8-15 53.3%	1-3 33.3%	3-5 60.0%	0-3 0.0%	4-4 100.0%	
Oct 13	at Miss. St.	L 31-41	6-12 50.0%	2-3 66.7%	0-2 0.0%	3-5 60.0%	1-2 50.0%	
Oct 20	Alabama	L 13-44	2-13 15.4%	2-5 40.0%	0-3 0.0%	0-2 0.0%	0-3 0.0%	
Oct 27	at S. Carolina	L 35-38	6-14 42.9%	2-4 50.0%	1-4 25.0%	3-5 60.0%	0-1 0.0%	
Nov 03	Troy	W 55-48	4-11 36.4%	2-3 66.7%	0-3 0.0%	1-2 50.0%	1-3 33.3%	
Nov 10	Missouri	L 48-51	5-13 38.5%	2-4 50.0%	1-1 100.0%	0-2 0.0%	1-3 33.3%	1-3 33.3%
Nov 17	at Vanderbilt	-	---	---	---	---	---	---
Nov 24	Kentucky	-	---	---	---	---	---	---
Tennessee			56-140 40.0%	16-36 44.4%	12-34 35.3%	16-33 48.5%	11-34 32.4%	1-3 33.3%
Opponents			58-154 37.7%	12-32 37.5%	16-40 40.0%	16-34 47.1%	12-45 26.7%	2-3 66.7%

■ 4th-Down Conversions

Date	Opponent	Score	Overall	1st Qtr	2nd Qtr	3rd Qtr	4th Qtr	OT Qtr
Aug 31	vs NC State	W 35-21	0-2 0.0%	0-0 0.0%	0-1 0.0%	0-0 0.0%	0-1 0.0%	
Sep 8	Georgia State	W 51-13	2-2 100.0%	0-0 0.0%	0-0 0.0%	0-0 0.0%	2-2 100.0%	
Sep 15	Florida	L 20-37	1-1 100.0%	0-0 0.0%	1-1 100.0%	0-0 0.0%	0-0 0.0%	
Sep 22	Akron	W 47-26	0-2 0.0%	0-0 0.0%	0-1 0.0%	0-1 0.0%	0-0 0.0%	
Sep 29	at Georgia	L 44-51	0-0 0.0%	0-0 0.0%	0-0 0.0%	0-0 0.0%	0-0 0.0%	
Oct 13	at Miss. St.	L 31-41	0-0 0.0%	0-0 0.0%	0-0 0.0%	0-0 0.0%	0-0 0.0%	
Oct 20	Alabama	L 13-44	0-2 0.0%	0-0 0.0%	0-0 0.0%	0-1 0.0%	0-1 0.0%	
Oct 27	at S. Carolina	L 35-38	3-3 100.0%	0-0 0.0%	1-1 100.0%	1-1 100.0%	1-1 100.0%	
Nov 03	Troy	W 55-48	1-1 100.0%	1-1 100.0%	0-0 0.0%	0-0 0.0%	0-0 0.0%	
Nov 10	Missouri	L 48-51	1-2 50.0%	0-0 0.0%	0-0 0.0%	0-0 0.0%	0-0 0.0%	1-2 50.0%
Nov 17	at Vanderbilt	-	---	---	---	---	---	---
Nov 24	Kentucky	-	---	---	---	---	---	---
Tennessee			8-15 53.3%	1-1 100.0%	2-4 50.0%	1-3 33.3%	3-5 60.0%	1-2 50.0%
Opponents			15-23 65.2%	3-4 75.0%	3-4 75.0%	2-4 50.0%	7-11 63.6%	0-0 0.0%

■ Time of Possession

Date	Opponent	Score	Overall	1st Qtr	2nd Qtr	3rd Qtr	4th Qtr	OT Qtr
Aug. 31	vs NC State	W 35-21	31:47	4:46	9:46	8:05	9:10	
Sep 8	Georgia State	W 51-13	25:42	5:42	5:08	6:58	7:54	
Sep 15	Florida	L 20-37	26:47	7:08	8:02	8:18	3:19	
Sep 22	Akron	W 47-26	31:24	11:15	6:24	3:55	9:50	
Sep 29	at Georgia	L 44-51	33:01	6:04	8:54	9:15	8:48	
Oct 13	at Miss. St.	L 31-41	23:29	4:50	2:26	11:18	4:55	
Oct 20	Alabama	L 13-44	23:13	6:36	5:47	3:59	6:51	
Oct 27	at S. Carolina	L 35-38	24:38	7:17	5:33	6:27	5:21	
Nov 03	Troy	W 55-48	22:28	6:42	4:25	6:00	5:21	
Nov 10	Missouri	L 48-51	29:48	10:19	8:15	5:34	5:40	0:00
Nov 17	at Vanderbilt	-	---	---	---	---	---	---
Nov 24	Kentucky	-	---	---	---	---	---	---
Tennessee	Total		272:17	70:39	64:40	69:49	67:09	0:00
	Avg.		27:13	7:03	6:28	6:58	6:42	0:00
Opponents	Total		327:43	79:21	85:20	80:11	82:51	0:00
	Avg.		32:46	7:56	8:32	8:01	8:17	0:00

2012 » RED-ZONE STATS

■ Tennessee Inside Opponent Red-Zone

Date	Opponent	Score	Times In RZ	Times Scored	Total Pts	TDs	Rush TDs	Pass TDs	FGs Made	FGA	---- Failed to score inside RZ ----				
											Downs	Int	Fumb	Half	Game
Sep 3	NC State	W, 35-21	4	3	13	1	1	0	2	0	0	0	1	0	0
Sep 8	Georgia State	W, 51-13	8	7	44	6	3	3	1	1	0	0	0	0	0
*Sep 15	Florida	L, 20-37	3	3	20	3	1	2	0	0	0	0	0	0	0
Sep 22	Akron	W, 47-26	8	8	40	4	1	3	4	0	0	0	0	0	0
*Sep 29	at Georgia	L, 44-51	6	5	30	4	2	2	1	1	0	0	0	0	0
*Oct 13	at Miss. State	L, 31-41	4	4	24	3	1	2	1	0	0	0	0	0	0
*Oct 20	Alabama	L, 13-44	4	3	13	1	1	0	2	0	0	0	1	0	0
*Oct 27	at S. Carolina	L, 35-38	3	2	14	2	0	2	0	0	0	0	1	0	0
Nov 3	Troy	W, 55-48	6	5	27	3	2	1	2	0	0	0	1	0	0
*Nov 10	Missouri	L, 48-51	9	7	48	7	3	4	0	0	1	0	1	0	0
Nov. 17	at Vanderbilt	---	-	-	-	-	-	-	-	-	-	-	-	-	-
Nov. 24	Kentucky	---	-	-	-	-	-	-	-	-	-	-	-	-	-
Totals			55	47	273	34	15	19	13	2	1	1	4	0	0
47 of 55 (85.5%)															

■ Opponent Inside Tennessee Red-Zone

Date	Opponent	Score	Times In RZ	Times Scored	Total Pts	TDs	Rush TDs	Pass TDs	FGs Made	FGA	---- Failed to score inside RZ ----				
											Downs	Int	Fumb	Half	Game
Sep 3	NC State	W, 35-21	3	3	21	3	2	1	0	0	0	0	0	0	0
Sep 8	Georgia State	W, 51-13	3	3	13	1	1	0	2	0	0	0	0	0	0
*Sep 15	Florida	L, 20-37	3	3	13	1	1	0	2	0	0	0	0	0	0
Sep 22	Akron	W, 47-26	4	3	9	0	0	0	3	0	0	1	0	0	0
*Sep 29	at Georgia	L, 44-51	3	3	21	3	2	1	0	0	0	0	0	0	0
*Oct 13	at Miss. State	L, 31-41	7	7	41	5	2	3	2	0	0	0	0	0	0
*Oct 20	Alabama	L, 13-44	3	3	16	2	1	1	1	0	0	0	0	0	0
*Oct 27	at S. Carolina	L, 35-38	3	3	17	2	1	1	1	0	0	0	0	0	0
Nov 3	Troy	W, 55-48	4	4	24	3	2	1	1	0	0	0	0	0	0
*Nov 10	Missouri	L, 48-51	4	4	23	3	1	2	1	0	0	0	0	0	0
Nov. 17	at Vanderbilt	---	-	-	-	-	-	-	-	-	-	-	-	-	-
Nov. 24	Kentucky	---	-	-	-	-	-	-	-	-	-	-	-	-	-
Totals			37	36	198	23	13	10	13	0	0	1	0	0	0
36 of 37 (97.3%)															



▶ OFFENSIVE GAME-BY-GAME

■ Passing

#8 TYLER BRAY	Att	Comp	Int	Pct	Yards	TD	Long	Sack	Yds	Effic
NC State	41	27	0	65.9	333	2	72	1	3	150.2
Georgia State	20	18	0	90.0	310	4	45	0	0	286.2
Florida	44	22	2	50.0	257	2	42	1	10	105.0
Akron	43	27	1	62.8	401	4	48	0	0	167.2
Georgia	45	24	3	53.3	281	2	62	1	3	107.1
Mississippi State	24	13	1	54.2	148	2	26	0	0	125.1
Alabama	27	13	2	48.1	184	0	44	0	0	90.6
South Carolina	43	27	1	62.8	368	4	61	1	6	160.7
Troy	47	29	0	61.7	530	5	58	0	0	191.5
Missouri	54	37	0	68.5	404	4	43	1	7	155.8
TOTALS	388	237	10	61.1	3216	29	72	5	29	150.2

#14 JUSTIN WORLEY	Att	Comp	Int	Pct	Yards	TD	Long	Sack	Yds	Effic
Georgia State	8	4	1	50.0	64	0	19	0	0	92.2
Alabama	4	3	0	75.0	19	0	15	0	0	114.9
TOTALS	12	7	1	58.3	83	0	19	0	0	99.8

#2 PIG HOWARD	Att	Comp	Int	Pct	Yards	TD	Long	Sack	Yds	Effic
South Carolina	1	1	0	100.0	13	1	13	0	0	539.2
TOTALS	1	1	0	100.0	13	1	13	0	0	539.2

#84 C. PATTERSON	Att	Comp	Int	Pct	Yards	TD	Long	Sack	Yds	Effic
Missouri	1	1	0	100.0	28	0	28	0	0	335.2
TOTALS	1	1	0	100.0	28	0	28	0	0	335.2

■ Rushing

Player	No-Yds-TD	NCSU	GSU	UF	AKR	UGA	MSU	ALA	SC	TROY	MIZZOU	VU	UK
Neal, R. TB	134-594/5	22-53/1	13-65/2	23-87/0	22-151/0	23-104/1	9-40/1	DNP	DNP	7-32/0	15-62/0		
Lane, M. TB	94-475/2	9-75/0	8-31/0	1-1/0	9-47/0	8-22/0	2-9/0	15-55/0	15-56/0	19-132/2	8-47/0		
Patterson, C. WR	23-270/3	2-72/1	1-18/0	-	2-12/0	3-55/1	3-57/0	2--6/0	3-21/0	2-13/0	5-28/1		
Young, D. TB	33-140/0	2--2/0	8-46/0	-	-	3-14/0	13-58/0	5-21/0	2-3/0	DNP	-		
Watson, Q. TB	20-59/1	DNP	7-27/1	DNP	8-6/0	DNP	2-13/0	DNP	2-12/0	DNP	1-1/0		
Howard, A. WR	11-50/0	DNP	DNP	-	1-3/0	1-0/0	4-30/0	2-3/0	1-1/0	1-11/0	1-2/0		
Johnson, A.J.	11-19/5	-	-	2-5/1	2-2/1	1-1/1	-	3-6/1	2-2/0	-	1-3/1		
King, J. FB	2-18/0	DNP	1-0/0	DNP	1-18/0	-	DNP	-	DNP	-	-		
Drummer, T. WR	1-5/1	DNP	-	-	-	-	-	-	-	-	1-5/1		
Bray, T. QB	12--5/0	2--5/0	1-4/0	2--10/0	1--7/0	1-1/0	1-6/0	-	1--1/0	-	3-7/0		
TEAM	7--14/0	1--2/0	4--7/0	DNP	DNP	-	DNP	DNP	1--3/0	DNP	1--2/0		

■ Receiving

Player	No-Yds-TD	NCSU	GSU	UF	AKR	UGA	MSU	ALA	SC	TROY	MIZZOU	VU	UK
Hunter, J. WR	65-979/8	9-73/0	8-146/3	5-76/0	8-115/1	3-46/0	2-41/0	4-70/0	8-90/0	9-181/3	9-141/1		
Patterson, C. WR	39-638/4	6-93/1	3-71/0	8-75/1	2-20/0	2-31/0	2-25/1	1-25/0	3-26/0	9-219/1	3-53/0		
Rivera, M. TE	30-485/4	1-13/0	4-70/1	4-47/1	2-43/0	3-82/0	1-7/0	1-43/0	3-44/1	1-7/0	10-129/1		
Rogers, Z. WR	29-449/5	2-87/1	-	3-39/0	3-72/0	6-51/1	3-35/0	-	6-107/3	2-26/0	4-32/0		
Lane, M. TB	23-195/0	2-19/0	1-12/0	-	2-49/0	2-5/0	-	5-48/0	2-5/0	2-31/0	7-26/0		
Neal, R. TB	18-151/4	2--2/0	1-12/0	2-20/0	3-22/1	5-53/1	2-11/0	DNP	DNP	1-23/1	2-12/1		
Dallas, V. WR	8-131/1	1-7/0	-	-	1-11/0	1-7/0	1-14/0	-	3-78/1	1-14/0	-		
Carter, J. WR	6-103/1	1-20/0	2-35/0	-	1-24/1	DNP	-	-	1-16/0	1-8/0	-		
Bartholomew, B. FB	9-79/1	2-19/0	-	-	2-21/0	1-8/0	1-10/1	1-4/0	-	1-12/0	1-5/0		
Howard, A. WR	10-65/1	DNP	DNP	-	2-18/0	1--2/0	1-5/0	1-4/0	2-15/0	2-9/0	1-16/1		
Downs, B. TE	3-39/1	DNP	DNP	-	1-6/1	-	-	1-15/0	-	-	1-18/0		
Watson, Q. TB	1-17/0	DNP	1-17/0	DNP	-	DNP	-	DNP	-	DNP	-		
Young, D. TB	5-9/0	1-4/0	2-11/0	-	-	-	-	2--6/0	-	DNP	-		

■ Punt Returns

Player	No-Yds-TD	NCSU	GSU	UF	AKR	UGA	MSU	ALA	SC	TROY	MIZZOU	VU	UK
Young, D.	15-145	1-5	4-46	1-8	3-45	1-5	1--1	1-13	1-3	DNP	2-21		
Hunter, J.	2-5	-	-	-	-	-	-	-	-	2-5	-		
Patterson, C.	2--8	-	-	-	-	-	-	-	1--8	-	1-0		

■ Kick Returns

Player	No-Yds-TD	NCSU	GSU	UF	AKR	UGA	MSU	ALA	SC	TROY	MIZZOU	VU	UK
Patterson, C.	18-553	-	3-106	1-19	1-26	2-42	1-113	4-111	1-13	2-43	3-80		
Young, D.	8-142	2-45	-	-	2-25	3-55	1-17	-	-	DNP	-		
Fugate, C.	4-59	-	-	-	-	-	-	-	2-32	1-13	1-14		
Propst, J.	3-32	DNP	-	-	-	DNP	DNP	-	-	2-24	1-8		
Howard, A.	1-31	DNP	DNP	-	-	-	-	-	-	1-31	-		
Hood, D.	1-18	-	1-18	-	-	-	-	-	-	-	-		
Bartholomew, B.	2-18	-	-	-	-	-	1-0	-	1-18	-	-		
Rivera, M.	2-7	-	-	-	1-3	-	1-4	-	-	-	-		
Harris, C.	1--2	DNP	DNP	-	-	-	1--2	-	-	-	-		

■ Field Goals

Player	FG-FGA	NCSU	GSU	UF	AKR	UGA	MSU	ALA	SC	TROY	MIZZOU	VU	UK
Palardy, M.	2-3	(20), (34)	39	-	-	-	(38)	(32), (21)	-	39, (21), (31)	43		
Brodus, D.	1-1	-	(25)	(37), (23)	(34), (28)	(22), (28)	-	-	-	-	-		

■ Punting

Player	No-Yds-Avg	NCSU	GSU	UF	AKR	UGA	MSU	ALA	SC	TROY	MIZZOU	VU	UK
Palardy, M.	17-739-43.5	-	1-31-31.0	3-133-44.3	-	-	3-44.7	5-48.2	5-40.0	3-37.0	4-45.8		
Darr, M.	16-624-39.0	5-193-38.6	1-35-35.0	4-178-44.5	2-40.5	3-41.3	1-13.0	DNP	DNP	DNP	DNP		
Bray, T.	2-63-31.5	-	-	1-41-41.0	-	-	1-22.0	-	-	-	1-39.0		
TEAM	-	-	-	-	-	1-1.0	-	-	-	-	-		



► DEFENSIVE GAME-BY-GAME

■ Total Tackles

Player	UA-A	TOT	NCSU	GSU	UF	AKR	UGA	MSU	ALA	SC	TROY	MIZZOU	VU	UK
Johnson, A.J. LB	49-63	112	3-1	2-3	6-5	5-6	2-9	4-17	4-10	9-2	9-4	5-6		
Moore, B. DB	45-36	81	8-0	3-2	2-5	4-6	3-3	1-9	6-1	8-3	7-5	3-2		
Lathers, H. LB	36-18	54	3-2	DNP	4-1	-	4-2	4-8	5-3	13-2	3-0	-		
Coleman, J. DB	26-21	47	1-0	-	-	2-0	2-2	4-5	4-9	2-1	6-1	5-3		
Gordon, E. DB	33-8	41	4-0	5-1	2-1	3-1	5-0	2-1	3-1	2-0	3-2	4-1		
McNeil, L. DB	21-19	40	DNP	1-0	1-0	1-0	4-1	1-7	2-1	6-2	4-6	1-2		
Waggoner, P. DB	25-12	37	4-1	1-2	1-1	6-2	2-1	2-2	-	-	7-1	2-2		
McCullers, D. DL	19-17	36	-	0-1	3-0	-	2-6	1-3	1-2	7-1	2-1	3-3		
Couch, M. DL	19-15	34	5-0	2-1	2-2	3-1	0-3	0-2	2-3	3-0	1-1	1-2		
Maggitt, C. LB	16-14	30	4-1	DNP	4-1	1-0	1-2	0-2	2-1	1-0	2-3	1-4		
Toney, J. DB	19-7	26	DNP	0-1	-	-	1-0	1-0	-	2-0	8-2	7-4		
Brewer, B. DB	16-8	24	3-1	1-0	2-1	2-2	5-4	2-0	-	1-0	-	-		
Randolph, B. DB	17-5	22	7-1	7-0	3-4	DNP	DNP	DNP	DNP	DNP	DNP	DNP		
Smith, J. LB	10-10	20	3-1	1-0	2-4	0-1	1-0	1-4	-	-	1-0	1-0		
Bohannon, W. LB	4-13	17	-	2-0	0-1	-	0-1	1-4	0-3	-	0-3	1-1		
Fugate, C. LB	10-7	17	1-0	5-2	1-2	1-0	0-1	0-1	2-1	-	-	-		
Sentimore, D. DL	7-8	15	-	1-0	-	2-2	2-2	1-0	1-2	-	0-2	-		
Miller, C. DL	6-9	15	-	4-2	1-2	1-2	-	0-1	-	-	-	0-2		
Sapp, D. LB	7-7	14	1-0	2-2	1-1	1-3	-	-	1-0	1-1	-	-		
Wilks, R. DB	8-5	13	0-1	1-1	-	-	-	0-1	-	1-0	3-0	3-2		
Walls, M. DL	4-8	12	0-1	0-1	-	1-3	0-1	-	-	-	-	3-2		
Williams, J. DL	7-4	11	DNP	2-2	DNP	-	-	-	0-2	2-0	1-0	2-0		
Teague, M. DB	6-3	9	3-0	1-1	0-2	2-0	DNP	-	DNP	DNP	DNP	DNP		
Hood, D. DL	2-4	6	-	0-1	-	-	-	0-3	-	1-0	-	1-0		
Gray, D. DB	5-1	6	DNP	2-0	-	-	-	DNP	-	1-0	2-1	-		
Saulsberry, T. DL	4-1	5	DNP	-	DNP	DNP	DNP	DNP	4-1	-	-	DNP		
Fowlkes, S. DL	2-3	5	1-0	1-0	-	0-3	-	-	-	-	-	DNP		
Crump, R. LB	0-3	3	-	0-1	0-1	-	DNP	-	0-1	-	-	-		
Propst, J. LB	1-2	3	DNP	1-1	-	-	DNP	DNP	0-1	-	-	-		
Patterson, C.	2-0	2	-	-	-	-	1-0	1-0	-	-	-	-		
Carr, J.R.	2-0	2	-	-	-	1-0	-	-	-	-	-	1-0		
Palardy, M.	2-0	2	1-0	-	-	1-0	-	-	-	-	-	-		
Watson, Q.	1-0	1	DNP	-	DNP	-	DNP	1-0	DNP	-	DNP	-		
Rogers, Z.	1-0	1	-	-	1-0	-	-	-	-	-	-	-		
Taylor, T. DL	0-1	1	DNP	0-1	DNP	DNP	DNP	DNP	DNP	DNP	DNP	DNP		
Hunter, J.	1-0	1	-	-	1-0	-	-	-	-	-	-	-		

■ Sacks

Player	UA-A	TOT	NCSU	GSU	UF	AKR	UGA	MSU	ALA	SC	TROY	MIZZOU	VU	UK
Sentimore, D. DL	4-0	4.0	-	1.0-11	-	1.0-4	-	1.0-8	1.0-10	-	-	-		
Lathers, H. LB	2-0	2.0	-	DNP	-	-	1.0-8	-	-	1.0-12	-	-		
Maggitt, C. LB	2-0	2.0	1.0-18	DNP	-	-	-	-	-	1.0-13	-	-		
Couch, M. DL	1-0	1.0	-	-	-	-	-	-	1.0-5	-	-	-		
Bohannon, W. LB	1-0	1.0	-	1.0-9	-	-	-	-	-	-	-	-		
Williams, J. DL	1-0	1.0	DNP	-	DNP	-	-	-	-	-	-	1.0-6		
Smith, J. LB	1-0	1.0	-	-	-	-	-	1.0-10	-	-	-	-		
Miller, C. DL	1-0	1.0	-	1.0-6	-	-	-	-	-	-	-	-		

■ Tackles for Loss

Player	UA-A	TOT	NCSU	GSU	UF	AKR	UGA	MSU	ALA	SC	TROY	MIZZOU	VU	UK
Maggitt, C. LB	4-2	5.0	1.0-18	DNP	-	-	-	0.5-1	-	1.0-13	1.0-3	1.5-2		
Sentimore, D. DL	5-0	5.0	-	1.0-11	-	1.0-4	1.0-3	1.0-8	1.0-10	-	-	-		
McCullers, D. DL	4-1	4.5	-	-	1.0-1	-	1.0-1	-	-	1.0-2	-	1.5-2		
Johnson, A.J. LB	3-3	4.5	-	-	1.0-6	-	1.0-1	1.5-3	-	-	1.0-2	-		
Lathers, H. LB	4-1	4.5	-	DNP	1.5-2	-	1.0-8	-	-	2.0-13	-	-		
Smith, J. LB	4-1	4.5	-	-	1.0-3	-	-	1.5-12	-	-	1.0-2	1.0-6		
Couch, M. DL	3-2	4.0	1.0-3	0.5-0	-	-	0.5-1	-	1.0-5	1.0-1	-	-		
Coleman, J. DB	3-1	3.5	-	-	-	1.0-10	1.0-10	0.5-1	-	-	1.0-4	-		
Gordon, E. DB	3-1	3.5	1.0-1	-	-	-	-	-	-	-	1.5-4	1.0-5		
Miller, C. DL	2-2	3.0	-	1.5-7	-	1.0-1	-	0.5-2	-	-	-	-		
Bohannon, W. LB	1-3	2.5	-	1.0-9	0.5-1	-	-	0.5-0	-	-	0.5-2	-		
Sapp, D. LB	2-1	2.5	1.0-4	1.5-6	-	-	-	-	-	-	-	-		
Waggoner, P. DB	1-2	2.0	-	0.5-1	-	-	-	-	-	-	1.5-8	-		
Moore, B. DB	1-2	2.0	-	-	-	-	0.5-1	-	-	1.0-3	0.5-0	-		
Williams, J. DL	1-0	1.0	DNP	-	DNP	-	-	-	-	-	-	1.0-6		
Randolph, B. DB	1-0	1.0	1.0-2	-	-	DNP	DNP	DNP	DNP	DNP	DNP	DNP		
Brewer, B. DB	1-0	1.0	-	-	-	-	1.0-1	-	-	-	-	-		
Toney, J. DB	1-0	1.0	DNP	-	-	-	-	-	-	-	1.0-2	-		
Hood, D. DL	1-0	1.0	-	-	-	-	-	-	-	-	-	1.0-1		
Saulsberry, T. DL	1-0	1.0	DNP	-	DNP	DNP	DNP	DNP	1.0-1	-	-	DNP		
Propst, J. LB	0-1	0.5	DNP	0.5-1	-	-	DNP	DNP	-	-	-	-		
Fugate, C. LB	0-1	0.5	-	0.5-0	-	-	-	-	-	-	-	-		

■ Interception Returns

Player	No-Yds	NCSU	GSU	UF	AKR	UGA	MSU	ALA	SC	TROY	MIZZOU	VU	UK	
Moore, B.	4-88	1-18	-	-	2-35	1-35	-	-	-	-	-	-		
Gordon, E.	2-12	1-12	-	-	1-0	-	-	-	-	-	-	-		
Waggoner, P.	2-8	1-8	-	-	-	-	-	-	-	-	-	1-0		
Lathers, H.	1-1	-	DNP	-	-	-	-	-	1-1	-	-	-		
Orta, G.	1-4	-	1-4	-	-	-	-	-	DNP	-	-	-		
Teague, M.	1-0	1-0	-	-	-	DNP	-	DNP	DNP	-	-	-		

■ Fumble Returns

Player	No-Yds	NCSU	GSU	UF	AKR	UGA	MSU	ALA	SC	TROY	MIZZOU	VU	UK	
McNeil, L.	1-33	DNP	-	-	-	-	-	-	-	-	-	1-33		



► PARTICIPATION GAME-BY-GAME

■ Participation

No.	Player	GP/GS	NCSU	GSU	UF	AKR	UGA	MSU	ALA	SC	TROY	MIZZOU	VU	UK
60	Anderson, C.	1/-	...	X
39	Bartholomew, B.	10/5	X	X	X	FB	FB	X	FB	X	FB	FB
36	Blanc, C.	9/-	X	X	...	X	X	X	X	X	X	X
86	Bohannon, W.	10/2	X	SLB	X	X	X	X	X	X	X	X
28	Bonner, D.	7/-	X	X	X	X	X	X	...	X
8	Bray, T.	10/10	QB	QB	QB	QB	QB	QB	QB	QB	QB	QB
17	Brewer, B.	10/2	X	X	X	SS	SS	X	X	X	X	X
42	Brodus, D.	4/3	...	X	PK	PK	PK
78	Bullard, A.	10/2	X	X	X	X	X	X	TE	RG	X	X
53	Carr, J.R.	10/-	X	X	X	X	X	X	X	X	X	X
87	Carter, J.	10/-	X	X	X	X	X	X	X	X	X	X
93	Clark, G.	1/-	...	X
27	Coleman, J.	10/7	X	X	X	RCB	RCB	RCB	RCB	RCB	RCB	RCB
44	Couch, M.	10/9	DE	DE	DE	DE	DE	DE	DE	DE	X	DE
18	Croom, J.	3/-	...	X	...	X	X
57	Crowder, M.	1/-	...	X
40	Crump, R.	9/-	X	X	X	X	...	X	X	X	X	X
6	Dallas, V.	10/-	X	X	X	X	X	X	X	X	X	X
43	Darr, M.	6/6	P	P	P	P	P	P
85	Downs, B.	8/1	X	X	X	X	X	X	TE	X
3	Drummer, T.	9/-	...	X	X	X	X	X	X	X	X	X
90	Fowlkes, S.	10/1	X	X	X	DE	X	X	X	X	X	X
46	Fugate, C.	10/-	X	X	X	X	X	X	X	X	X	X
72	Fulton, Z.	9/9	RG	RG	RG	RG	RG	RG	RG	...	RG	RG
24	Gordon, E.	10/7	X	STAR	X	STAR	STAR	STAR	STAR	X	STAR	STAR
9	Gray, D.	8/1	...	X	X	X	X	...	X	X	X	LCB
52	Harris, C.	8/-	X	X	X	X	X	X	X	X
97	Hood, D.	10/-	X	X	X	X	X	X	X	X	X	X
2	Howard, A.	8/1	X	X	X	X	X	X	X	X
11	Hunter, J.	10/10	WR	WR	WR	WR	WR	WR	WR	WR	WR	WR
68	Jackson, M.	10/-	X	X	X	X	X	X	X	X	X	X
70	James, J.	10/10	RT	RT	RT	RT	RT	RT	RT	RT	RT	RT
45	Johnson, A.J.	10/10	MLB	MLB	MLB	MLB	MLB	MLB	MLB	MLB	MLB	MLB
77	Kerbyson, K.	5/-	...	X	X	X	...	X	X
48	King, G.	2/-	...	X	X
38	King, J.	6/-	...	X	...	X	X	...	X	...	X	X
15	Lane, M.	10/4	X	X	X	X	X	X	TB	TB	TB	TB
34	Lathers, H.	9/7	WLB	...	WLB	X	WLB	WLB	WLB	WLB	X	X
56	Maggitt, C.	9/9	SLB	...	SLB	SLB	SLB	SLB	SLB	SLB	SLB	SLB
98	McCullers, D.	10/6	NG	X	NG	X	X	NG	NG	NG	NG	X
33	McNeil, L.	9/5	...	X	X	X	X	SS	SS	SS	SS	SS
80	Miller, C.	10/2	X	X	X	DE	DE	X	X	X	X	X
3	Moore, B.	10/10	SS	SS	SS	FS	FS	FS	FS	FS	FS	FS
20	Neal, R.	8/6	TB	TB	TB	TB	TB	TB	X	X
26	Orta, G.	6/-	X	X	X	X	X
1	Palardy, M.	10/7	PK	PK	X	X	X	PK	PK/P	PK/P	PK/P	PK/P
84	Patterson, C.	10/10	WR	WR	WR	WR	WR	WR	WR	WR	WR	WR
50	Phillips, O.	1/-	...	X
67	Posey, A.	1/-	...	X
47	Propst, J.	8/-	...	X	X	X	X	X	X	X
37	Randolph, B.	3/3	FS	FS	FS
74	Richardson, A.	10/10	LT	LT	LT	LT	LT	LT	LT	LT	LT	LT
81	Rivera, M.	10/8	TE	TE	TE	TE	TE	TE	X	TE	X	TE
83	Rogers, Z.	10/5	WR	WR	WR	X	X	WR	X	WR	X	X
41	Sapp, D.	10/2	X	WLB	X	WLB	X	X	X	X	X	X
96	Saulsberry, T.	4/-	...	X	X	X	X
94	Sentimore, D.	10/7	DE	DE	DE	X	X	X	DE	DE	DE	DE
55	Smith, J.	10/4	JACK	JACK	JACK	X	X	JACK	X	X	X	X
64	Stone, J.	10/10	C	C	C	C	C	C	C	C	C	C
99	Taylor, T.	1/-	...	X
10	Teague, M.	5/3	LCB	LCB	LCB	X	...	X
71	Thomas, D.	10/10	LG	LG	LG	LG	LG	LG	LG	LG	LG	LG
35	Toney, J.	9/2	...	X	X	X	X	X	X	X	DB	DB
23	Waggnner, P.	10/9	RCB	RCB	RCB	LCB	LCB	LCB	LCB	LCB	X	LCB
58	Walls, M.	10/1	X	X	X	X	DE	X	X	X	X	X
25	Watson, Q.	5/-	...	X	...	X	...	X	...	X	...	X
22	Wilks, R.	9/-	X	X	X	X	X	X	...	X	X
54	Williams, J.	8/3	...	X	...	X	X	X	X	JACK	JACK	JACK
14	Worley, J.	3/-	...	X	...	X	X
19	Young, D.	9/-	X	X	X	X	X	X	X	X

Starts indicated by position; X- Played; ...-Did Not Play



► 2012 SUPERLATIVES

2012 Team Superlatives

■ Tennessee Highs and Lows

Points Scored	55	Troy
Low	13	Alabama
First Downs	35	Troy
Low	11	Alabama
Rushing Attempts	46	Akron
Low	27	Alabama, at South Carolina
Rushing Yards	232	Akron
Low	79	Alabama
Rushing TDs	3	Georgia State, at Georgia, Missouri
Low	0	at South Carolina
Passes Attempted	55	Missouri
Low	24	at Mississippi State
Passes Completed	38	Missouri
Low	13	at Mississippi State
Had Intercepted	3	at Georgia
Low	0	NC State, Troy, Missouri
Passing Yards	530	Troy
Low	148	at Mississippi State
Passing TDs	5	at South Carolina, Troy
Low	0	Alabama
Total Offensive Plays	91	Missouri
Low	58	at Mississippi State, Alabama
Total Offensive Yards	718	Troy
Low	282	Alabama
Fumbles	2	Georgia State, Akron, at Mississippi State, Missouri
Low	0	Florida
Fumbles Lost	1	8x, last vs. Missouri
Low	0	Florida, Alabama
Penalties	11	Missouri
Low	2	Alabama
Penalty Yards	98	Troy
Low	15	Alabama
QB Sacks by	3	Georgia State
Low	0	Florida, Troy

■ Opponent Highs and Lows

Points Scored	51	at Georgia, Missouri
Low	13	Georgia State
First Downs	34	Troy
Low	18	Akron
Rushing Attempts	49	Missouri
Low	23	at South Carolina
Rushing Yards	331	Florida
Low	92	Georgia State
Rushing TDs	5	at Georgia
Low	1	Georgia State and Akron
Passes Attempted	60	Troy
Low	20	Florida
Passes Completed	38	Troy
Low	14	Florida
Had Intercepted	4	NC State
Low	0	Florida, at Mississippi State, Alabama, Troy
Passing Yards	496	Troy
Low	186	Georgia State
Passing TDs	4	Alabama, Missouri
Low	0	Georgia State and Akron
Total Offensive Plays	99	Troy
Low	63	Florida
Total Offensive Yards	721	Troy
Low	278	Georgia State
Fumbles	7	Georgia State
Low	0	Akron, at Mississippi State, at South Carolina, Troy
Fumbles Lost	2	at Georgia
Low	0	6x, last vs. Troy
Penalties	8	Florida, Troy
Low	1	at Mississippi State
Penalty Yards	78	Florida
Low	10	at Mississippi State, Missouri
QB Sacks by	1	NC State, Florida, at South Carolina, Missouri
Low	0	6x, last Alabama, Troy

STATS » 2012 INDIVIDUAL SUPERLATIVES

■ Most by a Vol...

Rushing Attempts	23	2x, Rajion Neal vs. Florida and at Georgia
Net Rushing Yards	151	Rajion Neal vs. Akron
Rushing TDs	2	2x, last Marlin Lane vs. Troy
Pass Attempts	54	Tyler Bray vs. Missouri
Pass Completions	37	Tyler Bray vs. Missouri
Had Intercepted	3	Tyler Bray at Georgia
Passing Yards	530	Tyler Bray vs. Troy
Passing TDs	5	Tyler Bray vs. Troy
Total Offense Plays	57	Tyler Bray vs. Missouri
Total Offense Yards	530	Tyler Bray vs. Troy
Receptions	10	Mychal Rivera vs. Missouri
Receiving Yards	219	Cordarrelle Patterson vs. Troy
Receiving TDs	3	2x, J. Hunter vs. Georgia St., Z. Rogers at S. Carolina
Points Scored	18	2x, J. Hunter vs. Georgia St., Z. Rogers at S. Carolina
Touchdowns	3	2x, J. Hunter vs. Georgia St., Z. Rogers at S. Carolina
Field Goals (Made)	4	Derrick Brodus vs. Akron
PATs (Made)	6	Michael Palardy vs. Troy
Punts	5	3x, last Michael Palardy at South Carolina
Punt Average (min. 3)	48.2	Michael Palardy vs. Alabama
Punt Returns	4	Devrin Young vs. Georgia State
Punt Return Yards	46	Devrin Young vs. Georgia State
Kickoff Returns	4	Cordarrelle Patterson vs. Alabama
Kickoff Return Yards	111	Cordarrelle Patterson vs. Alabama
Total Tackles	21	A.J. Johnson at Mississippi State
Solo Tackles	13	Herman Lathers at South Carolina
TFL	2.0	Herman Lathers at South Carolina
Sacks	1.0	13x, last Jordan Williams vs. Missouri
Interceptions	2	Byron Moore vs. Akron
Interception Return Yds.	35	2x, Byron Moore vs. Akron and at Georgia

■ Tennessee's Long Plays

Rushing	67	Cordarrelle Patterson vs. NC State (TD)
Passing	72	Tyler Bray to Zach Rogers vs. NC State (TD)
Field Goal	39	Michael Palardy at Mississippi State
Punt	66	Michael Palardy at South Carolina
Punt Return	35	Devrin Young vs. Georgia State
Kickoff Return	98	Cordarrelle Patterson at Mississippi State (TD)
Interception Return	35	Byron Moore at Georgia
Fumble Return	33	LaDarrell McNeil vs. Missouri

■ Most by an Opponent...

Rushing Attempts	24	Todd Gurley, Georgia
Net Rushing Yards	164	Keith Marshall, Georgia
Rushing TDs	3	Todd Gurley, Georgia
Pass Attempts	49	Dalton Williams, Akron
Pass Completions	30	Corey Robinson, Troy
Had Intercepted	4	Mike Glennon, NC State
Pass Yards	393	Corey Robinson, Troy
Pass TDs	4	A.J. McCarron, Alabama
Total Offense Plays	52	Mike Glennon, NC State
Total Offense Yards	393	Corey Robinson, Troy
Receptions	12	Marquelo Suel, Akron
Receiving Yards	162	Amari Cooper, Alabama
Receiving TDs	2	5x, last Dorial Green-Beckham, Missouri
Points Scored	18	Todd Gurley, Georgia
Touchdowns	2	7x, last Dorial Green-Beckham, Missouri
Field Goals	4	Robert Stein, Florida
PATs	5	3x, last Andy Yates, South Carolina
Punts	8	Matt Hubbard, Georgia State
Punt Average (min. 3)	48.6	Kyle Christy, Florida
Punt Returns	4	Cyrus Jones, Alabama
Punt Return Yards	59	Cyrus Jones, Alabama
Kickoff Returns	4	2x, last LaDarius Perkins, Mississippi State
Kickoff Return Yards	87	Tobais Palmer, NC State
Total Tackles	14	2x, last Benardrick McKinney, Mississippi State
Solo Tackles	9	2x, Earl Wolf and David Amerson, NC State
TFL	2.0	4x, last Michael Sam, Missouri
Sacks	1.0	4x, last Jadeveon Clowne, South Carolina
Interceptions	2	Sanders Commings, Georgia
Interception Return Yds	44	Avis Commack, Akron

■ Opponent's Long Plays

Rushing	80	Trey Burton, Florida
Passing	75	Jeff Driskel to Frankie Hammond, Florida
Field Goal	50	Marshall Morgan, Georgia
Punt	58	Zach Paul, Akron
Punt Return	32	Cyrus Jones, Alabama
Kickoff Return	81	Jimmy Hunt, Missouri
Interception Return	44	Avis Commack, Akron
Fumble Return	--	---



▶ DRIVE CHARTS

■ Tennessee vs. NC State (Aug. 31)

Team	Qtr	Drive Started			Drive Ended			Consumed	
		Spot	Time	Obtained	Spot	Time	How Lost	PI-Yds	TOP
UT	1st	T40	15:00	Kickoff	T44	14:07		3-4	0:53
UT	1st	T46	12:05	Punt	N00	11:31	*TOUCHDOWN	2-54	0:34
UT	1st	T22	10:04	Missed FG	T31	08:48	Punt	3-9	1:16
UT	1st	T25	05:15	Kickoff	T35	03:45	Punt	5-10	1:30
UT	1st	T28	01:18	Interception	N00	01:07	*TOUCHDOWN	1-72	0:11
UT	1st	T33	00:45	Kickoff	N00	00:29	*TOUCHDOWN	1-67	0:16
UT	2nd	T29	14:04	Punt	T37	11:12	Punt	6-8	2:52
UT	2nd	T20	10:17	Punt	N33	06:54	Downs	11-47	3:23
UT	2nd	T25	03:42	Kickoff	N03	00:11	Fumble	12-72	3:31
UT	3rd	T13	10:43	Punt	N00	04:17	*TOUCHDOWN	14-87	6:26
UT	3rd	N45	03:07	Interception	N02	01:28	*FIELD GOAL	5-43	1:39
UT	4th	T25	13:46	Kickoff	T50	10:04	Punt	6-25	3:42
UT	4th	N32	09:16	Interception	N26	07:13	Downs	4-6	2:03
UT	4th	N39	05:04	Downs	N17	01:44	*FIELD GOAL	7-22	3:20
UT	4th	T20	00:05	Interception	T18	00:00	End of half	1-2	0:05
ST	1st	N14	14:07	Punt	N14	12:05	Punt	3-0	2:02
ST	1st	N25	11:31	Kickoff	T22	10:04	Missed FG	5-53	1:27
ST	1st	N14	08:48	Punt	T00	05:15	*TOUCHDOWN	10-86	3:33
ST	1st	N22	03:45	Punt	T35	01:18	Interception	7-43	2:27
ST	1st	N19	01:01	Kickoff	N00	00:51	*SAFETY	1-19	0:10
ST	1st	N25	00:29	Kickoff	N27	14:04	Punt	3-2	1:25
ST	2nd	N34	11:12	Punt	N38	10:17	Punt	3-4	0:55
ST	2nd	N33	06:54	Downs	T00	03:42	*TOUCHDOWN	8-67	3:12
ST	2nd	N03	00:11	Fumble	N05	00:00	End of half	1-2	0:11
ST	3rd	N27	14:52	Kickoff	T48	10:43	Punt	10-25	4:09
ST	3rd	N25	04:17	Kickoff	N35	03:07	Interception	3-10	1:10
ST	3rd	N45	01:19	Kickoff	T00	13:46	*TOUCHDOWN	8-55	2:33
ST	4th	N23	10:04	Punt	N27	09:16	Interception	3-4	0:48
ST	4th	N27	07:13	Downs	N40	05:04	Downs	6-13	2:09
ST	4th	N26	01:39	Kickoff	T27	00:05	Interception	10-47	1:34

TENNESSEE	1st Qtr	2nd Qtr	3rd Qtr	4th Qtr	1st Half	2nd Half	Total
Time of possession	04:46	09:46	08:05	09:10	14:32	17:15	31:47
3rd Down Conversions	0/3	3/6	4/5	2/5	3/9	6/10	9/19
Avg Field Position	T32	T24	T34	T43	T29	T40	T34
4th Down Conversions	0/0	0/1	0/0	0/1	0/1	0/1	0/2

NC STATE	1st Qtr	2nd Qtr	3rd Qtr	4th Qtr	1st Half	2nd Half	Total
Time of possession	10:14	05:14	06:55	05:50	15:28	12:45	28:13
3rd Down Conversions	1/5	2/4	1/2	2/5	3/9	3/7	6/16
Avg Field Position	N19	N23	N32	N25	N21	N28	N24
4th Down Conversions	1/2	0/0	0/0	0/1	1/2	0/1	1/3

■ Tennessee vs. Georgia State (Sept. 8)

Team	Qtr	Drive Started			Drive Ended			Consumed	
		Spot	Time	Obtained	Spot	Time	How Lost	PI-Yds	TOP
GSU	1st	G20	10:46	Kickoff	T15	04:06	*FIELD GOAL	14-65	6:40#
GSU	1st	G21	02:38	Missed FG	G17	14:51	Punt	4-4	2:47
GSU	2nd	G16	13:04	Punt	G19	11:28	Punt	3-3	1:36
GSU	2nd	G20	10:58	Kickoff	G32	09:03	Punt	4-12	1:55
GSU	2nd	T41	08:38	Fumble	T13	05:37	*FIELD GOAL	9-28	3:01#
GSU	2nd	G24	04:06	Kickoff	G33	02:10	Punt	5-9	1:56
GSU	2nd	G21	01:23	Kickoff	G43	00:19	Punt	5-22	1:04
GSU	3rd	G24	14:53	Kickoff	G29	13:47	Punt	3-5	1:06
GSU	3rd	G20	11:11	Kickoff	T38	09:20	Downs	6-42	1:51
GSU	3rd	G20	08:02	Kickoff	G48	04:45	Punt	8-28	3:17
GSU	3rd	G15	02:47	Punt	G15	01:54	Punt	3-0	0:53
GSU	3rd	T46	00:48	Interception	T46	14:04	Fumble	5-0	1:44
GSU	4th	G18	08:32	Kickoff	G19	07:17	Interception	3-1	1:15
GSU	4th	G20	05:40	Kickoff	T00	00:58	*TOUCHDOWN	12-80	4:42#
UT	1st	T22	15:00	Kickoff	G00	10:46	*TOUCHDOWN	13-78	4:14#
UT	1st	G39	03:55	Kickoff	G21	02:38	Missed FG	5-18	1:17#
UT	2nd	T40	14:51	Punt	T49	13:04	Punt	3-9	1:47
UT	2nd	G40	11:28	Punt	G00	10:58	*TOUCHDOWN	2-40	0:30#
UT	2nd	T34	09:03	Punt	T41	08:38	Fumble	2-7	0:25
UT	2nd	T27	05:31	Kickoff	G00	04:11	*TOUCHDOWN	4-73	1:20
UT	2nd	T21	02:10	Punt	G00	01:29	*TOUCHDOWN	3-79	0:41#
UT	2nd	T16	00:19	Punt	T14	00:00	End of half	1-2	0:19
UT	3rd	T28	13:47	Punt	G00	11:11	*TOUCHDOWN	6-72	2:36#
UT	3rd	T38	09:20	Downs	G00	08:02	*TOUCHDOWN	4-62	1:18#
UT	3rd	T26	04:45	Punt	G46	02:47	Punt	4-28	1:58
UT	3rd	T27	01:54	Punt	T45	00:48	Interception	4-18	1:06
UT	4th	T46	14:04	Fumble	G07	08:38	*FIELD GOAL	14-47	5:26#
UT	4th	G20	07:17	Interception	G00	05:47	*TOUCHDOWN	5-20	1:30#
UT	4th	T36	00:52	Kickoff	T31	00:00	End of half	3-5	0:52

GEORGIA STATE	1st Qtr	2nd Qtr	3rd Qtr	4th Qtr	1st Half	2nd Half	Total
Time of possession	09:18	09:52	08:02	07:06	19:10	15:08	34:18
3rd Down Conversions	1/4	1/6	1/5	1/4	2/10	2/9	4/19
Avg Field Position	G20	G28	G26	G19	G25	G24	G25
4th Down Conversions	1/1	0/0	0/1	2/2	1/1	2/3	3/4

TENNESSEE	1st Qtr	2nd Qtr	3rd Qtr	4th Qtr	1st Half	2nd Half	Total
Time of possession	05:42	05:08	06:58	07:54	10:50	14:52	25:42
3rd Down Conversions	3/4	0/1	0/2	2/6	3/5	2/8	5/13
Avg Field Position	T41	T33	T29	G46	T35	T40	T37
4th Down Conversions	0/0	0/0	0/0	2/2	0/0	2/2	2/2

■ Tennessee vs. Florida (Sept. 15)

Team	Qtr	Drive Started			Drive Ended			Consumed	
		Spot	Time	Obtained	Spot	Time	How Lost	PI-Yds	TOP
UF	1st	F10	13:22	Punt	F07	11:25	Punt	3-3	1:57
UF	1st	T35	09:03	Interception	T00	07:52	*TOUCHDOWN	3-35	1:11#
UF	1st	F04	05:53	Punt	F10	04:11	Punt	3-6	1:42
UF	1st	F21	02:54	Kickoff	F40	00:00	Punt	4-19	2:54
UF	2nd	F20	08:34	Kickoff	F39	05:01	Punt	8-19	3:33
UF	2nd	F17	03:19	Punt	T03	15:00	*FIELD GOAL	9-80	3:19#
UF	3rd	F24	14:54	Kickoff	T08	12:22	*FIELD GOAL	7-68	2:32#
UF	3rd	F28	07:25	Kickoff	F47	05:00	Downs	5-19	2:25
UF	3rd	F25	03:27	Punt	T00	03:15	*TOUCHDOWN	1-75	0:12
UF	3rd	F30	01:49	Interception	T00	00:30	*TOUCHDOWN	3-70	1:19
UF	4th	F18	14:05	Punt	F21	11:53	Punt	3-3	2:12
UF	4th	F22	11:27	Punt	T00	09:55	*TOUCHDOWN	3-78	1:32
UF	4th	F25	08:55	Punt	T33	06:44	*FIELD GOAL	5-42	2:11
UF	4th	F40	05:46	Punt	T31	00:00	End of half	9-29	5:46
UT	1st	T25	15:00	Kickoff	T50	13:22	Punt	4-25	1:38
UT	1st	T38	11:25	Punt	F43	09:03	Interception	6-19	2:22
UT	1st	T25	07:52	Kickoff	F45	05:53	Punt	5-30	1:59
UT	1st	T40	04:11	Punt	F00	03:02	*TOUCHDOWN	3-60	1:09#
UT	2nd	T24	15:00	Punt	F00	08:30	*TOUCHDOWN	16-76	6:20#
UT	2nd	T20	05:01	Punt	T46	03:19	Punt	4-26	1:42
UT	3rd	T19	12:16	Kickoff	F00	07:33	*TOUCHDOWN	12-81	4:43#
UT	3rd	F47	05:00	Downs	F45	03:27	Punt	3-2	1:33
UT	3rd	T25	03:15	Kickoff	T44	01:49	Interception	5-19	1:26
UT	3rd	T25	00:30	Kickoff	T49	14:05	Punt	5-24	1:25
UT	4th	T28	11:53	Punt	T28	11:27	Punt	3-0	0:26
UT	4th	T25	09:55	Kickoff	T25	08:55	Punt	3-0	1:00
UT	4th	T25	06:44	Kickoff	T17	05:46	Punt	3-8	0:58

TENNESSEE	1st Qtr	2nd Qtr	3rd Qtr	4th Qtr	1st Half	2nd Half	Total
Time of possession	07:08	08:02	08:18	03:19	15:10	11:37	26:47
3rd Down Conversions	0/3	3/5	3/4	0/4	3/8	3/8	6/16
Avg Field Position	T32	T22	T30	T26	T28	T28	T28
4th Down Conversions	0/0	1/1	0/0	0/0	1/1	0/0	1/1

FLORIDA	1st Qtr	2nd Qtr	3rd Qtr	4th Qtr	1st Half	2nd Half	Total
Time of possession	07:52	06:58	06:42	11:41	14:50	18:23	33:13
3rd Down Conversions	0/3	1/3	0/2	2/5	1/6	2/7	3/13
Avg Field Position	F25	F18	F26	F26	F22	F26	F24
4th Down Conversions	0/0	0/0	0/1	1/1	0/0	1/2	1/2

■ Tennessee vs. Akron (Sept. 22)

Team	Qtr	Drive Started			Drive Ended			Consumed	
		Spot	Time	Obtained	Spot	Time	How Lost	PI-Yds	TOP
AKRON	1st	T00	14:25	Interception	T00	14:25	*TOUCHDOWN	0-0	0:00
AKRON	1st	A25	09:55	Kickoff	A38	08:56	Interception	3-13	0:59
AKRON	1st	A25	06:55	Kickoff	A50	05:02	Punt	6-25	1:53
AKRON	1st	T28	04:20	Fumble	T27	03:27	*FIELD GOAL	4-1	0:53
AKRON									

■Tennessee at Georgia (Sept. 29)

Team	Qtr	Drive Started			Drive Ended			Consumed	
		Spot	Time	Obtained	Spot	Time	How Lost	PI-Yds	TOP
UT	1st	T21	08:47	Kickoff	T19	07:53	Punt	3-2	0:54
UT	1st	G00	07:44	Interception	G00	07:44	*TOUCHDOWN	0-0	0:00
UT	1st	T26	07:25	Kickoff	G16	02:39	*FIELD GOAL	10-58	4:46
UT	1st	T10	00:05	Kickoff	T39	12:38	Interception	6-29	2:27
UT	2nd	T25	11:48	Kickoff	T46	10:41	Punt	4-21	1:07
UT	2nd	T50	07:59	Punt	G00	04:53	*TOUCHDOWN	10-50	3:06
UT	2nd	G08	04:14	Fumble	G00	02:55	*TOUCHDOWN	3-8	1:19
UT	2nd	G18	01:42	Fumble	G00	00:42	*TOUCHDOWN	4-18	1:00
UT	3rd	T22	14:54	Kickoff	T39	12:19	Punt	5-17	2:35
UT	3rd	T35	10:12	Kickoff	T46	08:18	Punt	5-11	1:54
UT	3rd	T22	06:25	Kickoff	G00	04:13	*TOUCHDOWN	5-78	2:12
UT	3rd	T25	03:06	Kickoff	G10	00:45	Missed FG	6-65	2:21
UT	4th	T40	13:16	Punt	G00	08:56	*TOUCHDOWN	13-60	4:20
UT	4th	T28	07:31	Punt	T50	05:55	Interception	4-22	1:36
UT	4th	T26	04:06	Punt	G31	01:22	Fumble	8-43	2:44
UT	4th	T35	00:15	Punt	T35	00:07	Interception	1-0	0:08

GA	1st	G16	15:00	Kickoff	T00	08:54	*TOUCHDOWN	13-84	6:06
GA	1st	G40	07:53	Punt	G35	07:44	Interception	1-5	0:09
GA	1st	G25	07:44	Kickoff	T00	07:31	*TOUCHDOWN	1-75	0:13
GA	1st	G25	02:39	Kickoff	T00	00:11	*TOUCHDOWN	8-75	2:28
GA	2nd	G44	12:38	Interception	T00	11:48	*TOUCHDOWN	2-56	0:50
GA	2nd	G01	10:41	Punt	G09	07:59	Punt	3-8	2:42
GA	2nd	G19	04:53	Kickoff	G08	04:14	Fumble	2-11	0:39
GA	2nd	G01	02:51	Kickoff	G18	01:42	Fumble	4-17	1:09
GA	2nd	G35	00:37	Kickoff	T32	15:00	*FIELD GOAL	4-33	0:37
GA	3rd	G31	12:19	Punt	T00	10:12	*TOUCHDOWN	6-69	2:07
GA	3rd	T46	08:18	Punt	T00	06:32	*TOUCHDOWN	4-46	1:46
GA	3rd	G19	04:08	Kickoff	T00	03:06	*TOUCHDOWN	3-81	1:02
GA	3rd	G20	00:45	Missed FG	G24	13:16	Punt	3-4	2:29
GA	4th	G25	08:56	Kickoff	G37	07:31	Punt	4-12	1:25
GA	4th	G36	05:55	Interception	G40	04:06	Punt	3-4	1:49
GA	4th	G31	01:22	Fumble	G29	00:15	Punt	3-2	1:07
GA	4th	G48	00:07	Interception	G47	00:00	End of half	1-1	0:07

GEORGIA		1st Qtr	2nd Qtr	3rd Qtr	4th Qtr	1st Half	2nd Half	Total
Time of possession		08:56	06:06	05:45	06:12	15:02	11:57	26:59
3rd Down Conversions		3/3	1/2	2/2	0/4	4/5	2/6	6/11
Avg Field Position		G26	G20	G31	G35	G22	G33	G27
4th Down Conversions		0/0	0/0	0/0	0/0	0/0	0/0	0/0

TENNESSEE		1st Qtr	2nd Qtr	3rd Qtr	4th Qtr	1st Half	2nd Half	Total
Time of possession		06:04	08:54	09:15	08:48	14:58	18:03	33:01
3rd Down Conversions		1/3	3/5	0/3	4/4	4/8	4/7	8/15
Avg Field Position		T19	G38	T26	T32	T43	T29	T35
4th Down Conversions		0/0	0/0	0/0	0/0	0/0	0/0	0/0

■Tennessee at Mississippi State (Oct. 13)

Team	Qtr	Drive Started			Drive Ended			Consumed	
		Spot	Time	Obtained	Spot	Time	How Lost	PI-Yds	TOP
UT	1st	T25	12:21	Kickoff	M00	08:51	*TOUCHDOWN	10-75	3:30
UT	1st	T25	03:09	Kickoff	T32	01:49	Punt	3-7	1:20
UT	2nd	M00	14:02	Kickoff	M00	14:02	*TOUCHDOWN	0-0	0:00
UT	2nd	T27	07:40	Kickoff	T28	06:24	Punt	3-1	1:16
UT	2nd	T21	02:20	Missed FG	T30	01:40	Punt	3-9	0:40
UT	2nd	T40	00:22	Punt	T40	00:13	Interception	1-0	0:09
UT	3rd	T18	14:54	Kickoff	M20	10:35	*FIELD GOAL	10-62	4:19
UT	3rd	T14	09:10	Punt	M00	04:07	*TOUCHDOWN	15-86	5:03
UT	3rd	T38	02:33	Punt	M42	00:43	Punt	4-20	1:50
UT	4th	T04	12:50	Punt	T09	11:22	Punt	3-5	1:28
UT	4th	T12	09:54	Punt	T30	09:12	Fumble	2-18	0:42
UT	4th	T42	07:53	Kickoff	M00	05:22	*TOUCHDOWN	5-58	2:31
UT	4th	T24	00:00	Kickoff	T24	00:00	End of half	0-0	0:00

MS	1st	M13	15:00	Kickoff	T14	12:21	*FIELD GOAL	8-73	2:39
MS	1st	M35	08:51	Kickoff	T00	03:09	*TOUCHDOWN	10-65	5:42
MS	1st	T40	01:49	Punt	T00	14:17	*TOUCHDOWN	6-40	2:32
MS	2nd	M27	13:55	Kickoff	T07	09:29	*FIELD GOAL	10-66	4:26
MS	2nd	T33	09:29	Kickoff	T00	07:46	*TOUCHDOWN	4-33	1:43
MS	2nd	M49	06:24	Punt	T21	02:20	Missed FG	10-30	4:04
MS	2nd	M23	01:40	Punt	M25	00:22	Punt	3-2	1:18
MS	2nd	M16	00:13	Interception	M14	00:00	End of half	1-2	0:13
MS	3rd	M23	10:28	Kickoff	M32	09:10	Punt	3-9	1:18
MS	3rd	M25	04:00	Kickoff	M23	02:33	Punt	3-2	1:27
MS	3rd	M20	00:43	Punt	T43	12:50	Punt	7-37	2:53
MS	4th	M37	11:22	Punt	M45	09:54	Punt	3-8	1:28
MS	4th	T30	09:12	Fumble	T00	07:58	*TOUCHDOWN	3-30	1:14
MS	4th	M25	05:22	Kickoff	T00	00:09	*TOUCHDOWN	12-75	5:13

MISSISSIPPI STATE		1st Qtr	2nd Qtr	3rd Qtr	4th Qtr	1st Half	2nd Half	Total
Time of possession		10:10	12:34	03:42	10:05	22:44	13:47	36:31
3rd Down Conversions		2/3	0/4	0/2	2/5	2/7	2/7	4/14
Avg Field Position		M36	M36	M22	M44	M36	M33	M35
4th Down Conversions		0/0	1/1	0/0	1/1	1/1	1/1	2/2

TENNESSEE		1st Qtr	2nd Qtr	3rd Qtr	4th Qtr	1st Half	2nd Half	Total
Time of possession		04:50	02:26	11:18	04:55	07:16	16:13	23:29
3rd Down Conversions		2/3	0/2	3/5	1/2	2/5	4/7	6/12
Avg Field Position		T25	T47	T23	T20	T39	T21	T30
4th Down Conversions		0/0	0/0	0/0	0/0	0/0	0/0	0/0

■Tennessee vs. Alabama (Oct. 20)

Team	Qtr	Drive Started			Drive Ended			Consumed	
		Spot	Time	Obtained	Spot	Time	How Lost	PI-Yds	TOP
UA	1st	A27	13:49	Punt	A33	12:13	Punt	3-6	1:36
UA	1st	T47	11:28	Punt	T00	08:18	*TOUCHDOWN	6-47	3:10
UA	1st	A30	03:38	Kickoff	T27	13:24	Missed FG	12-43	5:14
UA	2nd	T32	13:07	Interception	T00	11:23	*TOUCHDOWN	4-32	1:44
UA	2nd	A28	08:40	Punt	T00	06:55	*TOUCHDOWN	4-72	1:45
UA	2nd	A30	05:25	Kickoff	T17	01:24	*FIELD GOAL	8-53	4:01
UA	3rd	A25	15:00	Kickoff	T28	10:54	Missed FG	7-47	4:06
UA	3rd	A09	09:34	Punt	A06	07:29	Punt	3-3	2:05
UA	3rd	A33	06:27	Downs	T00	02:56	*TOUCHDOWN	6-67	3:31
UA	3rd	A20	01:19	Interception	T00	12:46	*TOUCHDOWN	6-80	3:33
UA	4th	A42	10:28	Downs	T00	09:07	*TOUCHDOWN	3-58	1:21
UA	4th	A18	06:34	Punt	A24	05:57	Fumble	2-6	0:37
UA	4th	A32	03:52	Kickoff	T42	00:00	End of half	6-26	3:52

UT	1st	T25	15:00	Kickoff	T32	13:49	Punt	3-7	1:11
UT	1st	T28	12:13	Punt	T30	11:28	Punt	3-2	0:45
UT	1st	T21	08:11	Kickoff	A14	03:38	*FIELD GOAL	11-65	4:33
UT	2nd	T27	13:24	Missed FG	T27	13:07	Interception	3-0	0:17
UT	2nd	T25	11:23	Kickoff	T35	08:40	Punt	4-10	2:43
UT	2nd	A48	06:43	Kickoff	A00	05:32	*TOUCHDOWN	3-48	1:11
UT	2nd	T22	01:15	Kickoff	T43	00:00	End of half	5-21	1:15
UT	3rd	T28	10:54	Missed FG	T35	09:34	Punt	3-7	1:20
UT	3rd	A42	07:29	Punt	A33	06:27	Downs	4-9	1:02
UT	3rd	T38	02:45	Kickoff	A21	01:19	Interception	3-41	1:26
UT	4th	T25	12:46	Kickoff	A42	10:28	Downs	7-33	2:18
UT	4th	T25	09:07	Kickoff	T41	06:34	Punt	5-16	2:33
UT	4th	A24	05:57	Fumble	A03	03:57	*FIELD GOAL	6-21	2:00

ALABAMA		1st Qtr	2nd Qtr	3rd Qtr	4th Qtr	1st Half	2nd Half	Total
Time of possession		08:24	09:13	11:01	08:09	17:37	19:10	36:47
3rd Down Conversions		2/3	2/4	1/3	1/2	4/7	2/5	6/12
Avg Field Position		A36	A42	A21	A30	A39	A25	A31
4th Down Conversions		0/0	0/0	0/0	0/0	0/0	0/0	0/0

TENNESSEE		1st Qtr	2nd Qtr	3rd Qtr	4th Qtr	1st Half	2nd Half	Total
Time of possession		06:36	05:47	03:59	06:51	12:23	10:50	23:13
3rd Down Conversions		2/5	0/3	0/2	0/3	2/8	0/5	2/13
Avg Field Position		T24	T31	T41	T42	T28	T41	T34
4th Down Conversions		0/0	0/0	0/1	0/1	0/0	0/2	0/2

■Tennessee at South Carolina (Oct. 27)

Team	Qtr	Drive Started			Drive Ended			Consumed	
		Spot	Time	Obtained	Spot	Time	How Lost	PI-Yds	TOP
UT	1st	T25	15:00	Kickoff	T31	13:43	Punt	3-6	

■ Tennessee vs. Troy (Nov. 3)

Team	Qtr	Spot	Drive Started			Drive Ended			Consumed	
			Time	Obtained	Spot	Time	How Lost	PI-Yds	TOP	
TROY	1st	V22	15:00	Kickoff	T19	11:09	*FIELD GOAL	10-59	3:51	
TROY	1st	V25	07:36	Kickoff	T00	04:42	*TOUCHDOWN	8-75	2:54	
TROY	1st	V25	03:03	Kickoff	V31	02:14	Punt	3-6	0:49	
TROY	1st	V09	00:22	Kickoff	V50	11:43	Punt	9-41	3:39	
TROY	2nd	V28	10:59	Kickoff	T00	06:40	*TOUCHDOWN	12-72	4:19	
TROY	2nd	V34	05:08	Punt	T00	04:37	*TOUCHDOWN	2-66	0:31	
TROY	2nd	V21	03:33	Missed FG	T00	01:12	*TOUCHDOWN	7-79	2:21	
TROY	3rd	V35	11:47	Kickoff	T00	07:31	*TOUCHDOWN	9-65	4:16	
TROY	3rd	V04	05:18	Fumble	T24	00:34	*FIELD GOAL	12-72	4:44	
TROY	4th	V20	13:29	Kickoff	T29	10:07	Downs	9-51	3:22	
TROY	4th	V09	08:39	Punt	V33	06:05	Punt	5-24	2:34	
TROY	4th	V07	04:40	Punt	T00	03:14	*TOUCHDOWN	3-93	1:26	
TROY	4th	V27	02:48	Kickoff	V30	02:11	Punt	3-3	0:37	
TROY	4th	V07	01:18	Kickoff	T40	00:00	Downs	9-53	1:18	
UT	1st	T35	11:09	Kickoff	V00	07:36	*TOUCHDOWN	13-65	3:33	
UT	1st	T47	04:34	Kickoff	V00	03:03	*TOUCHDOWN	4-53	1:31	
UT	1st	V47	02:14	Punt	V00	00:44	*TOUCHDOWN	5-47	1:30	
UT	2nd	T19	11:43	Punt	V00	11:06	*TOUCHDOWN	2-81	0:37	
UT	2nd	T28	06:33	Kickoff	T34	05:08	Punt	3-6	1:25	
UT	2nd	T25	04:37	Kickoff	V21	03:33	Missed FG	6-54	1:04	
UT	2nd	T25	01:12	Kickoff	V02	15:00	*FIELD GOAL	6-73	1:12	
UT	3rd	T31	14:53	Kickoff	V14	11:47	*FIELD GOAL	7-55	3:06	
UT	3rd	T44	07:27	Kickoff	V04	05:18	Fumble	7-52	2:09	
UT	3rd	T10	00:28	Kickoff	V00	13:38	*TOUCHDOWN	8-90	1:50	
UT	4th	T29	10:07	Downs	T49	08:39	Punt	5-20	1:28	
UT	4th	T23	06:05	Punt	V42	04:40	Punt	6-35	1:25	
UT	4th	T39	03:10	Kickoff	V00	02:54	*TOUCHDOWN	1-61	0:16	
UT	4th	T34	02:11	Punt	V00	01:25	*TOUCHDOWN	6-66	0:46	
UT	4th	T40	00:00	Downs	T40	00:00	End of half	0-0	0:00	

TROY	1st Qtr	2nd Qtr	3rd Qtr	4th Qtr	1st Half	2nd Half	Total
Time of possession	08:18	10:35	09:00	09:39	18:53	18:39	37:32
3rd Down Conversions	0/2	4/6	4/5	2/6	4/8	6/11	10/19
Avg Field Position	V20	V27	V19	V14	V23	V15	V19
4th Down Conversions	0/0	1/1	0/0	0/2	1/1	0/2	1/3

TENNESSEE	1st Qtr	2nd Qtr	3rd Qtr	4th Qtr	1st Half	2nd Half	Total
Time of possession	06:42	04:25	06:00	05:21	11:07	11:21	22:28
3rd Down Conversions	2/3	0/3	1/2	1/3	2/6	2/5	4/11
Avg Field Position	T45	T24	T28	T31	T33	T30	T31
4th Down Conversions	1/1	0/0	0/0	0/0	1/1	0/0	1/1

■ Tennessee vs. Missouri (Nov. 10)

Team	Qtr	Spot	Drive Started			Drive Ended			Consumed	
			Time	Obtained	Spot	Time	How Lost	PI-Yds	TOP	
MU	1st	M08	12:26	Fumble	M13	11:36	Punt	3-5	0:50	
MU	1st	M37	10:14	Punt	M44	07:32	Punt	5-7	2:42	
MU	1st	T00	03:55	Kickoff	T00	03:55	*TOUCHDOWN	0-0	0:00	
MU	1st	M26	00:56	Missed FG	M40	14:53	Interception	4-14	1:03	
MU	2nd	M25	09:47	Kickoff	M28	07:26	Punt	3-3	2:21	
MU	2nd	M25	04:10	Kickoff	T40	00:02	Downs	9-35	4:08	
MU	3rd	M23	14:53	Kickoff	T00	14:38	*TOUCHDOWN	1-77	0:15	
MU	3rd	M18	12:47	Punt	T37	09:15	Fumble	9-45	3:32	
MU	3rd	M35	08:03	Kickoff	T00	04:12	*TOUCHDOWN	9-65	3:51	
MU	3rd	M20	01:41	Punt	T46	12:19	Punt	10-34	4:22	
MU	4th	M28	08:15	Punt	M43	05:32	Punt	6-15	2:43	
MU	4th	M24	04:43	Punt	T00	00:47	*TOUCHDOWN	11-76	3:56	
MU	OT	T25	15:00	Possession	T00	15:00	*TOUCHDOWN	2-25	0:00	
MU	OT	T25	15:00	Possession	T00	15:00	*TOUCHDOWN	3-25	0:00	
MU	OT	T25	15:00	Possession	T00	15:00	*TOUCHDOWN	4-25	0:00	
MU	OT	M18	15:00	Downs	M18	15:00	Possession	0-0	0:00	
MU	OT	T25	15:00	Possession	T17	15:00	*FIELD GOAL	4-8	0:00	
UT	1st	T28	15:00	Kickoff	M07	12:26	Fumble	6-65	2:34	
UT	1st	T21	11:36	Punt	T21	10:14	Punt	3-0	1:22	
UT	1st	T12	07:32	Punt	M00	04:08	*TOUCHDOWN	9-88	3:24	
UT	1st	T44	03:45	Kickoff	M25	00:56	Missed FG	8-31	2:49	
UT	2nd	T27	14:53	Interception	M00	09:56	*TOUCHDOWN	12-73	4:57	
UT	2nd	T22	07:26	Punt	M00	04:10	*TOUCHDOWN	9-78	3:16	
UT	2nd	T40	00:02	Downs	T38	00:00	End of half	1--2	0:02	
UT	3rd	T18	14:31	Kickoff	M49	12:47	Punt	6-33	1:44	
UT	3rd	M30	09:15	Fumble	M00	08:03	*TOUCHDOWN	3-30	1:12	
UT	3rd	T33	04:07	Kickoff	M39	01:41	Punt	5-28	2:26	
UT	4th	T01	12:19	Punt	T33	08:15	Punt	8-32	4:04	
UT	4th	T15	05:32	Punt	T17	04:43	Punt	3-2	0:49	
UT	4th	T39	00:43	Kickoff	T39	00:00	End of half	2-0	0:43	
UT	OT	M25	15:00	Possession	M00	15:00	*TOUCHDOWN	3-25	0:00	
UT	OT	M25	15:00	Possession	M00	15:00	*TOUCHDOWN	5-25	0:00	
UT	OT	M25	15:00	Possession	M00	15:00	*TOUCHDOWN	5-25	0:00	
UT	OT	M25	15:00	Possession	M18	15:00	Downs	4-7	0:00	

MISSOURI	1st Qtr	2nd Qtr	3rd Qtr	4th Qtr	1st Half	2nd Half	Total
Time of possession	04:41	06:45	09:26	09:20	11:26	18:46	30:12
3rd Down Conversions	1/3	1/3	3/5	1/6	2/6	4/11	8/20
Avg Field Position	M42	M25	M24	M26	M36	M24	M30
4th Down Conversions	0/0	0/1	1/1	3/3	0/1	4/4	4/5

TENNESSEE	1st Qtr	2nd Qtr	3rd Qtr	4th Qtr	1st Half	2nd Half	Total
Time of possession	10:19	08:15	05:34	05:40	18:34	11:14	29:48
3rd Down Conversions	2/4	1/1	0/2	1/3	3/5	1/5	5/13
Avg Field Position	T26	T29	T40	T18	T27	T29	T28
4th Down Conversions	0/0	0/0	0/0	0/0	0/0	0/0	1/2



► THE LAST TIME TENNESSEE...

INDIVIDUAL

Rushed for 100 yards - 132, Marlin Lane vs. Troy, 11/3/12
Rushed for 200 yards - 223, Arion Foster vs. Vanderbilt, 11/19/05
Rushed for 250 yards - 294, Chuck Webb vs. Mississippi, 11/18/89
Passed for 300 yards - 404, Tyler Bray vs. Missouri, 11/10/12
Passed for 400 yards - 404, Tyler Bray vs. Missouri, 11/10/12
Passed for 500 yards - 530, Tyler Bray vs. Troy, 11/3/12
Had 100 yards receiving - 141, J. Hunter, 129, Mychal Rivera vs. Missouri 11/10/12
Had 150 yards receiving - 219, C. Patterson, 181, J. Hunter vs. Troy, 11/3/12
Had 200 yards receiving - 219, Cordarrelle Patterson, vs. Troy, 11/3/12
Returned inside kick for TD - 44, Bret Smith at S. Carolina, 10/30/04
Returned conventional kickoff for TD - 98, Cordarrelle Patterson at Miss. St, 10/13/12
Returned kickoff 100 yards - Leonard Scott vs. Georgia, 10/9/99
Returned punt for TD - 53, Mark Jones vs. Vanderbilt, 11/22/03
Returned punt at least 75 yards - 86, Terry Fair vs. Arkansas, 11/16/96 (TD)
Returned blocked punt for TD -20, Antonio Wardlow vs. La-Lafayette, 11/3/07
Returned blocked FG for TD - 90, Tyrone Hines vs. S. Carolina, 10/28/95
Returned pass INT for TD - 1, Byron Moore at Georgia, 9/29/12 (35 yards)
Returned a fumble for TD - 18, Parys Haralson vs. Alabama, 10/23/04
Returned an extra point for a score - 97, Floyd Miley vs. Mississippi (at Memphis), 11/17/90 (blocked kick return)
Rushed for three TDs - 3, Montario Hardesty at Kentucky, 11/28/09
Threw four TD passes - 4, Tyler Bray vs. Missouri, 11/10/12
Caught three TD passes - 3, Justin Hunter vs. Troy, 11/3/12
Made four FGs - 4, Derrick Brodus vs. Akron, 9/22/12
Had an 80-yard run - 87, LaMarcus Coker at Vanderbilt, 11/18/06
Had an 80-yard completion - 81, Tyler Bray to Justin Hunter vs. Montana, 9/4/11
Had 20+ tackles - 21, A.J. Johnson at Mississippi State, 10/13/12
Recorded three sacks - 3, Jerod Mayo vs. California, 9/2/06
Forced two fumbles - 2, Rico McCoy vs. South Carolina, 10/31/09
Intercepted two passes - 2, Byron Moore vs. Akron, 9/22/12
Intercepted three passes - 3, Deon Grant vs. Auburn 10/2/99
Made a 50-yard FG - 52, Michael Palardy at Alabama, 10/22/11

TEAM

Shut out an opponent - 24-0 vs. MTSU, 11/5/11
Shut out consecutive opponents - at Vanderbilt and vs. Kentucky, 11/23-30/02 (both scores were 24-0)
Rushed for more than 300 yards - 332, vs. UT Martin, 9/4/10 (43 att.)
Rushed for more than 400 yards - 406, vs. Vanderbilt, 11/26/94 (60 att.)
Passed for more than 300 yards - 432 vs. Missouri, 11/10/12 (38-for-55)
Passed for more than 400 yards - 432 vs. Missouri, 11/10/12 (38-for-55)
Had more than 500 yards total off. - 585 vs. Missouri, 11/10/12 (432 pass, 153 rush)
Had more than 600 yards total off. - 718 vs. Troy, 11/3/12 (530 pass, 188 rush)
Scored 50 points - 55, vs. Troy, 11/3/12 (Score: 55-48)
Scored 60 points - 63, vs. Western Kentucky, 9/5/09 (Score: 63-7)
Scored 70 points - 70, vs. Louisiana-Monroe, 9/23/00 (Score: 70-3)
Failed to rush for 100 yards - 91 at South Carolina, 10/27/12 (27 att.)
Failed to pass for 100 yards - 63, at Alabama, 10/22/11 (9-of-18)
Held opponent to fewer than 100 yards rushing - 92, vs. Georgia State, 9/8/12 (41 att.)
Held opponent to fewer than 100 yards passing - 15, at Kentucky, 11/26/11 (4-of-6)
Held opponent to fewer than 100 yards total off. - 83, vs. W. Ky, 9/5/09 (34 rush, 49 pass)
Held opponent without a TD - vs. MTSU, 11/5/11 (Score: Tennessee 24-0)
Failed to get a first down - vs. Auburn, 9/27/58 (Score: Auburn 13-0)
Scored a safety - vs. NC State 8/31/12 (C. Maggitt sack, forced fumble)
Committed no turnovers - vs. MTSU 11/5/11, vs. Georgia, 10/8/11 and vs. Montana, 9/4/11
Committed no penalties - vs. LSU (in Atlanta, SEC Champ. Game), 12/1/07
Never had to punt - vs. Western Ky., 9/5/09 (15 off. possessions in 63-7 win)
Blocked a punt - vs. Troy, 11/3/11 (Dontavis Sapp)
Blocked a field goal - vs. Cincinnati, 9/10/11 (Justin Hunter)
Blocked a PAT - at Georgia, 9/29/12 (Daniel McCullers on PAT)
Faked a punt - at Alabama, 10/22/11 (Michael Palardy 5-yard pass to Anthony Anderson)
Successfully faked punt for 1st down - at Alabama, 10/22/11 (M. Palardy pass to A. Anderson)
Faked a FG - vs. Missouri, 11/10/12 (T. Drummer rush for TD in 2OT)
Attempted 2-pt conversion - vs. Missouri, 11/10/12 (Bray pass failed)
Scored 2-pt conversion - at Kentucky, 11/24/07 (A. Rogers pass from E. Ainge in 4th OT)
Attempted inside kick - vs. South Carolina, 10/29/11 (out of bounds)
Two players w/ 100 yards rushing - M. Hardesty (160) & B. Brown (104) vs. W. Ky, 9/5/09
Three players with 100 yards rushing - J.Stewart (145), A.Hayden (115) & M.Phillips (107) vs. Vanderbilt, 11/30/91
Two players w/ 100 yards passing - T. Bray (159) & M. Simms (153) at S. Carolina, 10/30/10
Two players w/ 100 yards receiving - J. Hunter (141) & M. Rivera (129) vs. Missouri, 11/10/12
Lost OT game - vs. Missouri, 11/10/12 (Score: MIZZOU 51-48, 4OT)
Won OT game - vs. Vanderbilt, 11/19/11 (Score: UT 27-21, OT)
Won game on last play - vs. Vanderbilt, 11/19/11 (UT 27-21, OT, 90-yd Eric Gordon INT)
Lost game on last play - OT field goal vs. Missouri, 11/10/12 (Score: MU 51-48, 4 OT)
Rallied from down 14 to win - vs. Vanderbilt, 11/17/07 (trailed 24-9 in 4th quarter and won, 25-24)
Beat ranked opponent - vs. #21 South Carolina, 10/31/09 (Score: Tennessee 31-13)
Beat team ranked in top 15 - vs. #15 South Carolina, 10/27/07 (Score: Tennessee 27-24 OT)
Beat team ranked in top five - at #4 LSU, 9/26/05 (Score: Tennessee 30-27 ot)

► THE LAST TIME AN OPPONENT...

INDIVIDUAL

Rushed for 100 yards - 153, Kendial Lawrence, vs. Missouri, 11/10/12
Rushed for 200 yards - 282, Dexter McCluster, at Mississippi, 11/14/09 (25 attempts)
Rushed for 250 yards - 282, Dexter McCluster, at Mississippi, 11/14/09 (25 attempts)
Passed for 300 yards - 393, Corey Robinson, vs. Troy, 11/3/12
Passed for 400 yards - 430, Andre' Woodson, at Kentucky, 11/24/07 (4 ot)
Passed for 500 yards - Never
Had 100 yards receiving - 147, Eric Thomas, 144, Chip Reeves, vs. Troy, 11/3/12
Had 150 yards receiving - 162, Amari Cooper, Alabama, 10/20/12
Had 200 yards receiving - 221, Julio Jones, Alabama, 10/23/10
Returned a kickoff for TD - 87, Jimmy Hunt, Missouri, 11/10/12
Returned a kickoff 100 yards - Brandon Boykin, Georgia, 10/10/09
Returned a punt for TD - 60, Joe Adams, at Arkansas, 11/12/11
Returned a blocked punt for TD - 17, Sean Westgate, at UCLA, 9/1/08
Returned a pass interception for TD - 44, Avis Commack, Akron, 9/22/12
Returned a fumble for TD - 0, Jake Ricks, at Auburn, 9/27/08 (recovered in end zone)
Returned an extra point for score Quinton Reese, Auburn (SEC Championship), 12/6/97 (yardage not recorded)
Returned a punt at least 75 yards - 80, Kenjon Barner, Oregon, 9/11/10 (TD)
Rushed for three TDs - 3, Todd Gurley, at Georgia, 9/29/12
Rushed for four TDs - 4, Dexter McCluster, at Mississippi, 11/14/09
Threw four TD passes - 4, James Franklin, vs. Missouri, 11/10/12
Caught three TD passes - 3, Josh Reed, at LSU, 9/30/00 (overtime)
Made four FGs - 4, Robert Stein, Akron, 9/22/12
Had an 80-yard run - 80, Tre Burton, Florida, 9/15/12
Had an 80-yard completion - 83, John Brantley to Chris Rainey, at Florida, 9/17/11
Recorded three sacks - 5, Alex Brown, at Florida, 9/18/99
Intercepted two passes - 2, Archibald Barnes, Vanderbilt, 11/19/11
Made a 50-yard FG - 50, Leigh Tiffin, Alabama, 10/24/09

TEAM

Shut out Tennessee - 31-0, Florida, 9/17/94
Shut out Tennessee in consecutive games - at Kentucky and vs. Vanderbilt, 11/19-26/59 (Scores: 20-0, 14-0)
Rushed for more than 300 yards - 348, vs. Florida, 9/15/12
Rushed for more than 400 yards - 409, Nebraska, 1/2/98 (Orange Bowl)
Passed for more than 300 yards - 496, vs. Troy, 11/3/12 (38-of-60)
Had more than 600 yards total offense - 721, vs. Troy, 11/3/12
Scored 50 points - 51, Missouri, 11/10/12 (Score: Missouri 51-48 4OT)
Scored 60 points - 62, Florida, 11/16/95 (Score: Florida 62-37)
Scored 70 points - 70, Trinity (present-day Duke), 11/4/1893 (Score: Trinity 70-0)
Failed to rush for 100 yards - 92, Georgia State, 9/8/12 (41 attempts)
Failed to pass for 100 yards - 15, at Kentucky, 11/26/11 (4-of-6)
Held Tennessee to fewer than 100 yards rushing - 91, at S. Carolina, 10/27/12 (27 att.)
Held Tennessee to fewer than 100 yards passing - 63, at Alabama, 10/22/11 (9-of-18)
Held Tennessee to fewer than 100 yards total offense - 59, vs. Alabama, 10/18/80
Held Tennessee without TD - vs. South Carolina, 10/29/11 (Score: South Carolina 14-3)
Scored a safety - Montana, 9/4/11 (Tauren Poole tackled in end zone)
Blocked a punt - at Georgia, 9/29/12 (Marc Deas)
Returned a blocked punt for TD - 17, at UCLA, 9/1/08 (Sean Westgate)
Blocked a FG - at Kentucky, 11/26/11 (blocked by Alvin Dupree)
Blocked two FGs - at Alabama, 10/24/09 (Terrence Cody blocked both)
Returned punt and kickoff for TD in same game - at Georgia, 10/7/06 (M. Henderson 86 punt ret; Thomas Brown 99 kickoff ret)
Faked a punt - Florida, 9/15/12 (Matt Elam 5 run unsuccessful)
Successfully faked a punt for first down - Florida, 9/18/10 (Omarius Hines 36 run)
Failed 2-pt conversion - Cincinnati, 9/10/11 (Z. Collaros inc. pass to A. McClung)
Scored 2-pt conversion - vs. Troy, 11/3/12 (Eric Thomas pass from Corey Robinson)
Attempted an inside kick - at Vanderbilt, 11/20/10 (UT's Denarius Moore recovered)
Recovered a successful inside kick - at Mississippi State, 10/13/12
Two players with 100 yards rushing - at Georgia, K. Marshall (164), T. Gurley (130), 9/29/12
Three players with 100 yards rushing - Mississippi, P.Hofer (119), J.Reed (115), M.Sweet (103), 11/15/75
Two players with 100 yards passing - Troy, Corey Robinson (393) and Deon Anthony (103), 11/3/12
Two players with 100 yards receiving - Troy, Eric Thomas (147) and Chip Reeves (144), 11/3/12
Won OT game - North Carolina (Music City Bowl), 12/30/10 (Score: NC 30-27, 2OT)
Lost OT game - Vanderbilt, 11/19/11 (Score: UT 27-21, OT)
Beat a ranked Tennessee team - Florida, 9/15/12 (Score: #18 UF 37, #23 UT 20)
Beat a Tennessee team ranked in the top 15 - LSU (SEC Championship Game), 12/1/07 (Score: LSU 21, No. 14 UT 14)
Beat a Tennessee team ranked in the top five - Florida, 9/17/05 (Score: Florida 16, No. 4 UT 7)

Highlighted - Accomplished during 2012 season



PLAYER NOTES

#39 BEN BARTHOLOMEW

FB/TE, 6-2, 252, Sr.-RS, Nashville, Tenn.

- One of nine fifth-year seniors on the team
- Vols starting fullback, also played as backup tight end
- Nine catches for 79 yards and first-career touchdown in 10 games played with five starts in 2012
- Had a 12-yard reception vs. Troy (11/3)
- First-career touchdown on a 10-yard reception at #19 Mississippi State (10/13); helped block for 213 rushing yards
- Hauled in an 8-yard catch, helped block for 197 rushing yards at #5 Georgia (9/29)
- Second two-catch game of the season with a pair of receptions for 21 yards vs. Akron (9/22)
- Second career multi-reception game with two catches for career-best 19 yards vs. NC State (8/31). Helped block for 524 yards of total offense including 191 rushing
- In 2011, emerged as starting fullback after opener, playing all 12 games with seven starts with six catches for 54 yards
- Third generation Vol, brother Will played from 1998-2001 and won 1998 National Championship, Grandfather Sam was captain of 1939 SEC Championship team
- Completed for Vols track & field team in shotput in 2010

>> Full profile on Record Book Page 52

CAREER STATS

Receiving	GP/GS	No	Yds	Avg	Per/G	TD	Long	High Yd
2009	2/0	0	0	0.0	0.0	0	--	--
2010	5/0	0	0	0.0	0.0	0	--	--
2011	12/7	6	54	9.0	4.5	0	18-Mon	18-Mon
2012	10/5	9	79	8.9	7.9	1	13-2x	20-Akr
Totals	29/12	15	133	8.9	4.6	1	18-Mon	20-Akr

CAREER HIGHS

Catches	2 three times, last vs. Akron, 9/23/12
Receiving Yards	20 vs. Akron, 9/23/12
Touchdowns	1 at Mississippi State, 10/13/12

GAME-BY-GAME

2011 Opp.	Rec-Yds-TD, Lg	2012 Opp.	Rec-Yds-TD, Lg
Montana	1-18-0, 18	vs. NC State	2-19-0, 13
Cincinnati	1-8-0, 8	Ga. State	0-0-0
at Florida	0-0-0	Florida	0-0-0
Buffalo	2-12-0, 8	Akron	2-21-0, 13
Georgia	0-0-0	at Georgia	1-8-0, 8
LSU	1-6-0, 6	at Miss State	1-10-1, 10
at Alabama	0-0-0	Alabama	1-4-0, 4
South Carolina	0-0-0	at S. Carolina	0-0-0
MTSU	1-10-0, 10	Troy	1-12-0, 12
at Arkansas	0-0-0	Missouri	1-5-0, 5
Vanderbilt	0-0-0		
at Kentucky	0-0-0		

#86 WILLIE BOHANNON

LB, 6-2, 253, Sr.-RS, Mobile, Ala.

- One of nine fifth-year seniors on the team
- Moved to JACK linebacker position in final year after playing on defensive line for first four seasons
- 17 tackles, 2.5 TFL, sack, forced fumble, fumble recovery
- Three tackles vs. #1 Alabama (10/20)
- Career-high five tackles at #19 Miss State (10/13)
- Sack, forced fumble and fumbled recovery, two QB hurries along with two tackles in start vs. Georgia State (9/8)
- In 2011, played 12 games, had 27 tackles, 2.5 TFLs, 1.5 sacks.
- Shared 2011 Fourth Quarter Off-Season Award, presented for attitude, discipline, toughness, effort & team

>> Full profile on Record Book Page 53

CAREER STATS

Defense	GP/GS	UT	AT	TT	Sack	TFL	FF	FRPD	Int	High Tk
2009	13/1	7	7	14	1-7	2-12	1	1	1	0-0
2010	11/0	5	4	9	2-12	3.5-17	0	0	0	0-0
2011	12/3	8	19	27	1.5-12	2.5-13	0	0	4	0-0
2012	10/1	4	13	17	1-9	2.5-12	1	1	1	0-0
Totals	46/5	24	43	67	5.5-40	10.5-54	2	2	6	0-0

CAREER HIGHS

Tackles	5 at Mississippi State, 10/13/12
Sacks	1 (5x, last vs. Georgia State, 9/8/12)
Quarterback Hurries	3 vs. Vanderbilt, 11/19/11

GAME-BY-GAME

2009 Opp.	U-A-T, Other	2010 Opp.	U-A-T, Other
W.Kentucky	0-0-0	UT-Martin	0-1-1, 0.5-1 tfl
UCLA	1-1-2, 1-7 sk, 1-7 tfl, ff	Oregon	0-0-0
at Florida	0-0-0	Florida	0-0-0
Ohio	0-2-2	UAB	0-1-1
Auburn	0-0-0	at LSU	DNP
Georgia	0-1-1	at Georgia	2-1-3, 1-7 sk, 1-7 tfl

at Alabama	0-0-0	Alabama	1-0-1
South Carolina	3-0-3, 1-5 tfl	at S. Carolina	DNP
Memphis	2-1-3	at Memphis	0-1-1
at Mississippi	0-1-1	Mississippi	1-0-1, 1-4 tfl
Vanderbilt	0-0-0	at Vanderbilt	1-0-1, 1-5 sk, 1-5 tfl
at Kentucky	0-1-1, fr	Kentucky	0-0-0
Va. Tech (Bowl)	0-1-1	UNC (Bowl)	0-0-0

GAME-BY-GAME

2011 Opp.	U-A-T, Other	2012 Opp.	U-A-T, Other
Montana	1-1-2	vs. NC State	0-0-0
Cincinnati	0-1-1	Ga. State	2-0-2, 1-9 sk, 1-9 tfl, ff, fr, 2q
at Florida	2-0-2, 1-10 sk, 1-10 tfl	Florida	0-1-1, 0.5-1 tfl
Buffalo	0-3-3, qh	Akron	0-0-0
Georgia	0-0-0	at Georgia	0-1-1
LSU	3-0-3	at Miss State	1-4-5, 0.5-0 tfl
at Alabama	0-3-3	Alabama	0-3-3
South Carolina	2-1-3, 0.5-2 sk, 0.5-2 tfl	at So. Carolina	0-0-0 qh
MTSU	0-1-1	Troy	0-3-3, 0.5-2 tfl
at Arkansas	0-3-3	Missouri	1-1-2
Vanderbilt	0-2-2, 3 qh		
at Kentucky	1-3-4, 1-1 tfl		

#8 TYLER BRAY

QB, 6-6, 215, Jr., Kingsburg, Calif.

- Named to Preseason Watch Lists for Davey O'Brien National Quarterback of the Year, Manning Award and 77th annual Maxwell Award as nation's top player
- 2012 Preseason All-SEC Third Team selection by Athlon, Lindy's
- Named 2012 Preseason Lindy's "Strongest Arm in SEC"
- Rising on Tennessee all-time career lists in various stats, having played just 26 college games:
 - Fourth in touchdowns (64), next #3 Erik Ainge (72)
 - Fourth in pass yards (7,048) next, #3 Erik Ainge (8,700)
 - Fifth in completions (509), next #4 Andy Kelly (514)
 - Fourth in attempts (859), next #3 Erik Ainge (1,210)
- Among all active quarterbacks in the NCAA ranks:
 - Second in total offense per play (7.49)
 - Sixth in passing yards per game (271.1)
 - Tied for ninth in career passing touchdowns (64)
 - Ninth in total offense per game (264.2)
 - 14th in passing efficiency (146.71)
- 12-10 record in 22 starts with 307 passing yards per game with 300 or more passing yards in 12 of those games

• Among active SEC QBs, has most career 300-yard games

- **UT Record 530 passing yards vs. Troy, breaking Peyton Manning's record of 523 vs. Kentucky in 1997**
- **530 passing yards is second-most by an SEC quarterback to Georgia's Eric Zeier (544) in 1993**

- Four career 400-yard passing games, only Vol other than Peyton Manning (three times) to throw for 400 yards in a game in Tennessee history
- 12 career 300-yard games including six this season
- Two career games with five TD passes
- Nine career games with four TD passes of more
- Three of more TD passes in 12 games, all in last 21 games
- Multiple touchdown passes in 20 games, all in last 22, including nine games this season
- Six-game streak of multiple touchdowns, third-longest in UT history; owns record of 10, Manning had seven
- Completed 14 consecutive passes (ending Georgia State game-13 and first pass vs. Florida) for third-longest streak in UT history behind Erik Ainge (15 in 2006) and No. 1 is Tee Martin with 25 in 1998
- In 2012, has 150.22 passing rating through nine games with 3,216 yards (321.6 per game) on 61.1 completion percentage with 29 touchdowns and 10 interceptions
- **Just the 4th Vols QB with a 3,000-yard passing season**
- Ranks among national leaders in 2012
 - Fourth in total passing yards with 3,216
 - Tied for fifth in passing touchdowns with 29
 - Sixth in NCAA in passing yards per game (321.6)
 - 14th in completions with 237
- 2012 season totals that rank on top 10 single-season lists:
 - 3rd in passing touchdowns (29)/Record: Manning (36)
 - 4th in passing yards (3,206)/Record: Manning (3,819)
 - 5th in completions (237)/Record: Ainge (325)
 - 4th in passing attempts (388)/Record: Ainge (519)
- **Tied school record for completions in a game with 37 vs. Missouri** - P.Manning (UF, 1996), A.J. Suggs (LSU, 2000)
- Began 2012 with 65 pass attempts without interception
- Third 400-yard game of 2012 with 404 yards on career-highs of 37 completions and 54 pass attempts with four touchdowns vs. Missouri (11/10); Tied school record for completions with 37, seventh-most attempts in a game
- **Set UT record with 530 passing yards on 29-of-47 with career-high tying five touchdowns vs. Troy (11/3)**
- Tossed four touchdown passes as part of 368 yards on 27-of-43 at #17 South Carolina (10/27)
- Threw for 281 yards on 24-of-45 with two touchdowns at

#5 Georgia (9/29)

- Second-career 400-yard passing game with 401 vs. Akron (9/22), completing 27-of-43 with four touchdowns
- Threw for 257 yards on 22-of-44 with two touchdowns and two INTs vs. #18 Florida (9/15)
- Became first Vol QB to punt since Heath Shuler with 41-yard boot vs. Florida
- Personal-best completion percentage at 90.0 (18-of-20) against Georgia State (9/8), throwing for 310 yards and four touchdowns
- One of nine finalists for the Manning Award Player of the Week after his performance vs. NC State (8/31)
- Began 2012 with 333 yards on 27-of-41 with two touchdowns vs. NC State (8/31)
- In 2011, returned to action against Vanderbilt (11/19/11) after missing five games with a fractured right thumb, suffered vs. Georgia (10/8/11)
- In 2011, named to preseason Manning, O'Brien, Maxwell Award Watch Lists
- Won first big career starts in regular season, winning all four starts in Nov. 2010
- Saw consecutive games streak with a TD pass (10) end against Georgia (10/8/11). Streak lasted from South Carolina (10/30/10) through Buffalo (10/11/11)
- **Owens UT record for consecutive games with multiple touchdown passes (10) set in 2011, breaking Peyton Manning's record (7) set in 1997**
- **Holds UT record for most passing yards in first four games of a season (in 2011) with 1,328, second is Peyton Manning (1,326) in 1997**
- **Also holds UT mark for most passing TDs in first four games of a season with 14. Manning had 12 to start '97**
- Tied for sixth on UT career list for consecutive games (10) with a TD pass (with Andy Kelly).
- **Set school record for completion percentage in a game (min. 30 att.) with 82.9, completing 34-of-41 for career-high 405 yards vs. Cincinnati (9/10)**
- **Became only second player in UT history (P. Manning three times) to throw for 400-plus yards in game with 405 vs. Cincinnati. That mark is fourth most in a game**
- Career-high 34 completions vs. Cincinnati ranks as sixth most in a game in UT history, three shy of record 37
- In 2010, set UT freshmen records for completions (125), attempts (224), passing yards (1,849), passing TDs (18)

>> Full profile on Record Book Page 56

CAREER STATS

Passing	GP/GS	Com	Att	TD	Int	Yds	Per/G	Long	High Yd
2010	9/5	125	224	18	10	1849	205.4	80-Miss	354-UK
2011	7/7	147	247	17	6	1983	283.3	81-Mon	405-UC
2012	10/10	237	388	29	10	3216	321.6	72-NCS	530-Troy
Totals	26/22	509	859	64	26	7048	271.1	81-Mon	530-Troy

CAREER HIGHS

Completions	37 vs. Missouri, 11/10/12 (T-1st in UT history)
Attempts	54 vs. Missouri, 11/10/12 (7th in UT history)
Comp Pct. (min 30 att)	82.5 vs. Cincinnati, 9/10/11 (1st in UT history)
Comp Pct. (min 20 att)	90.0 vs. Ga. State, 9/8/12 (2nd in UT history)
Yards	530 vs. Troy, 11/3/12 (1st in UT history)
Touchdowns	5 vs. Memphis, 11/6/10 & vs. Troy, 11/3/12 (T-2nd in UT history)
Longest Completion	81 vs. Montana, 9/3/11 (T-9th in UT history)
500-Yard Passing Games	1 (last 530 vs. Troy, 11/3/12)
400-Yard Passing Games	4 (last 404 vs. Missouri, 11/10/12)
300-Yard Passing Games	12 (last 404 vs. Missouri, 11/10/12)

GAME-BY-GAME STATISTICS

2010	Comp	Att	TD	INT	Pct.	Yards	Long
UT Martin	3	6	0	1	50.0	24	9
at Georgia	8	12	0	0	75.0	81	22
Alabama	5	14	0	1	35.7	39	16
South Carolina	9	15	2	1	60.0	159	62
at Memphis	19	33	5	0	57.6	325	42
Mississippi	18	34	3	0	52.9	323	80
at Vanderbilt	16	27	2	2	59.3	232	34
Kentucky	20	38	2	2	52.6	354	49
N. Carolina (bowl)	27	45	4	3	60.0	312	45

2011	Comp	Att	TD	INT	Pct.	Yards	Long
Montana	17	24	3	0	70.8	293	81
Cincinnati	34	41	4	0	82.9	405	33
at Florida	26	48	3	2	54.2	288	22
Buffalo	21	30	4	0	70.0	342	58
Georgia	18	33	0	0	54.5	251	27
Vanderbilt	16	33	2	2	48.5	189	22
at Kentucky	15	38	1	2	39.5	215	53

2012	Comp	Att	TD	INT	Pct.	Yards	Long
vs. NC State	27	41	2	0	65.9	333	72
Georgia State	18	20	4	0	90.0	310	45
Florida	22	44	2	2	50.0	257	42
Akron	27	43	4	1	63.0	401	48
at Georgia	24	45	2	3	53.3	281	62
at Miss State	13	24	2	1	54.2	148	26



Alabama	13	27	0	2	48.1	184	44
at South Carolina	27	43	4	1	62.5	368	61
Troy	29	47	5	0	61.7	530	58
Missouri	37	54	4	0	68.5	404	43

#17 BRENT BREWER

DB, 6-1, 214, Jr., Tyrone, Ga.

- Has 24 tackles in 10 games with two starts
- Returned to starting line-up at strong safety vs. Akron (9/22) after injured to Brian Randolph shuffled secondary
- Posted career-high with nine tackles at #5 Georgia (9/29)
- In first start since tearing ACL late in 2011 season, had four tackles vs. Akron (9/22)
- Made three tackles vs. #18 Florida (9/15)
- Opened 2012 with four tackles vs. NC State (8/31)
- Returned to action for 2012 after missing final four games of 2011 with torn ACL
- Had started 14 games in a row (last six of freshman year of 2010 through first eight of 2011), before suffering a season-ending torn ACL vs. South Carolina (10/29/11)
- Finished 2011 with 24 tackles with 3.0 TFL before injury
- Spent four years in minor league baseball with Milwaukee Brewers after being second-round MLB Draft pick in 2006
- Batted .240 with 17 home runs and 103 stolen bases as a shortstop/outfielder in 427 minor league games

>> Full profile on Record Book Page 58

CAREER STATS

Defense/GP/GS	UT	AT	TT	Sack	TFL	FF	FR	PD	Int	High Tk
2010	13/6	20	10	30	0-0	1-1	0	1	3	0-0
2011	8/8	16	8	24	0.5-2	3-8	0	0	0	0-0
2012	10/2	16	8	24	0-0	1-1	0	0	0	0-0
Totals	31/16	52	26	78	0.5-2	5-10	0	1	3	0-0

CAREER HIGHS

Tackles	9 at Georgia, 9/29/12
Tackles For Loss	1 four times, last at Georgia, 9/29/12

GAME-BY-GAME

2010 Opp.	U-A-T, Other	2011 Opp.	U-A-T, Other
UT-Martin	0-0-0	Montana	2-1-3, 0.5-2 tfl
Oregon	0-0-0	Cincinnati	2-4-6
Florida	0-0-0	at Florida	4-0-4, 1-1 tfl
UAB	0-0-0	Buffalo	1-0-1
at LSU	0-0-0	Georgia	1-1-2
at Georgia	0-0-0	LSU	1-1-2, 1-3 tfl
Alabama	2-4-6	at Alabama	0-0-0
at S. Carolina	2-2-4, pd	South Carolina	5-1-6, 0.5 sack
at Memphis	2-0-2	MTSU	DNP-INJ
Mississippi	5-3-8	at Arkansas	DNP-INJ
at Vanderbilt	3-0-3	Vanderbilt	DNP-INJ
Kentucky	3-1-4, 1-1 tfl, fr, pd	at Kentucky	DNP-INJ
UNC (Bowl)	3-0-3, pd		

2012 Opp.	U-A-T, Other	2012 Opp.	U-A-T, Other
vs. NC State	3-1-4	Alabama	0-0-0
Ga. State	1-0-1	at So. Carolina	1-0-1
Florida	2-1-3	Troy	0-0-0
Akron	2-2-4	Missouri	0-0-0
at Georgia	5-4-9, 1-1 tfl		
at Miss State	2-0-2		

#42 DERRICK BRODUS

PK/P, 5-11, 188, Jr., Maryville, Tenn.

- Walk-on kicker, who is competing with Michael Palardy for starting kicking duties in 2012, kicked in four games
- Has not kicked since Georgia (9/29) game
- **Tied Tennessee record for most kicking points in a game with 17 vs. Akron (9/22) on 4-4 FGs and 5-5 PATs (Tied Alex Walls 2002, Fuad Reveiz 1982 and Alan Duncan 1978)**
- Overall in 2012, made first six field goal attempts and is 6-of-7 overall along with 12-of-14 on PATs for 30 points
- Made 4-of-5 PATs, made a 34-yard field goal, but missed from 28 yards at #5 Georgia (9/29)
- **With 4-4 field goal game vs. Akron (9/22), made most field goals by a Vol since Daniel Lincoln in 2007; Four field goals made is tied for the second-most in a game this season in NCAA**
- **17 points vs. Akron is tied for most points by a kicker in NCAA in 2012**
- Served as starting kicker vs. #18 Florida (9/15) and made 2-of-3 PATs.
- Made 2012 debut vs. Georgia State (9/8), making a 25-yard field goal and adding a PAT in win
- Switched from No. 26 to No. 42 prior to Florida game
- Amazing story of walk-on kicker played out on Nov. 5, 2011 as he was sitting at home on his couch less than an hour before MTSU game, was taken by police escort to Neyland Stadium and kicked a 21-yard field goal and three PATs in first collegiate game

- Story was featured on Yahoo.com, ESPN and in Sports Illustrated
- High school soccer All-State selection in 2009, 2010 in leading Alcoa H.S. to Tenn. State titles in both seasons. Also kicked for football team as sophomore & junior

>> Full profile on Record Book Page 59

CAREER STATS

Kicking/GS	FG	Pct.	PAT	PTS	0-29	30-39	40-49	50+	LONG	
2011	1/1	1	1	100	3-3	6	1-1	0-0	0-0	21-MT
2012	4/3	6	7	85.7	12-14	30	4-5	2-2	0-0	37-Akr
Totals	5/4	7	8	87.5	15-17	36	5-6	2-2	0-0	37-Akr

CAREER HIGHS

Field Goals Made	4 vs. Akron, 9/22/12
Field Goals Att.	4 vs. Akron, 9/22/12
Points	17 vs. Akron, 9/22/12 (T-UT Record for Pts by Kicker)
Longest Conversion	37 vs. Akron, 9/22/12
Point After Conversions	5 vs. Akron, 9/22/12
Point After Attempts	5 vs. Akron, 9/22/12

GAME-BY-GAME

2011 Opp.	FG-FGA, Seq.	PATs
MTSU	1-1, (21)	3-3

2012 Opp.	FG-FGA, Seq.	PATs
Ga. State	1-1, (25)	1-1
Florida	0-0	2-3
Akron	4-4 (37)(23)(22)(28)	5-5
at Georgia	1-2 (34) 28	4-5

#78/89 ALEX BULLARD

OL/TE, 6-2, 300, Jr.-RS, Franklin, Tenn.

- Versatile lineman can play anywhere on the line
- Also seeing time as a reserve tight end, wearing No. 89
- Played in all 10 games in 2012, eight as a tight end, including starting vs. #1 Alabama (10/20) at tight end
- Started for second game in a row, but second position (right guard) at #17 South Carolina (10/27)
- Helped offense to 495.1 yards of offense per game (14th in NCAA), 334 yards of passing offense (7th in NCAA), just five sacks allowed (0.5 per game/second in NCAA)
- Vols have had five games with 500-plus yards of total offense, the most since posting six in 1997
- Added offense with blocking as Vols piled up school-record 718 yards of total offense vs. Troy (11/3)
- Played on O-line vs. Akron (9/22) and helped team to 633 yards of total offense
- In 2011, started all 12 games, first six at left guard and last six at center
- Earned 2011 Harvey Robinson Off-Season Award, honoring the offensive surprise of spring
- Nashville native played in three games with Notre Dame (2009-10) before coming home to Tennessee
- Late father, Louis, was offensive lineman with Seattle Seahawks (1978-80) and Jackson State

>> Full profile on Record Book Page 60

#53 J.R. CARR

DS, 5-10, 224, Jr.-RS., Lomita, Calif

- Former walk-on, serving as Vols starting deep snapper on both kicks and punts in 2012
- Has snapped 87 times in 2012: all 48 PAT attempts and 17 field goal attempts, plus all 42 punts in 2012
- Made college debut vs. NC State (8/31), snapped 11 times
- Awarded a scholarship prior to 2012 season
- Spent three seasons (2009-11) as a squad member

>> Full profile on Record Book Page 61

#87 JACOB CARTER

WR, 6-0, 180, So.-RS., Nashville, Tenn.

- Former walk-on, earned scholarship just prior to opener vs. NC State (8/31), has played in eight games
- Six catches for 103 yards with first-career touchdown
- Caught an 8-yard pass vs. Troy (11/3)
- Snagged a 16-yard pass at #17 South Carolina (10/27)
- Scored first-career TD on a 24-yard reception vs. Akron (9/22)
- Hauled in two receptions for 35 yards vs. Georgia State (9/8)
- Made college debut vs. NC State (8/31), on his 21st birthday and made first catch for 20 yards
- Emerged as a spring football star at receiver with 182 yards in 2012 Orange & White game and two scrimmages

>> Full profile on Record Book Page 62

CAREER STATS

Receiving	GP/GS	No Yds	Avg	Per/G	TD	Long	High Yd
2012	9/0	6	103	17.2	11.4	1	24-Akr

CAREER HIGHS

Catches	2 vs. Georgia State, 9/8/12
Receiving Yards	35 vs. Georgia State, 9/8/12
Touchdowns	1 vs. Akron, 9/22/12

GAME-BY-GAME

2012 Opp.	Rec-Yds-TD, Lg	2012 Opp.	Rec-Yds-TD, Lg
vs. NC State	1-20-0, 20	Alabama	0-0-0
Ga. State	2-35-0, 19	at So. Carolina	1-16-0, 16
Florida	0-0-0, 0	Troy	1-8-0, 8
Akron	1-24-1, 24	Missouri	0-0-0
at Georgia	DNP		
at Miss State	0-0-0		

#27 JUSTIN COLEMAN

DB, 5-10, 182, So., Brunswick, Ga.

- Played in 10 games with seven starts, totalling 47 tackles, ranking fourth on team
- Has 3.5 TFLs for 25 yards and three pass break-ups
- Inserted as starter at left cornerback in Akron game, in second season with Vols
- Over last five games, has 39 tackles (7.8 per game)
- Tallied eight tackles vs. Missouri (11/10)
- Notched seven tackles with a TFL vs. Troy (11/3)
- Set career-high for second week in a row with 13 tackles vs. #1 Alabama (10/20)
- Had nine tackles including 0.5 TFLs and two pass break-ups at #19 Miss State (10/13)
- Posted second 10-yard TFL in as many games as part of four tackles at #5 Georgia (9/29) in return to home state
- In first start of 2012, had two tackles including 10-yard TFL and a pass defended
- Played 2012 opener vs. NC State (8/31) and made tackle
- In 2011, played in all 12 games, starting four games at cornerback. Had 10 tackles and two pass breakups
- One of 16 true freshmen to play in 2011 with the Vols
- Was first true freshman defensive back to start for UT since Eric Berry (2007) when he started at left cornerback vs. Montana (9/4/11)

>> Full profile on Record Book Page 63

CAREER STATS

Defense/GP/GS	UT	AT	TT	Sack	TFL	FF	FR	PD	Int	High Tk
2011	12/4	10	0	10	0-0	0-0	0	2	0-0	5-Ark
2012	10/7	26	21	47	0-0	3.5-25	0	3	0-0	13-Ala
Totals	22/11	36	21	57	0-0	3.5-25	0	5	0-0	13-Ala

CAREER HIGHS

Tackles	13 vs. Alabama, 10/20/12
Tackles For Loss	1 vs. Akron, 9/22/12 & at Georgia, 9/29/12
Passes Defended	2 at Mississippi State, 10/13/12
10-Tackle Games	1 (13 vs. Alabama, 10/20/12)

GAME-BY-GAME

2011 Opp.	U-A-T, Other	2012 Opp.	U-A-T, Other
Montana	0-0-0, pd	vs. NC State	1-0-1
Cincinnati	3-0-3	Ga. State	0-0-0
at Florida	0-0-0	Florida	0-0-0
Buffalo	1-0-1	Akron	2-0-2, pd, 1-10 tfl
Georgia	0-0-0	at Georgia	2-2-4, 1-10 tfl
LSU	0-0-0	at Miss State	4-5-9, 0.5-1 tfl, 2 pd
at Alabama	0-0-0 pd	Alabama	4-9-13
South Carolina	0-0-0	at So. Carolina	2-1-3
MTSU	1-0-1	Troy	6-1-7, 1-4 tfl
at Arkansas	5-0-5	Missouri	5-2-7
Vanderbilt	0-0-0		
at Kentucky	0-0-0		

#44 MAURICE COUCH

DL, 6-2, 299, Jr.-RS, Orlando, Fla.

- Starter at defensive end in second season after coming in as JUCO transfer from Garden City (Kan.) before 2011
- Second-leading tackler among defensive lineman and ninth on team overall with 34 tackles, 4.0 TFLs and a sack
- Three stops with a TFL at #17 South Carolina (10/27)
- Five tackles with a 5-yard sack vs. #1 Alabama (10/20)
- Three tackles and 0.5 TFL at #5 Georgia (9/29)
- Four tackles in each of last two games vs. Akron (9/22) and #18 Florida (9/15)
- Three stops with a TFL and QB hurry vs. Ga. State (9/8)
- Opened 2012 with five tackles including a TFL and forced a fumble vs. NC State (8/31)
- In 2011, JUCO transfer played in all 12 games, making four starts. Had 37 tackles with 6.0 TFLs and a 1.5 sacks

>> Full profile on Record Book Page 64

CAREER STATS

Defense/GP/GS	UT	AT	TT	Sack	TFL	FF	FR	PD	Int	High Tk
2011	12/4	10	27	37	1.5-6	6-12	0	0	0-0	6-2x
2012	10/9	19	15	34	1-5	4-10	1	0	0-0	5-2x
Totals	22/13	29	42	71	2.5-11	10-22	1	0	0-0	6-2x

CAREER HIGHS

Tackles	6 vs. South Carolina, 10/29/11 & Vanderbilt, 11/19/11
Tackles For Loss	2 vs. Vanderbilt, 11/19/11
Sacks	1 at Arkansas, 11/12/11 & Alabama, 10/20/12

GAME-BY-GAME

2011 Opp.	U-A-T, Other	2012 Opp.	U-A-T, Other
Montana	0-1-1	vs. NC State	5-0-5, 1-3 tfl, ff
Cincinnati	0-3-3, 0.5-0 tfl	Ga. State	1-2-3, 0.5-1 tfl, qh
at Florida	0-0-0	Florida	2-2-4
Buffalo	2-1-3	Akron	3-1-4
Georgia	1-0-1	at Georgia	0-3-3, 0.5-1 tfl
LSU	0-2-2, 0.5-0 tfl	at Miss State	0-2-2
at Alabama	2-3-5, 0.5-1 tfl	Alabama	2-3-5, 1-5 sk, 1-5 tfl
South Carolina	2-4-6, 1.5-3 tfl	at So. Carolina	3-0-3, 1-1 tfl
MTSU	0-0-0	Troy	1-1-2
at Arkansas	1-4-5, 1-3 sk, 1-3 tfl	Missouri	1-2-3
Vanderbilt	2-4-6, 0.5-3 sk, 2-5 tfl		
at Kentucky	0-5-5		

#57 MACK CROWDER

OL, 6-2, 275, Fr.-RS, Bristol, Tenn.

- Backup center, made debut vs. Georgia State (9/8)
- True freshman did not played in a game in 2011, listed as backup center all year on two-deep
- Rivals: 3-star (No. 14 overall C, No. 8 overall in Tenn.); Scout: 3-star (No. 9 overall C); ESPN: 3-star (No. 7 overall C)
- >> Full profile on Record Book Page 65

#40 RAIQUES CRUMP

Pronounced (RAH-keese)

LB, 6-1, 218, Jr., Birmingham, Ala.

- Special teams regular on coverage, played in nine games, has three tackles
- In 2011, played 11 of 12 games, five special teams tackles
- >> Full profile on Record Book Page 65

CAREER STATS

Defense	GP/GS	UT	AT	TT	Sack	TFL	FF	FR	PD	Int	High Tk
2010	12/0	11	2	13	0-0	0-0	1	0	0	0-0	6-Mem
2011	11/0	3	2	5	0-0	0-0	0	0	0	0-0	2-Fla
2012	9/0	0	3	3	0-0	0-0	0	0	0	0-0	1-3x
Totals	32/0	14	7	21	0-0	0-0	1	0	0	0-0	6-Mem

CAREER HIGHS

Tackles	6 vs Memphis, 11/6/10
----------------	-----------------------

GAME-BY-GAME

2010 Opp.	U-A-T, Other	2011 Opp.	U-A-T, Other
UT-Martin	DNP	Montana	1-0-1
Oregon	DNP	Cincinnati	0-1-1
Florida	0-0-0	at Florida	2-0-2
UAB	2-0-2	Buffalo	DNP
at LSU	0-0-0	Georgia	0-0-0
at Georgia	2-1-3, ff	LSU	0-1-1
Alabama	0-0-0	at Alabama	0-0-0
at S. Carolina	0-0-0	South Carolina	0-0-0
at Memphis	5-1-6	MTSU	0-0-0
Mississippi	0-0-0	at Arkansas	0-0-0
at Vanderbilt	0-0-0	Vanderbilt	0-0-0
Kentucky	0-0-0	at Kentucky	0-0-0
UNC (Bowl)	2-0-2		

2012 Opp.	U-A-T, Other	2012 Opp.	U-A-T, Other
vs. NC State	0-0-0	Alabama	0-1-1
Ga. State	0-1-1	at So. Carolina	0-0-0
Florida	0-1-1	Troy	0-0-0
Akron	0-0-0	Missouri	0-0-0
at Georgia	DNP		
at Miss State	0-0-0		

#6 VINCENT DALLAS

WR, 5-11, 187, So., Ellenwood, Ga.

- Returned to receiver after playing as a defensive back for nearly all of training camp in 2012
- Eight catches for 131 yards with a touchdown in 2012
- Officially moved to back-up X receiver behind Justin Hunter prior to Akron (9/22) game
- One catch for 14 yards vs. Troy (11/3)
- Career game at #17 South Carolina (10/27) with three catches for 78 yards; grabbed first-career touchdown on a career-long 61-yard catch
- Season-long 14-yard catch at #19 Miss State (10/13)
- Snagged one ball for seven yards at #5 Georgia (9/29)
- Made one catch for 11 yards vs. Akron (9/22)
- Opened 2012 with a 7-yard reception vs. NC State (8/31)
- As one of 16 true freshmen to play in 2011, saw action in first 11 games at receiver, had three catches for 37 yards
- Suffered a broken hand prior to finale at Kentucky (11/26/11)
- >> Full profile on Record Book Page 66

CAREER STATS

Receiving	GP/GS	No Yds	Avg	Per/G	TD	Long	High Yd
2011	11/0	3 37	12.3	3.4	0	22-Van	22-Van
2012	10/0	8 131	16.4	13.1	1	61-SC	78-SC
Totals	21/0	11 168	15.3	8.2	1	61-SC	78-SC

CAREER HIGHS

Receptions	3 at South Carolina, 10/27/12
Receiving Yards	78 at South Carolina, 10/27/12
Touchdowns	1 at South Carolina, 10/27/12

GAME-BY-GAME

2011 Opp.	Rec-Yards-TD, Lg	2012 Opp.	Rec-Yards-TD, Lg
Montana	0-0-0	vs. NC State	1-7-0, 7
Cincinnati	0-0-0	Ga. State	0-0-0
at Florida	1-7-0, 7	Florida	0-0-0
Buffalo	0-0-0	Akron	1-11-0, 11
Georgia	0-0-0	at Georgia	1-7-0, 7
LSU	0-0-0	at Miss State	1-14-0, 14
at Alabama	0-0-0	Alabama	0-0-0
South Carolina	0-0-0	at So. Carolina	3-78-1, 61
MTSU	0-0-0	Troy	1-14-0, 14
at Arkansas	1-9-0, 9	Missouri	0-0-0
Vanderbilt	1-22-0, 22		
at Kentucky	DNP-INJ		

#43 MATT DARR

P, 6-1, 213, So.-RS, Bakersfield, Calif.

- Listed as co-starting punter with Michael Palardy for 2012
- Has not punted in previous four games, last punt came at Mississippi State (10/13)
- Punted 16 times 39.0 average with six punts inside 20
- Did not play for first time in 2012 vs. #1 Alabama (10/20)
- Equalled career-long with 53-yard punt at #5 Georgia (9/29), also pinn'd a punt at 1-yard line
- Four punts for career-best 44.5 average vs. #18 Florida (9/15) including 50-yarder
- Booted five punts for 38.6 yards including 51-yarder vs. NC State (8/31)
- In 2011, punted in 11 games with nine starts, had 40 punts for 38.1 average with 10 inside 20-yard line
- >> Full profile on Record Book Page 67

CAREER STATS

Punting	GP/GS	No Yds	Avg	TB	FC	I20	I10	50+	Blk	Long
2011	11/9	40 1525	38.1	2	16	10	4	3	0	53-Ark
2012	6/6	16 624	39.0	1	4	6	2	3	1	53-UGa
Totals	17/15	56 2149	38.4	3	20	16	6	6	1	53-2x

CAREER HIGHS

Punts	6 three times, last at Kentucky, 11/26/11
Punting Average	44.5 vs. Florida, 9/15/12
Long	53 at Arkansas, 11/12/11 & at Georgia, 9/29/12
Long Rush	30 vs. Buffalo, 10/1/11

GAME-BY-GAME

2011 Opp.	Punts-Yds-Avg, Lg
Montana	2-68-34.0, 37
Cincinnati	1-35-35.0, 35
at Florida	3-132-44.0, 52
Buffalo	1-29-29.0, 29
Georgia	4-169-42.2, 49
LSU	4-147-36.8, 41
at Alabama	DNP
South Carolina	2-74-37.0, 37
MTSU	5-190-38.0, 43
at Arkansas	6-225-37.5, 53
Vanderbilt	6-226-37.7, 52
at Kentucky	6-230-38.3, 42

2012 Opp.	Punts-Yds-Avg, Lg	2012 Opp.	Punts-Yds-Avg
vs. NC State	5-193-38.6, 51	Alabama	DNP
Ga. State	1-35-35.0, 35	at So. Carolina	DNP
Florida	4-178-44.5, 50	Troy	DNP
Akron	2-81-40.5, 45	Missouri	DNP
at Georgia	3-124-41.3, 53, blk		
at Miss State	1-13-13.0, 13		

#85 BRENDAN DOWNS

TE, 6-5, 254, So., Bristol, Tenn.

- Began camp as backup tight end to Mychal Rivera, suffered knee injury in scrimmage and missed first two games, played last eight games
- Has three catches for 39 yards in 2012
- Drew first start of the 2012 season vs. Troy (11/3)
- Snagged season-long 18-yard catch vs. Missouri (11/10)
- 15-yard catch late vs. #1 Alabama (10/20)
- First-career TD on a 6-yard reception vs. Akron (9/22)
- Returned vs. #18 Florida (9/15) with a few snaps
- In 2011, was one of 16 true freshmen to play, saw action in eight games with a start, had three catches for 34 yards
- >> Full profile on Record Book Page 67

CAREER STATS

Receiving	GP/GS	No Yds	Avg	Per/G	TD	Long	High Yd
2011	8/1	3 34	11.3	4.2	0	21-UC	32-UC
2012	8/1	3 39	13.0	4.9	1	18-Miz	18-Miz
Totals	16/2	6 73	12.2	4.6	1	21-UC	32-UC

CAREER HIGHS

Receptions	2 vs. Cincinnati, 9/10/11
Receiving Yards	32 vs. Cincinnati, 9/10/11
Touchdowns	1 vs. Akron, 9/22/12

GAME-BY-GAME

2011 Opp.	Rec-Yards-TD, Lg	2012 Opp.	Rec-Yards-TD, Lg
Montana	0-0-0	vs. NC State	DNP
Cincinnati	2-32-0, 21	Georgia State	DNP
at Florida	0-0-0	Florida	0-0-0
Buffalo	0-0-0	Akron	1-6-1, 6
Georgia	1-2-0, 2	at Georgia	0-0-0
LSU	0-0-0	at Miss State	0-0-0
at Alabama	0-0-0	Alabama	1-15-0, 15
South Carolina	DNP	at So. Carolina	0-0-0
MTSU	0-0-0	Troy	0-0-0
at Arkansas	DNP	Missouri	1-18-0, 18
Vanderbilt	DNP		
at Kentucky	DNP		

#46 CHANNING FUGATE

Pronounced (FEW-get)

LB, 6-1, 239, Jr., Jackson, Ky.

- Converted fullback is seeing action as backup middle linebacker and special teams ace
- Has 17 tackles in 10 games in first season on defense
- **Leads team with 13 tackles on special teams**
- Three special teams tackles vs. #1 Alabama (10/20)
- Three stops vs. #18 Florida (9/15), all on special teams
- Career-high six tackles along with a 0.5 TFL in most playing time of career in defense vs. Georgia State (9/8)
- Made a tackle in opener vs. NC State (8/31)
- In 2011, played in all 12 games at fullback with one start
- >> Full profile on Record Book Page 69

CAREER STATS

Defense	GP/GS	UT	AT	TT	Sack	TFL	FF	FR	PD	Int	High Tk
2011	12/0	1	0	1	0-0	0-0	0	0	0	0-0	1
2012	10/0	10	7	17	0-0	0.5-0	0	0	0	0-0	6-GSU
Totals	35/6*	12	7	19	0-0	0.5-0	0	0	0	0-0	6-GSU

* Started six games at fullback

Receiving	GP/GS	No Yds	Avg	Per/G	TD	Long	High Yd
2010	13/5	2 21	10.5	1.8	0	17-UK	17-UK
2011	12/1	3 17	5.7	1.4	0	7-Mon	17-Mon
Total	35/6	5 48	9.6	1.9	0	17-UK	17-UK

CAREER HIGHS

Tackles	7 vs. Georgia State, 9/8/12
Tackles For Loss	0.5 vs. Georgia State, 9/8/12
Receptions	3 vs. Montana, 9/3/11
Receiving Yards	17 vs. Kentucky, 11/27/10 & vs. Montana, 9/3/11

2012 Opp.	U-A-T, Other	2012 Opp.	U-A-T, Other
vs. NC State	1-0-1	Alabama	2-1-3
Ga. State	5-2-7, 0.5-0 tfl	at So. Carolina	0-0-0
Florida	1-2-3	Troy	0-0-0
Akron	1-0-1	Missouri	0-0-0
at Georgia	0-1-1		
at Miss State	0-1-1		

#72 ZACH FULTON

OL, 6-5, 324, Jr., Homewood, Ill.

- SEC Offensive Lineman of the Week (Sept. 3). First Vol to earn that award since 2009
- Started 26 of last 29 games dating to 2010 at right guard
- Returned to start vs. Troy (11/3) and aided Vols' school-record 718 yards of total offense
- Saw 22-games started streak end as he was sidelined at #17 South Carolina (10/27) with an ankle injury
- Started first seven games and nine overall at right guard
- Helped offense to 495.1 yards of offense per game (14th in NCAA), 334 yards of passing offense (7th in NCAA), just five sacks allowed (0.5 per game/second in NCAA)
- Vols have had five games with 500-plus yards of total offense, the most since posting six in 1997
- In his eight games of 2012, Vols have allowed four sacks
- In 2011, Vols allowed just 18 sacks (1.5 per game), third-fewest in the SEC
- In 2010, saw action at right guard in 12 games, including three consecutive starts beginning with the Alabama game, before missing the Ole Miss contest with an ankle injury
- >> Full profile on Record Book Page 70



#24 ERIC GORDON

DB, 5-9, 190, Jr.-RS, Nashville

- In fourth year at UT, used in various secondary packages and as backup right cornerback
- Fifth on team in tackles with 41, with 3.5 TFLs, two interceptions and four pass break-ups in 10 games with eight starts in nickel package in 2012 as the Vols' STAR position
- Six career interceptions including two in each of last three seasons
- Five stop including a 5-yard TFL vs. Missouri (11/10)
- Five tackles with 1.5 TFLs, pass break-up vs. Troy (11/3)
- Four stops vs. #1 Alabama (10/20)
- Three tackles and two pass break-ups at #19 Miss State (10/13)
- Five tackles in start at #5 Georgia (9/29)
- Interception along with four tackles vs. Akron (9/22)
- Three stops vs. #18 Florida (9/15)
- Tied career-high with six tackles in start vs. Georgia State (9/8)
- Opened 2012 with fifth-career interception along with four tackles vs. NC State (8/31)
- In 2011, played 10 games with one start, made 16 tackles
- Posted 5.0 TFLs, to rank tied for fifth on team in TFLs
- Had two interceptions, including game-winning INT vs. Vanderbilt (11/19/11) along with 5.0 TFLs, tied for fourth-most on the team
- Picked off Jordan Rodgers in overtime and returned the ball 90 yards for game-winning score as Vols beat VU, 27-21. Interception return ties for fifth-longest in UT history
- **Interception for TD in overtime was first game-winning defensive score to win a game in the NCAA since 2005**

>> Full profile on Record Book Page 72

CAREER STATS

Defense	GP/GS	UT	AT	TT	Sack	TFL	FF	FR	PD	Int	High Tk
2010	13/6	32	15	47	0-0	1.5-3	0	0	3	2-46	6-2x
2011	10/1	15	1	16	0-0	5-10	0	0	2	2-107	4-2x
2012	10/8	33	8	41	0-0	3.5-10	0	0	6	2-12	6-GSU
Totals	33/15	80	24	104	0-0	10-23	0	0	11	6-165	6-3x

CAREER HIGHS

Tackles	6 three times (last vs. Georgia State, 9/8/12)
Tackles For Loss	2 vs. Georgia, 10/8/11 & Middle Tennessee, 11/5/11
Interceptions	1 six times, last vs. Akron, 9/22/12
Interception Yards	90 vs. Vanderbilt, 11/19/11
Pass Break-Ups	2 vs. Akron, 9/22/12 & at Mississippi State, 10/13/12
Touchdowns	1 vs. Vanderbilt, 11/19/11

GAME-BY-GAME

2010 Opp.	U-A-T, Other	2011 Opp.	U-A-T, Other
UT-Martin	1-0-1	Montana	4-0-4, 1-2, tfl
Oregon	1-0-1	Cincinnati	1-0-1
Florida	4-1-5, 1-3 tfl	at Florida	1-0-1
UAB	1-3-4, pd	Buffalo	0-0-0
at LSU	1-3-4, 0.5-0 tfl	Georgia	3-0-3, 2-4 tfl
at Georgia	2-1-3	LSU	1-0-1
Alabama	4-1-5	at Alabama	DNP
at S. Carolina	6-0-6	South Carolina	0-0-0 qh
at Memphis	6-0-6, 1-0 int, pd	MTSU	3-1-4, 2-0-4 tfl, 1-17 int
Mississippi	6-0-6, 1-46 int, pd	at Arkansas	1-0-1
at Vanderbilt	3-0-3	Vanderbilt	1-0-1, 1-90 int-td, pd
at Kentucky	2-1-3	at Kentucky	DNP
UNC (Bowl)	1-3-4		

2012 Opp.	U-A-T, Other	2012 Opp.	U-A-T, Other
vs. NC State	4-0-4, 1-12 int, 1-1 tfl	Alabama	3-1-4
Ga. State	5-1-6	at So. Carolina	2-0-2
Florida	2-1-3	Troy	3-2-5, 1.5-4 tfl, pd
Akron	3-1-4, 1-0 int, 2 pd	Missouri	4-1-5, 1-5 tfl
at Georgia	5-0-5		
at Miss State	2-1-3, 2 pd		

#97 DANIEL HOOD

DL, 6-4, 292, Jr.-RS, Knoxville

- Backup nose guard behind Daniel McCullers in 2012
- Working on special teams kick-block unit
- Played in all 10 games in 2012 with six tackles
- Career-best three tackles at #19 Miss State (10/13)
- In 2011, played in all 12 games, making first eight starts of his career and had eight tackles, one sack for a TFL
- Switched to the defensive line prior to 2011 after spending 2010 and 2009 as an offensive lineman

>> Full profile on Record Book Page 74

CAREER STATS

Defense	GP/GS	UT	AT	TT	Sack	TFL	FF	FR	PD	Int	High Tk
2010	6/0	0	0	0	0-0	0-0	0	0	0	0-0	--
2011	12/8	3	5	8	1-3	1-3	0	0	0	0-0	2-UGa
2012	10/0	2	4	6	0-0	1-1	0	0	0	0-0	4-MSU
Totals	28/8	5	9	14	1-3	2-4	0	0	0	0-0	4-MSU

CAREER HIGHS

Tackles	3 at Mississippi State, 10/13/12
Sacks	1 vs. LSU, 10/15/11

GAME-BY-GAME

2011 Opp.	U-A-T, Other	2012 Opp.	U-A-T, Other
Montana	0-1-1	vs. NC State	0-0-0
Cincinnati	0-1-1	Ga. State	0-1-1
at Florida	1-0-1	Florida	0-0-0
Buffalo	1-0-1	Akron	0-0-0
Georgia	0-2-2	at Georgia	0-0-0
LSU	1-0-1, 1-3 sk, 1-3 tfl	at Miss State	0-3-3
at Alabama	0-0-0	Alabama	0-0-0
South Carolina	0-0-0	at So. Carolina	1-0-1
MTSU	0-0-0	Troy	0-0-0
at Arkansas	0-1-1	Missouri	1-0-1, 1-1 tfl
Vanderbilt	0-0-0		
at Kentucky	0-0-0 qh		

#2 ALTON 'PIG' HOWARD

WR, 5-8, 185, Fr., Orlando, Fla.

- Played in eight games, one of 10 true freshman to see action in 2012
- Seeing action at receiver and as a Wildcat QB
- Has 10 catches for 65 yards and 11 carries for 50 yards; also threw one pass for a 13-yard touchdown
- First-career receiving touchdown on a 16-yard catch vs. Missouri (11/10)
- Ran once for 11 yards and had two catches for nine yards vs. Troy (11/3)
- Threw first-career pass for a 13-yard touchdown at #17 South Carolina (10/27)
- Touchdown pass at South Carolina was first by a non-quarterback since Lucas Taylor in 2007
- In addition to TD pass at South Carolina, also caught two passes for 15 yards
- Ran twice for three yards and had a 4-yard catch vs. #1 Alabama (10/20)
- Ran for 30 yards on four carries and made a catch for five yards at #19 Mississippi State (10/13)
- First two college catches vs. Akron (9/22) for 18 yards; also rushed once for three yards
- College debut vs. #18 Florida (9/15), seeing a few snaps
- Four-star recruit by 247Sports, ESPN, Rivals
- As a senior at Edgewater HS, had 36 receptions for 691 yards with five touchdowns, also rushed for 392 yards

>> Full profile on Record Book Page 74

CAREER STATS

Receiving	GP/GS	No	Yds	Avg	Per/G	TD	Long	High Yd
2012	8/0	10	65	6.5	8.1	0	16-Mizz	18-Akr

CAREER HIGHS

Rushes	4 at Mississippi State, 10/13/12
Rushing Yards	30 at Mississippi State, 10/13/12
Receptions	2 three times, last vs. Troy, 11/3/12
Receiving Yards	18 vs. Akron, 9/22/12
Touchdowns	1 vs. Missouri, 11/10/12

GAME-BY-GAME

2012 Opp.	Rush-Yds-TD, Lg	Rec-Yds-TD, Lg	Passing
Florida	0-0-0	0-0-0	
Akron	1-3-0, 3	2-18-0, 13	
at Georgia	1-0-0, 0	1- (-2)-0, -2	
at Miss State	4-30-0, 16	1-5-0, 5	
Alabama	2-3-0, 3	1-4-0, 4	
at S. Carolina	1-1-0, 1	2-15-0, 10	1-1-13, 13-yd TD pass
Troy	1-11-0, 11	2-9-0, 7	
Missouri	1-2-0, 2	1-16-1, 16	

#11 JUSTIN HUNTER

WR, 6-4, 200, So., Virginia Beach, Va.

- Biletnikoff Preseason Watch List as nation's top receiver
- 2012 Preseason All-SEC First Team by Lindy's
- 2012 Preseason All-SEC Second Team by Athlon, Steele
- Named SEC's Most Dangerous Threat by Lindy's
- Third in SEC in catches per game (6.5), 26th in NCAA
- 13th in NCAA/3rd in SEC in receiving yards per game (97.9)
- 13th in NCAA/3rd in SEC in receiving yards with 979
- Leads Vols with 65 catches for 979 yards and eight receiving touchdowns in 2012
- **With eight 100-yard receiving games, tied for third-most in a career in Tennessee history (record 15, J.Kent)**
- **With 17 career receiving touchdowns, tied with Robert Meachem for seventh-most in career at UT**
- **Tied UT record for receiving touchdowns in a game twice in 2012 with three vs. Georgia State and Troy**
- **On the single-season receptions list, Hunter stands**

seventh with 65 catches, the record is 76 by Marcus Nash in 1997

- **With 979 yards, ranks ninth on single-season yardage list; can become eighth Vol with a 1000-yard receiving season**
- **Had tied UT record for most catches in first two games of a season tying Johnny Mills in 1966 with 17**
- **With 65 catches threw 10 games, tied with Marcus Nash for most catches through 10 games in Tennessee history**
- Over last three games has 26 catches for 412 yards (8.7 catches per game and 137.3 yards per game) with four touchdowns
- Notched nine catches for 141 yards and a 13-yard touchdown vs. Missouri (11/10)
- **Career-high 181 yards on nine catches with three touchdowns (tying UT record for second time) vs. Troy (11/3)**
- Eight catches for 90 yards at #17 South Carolina (10/27)
- Four catches for team-best 70 yards vs. #1 Alabama (10/20), including season-long 44-yard reception
- Three receptions for 46 yards at #5 Georgia (9/29)
- Eight catches for 115 yards with a 19-yard TD catch vs. Akron (9/22)
- Five catches for 76 yards with season-long of 42 vs. #18 Florida (9/15)
- **Tied UT record for receiving TDs in a game with three vs. Georgia State (9/8) with catches of 25, 11, 19 yards**
- Fifth-career 100-yard game vs. Georgia State with eight catches for 146 yards
- Returned to action for first time since Sept. 17, 2011 in opener vs. NC State (8/31) and had nine catches for 73 yards. Reception total was second-highest in career
- In 2011, suffered season-ending torn ACL in left knee at #16 Florida (9/17/11), missed last nine games of season
- Finished year with 17 catches for 314 yards (18.5 yards per catch and 104.7 yards per game)
- **Despite playing just three games in 2011, finished third in receiving yards and tied for fifth on receptions.**
- **Set UT record for most receiving yards in first two games of a season with 302 in first two games of 2011**
- 2010 Coaches All-SEC Freshman Team honors
- Set UT freshmen record with 7 TD catches, as 5 of 7 came in final 5 games of 2010
- First among all FBS WR in TD catches by a freshman
- Track Indoor All-American in long jump (25-4 1/2)

>> Full profile on Record Book Page 76

CAREER STATS

Receiving	GP/GS	No	Yds	Avg	Per/G	TD	Long	High Yd
2010	13/2	16	415	25.9	31.9	7	80-Miss	114-Miss
2011	3/3	17	314	18.5	104.7	2	81-Mon	156-UC
2012	10/10	65	979	15.1	97.9	8	46-Troy	181-Troy
Totals	26/15	98	1708	17.4	65.7	17	81-Mon	181-Troy

CAREER HIGHS

Receptions	10 vs. Cincinnati, 9/10/11
Receiving Yards	181 vs. Troy, 11/3/12
Touchdowns	3 vs. Georgia State, 9/8/12 & vs. Troy, 11/3/12 (Tied UT Record)
100-Yard Games	8 (last 141 vs. Missouri, 11/10/12)

GAME-BY-GAME

2010 Opp.	Rec-Yds-TD, Lg	2011 Opp.	Rec-Yds-TD, Lg
UT Martin	0-0-0	Montana	6-146-1, 81
Oregon	1-31-0, 31	Cincinnati	10-156-1, 33 Blk FG
Florida	3-60-1, 35	at Florida	1-12-0, 12
UAB	1-minus 2-0	Buffalo	DNP-INJ
at LSU	1-37-0, 37	Georgia	DNP-INJ
at Georgia	4-110-1, 38	LSU	DNP-INJ
Alabama	0-0-0	at Alabama	DNP-INJ
South Carolina	0-0-0	South Carolina	DNP-INJ
at Memphis	1-42-1, 42	MTSU	DNP-INJ
Mississippi	3-114-2, 80	at Arkansas	DNP-INJ
at Vanderbilt	1-15-1, 15	Vanderbilt	DNP-INJ
Kentucky	0-0-0	at Kentucky	DNP-INJ
N.Caro. (Bowl)	1-8-1, 8		

2012 Opp.	Rec-Yds-TD, Lg	2012 Opp.	Rec-Yds-TD, Lg
vs. NC State	9-73-0, 19	Alabama	4-70-0, 44
Ga. State	8-146-3, 25	at So. Carolina	8-90-0, 20
Florida	5-76-0, 42	Troy	9-181-3, 46
Akron	8-115-1, 25	Missouri	9-141-1, 43
at Georgia	3-46-0, 18		
at Miss State	2-41-0, 26		

#68 MARCUS JACKSON

OL, 6-2, 310, So., Vero Beach, Fla.

- Backup left guard to Dallas Thomas in 2012
- Played in all 10 games this season, seeing action on field goal/kick block
- Saw most extensive action of season at #17 South Carolina (10/27) with Zach Fulton sidelined due to injury
- 2011 Phil Steele First-Team Freshman All-American
- 2011 SEC Coaches All-Freshman Offensive Line
- In 2011, played in all 12 games as one of 16 true freshman to play for Vols in 2011
- Started last five games at left guard for the Vols in 2011

>> Full profile on Record Book Page 77

#70 JA'WUAN JAMES

OL, 6-6, 323, Jr., Suwanee, Ga.

- 2012 Preseason All-SEC by league media
- 2012 Preseason All-SEC by Lindy's
- Started all 35 games of college career, all at right tackle
- Helped offense to 495.1 yards of offense per game (14th in NCAA), 334 yards of passing offense (7th in NCAA), just five sacks allowed (0.5 per game/second in NCAA)
- Vols have had five games with 500-plus yards of total offense, the most since posting six in 1997
- In 2011, started all 12 games at right tackle as Vols allowed 18 sacks (1.5 per game), third-fewest in SEC
- 2010 Coaches' All-SEC Freshman Team honors

>> Full profile on Record Book Page 77

#45 A.J. JOHNSON

LB, 6-2, 240, So., Gainesville, Ga.

- Member of 2012 Preseason Butkus Watch List
- 2012 All-SEC Preseason Second Team by league media
- 2012 All-SEC Preseason Third Team by league coaches
- Second season as starting middle linebacker
- Leads team with 112 tackles (**tied for fifth-most in NCAA**) in 10 starts in 2012, also has 4.5 TFLs for 12 yards
- **Tied for 5th in NCAA, 2nd SEC in tackles per game (11.2)**
- **With 21 tackles at Miss State, had most stops by a Vol in 48 years, since Keith DeLong had 23 vs. Alabama in 1988**
- Has rushed 11 times for 19 yards with five touchdowns out of 'The Beast' a Wildcat QB formation
- **Averaging 12.9 tackles per game over last eight games with 103 in eight games including double-figure tackles in each game (at least 11 in each)**
- Notched 11 tackles vs. Missouri (11/10)
- Surpassed 100 tackles for the season in ninth game with 13 vs. Troy (11/3)
- Sixth game in a row with double-figure tackles, piling up 11 stops at #17 South Carolina (10/27)
- Racked up 14 tackles vs. #1 Alabama (10/20), **has 27 career tackles vs. the Crimson Tide in two games**
- Had 11 tackles in each of three games in a row (9/15-29)
- **Career-high 21 tackles, most by a Vol since 1988**, at #19 Mississippi State (10/13), had 1.5 TFLs
- For third game in a row had 11 tackles and a rushing touchdown, at #5 Georgia (9/29) in homecoming, also recovered a fumble and had a TFL
- Racked up 11 stops and rushed for a TD for the second game in a row vs. Akron (9/22)
- As a Wildcat QB (which he played in HS) rushed twice vs. Florida (9/15) and scored first-career touchdown on a 1-yard rush; also racked up 11 tackles and a 6-yard TFL
- It was fitting that Johnny Majors, who played multiple positions, had his jersey No. 45 retired vs. Florida
- Racked up five tackles vs. Georgia State (9/8)
- Opened 2012 with four tackles vs. NC State (8/31)
- 2011 Consensus First-Team Freshman All-American (Yahoo! Sports, Sporting News, Fox Sports, Phil Steele)
- 2011 SEC Coaches All-Freshman Offensive Line
- **Led all SEC freshmen in tackles with 80 in 2011**
- **With 80 tackles, had second-most stops by a true freshman in a season in UT history behind only Eric Berry, who had 86 in 2007**
- Only true freshman to have three double-figure tackle games in a season (Eric Berry had two in 2007) with 10-plus in three games in a row (10/15-29)
- Played in all 12 games in 2011 in true freshman season, starting 10 times
- Had 36 tackles in three-game span in 2011 (12.0 per game) vs. #1 LSU, #2 Alabama and #14 South Carolina
- Was named the SEC Freshman of the Week after racking up 13 tackles at #2 Alabama (10/22/11), the second-most tackles by a true freshman in a game in UT history (record Eric Berry, vs. Kentucky in 2007)
- Along with Curt Maggitt, believed to be first true freshman to start at LB for UT in season opener

>> Full profile on Record Book Page 78

CAREER STATS

Defense	GP/GS	UT	AT	TT	Sack	TFL	FF	FR	QH	Int	High Tk
2011	12/10	37	43	80	0-0	4.5-7	1	2	0	0-0	13-Ala
2012	10/10	49	63	112	0-0	4.5-12	0	1	6	0-0	21-MSU
Totals	22/20	86	106	192	0-0	9-19	1	3	6	0-0	21-MSU

CAREER HIGHS

Tackles	21 at Mississippi State, 10/13/12
Forced Fumble/Fumble Recovery	1 at Florida, 9/17/11
Tackles for Loss	1.5 at Alabama, 10/22/11
20-Tackle Games	21 at Mississippi State, 10/13/12
10-Tackle Games	10 (last 11 vs. Missouri, 11/10/12)
Rushing Yards	5 vs. Florida, 9/15/12
Touchdowns	1 five times, last vs. Missouri, 11/10/12

GAME-BY-GAME

2011	Opp.	U-A-T, Other	2012	Opp.	U-A-T, Other
Montana	0-3-3, 0.5-0 tfl	vs. NC State	3-1-4		
Cincinnati	0-1-1, 0.5-0 tfl	Ga. State	2-3-5, qh		
at Florida	7-0-7, ff, fr	Florida	6-5-11, 1-6 tfl; 2-5 TD rush		
Buffalo	1-5-6, 1-1 tfl	Akron	5-6-11, qh; 2-2 TD rush		
Georgia	1-3-4	at Georgia	2-9-11, 1-1 tfl, fr; 1 TD rush		
LSU	4-7-11	at Miss State	4-17-21, 1.5-3 tfl		
at Alabama	5-8-13, 1.5-1 tfl	Alabama	4-10-14, 3-6 TD rush		
South Carolina	6-6-12, fr	at S. Carolina	9-2-11, 2-2 rush		
MTSU	5-0-5	Troy	9-4-13, 1-2 tfl, qh		
at Arkansas	1-4-5	Missouri	5-6-11, pd		
Vanderbilt	2-2-4				
at Kentucky	5-4-9, 1-4 tfl				

#15 MARLIN LANE

TB, 5-11, 205, So., Daytona Beach, Fla.

- Rushed for 475 yards in 10 games with four starts in last four games in 2012 (47.5 yards per game)
- Has 23 catches for 195 yards (19.5 yards per game)
- Averaging 72.5 yards in four starts in last four games
- Ran for 47 yards and had career-high seven catches for 26 yards vs. Missouri (11/10)
- **Career-best 132 rushing yards with two rushing touchdowns (17 and 9 yards) vs. Troy (11/3); Marked second-career multi-TD game, first since first college game**
- Ran for 56 yards on 15 carries for second week in a row, at #17 South Carolina (10/27), also had two catches
- First-career start, at tailback, vs. #1 Alabama (10/20), gained 103 all-purpose yards with career-best 15 carries for 55 yards and five catches for 48 yards
- Carried eight times for 22 yards and hauled in two catches for five yards at #5 Georgia (9/29)
- Ran for 47 yards on nine carries and caught two passes for 49 yards vs. Akron for 96 total yards
- Gained 31 yards in the ground vs. Georgia State (9/8)
- Opened 2012 with game-best and career-high 75 rushing yards including long of 42 vs. NC State (8/31)
- In 2011, as a true freshman ran for 280 yards, had 17 catches for 161 yards in 12 games as a reserve tailback.
- Overall, had 620 all-purpose yards (51.7 per game)
- Scored TDs in each of his first three college games, the first UT player to do so since Reggie Cobb in 1987, who scored TD in first five games of that season
- First UT freshman with 2 TDs (vs. Montana) in debut since Corey Larkins in 2001 vs. Syracuse
- Switched to No. 15 after wearing No. 4 to honor his brother, who is 15 years old

>> Full profile on Record Book Page 81

CAREER STATS

Rushing	GP/GS	No	Yds	Avg	Per/G	TD	Long	High Yd
2011	12/0	75	280	3.7	23.3	2	45-Ark	58-Ark
2012	10/4	94	475	5.1	47.5	2	42-NCSt	132-Troy
Totals	22/4	169	755	4.5	34.3	4	45-Ark	132-Troy

Receiving	GP/GS	No	Yds	Avg	Per/G	TD	Long	High Yd
2011	12/0	17	161	9.5	13.4	2	27-UGa	84-UGa
2012	10/4	23	195	8.5	19.5	0	35-Akr	49-Akr
Totals	22/4	40	356	8.9	16.2	2	35-Akr	84-UGa

Punt Returns	GP/GS	No	Yds	Avg	Per/G	TD	Long	High Yd
2011	12/3	7	36	5.1	3.0	0	9-Mon	23-Mon
Kickoff Returns	GP/GS	No	Yds	Avg	Per/G	TD	Long	High Yd
2011	12/0	7	143	20.4	11.9	0	35-Fla	76-Fla

CAREER HIGHS

Rushes	19 vs. Troy, 11/3/12
Rushing Yards	132 vs. Troy, 11/3/12
Receptions	7 vs. Missouri, 11/10/12
Receiving Yards	84 vs. Georgia, 10/8/11
Touchdowns	2 vs. Montana, 9/3/11 & vs. Troy, 11/3/12
Punt Returns	4 vs. Montana, 9/3/11
Punt Return Yards	23 vs. Montana, 9/3/11
Kickoff Returns	4 vs. Florida, 9/17/11
Kickoff Return Yards	76 vs. Florida, 9/17/11

GAME-BY-GAME

2011	Opp.	Rush-Yds-TD, Lg	Rec-Yds-TD, Lg	PR-Yds-TD, Lg	KR-Yds-TD, Lg
Montana	10-35-1, 18	2-16-1, 9	4-23-0, 9	0-0-0	0-0-0
Cincinnati	8-16-1, 10	0-0-0	1-0-0, 0	1-18-0, 18	
at Florida	5-9-0, 5	2-26-1, 18	2-13-0, 8	4-76-0, 35	
Buffalo	7-28-0, 9	2-15-0, 17	0-0-0	0-0-0	
Georgia	7-8-0, 8	6-84-0, 27	0-0-0	0-0-0	
LSU	6-43-0, 18	0-0-0	0-0-0	0-0-0	
at Alabama	7-21-0, 6	0-0-0	0-0-0	2-49-0, 26	
So. Carolina	0-0-0	1-6-0, 6	0-0-0	0-0-0	
MTSU	9-37-0, 8	0-0-0	0-0-0	0-0-0	
at Arkansas	9-58-0, 45	3-12-0, 8	0-0-0	0-0-0	
Vanderbilt	0-0-0	0-0-0	0-0-0	0-0-0	
at Kentucky	7-25-0, 20	1-2-0, 2	0-0-0	0-0-0	

2012	Opp.	Rush-Yds-TD, Lg	Rec-Yds-TD, Lg	PR-Yds-TD, Lg	KR-Yds-TD, Lg
NC State	9-75-0, 42	2-19-0, 13	0-0-0	0-0-0	
Ga. State	8-51-0, 7	1-12-0, 12	0-0-0	0-0-0	
Florida	1-1-0, 1	0-0-0	0-0-0	0-0-0	
Akron	9-47-0, 14	2-49-0, 35	0-0-0	0-0-0	
at Georgia	8-22-0, 6	2-5-0, 4	0-0-0	0-0-0	
at Miss State	2-9-0, 5	0-0-0	0-0-0	0-0-0	
Alabama	15-55-0, 12	5-48-0, 26	0-0-0	0-0-0	
at S. Carolina	15-56-0, 16	2-5-0, 6	0-0-0	0-0-0	
Troy	19-132-2, 37	2-31-0, 18	0-0-0	0-0-0	
Missouri	8-47-0, 12	7-26-0, 13	0-0-0	0-0-0	

#34 HERMAN LATHERS

LB, 6-0, 230, Sr.-RS, Baton Rouge, La.

- Senior returned after missing all of 2011 with fractured ankle (June 2011)
- Third on team with 54 tackles, playing in nine games with six starts at WILL linebacker
- 4.5 TFLs, 2.0 sacks, two passes defended, interception
- Two double-figure tackle games in 2012 and two in each season he has played for six in his career
- Over three games, had 35 tackles (11.7 per game) from Oct. 13-27
- **Career-high 15 tackles including two TFLs and first-career interception at #17 South Carolina (10/27)**
- Eight tackles vs. #1 Alabama (10/20)
- Tied career-high with 12 tackles at #19 Miss State (10/13) along with a break-up and a QB hurry
- Six tackles including a huge 8-yard sack/TFL/forced fumble at #5 Georgia (9/29) to set up Vols scoring drive from UGA 8-yard line
- Returned to action vs. #18 Florida (9/15) and racked up five tackles including 1.5 TFLs
- Sat out Georgia State (9/8) with shoulder injury
- Returned to action first game in two years vs. NC State (8/31), starting at WILL linebacker and making five tackles
- Started all 12 games he played in 2010, made 75 tackles with 4.5 TFLs
- 2009 Freshman All-SEC by Coaches, Sporting News
- Three-time SEC Academic Honor Roll (2009-11)
- 2008 SEC Freshman Academic Honor Roll
- Bone cancer survivor; didn't play football until sophomore year of HS

>> Full profile on Record Book Page 82

CAREER STATS

Defense	GP/GS	UT	AT	TT	Sack	TFL	FF	FR	PD	Int	High Tk
2009	13/5	28	24	52	0-0	2.5-9	0	0	0	0-0	12-2x
2010	12/12	44	31	75	2.5-16	4.5-17	0	0	1	0-0	10-2x
2012	9/6	36	18	54	2-20	4.5-23	1	0	1	1-1	15-5C
Totals	34/23	108	73	181	4.5-36	11.5-49	1	0	3	1-1	15-5C

CAREER HIGHS

Tackles	15 at South Carolina, 10/27/12
Tackles For Loss	2 vs. S. Carolina, 10/30/10 & at S. Carolina, 10/27/12
Sacks	1 four, last at South Carolina, 10/27/12
Forced Fumble	1 at Georgia, 9/29/12
Interceptions	1 at South Carolina, 10/27/12

GAME-BY-GAME

2009 Opp.	U-A-T, Other	2010 Opp.	U-A-T, Other
W. Kentucky	1-0-1	UT-Martin	0-0-0
UCLA	0-0-0	Oregon	4-2-6
at Florida	0-0-0	Florida	2-5-7, 0.5-0
Ohio	0-0-0	UAB	DNP
Auburn	0-2-2	at LSU	4-6-10, 0.5-2, 1-2 tfl
Georgia	1-0-1	at Georgia	4-3-7
at Alabama	1-2-3	Alabama	2-3-5, 1-7 sk, 1-7 tfl
South Carolina 1-1-2		at S. Carolina	6-1-7, 1-7 sk, 2-8 tfl
Memphis	3-3-6	at Memphis	1-1-2
at Ole Miss	3-5-7, 1-5 tfl	Ole Miss	3-3-6
Vanderbilt	9-3-12	at Vanderbilt	8-2-10
at Kentucky	2-4-6	Kentucky	7-1-8, pd
vs. Va. Tech	8-4-12, 1.5-4 tfl	N. Carolina	3-4-7

2012 Opp.	U-A-T, Other	2012 Opp.	U-A-T, Other
vs. NC State	3-2-5	Alabama	5-3-8
Ga. State	DNP-INJ	at S. Carolina	13-15, 1-12 sk, 2-13 tfl, 1-11 int
Florida	4-1-5, 1.5-2 tfl	Troy	3-0-3
Akron	0-0-0	Missouri	0-0-0
at Georgia	4-2-6, 1-8 sk, 1-8 tfl, ff		
at Miss State	4-8-12, pd, qh		

#56 CURT MAGGITT

Pronounced (muh-JITT)

LB, 6-3, 240, So., W. Palm Beach, Fla.

- Second-year starter at MIKE linebacker, played eight games while battling injuries throughout the season
- 30 tackles with two sacks and team-high tying 5.0 TFLs
- Second-straight five-tackle game including 1.5 TFLs, a career-best three quarterback hurries and break-up vs. Missouri (11/10)
- Best game of season since opener vs. NC State with five tackles vs. Troy (11/3) including a TFL
- Posted a 13-yard sack at #17 South Carolina (10/27)
- Three stops vs. #1 Alabama (10/20)
- Three tackles and a forced fumble at #5 Georgia (9/29)
- Back in action vs. #18 Florida (9/15) with five tackles
- Sat out Georgia State (9/8) with toe injury
- Credited with 18-yard sack and forced fumble that resulted in safety vs. NC State (8/31). Made five tackles in 2012 opener
- 2011 Third-Team Freshman All-American by Phil Steele
- 2011 SEC Coaches All-Freshman Offensive Line
- In 2011, played 11 of 12 games, started eight games at SLB as a true freshman, finished tied for third on team with 56 tackles, 5.5 TFLs for 19 yards (fourth-most TFLs on team), two quarterback hurries and forced fumble
- With 56 tackles, recorded fourth-most for a true freshman in UT history ahead of Reggie White (51 in 1980)
- Ranked 2nd among all SEC freshmen with 5.1 tackles/game behind teammate A.J. Johnson
- Believed to be first true freshman, along with A.J. Johnson, to start at linebacker for UT in season opener

>> Full profile on Record Book Page 83

CAREER STATS

Defense	GP	GS	UT	AT	TT	Sack	TFL	FF	FR	QH	Int	High Tk
2011	11	8	29	27	56	0.5-6	5.5-19	1	0	2	0-0	7-4x
2012	9	9	16	14	30	2-31	5-37	2	0	3	0-0	5-3x
Totals	20/17	45	41	86	2.5-37	10.5-56	3	0	5	0-0	7-4x	

CAREER HIGHS

Tackles	7 four times, last at Kentucky, 11/26/11
Tackles For Loss	2.5 vs. Vanderbilt, 11/19/11
Sacks	1 vs. NC State, 8/31/12 & at South Carolina, 10/27/12
Quarterback Hurries	3 vs. Missouri, 11/10/12

GAME-BY-GAME

2011 Opp.	U-A-T, Other	2012 Opp.	U-A-T, Other
Montana	3-0-3	vs. NC State	4-1-5, 1-18 sk, 1-18 tfl, ff
Cincinnati	0-3-3, 0.5-6 sk, 0.5-6 tfl	Ga. State	DNP-INJ
at Florida	3-3-6, 0.5-2 tfl, qh	Florida	4-1-5
Buffalo	5-2-7, 0.5-0 tfl	Akron	1-0-1, qh
Georgia	0-2-2	at Georgia	1-2-3, ff
LSU	6-1-7	at Miss State	0-2-2, 0.5-1 tfl
at Alabama	3-3-6, 0.5-2 tfl	Alabama	2-1-3
South Carolina	DNP-INJ	at So. Carolina	1-0-1, 1-13 sk
MTSU	1-1-2	Troy	2-3-5, 1-3 tfl
at Arkansas	2-4-6, 1-3 tfl, ff	Missouri	1-4-5, 1.5-2 tfl, 3 qh, pd
Vanderbilt	2-5-7, 2.5-6 tfl		
at Kentucky	4-3-7		

#98 DANIEL McCULLERS

DL, 6-8, 377, Jr., Raleigh, N.C.

- Nose guard (6-8, 377), won starting job in training camp
- Subject of national feature in USA Today (9/13)
- Played in all 10 games, six starts, making 36 tackles, leading all linemen and eighth on team in tackles; also has 4.5 TFLs
- Over last six games, has 32 tackles of his 36 tackles (5.3 per game)
- Six tackles including 1.5 TFLs and a forced fumble vs. Missouri (11/10)
- Equalled career-high with eight tackles along with a TFL at #17 South Carolina (10/27)
- Three tackles vs. #1 Alabama (10/20)
- Four stops and a QB hurry at #19 Miss State (10/13)
- Best game of career with eight tackles including a TFL and blocked extra point at #5 Georgia (9/29)
- Three tackles and TFL vs. #18 Florida (9/15)
- First-career tackle vs. Georgia State (9/8)
- Started first UT game vs. NC State (8/31), had pass break-up
- JUCO Transfer from Georgia Military Academy, where he played two years
- Rivals: 4-star (No. 6 JUCO overall, No. 1 JUCO DT, No. 1 in Georgia)
- Made 37 tackles with nine TFLs and two sacks as a soph at GMA

>> Full profile on Record Book Page 84

CAREER STATS

Defense	GP	GS	UT	AT	TT	Sack	TFL	FF	FR	PD	Int	High Tk
2012	10	6	19	17	36	0-0	4.5-6	1	0	1	0-0	8-Ga/SC

CAREER HIGHS

Tackles	8 at Georgia, 9/29/12 & at South Carolina, 10/27/12
Tackle For Loss	1.5 vs. Missouri, 11/10/12
Blocked Kick	1 at Georgia, 9/29/12

GAME-BY-GAME

2012 Opp.	U-A-T, Other	2012 Opp.	U-A-T, Other
vs. NC State	0-0-0, pd	Alabama	1-2-3
Ga. State	0-1-1	at So. Carolina	7-1-8, 1-2 tfl
Florida	3-0-3, 1-1 tfl	Troy	2-1-3
Akron	0-0-0	Missouri	3-3-6, 1.5-2 tfl
at Georgia	2-6-8, 1-1 tfl, block PAT		
at Miss State	1-3-4, qh		

#33 LaDARRELL McNEIL

DB, 6-1, 195, Fr., Dallas, Texas

- Started last five games at strong safety, played in nine overall; First UT true freshman to start a game in 2012, joined by Daniel Gray (vs. Troy)
- Sixth on team in tackles with 40
- Over last six games, has 37 tackles (6.2 per game)
- Recovered a fumble and returned it 33 yards vs. Missouri (11/10) along with two tackles
- Set career-high with first-career double-figure tackle game with 10 vs. Troy (11/3)
- Equalled career-high with eight tackles at #17 South Carolina (10/27)
- Three tackles vs. #1 Alabama (10/20)
- True freshman drew first-career start at Miss State
- Career-best eight tackles in first start at Miss State (10/13), became first Vols true freshman to begin in 2012
- Notched five tackles at #5 Georgia (9/29)
- Made one tackle in each of first three games played
- 4-star recruit out of Wilmer-Hutchins in Dallas
- Parade All-American as a senior; Member of Rivals100
- Averaged 13.8 tackles per game as a senior (124 total)

>> Full profile on Record Book Page 84

CAREER STATS

Defense	GP	GS	UT	AT	TT	Sack	TFL	FF	FR	PD	Int	High Tk
2012	9	5	21	19	40	0-0	0-0	0	1	1	0-0	10-Troy

CAREER HIGHS

Tackles	10 vs. Troy, 11/3/12
Fumble Recovery	1 vs. Missouri (11/10/12)
10-Tackle Games	1 vs. Troy, 11/3/12

GAME-BY-GAME

2012 Opp.	U-A-T, Other	2012 Opp.	U-A-T, Other
vs. NC State	DNP	Alabama	2-1-3
Ga. State	1-0-1	at So. Carolina	6-2-8
Florida	1-0-1	Troy	4-6-10
Akron	1-0-1	Missouri	1-1-2, 1-33 fr
at Georgia	4-1-5		
at Miss State	1-7-8, pd		

#80 COREY MILLER

DL, 6-3, 257, Jr., Wellford, S.C.

- Returned to team for fall camp after missing spring football due to personal reasons
- 15 tackles with 3.0 TFLs in 10 games with two starts
- Started for first time since freshman season against Akron (9/22), made three tackles including a TFL and had two quarterback hurries
- Three stops vs. #18 Florida (9/15)
- Career-high six tackles, including 1.5 TFLs and a sack against Georgia State (9/8) in most playing time
- In 2011, played in 12 games with 15 tackles and 2.0 TFLs

>> Full profile on Record Book Page 85

CAREER STATS

Defense	GP	GS	UT	AT	TT	Sack	TFL	FF	FR	PD	Int	High Tk
2010	13	2	6	7	13	1-6	2-8	0	0	0	0-0	3-Miss
2011	12	0	11	4	15	1-3	2-7	0	1	1	0-0	5-UC
2012	10	2	6	9	15	1-6	3-10	0	0	1	0-0	6-GSU
Totals	35/4	23	20	43	3-15	7-25	0	1	2	0-0	6-GSU	

CAREER HIGHS

Tackles	6 vs. Georgia State, 9/8/12
Sacks	1 vs. Miss., 11/13/10; vs. Georgia 10/8/11; vs. Ga. State, 9/8/12

GAME-BY-GAME

2010 Opp.	U-A-T, Other	2011 Opp.	U-A-T, Other
UT-Martin	0-0-0	Montana	1-1-2
Oregon	0-2-2	Cincinnati	2-3-5
Florida	0-0-0	at Florida	1-0-1, 1-4 tfl
UAB	1-0-1, 1-2 tfl	Buffalo	3-0-3
at LSU	1-1-2	Georgia	1-0-1, 1-3 sk
at Georgia	0-1-1	LSU	1-0-1
Alabama	1-1-2	at Alabama	0-0-0, qh
at S. Carolina	0-1-1	So. Carolina	0-0-0
at Memphis	1-0-1	MTSU	1-0-1, pd
Mississippi	2-1-3, 1-6 sk, 1-6 tfl	at Arkansas	0-0-0, fr
at Vanderbilt	0-0-0	Vanderbilt	0-0-0
Kentucky	0-0-0	at Kentucky	1-0-1
UNC (Bowling)	0-0-0		

2011 Opp.	U-A-T, Other	2012 Opp.	U-A-T, Other
vs. NC State	0-0-0	Alabama	0-0-0
Ga. State	4-2-6, 1-6 sk, 1.5-7 tfl	at So. Carolina	0-0-0
Florida	1-2-3	Troy	0-0-0
Akron	1-2-3, 1-1 tfl, 2 qh	Missouri	0-2-2
at Georgia	0-0-0, pd		
at Miss State	0-1-1, 0.5-2 tfl		

#3 BYRON MOORE

DB, 6-1, 193, Jr.-RS, Carson, Calif.

- Starting strong safety for first three games, slid over to start at free safety after Brian Randolph's injury, where he has started last six games
- Second on team in tackles with 81, with four interceptions
- Tied for 10th in the NCAA in total interceptions (four)
- Tied for 15th in the NCAA and first in the SEC with 0.44 interceptions per game
- Has three interceptions in last seven games
- Double-figure tackles in four of last seven games with 61 total tackles in those games (8.7 per game)
- Career-high for second week in a row with 12 stops vs. Troy (11/3)
- 11 tackles including a TFL at #17 South Carolina (10/27)
- Seven tackles vs. #1 Alabama (10/20)
- Posted 10 tackles at #19 Miss State (10/13)
- Picked off fourth interception of season, returned INT 35 yards for first-career touchdown at #5 Georgia (9/29), also made six tackles with 0.5 TFL
- Honored As Southern Pigskin SEC Defensive Player of the Week and CFPA Defensive Back Weekly Honor Roll (9/24)
- First-career double-figure tackle game with 10 tackles along with two interceptions vs. Akron (9/22); **first Vol with two interceptions in a game since Eric Berry in 2007**
- Tied for second on team with seven stops vs. Florida (9/15)
- Five stops vs. Georgia State (9/8)
- Posted career-high eight tackles and first-career interception in opener vs. NC State (8/31)
- With eight tackles in opener, more than doubled season total of six from 2011
- In 2011, played 11 games, had six tackles and pass defended
- Began career at USC and redshirted in 2009 before playing a JUCO year at Los Angeles Harbor

>> Full profile on Record Book Page 87



CAREER STATS

Defense	GP/GS	UT	AT	TT	Sack	TFL	FF	FR	PD	Int	High Tk
2011	11/2	4	2	6	0-0	0-0	1	0	1	0-0	2-SC
2012	10/10	45	36	81	0-0	2-4	0	0	7	4-88	12-Troy
Totals	21/12	49	38	87	0-0	2-4	1	0	8	4-88	12-Troy

CAREER HIGHS

Tackles	12 vs. Troy, 11/3/12
Forced Fumble	1 vs. Middle Tennessee, 11/5/11
Interceptions	2 vs. Akron, 9/22/12
Touchdowns	1 at Georgia 9/29/12
10-Tackles Games	4 (last 12 vs. Troy, 11/3/12)

GAME-BY-GAME

2011 Opp.	U-A-T, Other	2012 Opp.	U-A-T, Other
Montana	0-0-0	vs. NC State	8-0-8, 1-18 int
Cincinnati	0-0-0	Ga. State	3-2-5
at Florida	0-0-0	Florida	2-5-7
Buffalo	1-0-1	Akron	4-6-10, 2-35 int, 3pd
Georgia	0-0-0	at Georgia	3-3-6, 0.5-1 tfl, 1-35 int/TD
LSU	0-0-0	at Miss State	1-9-10, pd
at Alabama	0-1-1	Alabama	6-1-7
South Carolina	2-0-2	at So. Carolina	8-3-11, 1-3 tfl
MTSU	1-0-1, ff	Troy	7-5-12, 0.5-0 tfl
at Arkansas	0-1-1	Missouri	3-2-5, pd
Vanderbilt	0-0-0		
at Kentucky	0-0-0		

#20 RAJON NEAL

Pronounced (RAY-zhon)

TB, 5-11, 211, Jr., Fayetteville, Ga.

- Earned starting tailback job in training camp
- Missed games (Alabama & Miss State) with ankle injury
- Leading rusher on team with 594 yards (74.3 per game), 10th in the SEC in yards per game
- Leads Vols with nine TDs (five rushing, four receiving)
- Has 18 receptions for 151 yards with four receiving TDs
- Started first six games of 2012, missing first game vs. #1 Alabama (10/20) with ankle injury
- Back-to-back 100-yard games, first career 100-yard games in consecutive games (9/22-29)
- Ran for 62 yards and had two catches for 12 yards including an 8-yard TD catch in overtime vs. Missouri (11/10)
- Returned to action vs. Troy (11/3) with 32 yards rushing along with a 23-yard touchdown reception
- Gained 40 yards including 6-yard rushing TD at #19 Miss State (10/13) before suffering injury that sidelined him
- Gained 104 rushing yards on career-high tying 23 carries along with career-high five catches for 53 yards at #5 Georgia (9/29); Scored 10-yard receiving TD and 9-yard rushing score for second-career multi-TD game
- First-career 100-yard rushing game vs. Akron (9/22)
- Career-high rushing yards for second game in a row with 151 yards vs. Akron (9/22), also scored a receiving touchdown on a 3-yard catch
- Career-high 87 rushing yards on career-high 23 rushes vs. #18 Florida (9/15); also had two catches for 20 yards
- First-career multi-touchdown game with runs of 1 and 5 yards vs. Georgia State (9/8), gained 65 rushing yards
- In first-career start at tailback, ran for 53 yards on career-high 22 carries vs. NC State (8/31). Scored third-career rushing touchdowns on an 8-yard scamper
- In 2011, played receiver, tailback, Wildcat quarterback
- Played in 11 of 12 games with three starts at receiver
- Had 13 catches for 269 yards and carried 27 times for 134 yards with three touchdowns

>> Full profile on Record Book Page 87

CAREER STATS

Rushing	GP/GS	No	Yds	Avg	Per/G	TD	Long	High Yd
2010	10/0	46	197	4.3	19.7	0	40-UTM	79-UTM
2011	11/3	27	134	5.0	12.2	2	20-Buf	29-Van
2012	8/6	134	594	4.4	74.3	5	29-Akr	151-Akr
Total	29/9	207	925	4.5	31.9	7	40-UTM	151-Akr

Receiving	GP/GS	No	Yds	Avg	Per/G	TD	Long	High Yd
2010	10/0	7	100	14.3	10.0	0	58-UGA	70-UGA
2011	11/3	13	269	20.7	24.5	1	53-UK	125-UK
2012	8/6	18	151	8.4	18.9	4	23-Troy	53-UGA
Totals	29/9	38	520	13.7	17.9	5	58-UGA	125-UK

CAREER HIGHS

Rush Attempts	23 vs. Florida, 9/15/12 & at Georgia, 9/29/12
Rushing Yards	151 vs. Akron, 9/22/12
Receptions	5 at Georgia, 9/29/12
Receiving Yards	125 at Kentucky, 11/26/11
Touchdowns	2 vs. Georgia State, 9/8/12 & at Georgia, 9/29/12

GAME-BY-GAME

2010 Opp.	Run-Yds-TD / Rec-Yd	2011 Opp.	Run-Yds-TD / Rec-Yd
UT-Martin	9-79-0	Montana	2-7-0, 4
Oregon	2-2-0	Cincinnati	3-10-0, 12
Florida	DNP	at Florida	0-0-0
UAB	4-20-0	Buffalo	3-20-1, 20 / 1-14-0
at LSU	0-0-0	Georgia	2-7-0, 11
at Georgia	2-3-0 / 3-70-0	LSU	1-5-0, 5 / 1-38-0, 38
Alabama	6-36-0 / 2-29-0	at Alabama	1-6-0, 6 / 1-1-0, 1
at S. Carolina	6-16-0 / 1-(6)-0	So. Carolina	0-0-0 / 2-10-0, 6
at Memphis	4-14-0	MTSU	3-22-0, 17 / 1-18-0, 18
Mississippi	4-(-1)-0	at Arkansas	4-24-1, 11 / 3-63-0, 50
at Vanderbilt	DNP	Vanderbilt	6-29-0, 6 / 0-0-0
Kentucky	DNP	at Kentucky	2-4-0, 7 / 4-125-1, 53
UNC (Bowl)	9-28-0 / 1-7		

2012 Opp.	Run-Yds-TD, Lg	Rec-Yd-TD, Lg
vs. NC State	22-53-1, 8	2-(-2)-0, 0
Ga. State	13-65-2, 19	1-12-0, 12
Florida	23-87-0, 20	2-20-0, 12
Akron	22-151-0, 29	3-22-1, 10
at Georgia	23-104-1, 20	5-53-1, 17
at Miss State	9-40-1, 11	2-11-0, 9
Alabama	DNP-INJ	
at So. Carolina	DNP-INJ	
Troy	7-32-0, 17	1-23-1, 23
Missouri	15-68-0, 13	2-12-1, 8

#1 MICHAEL PALARDY

PK/P, 5-11, 177, Jr., Coral Springs, Fla.

- Third-year specialist, listed as co-starter at placekicker and punter
- Primary kicker in seven of 10 games, making 7-of-10 on field goals, 32-of-34 on PATs
- Served as primary punter in last four games
- Punted 24 times this season for 43.0 average with nine punts of 50-plus yards and nine punts inside 20
- Handling kickoffs for 2012, with 61.8 average and 24 touchbacks
- Booted 51 and 59-yard punts vs. Missouri (11/10) as part of 45.8 average
- Connected on 21, 31-yard field goals and career-high seven PATs along with three punts for 37.0 average vs. Troy (11/3)
- Booted career-long 66-yard punt as part of a 40.0 average at #17 South Carolina (10/27); made 5-of-5 PATs
- Served as primary kicker and punter in a game for first time in 2012 vs. #1 Alabama (10/20) and made pair of field goals (32, 21 yards); punted five times for 48.2 average including career-long 56-yard punt with two inside 20
- Made a 38-yard field goal and punted three times for 44.7 average at #19 Miss State (10/13), including career-long 54-yard punt
- Returned to placekick Vols' final PAT at #5 Georgia (9/29) after not kicking for two games
- Punted career-high five touchbacks vs. Akron (9/22)
- Punted three times for 44.3 average with two 50-yard punts vs. #18 Florida (9/15), three punts inside 20-yard line
- Opened 2012 with two field goals (20, 34 yards) vs. NC State (8/31), also kicked off seven times with three touchbacks
- In 2011, served as starting placekicker, playing 11 games
- Had 52 punts on 25-of-26 PATs, 9-of-14 field goals
- Also punted 14 times for 36.8 avg
- 43 kickoffs for 63.1 average including six touchbacks
- Bested career-long field goal for second week in a row with a 52-yarder at #2 Alabama (10/22/11). Kick was longest by a Vol since Jeff Hall (53 yards) vs. Okla. St. in 1995.

>> Full profile on Record Book Page 90

CAREER STATS

Kicking/GS	FG	FGA	Pct.	PAT	PTS	0-29	30-39	40-49	50+	LONG
2010	11/6	5	7	71.4	13-14	28	1-1	4-4	0-1	0-1 39-SC
2011	11/11	9	14	64.3	25-26	52	5-5	1-2	2-5	1-2 52-Ala
2012	10/7	7	10	70.0	32-34	53	3-3	4-5	0-1	0-0 38-MSU
Tot.	32/24	21	31	67.7	70-74	133	9-9	9-11	2-7	1-3 52-Ala

Punting/GP/GS	No	Yds	Avg	TB	FC	I20	I10	50+	Bk	Long
2010	11/0	4	157	39.2	0	1	0	0	1	0 51-LSU
2011	11/3	14	515	36.8	0	6	1	0	0	1 46-Ala
2012	10/4	24	1033	43.0	1	7	9	4	9	0 66-SC
Totals	32/7	42	1705	40.6	1	14	10	4	10	1 66-SC

CAREER HIGHS

Field Goals Made	3 vs. Memphis, 11/6/10
Field Goals Attempted	3 vs. Memphis, 11/6/10 & vs. Georgia, 10/8/11
Longest Field Goal	52 at Alabama, 10/22/11
Longest Attempt	52 vs. Alabama, 10/23/10 & at Alabama, 10/22/11
PATs	7-7 vs. Troy, 11/3/12
Punts	5 at Alabama, 10/22/11 & vs. Alabama, 10/20/12
Punting Average	51.0 vs. LSU, 10/2/10
Long Punt	66 at South Carolina, 10/27/12
Kickoff Touchbacks	5 vs. Akron, 9/22/12

GAME-BY-GAME

2010 Opp.	FG-FGA, Seq.	PATs	Punts-Yds-Avg, Lg
at LSU	0-1, 45	2-2	1-51-51.0, 51
at Georgia	0-0	2-2	
Alabama	1-2, (33) 52	1-1	
at So. Carolina	1-1 (39)	3-3	
at Memphis	3-3 (24) (32) (33)	5-6	
Kentucky	0-0	0-0	3-106-35.3, 46

2011 Opp.	FG-FGA, Seq.	PATs	Punts-Yds-Avg, Lg
Montana	0-0	6-6	2-81-40.5, 44
Cincinnati	1-2, 43 (37)	6-6	0-0
at Florida	1-2, 37 (20)	2-2	1-39-39.0, 39 Blk
Buffalo	2-2, (28) (28)	5-5	0-0
Georgia	2-3, 51 (28) (43)	0-1	0-0
LSU	0-0	1-1	1-42-42.0
at Alabama	2-2, (40) (52)	0-0	5-200-40.0, 46 1-5 Passing
South Carolina	1-2, (22) 47	0-0	3-106-35.3, 45 11-20
MTSU	DNP		
at Arkansas	0-0	1-1	2-47-23.5, 35
Vanderbilt	0-0	3-3	0-0
at Kentucky	0-1, 46	1-1	0-0

2012 Opp.	FG-FGA, Seq.	PATs	Punts-Yds-Avg, Lg
NC State	2-2 (34) (20)	3-4	0-0
Ga. State	0-1 (39)	5-6	1-31-31.0, 31
Florida	0-0	0-0	3-133-44.3, 50
Akron	0-0	0-0	0-0
at Georgia	0-0	1-1	0-0
at Miss State	1-1 (38)	4-4	3-134-44.7, 54
Alabama	2-2 (32) (21)	1-1	5-241-48.2, 56
at So. Carolina	0-0	5-5	5-200-40.0, 66
Troy	2-3 (39) (21) (31)	7-7	3-111-37.0, 43
Missouri	0-1 (43)	6-6	4-183-45.8, 59

#84 CORDARRELLE PATTERSON

Pronounced (core-DARE-uhl)

WR, 6-3, 205, Jr., Rock Hill, S.C.

- No. 1 JUCO recruit in the nation, serving as starting Z receiver and starter on kickoff return
- In first 10 SEC games, racked up 1,453 all-purpose yards (145.3) to rank first in the SEC, tied for 24th in NCAA
- Mark of 1,453 all-purpose yards ranks as ninth-most in a season in Tennessee history; record is Reggie Cobb (1,721)
- **With 30.7 yards per kickoff return, ranks eighth in the NCAA and first in the SEC**
- One of seven players in NCAA to score a touchdown three different ways in 2012
- In 10 starts, has 39 catches for 638 yards with four touchdowns
- Rushed 21 times for 270 yards (11.7 per carry), three TDs
- **Became fifth Vol with a return touchdown and a TD by rushing or receiving with a 98-yard kickoff return score and an 11-yard touchdown catch at #19 Miss State (10/13); last was Carl Pickens in 1990**
- Scored third rushing touchdown on 5-yard rush to open scoring vs. Missouri (11/10); totaled 161 all-purpose yards and also completed a pass for 28 yards to Mychal Rivera
- **Career-best 275 all-purpose yards (2nd-most in UT history) including 219 receiving yards (4th-most in UT history) on career-high nine catches vs. Troy (11/3)**, also returned two kickoffs for 43 yards
- 52 total yards at #17 South Carolina (26 receiving, 21 rushing, 13 kickoff return yards)
- Compiled 130 all-purpose yards vs. #1 Alabama with 111 on kickoff returns and 25 receiving
- Scored on a 98-yard kickoff return for Vols' first conventional kickoff return for a TD since 2002, at #19 Miss State (10/13); overall had 195 all-purpose yards including 57 rushing and 25 receiving
- Rushed for 46-yard touchdown at #5 Georgia (9/29) as part of 55 rushing yards, also had two catches for 31 yards
- Two catches for 20 yards, a kickoff return for 26 yards and rushed twice for 12 yards vs. Akron (9/22)
- Career-best eight catches for 75 yards including a 2-yard TD pass to give Vols their first TD in first quarter vs. Florida (9/15) since 2004
- Gained 195 yards on all-purpose yards with 71 receiving yards, 18 rushing yards and 106 kickoff return yards vs. Georgia State (9/8)
- Named to College Football Performance Award All-Purpose Yardage Honor Roll (Sept. 4)
- Huge debut with UT recording 165 all-purpose yds (93 rec/72 rush). Scored two touchdowns on a 41-yard reception and a 67-yard rush vs. NC State (8/31)
- #1 JUCO prospect in nation by 247Sports.com; 5-star by 247Sports & Scout
- Two-time NJCAA All-American at Hutchinson CC (Kan.)
- Caught 61 passes for 924 yards & 15 TDs in 2011, also rushed for 379 yards. Returned 10 kickoffs for 48.2 yards per return with three touchdowns

>> Full profile on Record Book Page 91



CAREER STATS

Receiving	GP/GS	No	Yds	Avg	Per/G	TD	Long	High Yd
2012	10/10	39	638	16.4	63.8	4	58-Troy	219-Troy

Rushing	GP	No	Yds	Avg	Per/G	TD	Long	High Yd
2012	10	23	270	11.7	27.0	3	67-NC	72-NC

Kickoff Returns	GP	No	Yds	Avg	Per/G	TD	Long	High Yd
2012	10	18	553	30.7	55.3	1	98-MSU	113-MSU

CAREER HIGHS

Receptions	9 vs. Troy 11/3/12							
Receiving Yards	218 vs. Troy 11/3/12 (4th in UT history)							
Rushes	5 vs. Missouri, 11/10/12							
Rushing Yards	72 vs. NC State, 8/31/12							
Touchdowns	2 vs. NC State, 8/31/12 & at Mississippi State, 10/13/12							
Kickoff Returns	4 vs. Alabama, 10/20/12							
Kickoff Return Yards	113 at Mississippi State, 10/13/12							
All-Purpose Yards	275 vs. Troy, 11/3/12							

GAME-BY-GAME

2012 Opp.	Rec-Yds-TD, Lg	Rush-Yds-TD, Lg	KR-Yds-TD, Lg
vs. NC State	6-93-1, 41	2-72-1, 67	0-0-0
Ga. State	3-71-0, 45	1-18-0, 18	3-106-0, 61
Florida	8-75-1, 18	0-0-0	1-19-0, 19
Akron	2-20-0, 13	2-12-0, 17	1-26-0, 26
at Georgia	2-31-0, 20	3-55-1, 46	2-42-0, 21
at Miss State	2-25-1, 24	3-57-0, 34	1-113-1, 98
Alabama	1-25-0, 25	2-(-6)-0, 0	4-111-0, 45
at So. Carolina	3-26-0, 13	3-21-0, 9	1-13-0, 13
Troy	9-219-1, 58	2-13-0, 14	2-43-0, 24
Missouri	3-53-0, 22	5-28-1, 15	3-80-0, 34

#37 BRIAN RANDOLPH

DB, 6-0, 195, So., Kennesaw, Ga.

- Starting free safety for first three games, suffered knee injury vs. Florida (9/15) and will miss remainder of 2012
- At time of injury, was leading tackler for Vols with 22 stops and two break-ups
- Tied for second on team in tackles with seven vs. #18 Florida (9/15)
- Tied for team lead in tackles for second game in a row vs. Georgia State (9/8) with seven stops
- Tied for team-lead with eight tackles vs. NC State (8/31)
- 2011 Second-Team Freshman All-American by Yahoo! Sports
- 2011 Third-Team Freshman All-American by Phil Steele
- 2011 SEC Coaches All-Freshman Defensive Back
- In 2011, as a true freshman played in all 12 games with eight starts, seeing action at free safety and in nickel
- Finished fifth on team in tackles with 55 along with two pass break-ups and a TFL
- Posted fifth-most tackles by a UT true freshman all-time with 55, ahead of Reggie White (51 in 1980)
- Had 23 tackles in three-game span, coming against nation's top teams: #1 LSU, #2 Alabama & #14 S. Carolina

>> Full profile on Record Book Page 93

CAREER STATS

Defense	GP/GS	UT	AT	TT	Sack	TFL	FF	FR	PD	Int	High Tk
2011	12/8	37	18	55	0-0	1-4	1	0	2	0-0	12-UK
2012	3/3	17	5	22	0-0	2-4	0	0	2	0-0	8-NC
Totals	15/11	54	23	77	0-0	3-8	1	0	4	0-0	12-UK

CAREER HIGHS

Tackles	12 at Kentucky, 11/26/11										
TFLs	1 at Kentucky, 11/26/11 & vs. NC State, 8/31/12										
Passes Defended	2 vs. Cincinnati, 9/10/11										
10-Tackle Games	1 at Kentucky, 11/26/11										

GAME-BY-GAME

2011 Opp.	U-A-T, Other	2012 Opp.	U-A-T, Other
Montana	1-0-1	vs. NC State	7-1-8, 1-2 tfl
Cincinnati	1-1-2, 2 pd	Ga. State	7-0-7
at Florida	1-1-2	Florida	3-4-7, pd
Buffalo	3-0-3	Akron	DNP-INJ
Georgia	0-0-0	at Georgia	DNP-INJ
LSU	8-1-9	at Miss State	DNP-INJ
at Alabama	7-1-8	Alabama	DNP-INJ
South Carolina	5-1-6, ff	at So. Carolina	DNP-INJ
MTSU	4-0-4		
at Arkansas	2-3-5		
Vanderbilt	1-2-3		
at Kentucky	4-8-12, 1-4 tfl		

#74 ANTONIO RICHARDSON

OL, 6-6, 332, So., Nashville, Tenn.

- Earned starting left tackle job in training camp as senior Dallas Thomas makes move to left guard
- Started all 10 games at left tackle
- Helped offense to 495.1 yards of offense per game (14th in NCAA), 334 yards of passing offense (7th in NCAA), just five sacks allowed (0.5 per game/second in NCAA)
- Vols have had five games with 500-plus yards of total offense, the most since posting six in 1997
- Aided offense in school-record 718 yards vs. Troy (11/3)
- Did an outstanding job against #17 South Carolina (10/27), holding Jadeveon Clowney without a sack until late in the fourth quarter.
- Helped Vols to 633 yards of total offense vs. Akron (9/22) including 232 rushing
- Helped UT to 524 yards of total offense vs. NC State (8/31), including 191 rushing yards
- In 2011, played in all 12 games as part of offensive line on field goal and PAT attempts

>> Full profile on Record Book Page 94

#81 MYCHAL RIVERA

TE, 6-3, 244, Sr.-RS, Valencia, Calif.

- Named to John Mackey Award Preseason Watch List
- Preseason All-SEC Third Team by Lindy's
- Second-year starter at tight end at Tennessee
- Third on UT in catches (30) and receiving yards (485)
- Has at least one catch in 16 games in a row
- Career highs with 10 catches for 129 yards and a 21-yard touchdown catch vs. Missouri (11/10); game marked his first-career 100-yard game
- Three catches for 44 yards including a 13-yard touchdown pass from Pig Howard at #17 South Carolina (10/27)
- Second-longest catch of career with 43-yarder vs. #1 Alabama (10/20)
- Career-long 62-yard reception as part of three catches for 82 yards at #5 Georgia (9/29)
- Two catches for 43 yards vs. Akron (9/22)
- Third-career touchdown on a 6-yard pass vs. #18 Florida (9/15) in racking up four catches for 47 yards
- On 22nd birthday, scored second-career touchdown on 19-yard grab, also had four catches for 70 yards vs. Georgia State (9/8)
- Opened 2012 with 13-yards catch vs. NC State (8/31)
- In 2011, starting tight end had 29 catches for 344 yards and a touchdown
- 21st among all tight ends in NCAA in receptions (3rd in SEC) and 19th in receiving yards (3rd in SEC)
- Second on UT in catches and second in receiving yards
- Made five catches for career-high 71 yards at #16 Florida (9/17/11). First-ever TD on 18-yard reception in fourth quarter. Most catches in a single game by a UT tight end since Chris Brown in 2007 with six vs. Cincinnati
- Began at Oregon as 2008 signee, but transferred to College of Canyons (in hometown of Valencia)

>> Full profile on Record Book Page 94

CAREER STATS

Receiving	GP/GS	No	Yds	Avg	Per/G	TD	Long	High Yd
2010	13/0	11	112	10.2	8.6	0	26-Miss	35-Miss
2011	12/12	29	344	11.9	28.7	1	20-Fla	85-UGa
2012	10/8	30	485	16.2	48.5	4	62-UGa	129-Mizz
Total	35/20	70	941	13.4	26.9	5	62-UGa	129-Mizz

CAREER HIGHS

Receptions	10 vs. Missouri, 11/10/12							
Receiving Yards	129 vs. Missouri, 11/10/12							
Long Reception	62 at Georgia, 9/29/12							
Touchdowns	1 five times, last 10 vs. Missouri, 11/10/12							

2010 Opp.	Rec-Yds-TD, Lg	2011 Opp.	Rec-Yds-TD, Lg
UT-Martin	1-7-0, 7	Montana	0-0-0
Oregon	0-0-0	Cincinnati	6-54-0, 12
Florida	0-0-0	at Florida	5-71-1, 20
UAB	2-6-0, 3	Buffalo	3-38-0, 17
at LSU	0-0-0	Georgia	5-85-0, 19
at Georgia	1-4-0, 4	LSU	0-0-0
Alabama	1-16-0, 16	at Alabama	1-13-0, 13
at S. Carolina	0-0-0	So. Carolina	2-15-0, 10
at Memphis	3-29-0, 11	MTSU	3-32-0, 15
Mississippi	2-35-0, 26	at Arkansas	1-7-0, 7
at Vanderbilt	0-0-0	Vanderbilt	1-11-0, 11
Kentucky	0-0-0	at Kentucky	2-18-0, 11
UNC (Bowl)	1-15-0, 15		

2012 Opp.	Rec-Yds-TD, Lg	2012 Opp.	Rec-Yds-TD, Lg
vs. NC State	1-13-0, 13	Alabama	1-43-0, 43
Ga. State	4-70-1, 23	at S. Carolina	3-44-1, 27
Florida	4-47-1, 20	Troy	1-7-0, 7
Akron	2-43-0, 24	Missouri	10-129-1, 28
at Georgia	3-82-0, 62		
at Miss State	1-7-0, 7		

#83 ZACH ROGERS

WR, 6-0, 172, Sr., Nashville, Tenn.

- Fourth-year receiver, seeing time in the slot, third starter
- Fourth on team in receiving yards with career season-high 449; Fourth in receptions with career-best 29
- In first six games, surpassed season total of each of the last two seasons (14) with 17 catches
- Tied Vols record for single-game receiving touchdowns with three at South Carolina (10/27), joined Justin Hunter as second player to accomplish feat this season
- Four catches for 32 yards vs. Missouri (11/10)
- Two catches for 26 yards vs. Troy (11/3)
- Career-game with six catches for career-high 107 yards with UT single-game record-tying three touchdowns (8, 37, 22 yards) at #17 South Carolina (10/27)
- Led Vols with three catches at #19 Miss State (10/13) for 35 yards
- Career-bst six catches for 51 yards including 4-yard touchdown reception at #5 Georgia (9/29)
- Three receptions for 72 yards including game-long of 48 yards vs. Akron (9/22)
- Three catches for 39 yards vs. #18 Florida (9/15)
- Career-high 87 receiving yards in opener vs. NC State (8/31), including career-long tying 72-yard touchdown (equaling long vs. UAB in 2010)
- In 2011, played in all 12 games as slot receiver, started six
- Had 14 catches for 189 yards with a touchdown

>> Full profile on Record Book Page 97

CAREER STATS

Receiving	GP/GS	No	Yds	Avg	Per/G	TD	Long	High Yd
2009	12/0	3	19	6.3	1.6	0	11-WKY	11-WKY
2010	12/4	14	207	14.8	17.2	1	72-UAB	78-UAB
2011	12/6	14	189	13.5	15.8	1	19-2x	34-Fla
2012	10/5	29	449	15.5	44.9	5	72-NC	107-SC
Totals	45/15	60	864	14.4	19.2	7	72-UAB	107-SC

CAREER HIGHS

Receptions	6 at Georgia, 9/29/12 & at South Carolina, 10/27/12							
Receiving Yards	107 at South Carolina, 10/27/12							
Rushing Yards	9 South Carolina, 10/30/10							
Touchdowns	3 at South Carolina, 10/27/12 (T-UT Record)							

2009 Opp.	Rec-Yds-TD, Lg	2010 Opp.	Rec-Yds-TD, Lg / Run
Western Ky	1-11-0	UT-Martin	1-7-0
UCLA	1-6-0	Oregon	3-45-0
at Florida	DNP	Florida	4-53-0
Ohio	0-0-0	UAB	2-78-1
Auburn	0-0-0	at LSU	1-5-0
Georgia	0-0-0	at Georgia	1-8-0
at Alabama	0-0-0	Alabama	1-6-0
So. Carolina	1-2-0	at S. Carolina	0-0-0 / 1-9-0
Memphis	0-0-0	at Memphis	0-0-0 / 1-1-0
at Mississippi	0-0-0	Mississippi	0-0-0 / 1-4-0
Vanderbilt	0-0-0	at Vanderbilt	DNP
at Kentucky	0-0-0	Kentucky	0-0-0
Va. Tech (Bowl)	0-0-0	UNC (Bowl)	1-5-0

2011 Opp.	Rec-Yds-TD, Lg	2012 Opp.	Rec-Yds-TD, Lg
Montana	1-14-0, 12	vs. NC State	2-87-1, 72
Cincinnati	2-25-1, 16	Ga. State	0-0-0
at Florida	2-34-0, 18	Florida	3-39-0, 27
Cincinnati	2-24-0, 14	Akron	3-72-0, 48
Georgia	1-19-0, 19	at Georgia	6-51-1, 22
LSU	0-0-0	at Miss State	3-35-0, 19
at Alabama	0-0-0	Alabama	0-0-0
So. Carolina	2-24-0, 14	at S. Carolina	6-107-3, 37
MTSU	1-13-0, 13	Troy	2-26-0, 18
at Arkansas	2-17-0, 14	Missouri	4-32-0, 12
Vanderbilt	1-19-0, 19		
at Kentucky	0-0-0		

#41 DONTAVIS SAPP

Pronounced (don-TAY-vis)

LB, 6-2, 224, Jr., Valdosta, Ga.

- Backup WILL linebacker behind senior Herman Lathers
- Has 14 tackles and 2.5 TFLs in 10 games with two starts
- Credited with a blocked punt vs. Troy (11/3) when low ball was punted off his helmet
- Two tackles at #17 South Carolina (10/27)
- Recovered a fumble vs. #1 Alabama (10/20) with a tackle
- Four stops in second-career start vs. Akron (9/22)
- Drew first-career start vs. Georgia State (9/8) and made four tackles including 1.5 TFLs
- Had a 4-yard tackle for loss in opener vs. NC State (8/31)
- In 2011, played in all 12 games and made 20 tackles along with a fumble recovery and a sack
- Former defensive back moved to linebacker for 2011

>> Full profile on Record Book Page 98

CAREER STATS

Defense/GP/GS	UT	AT	TT	Sack	TFL	FF	FR	Blk	Int	High Tk
2010	11/0	1	4	5	0-0	0-0	0	0	0-0	1-5x
2011	12/0	11	9	20	1-6	1-6	1	1	0-0	6-UK
2012	10/2	7	7	14	0-0	2.5-10	0	1	1	0-0
Total	33/2	19	20	39	1-6	2.5-16	1	2	1	0-0

CAREER HIGHS

Tackles	6 at Kentucky, 11/26/11
Sacks	1 vs. Cincinnati, 9/10/11
Tackles For Loss	1.5 vs. Georgia State, 9/8/12
Fumble Recovery	1 vs. Middle Tenn, 11/5/11 & vs. Alabama, 10/20/12
Blocked Punt	1 vs. Troy, 11/3/12

GAME-BY-GAME

2010 Opp.	U-A-T, Other	2011 Opp.	U-A-T, Other
UT-Martin	0-0-0	Montana	2-0-2
Oregon	0-0-0	Cincinnati	2-2-4, 1-6 sk, 1-6 tfl, ff
Florida	1-0-1	at Florida	1-0-1
UAB	0-0-0	Buffalo	0-0-0
at LSU	0-1-1	Georgia	0-0-0
at Georgia	0-0-0	LSU	1-0-1
Alabama	0-0-0	at Alabama	0-0-0
at S. Carolina	0-0-0	So. Carolina	3-2-5
at Memphis	0-1-1	MTSU	1-0-1, fr
Mississippi	0-1-1	at Arkansas	0-0-0
at Vanderbilt	0-0-0	Vanderbilt	0-0-0
Kentucky	0-1-1	at Kentucky	1-5-6
UNC (Bowl)	0-0-0		

2012 Opp.	U-A-T, Other	2012 Opp.	U-A-T, Other
vs. NC State	1-0-1, 1-4 tfl	Alabama	1-0-1, fr
Ga. State	2-2-4, 1.5-6 tfl	at S. Carolina	1-1-2
Florida	1-1-2	Troy	0-0-0 blk punt
Akron	1-3-4, qh	Missouri	0-0-0
at Georgia	0-0-0		
at Miss State	0-0-0		

#96 TREVARRIS SAULSBERRY

DL, 6-4, 285, Fr.-RS, Gainesville, Fla.

- Played in four games with five tackles and a TFL
 - Missed Missouri (11/10) game with injury
 - First significant playing time vs. #1 Alabama (10/20), making first five tackles of his career
 - Redshirt season in 2011 after All-State career at Gainesville High School in Florida
- >> Full profile on Record Book Page 99

CAREER STATS

Defense/GP/GS	UT	AT	TT	Sack	TFL	FF	FR	PD	Int	High Tk
2012	4/0	4	1	5	0-0	1-1	0	0	0-0	5-ALA

CAREER HIGHS

Tackles	5 vs. Alabama, 10/20/12
Tackles For Loss	1 vs. Alabama, 10/20/12

GAME-BY-GAME

2012 Opp.	U-A-T, Other
Ga. State	0-0-0
Alabama	4-1-5, 1-1 tfl
at So. Carolina	0-0-0
Troy	0-0-0

#94 DARRINGTON SENTIMORE

DL, 6-2, 288, Jr.-RS, Norco, La.

- Played all 10 games, started nine games and has 15 tackles with team-best four sacks for 33 yards and team-high tying 5.0 TFLs for 36 yards
 - In first game vs. former team Alabama (10/20), posted a 10-yard sack as part of three tackles
 - Had an 8-yard sack at #19 Miss State (10/13)
 - Four tackles with a TFL and a fumble recovery at #5 Georgia (9/29)
 - Four tackles including a 4-yard sack vs. Akron (9/22)
 - 11-yard sack vs. Georgia State (9/8) for first UT tackle
 - Made UT debut, first-career start vs. NC State (8/31)
 - JUCO transfer, joined Vols in spring after year at Gulf Coast (Miss.) CC
 - In 2011 at Gulf Coast CC in Mississippi, had 39 tackles with seven sacks
 - Began career at Alabama, played in 11 games in 2010 with Crimson Tide
- >> Full profile on Record Book Page 99

CAREER STATS

Defense/GP/GS	UT	AT	TT	Sack	TFL	FF	FR	QH	PD	Int	High Tk
2010 UA	11/0	3	6	9	0-0	0.5-1	1	0	0	0-0	3-Duke
2012	10/9	7	8	15	4-33	5-36	0	1	4	0-0	4-2x
Totals	21/9	10	14	24	4-33	5.5-37	1	1	4	0-0	4-2x

CAREER HIGHS

Tackles	4 vs. Akron, 9/22/12 & at Georgia, 9/29/12
Sacks	1 four times, last vs. Alabama, 10/20/12
Tackles For Loss	1 five times, last vs. Alabama, 10/20/12

GAME-BY-GAME

2012 Opp.	U-A-T, Other	2012 Opp.	U-A-T, Other
vs. NC State	0-0-0	Alabama	1-2-3, 1-10 sk, 1-10 tfl, 2qh
Ga. State	1-0-1, 1-1 sk, 1-1 tfl, qh	at So. Carolina	0-0-0
Florida	0-0-0	Troy	0-2-2, pd
Akron	2-2-4, 1-4 sk, 1-4 tfl, qh	Missouri	0-0-0
at Georgia	2-2-4, 1-3 tfl, fr		
at Miss State	1-0-1, 1-8 sk, 1-8 tfl		

#55 JACQUES SMITH

Pronounced (JOCK-kwez)

LB, 6-2, 255, So., Ooltewah

- Started four games at JACK in Vols new 3-4 system after playing defensive line last two seasons
 - Played all 10 games, four starts with 20 tackles and 4.5 TFL for 23 yards
 - Five tackles with 1.5 TFL and a 10-yard sack at #19 Miss State (10/13), had career-best four quarterback hurries
 - Tied career-high with six tackles including a TFL vs. #18 Florida (9/15)
 - Opened 2011 with four tackles vs. NC State (8/31)
 - In 2011, played in all 12 games, started eight at left end
 - Ninth on the team in tackles with 35 including 7.5 TFLs for 26 yards, ranking second on team
 - Also, second on team with six quarterback hurries
 - Career-high six tackles, including two TFLs, in finale at Kentucky (11/26/11)
 - Coaches' All-SEC Freshman Team honors in 2010
- >> Full profile on Record Book Page 100

CAREER STATS

Defense/GP/GS	UT	AT	TT	Sack	TFL	FF	FR	PD	Int	High Tk
2010	13/0	15	9	24	2-7	5-18	1	4	0	0-0
2011	12/8	22	13	35	0-0	7.5-26	1	6	1	0-0
2012	10/4	10	10	20	1-10	4.5-23	0	6	0	0-0
Totals	35/12	47	32	79	3-17	17-70	2	16	1	0-0

CAREER HIGHS

Tackles	6 at Kentucky, 11/26/11, vs. Florida, 9/15/12
TFLs	2 three times, last at Kentucky, 11/26/11
Quarterback Hurries	4 at Mississippi State, 10/13/12

GAME-BY-GAME

2010 Opp.	U-A-T, Other	2011 Opp.	U-A-T, Other
UT-Martin	4-0-4, 1-3 tfl	Montana	3-1-4, 2-7 tfl, qh
Oregon	1-0-1, 1-4 tfl	Cincinnati	3-2-5, 0.5-5 sk, 0.5-5 tfl
Florida	1-0-1	at Florida	4-1-5, 2-5 tfl, pd
UAB	1-0-1	Buffalo	0-0-0, qh
at LSU	1-0-1	Georgia	1-2-3, 1-1 tfl
at Georgia	2-1-3, 1-4 tfl	LSU	1-4-5
Alabama	1-0-1	at Alabama	0-0-0, qh
at S. Carolina	2-0-2	So. Carolina	1-0-1
at Memphis	1-0-1, 1-5 sk, 1-5 tfl, ff	MTSU	2-0-2, ff
Mississippi	1-1-2, 1-2 sk, 1-2 tfl	at Arkansas	1-2-3
at Vanderbilt	0-0-0	Vanderbilt	1-0-1, qh
Kentucky	1-2-3	at Kentucky	5-1-6, 2-8 tfl
UNC (Bowl)	0-0-0		

2012 Opp.	U-A-T, Other	2012 Opp.	U-A-T, Other
vs. NC State	3-1-4	Alabama	0-0-0
Ga. State	1-0-1, qh	at S. Carolina	0-0-0
Florida	2-4-6, 1-3 tfl, qh	Troy	1-0-1, 1-2 tfl, qh
Akron	0-1-1	Missouri	1-0-1, 1-6 tfl
at Georgia	1-0-1		
at Miss State	1-4-5, 1-10 sk, 1.5-12 tfl, 4 qh		

#64 JAMES STONE

OL, 6-3, 300, Jr., Nashville

- Regained starting center role in preseason camp after starting first six games of 2011 at center
 - Started all nine games in 2012 at center
 - A left-hander, Stone is snapping under center with right hand and shotgun snaps with left hand
 - Helped offense to 495.1 yards of offense per game (14th in NCAA), 334 yards of passing offense (7th in NCAA), just five sacks allowed (0.5 per game/second in NCAA)
 - Vols have had five games with 500-plus yards of total offense, the most since posting six in 1997
 - Aided offense to school-record 718 yards vs. Troy (11/3)
 - Helped Vols to 633 yards of total offense vs. Akron (9/22) including 232 rushing
 - In 2011, played in nine of 12 games
 - Earned *Sporting News* and FWAA Freshman All-American honors in 2010, playing 12 games
- >> Full profile on Record Book Page 102

#10 MARSALIS TEAGUE

DB, 5-11, 182, Sr., Paris

- Started at left cornerback as a senior in first three games of the season; has nine tackles in five games
 - Named to Senior Bowl Preseason Watch List
 - Had first-career interception along with three tackles vs. NC State (8/31)
 - In 2011, started eight games, playing in 11 of 12, started first six games and final two at right cornerback
 - Had 27 tackles, two pass break-ups and fumble recovery
 - Converted wide receiver, played wideout in 2009
- >> Full profile on Media Guide Page 107

CAREER STATS

Defense/GP/GS	UT	AT	TT	Sack	TFL	FF	FR	PD	Int	High Tk
2009	13/5*	1	2	0-0	0-0	0	0	0	0-0	1-2x
2010	11/8	29	17	46	0-0	0.5-1	0	8	0-0	11-UK
2011	11/8	13	14	27	0-0	0.5-0	0	1	2	0-0
2012	5/3	6	3	9	0-0	0-0	0	1	1-0	3-NCS
Totals	40/24	49	35	84	0-0	1-1	0	11	1-0	11-UK

* Started five games at wide receiver

CAREER HIGHS

Tackles	11 vs. Kentucky, 11/27/10
Interceptions	1 vs. NC State, 8/31/12
Passes Defended	3 vs. UAB, 9/25/10

GAME-BY-GAME

2010 Opp.	U-A-T, Other	2011 Opp.	U-A-T, Other
UT-Martin	1-0-1, pd	Montana	1-2-3, fr
Oregon	3-3-6, pd	Cincinnati	2-1-3, pd
Florida	2-3-5, 0.5-1 tfl	at Florida	1-1-2, pd
UAB	4-0-4, 3 pd	Buffalo	0-0-0
at LSU	3-5-8, pd	Georgia	3-2-5
at Georgia	1-2-3	LSU	1-3-4
Alabama	2-1-3, pd	at Alabama	0-0-0
at S. Carolina	DNP	So. Carolina	DNP
at Memphis	DNP	MTSU	1-0-1
Mississippi	2-0-2, pd	at Arkansas	0-1-1
at Vanderbilt	1-0-1	Vanderbilt	4-3-7, 0.5-1 tfl
Kentucky	9-2-11	at Kentucky	0-1-1
UNC (Bowl)	1-1-2		

2012 Opp.	U-A-T, Other	2012 Opp.	U-A-T, Other
vs. NC State	3-0-3, 1-0 int	Alabama	DNP
Ga. State	1-1-2	at S. Carolina	DNP
Florida	0-2-2	Troy	DNP
Akron	2-0-2	Missouri	DNP
at Georgia	DNP		
at Miss State	0-0-0		

#71 DALLAS THOMAS

LT, 6-5, 310, Sr.-RS, Baton Rouge, La.

- On Outland Trophy Watch List for 2012
 - Member of Senior Bowl Watch List for 2012
 - Named to 2012 Preseason All-SEC Teams by SEC Coaches; also 3rd team by Lindy's & Phil Steele
 - Started 35 games in a row (all 10 in 2012 at left guard, 25 at left tackle)
 - Helped offense to 495.1 yards of offense per game (14th in NCAA), 334 yards of passing offense (7th in NCAA), just five sacks allowed (0.5 per game/second in NCAA)
 - Vols have had five games with 500-plus yards of total offense, the most since posting six in 1997
 - Aided offense to school-record 718 yards vs. Troy (11/3)
 - Helped Vols to 633 yards of total offense vs. Akron (9/22) including 232 rushing
 - Moved to left guard for 2012 after starting last 25 games in a row at left tackle, all 12 in 2011 and 13 in 2010
 - Earned Fourth Quarter Award from team in Spring 2012 for adding intangible values to team
 - Made first-career start at left guard in opener vs. NC State (8/31)
 - Part of offensive line that has allowed just 18 sacks (1.5 per game), third-fewest in SEC in 2011
- >> Full profile on Record Book Page 104



#35 JARON TONEY

DB, 5-10, 188, Jr.-RS, Alcoa, Tenn.

- Former tailback has made a major impact in the secondary playing in nickel and dime situations
 - Played in nine games, making 26 tackles with 21 tackles in last two games
 - Career-high 11 tackles vs. Missouri (11/10)
 - Posted first-career double-figure tackle game with 10 vs. Troy (11/3), including first-career TFL
 - Two tackles at South Carolina (10/27)
 - In 2011, at tailback, ran 31 times for 74 yards including career-high 52 yards on 19 carries vs. MTSU (11/5/11)
 - Local star at Alcoa H.S., ran for Tennessee State record 50 rushing touchdowns, along with 2,358 yards
- >> Full profile on Record Book Page 105

CAREER STATS

Defense	GP/GS	UT	AT	TT	Sack	TFL	FF	FR	PD	Int	High Tk
2012	9/0	19	7	26	0-0	1-2	0	0	2	0-0	11-Mizz

CAREER HIGHS

Tackles	11 vs. Missouri, 11/10/12
Tackles For Loss	1 vs. Troy, 11/3/12
Passes Defended	2 vs. Troy, 11/3/12

GAME-BY-GAME

2012 Opp.	U-A-T, Other	2012 Opp.	U-A-T, Other
vs. NC State	DNP	Alabama	0-0-0
Ga. State	0-1-1	at So. Carolina	2-0-2
Florida	0-0-0	Troy	8-2-10, 1-2 tfl, 2 pd
Akron	0-0-0	Missouri	7-4-11
at Georgia	1-0-1		
at Miss State	1-0-1		

#23 PRENTISS WAGNER

DB, 6-2, 182, Sr.-RS, Clinton, La.

- 2012 Preseason All-SEC 2nd Team by SEC Media
 - 2012 Preseason All-SEC 2nd team by Phil Steele
 - 2012 Senior Bowl Watch List as starting right cornerback
 - Started first eight games in 2012 and 33 games in row from 2010 through eighth game of 2012
 - Has 149 career tackles and nine career interceptions
 - **Stands tied for 10th in career pass defended with 24 (with Andre Lott)**
 - Seventh on team with 37 tackles, along with two interceptions and forced fumble in 2012
 - Second interception of season along with five tackles vs. Missouri (11/10)
 - In first non-start in 33 games, vs. Troy (11/3), posted season-best eight tackles and had 1.5 TFLs
 - Four stops and a pass break-up at #19 Miss State (10/13)
 - Three tackles and pass break-up at #5 Georgia (9/29)
 - Eight stops and a pass break-up vs. Akron (9/22)
 - Three stops, forced fumble and TFL vs. Georgia St. (9/8)
 - Eighth-career interception along with five tackles in opener vs. NC State (8/31)
 - Has started 27 games in a row, dating to first game of 2010
 - In 2011, started all 12 games: first six games at free safety, and last six games at cornerback with 48 tackles
 - Led teams in passes broken up (7) and passes defended (9), also had two interceptions two sacks and 3.0 TFLs
 - Career-high 11 tackles (10 solos) vs. Georgia (10/8/11), as well as a forced fumble and two pass break-ups
 - 2011 Preseason Watch Lists: Thorpe, Bednarik, Nagurski, Lott
 - 2011 Preseason Media All-SEC Second Team selection
- >> Full profile on Record Book Page 106

CAREER STATS

Defense	GP/GS	UT	AT	TT	Sack	TFL	FF	FR	PD	Int	High Tk
2009	13/2	4	2	6	0-0	0-0	0	0	0	0-0	5-Miss
2010	13/13	38	19	57	0-0	2-8	0	3	9	5-73	8-LSU
2011	12/12	40	8	48	2-5	3-6	1	0	9	2-57	11-UGA
2012	10/9	25	13	38	0-0	2-9	1	0	6	2-8	8-Troy
Totals	48/36	107	42	149	2-5	7-23	2	3	24	9-138	11-UGA

CAREER HIGHS

Tackles	11 vs. Georgia, 10/8/11
Passes Defended	2, three times, last vs. Georgia, 10/8/11
Quarterback Hurries	2 vs. Buffalo, 10/1/11
Interceptions	1, nine times, last vs. Missouri, 11/10/12
INT Return Yards	54 vs. UT Martin, 9/4/10 & vs. S. Carolina, 10/29/11

GAME-BY-GAME

2009 Opp.	U-A-T, Other	2010 Opp.	U-A-T, Other
W. Kentucky	0-0-0	UT-Martin	4-2-6, 1-54 int, 2 pd
UCLA	0-0-0	Oregon	3-4-7, 1-3 tfl, fr, pd
at Florida	0-0-0	Florida	4-2-6
Ohio	0-0-0	UAB	3-1-4, 1-9 int, pd
Auburn	0-0-0	at LSU	3-5-8, pd
Georgia	0-0-0	at Georgia	1-1-2
at Alabama	0-0-0	Alabama	2-1-3, 0.5-2
South Carolina	0-0-0	at S. Carolina	5-0-5
Memphis	1-0-1	at Memphis	1-0-1, 2-45 fr
at Mississippi	4-1-5	Mississippi	4-2-6, 1-10 int, pd
Vanderbilt	0-0-0	at Vanderbilt	1-0-1, 1-0 int, pd
at Kentucky	0-0-0	Kentucky	4-1-5, 0.5-3 tfl, 1-0 int, 2 pd
Va. Tech (Bowl)	0-0-0	UNC (Bowl)	3-0-3

2011 Opp.	U-A-T, Other	2012 Opp.	U-A-T, Other
Montana	2-0-2, pd, qh	vs. NC State	4-1-5, 1-8 int
Cincinnati	3-0-3, pd	Ga. State	1-2-3, 0.5-1 tfl, ff
at Florida	4-2-6, pd	Florida	1-1-2
Buffalo	4-0-4, 1-3 sk, 1-3 tfl, 2 qh	Akron	6-2-8, pd
Georgia	10-1-11, ff, 2 pd	at Georgia	2-1-3, pd
LSU	1-0-1	at Miss State	2-2-4, pd
at Alabama	0-1-1	Alabama	0-0-0, pd
South Carolina	5-0-5, 1-54 int, 1-2 sk, 1-2 tfl	at So. Carolina	0-0-0
MTSU	3-1-4, 2 pd	Troy	7-1-8, 1.5-8 tfl
at Arkansas	2-1-3	Missouri	2-3-5, 1-0 int
Vanderbilt	1-2-3, 1-3 int		
at Kentucky	5-0-5, 1-1 tfl		

#58 MARLON WALLS

DL, 6-2, 285, Jr.-RS, Olive Branch, Miss.

- Backup defensive end in fourth year in the program
 - Played in all 10 games with a start and 12 tackles
 - Season-best five tackles vs. Missouri (11/10)
 - Drew first start of 2012 at #5 Georgia (9/29)
 - Tied career-high with four tackles vs. Akron (9/22)
 - Had one tackle in each of first two games on season for two overall
 - In 2011, played in all 12 games, starting four, posted 22 tackles along with 3.0 TFLs, a sack
- >> Full profile on Record Book Page 107

CAREER STATS

Defense	GP/GS	UT	AT	TT	Sack	TFL	FF	FR	QH	Int	High Tk
2009	7/0	2	0	2	0-0	0-0	0	0	0	0-0	2-Mem
2010 Injured-Redshirt Season											
2011	12/4	12	10	22	1-6	3-9	0	0	5	0-0	4-2x
2012	10/1	4	8	12	0-0	0-0	0	0	1	0-0	5-Mizz
Totals	29/5	18	18	36	1-6	3-9	0	0	6	0-0	5-Mizz

CAREER HIGHS

Tackles	5 vs. Missouri, 11/10/12
Sacks	1 vs. Buffalo, 10/1/11

GAME-BY-GAME

2011 Opp.	U-A-T, Other	2012 Opp.	U-A-T, Other
Montana	2-2-4, 0.5-1 tfl	vs. NC State	0-1-1
Cincinnati	1-0-1	Ga. State	0-1-1, qh
at Florida	2-0-2	Florida	0-0-0
Buffalo	1-0-1, 1-6 sk, 1-6 tfl	Akron	1-3-4
Georgia	2-0-2	at Georgia	0-1-1
LSU	1-0-1, 1-1 tfl, qh	at Miss State	0-0-0
at Alabama	0-1-1, 0.5-1 tfl	Alabama	0-0-0
South Carolina	3-1-4, qh	at S. Carolina	0-0-0
MTSU	0-2-2	Troy	0-0-0
at Arkansas	0-0-0	Missouri	3-2-5
Vanderbilt	0-2-2, qh		
at Kentucky	0-2-2		

#25 QUENSHAUN WATSON

TB, 5-9, 175, Fr., Athens, Ga.

- Reserve true freshman tailback has played in four games with 59 rushing yards on 20 carries and a touchdown
 - Carried twice for 12 yards at #17 South Carolina (10/27)
 - With injuries to Rajion Neal and Marlin Lane, ran for 13 yards at #19 Miss State (10/13)
 - Gained six yards in eight carries vs. Akron (9/22)
 - College debut vs. Georgia State (9/8) with seven carries for 27 yards including first-career touchdown; also had a 17-yard reception
 - Rushed for a school-record 1,790 yards and school-record 26 touchdowns as a senior with the Gladiators
 - Career-high 294 rushing yards in a single-game came against Flowery Branch H.S., as he also scored four touchdowns in the game on runs of 60, 47, 43 and 17 yards
 - Attended Derek Dooley's alma mater Clarke Central with lineman Alan Posey
- >> Full profile on Record Book Page 107

CAREER STATS

Rushing	GP/GS	No	Yds	Avg	Per/G	TD	Long	High Yd
2012	5/0	20	59	3.0	11.8	1	15-GSU	27-GSU

Receiving	GP/GS	No	Yds	Avg	Per/G	TD	Long	High Yd
2012	5/0	1	17	17.0	4.3	0	17-GSU	17-GSU

CAREER HIGHS

Rush Attempts	8 vs. Akron, 9/22/12
Rushing Yards	27 vs. Georgia State, 9/8/12
Receptions	1 vs. Georgia State, 9/8/12
Receiving Yards	17 vs. Georgia State, 9/8/12
Touchdowns	1 vs. Georgia State, 9/8/12

GAME-BY-GAME

2012 Opp.	Run-Yds-TD, Lg	Rec-Yd-TD, Lg
vs. NC State	DNP	
Ga. State	7-27-1, 15	1-17-0, 17
Florida	DNP	
Akron	8-6-0, 5	0-0-0
at Georgia	DNP	
at Miss State	2-13-0, 14	0-0-0
Alabama	DNP	
at So. Carolina	2-12-0, 12	0-0-0
Troy	DNP	
Missouri	1-1-0, 1	

#22 ROD WILKS

DB, 6-0, 221, Sr.-RS, Smyrna

- One of nine fifth-year seniors on the team in 2012
 - Serving as backup free safety, playing all 10 games with 13 total tackles; has eight of 13 tackles in last two games
 - Season-high five tackles vs. Missouri (11/10)
 - Three stops vs. Troy (11/3)
 - In 2011, played all 12 games on defense and special teams
 - Led team in special teams tackles with eight; Overall had 26 tackles, 2.0 TFL, a forced fumble, fumble recovery
 - Career-high seven tackles along with a fumble recovery and return for 25 yards vs. Vanderbilt (11/19/11)
 - Former receiver played four games in secondary in 2010
- >> Full profile on Record Book Page 109

CAREER STATS

Defense	GP/GS	UT	AT	TT	Sack	TFL	FF	FR	PD	Int	High Tk
2009	13/0	2	0	2	0-0	0-0	0	0	0	0-0	1-2x
2010	4/0	2	0	2	0-0	0-0	0	0	0	0-0	2-Van
2011	12/0	14	12	26	0-0	2-4	1	1	0	0-0	7-Van
2012	10/0	8	5	13	0-0	0-0	0	0	0	0-0	5-Mizz
Totals	38/0	21	17	38	0-0	2-4	1	1	0	0-0	7-Van

CAREER HIGHS

Tackles	7 vs. Vanderbilt, 11/19/11
Fumble Recovery	1 vs. Vanderbilt, 11/19/11

GAME-BY-GAME

2011 Opp.	U-A-T, Other	2012 Opp.	U-A-T, Other
Montana	2-2-4, 0.5-1 tfl	vs. NC State	0-1-1
Cincinnati	2-1-3, ff	Ga. State	1-1-2
at Florida	0-0-0	Florida	0-0-0
Buffalo	1-1-2	Akron	0-0-0
Georgia	0-0-0	at Georgia	0-0-0
LSU	0-0-0	at Miss State	0-1-1
at Alabama	0-1-1	Alabama	0-0-0
South Carolina	3-1-4, 1-2 tfl	at So. Carolina	1-0-1
MTSU	2-0-2	Troy	3-0-3
at Arkansas	1-1-2	Missouri	3-2-5
Vanderbilt	3-4-7, 0.5-1 tfl, 1-25 fr		
at Kentucky	0-1-1		

#54 JORDAN WILLIAMS

LB, 6-5, 256, So., Gainesville, Fla.

- After serving as backup JACK, moved into starting role with Alabama game
 - Played eight games with three starts, posting 10 tackles
 - Second-career sack for a loss of six yards vs. Missouri (11/10)
 - In first-career start at #17 South Carolina (10/27), made two tackles
 - Saw significant playing time at JACK vs. #1 Alabama (10/20), making two tackles
 - Equalled career total for tackles against Georgia State (9/8) with four stops
 - In 2011, played in nine games with four tackles and sack
- >> Full profile on Record Book Page 109

CAREER STATS

Defense	GP/GS	UT	AT	TT	Sack	TFL	FF	FR	PD	Int	High Tk
2011	9/0	3	1	4	1-6	1-6	0	0	0	0-0	1-3x
2012	8/3	7	4	11	1-6	1-6	0	0	0	0-0	4-GSU
Totals	17/3	10	5	15	2-12	2-12	0	0	0	0-0	4-GSU



CAREER HIGHS

Tackles	4 vs. Georgia State, 9/8/12
Sacks/Tackles For Loss	1 vs. Buffalo, 10/1/11 & vs. Missouri, 11/10/12

GAME-BY-GAME

2011 Opp.	U-A-T, Other	2012 Opp.	U-A-T, Other
Montana	DNP	vs. NC State	DNP
Cincinnati	DNP	Ga. State	2-2-4
at Florida	DNP	Florida	0-0-0
Buffalo	1-0-1, 1-6 sk, 1-6 tfl	Akron	0-0-0
Georgia	0-0-0	at Georgia	0-0-0
LSU	0-0-0	at Miss State	0-0-0
at Alabama	0-0-0	Alabama	0-2-2
South Carolina	1-0-1	at So. Carolina	2-0-2
MTSU	0-1-1	Troy	1-0-1
at Arkansas	1-0-1	Missouri	2-0-2, 1-6 sk, 1-6 tfl
Vanderbilt	0-0-0		
at Kentucky	0-0-0		

#14 JUSTIN WORLEY

QB, 6-4, 213, So., Rock Hill, S.C.

- Serving as the primary backup quarterback to Tyler Bray
- Played in three games in 2012, completing 7-of-12 passes for 83 yards
- In late duty vs. #1 Alabama (10/20), completed 3-of-4 for 19 yards
- In 2012 debut vs. Georgia State (9/8), threw for 64 yards on 4-of-8 with one interception
- In 2011, started three games (Oct. 29-Nov. 12), throwing for 604 yards on 48-of-87 with a touchdown and three interceptions
- Threw for 208 yards on 15-of-29 at #8 Arkansas (11/12) playing first three quarters
- Won first college game vs. MTSU (11/5) throwing for 291 yards on 23-of-32 with first-career TD pass
- Made first-career college start at quarterback vs. #14 South Carolina (10/29) throwing for 105 yards and two interceptions on 10-of-26 passing

>> Full profile on Record Book Page 110

CAREER STATS

Passing	GP/GS	Com	Att	TD	Int	Yds	Per/G	Long	High Yd
2011	4/3	48	87	1	3	604	151.0	50-Ark	291-MT
2012	3/0	7	12	0	1	83	27.7	19-GSU	64-GSU
Totals	7/3	55	99	1	4	687	98.1	50-Ark	64-GSU

CAREER HIGHS

Completions	23 vs. Middle Tennessee, 11/5/11
Attempts	32 vs. Middle Tennessee, 11/5/11
Yards	291 vs. Middle Tennessee, 11/5/11
Touchdowns	1 vs. Middle Tennessee, 11/5/11
Longest Completion	50 at Arkansas, 11/12/11

GAME-BY-GAME STATISTICS

2011 Opp.	Comp	Att	TD	INT	Pct.	Yards	Long
Alabama	0	0	0	0	0	0	0
South Carolina	10	26	0	2	38.4	105	26
Middle Tennessee	23	32	1	0	71.9	291	47
at Arkansas	15	29	0	1	51.7	208	50

2012 Opp.	Comp	Att	TD	INT	Pct.	Yards	Long
Georgia State	4	8	0	1	50.0	64	19
Akron	0	0	0	0	0	0	0
Alabama	3	4	0	0	75.0	19	15

#19 DEVRIN YOUNG

TB/KR, 5-8, 172, So., Knoxville

- Seeing time in tailback role, earned backup spot in pre-season camp, also serving as team's primary return man
- Ranks 10th in career kickoff return yards with 770 in just 18 games; Next on the list are #9 Carl Pickens (777) and #8 Anthony Morgan (862)
- Compiled 436 all-purpose yards in 2012 (145 punt return, 142 kickoff return, 140 rushing and 9 receiving)
- Returned two kicks for 21 yards vs. Missouri (11/10) in return
- Sat out Troy (11/3) game with a concussion
- Carried five times for 21 yards vs. #1 Alabama (10/20)
- Career-best rushing day with 58 yards on 13 carries at #19 Miss State (10/13)
- Had 74 all-purpose yards at #5 Georgia (9/29) with 55 kickoff return, 14 rushing and five on punt returns
- Career-high 46 rushing yards along with two catches for 11 yards and four punt returns for 46 yards vs. Georgia State (9/8) for total of 103 all-purpose yards
- In 2011, played in nine games, finished third on team in all-purpose yards with 756 and second best on team 84.0 per game
- Had 27 kickoff returns for 628 yards along with eight punt returns for 94 yards
- Averaged 69.8 kickoff return yards per game and 23.3 yards per return (ninth in SEC)

- Total of 628 kickoff yards, ranked fifth-most in a single-season in UT history
- Mark of 27 kickoff returns, tied for fourth-most in a single-season in UT history
- Had 135 kickoff return yards vs. #1 LSU (10/15) including career-long 60-yarder. Also made first-career catch vs. LSU for 21 yards. His 135 KO return yards were the most by a Vol since David Oku's 149 vs. Ole Miss in 2009
- Made debut vs. Buffalo (10/1) to be one of 15 true freshmen to play in 2011 after missing first three games recovering from a broken collarbone
- In first college game, returned punts and kickoffs and saw time in the slot on offense. Returned first punt for 43 yards (longest since Dennis Rogan, 45 yards in 2007) and brought back two kickoffs for 51 yards vs. Buffalo (10/1)

>> Full profile on Record Book Page 111

CAREER STATS

Rushing	GP/GS	No	Yds	Avg	Per/G	TD	Long	High Yd
2011	9/1	6	9	1.5	1.0	0	6-2x	6-2x
2012	9/0	33	140	4.2	15.6	0	30-GSU	58-MSU
Totals	18/1	39	149	3.8	8.3	0	30-GSU	58-MSU

Receiving	GP/GS	No	Yds	Avg	Per/G	TD	Long	High Yd
2011	9/1	3	25	8.3	2.8	0	21-LSU	21-LSU
2012	9/0	5	9	1.8	1.0	0	8-GSU	11-GSU
Totals	18/1	8	34	4.3	1.9	0	21-LSU	21-LSU

Punt Returns	GP	No	Yds	Avg	Per/G	TD	Long	High Yd
2011	9	8	94	11.8	10.4	0	43-Buf	43-Buf
2012	9	15	145	9.7	16.1	0	35-GSU	46-GSU
Totals	18	23	239	10.4	13.3	0	43-Buf	46-GSU

Kickoff Returns	GP	No	Yds	Avg	Per/G	TD	Long	High Yd
2011	9	27	628	23.3	69.8	0	60-LSU	135-LSU
2012	8	8	142	17.8	15.8	0	35-NCS	45-NCS
Totals	18	35	770	22.0	42.8	0	60-LSU	135-LSU

CAREER HIGHS

Rushes	13 at Mississippi State, 10/13/12
Rushing Yards	58 at Mississippi State, 10/13/12
Receiving	21 vs. LSU, 10/15/11
Punt Return	4 vs. Georgia State, 9/8/12
Punt Return Yards	46 vs. Georgia State, 9/8/12
Kickoff Return	5 vs. LSU, 10/15/11
Kickoff Return Yards	135 vs. LSU, 10/15/11

GAME-BY-GAME

2011 Opp.	Rec-Yds-TD, Lg	PR-Yds-TD, Lg	KR-Yds-TD, Lg
Buffalo	0-0-0	1-43-0, 43	2-51-0, 34
Georgia	0-0-0	2-19-0, 20	4-108-0, 50
LSU	1-21-0, 21	0-0-0	5-135-0, 60
at Alabama	1-2-0, 2	1-11-0, 11	5-100-0, 25
South Carolina	0-0-0	0-0-0	2-63-0, 38
MTSU	1-2-0, 2	3-19-0, 16	1-39-0, 39
at Arkansas	0-0-0	1- -1-0, -1	4-62-0, 24
Vanderbilt	0-0-0	1-2-0, 2	2-34-0, 18
at Kentucky	0-0-0	0-0-0	2-36-0, 21

2012 Opp.	Rush-Yds-TD, Lg	Rec-Yds-TD, Lg	PR-Yds-TD, Lg	KR-Yds-TD, Lg
NC State	2- (-2)-0, 0	1-4-0, 4	1-5-0, 5	2-45-0, 35
Ga. State	8-46-0, 30	2-11-0, 8	4-46-0, 35	0-0-0
Florida	0-0-0	0-0-0	1-8-0, 8	0-0-0
Akron	0-0-0	0-0-0	3-45-0, 18	2-25-0, 15
at Georgia	3-14-0, 12	0-0-0	1-5-0, 5	5-55-0, 22
at Miss State	13-58-0, 10	0-0-0	1- (-1)-0, -1	1-17-0, 17
Alabama	5-21-0, 7	2- (-6)-0, 0	1-13-0, 13	0-0-0
at S.Carolina	2-3-0, 2	0-0-0	1-3-0, 3	0-0-0
Troy	DNP-INJ			
Missouri	0-0-0	0-0-0	2-21-0, 13	0-0-0



Game 1

TENNESSEE	22	0	10	3	-	35
NC STATE	7	7	0	7	-	21

Aug. 31 | Georgia Dome | Atlanta, Ga. | 7:36 p.m. | Attendance: 55,529



Breakdown

	UT	NC SU
FIRST DOWNS	23	22
Rushing	7	8
Passing	14	13
Penalty	2	1
NET YARDS RUSHING	191	119
Rushing Attempts	38	32
Average Per Rush	5.0	3.7
Rushing Touchdowns	2	2
Yards Gained Rushing	213	149
Yards Lost Rushing	22	30
NET YARDS PASSING	333	288
Completions-Attempts-Int	27-41-0	27-48-4
Average Per Attempt	8.1	6.0
Average Per Completion	12.3	10.7
Passing Touchdowns	2	1
TOTAL OFFENSE YARDS	524	407
Total offense plays	79	80
Average Gain Per Play	6.6	5.1
Fumbles: Number-Lost	1-1	3-0
Penalties: Number-Yards	6-35	4-40
PUNTS-YARDS	5-193	4-166
Average Yards Per Punt	38.6	41.5
Net Yards Per Punt	39.2	40.2
Inside 20	2	1
50+ Yards	1	0
Touchbacks	0	0
Fair catch	2	3
KICKOFFS-YARDS	7-432	5-312
Average Yards Per Kickoff	61.7	62.4
Net Yards Per Kickoff	37.6	38.4
Touchbacks	3	3
Punt returns: Number-Yards-TD	1-5-0	2--3-0
Average Per Return	5.0	-1.5
Kickoff returns: Number-Yards-TD	2-45-0	4-94-0
Average Per Return	22.5	23.5
Interceptions: Number-Yards-TD	4-38-0	0-0-0
Fumble Returns: Number-Yards-TD	0-0-0	0-0-0
Miscellaneous Yards	0	0
Possession Time	31:47	28:13
1st Quarter	4:46	10:14
2nd Quarter	9:46	5:14
3rd Quarter	8:05	6:55
4th Quarter	9:10	5:50
Third-Down Conversions	9 of 19	6 of 16
Fourth-Down Conversions	0 of 2	1 of 3
Red-Zone Scores-Chances	3-4	3-3
Touchdowns	1-4	3-3
Field goals	2-4	0-3
Sacks By: Number-Yards	1-18	1-3
PAT Kicks	3-4	3-3
Field Goals	2-2	0-1

THE WRAPUP

For the Record

- Tennessee Captains: Tyler Bray, Dallas Thomas, Herman Lathers and Prentiss Waggner.
- Alex Bullard donned 88 against NC State, instead of his normal 78.

Game Notes

- Tennessee's win snapped a six-game losing streak in Atlanta and the Georgia Dome dating to 2001.
- The victory snapped a three-game losing streak to ACC schools, including a two-game losing streak in neutral site games against the conference (2010 Music City Bowl vs. North Carolina and 2009 Chick-fil-A Bowl vs. Virginia Tech).
- The win also marked UT's fourth consecutive win in a season opener since 2009 and the 16th win to open the season in the last 18 years since 1995.
- Tennessee's 22 points were its most in any quarter since scoring 23 vs. UT-Martin in the third quarter on Sept. 4, 2010.
- The 22 points were UT's most in a first quarter since opening its game against Arkansas with 35 on Nov. 11, 2000.
- The first quarter was a big one for the Vols in the social media realm as well, as "Tyler Bray," "Cordarrelle Patterson," "Tennessee Touchdown" and "Go Vols" were all trending Worldwide on Twitter at various points.
- The Vols recorded their first safety since Austin Johnson and Greg King tackled a Skyhawk in the endzone against UT-Martin on Sept. 4, 2010.

Vols Roll NC State, 35-21, in Season Opener

ATLANTA - Tennessee's 2012 season got off to an impressive start. The same could be said for wide receiver Cordarrelle Patterson's career. And Sal Sunseri's defense.

The Vols rolled up more than 500 yards of total offense and dispatched NC State 35-21 in front of 55,529 in the Georgia Dome in the Chick-fil-A Kickoff

Patterson, a South Carolina native who spent two seasons at Hutchinson Community College in Kansas, caught six passes for 93 yards and scored on a 67-yard reverse to help stake the Vols to an early lead. All told, Patterson had 165 of the Vols' 524 yards of total offense.

And Sunseri, making his debut as the Vols' defensive co-ordinator, saw his players record a safety and pick off four NC State passes. Tennessee (1-0) had just nine interceptions last season.

Justin Hunter picked up Patterson's momentum in the second half. In his first game since tearing his ACL against Florida last September, Hunter caught nine pass for 73 yards, with eight of those catches coming after halftime.

Hunter had four catches on UT's first drive of the second half, a 14-play, 87-yard grind that ended when Rajion Neal scored from 8 yards out. That score - and a Michael Palardy field goal on their next possession - helped the Vols build a 33-14 lead by the end of the third quarter.

While Tennessee's third-quarter scores were methodical, its first-half offense came in a flash.

Patterson began the scoring with a 41-yard touchdown pass from Tyler Bray, whose 333 yards against NC State (0-1) marked the seventh time he's thrown for more than 300 yards.

The Wolfpack answered and took a 7-6 lead on a 2-yard touchdown run by Tony Creecy, ending a 10-play, 86-yard drive that got a big boost from 41- and 28-yard completions by quarterback Mike Glennon.

Then the Vols hit fast-forward. Cornerback Prentiss Waggner intercepted a Glennon pass on fourth down, ending an NC State drive inside UT territory. One play later, Tyler Bray found Zach Rogers wide open behind the Wolfpack secondary for a 72-yard touchdown.

On NC State's next play from scrimmage, linebacker Curt Maggitt forced a fumble that rolled out of the end zone for a safety. And one play after that, Patterson took an end around 67 yards for a touchdown, winning a footrace to the end zone and ending a stretch that saw the Vols score 16 points in 38 seconds.

Once the pace slowed, NC State turned a fourth-down stop into an eight-play, 67-yard touchdown drive that made the score 22-14 with 3:42 left in the second quarter.

The Vols nearly scored a touchdown with 11 seconds to go in the first half, but officials said quarterback Tyler Bray fumbled on a quarterback sneak from the 1-yard line. An official replay upheld the call and kept the Vols' lead at eight points heading into halftime.

UT allowed 145 passing yards in first quarter, but clamped down in second half and kept major pressure on Glennon, who finished with 287 yards on 27-of-46 passing with four interceptions and one touchdown.

UT's defense had a major hand in the win, as did its running game. Tennessee finished with 191 yards rushing, led by Marlin Lane's 75 yards on nine carries, including a 42-yard run that set up a field goal in the third quarter.

>> SCORING SUMMARY

Team	Qtr	Time	Scoring Play	Conversion	Plays	TOP	Score
UT	1st	11:31	Patterson 41 yd pass from Bray	Kick failed	2-54	0:34	6-0
ST	1st	05:15	Creecy 2 yd run	Sade kick	10-86	3:33	6-7
UT	1st	01:07	Rogers 72 yd pass from Bray	Palardy kick	1-72	0:11	13-7
UT	1st	00:51	TEAM safety				15-7
UT	1st	00:29	Patterson 67 yd run	Palardy kick	1-67	0:16	22-7
ST	2nd	03:42	Washington 2 yd run	Sade kick	8-67	3:12	22-14
UT	3rd	04:17	Neal 8 yd run	Palardy kick	14-87	6:26	29-14
UT	3rd	01:28	Palardy 20 yd field goal		5-43	1:39	32-14
ST	4th	13:46	Underwood 5 yd pass from Glennon	Sade kick	8-55	2:33	32-21
UT	4th	01:44	Palardy 34 yd field goal		7-22	3:20	35-21

Stat Leaders

>> TENNESSEE

Rushing	Att	Yds	TD	Long	Avg.
Lane	9	78	0	42	8.3
Patterson	2	72	1	67	36.0
Neal	22	63	1	8	2.4
Young	2	-2	0	0	-1.0
Bray	2	-5	0	0	-2.5
Totals	38	213	2	67	5.0

Passing	C-A-I	Yds	TD	Long	Sack
Bray	27-41-0	333	2	72	1

Receiving	No.	Yds	TD	Long
Hunter	9	73	0	19
Patterson	6	93	1	41
Rogers	2	87	1	72
Lane	2	19	0	13
Bartholomew	2	19	0	13
Neal	2	-2	0	4
Carter	1	20	0	20
Rivera	1	13	0	13
Dallas	1	7	0	7
Young	1	4	0	4
Totals	27	333	2	72

>> NC STATE

Rushing	Att	Yds	TD	Long	Avg.
Greene	11	53	0	13	4.8
Creecy	10	48	1	16	4.8
Washington	5	14	1	4	2.4
Glennon	6	34	0	14	1.0
Totals	32	149	2	16	3.7

Passing	C-A-I	Yds	TD	Long	Sack
Glennon	27-46-4	288	1	49	1

Receiving	No.	Yds	TD	Long
Carter	5	46	0	17
Payton	4	129	0	49
Watson	4	50	0	28
Palmer	4	28	0	11
Washington	3	10	0	11
Underwood	3	9	1	5
Greene	1	9	0	9
Hegedus	1	7	0	7
Creecy	1	1	0	1
Smith	1	-1	0	0
Totals	27	288	1	49



Game 2

GEORGIA STATE	3	3	0	7	-	13
TENNESSEE	7	21	13	10	-	51

Sept. 8 | Neyland Stadium | Knoxville | 4:07 p.m. | Attendance: 87,821



Breakdown

	GSU	UT
FIRST DOWNS	22	27
Rushing	8	9
Passing	11	18
Penalty	3	0
NET YARDS RUSHING	87	184
Rushing Attempts	41	43
Average Per Rush	2.1	4.3
Rushing Touchdowns	1	3
Yards Gained Rushing	148	196
Yards Lost Rushing	61	12
NET YARDS PASSING	176	374
Completions-Attempts-Int	18-41-1	22-28-1
Average Per Attempt	4.3	13.4
Average Per Completion	9.8	17.0
Passing Touchdowns	0	4
TOTAL OFFENSE YARDS	263	558
Total offense plays	82	71
Average Gain Per Play	3.2	7.9
Fumbles: Number-Lost	7-1	2-1
Penalties: Number-Yards	4-35	6-62
PUNTS-YARDS	8-358	2-66
Average Yards Per Punt	44.8	33.0
Net Yards Per Punt	39.0	33.0
Inside 20	1	2
50+ Yards	3	0
Touchbacks	0	0
Fair catch	0	1
KICKOFFS-YARDS	4-238	9-566
Average Yards Per Kickoff	59.5	62.9
Net Yards Per Kickoff	28.5	44.2
Touchbacks	0	4
Punt returns: Number-Yards-TD	0-0-0	4-46-0
Average Per Return	0.0	11.5
Kickoff returns: Number-Yds-TD	5-88-0	4-124-0
Average Per Return	17.6	31.0
Interceptions: Number-Yds-TD	1-0-0	1-4-0
Fumble Returns: Number-Yds-TD	0-0-0	0-0-0
Miscellaneous Yards	0	0
Possession Time	34:18	25:42
1st Quarter	9:18	5:42
2nd Quarter	9:52	5:08
3rd Quarter	8:02	6:58
4th Quarter	7:06	7:54
Third-Down Conversions	4 of 19	5 of 13
Fourth-Down Conversions	3 of 4	2 of 2
Red-Zone Scores-Chances	3-3	7-8
Touchdowns	1-3	6-8
Field goals	2-3	1-8
Sacks By: Number-Yards	0-0	3-26
PAT Kicks	1-1	6-7
Field Goals	2-2	1-2

THE WRAPUP

For the Record

- Tennessee Captains: Ben Bartholomew, Maurice Couch, James Stone and Willie Bohannon.
- The Vol For Life Legend of the Game was Charles Davis, a defensive back for UT from 1983-86. He is the lead college football analyst for FOX.

Game Notes

- Mychal Rivera celebrated his 22nd birthday with his second career TD reception, hauling in a 19-yard pass from Tyler Bray in the second stanza. He finished with four catches for 70 yards.
- Tennessee's total of 51 points was the second-highest tally of the Derek Dooley era, ranking behind the 52 the Vols scored vs. Ole Miss in 2010.
- The Vols posted back-to-back 500+ total yardage games in the opening two contests of the season for the first time ever. Tennessee also posted its first back-to-back 500+ total yardage contests since gaining 502 vs. Arkansas and 590 vs. Kentucky in 2000.
- In his 14th career start, Tyler Bray recorded his eighth career game of 300-plus yards passing, finishing 18 of 20 for 310 yards and four touchdowns.
- The Vol QB completed his last 13 passes, including nine straight in the second quarter, tying for the third-longest completion streak in school history with Casey Clausen and Jeff Francis.
- Justin Hunter tied the UT record for TD receptions in a game, snaring three scoring tosses from Tyler Bray. The catches were for 25, 11 and 19 yards.

Vols Sprint to 51-13 Win in Home Opener Over Georgia St.

KNOXVILLE - Tennessee's first possession inside Neyland Stadium this season lasted 13 plays, covered 78 yards and ended with a trip to the checkerboard end zone.

But for the rest of the Vols' 51-13 victory over Georgia State, that opening drive proved an anomaly. For the better part of three quarters, the Vols looked like they were caught in one long two-minute drill.

After tailback Rajion Neal capped UT's 4 minute, 14-second opening drive with a 1-yard touchdown run, the Vols specialized in quick-strike scores.

They needed just 30 seconds and two plays to move 40 yards for a touchdown and a 14-3 lead in the second quarter. And then the real fireworks started.

The Vols moved 73 yards in just 1:20, scoring on the first of three touchdowns by receiver Justin Hunter to take a 21-6 lead with 4:11 to go before halftime. Their next possession ended the same way - another Tyler Bray-to-Hunter touchdown - but took just 41 seconds to go 79 yards.

That touchdown gave UT 28-6 lead at halftime, but the quick scores continued into the third quarter.

After forcing a Georgia State punt to begin the second half, the Vols' next drive qualified as a regular slog in comparison to the rest of the day, lasting a full 2:36 and six plays before Neal scored on a 5-yard run.

Already leading 34-6, the Vols moved 62 yards in four plays when Bray connected again with Hunter for a 19-yard score.

Bray, who came out with 4:45 remaining in the third quarter for backup Justin Worley, completed his last 13 passes and finished 18-of-20 for 310 yards and four touchdowns.

Hunter led the Vols with 146 yards receiving on eight catches, and his three touchdowns marked the ninth time in school history a player has caught three touchdowns in a game.

For the rest of the game, Tennessee played lots of newcomers. Twelve players saw their first career action, and running back Quenshaun Watson scored on a 2-yard touchdown that began after redshirt freshman Geraldo Orta intercepted a pass deep in Georgia State territory.

Tennessee, which ran for 184 yards, topped 150 rushing yards for the second straight week. Last season, the Vols eclipsed that mark just once. What's more, the Vols recorded more than 500 yards of total offense for the second straight week, the first time since 2000 they've done that in consecutive games.

The Vols also ran plays out of their 'Wildcat' package with fullback Justin King taking snaps at quarterback.

SCORING SUMMARY

Team	Qtr	Time	Scoring Play	Conversion	Plays	TOP	Score
UT	1st	10:46	Neal 1 yd run	Palardy kick	13-78	4:14	0-7
GSU	1st	04:06	Benvenuto 32 yd field goal		14-65	6:40	3-7
UT	2nd	10:58	Rivera 19 yd pass from Bray	Palardy kick	2-40	0:30	3-14
GSU	2nd	05:37	Benvenuto 30 yd field goal		9-28	3:01	6-14
UT	2nd	04:11	Hunter 25 yd pass from Bray	Palardy kick	4-73	1:20	6-21
UT	2nd	01:29	Hunter 11 yd pass from Bray	Palardy kick	3-79	0:41	6-28
UT	3rd	11:11	Neal 5 yd run	Kick failed	6-72	2:36	6-34
UT	3rd	08:02	Hunter 19 yd pass from Bray	Palardy kick	4-62	1:18	6-41
UT	4th	08:38	Brodus 25 yd field goal		14-47	5:26	6-44
UT	4th	05:47	Watson 2 yd run	Brodus kick	5-20	1:30	6-51
GSU	4th	00:58	McLane 12 yd run	Benvenuto kick	12-80	4:42	13-51

Stat Leaders

>> TENNESSEE

Rushing	Att	Yds	TD	Long	Avg.
Neal	13	65	2	19	5.0
Young	8	46	0	30	5.8
Lane	8	31	0	7	3.9
Watson	7	27	1	15	3.9
Patterson	1	18	0	18	18.0
Totals	43	184	3	30	4.3

Passing	C-A-I	Yds	TD	Long	Sack
Bray	18-20-0	310	4	45	0
Worley	4-8-1	64	0	19	0
Totals	22-28-1	374	4	45	0

Receiving	No.	Yds	TD	Long
Hunter	8	146	3	25
Rivera	4	70	1	23
Patterson	3	71	0	45
Carter	2	35	0	19
Young	2	11	0	8
Watson	1	17	0	17
Lane	1	12	0	12
Neal	1	12	0	12
Totals	22	374	4	45

>> GEORGIA STATE

Rushing	Att	Yds	TD	Long	Avg.
Russell	15	73	0	26	4.9
Watson	6	18	0	11	3.0
Wilson	2	17	0	11	8.5
Lee	2	11	0	6	5.5
Sweeting	1	7	0	7	7.0
Evans	3	3	0	3	1.0
Ogbuehi	1	-1	0	0	-1.0
Totals	41	92	1	26	2.2

Passing	C-A-I	Yds	TD	Long	Sack
McLane	18-41-1	186	0	26	3

Receiving	No.	Yds	TD	Long
Wilson	8	84	0	24
Giles	2	34	0	25
Russell	2	33	0	26
Minor	2	18	0	10
Blair	1	7	0	7
Lee	1	5	0	5
Sweeting	1	3	0	3
Ogbuehi	1	2	0	2
Totals	18	186	0	26



Game 3

#18 FLORIDA	7	3	17	10	-	37
#23 TENNESSEE	7	7	6	0	-	20

Sept. 15 | Neyland Stadium | Knoxville | 6:06 p.m. | Attendance: 102,455



Breakdown

	UF	UT
FIRST DOWNS	20	19
Rushing	12	3
Passing	7	12
Penalty	1	4
NET YARDS RUSHING	336	83
Rushing Attempts	43	28
Average Per Rush	7.8	3.0
Rushing Touchdowns	2	1
Yards Gained Rushing	353	101
Yards Lost Rushing	17	18
NET YARDS PASSING	219	257
Completions-Attempts-Int	14-20-0	22-44-2
Average Per Attempt	10.9	5.8
Average Per Completion	15.6	11.7
Passing Touchdowns	2	2
TOTAL OFFENSE YARDS	555	340
Total offense plays	63	72
Average Gain Per Play	8.8	4.7
Fumbles: Number-Lost	2-0	0-0
Penalties: Number-Yards	8-78	9-59
PUNTS-YARDS	5-243	8-352
Average Yards Per Punt	48.6	44.0
Net Yards Per Punt	47.0	39.2
Inside 20	0	4
50+ Yards	3	3
Touchbacks	0	1
Fair catch	4	1
KICKOFFS-YARDS	7-455	4-256
Average Yards Per Kickoff	65.0	64.0
Net Yards Per Kickoff	40.9	43.0
Touchbacks	6	0
Punt returns: Number-Yards-TD	1-13-0	1-8-0
Average Per Return	13.0	8.0
Kickoff returns: Number-Yds-TD	4-84-0	1-19-0
Average Per Return	21.0	19.0
Interceptions: Number-Yds-TD	2-25-0	0-0-0
Fumble Returns: Number-Yds-TD	0-0-0	0-0-0
Miscellaneous Yards	0	0
Possession Time	33:13	26:47
1st Quarter	7:52	7:08
2nd Quarter	6:58	8:02
3rd Quarter	6:42	8:18
4th Quarter	11:41	3:19
Third-Down Conversions	3 of 13	6 of 16
Fourth-Down Conversions	1 of 2	1 of 1
Red-Zone Scores-Chances	3-3	3-3
Touchdowns	1-3	3-3
Field goals	2-3	0-3
Sacks By: Number-Yards	1-10	0-0
PAT Kicks	4-4	2-3
Field Goals	3-3	0-0

THE WRAPUP

For the Record

- Tennessee Captains: Tyler Bray, Brian Randolph, A.J. Johnson, Mychal Rivera.
- The Vol For Life Legend of the Game was former UT player and head coach Johnny Majors. His jersey (45) was retired prior to the game, and he became the eighth Vol to have his jersey retired. The others are Peyton Manning (16), Bill Nowling (32), Rudy Klarer (49), Willis Tucker (61), Clyde Fuson (62), Doug Atkins (91) and Reggie White (92).

Game Notes

- ESPN GameDay returned to Knoxville for the first time since the UT-Auburn game on Oct. 2, 2004. UT made its 18th appearance on ESPN GameDay.
- On the night UT retired Johnny Majors' jersey (No. 45), linebacker A.J. Johnson (who also wears No. 45) lined up at quarterback in the Wildcat package and scored his first career touchdown. His one-yard plunge put the Vols up 20-13 with 7:33 to go in the third quarter.
- Earlier in the drive, Johnson bulled his way up the middle for four yards and a first down on his first career rush. Johnson also finished with 11 tackles and two QB hurries and a tackle for a loss.
- Many things of Big Orange vintage were trending on Twitter on Saturday night. Those included Tyler Bray, A.J. Johnson and Touchdown Tennessee worldwide and Derek Dooley, PAT, Rocky Top, Tennessee, Vols and Wildcat in the U.S.
- Wide receiver Alton "Pig" Howard made his first Vol appearance in the second quarter. He is the 10th true freshman to play in 2012.

No. 23 Vols Fall to 18th-Ranked Florida, 37-20

KNOXVILLE - During its 2-0 start to the season, No. 23 Tennessee made a habit of scoring points in a flash. Against No. 18 Florida, its fortunes changed just as quickly.

The Gators dealt the Vols a couple of body blows in the third quarter and pulled away to win their eighth consecutive game in the series, 37-20, in front of a sold-out Neyland Stadium.

Florida exploded for 24 unanswered points to close the game, and wound up with 555 yards of total offense and 336 yards rushing.

At halftime, the Gators had just 176 yards of offense and only 86 on the ground. Florida gained 227 yards of total offense in the third quarter, 170 of which came on the ground.

But after the Vols went 81 yards on their first possession of the second half, it was all Florida the rest of the way.

Trey Burton, who scored Florida's only touchdown of the first half, started the deluge with an 80-yard touchdown run on a direct snap. Then after a Tyler Bray interception, the Gators ripped off a 45-yard run by Mike Gillislee and one play later quarterback Jeff Driskel found Jordan Reed in the end zone for a 23-yard touchdown and a 27-20 lead.

The haymaker was a 75-yard, catch-and-run touchdown pass to Frankie Hammond on third down that gave Florida a 34-20 lead with 9:55 remaining.

Tennessee failed to gain a yard of total offense in the fourth quarter and didn't have a first down in the final 15 minutes.

Tennessee got off to a solid start and seemed in control at halftime leading 10-7, its first lead in the series after two quarters since 2006.

Florida scored on its second possession of the game when Burton took a direct snap 14 yards to give the Gators a 7-0 lead with 7:52 left in the first quarter.

They took possession on that drive after linebacker Larentee McCray intercepted a Bray pass and returned it 25 yards into Tennessee territory.

The UT offense came alive in the first quarter when Bray hit Hunter for a 42-yard gain to the Florida 18-yard line. He then caught Cordarrelle Patterson on a quick slant from the 2-yard line one play and a Gators penalty later to even the score with 3:02 left in the first quarter.

After the defense forced a three-and-out, Tennessee embarked on a 16-play, 77-yard drive that ended with a perfectly lofted touchdown pass from Bray to tight end Mychal Rivera.

The key play on that drive came on fourth-and-9 from the Gators' 30, when Bray hit Patterson for a 12-yard gain. Officials initially said the Patterson fumbled on the play, giving the Gators possession, but overturned the ruling on review.

>> SCORING SUMMARY

Team	Qtr	Time	Scoring Play	Conversion	Plays	TOP	Score
UF	1st	07:52	Burton,T. 14 yd run	Sturgis kick	3-35	1:11	7-0
UT	1st	03:02	Patterson 2 yd pass from Bray	Brodus kick	3-60	1:09	7-7
UT	2nd	08:40	Rivera 6 yd pass from Bray	Brodus kick	16-76	6:20	7-14
UF	2nd	00:00	Sturgis,C 20 yd field goal		9-80	3:19	10-14
UF	3rd	12:22	Sturgis,C 25 yd field goal		7-68	2:32	13-14
UT	3rd	07:33	Johnson 1 yd run	Kick failed	12-81	4:43	13-20
UF	3rd	03:15	Burton 75 yd run	Sturgis,C kick	1-75	0:12	20-20
UF	3rd	00:30	Reed 23 yd pass from Driskel	Sturgis kick	3-70	1:19	27-20
UF	4th	09:55	Hammond 75 yd pass from Driskel	Sturgis,C kick	3-78	1:32	34-20
UF	4th	06:44	Sturgis,C 49 yd field goal		5-42	2:11	37-20

Stat Leaders

>> TENNESSEE

Rushing	Att	Yds	TD	Long	Avg.
Neal	23	87	0	20	3.8
Johnson	2	5	1	4	2.5
Lane	1	1	0	1	1.0
Bray	2	-10	0	0	-5.0
Totals	28	83	1	20	3.0

Passing	C-A-I	Yds	TD	Long	Sack
Bray	22-44-2	257	2	42	1


Receiving	No.	Yds	TD	Long
Patterson	8	75	1	18
Hunter	5	76	0	42
Rivera	4	47	1	20
Rogers	3	39	0	27
Neal	2	20	0	12
Totals	22	257	2	42

>> FLORIDA

Rushing	Att	Yds	TD	Long	Avg.
Gillislee	18	115	0	45	6.4
Burton	3	86	2	75	28.7
Driskel	8	81	0	28	10.1
Patton	3	34	0	14	11.3
Jones,M.	5	9	0	5	1.8
Elam,M.	1	5	0	5	5.0
Brown,M.	1	3	0	3	3.0
Debose,A.	2	1	0	8	0.5
Totals	43	331	2	75	7.7

Passing	C-A-I	Yds	TD	Long	Sack
Driskel	14-20-0	219	2	75	0

Receiving	No.	Yds	TD	Long
Reed	5	60	1	23
Dunbar	3	30	0	20
Burton	2	38	0	32
Hammond	1	75	1	75
Patton	1	17	0	17
Joyer	1	5	0	5
Hines	1	-6	0	0
Totals	14	219	2	75



Game 4

AKRON	10	13	0	3	-	26
TENNESSEE	10	13	7	17	-	47

Sept. 22 | Neyland Stadium | Knoxville | 7:36 p.m. | Attendance: 81,719



Breakdown

	AKRON	UT
FIRST DOWNS	18	33
Rushing	5	10
Passing	12	20
Penalty	1	3
NET YARDS RUSHING	115	232
Rushing Attempts	26	46
Average Per Rush	4.4	5.0
Rushing Touchdowns	1	1
Yards Gained Rushing	138	251
Yards Lost Rushing	23	19
NET YARDS PASSING	229	401
Completions-Attempts-Int	27-49-3	27-43-1
Average Per Attempt	4.7	9.3
Average Per Completion	8.5	14.9
Passing Touchdowns	0	4
TOTAL OFFENSE YARDS	344	633
Total offense plays	75	89
Average Gain Per Play	4.6	7.1
Fumbles: Number-Lost	0-0	2-1
Penalties: Number-Yards	6-40	5-30
PUNTS-YARDS	5-227	2-81
Average Yards Per Punt	45.4	40.5
Net Yards Per Punt	36.4	38.5
Inside 20	2	1
50+ Yards	2	0
Touchbacks	0	0
Fair catch	1	1
KICKOFFS-YARDS	7-396	10-623
Average Yards Per Kickoff	56.6	62.3
Net Yards Per Kickoff	43.1	44.6
Touchbacks	2	5
Punt returns: Number-Yards-TD	1-4-0	3-45-0
Average Per Return	4.0	15.0
Kickoff returns: Number-Yds-TD	4-77-0	4-54-0
Average Per Return	19.2	13.5
Interceptions: Number-Yds-TD	1-44-1	3-35-0
Fumble Returns: Number-Yds-TD	0-0-0	0-0-0
Miscellaneous Yards	0	0
Possession Time	28:36	31:24
1st Quarter	3:45	11:15
2nd Quarter	8:36	6:24
3rd Quarter	11:05	3:55
4th Quarter	5:10	9:50
Third-Down Conversions	5 of 15	5 of 14
Fourth-Down Conversions	1 of 1	0 of 2
Red-Zone Scores-Chances	3-4	8-8
Touchdowns	0-4	4-8
Field goals	3-4	4-8
Sacks By: Number-Yards	0-0	1-4
PAT Kicks	2-2	5-5
Field Goals	4-4	4-4

THE WRAPUP

For the Record
 • Tennessee Captains: Channing Fugate, Curt Maggitt, Zach Fulton, Zach Rogers.

• The Vol For Life Legend of the Game was Lester McClain, a member of the Tennessee squad from 1967-70. McClain became the first African-American to play football in the SEC, as he suited up for the Vols in 1967 and played in his first games at wingback in 1968.

Game Notes
 • Tennessee is 13-1 all-time vs. teams from the Buckeye State. The Vols last lost to a team from Ohio in 1904.

• Tyler Bray posted his second career 400-yard passing game and ninth career 300-yard passing contest.

• Derrick Brodus tied a UT place-kicker record with 17 points in a game. He matched Alex Walls (4 FG, 5 PAT vs. Wyoming, 2002), Fuad Reveiz (5 FG, 2 PAT vs. Memphis St., 1982) and Alan Duncan (5FG, 2 PAT vs. Kentucky, 1978)

• The Vols produced 633 yards of total offense, marking the first time it has reached the 600-mark since Sept. 5, 2009, when UT had 657 yards vs. Western Kentucky (380 rush, 277 pass).

• Tennessee recorded its third game of 500+ yards of total offense in 2012. The last time the Vols accomplished that feat three times in a single season was 2004.

• Tennessee had seven different rushers and five different receivers in the first quarter alone. The Vols finished with eight different rushers and 11 different receivers. All five touchdowns (four receiving, one rushing) were scored by different players

Vols Zap Zips, 47-26

KNOXVILLE - Tennessee didn't have much trouble moving the ball against Akron in Neyland Stadium. It didn't have much trouble slowing down the Zips' passing attack, either.

But finding a comfortable margin on the scoreboard took the better part of three quarters before the Vols pulled away for a 47-26 victory in their last game before facing four straight ranked SEC opponents.

Tennessee pulled away from the Zips (1-3) in the second half to reach 3-1 for the first time since 2006. But it took a fight to get there.

Beginning its second possession of the second half tied, 23-23, Tennessee moved deep into Akron territory but appeared to be stopped when officials said tight end Mychal Rivera fumbled. A video review overturned the call, and the Vols scored three plays later to take the lead for good at 30-23.

The Zips, though, drove for a field goal on their next possession, and it wasn't until Justin Hunter scored on a 19-yard pass from Tyler Bray that Tennessee truly seemed in control. That score, which gave UT a 40-26 lead, was set up by an Eric Gordon interception one play earlier. Former walk-on Jacob Carter had his first career touchdown, giving the Vols a 47-26 lead.

Kicker Derrick Brodus had four field goals for Tennessee, which topped 600 yards of total offense. Quarterback Tyler Bray finished with 401 yards passing, the second time in his career he's thrown for more than 400 in a single game.

It was a solid night on the ground for the Vols as well. Rajion Neal had a career-best 151 yards on 22 carries, and Tennessee finished with 232 yards rushing.

Gaining yards wasn't a problem for Tennessee all night long. In the first half, Tennessee outgained the Zips by more than 150 yards, but still ended the first half in a draw.

Akron's Avis Commack intercepted Bray in the first minute of the game, returning it 44 yards for a touchdown and a 7-0 lead. The Vols answered, driving 75 yards in 13 plays and tying the game on A.J. Johnson's 2-yard touchdown run.

The teams traded a pair of field goals -- Akron's Robert Stein connecting from 45 and 32 yards and UT's Brodus hitting from 37 and 23 yards -- before the Vols broke a 13-13 tie midway through the second quarter.

Bray connected with Zach Rogers for a 48-yard gain to the Akron 5. Two plays later, he found tight end Brendan Downs -- playing in his first game this season after suffering a knee injury late in fall camp -- for a 6-yard touchdown.

>> SCORING SUMMARY

Team	Qtr	Time	Scoring Play	Conversion	Plays	TOP	Score
AK	1st	14:25	Commack 44 yd INT return	Stein kick			7-0
UT	1st	09:55	Johnson 2 yd run	Brodus kick	13-75	4:30	7-7
UT	1st	06:55	Brodus 37 yd field goal		7-9	2:01	7-10
AK	1st	03:27	Stein 45 yd field goal		4-1	0:53	10-10
UT	2nd	14:53	Brodus 23 yd field goal		11-80	3:29	10-13
AK	2nd	10:40	Stein 32 yd field goal		12-60	4:13	13-13
UT	2nd	08:12	Downs 6 yd pass from Bray	Brodus kick	7-75	2:28	13-20
AK	2nd	05:04	Stein 37 yd field goal		10-46	3:08	16-20
AK	2nd	02:14	Hines 70 yd run	Stein kick	1-70	0:12	23-20
UT	2nd	01:03	Brodus 22 yd field goal		8-70	1:05	23-23
UT	3rd	06:47	Neal 3 yd pass from Bray	Brodus kick	8-66	2:59	23-30
AK	4th	14:50	Stein 37 yd field goal		16-60	6:53	26-30
UT	4th	12:28	Brodus 28 yd field goal		7-53	2:17	26-33
UT	4th	09:02	Hunter 19 yd pass from Bray	Brodus kick	1-19	0:07	26-40
UT	4th	06:34	Carter 24 yd pass from Bray	Brodus kick	5-63	1:44	26-47

Stat Leaders

>> TENNESSEE

Rushing	Att	Yds	TD	Long	Avg.
Neal	22	151	0	29	6.9
Lane	9	47	0	14	5.2
King	1	18	0	18	18.0
Patterson	2	12	0	17	6.0
Watson	8	6	0	5	0.8
Howard	1	3	0	3	3.0
Johnson	2	2	1	2	1.0
Bray	1	-7	0	0	-7.0
Totals	46	232	1	29	5.0

Passing	C-A-I	Yds	TD	Long	Sack
Bray	27-43-1	401	4	48	0

Receiving	No.	Yds	TD	Long
Hunter	8	115	1	25
Rogers	3	72	0	48
Neal	3	22	1	10
Lane	2	49	0	35
Rivera	2	43	0	24
Bartholomew	2	21	0	13
Patterson	2	20	0	13
Howard	2	18	0	13
Carter	1	24	1	24
Dallas	1	11	0	11
Downs	1	6	1	6
Totals	27	401	4	48

>> AKRON

Rushing	Att	Yds	TD	Long	Avg.
Hines	6	76	1	70	12.7
Chisholm	14	53	0	17	3.8
Hundley	2	8	0	5	4.0
Williams	1	-4	0	0	-4.0
TEAM	2	-8	0	0	-4.0
Williams	1	-10	0	0	-10.0
Totals	26	115	1	70	4.4

Passing	C-A-I	Yds	TD	Long	Sack
Williams	27-49-3	229	0	21	1

Receiving	No.	Yds	TD	Long
Suel	12	92	0	19
D'Orazio	6	72	0	20
Frieson	4	11	0	4
Sconiers	2	17	0	9
Williams	1	21	0	21
Smith	1	9	0	9
Fleming	1	7	0	7
Totals	27	229	0	21



Game 5

TENNESSEE	10	20	7	7	-	44
#5 GEORGIA	21	9	21	0	-	51

Sept. 29 | Sanford Stadium | Athens, Ga. | 3:39 p.m. | Attendance: 92,746



Breakdown

	UT	UGA
FIRST DOWNS	26	20
Rushing	12	9
Passing	13	11
Penalty	1	0
NET YARDS RUSHING	197	274
Rushing Attempts	40	38
Average Per Rush	4.9	7.2
Rushing Touchdowns	3	5
Yards Gained Rushing	202	303
Yards Lost Rushing	5	29
NET YARDS PASSING	281	286
Completions-Attempts-Int	24-45-3	20-26-1
Average Per Attempt	6.2	11.0
Average Per Completion	11.7	14.3
Passing Touchdowns	2	2
TOTAL OFFENSE YARDS	478	560
Total offense plays	85	64
Average Gain Per Play	5.6	8.8
Fumbles: Number-Lost	1-1	2-2
Penalties: Number-Yards	6-35	6-40
PUNTS-YARDS	4-125	5-187
Average Yards Per Punt	31.2	37.4
Net Yards Per Punt	31.2	36.4
Inside 20	1	0
50+ Yards	1	0
Touchbacks	0	0
Fair catch	0	3
KICKOFFS-YARDS	8-468	8-499
Average Yards Per Kickoff	58.5	62.4
Net Yards Per Kickoff	46.2	44.0
Touchbacks	3	2
Punt returns: Number-Yards-TD	1-5-0	1-0-0
Average Per Return	5.0	0.0
Kickoff returns: Number-Yards-TD	5-97-0	3-38-0
Average Per Return	19.4	12.7
Interceptions: Number-Yards-TD	1-35-1	3-0-0
Fumble Returns: Number-Yards-TD	0-0-0	0-0-0
Miscellaneous Yards	0	0
Possession Time	33:01	26:59
1st Quarter	6:04	8:56
2nd Quarter	8:54	6:06
3rd Quarter	9:15	5:45
4th Quarter	8:48	6:12
Third-Down Conversions	8 of 15	6 of 11
Fourth-Down Conversions	0 of 0	0 of 0
Red-Zone Scores-Chances	5-6	3-3
Touchdowns	4-6	3-3
Field goals	1-6	0-3
Sacks By: Number-Yards	1-8	1-3
PAT Kicks	5-6	4-6
Field Goals	1-2	1-1

THE WRAPUP

For the Record

- Tennessee Captains: Byron Moore, Justin Hunter, A.J. Johnson, Antonio Richardson
- The loss snaps a 25-game win streak when scoring 28 or more points.
- Tennessee entered the game with a perfect 177-0 record when scoring 40 or more points, dating back to the start of the program in 1891.

Game Notes

- The 95 combined points marked the eighth highest scoring game (non-overtime) in SEC history and the sixth highest-scoring game between two SEC opponents.
- The last time Tennessee allowed 50 points was in a four overtime win at Kentucky, 52-50, on Sept. 24, 2007. The last time it allowed that many points in regulation was in a 59-20 loss at Florida on Sept. 15, 2007.
- Tennessee's 30 first-half points were its most in any half of an SEC game since leading Ole Miss, 31-14, at the half on Nov. 13, 2010, en route to a 52-14 victory in Knoxville.
- The 60 combined points in the first half were the most in an SEC game since 2004.
- Byron Moore intercepted a pass from Aaron Murray and took it to the house in the first quarter. It was Moore's fourth interception of the season and the first INT for a touchdown by a Vol since Eric Gordon's game-winning interception in overtime against Vanderbilt on Nov. 19, 2011 in Knoxville.
- Byron Moore's interception marked Tennessee's ninth as a team this season, matching their total for all of the 2011 season.

Vols' Comeback Comes Up Short, 51-44

ATHENS, Ga. - Tennessee's afternoon in Sanford Stadium began with a 17-point deficit. It ended with turnovers on its last three possessions. But in between, the Vols showed plenty of resolve in pushing No. 5 Georgia to the brink before falling, 51-44.

Georgia scored all of its 51 points in the first three quarters before UT's defense, which gave up several big plays on the ground before and allowed the Bulldogs to gain 234 yards of total offense in the first quarter alone, dug in gave the offense a two chances to tie the game.

Taking over at its 28-yard line with 7:31 to go and trailing by seven points, the Vols drove to the Georgia 50 before Sanders Comings intercepted a Tyler Bray at the Bulldogs' 36.

Georgia, which had just one first down in the fourth quarter, went three-and-out on its next possession, giving UT the ball at its 26 with 4:06 left. Tennessee moved the ball into Georgia territory and converted a key third down with an 11-yard completion to Cordarrelle Patterson to the Georgia 27.

Four plays later, though, Bray fumbled trying to escape pressure and Georgia's John Jenkins fell on the ball, effectively ending UT's upset bid. The Vols had one last-ditch chance to try and tie the game, but Bray's first pass from the UT 35 with 15 seconds left was tipped and intercepted by Comings.

That Tennessee would even have a chance to tie the game in the fourth quarter seemed highly unlikely after the way Saturday's game started.

The Bulldogs scored on four of their first five possessions -- the lone exception an interception UT safety Byron Moore returned for a touchdown -- and had a 27-10 lead with 11 minutes remaining in the second half.

Two lengthy touchdown runs, a 75-yarder by Keith Marshall and a 51-yarder by Todd Gurley, gave Georgia plenty of early momentum.

While Georgia's freshmen backs carried the day, Tennessee's running game made a major improvement from where it was the last two games in this series.

After rushing for a combined minus-12 yards the last two years against Georgia (a figure that includes negative yardage from quarterback sacks), the Vols ran for 197 this season. Neal had 104 of those rushing yards, and Tennessee's offensive line got more dominant as the game went on. UT's fourth-quarter touchdown drive had eight running plays, including the last six, ending with Neal's 9-yard run.

>> SCORING SUMMARY

Team	Qtr	Time	Scoring Play	Conversion	Plays	TOP	Score
GA	1st	08:54	Gurley 2 yd run	Morgan kick	13-84	6:06	0-7
UT	1st	07:44	Moore 35 yd INT return	Brodus kick			7-7
GA	1st	07:31	Marshall 75 yd run	Morgan kick	1-75	0:13	7-14
UT	1st	02:39	Brodus 34 yd field goal		10-58	4:46	10-14
GA	1st	00:11	Gurley 1 yd run	Morgan kick	8-75	2:28	10-21
GA	2nd	11:48	Gurley 51 yd run	Kick failed	2-56	0:50	10-27
UT	2nd	04:53	Johnson 1 yd run	Brodus kick	10-50	3:06	17-27
UT	2nd	02:55	Rogers 4 yd pass from Bray	Kick failed	3-8	1:19	23-27
UT	2nd	00:42	Neal 10 yd pass from Bray	Brodus kick	4-18	1:00	30-27
GA	2nd	00:00	Morgan 50 yd field goal		4-33	0:37	30-30
GA	3rd	10:12	Bennett 8 yd pass from Murray	Morgan kick	6-69	2:07	30-37
GA	3rd	06:32	Bennett 32 yd pass from Murray	Kick blocked	4-46	1:46	30-43
UT	3rd	04:13	Patterson, C. 46 yd run	Brodus kick	5-78	2:12	37-43
GA	3rd	03:06	Marshall 72 yd run	Brown pass	3-81	1:02	37-51
UT	4th	08:56	Neal 9 yd run	Palardy kick	13-60	4:20	44-51

Stat Leaders

>> TENNESSEE

Rushing	Att	Yds	TD	Long	Avg.
Neal	23	104	1	20	4.5
Patterson	3	55	1	46	18.3
Lane	8	22	0	6	2.8
Young	3	14	0	12	4.7
Johnson	1	1	1	1	1.0
Bray	1	1	0	0	1.0
Howard	1	0	0	0	0.0
Totals	40	197	3	46	4.9

Passing	C-A-I	Yds	TD	Long	Sack
Bray	24-45-3	281	2	62	1


Receiving	No.	Yds	TD	Long
Rogers	6	51	1	22
Neal	5	53	1	17
Rivera	3	82	0	62
Hunter	3	46	0	18
Patterson	2	31	0	20
Lane	2	5	0	4
Bartholomew	1	8	0	8
Dallas	1	7	0	7
Howard	1	-2	0	0
Totals	24	281	2	62

>> GEORGIA

Rushing	Att	Yds	TD	Long	Avg.
Marshall	10	164	2	75	16.4
Gurley	24	130	3	51	5.4
TEAM	1	-1	0	0	-1.0
Murray	2	-9	0	1	-4.5
Mitchell	1	-10	0	0	-10.0
Totals	38	274	5	75	7.2

Passing	C-A-I	Yds	TD	Long	Sack
Murray	20-26-1	286	2	38	1

Receiving	No.	Yds	TD	Long
Bennett	5	70	2	32
Mitchell	4	31	0	13
Lynch	3	75	0	38
King	2	38	0	31
Wooten	2	25	0	18
Rome	1	21	0	21
Marshall	1	15	0	15
Brown	1	8	0	8
Gurley	1	3	0	3
Totals	20	286	2	38



Game 6

TENNESSEE	7	7	10	7	-	31
#19 MS STATE	10	17	0	14	-	41

Oct. 13 | Davis Wade Stadium | Starkville, Miss. | 9:11 p.m. | Attendance: 57,831



Breakdown

	UT	MSU
FIRST DOWNS	18	26
Rushing	10	6
Passing	8	18
Penalty	0	2
NET YARDS RUSHING	213	142
Rushing Attempts	34	41
Average Per Rush	6.3	3.5
Rushing Touchdowns	1	2
Yards Gained Rushing	214	170
Yards Lost Rushing	1	28
NET YARDS PASSING	148	308
Completions-Attempts-Int	13-24-1	25-39-0
Average Per Attempt	6.2	7.9
Average Per Completion	11.4	12.3
Passing Touchdowns	2	3
TOTAL OFFENSE YARDS	361	450
Total offense plays	58	80
Average Gain Per Play	6.2	5.6
Fumbles: Number-Lost	2-1	0-0
Penalties: Number-Yards	6-64	1-10
PUNTS-YARDS	5-169	5-209
Average Yards Per Punt	33.8	41.8
Net Yards Per Punt	31.8	42.0
Inside 20	0	3
50+ Yards	1	1
Touchbacks	0	0
Fair catch	2	3
KICKOFFS-YARDS	6-376	7-376
Average Yards Per Kickoff	62.7	53.7
Net Yards Per Kickoff	46.0	27.7
Touchbacks	1	2
Punt returns: Number-Yards-TD	1--1-0	1-10-0
Average Per Return	-1.0	10.0
Kickoff returns: Number-Yds-TD	5-132-1	4-80-0
Average Per Return	26.4	20.0
Interceptions: Number-Yds-TD	0-0-0	1-0-0
Fumble Returns: Number-Yds-TD	0-0-0	0-0-0
Miscellaneous Yards	0	0
Possession Time	23:29	36:31
1st Quarter	4:50	10:10
2nd Quarter	2:26	12:34
3rd Quarter	11:18	3:42
4th Quarter	4:55	10:05
Third-Down Conversions	6 of 12	4 of 14
Fourth-Down Conversions	0 of 0	2 of 2
Red-Zone Scores-Chances	4-4	7-7
Touchdowns	3-4	5-7
Field goals	1-4	2-7
Sacks By: Number-Yards	2-18	0-0
PAT Kicks	4-4	5-5
Field Goals	1-1	2-3

THE WRAPUP

For the Record

- Tennessee Captains: Rajion Neal, Marlon Walls, Ja'Wuan James, Daniel McCullers
- The Vols lead the series with the Bulldogs, 28-16-1.

Game Notes

- With a 98-yard kickoff return and an 11-yard reception, Cordarrelle Patterson became just the fifth player in Tennessee history with a touchdown via return and either a touchdown by rushing or receiving.
- The last Vol to return a conventional KO for a TD was Mark Jones against Alabama on Oct. 26, 2002. Bret Smith returned an onside kick 44 yards at South Carolina on Oct. 30, 2004
- With 21 tackles, A.J. Johnson became the first Vol with 20+ in a single game since Keith DeLong had 22 vs. Alabama in 1988.
- Johnson's 17 assisted tackles were the most for a single game in Tennessee history, breaking the previous mark of 13 set by four Vols, last by Lavoisier Fisher at Auburn in 1984.
- Devrin Young finished as the Vols' leading rusher with career highs in both rushing attempts (13) and rushing yards (58).
- Ben Bartholomew caught his first career touchdown with a 10-yard grab in the fourth quarter. It was his 12th career catch.
- Jacques Smith recorded his first sack of the season - third of his career - and had four quarterback hurries in the contest.
- After his second-quarter kickoff return for a touchdown, Cordarrelle Patterson was trending Worldwide on Twitter for the second time this year.

Vols Fall to No. 19 Mississippi State, 41-31

STARKVILLE, Miss. - For the first 30 minutes in Davis Wade Stadium, No. 19 Mississippi State was in control. For most of the second half, Tennessee moved into the driver's seat.

But the Vols were on the wrong end of a big turnover -- and an even bigger fourth-quarter drive -- in a 41-31 loss to Mississippi State in Starkville.

The Bulldogs led by 13 points at halftime after outgaining the Vols by a nearly 3-to-1 margin in the first half. After the break, though, Tennessee's defense plugged some holes and its offense scored 10 quick points to pull within three points at 27-24 midway through the third quarter.

But starting with a huge play by star cornerback Johnthan Banks, the fourth quarter belonged to Mississippi State.

Tailback Devrin Young, seeing lots of action in the second half after starter Rajion Neal left the game with an injury, broke free for a 10-yard run to the UT 30. But at the end of the play, Banks pried the ball loose and fell on it, just barely remaining in bounds in front of Tennessee's bench. Three plays later LaDarius Perkins scored from a yard out to give Mississippi State a 10-point lead with 7:58 remaining.

The Vols countered immediately, needing just 2 minutes, 36 seconds to move the ball 65 yards to a touchdown. Ben Bartholomew grabbed a 10-yard pass from Tyler Bray for his first career touchdown, which closed the gap to the three points once more at 34-31 with a little more than 5 1/2 minutes to go.

But that's when Mississippi State dug in its heels and held on to the ball. The Bulldogs converted twice on third down and kept moving the chains, running out the final 5:22 and eventually scoring a 9-yard touchdown on an incredible catch by Malcolm Johnson on fourth-and-goal with 9 seconds left.

After that fourth-quarter fumble, the Vols never had another chance to tie or take the lead.

The Vols' loss also overshadowed a stellar night from junior receiver Cordarrelle Patterson, who became the first Tennessee player to score a touchdown on a kick return and a reception since Carl Pickens.

And Patterson's 98-yard kickoff return was one of very few highlights in a first half that saw Mississippi State out-gain the Vols 297-93.

What's more, the Bulldogs did a fine job of turning those yards into points. Mississippi State scored on its first six possessions of the game, and three of those drives went for more than 65 yards.

After MSU kicked a field goal on the game's opening drive, the Vols took the lead with a 75-yard, 10-play drive that ended with a 6-yard touchdown run by Neal.

MSU scored touchdowns on back-to-back drives to take a 17-7 lead, but Patterson brought the Vols within three points when he returned a kickoff 98 yards for a touchdown with 14:02 left in the second quarter.

>> SCORING SUMMARY

Team	Qtr	Time	Scoring Play	Conversion	Plays	TOP	Score
MS	1st	12:21	Bell 31 yd field goal		8-73	2:39	0-3
UT	1st	08:51	Neal 6 yd run	Palardy kick	10-75	3:30	7-3
MS	1st	03:09	Robinson 10 yd run	Bell kick	10-65	5:42	7-10
MS	2nd	14:17	Green 13 yd pass from Prescott	Bell kick	6-40	2:32	7-17
UT	2nd	14:02	Patterson 98 yd kickoff return	Palardy kick			14-17
MS	2nd	09:29	Bell 24 yd field goal		10-66	4:26	14-20
MS	2nd	07:46	Green 7 yd pass from Russell	Bell kick	4-33	1:43	14-27
UT	3rd	10:35	Palardy 38 yd field goal		10-62	4:19	17-27
UT	3rd	04:07	Patterson 11 yd pass from Bray	Palardy kick	15-86	5:03	24-27
MS	4th	07:58	L. Perkins 1 yd run	Devon Bell kick	3-30	1:14	24-34
UT	4th	05:22	Bartholomew 10 yd pass from Bray	Palardy kick	5-58	2:31	31-34
MS	4th	00:09	Johnson 9 yd pass from Russell	Bell kick	12-75	5:13	31-41

Stat Leaders

>> TENNESSEE

Rushing	Att	Yds	TD	Long	Avg.
Young	13	58	0	10	4.5
Patterson	3	57	0	34	19.0
Neal	9	40	1	11	4.4
Howard	4	30	0	16	7.5
Watson	2	13	0	14	6.5
Lane	2	9	0	5	4.5
Bray	1	6	0	6	6.0
Totals	34	213	1	34	6.3

Passing	C-A-I	Yds	TD	Long	Sack
Bray	13-24-1	148	2	26	0

Receiving	No.	Yds	TD	Long
Rogers	3	35	0	19
Hunter	2	41	0	26
Patterson	2	25	1	14
Neal	2	11	0	9
Dallas	1	14	0	14
Bartholomew	1	10	1	10
Rivera	1	7	0	7
Howard	1	5	0	5
Totals	13	148	2	26

>> MISSISSIPPI STATE

Rushing	Att	Yds	TD	Long	Avg.
Perkins	23	101	1	20	4.4
Robinson	6	41	1	11	6.8
Milton	1	3	0	3	3.0
Prescott	2	2	0	6	1.0
Russell	7	0	0	9	0.0
Team	1	-2	0	0	-2.0
Griffin	1	-3	0	0	-3.0
Totals	41	142	2	20	3.5

Passing	C-A-I	Yds	TD	Long	Sack
Russell	23-37-0	291	2	29	2
Prescott	2-2-0	17	1	13	0

Receiving	No.	Yds	TD	Long
Bumphis	7	93	0	25
Green	6	71	2	29
Clark	3	44	0	24
Smith	3	31	0	20
Johnson	2	34	1	25
Perkins	2	25	0	14
Hemphill	1	5	0	5
Hill	1	5	0	5
Totals	25	308	3	29



Game 7

#1 ALABAMA	7	16	7	14	-	44
TENNESSEE	3	7	0	3	-	13

Oct. 20 | Neyland Stadium | Knoxville, Tenn. | 7:05 p.m. | Attendance: 102,455



Breakdown

	ALA	UT
FIRST DOWNS	23	11
Rushing	11	3
Passing	12	7
Penalty	0	1
NET YARDS RUSHING	233	79
Rushing Attempts	45	27
Average Per Rush	5.2	2.9
Rushing Touchdowns	2	1
Yards Gained Rushing	249	90
Yards Lost Rushing	16	11
NET YARDS PASSING	306	203
Completions-Attempts-Int	17-22-0	16-31-2
Average Per Attempt	13.9	6.5
Average Per Completion	18.0	12.7
Passing Touchdowns	4	0
TOTAL OFFENSE YARDS	539	282
Total offense plays	67	58
Average Gain Per Play	8.0	4.9
Fumbles: Number-Lost	2-1	1-0
Penalties: Number-Yards	4-23	2-15
PUNTS-YARDS	2-88	5-241
Average Yards Per Punt	44.0	48.2
Net Yards Per Punt	37.5	36.4
Inside 20	0	2
50+ Yards	0	2
Touchbacks	0	0
Fair catch	0	0
KICKOFFS-YARDS	8-498	4-234
Average Yards Per Kickoff	62.2	58.5
Net Yards Per Kickoff	38.4	37.0
Touchbacks	4	2
Punt returns: Number-Yards-TD	4-59-0	1-13-0
Average Per Return	14.8	13.0
Kickoff returns: Number-Yds-TD	2-36-0	4-111-0
Average Per Return	18.0	27.8
Interceptions: Number-Yds-TD	2-0-0	0-0-0
Fumble Returns: Number-Yds-TD	0-0-0	0-0-0
Miscellaneous Yards	0	0
Possession Time	36:47	23:13
1st Quarter	8:24	6:36
2nd Quarter	9:13	5:47
3rd Quarter	11:01	3:59
4th Quarter	8:09	6:51
Third-Down Conversions	6 of 12	2 of 13
Fourth-Down Conversions	0 of 0	0 of 2
Red-Zone Scores-Chances	3-3	3-4
Touchdowns	2-3	1-4
Field goals	1-3	2-4
Sacks By: Number-Yards	0-0	2-15
PAT Kicks	5-6	1-1
Field Goals	1-3	2-2

THE WRAPUP

For the Record

- Tennessee Captains: Justin Coleman, A.J. Johnson, James Stone, Cordarrelle Patterson.
- The Vol For Life Legends of the Game were former UT head coach Phillip Fulmer and the 1997 SEC champion football team. More than 40 members of that squad were in attendance.
- Fulmer also was honored tonight for his upcoming induction into the National Football Foundation and College Hall of Fame, which will take place in December.

Game Notes

- With Michael Palardy's 32-yard field goal, Tennessee became the first team this season to score on Alabama in the first quarter. The Crimson Tide entered the contest outscoring its foes 90-0 in the opening stanza.
- Tennessee also is the first team to score first-quarter offensive points on the Tide since doing so on a 40-yard Palardy field goal on Oct. 22, 2011.
- UT's second-quarter TD was its first vs. Alabama since Tauren Poole rushed 65 yards for a score in 2010.
- UT rushed for 79 yards vs. Alabama, which is the second highest total this season behind the 80 registered by Ole Miss.
- After recording a career-best 21 tackles vs. Mississippi State a week ago, A.J. Johnson turned in 14 vs. Alabama, giving him 35 stops in the last two games.
- Justin Coleman had a career-high 13 tackles vs. Alabama. The sophomore recorded nine last week vs. Mississippi State and now has 29 this season.

Volts Lose 44-13 to No. 1 Alabama

KNOXVILLE, Tenn. - For the first 30 minutes in a sold-out Neyland Stadium, Tennessee played No. 1 Alabama as well as any team has all season.

But the Crimson Tide proved too much in the second half, scoring 21 unanswered points to pull away for a 44-13 victory over the Vols.

Alabama saw a 30-yard touchdown wiped off the board on its opening possession of the second half, and the drive ended three plays later with a missed field goal.

That swing gave Tennessee an early opening in the second half, but it couldn't find a way to put pressure on the defending BCS champions early.

After going three-and-out on their next possession, the Vols stopped Alabama and got the ball back the Alabama 42. But that drive stopped short on fourth down when the Tide stuffed A.J. Johnson on fourth-and-1. Alabama took off on a six-play drive, capped by a 42-yard touchdown pass to Amari Cooper to take a 30-10 lead.

But Tennessee stormed back down the field on a 44-yard catch-and-run to Justin Hunter. Two plays later, though, on second-and-13 from the Alabama 21, safety Robert Lester intercepted a Bray pass in the end zone.

From there, Alabama was off to the races. Quarterback A.J. McCarron, connected with a wide open Kenny Bell on a 39-yard play-action pass to take a 37-10 lead. Then T.J. Yeldon broke free for 43 yards to give the Tide a 44-10 lead with 9:07 left.

UT's only second-half points came late in the fourth quarter, when an Alabama fumble helped set up a 21-yard field goal by Michael Palardy, his second of the game.

Tennessee's first half was more productive against Alabama, which entered the game with the nation's top-ranked defense in every major statistical category.

Cyrus Jones' 32-yard punt return helped lead to Alabama's first score of the game. Six plays later, McCarron hit Cooper for a 23-yard touchdown.

The Vols struck back with a lengthy drive that stalled in the red zone. After moving to the Tide's 9-yard line, a fumbled pitch to Cordarrelle Patterson on second down and an incomplete pass forced a 32-yard field goal by Palardy to make the score 7-3. That field goal marked the first time an opponent has scored in the first quarter against Alabama all season.

After a missed Alabama field goal, the Vols' next drive ended with an interception at the their 32-yard line. Four Yeldon runs later, the Tide had a 13-3 lead with 11:23 remaining in the first half.

Following a three-and-out by Tennessee, McCarron found Cooper for a 54-yard gain to the UT 54. Two plays later McCarron again connected with Williams in the end zone for a 20-3 lead.

Patterson, who has been electric on kickoff returns this season, took the ensuing kick 45 yards to the Bama 48 and two plays later, Bray hit Mychal Rivera for 43 yards all the way to Alabama 5.

Following an Alabama penalty, A.J. Johnson scored his fourth touchdown of the season on a 2-yard run to make the score 20-10. Alabama added a 34-yard field goal with 1:24 remaining before the half. Tennessee's 13-point deficit at halftime marked Alabama's slimmest margin after two quarters this season.

>> SCORING SUMMARY

Team	Qtr	Time	Scoring Play	Conversion	Plays	TOP	Score
UA	1st	08:18	Cooper 23 yd pass from McCarron	Shelley kick	6-47	3:10	7-0
UT	1st	03:38	Palardy 32 yd field goal		11-65	4:33	7-3
UA	2nd	11:23	Yeldon 1 yd run	Kick failed	4-32	1:44	13-3
UA	2nd	06:55	Williams 1 yd pass from McCarron	Shelley, kick	4-72	1:45	20-3
UT	2nd	05:32	Johnson 2 yd run	Palardy kick	3-48	1:11	20-10
UA	2nd	01:24	Shelley 34 yd field goal		8-53	4:01	23-10
UA	3rd	02:56	Cooper 42 yd pass from McCarron	Shelley, J. kick	6-67	3:31	30-10
UA	4th	12:46	Bell 39 yd pass from McCarron	Shelley, J. kick	6-80	3:33	37-10
UA	4th	09:07	Yeldon 43 yd run	Shelley, J. kick	3-58	1:21	44-10
UT	4th	03:57	Palardy 21 yd field goal		6-21	2:00	44-13

Stat Leaders

>> TENNESSEE

Rushing	Att	Yds	TD	Long	Avg.
Lane	15	55	0	12	3.7
Young	5	21	0	7	4.2
Johnson	3	6	1	4	2.0
Howard	2	3	0	2	1.5
Patterson	2	-6	0	0	-3.0
Totals	27	79	1	12	2.9


Passing	C-A-I	Yds	TD	Long	Sack
Bray	13-27-2	184	0	44	0
Worley	3-4-0	19	0	15	0
Totals	16-31-2	203	0	44	0

>> ALABAMA

Rushing	Att	Yds	TD	Long	Avg.
Yeldon	15	129	2	43	8.6
Lacy	17	79	0	14	4.6
Drake	4	22	0	10	5.5
Sims	4	10	0	4	2.5
Calloway	2	6	0	5	3.0
McCarron	3	-13	0	2	-4.3
Totals	45	233	2	43	5.2

Passing	C-A-I	Yds	TD	Long	Sack
McCarron	17-22-0	306	4	54	2

Receiving	No.	Yds	TD	Long
Cooper	7	162	2	54
Lacy	3	18	0	7
Bell	2	68	1	39
Norwood	2	43	0	35
Williams	2	6	1	5
Jones	1	9	0	9
Totals	17	306	4	54



Game 8

TENNESSEE	7	7	7	14	-	35
#17 S. CAROLINA	7	21	7	3	-	38

Oct. 27 | Williams-Brice Stadium | Columbia, S.C. | 12 p.m. | Attendance: 80,250



Breakdown

	UT	SC
FIRST DOWNS	23	25
Rushing	5	9
Passing	18	15
Penalty	0	1
NET YARDS RUSHING	91	147
Rushing Attempts	27	46
Average Per Rush	3.4	3.2
Rushing Touchdowns	0	2
Yards Gained Rushing	95	180
Yards Lost Rushing	4	33
NET YARDS PASSING	381	363
Completions-Attempts-Int	28-44-1	23-33-1
Average Per Attempt	8.7	11.0
Average Per Completion	13.6	15.8
Passing Touchdowns	5	3
TOTAL OFFENSE YARDS	472	510
Total offense plays	71	79
Average Gain Per Play	6.6	6.5
Fumbles: Number-Lost	1-1	0-0
Penalties: Number-Yards	5-34	4-30
PUNTS-YARDS	5-200	5-216
Average Yards Per Punt	40.0	43.2
Net Yards Per Punt	32.0	40.2
Inside 20	1	1
50+ Yards	2	1
Touchbacks	1	1
Fair catch	0	1
KICKOFFS-YARDS	6-374	7-384
Average Yards Per Kickoff	62.3	54.9
Net Yards Per Kickoff	41.3	38.7
Touchbacks	3	2
Punt returns: Number-Yards-TD	2--5-0	1-20-0
Average Per Return	-2.5	20.0
Kickoff returns: Number-Yds-TD	4-63-0	3-66-0
Average Per Return	15.8	22.0
Interceptions: Number-Yds-TD	1-1-0	1-0-0
Fumble Returns: Number-Yds-TD	0-0-0	0-0-0
Miscellaneous Yards	0	0
Possession Time	24:38	35:22
1st Quarter	7:17	7:43
2nd Quarter	5:33	9:27
3rd Quarter	6:27	8:33
4th Quarter	5:21	9:39
Third-Down Conversions	6 of 14	6 of 15
Fourth-Down Conversions	3 of 3	2 of 3
Red-Zone Scores-Chances	2-3	3-3
Touchdowns	2-3	2-3
Field goals	0-3	1-3
Sacks By: Number-Yards	2-25	1-6
PAT Kicks	5-5	5-5
Field Goals	0-0	1-1

▶ THE WRAPUP

For the Record

• Tennessee Captains: Byron Moore, A.J. Johnson and James Stone.

Game Notes

• With 368 passing yards, UT quarterback Tyler Bray now has 6,114 for his career, moving him past Jeff Francis (5,867) into fifth all-time in Tennessee history. Bray entered today's game with 5,746 career passing yards. Next on the list is Andy Kelly (1988-91) with 6,397 career passing yards.

• Bray finished with 368 yards passing, his 10th career 300-yard passing game and fourth this season. He leads all active SEC quarterbacks.

• Bray also unleashed for four touchdowns against the Gamecocks, the seventh time in his career he has done so and third time this season.

• With his four TDs, Bray has 20 on the season, the first time he has hit the 20-TD mark in a single season in his career, which ranks eighth on the single season TD list in a tie with Peyton Manning who threw for 20 in 1996.

• Zach Rogers became the ninth player in Tennessee history to record three touchdown receptions in a single game with TD grabs of eight, 37 and 22 yards.

• Freshman WR Pig Howard threw a 13-yard touchdown pass to tight end Mychal Rivera on the first play of the fourth quarter. The TD pass was the first by a non-quarterback for the Vols since WR Lucas Taylor threw a 56-yard TD pass to LaMarcus Coker against Georgia on Oct. 6, 2007.

Comeback Falls Short at No. 17 South Carolina, 38-35

COLUMBIA, S.C. - For about 59 minutes on Saturday afternoon at Williams-Brice Stadium, Tennessee made South Carolina defensive end Jadeveon Clowney a non-factor.

But Clowney's lone sack of the game changed everything.

Clowney forced a fumble with a blind-side hit on Tennessee's Tyler Bray with barely a minute to go, spoiling the Vols' chance for an upset on the road and securing a 38-35 victory for No. 13 South Carolina.

Clowney's last-minute play also spoiled a career day by Zach Rogers, who finished with three touchdowns and 107 yards on six catches.

Rogers' last touchdown - one in which he managed to drag his back foot in-bounds to secure the catch - pulled the Vols within three points midway through the fourth quarter.

And Tennessee's defense, which gave up 515 yards of total offense, managed to come through with a stop giving the Vols a chance to tie with a field goal or take the lead for the first time all day.

But, as happened in a loss at Georgia, the Vols' late opportunity turned into another tough loss.

Until Clowney's sack, Tennessee had done a great job securing the football - and limiting the Gamecocks' fierce pass rush.

Bray, who finished 27-of-43 passing for 368 yards and four touchdowns, and he helped the Vols rally for a chance late after trailing 28-14 at halftime.

The Vols also trailed by 14 points after Ace Sanders' 24-yard touchdown reception in third quarter, but Alton Howard's touchdown pass to Mychal Rivera out of the Wildcat formation clipped the lead back to seven on the first play of the fourth quarter.

South Carolina which scored on four of its six full-length possessions of the first half, only managed a field goal in the final quarter. The Vols also stopped the Gamecocks on a fourth down try near the UT 30-yard line.

That was a departure from the first half, when Carolina converted a pair of fourth downs and rolled up nearly 300 yards of total offense.

Carolina's offense suffered a major blow midway through the second quarter when star running back Marcus Lattimore was carted off the field following a traumatic injury to his right knee.

Players from both teams, including Herman Lathers and Eric Gordon, who tackled Lattimore on the play, gathered around the Gamecocks' star as he was taken off the field.

>> SCORING SUMMARY

Team	Qtr	Time	Scoring Play	Conversion	Plays	TOP	Score
SC	1st	09:24	Ellington 33 yd pass from Shaw	Yates kick	9-81	4:19	0-7
UT	1st	06:29	Rogers, 8 yd pass from Bray	Palardy kick	10-75	2:55	7-7
SC	2nd	11:27	Anderson 26 yd pass from Shaw	Yates kick	8-53	3:33	7-14
SC	2nd	08:22	Lattimore 28 yd run	Yates kick	4-64	1:32	7-21
UT	2nd	05:21	Rogers 37 yd pass from Bray	Palardy kick	8-64	3:01	14-21
SC	2nd	00:14	Shaw 1 yd run	Yates kick	10-67	3:10	14-28
UT	3rd	11:22	Dallas 61 yd pass from Bray	Palardy kick	6-80	2:00	21-28
SC	3rd	03:29	Sanders 24 yd pass from Shaw	Yates kick	11-80	5:42	21-35
UT	4th	14:55	Rivera 13 yd pass from Howard	Palardy, M. kick	10-69	3:34	28-35
SC	4th	10:00	Yates 36 yd field goal		11-62	4:55	28-38
UT	4th	08:35	Rogers 22 yd pass from Bray	Palardy kick	4-67	1:25	35-38

Stat Leaders

>> TENNESSEE

Rushing	Att	Yds	TD	Long	Avg.
Lane	15	56	0	16	3.7
Patterson	3	21	0	9	7.0
Watson	2	12	0	12	6.0
Young	2	3	0	2	1.5
Johnson	2	2	0	2	1.0
Howard	1	1	0	1	1.0
Totals	27	91	0	16	3.4

Passing	C-A-I	Yds	TD	Long	Sack
Bray	27-43-1	368	4	61	1
Howard	1-1-0	13	1	13	0
Totals	28-44-1	381	5	61	1


Receiving	No.	Yds	TD	Long
Hunter	8	90	0	20
Rogers	6	107	3	37
Dallas	3	78	1	61
Rivera	3	44	1	27
Patterson	3	26	0	13
Howard	2	15	0	10
Lane	2	5	0	6
Carter	1	16	0	16
Totals	28	381	5	61

>> SOUTH CAROLINA

Rushing	Att	Yds	TD	Long	Avg.
Lattimore	11	65	1	28	5.9
Miles	10	34	0	15	3.4
Shaw	18	33	1	10	1.8
Davis	5	20	0	9	4.0
Sanders	1	-3	0	0	-3.0
Totals	46	147	2	28	3.2

Passing	C-A-I	Yds	TD	Long	Sack
Shaw	22-32-1	356	3	45	2
Strickland	1-1-0	7	0	7	0
Totals	23-33-1	363	3	45	2

Receiving	No.	Yds	TD	Long
Cunningham	6	108	0	45
Ellington	6	101	1	33
Sanders	5	79	1	24
Anderson	3	58	1	26
Lattimore	2	8	0	5
Miles	1	9	0	9
Totals	23	363	3	45



Game 9

TROY	10	20	10	8	-	48
TENNESSEE	21	10	3	21	-	55

Nov. 3 | Neyland Stadium | Knoxville, Tenn. | 12 p.m. | Attendance: 84,189



Breakdown

	TROY	UT
FIRST DOWNS	34	35
Rushing	9	9
Passing	21	23
Penalty	4	3
NET YARDS RUSHING	225	188
Rushing Attempts	39	29
Average Per Rush	5.8	6.5
Rushing Touchdowns	3	2
Yards Gained Rushing	236	189
Yards Lost Rushing	11	1
NET YARDS PASSING	496	530
Completions-Attempts-Int	38-60-0	29-47-0
Average Per Attempt	8.3	11.3
Average Per Completion	13.1	18.3
Passing Touchdowns	3	5
TOTAL OFFENSE YARDS	721	718
Total offense plays	99	76
Average Gain Per Play	7.3	9.4
Fumbles: Number-Lost	0-0	1-1
Penalties: Number-Yards	8-76	10-98
PUNTS-YARDS	4-132	3-111
Average Yards Per Punt	33.0	37.0
Net Yards Per Punt	31.8	37.0
Inside 20	1	2
50+ Yards	0	0
Touchbacks	0	0
Fair catch	1	3
KICKOFFS-YARDS	9-441	9-570
Average Yards Per Kickoff	49.0	63.3
Net Yards Per Kickoff	32.2	45.6
Touchbacks	2	2
Punt returns: Number-Yards-TD	0-0-0	2-5-0
Average Per Return	0.0	2.5
Kickoff returns: Number-Yds-TD	6-110-0	6-111-0
Average Per Return	18.3	18.5
Interceptions: Number-Yds-TD	0-0-0	0-0-0
Fumble Returns: Number-Yds-TD	0-0-0	0-0-0
Miscellaneous Yards	0	0
Possession Time	37:32	22:28
1st Quarter	8:18	6:42
2nd Quarter	10:35	4:25
3rd Quarter	9:00	6:00
4th Quarter	9:39	5:21
Third-Down Conversions	10 of 19	4 of 11
Fourth-Down Conversions	1 of 3	1 of 1
Red-Zone Scores-Chances	4-4	5-6
Touchdowns	3-4	3-6
Field goals	1-4	2-6
Sacks By: Number-Yards	0-0	0-0
PAT Kicks	4-5	7-7
Field Goals	2-2	2-3

THE WRAPUP

For the Record

• Tennessee Captains: Herman Lathers, Channing Fugate, Mychal Rivera, Zach Rogers

Game Notes

• The total of 103 combined points was the most in Neyland Stadium history.

• It was the second most combined points in UT history, ranking behind the 104 in a 104-0 UT victory over American University on Oct. 7, 1905.

• The 103 combined points also marked the fourth highest scoring game (non-overtime) in SEC history and the fourth game with over 95 points scored this season.

• The sum of 718 yards of total offense was a Tennessee record, topping the previous best of 695 it registered in a 59-31 win vs. Kentucky on Nov. 22, 1997.

• The 1,439 combined total yards was a Tennessee record, overtaking the 1,329 yards amassed by Tennessee and Kentucky on Nov. 22, 1997.

• Troy's 721 yards of opponent total offense topped the 634 rolled up by Kentucky on that same date in history.

• Tennessee tied a school record for first downs in a game, matching the 35 it had vs. Georgia on Oct. 11, 1997.

• Prior to today, Tennessee last had two 100-yard receivers in the same game on Sept. 10, 2011, when Justin Hunter (156 yards) and Da'Rick Rogers (100) accomplished that feat vs. Cincinnati.

• The 400 combined receiving yards by Cordarrelle Patterson and Justin Hunter today were the most in school history by a receiving duo.

Bray Lifts Vols to 55-48 Homecoming Win Over Troy

KNOXVILLE, Tenn. - On Saturday afternoon, Tyler Bray threw for more yards than anyone who's ever worn a Tennessee uniform.

The Vols would need almost every single one to escape with a 55-48 victory over Troy on Homecoming in Neyland Stadium.

Bray set the record -- eclipsing Peyton Manning's career-high mark of 523 yards -- with a 24-yard completion to Justin Hunter on third down, one play before Marlin Lane's 9-yard touchdown run gave the Vols the lead for good with 1:25 remaining.

Bray finished with 530 yards on 29-of-47 passing with five touchdowns. He did not throw an interception.

After falling behind 40-34 in the third quarter after 10 unanswered points by Troy, Tennessee took a 41-40 lead on a 23-yard touchdown pass from Bray to Rajion Neal with 13:38 to go, ending a 90-yard drive.

The Vols had a chance to add to that lead, but their next drive ended in a punt, and Troy took possession at the UT 6-yard line with 4:40 remaining.

The Trojans needed just three plays to reach the end zone. Eric Thomas pulled down Cory Robinson's pass with one hand and -- never breaking stride -- raced 67 yards to the end zone to give Troy a 46-41 lead with 3:14 to go.

Thomas caught a two-point conversion to give the Trojans a 48-41 advantage.


The Vols answered in just 16 seconds, tying the game, when Bray hit Justin Hunter on a crossing route. Michael Palardy's extra point made the score 48-48 with 2:54 remaining.

Tennessee's defense made a key stop, forcing the Trojans to go three-and-out on their ensuing possession and paving the way for the Vols' game-winning touchdown drive.

While Bray set one of UT's most prestigious records, the Vols' defense set a dubious mark of its own.

Troy gained 721 yards of offense, nearly 100 more than the Vols' previous high of 634 yards allowed against Kentucky in 1997.

Bray had 313 yards passing in the first half, breaking his own record, set against Memphis in 2010, for most yards passing a half.



>> SCORING SUMMARY

Team	Qtr	Time	Scoring Play	Conversion	Plays	TOP	Score
TROY	1st	11:09	Scott 37 yd field goal		10-59	3:51	3-0
UT	1st	07:36	Patterson 14 yd pass from Bray	Palardy kick	13-65	3:33	3-7
TROY	1st	04:42	Southward 7 yd run	Scott kick	8-75	2:54	10-7
UT	1st	03:03	Lane 17 yd run	Palardy kick	4-53	1:31	10-14
UT	1st	00:44	Hunter 21 yd pass from Bray	Palardy kick	5-47	1:30	10-21
UT	2nd	11:06	Hunter 40 yd pass from Bray	Palardy kick	2-81	0:37	10-28
TROY	2nd	06:40	Southward 1 yd run	Scott kick	12-72	4:19	17-28
TROY	2nd	04:37	Reeves 51 yd pass from Anthony	Scott kick failed	2-66	0:31	23-28
TROY	2nd	01:12	Anthony 28 yd run	Scott kick	7-79	2:21	30-28
UT	2nd	00:00	Palardy 21 yd field goal		6-73	1:12	30-31
UT	3rd	11:47	Palardy 31 yd field goal		7-55	3:06	30-34
TROY	3rd	07:31	Thomas 3 yd pass from Anthony	Scott kick	9-65	4:16	37-34
TROY	3rd	00:34	Scott 42 yd field goal		12-72	4:44	40-34
UT	4th	13:38	Neal 23 yd pass from Bray	Palardy kick	8-90	1:50	40-41
TROY	4th	03:14	Thomas 67 yd pass from Robinson	Thomas pass	3-93	1:26	48-41
UT	4th	02:54	Hunter 46 yd pass from Bray	Palardy kick	1-61	0:16	48-48
UT	4th	01:25	Lane 9 yd run	Palardy kick	6-66	0:46	48-55

Stat Leaders

>> TENNESSEE

Rushing	Att	Yds	TD	Long	Avg.
Lane	19	132	2	37	6.9
Neal	7	32	0	17	4.6
Patterson	2	13	0	14	6.5
Howard	1	11	0	11	11.0
Totals	29	188	2	37	6.5

Passing	C-A-I	Yds	TD	Long	Sack
Bray	29-47-0	530	5	58	0

Receiving	No.	Yds	TD	Long
Patterson	9	219	1	58
Hunter	9	181	3	46
Lane	2	31	0	18
Rogers	2	26	0	18
Howard	2	9	0	7
Neal	1	23	1	23
Dallas	1	14	0	14
Bartholomew	1	12	0	12
Carter	1	8	0	8
Rivera	1	7	0	7
Totals	29	530	5	58

>> TROY

Rushing	Att	Yds	TD	Long	Avg.
Southward	16	101	2	39	6.3
Anthony	5	51	1	28	10.2
Albert	8	35	0	13	4.4
Taylor	6	17	0	7	2.8
Totals	39	225	3	39	5.8

Passing	C-A-I	Yds	TD	Long	Sack
Robinson	30-46-0	393	1	67	0
Anthony	8-12-0	103	2	51	0
Totals	38-60-0	496	3	67	0

Receiving	No.	Yds	TD	Long
Albert	7	39	0	11
Thomas	6	147	2	67
Taylor	6	25	0	8
Reeves	5	144	1	51
Worthy	5	61	0	37
Robinson	3	43	0	18
Williams	2	38	0	32
Southward	2	1	0	3
Totals	38	496	3	67



Game 10

MISSOURI	7	0	14	7	23	51
TENNESSEE	7	14	7	0	20	48

Nov. 10 | Neyland Stadium | Knoxville, Tenn. | 12:21 p.m. | Attendance: 89,272



Breakdown

	MU	UT
FIRST DOWNS	20	32
Rushing	9	11
Passing	11	21
Penalty	0	0
NET YARDS RUSHING	228	153
Rushing Attempts	49	36
Average Per Rush	4.7	4.2
Rushing Touchdowns	2	3
Yards Gained Rushing	250	171
Yards Lost Rushing	22	18
NET YARDS PASSING	226	432
Completions-Attempts-Int	19-33-1	38-55-0
Average Per Attempt	6.8	7.9
Average Per Completion	11.9	11.4
Passing Touchdowns	4	4
TOTAL OFFENSE YARDS	454	585
Total offense plays	82	91
Average Gain Per Play	5.5	6.4
Fumbles: Number-Lost	1-1	2-1
Penalties: Number-Yards	2-10	11-80
PUNTS-YARDS	5-248	5-222
Average Yards Per Punt	49.6	44.4
Net Yards Per Punt	45.4	38.0
Inside 20	3	1
50+ Yards	2	2
Touchbacks	0	1
Fair catch	0	1
KICKOFFS-YARDS	5-265	5-308
Average Yards Per Kickoff	53.0	61.6
Net Yards Per Kickoff	32.6	30.2
Touchbacks	0	1
Punt returns: Number-Yards-TD	1-12-0	3-21-0
Average Per Return	12.0	7.0
Kickoff returns: Number-Yds-TD	3-132-1	5-102-0
Average Per Return	44.0	20.4
Interceptions: Number-Yds-TD	0-0-0	1-0-0
Fumble Returns: Number-Yds-TD	0-0-0	1-33-0
Miscellaneous Yards	0	0
Possession Time	30:12	29:48
1st Quarter	4:41	10:19
2nd Quarter	6:45	8:15
3rd Quarter	9:26	5:34
4th Quarter	9:20	5:40
OT Quarter	0:00	0:00
Third-Down Conversions	8 of 20	5 of 13
Fourth-Down Conversions	4 of 5	1 of 2
Red-Zone Scores-Chances	4-4	7-9
Touchdowns	3-4	7-9
Field goals	1-4	0-9
Sacks By: Number-Yards	1-7	1-6
PAT Kicks	6-6	6-6
Field Goals	1-1	0-1

THE WRAPUP

For the Record

- Tennessee Captains: Tyler Bray, Cordarrelle Patterson, Byron Moore and Daniel Hood.
- The Vol For Life Legend of the Game was Condredge Holloway, who was a quarterback for the Vols from 1972-74.

Game Notes

- The game was the first overtime match-up between SEC teams in the 2012 season, and the first SEC overtime game for Mizzou.
- Heading into the game, Tennessee and Missouri were tied for the most overtime wins in NCAA history with 10. Missouri now owns the most OT wins in NCAA history with an 11-4. Tennessee is now 10-4.
- The game marked the fifth 500+ yard game in total offense for Tennessee this season, the most since 1997 when the Vols tallied six games of 500 or more yards in total offense.
- Senior Mychal Rivera finished with a team-high 10 catches for 129 yards and a touchdown. It was a career high for the red-shirt senior in both catches and yards.
- The Vols scored three rushing touchdowns none of which came by a running back. Wide receiver Cordarrelle Patterson had a 5-yard rush, linebacker A.J. Johnson had a 3-yard rush Tyler Drummer raced in for a 5-yard TD on a fake field goal.
- Daniel McCullers forced his first career fumble, while LaDarrell McNeil picked up his first career fumble recovery for a 33-yard return. It was the first fumble return for Tennessee this year.

Vols Fall to Missouri in Fourth Overtime, 51-48

KNOXVILLE, Tenn. - For three overtimes, Tennessee and Missouri stayed on serve.

But a failed fourth-down conversion by the Vols led to a Missouri field goal and sent Tennessee to a 51-48 defeat in Neyland Stadium. Andrew Baggett's 35-yard field goal was the difference.

UT led 21-7 at halftime after its defense, maligned for giving up a school-record 721 yards last week to Troy, surrendered just 64 yards in the first half.

Running back Kendial Lawrence began the second half with a 77-yard touchdown run, pulling the Tigers within a touchdown and signaling an unfortunate reversal for UT's defense. In the final two quarters, UT saw its lead fall away as it surrendered 303 yards of offense to the Tigers.

Lawrence again scored on a 1-yard touchdown run to make the score 28-21 with 4:12 remaining in the third quarter. Tennessee clung to that seven-point lead as Missouri embarked on an 11-play drive on its final possession in regulation.

Tigers quarterback James Franklin twice completed passes on fourth down, first connecting with Marcus Lucas for a 17-yard gain to the UT 23-yard line.

The next one was even tougher to take.

Facing fourth-and-12 from the UT 25 with less than a minute remaining, Franklin was able to buy time in the pocket before finding Dorial Green-Beckham in the end zone with 47 seconds to go. Baggett's extra point tied the game at 28-28.

In the first overtime period, Jimmie Hunt -- whose 87-yard kickoff return touchdown was the Tigers' only score in the first half -- scored on Mizzou's second play.

The Vols answered, with Bray finding Rajion Neal for an 8-yard touchdown and tying the game at 35-35.

In the second overtime, Tennessee lined up for a field goal at the 5-yard line, but holder Tyler Drummer ran a called fake in for the score and a 42-35 lead.

Missouri answered three plays later on third down, when Franklin connected with Marcus Lucas to tie the game and force another extra period.

Both teams scored in the third overtime, but neither was able to convert the mandatory two-point try, sending the Vols to a fourth overtime for the first time since their 2007 win at Kentucky that clinched its last SEC East title.

This time, though, Tennessee's day didn't end with a celebration. Tyler Bray, who finished with more than 400 yards passing for the third time this season, completed a 7-yard pass to Marlin Lane on first down. His next three passes fell incomplete, including one in the end zone intended for Justin Hunter.

Missouri took over and ran the ball twice before Baggett's game-winning field goal.

>> SCORING SUMMARY

Team	Qtr	Time	Scoring Play	Conversion	Plays	TOP	Score
UT	1st	04:08	Patterson 5 yd run	Palardy kick	9-88	3:24	0-7
MU	1st	03:55	Hunt 87 yd kickoff return	Baggett kick			7-7
UT	2nd	09:56	Johnson 3 yd run	Palardy kick	12-73	4:57	7-14
UT	2nd	04:10	Rivera 21 yd pass from Bray	Palardy kick	9-78	3:16	7-21
MU	3rd	14:38	Lawrence 77 yd run	Baggett kick	1-77	0:15	14-21
UT	3rd	08:03	Howard 16 yd pass from Bray	Palardy kick	3-30	1:12	14-28
MU	3rd	04:12	Lawrence 1 yd run	Baggett kick	9-65	3:51	21-28
MU	4th	00:47	G-Beckham 25 yd pass from Franklin	Baggett kick	11-76	3:56	28-28
MU	OT	---	Hunt 24 yd pass from Franklin	Baggett kick	2-25	0:00	35-28
UT	OT	---	Neal 8 yd pass from Bray, T.	Palardy kick	3-25	0:00	35-35
UT	OT	---	Drummer 5 yd run	Palardy kick	5-25	0:00	35-42
MU	OT	---	Lucas 18 yd pass from Franklin	Baggett kick	3-25	0:00	42-42
MU	OT	---	G-Beckham 10 yd pass from Franklin	Pass failed	4-25	0:00	48-42
UT	OT	---	Hunter 13 yd pass from Bray	Pass failed	5-25	0:00	48-48
MU	OT	---	Baggett 35 yd field goal		4-8	0:00	51-48

Stat Leaders

>> TENNESSEE

Rushing	Att	Yds	TD	Long	Avg.
Neal	15	62	0	13	4.1
Lane	8	47	0	12	5.9
Patterson	5	28	1	15	5.6
Bray	3	7	0	9	2.3
Drummer	1	5	1	5	5.0
Johnson	1	3	1	3	3.0
Totals	36	153	3	15	4.2

Passing	C-A-I	Yds	TD	Long	Sack
Bray	37-54-0	404	4	43	1
Patterson	1-1-0	28	0	28	0

Receiving	No.	Yds	TD	Long
Rivera	10	129	1	28
Hunter	9	141	1	43
Lane	7	26	0	13
Rogers	4	32	0	12
Patterson	3	53	0	22
Neal	2	12	1	8
Downs	1	18	0	18
Howard	1	16	1	16
Bartholomew	1	5	0	5
Totals	38	432	4	43

>> MISSOURI

Rushing	Att	Yds	TD	Long	Avg.
Lawrence	21	153	2	77	7.3
Franklin	17	43	0	23	2.5
Murphy	8	28	0	9	3.5
Hansbrough	3	4	0	5	1.3
Totals	49	228	2	77	4.7

Passing	C-A-I	Yds	TD	Long	Sack
Franklin	19-32-1	226	4	40	1
Barrow	0-1-0	0	0	0	0
Totals	19-33-1	226	4	40	1

Receiving	No.	Yds	TD	Long
Lucas	5	51	1	18
Moe	3	33	0	15
McGaffie	3	15	0	8
Murphy	3	7	0	5
Sasser	2	61	0	40
G-Beckham	2	35	2	25
Hunt	1	24	1	24
Totals	19	226	4	40



MEDIA INFORMATION

■ CREDENTIAL REQUESTS:

To obtain season or single-game credentials, please apply online by visiting secsportsmedia.com and click on the Credentials link.

■ WEEKLY MEDIA CONFERENCES:

Coach Derek Dooley's weekly press conferences are held Mondays of game week inside the football team meeting room at the Neyland-Thompson Football Complex. The conferences start between 12-12:30 p.m. ET. Player interviews will be conducted following practices on Mondays and Tuesdays.

■ HEAD COACH MEDIA TELECONFERENCES:

Coach Dooley is available Wednesdays at 11:50 a.m. ET on the SEC coaches weekly teleconference. Media representatives needing further information should contact the SEC Media Relations Office at (205) 458-3000.

NEYLAND GAME DAY INFORMATION

■ Press Will Call is at Gate 21 on the northwest side beginning two hours before game time.

■ Pregame media meal is served on Press Box fifth level and in the Stokely Family Media Center at field level.

■ Press box media access is through Gate 15. Field access is through Gates 21A and 25.

■ Press parking is in parking garage G-10 at the southwest end of the stadium.

DIRECTIONS TO NEYLAND STADIUM

■ **From Airport:** Turn toward Knoxville onto Alcoa Hwy. (U.S. Hwy. 129 North). After crossing Tennessee River bridge, exit right and then turn left onto Neyland Drive.

■ **From I-40 East:** Follow I-40 to James White Parkway. Follow to Neyland Drive. (G-10 Garage can be entered off Neyland Drive.)

■ **From I-40 West:** Follow I-40 to James White Parkway. Follow to Neyland Drive.

■ **From I-75 South:** Follow I-75 to I-275. Follow I-275 to I-40. Take I-40 East to James White Parkway and follow to Neyland Drive. (G-10 Garage can be entered off Neyland Drive.)

■ **At Neyland Drive:** Follow to Thompson-Boling Arena. Turn onto Lake Loudoun Boulevard. Turn right at first light onto Phillip Fulmer Way. G-10 garage is on right after passing arena.

■ STAY UPDATED



UTSports.com/Football



@Vol_Football



[Facebook.com/VolFootball](https://www.facebook.com/VolFootball)



YouTube.com/UTSportsTV

TENNESSEE MEDIA RELATIONS STAFF



JIMMY STANTON

Associate AD - Communications
Office: (865) 974-4167
Cell: (865) 306-2052
E-mail: jimmystanton@utk.edu
Twitter: @JimmyStanton



JASON YELLIN

Assistant AD - Media Relations
Office: (865) 974-9494
Cell: (865) 314-0273
E-mail: jyellin@utk.edu
Twitter: @JasonYellin



CAMERON HARRIS

Assoc. Director - Media Relations
Office: (865) 974-8876
Cell: (817) 408-7604
E-mail: charri48@utk.edu
Twitter: @CHarrisUT



BETSY DEVINE

Asst. Director - Media Relations
Office: (865) 974-1097
Cell: (508) 223-6667
E-mail: betsydevine@utk.edu
Twitter: @BetsyDevine



MARY-CARTER KNIFFEN

Asst. Director - Media Relations
Credentials
Office: (865) 974-4173
Cell: (804) 516-6337
E-mail: marycarter@utk.edu
Twitter: @MCKniffen

Associate Directors: Tom Satkowiak, Eric Trainer

Assistant Directors: Brian Bruce, Stephen Lee, Amanda Pruitt

Graduate Assistants: Nate Bain, Cassandra Novy

■ TENNESSEE MEDIA RELATIONS DEPT.

Stokely Athletics Center

Phone: (865) 974-1212

Fax: (865) 974-1269

Mailing Address: P.O. Box 15016 Knoxville, TN 37901

Shipping Address: 1720 Volunteer Boulevard
Knoxville, TN 37996

SEC MEDIA SERVICES

MEDIA RELATIONS STAFF: For information on services provided by the SEC, call (205) 458-3000, or write to 2201 Richard Arrington Boulevard North, Birmingham, AL 35203. Staff Members: Charles Bloom (Assoc. Commissioner), Craig Pinkerton (Director of Media Relations/Men's Basketball Contact), Chuck Dunlap (Associate Director), Tammy Wilson (Assoc. Director/Women's Basketball Contact), Sean Cartell (Assistant Director), Chevonne Mansfield (Assistant Director)



Charles Bloom

■ MEDIA RELATIONS OFFICE

FB Contact: Charles Bloom
Office: (205) 458-3000
E-mail: cbloom@sec.org

Media Relations Dir: Craig Pinkerton (cpinkerton@sec.org)

Associate MRD: Tammy Wilson (twilson@sec.org)

Associate MRD: Chuck Dunlap (cdunlap@sec.org)

Assistant MRD: Sean Cartell (scartell@sec.org)

Assistant MRD: Chevonne Mansfield (smansfield@sec.org)

Website: SECSports.com

Overnight Address: 2201 Richard Arrington Blvd North
Birmingham, AL 35203-1103

TELECONFERENCE: The 14 SEC head football coaches will be featured twice a week on a teleconference from 11 a.m.-1:20 p.m., ET, during the 2012 league season. The teleconference will be held each Wednesday beginning Wed., Aug. 29 through Wed., Nov. 21. Media representatives should contact the SEC Media Relations Department (205) 458-3000 for the confidential phone number. Each coach will appear on the teleconference for seven minutes, according to the following schedule:

Order of Appearance (All Times Eastern)

11:00 a.m.	Les Miles, LSU
11:10 a.m.	Steve Spurrier, South Carolina
11:20 a.m.	Will Muschamp, Florida
11:30 a.m.	James Franklin, Vanderbilt
11:40 a.m.	Nick Saban, Alabama
11:50 a.m.	Derek Dooley, Tennessee
12:00 p.m.	John L. Smith, Arkansas
12:10 p.m.	Gary Pinkel, Missouri
12:20 p.m.	Hugh Freeze, Ole Miss
12:30 p.m.	Kevin Sumlin, Texas A&M
12:40 p.m.	Joker Phillips, Kentucky
12:50 p.m.	Dan Mullen, Mississippi State
1:00 p.m.	Mark Richt, Georgia
1:10 p.m.	Gene Chizik, Auburn

2012 » TENNESSEE FOOTBALL PRACTICE SCHEDULE FOR THE UPCOMING WEEK

SUNDAY

[11]

No Open Practice

MONDAY

[12]

Practice: Closed
Haslam Field
Coach Dooley,
Selected Players

TUESDAY

[13]

Practice: 9:15 a.m.
Haslam Field
Coach Dooley,
Selected Players

WEDNESDAY

[14]

Practice: 9:15 a.m.
Haslam Field
Coach Dooley,
Asst. Coaches

THURSDAY

[15]

Practice: 9:30 a.m.
Haslam Field
No Availability

FRIDAY

[16]

No Open Practice/Travel Day

SATURDAY

[17]

Tennessee at Vanderbilt
7 p.m. ET (ESPN2)
Nashville, Tenn.

collegepressbox.com features media information, news and information links and weekly and archived game notes, rosters, depth charts, statistics and game books, as well as pregame quotes. The service also has special sections devoted to bowls, awards, national signing day and spring football, and the NFL Draft. To access the site, log in with: **username: secmedia | password: birmingham**

