



# GEORGIA TECH BASKETBALL 2014-15

## Tech Hosts Vanderbilt in Non-Conference Home Stretch

Looking to build momentum late in its non-conference schedule, Georgia Tech concludes a two-game post-exam homestand Saturday when it hosts Vanderbilt in a 2 p.m. matinee at McCamish Pavilion.

Tech is 7-2 in its fourth season under head coach Brian Gregory after defeating Appalachian State, 70-57, Monday night. The Yellow Jackets have won three of their last four games and 10 of 13 dating back to the end of last season.

Vanderbilt, also 7-2 in its 16th season under head coach Kevin Stallings, has won two in a row at home, defeating Purdue last Saturday and Western Carolina Tuesday night. The Commodores' only losses were a pair of three-point decisions to Rutgers, in the Barclays Center Classic, and at home to Baylor.

Saturday's game will be not be televised but can be viewed online at ESPN3.com. The Georgia Tech IMG Radio Network, with flagship station WCNN (680 AM/93.7 FM) will also carry the game. Radio coverage can also be heard in satellite radio nationally (Sirius Ch. 93, XM Ch. 193).

Tech finishes out its non-conference schedule with a pair of teams ranked high in the RPI when it visits Dayton (No. 29) next Tuesday and hosts Charlotte (No. 42) on Dec. 30. Vanderbilt comes in as high as No. 66 in Ken Pomeroy's rankings.

## Five Things to Know About Saturday's Game

- Georgia Tech and Vanderbilt are playing for the 73rd time, the most for Tech and any non-conference foe outside Georgia (191) and Auburn (114).
- Vanderbilt's Kevin Stallings is looking for his 300th victory as the Commodores' head coach.
- Only four of Tech's current players participated in last year's game at Vanderbilt, and scored a total of 10 points (Bolden 7, Georges-Hunt 3) in the 76-63 loss. Demarco Cox scored a total of eight points and took a total of eight rebounds in five games vs. Vanderbilt while at Ole Miss.
- Tech held steady in the CBSsports.com RPI rankings after defeating Appalachian State. The Jackets' next three games are against teams ranked in the top 100 of at least one of the RPI rankings. Vanderbilt is No. 66 in Ken Pomeroy's rankings, although out of the top 100 in the others. Dayton and Charlotte are in the top 50 in each of the RPI rankings. *The Jackets are 3-1 vs. teams in the top 100, having defeated Georgia, Rhode Island and Northwestern.*
- Georgia Tech's football team will be presented with the Governor's Cup trophy at halftime of Saturday's game. The Governor's Cup goes to the winner in the annual Georgia Tech-Georgia football game. The Jackets are off until after Christmas when they begin preparing for the Dec. 31 Orange Bowl vs. Mississippi State, but several of the players will be on hand for the presentation.

## GAME 10

**GEORGIA TECH YELLOW JACKETS (7-2, 0-0 ACC) vs.**

**VANDERBILT COMMODORES (7-2, 0-0 SEC)**

**When:** Saturday • December 20, 2014 • 2 p.m. ET

**Where:** McCamish Pavilion (8,600), Atlanta, Ga.

**Georgia Tech Breakdown:** 4-1 home, 1-0 road, 2-1 neutral  
 • RPI: #68 CBS / #66 ESPN / #93 KenPom / #61 Realtime  
 • Last game: defeated Appalachian State, 70-57, on Dec. 15

**Vanderbilt Breakdown:** 1-1 home, 2-2 road, 0-0 neutral  
 • RPI: #138 CBS / #112 ESPN / #69 KenPom / #139 Realtime  
 • Last game: defeated Western Carolina, 99-79, on Dec. 16

**Georgia Tech Coach Brian Gregory (Oakland, 1990):**  
 • 50-54 in fourth season at Tech  
 • 222-148 in 12th season overall

**Vanderbilt Coach Kevin Stallings (Purdue, 1982):**  
 • 299-194 in his 16th season at Vanderbilt  
 • 422-257 in his 22nd season overall

### Series Information:

- Overall: Vanderbilt leads, 40-32
- Home Games: Tech leads, 21-14
- At McCamish Pavilion: first meeting
- Under Brian Gregory: Vanderbilt leads, 1-0
- Vs. Kevin Stallings: Vanderbilt leads, 3-2
- Last meeting: Vanderbilt won 76-63 on 12/21/13, in Nashville

### Broadcast Information:

- Watch: ESPN3 (Nolan Alexander and Jon Babul)
- Listen: Georgia Tech IMG Sports Network, 680 AM/93.7 FM in Atlanta (Brandon Gaudin and Randy Waters); also on Sirius Ch. 93 and XM Ch. 193
- Live Stats Online: Ramblinwreck.com

## MEDIA INFORMATION

Official GT website	Ramblinwreck.com
Twitter updates	@GTMBK, @GTBrianGregory
Instagram updates	GTMBK
Facebook	Facebook.com/gtmensbasketball
YouTube	Youtube.com/ramblinwrecktube
Tickets online	Ramblinwreck.com/tickets
Tickets by phone	888-TECH-TIX
Communications & PR Office	404-894-5445
Primary Men's Basketball contact	Mike Stamus
E-mail	mstamus@athletics.gatech.edu
Stamus' cell	404-218-9723
Assistant AD/Communications & PR	Chris Yandle
E-mail	cyandle@athletics.gatech.edu
Yandle's cell	254-652-9068

## ROSTER AT-A-GLANCE (## INDICATES PROBABLE STARTERS)

<b>0</b>	<b>Charles Mitchell##</b> ..... F ..... 6-8 ..... 269 ..... Jr. .... Marietta, Ga. .... 9.6 ..... 7.2 > 13th in ACC in reb. avg., 4th in off. reb.; 49.3 pct. from the floor, 69 pct. from FT line; 2 double-doubles this season
<b>1</b>	<b>Tadic Jackson</b> ..... G ..... 6-2 ..... 215 ..... Fr. .... Tifton, Ga. .... 7.0 ..... 1.7 > Two double-digit games this season (17 vs. Marquette, 12vs. App State); 21-of-27 FT this season (77.8 pct.)
<b>2</b>	<b>Chris Bolden</b> ..... G ..... 6-3 ..... 223 ..... Jr. .... Suwanee, Ga. .... 5.7 ..... 1.4 > 9 pts, 4 reb at Northwestern; 10 pts, 4 reb, 4 ast vs. USC Upstate; 42.2 pct. FG for the season
<b>3</b>	<b>Marcus Georges-Hunt##</b> ..... G/F ..... 6-5 ..... 214 ..... Jr. .... College Park, Ga. .... 11.4 ..... 4.8 > 6 double-figure games this season; team-high 43 FTA, hitting 69.8 pct.; 7th in ACC in steals
<b>4</b>	<b>Demarco Cox##</b> ..... C ..... 6-8 ..... 276 ..... Sr. .... Yazoo City, Miss. .... 10.3 ..... 6.4 > Double figures in 7 of 9 games so far (5 career at Ole Miss), hitting 57.4 pct. from the floor
<b>5</b>	<b>Corey Heyward</b> ..... G ..... 6-1 ..... 214 ..... r-So. .... Duluth, Ga. .... 0.8 ..... 0.3 > Played four games this season after starting 14 of last 15 a year ago
<b>10</b>	<b>Travis Jorgenson##</b> ..... G ..... 6-0 ..... 177 ..... r-Fr. .... Columbia, Mo. .... 2.5 ..... 1.6 > Started last 6 games, 7 total this season; 18 assists/11 turnovers, 3-for-14 on threes
<b>11</b>	<b>Josh Heath</b> ..... G ..... 6-2 ..... 172 ..... So. .... Tampa, Fla. .... 6.0 ..... 1.6 > Started 2 games, 4.3 avg (8th in ACC); 39 assists, 12 turnovers in 9 games (3rd in the ACC)
<b>12</b>	<b>Quinton Stephens##</b> ..... F ..... 6-9 ..... 187 ..... So. .... Atlanta, Ga. .... 8.2 ..... 4.3 > 14-for-33 for the season from 3-pt range (42.4 pct.), has made at least one in eight games
<b>13</b>	<b>Robert Sampson</b> ..... F ..... 6-8 ..... 224 ..... r-Sr. .... Atlanta, Ga. .... 5.7 ..... 6.4 > Five or more rebounds in eight games; 6.4 rpg is 23rd in ACC despite playing only 21.2 min per game
<b>31</b>	<b>Aaron Peek</b> ..... F ..... 6-4 ..... 204 ..... Sr. .... Atlanta, Ga. .... 0.0 ..... 0.0 > Played in 13 games in his career, including 3 ACC games
<b>32</b>	<b>Brooks Doyle</b> ..... G ..... 6-4 ..... 205 ..... Jr. .... Atlanta, Ga. .... 0.0 ..... 0.0 > Played in 16 games in his career, including 6 ACC games
<b>34</b>	<b>Abdoulaye Gueye</b> ..... F ..... 6-9 ..... 208 ..... Fr. .... Dakar, Senegal ..... 0.5 ..... 0.5 > Exchange student played last 2 yrs at Central Park Christian School, Birmingham, Ala.; played in 4 games
<b>42</b>	<b>Rand Rowland</b> ..... F ..... 6-7 ..... 206 ..... So. .... Cleveland, Ga. .... 0.0 ..... 0.0 > All-region performer at White County HS who also played golf, tennis and ran cross country
<b>44</b>	<b>Ben Lammers</b> ..... C ..... 6-10 ..... 241 ..... Fr. .... San Antonio, Texas ..... 1.5 ..... 1.7 > Played in 6 games (42 minutes), scored 3 FG; season-high 4 rebounds vs. URI

# TECH NOTEBOOK

## GEORGIA TECH 2014-15 SCHEDULE

N14	GEORGIA	W, 80-73
N18	ALABAMA A&M	W, 66-46
N21	IPFW	W, 78-69
N27	vs. Marquette#	L, 70-72
N28	vs. Rider#	W, 61-54
N30	vs. Rhode Island#	W, 64-61
D3	at Northwestern	W, 66-58
D6	USC UPSTATE	L, 54-59
D15	APPALACHIAN STATE	W, 70-57
D20	VANDERBILT	2 p.m.
D23	at Dayton	8 p.m.
D30	CHARLOTTE	7 p.m.
J3	at Notre Dame (25/rv)	2:30 p.m.
J7	SYRACUSE	7 p.m.
J10	at Wake Forest	12 noon
J14	NOTRE DAME (25/rv)	7 p.m.
J17	at Pittsburgh	4 p.m.
J22	at Virginia (6/5)	8 p.m.
J25	BOSTON COLLEGE	1 p.m.
J28	at Miami (20/21)	9 p.m.
J31	NC STATE (rv/rv)	12 noon
F4	at Duke (2/2)	7 p.m.
F7	WAKE FOREST	12 noon
F9	at Virginia Tech	9 p.m.
F14	FLORIDA STATE	2:30 p.m.
F16	CLEMSON	7 p.m.
F21	at North Carolina (21/18)	12 noon
F23	LOUISVILLE (4/4)	7 p.m.
F28	at Clemson	12 noon
M3	NORTH CAROLINA (21/18)	7 p.m.
M10-14	ACC Tournament (Greensboro, N.C.)	
*ACC Tournament (Greensboro, N.C.)		
#Orlando Classic (Orlando, Fla.)		
(AP/USA) - rankings in AP/coaches polls (rv=receiving votes)		

## TECH TEAM STATISTICS

Category	2014-15	ACC	*NCAA
Scoring offense	67.7	14	198
Scoring defense	61.0	8	92
Scoring margin	+6.7	11	132
Field goal pct.	.439	14	164
Field goal pct. def.	.409	11	119
3-pt FG pct.	.255	12	321
3-pt FG made	4.0	13	n/a
3-pt FG pct. def.	.277	4	40
3-pt FG allowed	5.7	4	n/a
Free throw pct.	.620	13	306
FT made	14.3	12	156
Rebound average	40.1	6	54
Rebound margin	+10.9	3	11
O-Reb per game	14.0	5	35
D-Reb per game	26.1	6	63
Assists per game	11.7	14	254
Turnover margin	-0.6	13	253
Assist/TO ratio	0.9	13	255
Turnovers per game	13.7	12	212
Blocks per game	3.7	11	147
Steals per game	5.7	11	215
Fouls per game	17.9	n/a	139

\*NCAA rankings (355 teams ranked) through games of 12/18  
n/a = no ranking available

## Series Notes vs. Vanderbilt

Georgia Tech and Vanderbilt are completing a home-and-away series with Saturday's game at McCamish Pavilion. The Commodores took a 76-63 decision last Dec. 21 at Memorial Gymnasium in Nashville.

• The teams have met six times since Tech left the Southeastern Conference in 1964, each team winning three times. The Jackets won a single meeting (86-77, ot) at the Georgia Dome in 1993, and the teams split a four-game series that took place between 2006 and 2008. Each team won the two home games in that four-game series.

• Vanderbilt won 34 of 56 meetings between the two teams when Tech was a member of the Southeastern Conference. The Commodores won 13 of 14 meetings during one stretch in the 1950s.

• While head coach at Dayton, Georgia Tech coach Brian Gregory was 0-2 in a home-and-away series vs. Vanderbilt and its coach Kevin Stallings in 2004 and 2005.

## Jackets' Bench Sparks Win over AppState

Marcus Georges-Hunt scored 15 points, all in the first half, and led Georgia Tech to a 70-57 win over Appalachian State on Monday.

Georges-Hunt had been held to single-digits the last two games, but went 4 of 10 from the field and 7 of 9 from the line.

With Georges-Hunt hampered by foul trouble in the second half, Demarco Cox and Robert Sampson took over inside. Cox scored seven of his 13 points and Sampson scored six of his 10 after halftime. Sampson also grabbed eight rebounds.

Georgia Tech (7-2) also got 12 points from Tadic Jackson off the bench.

Appalachian State got off to a quick start and had an 11-6 lead with 16:20 left.

At the 15:48 mark, head coach Brian Gregory put in four subs off the bench, and Georgia Tech responded with a 11-0 run, tying the game at 11-11 on a pair of free throws by Jackson and taking the lead on Sampson's dunk. The Yellow Jackets stretched the lead to 17-11, only to have the Mountaineers score six straight and knot the game at 17 on a short jumper by Burgess.

That's when Georgia Tech began to assert itself in the paint. Cox made a short jumper and Georges-Hunt had eight points, including six free throws drawn while driving to the basket, to spark a 16-6 stretch that gave the Yellow Jackets a 36-25 halftime lead.

## Quick Hits after App State Win

• Georgia Tech has used the same starting lineup for the last six games – Cox, Georges-Hunt, Jorgenson, Mitchell and Stephens.

• Tech led Appalachian State, 36-25, at the half. Tech is 6-1 this season when leading at the half, 39-17 under Brian Gregory.

• Georgia Tech had an 11-0 first-half run, the seventh time in nine games the Jackets have had a scoring run in double digits.

• Tech utilized 11 players against Appalachian State, and 10 of them scored. Brian Gregory has used at least nine players in every game this season, at least 10 in six games.

• The Appalachian State game was the sec-

## TECH VS. VANDERBILT (32-40)

Home: 21-14, Away: 8-26, Neutral: 3-0

2-6-14	.....h	L	55- 41
1-30-20	.....h	L	21- 39
2-27-20	.....a	L	3- 32
1-24-25	.....h	L	28- 37
1-15-26	.....a	L	23- 27
1-21-27	.....h	W	36- 29
2-10-28	.....a	W	41- 31
1-19-29	.....a	W	40- 28
2-2-29	.....h	W	38- 15
2-1-30	.....h	W	46- 25
2-7-30	.....a	W	41- 37
1-16-31	.....h	W	44- 37
2-5-31	.....a	L	32- 45
1-16-32	.....h	W	45- 27
1-18-33	.....a	L	27- 38
1-6-34	.....h	L	22- 24
2-9-34	.....a	L	30- 38
1-25-35 (ot)	.....h	L	32- 33
2-8-35	.....a	L	24- 53
1-18-36	.....a	L	23- 42
2-8-36	.....h	L	40- 42
2-28-36	.....n1	W	42- 37
1-16-37	.....h	W	39- 27
2-13-37	.....a	W	40- 30
1-15-38	.....h	W	59- 25
2-12-38	.....a	W	40- 35
3-5-38	.....n2	W	50- 18
1-14-39	.....h	W	30- 24
2-11-39	.....a	L	42- 49
1-13-40	.....h	W	49- 43
2-10-40	.....a	W	57- 39
1-18-41	.....h	W	55- 48
2-15-41	.....a	L	41- 54
1-17-42	.....h	L	32- 39
2-14-42	.....a	W	35- 27
1-16-43	.....h	W	43- 29
2-13-43	.....a	L	28- 52
3-2-44	.....n3	W	63- 51
2-10-51	.....a	L	47- 65
2-19-51	.....h	L	67- 69
2-2-52	.....a	L	67- 92
2-18-52	.....h	L	58- 83
1-10-53	.....a	L	60- 72
1-26-53	.....h	W	85- 79
1-11-54	.....h	L	55- 63
1-23-54	.....19/nr	a	L 65- 84
1-10-55	.....h	L	69- 71
1-22-55	.....a	L	63- 83
1-9-56	.....4/nr	a	L 59- 72
1-21-56	.....5/6	a	L 64- 67
1-7-57	.....9/11	h	L 73- 81
1-19-57	.....10/10	a	L 74- 93
1-18-58	.....h	W	81- 60
3-1-58	.....a	L	59- 60
1-17-59	.....nr/19	h	W 80- 61
2-28-59	.....a	W	71- 67
1-16-60 (ot)	.....6/6	h	W 74- 66
2-27-60	.....6/8	a	L 57- 62
1-21-61	.....h	L	56- 69
3-4-61	.....nr/18	a	L 59- 79
1-20-62	.....h	W	71- 66
3-3-62	.....a	L	74- 88
2-13-63	.....10/9	h	W 69- 62
3-2-63	.....10/12	a	L 74- 75
2-12-64 (ot)	.....7/7	h	W 75- 71
2-29-64	.....nr/13	a	L 89- 103
12-18-93 (ot)	.....14/14	.....24/24	..*h11 W 86- 77
1-3-06	.....h	W	76- 67
12-9-06	.....25/nr	a	L 64- 73
12-1-07	.....a	L	79- 92
12-6-08	.....h	W	63- 51
12-21-13	.....a	L	63- 76

\*h11-Kuppenheimer Classic (Georgia Dome, Atlanta, Ga.); n1-SEC Tournament (Knoxville, Tenn.); n2-SEC Tournament (Baton Rouge, La.); n3-SEC Tournament (Louisville, Ky.)

## TECH'S MOST FREQUENT NON-ACC FOES

Alabama*	28-41
Auburn*	61-53
Florida*	26-20
Georgia*	104-86
Kentucky*	15-56
Louisville	13-15
Mercer	28-17
Mississippi State*	16-13
South Carolina	24-18
Tennessee*	27-42
Tulane*	36-33
Vanderbilt*	32-40

\*SEC member while Tech was a member (1932-64)

# TECH NOTEBOOK

## GEORGIA TECH QUICK FACTS

Official Name: Georgia Institute of Technology
Location: Atlanta, Ga.
Enrollment: 21,000
Founded: 1885
Colors: Old Gold and White
Nickname: Yellow Jackets, Ramblin' Wreck
Mascot: Buzz (Yellow Jacket)
Fight Songs: Ramblin' Wreck, White and Gold
Conference: Atlantic Coast (ACC)
Home Arena: McCamish Pavilion (capacity 8,600)
President: Dr. G.P. "Bud" Peterson
Director of Athletics: Mike Bobinski
Faculty Representative for Athletics: Dr. Reginald DesRoches
Head Coach: Brian Gregory (Oakland, 1990)
Record at Tech: 50-54 (4th season)
Overall: 222-148 (12th season)
ACC Regular Season: 16-36
ACC Tournament: 1-3
NCAA Tournament: 1-2
Associate Head Coach: Chad Dollar (Milligan, 1996), 4th season
Assistant Coaches: Tom Herrion (Merrimack, 1999), 1st season Mamadou N'Diaye (Auburn, 2011), 1st season
Director of Player Personnel: Bruce Evans (Furman, 1992)
Director of Operations: Chris Jacobs (Coe College, 1999)
Athletic Trainer: Richard Stewart (Salisbury, 2005)
Strength Coach: Mike Bewley (Eastern Kentucky, 1998)
Video Coordinator: Trent Angelucci (South Carolina, 2009)

## BASKETBALL HISTORY

100th season: 1st game, Feb. 17, 1906 vs. Auburn
All-time Record: 1,302-1,159
Winning/Losing/.500 Seasons: 51 / 44 / 4
NCAA Appearances (16): 23-16 record 1960, 1985, 1986, 1987, 1988, 1989, 1990, 1991, 1992, 1993, 1996, 2001, 2004, 2005, 2007, 2010
Final Fours (2): 1990, 2004
NIT Appearances (7): 8-7 record 1970, 1971, 1984, 1994, 1998, 1999, 2003
ACC Championships (3): 1985, 1990, 1993
ACC Regular-Season Titles (2): 1985 (tie), 1996
ACC Regular-Season Record: 223-317 (151-119 home, 72-198 road)
ACC Tournament Record: 25-32
SEC Championships (1): 1938
SEC Regular-Season Titles (1): 1937
Record at McCamish Pavilion: 3rd season, 25-14
Record at Alexander Memorial Coliseum: 55 seasons, 556-194
Record at Philips Arena: 7-11
Record at Arena at Gwinnett Center: 4-1
Record at Georgia Dome: 9-5
All-Time Head Coaches: 13
ACC Head Coaches: 4
All-America Selections: 14 (12 players)
Consensus All-Americans: 2
National Players of the Year: 1
All-ACC Selections: 48 times (27 players)
ACC Players of the Year: 2
ACC Rookies of the Year: 11
ACC Tournament MVPs: 3
ACC All-Freshman Team: 13

ond-widest margin of victory for Tech or its opponent this season. Season high remains 20 by Tech over Alabama A&M.

- Tech out-rebounded Appalachian State 35-26, and has won the boards in seven of eight games this season (tied Northwestern). Tech improved to 6-2 when out-rebounding the opponent this season and 42-27 when doing so under Brian Gregory.

- Tech reached 70 points for the first time since its 72-70 loss to Marquette and improved to 3-1 this season when doing so (27-10 under Brian Gregory).

- Tech is 44-6 when leading at the 5-minute mark of the second half under Brian Gregory, 8-1 this season.

- Four Tech players reached double digits for just the second time this season; Tech has won both games and is 21-7 when that has occurred under Brian Gregory.

- Tech held an opponent under 70 points for the seventh time this season and is 6-1 in those games. Tech is 42-27 under Brian Gregory when the opponent has scored fewer than 70 points.

- Tech matched its season-low with 11 turnovers and had more assists (14) than turnovers for the fourth time this season (4-0 record).

- Tech (18-of-29 from the free throw line vs. Appalachian State) is attempting 23.1 free throws per game this season, a high in four seasons under Brian Gregory (three more than the 2013-14 season), and is scoring 14.3 points per game from the charity stripe, also a high under Gregory.

- No Tech player played as many as 30 minutes against Appalachian State, the fifth time this season that has occurred.

### Individual Notes

- Marcus Georges-Hunt had all 15 of his points by halftime. He reached double digits for the sixth time this season and for the 46th time in 73 career games at Tech.

- Quinton Stephens has had at least one three-point basket in eight of nine games.

- Demarco Cox reached double digits with a bucket + FT at the 11:51 mark of 2nd half, his sixth double-digit game at Tech (had 5 in 102 games at Ole Miss).

- Tadic Jackson scored in double figures for the second time this season. He scored a season-high 17 against Marquette.

- Tech point guards Travis Jorgenson and Josh Heath had six assists and two turnovers against Appalachian State, and have combined for 57 assists vs. 23 turnovers this season. Heath has 39 assists and 12 turnovers.

- Jorgenson made his seventh start of the season at point guard. He moved back into the lineup against Marquette after missing the Alabama A&M game with soreness in his surgically repaired knee and came off the bench against IPFW.

- Robert Sampson had his second double-digit effort in three games with 10 points and eight rebounds in just 19 minutes. Tech outscored ASU by 26 when he was on the floor.

- Tech's three primary bigs (Cox, Mitchell, Sampson) combined for 26 points after getting 17 vs. USC Upstate.

## NON-CONFERENCE BREAKDOWN

Team	Record	Conf.	RPI*	RPI#	Result
Alabama A&M	0-6	0-0	301	n/a	W, 66-46
Appalachian State	3-4	0-0	218	235	W, 70-57
Charlotte	5-4	0-0	42	--	Dec. 30
Dayton	7-2	0-0	32	--	Dec. 23
Georgia	5-3	0-0	54	n/a	W, 80-73
IPFW	4-3	0-0	228	n/a	W, 78-69
Marquette	5-4	0-0	59	131	L, 70-72
Northwestern	6-4	0-0	145	90	W, 66-58
Rhode Island	5-3	0-0	35	29	W, 64-61
Rider	6-6	0-0	172	266	W, 61-54
USC Upstate	8-4	0-0	181	261	L, 54-59
Vanderbilt	7-2	0-0	138	--	Dec. 20

\*CBSsports.com (through games of 12/18)

#CBSsports.com (at time of the game)

### Tech Helping Itself at the FT Line

With the increased scoring capabilities of Georgia Tech's primary bigs - Demarco Cox, Charles Mitchell and Robert Sampson and their ability to draw fouls, the Yellow Jackets have utilized the free throw to help their offense to a much greater extent this season.

Tech is scoring more points at the free throw line, both as a per-game average and as a percentage of total points scored, and attempting far more free throws than at any time in three-plus seasons under head coach Brian Gregory.

The Jackets have historically won a higher percentage of games when they get to the free throw line more than their opponents - 35-13. Tech has gotten to the line more often than its foes in six of nine games this season, and has lost two of the three games in which the opponents attempted more.

One of Tech's biggest success stories at the line has been Charles Mitchell, who has changed his mechanics with the Yellow Jackets' coaching staff and improved from 41.7 percent in two seasons at Maryland to 69 percent of his charity tosses this season.

Year	FT/PG	FTA/PG	FT%	% of Pts	PPG
2011-12	9.9	15.2	.654	16.5	60.2
2012-13	10.3	16.2	.635	16.0	64.3
2013-14	13.2	19.3	.684	19.8	66.7
2014-15	14.3	23.1	.620	21.2	67.7

### Degrees of Separation

Two former notable Georgia Tech players from the last decade - guards Jarrett Jack and Matt Causey - walked across the stage on the McCamish Pavilion floor last weekend to receive academic degrees.

Jack, fulfilling a promise to his mother, received his bachelor's degree in management nearly 10 years after he played his final Tech game. Jack, a nine-year NBA veteran now playing for the Brooklyn Nets, starred at point guard for the Yellow Jackets from 2002-05, leading Tech to a pair of NCAA Tournaments, including a run to the national championship game in 2004, and an NIT berth.

Causey, who played for the Jackets in 2007-08, completed his masters degree in business administration. After beginning his college career at Georgetown and playing at North Georgia College, Causey sank Notre Dame on a last-second

# TECH NOTEBOOK

## TECH'S RECORD ...

	2014-15 Under BG	
At home	4-1	32-22
On the road	1-0	12-23
At neutral sites	2-1	6-9
Vs. top-10 opponents	0-0	2-4
Vs. top-25 opponents	0-0	2-11
Vs. teams over .500	3-1	19-45
Vs. teams under .500	2-0	22-5
Vs. teams at .500	2-1	9-4
While in the top 25	0-0	0-0

In November	5-1	18-9
In December	2-1	14-5
In January	0-0	5-19
In February	0-0	8-15
In March	0-0	5-6
In April	0-0	0-0

Wearing white uniforms	4-2	35-25
Wearing gold uniforms	2-0	8-19
Wearing black uniforms	0-0	0-1
Wearing blue uniforms	1-0	5-9

Game is decided by 5 pts. or fewer	1-2	10-11
Game is decided by 10 or fewer	5-2	25-26

Leading at the half	6-1	39-17
Trailing at the half	0-0	10-36
Tied at the half	1-1	1-1
Leading with 5:00 to play	7-1	43-6
Trailing with 5:00 to play	0-1	6-45
Tied with 5:00 to play	0-0	1-3
In overtime games	0-0	1-4
After a bye in the ACC schedule	0-1	0-3

Tech scores 100 or more points	0-0	0-0
Tech scores 70 or more points	3-1	27-10
Tech scores less than 70 points	4-1	23-43
Opponent scores 100 or more points	0-0	0-0
Opponent scores 70 or more	1-1	8-27
Opponent scores less than 70	6-1	42-27
Opponent scores less than 50	1-0	9-1

Tech shoots 50 pct. or better	1-0	20-2
Opponent shoots 50 pct. or better	0-0	1-12
Opponent shoots under 40 pct.	1-1	26-14
Tech has a higher FG% than opponent	5-2	44-13
Tech has a lower FG% than opponent	2-0	6-41
FG percentage is even	0-0	0-0

Tech has more 3-point FGs	2-0	22-14
Tech has fewer 3-point FGs	5-2	27-32
3-point FGs are even	0-0	6-5

Tech attempts more FT than opponent	6-0	35-13
Tech attempts fewer FT than opponent	1-2	13-40
Free throw attempts are even	0-0	2-1

Tech outrebounds opponent	6-2	42-27
Opponent outrebounds Tech	0-0	7-27
Rebounds are even	1-0	4-0

Tech has fewer turnovers than opponent	3-0	21-10
Tech has more turnovers than opponent	3-2	25-40
Turnovers are even	1-0	4-4
Tech has more assists than turnovers	3-0	29-12

Committing more fouls	1-1	19-34
Committing fewer fouls	6-1	30-14
Fouls are even	0-0	2-5

4/more Jackets score in double figures	2-0	21-7
A Jacket scores 20 or more	1-0	13-11
A Jacket scores 30 or more	0-0	0-0

Scoring more bench points	6-2	37-24
Scoring fewer bench points	1-0	14-28
Bench scoring is even	0-0	0-2

three-pointer in the Paradise Jam and scored 30 in a win over Virginia Tech later that season.

## Mr. Consistency

As Georgia Tech's leading scorer as a freshman and No. 2 as a sophomore, Marcus Georges-Hunt has been nothing if not consistent.

The 6-5 junior from College Park, Ga., is again averaging in double figures with a team-leading 11.4 points per game and has six double-digit efforts this year. He leads Tech and ranks fifth in the ACC in steals (15), has 14 assists against just 16 turnovers in 249 minutes and has shot 43.2 percent from the floor.

- Georges-Hunt averaged a team-best 13.3 points in the Orlando Classic, hitting double figures in each game including a season-high 16 against Rhode Island. He hit 44.1 percent from the floor and 9-of-11 from the free throw line.

- He reached double figures in 21 games last season after doing so in 19 games as a freshman. He has 46 double-digit efforts in 73 career games.

- Georges-Hunt has delivered some of his best basketball in key moments, most notably in Tech's Feb. 13 win over Boston College, when he scored Tech's last eight points and hit the game-winning three-point basket while being fouled. He converted the four-point play and finished with 15 points.

- He was more aggressive attacking the basket in the latter half of the season, getting to the free throw line 59 times and making 42 (71.2 pct.) over Tech's last 11 games. He is 30-of-43 in nine games this year, both team highs.

- He has improved statistically each season in most categories, from scoring (10.8 > 11.7 ppg > 11.4 ppg) to field goal percentage (42.6 > 41.6 > 43.2) to steals (0.77 > 0.82 > 1.67).

- Georges-Hunt recorded multiple assists in 21 of 33 games last year (four of nine this year), two or fewer turnovers in 28 games last year (six of nine this year), and four or more rebounds in 23 games last year (eight of nine games this year).

## The Postmen Cometh

Georgia Tech's starting post combo of Demarco Cox and Charles Mitchell have produced as expected with their size and physicality, both scoring in double figures frequently and establishing themselves as forces on the boards.

**The two starters have averaged 19.9 points per game combined, nearly one-third of Tech's total points this season. With Robert Sampson included off the bench, that number is 25.6 points per game.**

- **Mitchell** is among the ACC leaders in rebounding at 7.2 per game, and is No. 4 in the conference in offensive rebounding at 3.56. The 6-8 junior has posted two double-doubles this season and has scored in double figures four times, including a career-high 20 points in his Tech debut against Georgia with nine rebounds. He has made 49.3 percent of shots from the floor and 69 percent from the free throw line.

- **Cox**, who had just five double-digit scoring games in 102 at Ole Miss, has reached double figures in six of nine games so far, matching his career high with 15 against IPFW. He has hit 57.4

## STAT COMPARISON

*A quick look at some areas where the 2013-14 Yellow Jackets exhibited improvement over the last three seasons, using NCAA statistical rankings (final for each season)*

Stat (NCAA rank)	2011-12	2012-13	2013-14
Record (non-conf)	11-20 (4-12)	16-15 (6-12)	16-17 (6-12)
Points per game	60.2 (313)	64.3 (254)	66.7 (276)
Scoring defense	62.6 (59)	62.4 (63)	66.8 (83)
Scoring margin	-2.4 (239)	1.9 (140)	-0.1 (200)
Field Goal Pct.	.427 (203)	.419 (244)	.431 (230)
Free Throw Pct.	.654 (281)	.635 (320)	.684 (224)
FT made per game	9.9 (n/a)	10.3 (n/a)	13.2 (279)
Field Goal Pct. Def.	.403 (35)	.401 (50)	.419 (88)
3-pt. FG Pct. Def.	.347 (194)	.323 (96)	.332 (113)
Rebound Margin	3.5 (60)	2.8 (96)	2.7 (97)
Assists per game	11.0 (298)	12.7 (168)	13.2 (126)
Assist/turnover ratio	0.76 (300)	0.99 (155)	1.09 (127)
Turnovers per game	14.5 (243)	12.9 (140)	12.1 (152)
Turnover margin	-3.2 (321)	-0.26 (201)	-2.0 (302)

percent of his shots from the floor this season, and has averaged 6.4 rebounds and blocked a team-high 10 shots.

- **Sampson** has asserted himself more and more each game. He posted his second double-figure scoring game with 10 points and grabbed eight rebounds with three assists in just 19 minutes against Appalachian State. He is third on the team in rebounds despite playing four fewer minutes on average.

**"They are a challenging team with the way they offensive rebound," said IPFW coach Jon Coffman. "They are going to give a lot of people fits. When you throw Charles Mitchell and Demarco Cox out on the floor at one time, that's really tough to deal with. Those two guys are tough."**

## Making a Point

Georgia Tech has received steady production early from its point guard tandem of red-shirt freshman Travis Jorgenson and sophomore transfer Josh Heath, despite their relative inexperience (combined 21 collegiate games before this season).

Heath, who has 39 assists and 12 turnovers in his first nine games, ranks eighth in the ACC in assist average (4.33) and fourth in assist/turnover ratio (3.6-1). Jorgenson, a red-shirt freshman coming off ACL surgery a year ago, has started seven games (Heath the other two) and has 18 assists and 11 turnovers.

The duo represents a change from the past when the Jackets have relied on their point guard to also be a primary scoring threat. Heath and Jorgenson have combined to average 8.5 points.

When the situation calls for it, however, they have come through. Heath went 6-for-6 from the field at Northwestern, including a pair of key baskets in the final 2:30 when the Wildcats rallied to within a single point. Jorgenson scored eight (3-4 FG) in a tight game against IPFW.

# TECH NOTEBOOK

## THE LAST TIME A JACKET ...

### Scored 30 or more points:

Iman Shumpert, 30 vs. North Carolina, 1/16/11

### Led Tech in scoring off the bench:

Robert Carter, Jr., 13 vs. Duke, 2/18/14

### Grabbed 15 or more rebounds:

Daniel Miller, 15 vs. Delaware State, 11/14/11

### Had 10 or more assists:

Iman Shumpert, 11 vs. Virginia Tech, 1/25/11

### Had a double-double:

Charles Mitchell (15 pts/12 reb) vs. Rider, 11/28/14

### Played 40 minutes in regulation:

Jason Floyd vs. NC State, 1/2/99

### Played every minute of an overtime game:

Alvin Jones (45 minutes, 1 OT) vs. New Orleans, 11/27/98

### Played every minute of a multiple-OT game:

Matt Harpring (50 minutes, 2 OT) vs. North Carolina, 2-8-98

## THE LAST TIME THE JACKETS ...

### Scored 100 or more points:

vs. Florida A&M (100-59 win), 11/14/09

### Scored 100 or more points in regulation:

vs. Florida A&M (100-59 win), 11/14/09

### Scored 100 or more points in consecutive games:

vs. Jackson State (100-70) on 11/13/06 and Georgia State (103-74) on 11/16/06

### Allowed 100 or more points:

vs. Virginia Tech (102-77 loss) on 2/13/11

### Allowed 100 or more points in regulation:

vs. Virginia Tech (102-77 loss) on 2/13/11

### Shot 60 percent or better:

.712 (37-52) vs. Kentucky State, 1/30/10

### Failed to make a three-point basket:

0-for-5 vs. Duke, 2/23/05

### Did not allow a three-point basket:

0-for-6 vs. Maryland, 1/30/11

### Failed to make a free throw:

0-for-6 vs. Duke, 1/7/14

### Grabbed 50 or more rebounds:

50 vs. North Carolina, 1/23/13

### Two players had a double-double:

Daniel Miller (14 pts/13 reb) and Kammeon Holsey (10 pts/12 reb) vs. Georgia, 11/15/13

### Two players had 10 or more rebounds:

Robert Carter, Jr. (15) and Daniel Miller (12) vs. MVSU, 11/26/13

### Had 25 or more assists:

26 vs. East Tennessee State, 12/7/13

### Blocked 10 or more shots:

12 vs. Tulane, 12/3/11

### Had 15 or more steals:

19 vs. Wake Forest, 3/3/11

### Had fewer than 10 turnovers:

9 vs. Syracuse, 3/4/14

### Had five players in double-figures in points:

Virginia Tech, 2/18/12

### Had no player with 10 or more points:

St. John's (lost 69-58), 11/30/13

### Had no player play 30 minutes:

Appalachian State (won 70-57), 12/15/14

### Won by 30 or more points:

East Tennessee State (87-57), 12/7/13

### Won by 40 or more points:

Kentucky State (98-50), 1/30/10

### Won by 50 or more points:

Winston-Salem State (97-46), 1/3/07

### Played an overtime game:

NC State (lost 80-78), 1/26/14

### Defeated a Top 25 team:

#7/7 Syracuse (67-62), 3/4/14

### Defeated a Top 25 team on the road:

#7/7 Syracuse (67-62), 3/4/14

### Had a game postponed:

Boston College (in Atlanta), 2/12/14 (weather)

### Had a game cancelled:

Fordham (in Atlanta), 11/27/10 (weather)

## High Q

While Georgia Tech's three eligible 2014-15 transfers have been productive so far, the biggest early surprise has been one of the Yellow Jackets' five returning letterwinners, sophomore Quinton Stephens.

The sinewy 6-9 forward bombed Georgia from the outside with six three-point field goals and scored a career-high 22 points in Tech's 80-73 victory. He scored 14 of his points in the final 11 minutes of the game, and the Jackets needed every one of them to hold off the Bulldogs.

Against IPFW, he notched his first career double-double with 13 points and 10 rebounds, many of them key in holding off the Mastodons. Stephens scored nine of those points in the last 10 minutes of the game, including his only three when IPFW had pulled to within a single point.

Stephens, who has hit at least one three in eight games, is hitting 42.4 percent (14-of-33) on threes.

*"We're comfortable calling his number in some of those situations, and he's responded well," said Tech coach Brian Gregory. "If he's open, he's a very good shooter. And he's one of the few guys that can hit from the three and also hit from 17-18 feet as well. He can hit that Dirk Nowitzki shot from the elbow."*

## Importance of Boardwork

One of the cornerstones of head coach Brian Gregory's philosophy is that everybody rebounds and Tech wins the rebounding battle every game.

The Yellow Jackets have out-rebounded every opponent but one (tied 35-35 at Northwestern) this season and has out-rebounded their opponents by 10.9 per game. They rank third in the ACC in rebound margin (10th nationally), fourth in offensive rebounds (30th nationally) and third in defensive rebound percentage (76.3 pct.).

Last season, Tech won the battle of the boards in its first 14 games, and in 10 of 20 ACC games (including tournament). Tech ranked fourth in the ACC in rebound average and seventh in rebound margin (+2.7), and ranked No. 98 nationally in rebound margin.

• Tech ranked second in the ACC in defensive rebound percentage (71.3 pct.). That held up in ACC games as well (70.1 pct., 3rd in the ACC).

• Tech has outrebounded 69 of its 104 opponents under Gregory, with four ties, and 30 of its 55 ACC opponents.

• Tech is 42-27 when it has won the rebounding battle under Gregory, and is 7-27 when it has lost the rebounding battle.

## Tech Basketball Storylines for 2014-15

• Georgia Tech is celebrating its 100th season of men's basketball and playing its 36th season of competition in the Atlantic Coast Conference. Tech was a member of the Southern Conference for 11 years (1921-32), the Southeastern Conference for 32 years (1932-64), independent for 11 years (1964-75), a member of the Metro Conference for three years (1975-78), and independent for one more year (1978-79) before joining the ACC. Tech's first season was 1905-06, but the Yellow Jackets had no teams between 1910-12 and

1915-19.

• Georgia Tech returned two starters for the 2014-15 season, including junior forward Marcus Georges-Hunt and point guard Corey Heyward, who will be a red-shirt sophomore. Other returning letterwinners of significance include junior guard Chris Bolden (14 starts), red-shirt freshman guard Travis Jorgenson, who played four games last year before being sidelined with a knee injury, and sophomore forward Quinton Stephens (12.8 mpg).

• The players in Brian Gregory's first recruiting class are now juniors (Chris Bolden and Marcus Georges-Hunt; Corey Heyward is a red-shirt sophomore). This is the first year that all players on the roster were brought in by Gregory's staff.

• Tech's returning players played 42 percent of the available minutes in 2013-14, scored 32.7 percent of the Jackets' points and took 29.2 percent of the rebounds.

• Tech signed three high school players in the 2014 class - 6-9 forward Abdoulaye Gueye from Dakar, Senegal by way of Birmingham, Ala., 6-2 guard Tadic Jackson from Tifton, Ga., and 6-10 center Ben Lammers from San Antonio, Texas. Jackson and Lammers earned all-state honors, and Jackson led his Tift County High School team to the state championship in Georgia's highest classification.

• Robert Sampson, a 6-8 forward from Atlanta who sat out last season after transferring from East Carolina, is eligible for 2014-15 and will be a senior. Sampson averaged 9.1 points and 9.2 rebounds per game for the Pirates in 2012-13.

• Tech brought in four transfers from other Division I schools, three of them frontcourt players, and three of them immediately eligible to play this season. Demarco Cox, a 6-8 forward/center from Yazoo City, Miss., is eligible immediately as a fifth-year graduate transfer after playing three seasons and graduating from Ole Miss. Josh Heath, a 6-0 guard from Tampa, Fla., came to Tech from South Florida where he played 17 games as a freshman, and Charles Mitchell, a 6-8 forward from Marietta who started 17 games over two seasons at Maryland, are also eligible immediately. Nick Jacobs, a 6-8 forward from Atlanta, is sitting out the 2014-15 season after playing three years at Alabama.

• Tech's non-conference schedule has been as difficult or moreso than 2013-14. The Yellow Jackets host Charlotte, Georgia and Vanderbilt, all of whom Tech played on the road last year, will make a return trip to Dayton, which advanced to the Elite Eight in the NCAA Tournament, and have played a road game in the ACC/Big Ten Challenge at Northwestern. Tech also played in the Orlando Classic, where it faced a pair of top-100 teams in the RPI in Marquette and Rhode Island.

• Tech has been picked to finish 13th in the ACC this season by media attending the recent Operation Basketball media day in Charlotte and by Blue Ribbon Basketball Yearbook.

• Georgia Tech made a five-win improvement from year 1 to year 2, then essentially maintained as injuries forced five different players to miss a total of 84 games and Tech to play with as few as seven scholarship players at times during the ACC schedule.

# TECH NOTEBOOK

## TECH HIGHS/LOWS

### UNDER BRIAN GREGORY

<b>Longest winning streak:</b> 6 games (2012-13 season)
<b>Longest ACC winning streak:</b> 3 games (2013-14 season)
<b>Longest losing streak:</b> 6 games (2011-12 season)
<b>Longest ACC losing streak:</b> 6 games (2011-12 season)
<b>Most points scored in a game:</b> 92 vs. Florida A&M (won 92-59), 11/11/11
<b>Most points scored - ACC game:</b> 82 vs. NC State (won 82-71), 1/11/12; Wake Forest (won 82-62), 1/26/13
<b>Fewest points scored in a game:</b> 36 vs. Miami (lost 54-36, ACC Tournament), 3/8/12
<b>Fewest points scored - ACC game:</b> 36 vs. Miami (lost 54-36, ACC Tournament), 3/8/12
<b>Most points allowed in a game:</b> 93 vs. North Carolina (lost 93-81), 1/29/12
<b>Most points allowed - ACC game:</b> 93 vs. North Carolina (lost 93-81), 1/29/12
<b>Fewest points allowed in a game:</b> 36 vs. Rice (won 54-36), 11/22/12
<b>Fewest points allowed - ACC game:</b> 47 vs. Boston College (won 51-47), 2/4/12
<b>Largest margin of victory:</b> 34 vs. Alabama State (won 75-41), 12/17/12
<b>Largest margin of victory - ACC game:</b> 20 vs. Wake Forest (82-62), 1/26/13
<b>Largest margin of victory - road game:</b> 20 vs. Savannah State (won 65-45), 12/10/11
<b>Largest margin of victory - ACC road game:</b> 11 vs. NC State (82-71), 1/11/12
<b>Largest losing margin:</b> 32 vs. Virginia (70-38), 1/19/12
<b>Largest losing margin - ACC game:</b> 32 vs. Virginia (70-38), 1/19/12
<b>Most points allowed in a win:</b> 73 vs. Georgia (won 80-73), 11/14/14
<b>Most points scored in a loss:</b> 81 vs. North Carolina (lost 93-81), 1/29/12
<b>Fewest points scored in a win:</b> 51 vs. Boston College (won 51-47), 2/4/12
<b>Fewest points allowed in a loss:</b> 45 vs. Clemson (lost 45-41), 2/4/14
<b>Largest deficit overcome to win a game:</b> 13 vs. VCU (won 73-60), 11/18/11
<b>Largest deficit overcome to win a road game:</b> 13 vs. #6 Miami (won 71-69), 3/6/13
<b>Largest lead given up in a loss:</b> 15 vs. Boston College (lost 84-64, ACC Tournament), 3/14/13; St. John's (lost 69-58), 11/30/13
<b>Largest 2nd-half lead given up in a loss:</b> 11 vs. Virginia Tech (lost 70-65, ot), 1/12/13; at NC State (lost 80-78, ot), 1/26/14
<b>Highest FG pct.:</b> .583 (28-48) vs. Virginia Tech, 2/18/12
<b>Highest FG pct. - ACC game:</b> .583 (28-48) vs. Virginia Tech, 2/18/12
<b>Lowest FG pct.:</b> .292 (14-48) vs. Virginia, 1/19/12
<b>Lowest FG pct. - ACC game:</b> .292 (14-48) vs. Virginia, 1/19/12
<b>Highest 3-pt pct.:</b> .600 (9-15) vs. NC State, 1/11/12
<b>Highest 3-pt pct. - ACC game:</b> .600 (9-15) vs. NC State, 1/11/12
<b>Lowest 3-pt pct.:</b> .059 (1-17) vs. NC State, 2/9/12
<b>Lowest 3-pt pct. - ACC game:</b> .059 (1-17) vs. NC State, 2/9/12
<b>Highest FG pct. allowed:</b> .569 (29-51) vs. Pittsburgh, 1/14/14
<b>Highest FG pct. allowed - ACC game:</b> .569 (29-51) vs. Pittsburgh, 1/14/14
<b>Lowest FG pct. allowed:</b> .229 (11-48) vs. Rice, 11/22/12
<b>Lowest FG pct. allowed - ACC game:</b> .292 (14-48) vs. Wake Forest, 2/16/13
<b>Highest 3-pt pct. allowed:</b> .625 (10-18) vs. North Carolina, 1/29/12
<b>Highest 3-pt pct. allowed - ACC game:</b> .625 (10-18) vs. North Carolina, 1/29/12
<b>Lowest 3-pt pct. allowed:</b> .091 (1-11) vs. NC State, 3/3/13
<b>Lowest 3-pt pct. allowed - ACC game:</b> .091 (1-11) vs. NC State, 3/3/13
<b>Fewest free throws made:</b> 0 (0-6) vs. Duke, 1/7/14
<b>Most assists:</b> 26 vs. East Tennessee State, 12/7/13
<b>Fewest assists:</b> 4 vs. Virginia, 1/19/12
<b>Most turnovers:</b> 24 vs. Florida State, 2/1/12
<b>Fewest turnovers:</b> 6 vs. Virginia, 1/19/12; Wake Forest, 3/3/12; Presbyterian, 11/8/13; Notre Dame, 2/26/14

• Tech's current roster is expected to remain intact – save for two scholarship seniors on this year's team – through the 2015-16 season. Only Demarco Cox and Robert Sampson will run out of eligibility.

### Summer Makeover

Georgia Tech's staff responded well to the graduation of Daniel Miller and Kammeon Holsey, and the unexpected departure of Robert Carter, Jr., by signing three transfer big men in Demarco Cox, Nick Jacobs and Charles Mitchell, who have combined to play eight seasons of college basketball at high-major programs, and has Robert Sampson, who sat out last season after playing three seasons at East Carolina. These four players have combined to start 127 games.

The addition of these players makes Tech's post presence bigger and more physical than at any time in Gregory's tenure.

Gregory also responded well to filling two vacancies on his staff, bringing in Mamadou N'Diaye to coach the big men, and Tom Herrion to coach the point guards. Both are regarded as excellent teachers and recruiters. In 11 seasons as an assistant coach at Providence, Virginia and Pittsburgh, Herrion helped those teams to nine post-season appearances (five NCAA) and an average of 20 wins. N'Diaye, in just his fourth season as a college coach, helped Coastal Carolina to 54 wins and two post-season bids in three seasons.

### Depth and Versatility Everywhere

Head coach Brian Gregory played all 12 of his scholarship players in Georgia Tech's exhibition game against Clayton State, and utilized 10 of them in the season opener against Georgia.

**In the post:** Tech has five players to rotate through its two post positions, thanks to the addition of Demarco Cox and Charles Mitchell as transfers this summer and the eligibility of Robert Sampson, who sat out last season after transferring from East Carolina. Those three players have played 268 college games and made 98 collegiate starts. Tech also has two freshmen big men in Abdoulaye Gueye and Ben Lammers, and has signed a 6-10 post player in the early signing period, meaning the front court will remain deep for the next two years.

**On the wings:** Tech has four players to rotate

through the two wing positions, including returning letterwinners Marcus Georges-Hunt, Chris Bolden and Quinton Stephens, who have 157 games and 92 starts under their belts, and have added to that group the Georgia state class 6A player of the year in freshman Tadic Jackson.

**At the point:** Two letterwinners returned here - Corey Heyward, who started 14 of Tech's last 15 games a year ago, and red-shirt freshmen Travis Jorgenson, who injured his knee four games into last season and missed the rest of the season. Sophomore Josh Heath, who played 17 games as a freshman at South Florida, transferred to Tech over the summer. The point guard group has three years to play in the Tech program.

### Tech Wins Three of Four to Finish Gregory's Third Season

With its team as healthy as it could have been at the end of the year, Georgia Tech put a strong finish on its third season under Brian Gregory with a pair of victories the last week of the regular season and its first Atlantic Coast Conference Tournament win since 2010.

The Yellow Jackets nearly carried their season a round further in the tournament, leading 6th-seeded Clemson by as many as nine points before falling, 69-65, in overtime in the second round.

Gregory had to manage a roster wracked by injuries all season long. Tech played its first 10 ACC games with no more than nine scholarship players, sometimes with as few as seven. Senior guard and leading scorer Trae Golden (groin) missed most if not all of the first five games in February, and sophomore forward Robert Carter, Jr. (knee), the ACC's leading rebounder at the end of December, missed the first 10 ACC games.

Still, Tech managed to win three ACC road games for the second straight year, including a win over a top-10 team for the second straight year (Syracuse), and scored two non-conference wins over teams that made the NIT field (Georgia, Illinois).

• Georgia Tech's 67-62 win over No. 7 Syracuse on March 4 was its second over a top-10 team on the road under Brian Gregory, and it came almost a year to the day after the Yellow Jackets defeated No. 6 Miami (March 6, 2013).

• Tech's wins over Syracuse and Virginia Tech

### TECH ALL-TIME VS. THE ACC

Opponent	Overall	in ACC	Tourney	Longest Win Streak	Longest Losing Streak	Current Streak
Boston College	12-8	8-7	1-1	4 games (1986-2006)	3 games (2012-13)	Won 3
Clemson	59-66	31-43	2-1	7 games (1943-66)	14 games (1972-81)	Lost 10
Duke	23-68	19-55	3-7	2 games (5 times)	15 games (1997-2004)	Lost 7
Florida State	27-38	17-24	0-2	5 games (1995-97)	9 games (2007-present)	Lost 9
Louisville	13-15	--	--	4 games (1990-92)	3 games (1963-64)	Lost 2
Miami	7-11	5-11	0-1	4 games (1967-2005)	4 games (2006-08)	Lost 1
North Carolina	24-64	22-50	5-4	4 games (2010-11)	20 games (1971-84)	Lost 4
NC State	37-55	29-41	3-3	7 games (1994-97)	9 games (1977-83)	Lost 4
Notre Dame	7-3	1-1	0-0	5 games (1972-2004)	1 game (twice)	Lost 1
Pittsburgh	5-1	0-1	0-0	5 games (1966-89)	1 game (2014-present)	Lost 1
Syracuse	3-2	1-0	0-0	2 games (1985-01)	2 games (2002-10)	Won 1
Virginia	39-36	37-35	5-4	9 games (1990-94)	8 games (1981-83)	Lost 2
Virginia Tech	6-14	5-10	1-3	2 games (2013-present)	4 games (2011-13)	Won 2
Wake Forest	39-37	38-35	0-4	12 games (1985-91)	9 games (1965-83)	Won 4

# TECH NOTEBOOK

## **MEDIA GUIDELINES**

Georgia Tech's practices are generally closed to the public and the media, but coaches and players are available prior to practice, typically twice a week and generally on Mondays and Thursdays prior to practices that occur on those days. Notices will be announced weekly to confirm the schedule for the week.

TV stations are allowed to shoot B-roll during the first 15 minutes of those practices during the course of the season.

Media are asked to notify Mike Stamuss ahead of time to make specific player requests.

Interview requests with players that need to be conducted at other times must be made through the Georgia Tech communications office at least 24 hours in advance. These interviews will be conducted at a time and place convenient to the players' availability and class schedule.

Media are asked not to contact players directly either by phone, e-mail or text. They are instructed not to accept those. Every effort will be made to make players available.

## **INTERVIEWS WITH COACH GREGORY**

Media wishing to speak with Coach Gregory at times other than scheduled media sessions are asked to set up an appointment in advance through the communications office. He also is available each Monday on the ACC Teleconference (10:40 a.m.), and other teleconferences may be scheduled as demand warrants.

## **POST-GAME INTERVIEWS**

Coach Gregory and the visiting team's head coach will each hold a post-game press conference in the designated interview room (Shah Media Room at McCamish Pavilion).

Players requested by the media will be brought to the interview room following the coaches press conferences, outside the team's locker room when the team is on the road.

## **BRIAN GREGORY RADIO SHOW**

Head coach Brian Gregory's weekly radio show airs each Monday from 7-8 p.m. live on "680 the Fan" and 93.7 FM and will be replayed later in the evening on "All News 106.7 FM."

## **ACC COACHES' WEEKLY TELECONFERENCE**

The 15 ACC head basketball coaches will be featured on nine Monday teleconferences during the 2014-15 season, beginning on Monday, January 5, 2014, and continuing through March 2. Each coach will have 10 minutes to make an opening statement and answer questions. There will be an instant replay of each teleconference on the Conference's internet site TheACC.com each Monday afternoon.

Georgia Tech head coach Brian Gregory will be on the teleconference either at 11:50 a.m. or 12:10 p.m. each week with the exception of the following dates when Tech has a Monday game (Feb. 9, 16 and 23). Coaches whose teams play on Monday evening will not participate in that day's teleconference.

Contact the ACC media relations office at 336-851-6062 for the call-in number and for questions on the schedule.

during the final week of the regular season were its first back-to-back wins over ACC teams since the 2010-11 season.

- Georgia Tech finished the regular season with a 5-7 record on the road, its best in three seasons under Brian Gregory and its best since the 2007-08 season. Tech has posted only one winning record on the road since 1995-96, a 7-5 mark in its Final Four season of 2003-04.

- Georgia Tech's last seven ACC road trips have produced three wins, an overtime loss, a three-point loss, a four-point loss and a 10-point loss. Tech has won six of its last 14 ACC road games after winning only three times in 36 ACC road games before that dating back to the 2008-09 season.

## **Offensive Efficiency Improving**

Georgia Tech's offense, despite the team's injuries and different lineups that resulted last season, has continued to improve. The Yellow Jackets continue to produce more points against stiffer competition.

- Tech's scoring average in all games has risen from 60.2 in Brian Gregory's first season, to 64.3 in 2012-13, to 66.7 last season, to 67.7 this season.

- In conference play, Tech averaged 62.6 points in 2013-14, compared to 62.8 in 2012-13 and 58.6 the year before.

- Tech's national ranking has been No. 313 in 2011-12, No. 254 in 2012-13, No. 276 last season and No. 194 this season.

- Tech shot 50 percent or better from the floor seven times in 2012-13, six last season. Tech is 20-2 under Brian Gregory when shooting 50 percent.

- In ACC games only over the last three seasons, Tech's percentage of assisted baskets improved from 49 percent in 2010-11 to 50.2 percent in 2011-12 to 53.5 percent last season.

- Tech's turnover rate has improved from 14.4 per game in 2011-12 to 12.9 last season to 12.1 last season (11.5 per game in ACC play). Likewise, Tech's assist/turnover ratio was +35 last season compared to -13 combined the first two seasons.

- Tech had more assists than turnovers (221/207) in ACC games, a first for the Yellow Jackets since the 2001-02 season.

- Tech's assist/turnover ratio in ACC games improved from 0.78 in 2011-12 to 0.88 in 2012-13 to 1.07 last season.

## **Homegrown Jackets**

Head coach Brian Gregory and his staff have made recruiting Georgia a priority since his arrival in 2010, and 12 of the Yellow Jackets' 18 players this season hail from the Peach State.

Tech's 2013-14 team featured 14 players from the state of Georgia, unprecedented in the history of Yellow Jacket basketball. Tech had more players from its home state on its roster than any team on Division I college basketball, followed by Charlotte (13), Wisconsin-Milwaukee (13) and Purdue (12).

## **Notable Milestones and Streaks**

- Tech has made at least one 3-point field goal in 302 straight games, dating back to an

0-for-5 effort against Duke on Feb. 23, 2005. The Jackets came close to breaking that streak twice in the 2011-12 season - Saint Joseph's (1-for-12) and Virginia (1-for-15) - and again last season against Delaware State, going 0-for-7 over the first 37 minutes of the game before hitting twice in the final three minutes.

- Marcus Georges-Hunt reached 800 career points at Northwestern. At 823 points, he is bidding to reach the 1,000-point plateau sometime this season. He would be the 43rd Tech player to reach that milestone.

- Chris Bolden surpassed 400 career points (has 439) in the Orlando Classic.

## **The "Iron Five"**

The Jackets have five non-scholarship players on the roster who form the scout team in practice and is dubbed the "Iron Five" by Coach Gregory. That unit includes forwards Brooks Doyle, a junior, and Aaron Peek, a senior, both 6-4 players from Atlanta who each saw action for Tech the last two years, a pair of freshman guards in Patrick Lamar (Atlanta) and Bernard Woodside (Tampa, Fla.), and 6-7 sophomore forward Rand Rowland (Cleveland, Ga.).

## **Making History**

Georgia Tech has made a little bit of history during its first three seasons under head coach Brian Gregory.

- The first came quickly, a 68-56 win over Georgia in Athens on Dec. 7, 2011, the team's first victory in Athens in 35 years.

- With its 80-73 win at Georgia Nov. 14, Tech has now defeated its in-state rival four consecutive games for the first time since winning four straight during its final two seasons in the Southeastern Conference (1962-63, 1963-64). The Jackets have also won back-to-back games in Athens for the first time since winning three straight from 1959-61.

- For the first time since Roy McArthur in 1946-47 and 1947-48, Gregory has won in his first four tries against state-rival Georgia.

- Tech has won three ACC road games each of the last two seasons and went 5-7 overall on the road in 2013-14, the team's best road record since 2007-08. Tech has won six of its last 14 ACC road games after winning three of the previous 36 dating back to the beginning of the 2008-09 season.

- One of those road wins was Tech's first-ever victory over Virginia Tech in Blacksburg, a 64-54 win last Feb. 9. That came after seven losses in Cassell Coliseum.

- Like his two predecessors, Brian Gregory captured his first career ACC victory on the road (82-71 over NC State on Jan. 11). Bobby Cremins defeated Maryland for his first, 45-43 on Dec. 23, 1981, while Paul Hewitt won at Virginia, 73-68, on Jan. 9, 2000.

- Tech has beaten a top 10 team on the road each of the past two seasons, including a 67-62 win at No. 7 Syracuse on March 4, 2014. Tech defeated Miami, ranked No. 6 and eventual ACC Champion, 71-69 on March 6, 2013. The Jackets had not defeated a top 10 team on the road since the 2003-04 season.

# TECH NOTEBOOK

## McCAMISH PAVILION 411

**Name:** McCamish Pavilion (mc-CAME-ish), named for Atlanta insurance executive Hank McCamish who gave the lead gift for the facility

**Capacity:** approximately 8,600 (6935 court level, 1665 balcony level)

**Cost:** \$50 million

**Contractor:** Whiting-Turner

**Architect:** Populous

**Cremins Court:** the court remains named for the former Tech head coach

**Alexander Courtyard:** located at the Fowler Street entrance, honors the former Tech director of athletics and the history of the former Tech home arena named for him

**Grand entrance:** 10th and Fowler Streets, foyer includes graphic representations of retired jerseys and Tech's two Final Four appearances

**Other entrances:** West entrance off Fowler Street (students and media), East entrance from main arena parking (for club patrons)

**Features:** center-hung scoreboard and video boards, mezzanine fascia ribbon boards, theatrical lighting, primarily chairback seating, club area

## FACTS AND DATES

- 2,500 cubic yards of concrete removed
- 3,000 cubic yards of concrete installed
- 500 tons of new steel installed
- Over 1 mile of new railing installed
- 20,000 gallons of paint used
- 2,000 feet of new mechanical piping
- 2,500 feet of new ductwork
- \$4M in new audio-visual and scoreboards
- 50 TV's throughout the concourse and Callaway Club
- Farthest distance material has traveled to get on site: 4,835 miles
- Shortest distance material has traveled to get on site: 1 mile
- Number of Tech alumni involved in the project: over 100
- Number of days construction took: 520
- Number of 1950's old style Coke bottles found while installing the underground foundations: 11
- Number of new staircases: 13
- Number of new sports lights for the competition floor: Over 300
- 270-degree court view from concourse

**Groundbreaking:** May 5, 2011

**Opening:** October, 2012

**First public event:** Oct. 21, Jacket Jam (men's and women's scrimmages)

**First men's game:** Nov. 9 vs. Tulane

**Head coaches:** Brian Gregory of Georgia Tech, Ed Conroy of Tulane

**Officiating crew:** Karl Hess, Gary Maxwell, Raymond Styons

**TV announce crew:** Tom Werme, Cory Alexander (ACC Network)

**First Tech points:** Marcus Georges-Hunt (2 FT, 18:13, 1st half)

**First basket:** Tulane's Josh Davis (18:44, 1st half)

**Attendance:** 8,600 (sellout)

**First women's game:** Nov. 11 vs. Tennessee

*Tech played 55 seasons in Alexander Memorial Coliseum, compiling a record of 556-194 (.741). Miami was the last team to play Tech there, a game Tech won, and was the first ACC team to play in McCamish Pavilion, which Miami won. For the 2011-12 season, Tech played its home games at Phillips Arena and the Arena at Gwinnett.*

## Schedule Notes

• Every ACC game for Georgia Tech as well as the ACC/Big Ten Challenge matchup at Northwestern and three other non-conference games will be televised - seven on the ESPN family of networks, six on the ACC Network and five on the ACC regional cable network (Fox Sports South in Atlanta).

• Tech's home schedule includes non-conference foes Georgia, Vanderbilt and Charlotte, while Syracuse will play on Tech's campus for the first time ever, and Louisville will do so for the first time since 1989.

• For the second straight year, Tech opens ACC play on the road, this time Jan. 3 at Notre Dame, and plays four of its first six conference games away from home.

• Tech will make its first appearance on ESPN's Big Monday platform, hosting Louisville on Feb. 23 at McCamish Pavilion. The Yellow Jackets also visit Virginia Tech (Feb. 9) and host Clemson (Feb. 16) in Monday night games on ESPNU.

• Tech will play a minimum of 13 games against teams that played in last year's NCAA Tournament or NIT.

• Five ACC foes finished in the top 25 of the NCAA's RPI rankings in 2013-14 - Virginia (10), Duke (14), Louisville (16), Syracuse (20), North Carolina (23). Two more - Pittsburgh (39), Florida State (49) - finished in the top 50, while NC State (55) and Clemson (65) were in the top 100.

• Unlike last year's slate, Tech's ACC schedule features consecutive road games only once (Pittsburgh and Virginia in January) and consecutive home games only once (Florida State and Clemson in February).

• Tech will play in Pittsburgh's Petersen Events Center for the first time. The Yellow Jackets' only previous trip to Pittsburgh to play the Panthers occurred Feb. 9, 1970, at Fitzgerald Field House.

• Tech has a bye the final weekend of the regular season (March 7-8).

• Tech's games against Charlotte, Dayton and Vanderbilt complete two-year home-and-away agreements with Tech.

• Three Tech non-conference opponents won 20 or more games in 2013-14, including Dayton (26-11), Georgia (20-14) and IPFW (25-11).

• Three Tech non-conference foes finished in the top 100 of the 2013-14 RPI, including Dayton (43), Georgia (74) and Marquette (92). IPFW, Vanderbilt and Northwestern all finished among the top 125.

• Tech is 10-6 in road games at non-Power 5 conference venues since the 2001-02 season, including a 58-55 win at Charlotte last December.

• Among non-ACC foes, Tech has faced Vanderbilt (72 times) more than anyone except Georgia (190 times) and Auburn (114 times).

## Arts and Letters

Not only has Georgia Tech improved on the court since Gregory arrived, but has made big strides in the classroom as well. Beginning with Moe Miller and Lance Storrs in the summer after Gregory took the head coaching position at Tech, every senior in the program has graduated,

Derek Craig and Nick Foreman received their Tech degrees in 2012, as did the 2013 senior class of Mfon Udofia, who finished his business administration degree work in the summer, and Pierre Jordan, who completed his Masters degree requirements in building construction in the spring. Brandon Reed graduated in the summer with his management degree before transferring back to Arkansas State to play his final year of basketball.

All three of Tech's four-year seniors in 2013-14 - Kammeon Holsey, Daniel Miller and Jason Morris - graduated in the spring

Trae Golden and Marcus Georges-Hunt made the Academic All-ACC team in 2013-14, Georges-Hunt for the second time, and the Yellow Jackets have had at least one player named to that team since it was instituted for the 2010-11 season.

Tech's men's basketball scored a perfect 2010-11 team single year Academic Progress Report score of 1000 in the 2010-11 APR Report, a first for the program, and posted a four-year average of 972, an all-time high, last spring.

## Checking the Lineup Card

Head coach Brian Gregory utilized seven different starting lineups in 2011-12, many of those forced by significant injuries. Two players - Kammeon Holsey and Daniel Miller - started every game.

In 2012-13, he went with essentially two different lineups, and three players - Carter, Jr., Miller and Mfon Udofia - started every game. Tech's lineup for 14 of the first 15 games was Mfon Udofia and Brandon Reed at the guards, Marcus Georges-Hunt and Robert Carter, Jr., at the forwards and Daniel Miller at center. Chris Bolden replaced Reed in game 16 at Duke and started 15 of the last 16 games.

In 2013-14, injuries forced several lineup changes, and only Georges-Hunt and Miller started every game. Nine players started at least four games for Tech, and Gregory has used nine different starting lineups.

This season, Tech's only lineup change has occurred at point guard, where Travis Jorgenson has started five games and Josh Heath two.

## Tech Signs 6-10 Post Player

Sylvester Ogbonda, a 6-10 post player from Fort Washington, Md., signed a national letter-of-intent with Georgia Tech during the November sign-in period.

Ogbonda, originally from Nigeria, attends the National Christian Academy in Fort Washington. He is rated a three-star prospect by ESPN, Rivals and Scout, and is ranked as high as 26th nationally at the center position. DMVElite.com ranks Ogbonda No. 6 in the class of 2015 (all positions) in the Washington, D.C./Maryland/Virginia footprint.

Ogbonda played for coach Trevor Brown and helped National Christian to a 14-8 record in 2013-14, averaging 12 points and 10 rebounds per game, and 22-7 in 2012-13, averaging six points and six rebounds. He was named first-team All-Capital Beltway Athletic Association in 2013-14, and was named the league's defensive player of



# TECH NOTEBOOK

## TECH ALUMNI IN THE NBA

Player	Team
Chris Bosh	Miami Heat
Will Bynum	free agent
Derrick Favors	Utah Jazz
Jarrett Jack	Brooklyn Nets
Anthony Morrow	Oklahoma City Thunder
Glen Rice, Jr.	Washington Wizards
Iman Shumpert	New York Knicks
Thaddeus Young	Minnesota Timberwolves

## OTHER TECH ALUMS IN PRO BALL

Tony Akins	Sonic Boom KT (South Korea)
Alade Aminu	TED Kolejiler (Turkey)
D'Andre Bell	Osaka Evessa (Japan)
Lewis Clinch	Grindavik (Iceland)
Mouhammad Faye	AGOR (Greece)
Zam Fredrick	Barys Atyrau (Kazakhstan)
Trae Golden	Lapua (Finland)
Kammeon Holsey	Grand Rapids (NBDL)
Gani Lawal	Trabzonspor (Turkey)
Stephon Marbury	Beijing Ducks (China)
Anthony McHenry	Ryukyu Golden Kings Okinawa (Japan)
Daniel Miller	Rio Natura Monbus Obradoiro (Spain)
Moe Miller	Stockholm White Eagles (Sweden)
Isma'il Muhammad	inactive
Ed Nelson	San Jose/Unimed (Brazil)
Jim Nystrom	08 Stockholm (Sweden)
Zachery Peacock	Cholet (France)
Luke Schenscher	Adelaide 36ers (Australia)
Jeremis Smith	Macabi Rishon (Israel)
Lance Storrs	Aguilas (Colombia)
Theodis Tarver	Speyer (Germany)
Mfon Udofia	Austin Spurs (NBDL)
Mario West	La Union (Argentina)

\*2014-15 team unknown, last year's team listed

## FORMER TECH PLAYERS IN COACHING

### \*College or NBA

Player (at Tech)	Current Position
Rod Balanis (1990-94)	Notre Dame asst. coach
Darryl LaBarrie (1998-01)	Georgia State asst. coach
Craig Neal (1983-88)	New Mexico head coach
Kyle Perry (1998-01)	USC Upstate asst. coach
Mark Price (1982-86)	Charlotte Hornets asst. coach
Fred Vinson (1992-94)	New Orleans Pelicans asst. coach

## FORMER TECH COACHES IN COACHING

Coach (at Tech)	Current Position
Perry Clark (1982-88)	South Carolina asst. coach
Sherman Dillard (1988-94)	Iowa asst. coach
Paul Hewitt (2000-11)	George Mason head coach
John O'Connor (2004-10)	Lafayette asst. coach
Billy Schmidt (2011-14)	Florida asst. to head coach
Cliff Warren (2000-05)	Maryland asst. coach
Derek Whittenburg (1994-99)	NC State dir. player dev.
Charlton Young (2005-09)	Florida State asst. coach
Peter Zaharis (2000-11)	Emory volunteer coach

the year. He played AAU ball for the DC Warriors. Ogbonda told recruiting services that he chose Tech over Boston College, Cincinnati and LaSalle.

## Seven Tech Alumni on NBA Rosters

Seven former Georgia Tech basketball stars were on NBA team rosters when the 2013-14 season opened, more than any team in the ACC except Duke (15) and North Carolina (14).

The newcomer in the Tech group was Glen Rice, Jr., who starred last season in the NBA's developmental league. He was selected by Philadelphia in the second round of the NBA draft and traded to Washington, where he played last season.

Three players will begin the 2014-15 season with new teams. Jarrett Jack, an 11-year NBA veteran who played in Cleveland last year, was traded to Brooklyn in the off-season. Anthony Morrow will begin his ninth season in the league as a member of the Oklahoma City Thunder. Thaddeus Young, who has spent his entire seven-year NBA career in Philadelphia, was traded to Minnesota.

Chris Bosh, who spent the first seven years of his NBA career in Toronto, will begin his fifth season in Miami looking for his third NBA title with the Heat, but without LeBron James.

Iman Shumpert is being looked upon to fill a leadership role in his fourth season with the New York Knicks, and Derrick Favors is emerging as a star in his fifth NBA season with Utah.

Will Bynum, a member of Tech's 2004 Final Four team who spent the last six years in Detroit, was traded to and then waived by Boston the night before the season began.

Two other former Jackets - Mfon Udofia and Kammeon Holsey, were selected in the recent NBA D-League draft.

## Welcome to The Hank

Georgia Tech is playing its third season in McCamish Pavilion, which was for all intents and purposes, brand new when it opened for the 2012-13 season. The only physical elements of McCamish Pavilion that remain from the venerable Alexander Memorial Coliseum are the roof, which has been re-covered, and the 32 steel ribs that support it.

The capacity of McCamish Pavilion is 8,600, including 1,665 seats in the new balcony level and 6,935 seats in the lower seating bowl. There are no suites, but there is a premium club area that seats 500. Alexander Memorial Coliseum seated 9,191 spectators in its final configuration.

The most striking features of McCamish Pavilion are its grand entrance, which fronts 10th and Fowler Streets, the ability for patrons to view the court from the main concourse nearly all the way around, and the theatrical lighting system, which concentrates light on the court while leaving the seating areas dark, modeled after the Staples Center in Los Angeles and Madison Square Garden in New York.

Tech played 55 seasons in Alexander Memorial Coliseum, compiling a record of 556-194 (.741). Miami was the last team to play Tech in Alexander Memorial Coliseum, a game Tech won, and was the first ACC team to play in McCamish Pavilion on Jan. 5, which Miami won. For the 2011-

## GAMES STARTED

	Consec.	2014-15	Career	Conference
Chris Bolden	0	0	29	21
Demarco Cox	9	9	*38	3
Marcus Georges-Hunt	69	8	72	39
Josh Heath	0	2	*6	3
Corey Heyward	0	0	14	13
Travis Jorgenson	6	7	7	0
Charles Mitchell	9	9	*27	12
Robert Sampson	0	0	*52	23
Quinton Stephens	9	9	9	0

*\*includes starts at previous school*  
*Career ACC includes ACC Tournament starts*

12 season, Tech played its home games at Philips Arena and the Arena at Gwinnett.

## Tech's NCAA Tournament History

Georgia Tech played in the NCAA Tournament five times in 11 seasons under head coach Paul Hewitt and has played in the event 16 times in its history. Fifteen of those appearances have occurred from 1985 to the present.

Tech has a record of 23-16 in NCAA Tournament play, highlighted by its 2004 trip to the NCAA title game as well as a Final Four berth in 1990. The Yellow Jackets have reached the NCAA Sweet 16 seven times (1960, 1985, 1986, 1990, 1992, 1996, 2004).

The 2004 and 2005 appearances were the Yellow Jackets' first back-to-back appearances since Bobby Cremins led the Institute to the Big Dance nine straight years from 1985-93.

Georgia Tech has won at least one game in 11 of its 16 NCAA Tournament appearances.

## Tech's ACC Tournament History

Georgia Tech has played in 35 ACC Tournaments, and has a 25-32 all-time record in the event. The Yellow Jackets have won three championships, in 1985 (Atlanta), 1990 (Charlotte) and 1993 (Charlotte).

Tech has been a runner-up four times (1986, 1996, 2005, 2010). The 1986, 1996 and 2010 runs to the finals occurred in Greensboro.

Tech was 0-2 in the ACC Tournament under coach Dwane Morrison, 15-16 under Bobby Cremins (including all three titles), 9-11 under Paul Hewitt (runner-up in 2005 and 2010) and 1-3 under Brian Gregory.

# BIO UPDATES

## 2 • Chris Bolden • G • 6-3 • Jr.

- Key sub at the shooting guard position, playing in all nine games and averaging 14.7 minutes and 5.7 points.
- Averaged 7.7 points, 3.3 rebounds in last three games; 6.8 points (15-for-33 FG) in last five games.
- Scored season-high of 10 points (4-9 FG) and dished career-high four assists vs. USC Upstate, matched season-high of four rebounds.
- Had nine points and four rebounds in win at Northwestern, went 5-of-6 from FT line in final 24 seconds to help seal the victory.
- Played quality minutes in all three Orlando Classic games, going 7-for-13 from the floor, 4-for-9 from three-point range, averaging 6.0 ppg.
- Has made at least one three in six games.
- Has just seven turnovers in 132 minutes.
- Has made 36.1 percent of his threes vs. the ACC for his career, compared to 30.5 percent in all games.
- Started 14 games overall last season, averaging 5.4 points and hitting 29.8 percent from the floor (30.5 pct. on 3s) ... Had team's best turnover rate (1.1 per game).

### Bolden Career Highs

<b>Points: 21, at Miami -- 3/6/13</b>
<b>Rebounds: 6, North Carolina -- 1/29/14</b>
<b>Assists: 4, Virginia Tech -- 1/12/13 ; USC Upstate -- 12/6/14 ; at Virginia Tech -- 2/9/13</b>
<b>Steals: 4, Wake Forest -- 1/26/13 ; at Wake Forest -- 2/16/13</b>
<b>Blocks: 1, 7 times</b>
<b>FG made: 8, at Miami -- 3/6/13</b>
<b>FG attempts: 18, at Miami -- 3/6/13</b>
<b>3FG made: 4, at Miami -- 3/6/13 ; Notre Dame -- 1/11/14 ; at Duke -- 1/17/13</b>
<b>3FG attempts: 8, at Miami -- 3/6/13 ; Notre Dame -- 1/11/14 ; at Duke -- 1/17/13</b>
<b>FT made: 5, Duke -- 2/18/14 ; Virginia -- 2/3/13</b>
<b>FT attempts: 7, Duke -- 2/18/14 ; Virginia -- 2/3/13</b>
<b>Minutes: 37, Duke -- 2/18/14 ; Virginia -- 2/3/13</b>

## 4 • Demarco Cox • F/C • 6-8 • r-Sr.

- Started all nine games for Tech at the five spot, leads the team in field goal percentage (57.4 pct.) and leads in blocked shots (10).
- Went 6-for-7 from the floor for 13 points last time out against Appalachian State.
- Reached double digits in six games this season, surpassing his total of five in 102 career games at Ole Miss.
- Averaged 9.3 points and 7.3 rebounds in Orlando, hitting 55 percent from the floor.
- His 15 vs. IPFW matched his career high set twice at Ole Miss in 2013-14.
- T-2nd on the team in rebound average at 6.4 with season-high of eight set four times.
- Been to the free throw line 37 times (2nd on the team), but hitting just 40.5 pct.
- Completed requirements for his bachelor's degree at Ole Miss in the summer of 2014, enrolled at Tech for the fall semester, eligible to play for Tech as a fifth-year graduate transfer.
- Averaged 3.0 points and 2.8 rebounds over his Ole Miss career.
- Played in all 33 games with 16 starts last year at Ole Miss, averaged 4.2 points and 3.9 rebounds in 16.6 minutes per game, shot 54.3 percent from the field (51-of-94).
- Named the MVP of the Barclays Center Classic last year after posting a career-high 15 points and 13 boards against Georgia Tech (11/29) and seven points, eight boards and three blocked shots vs. Penn State (11/30).

## Ole Miss Career Highs

<b>Points: 15, Mississippi Valley State -- 11/22/13 ; vs. Georgia Tech -- 11/29/13</b>
<b>Rebounds: 13, vs. Georgia Tech -- 11/29/13</b>
<b>Assists: 2, Grambling State -- 11/14/11</b>
<b>Steals: 3, at South Carolina -- 1/18/14</b>
<b>Blocks: 3, vs. Penn State -- 11/30/13 ; Alcorn State -- 12/30/10</b>
<b>FG made: 6, Mississippi Valley State -- 11/22/13 ; vs. Georgia Tech -- 11/29/13</b>
<b>FG attempts: 9, vs. Georgia Tech -- 11/29/13</b>
<b>FT made: 3, nine times, last vs. Alabama -- 2/26/14</b>
<b>FT attempts: 6, LSU -- 2/25/12</b>
<b>Minutes: 33, Oregon -- 12/8/13 ; vs. Georgia Tech -- 11/29/13</b>

## Tech Career Highs

<b>Points: 15, IPFW -- 11/21/14</b>
<b>Rebounds: 8, 4 times</b>
<b>Assists: 1, 4 times</b>
<b>Steals: 1, 5 times</b>
<b>Blocks: 4, Georgia -- 11/14/14</b>
<b>FG made: 6, Alabama A&amp;M -- 11/18/14 ; Appalachian State -- 12/15/14</b>
<b>FG attempts: 9, Georgia -- 11/14/14 ; vs Rider -- 11/28/14 ; USC Upstate -- 12/6/14</b>
<b>FT made: 5, IPFW -- 11/21/14</b>
<b>FT attempts: 13 [t-5th], IPFW -- 11/21/14</b>
<b>Minutes: 30, IPFW -- 11/21/14</b>

## 32 • Brooks Doyle • G • 6-4 • Jr.

- Non-scholarship player who enrolled at Tech in the summer of 2012.
- Played in 16 games in his career, one this season ... Saw action in four ACC games last season as Tech's number of healthy scholarship players dwindled.
- Played a career-high nine minutes against Virginia on 2/8 and at Florida State on 3/2, scoring two points against FSU.
- Hit his first collegiate three and scored four points against Alabama State in five minutes in December 2012.
- Career high six minutes against MVSU (3 pts) .

### Doyle Career Highs

<b>Points: 4, Alabama State -- 12/17/12</b>
<b>Rebounds: 2, Presbyterian -- 11/8/13</b>
<b>Assists: 2, East Tennessee State -- 12/7/13</b>
<b>FG made: 1, 4 times</b>
<b>FG attempts: 4, at Florida State -- 3/2/14</b>
<b>3FG made: 1, Miss. Valley State -- 11/26/13 ; Alabama State -- 12/17/12</b>
<b>3FG attempts: 3, at Florida State -- 3/2/14</b>
<b>FT made: 1, Tulane -- 11/9/12 ; Alabama State -- 12/17/12</b>
<b>FT attempts: 2, Tulane -- 11/9/12 ; Alabama State -- 12/17/12</b>
<b>Minutes: 9, Virginia -- 2/8/14 ; Florida State -- 3/2/14</b>

## 3 • Marcus Georges-Hunt • F • 6-5 • Jr.

- Starter at the two-guard spot but also plays the three ... Tops on the team with 72 career starts.
- Has continued to be a consistent force on both ends of the floor and with his leadership ... Has scored in double digits in six of nine games (eight points each vs. Alabama A&M, Northwestern and USC Upstate).
- Scored 15 first-half points, one off his season high, and went 7-of-9 from the FT line last time out against Appalachian State.
- Took over the team lead in scoring after the Orlando Classic, averaging 11.0 points, 4.8 rpg, and is hitting 43.7 percent of his shots from the floor.
- Leads the Jackets in steals (15) and ranks seventh in the ACC.
- Averaged team-high 13.3 points in the Orlando Classic, including season-best 16 points vs. Rhode Island ... Shot 44.1 percent from the floor and went 9-of-11 at the free throw line.
- Scored 11 points (5-9 FG) with five assists, one turnover and three steals against Georgia in the season opener ... Scored in double digits in all three Orlando Classic games.
- Continues to make more of an effort to attack the basket and draw fouls, which he began doing in the last half of last season (50-for-73 from the FT line over Tech's last 11 games) ... Taken team-high 43 free throws this season (69.8 pct.)
- Has reached double figures in scoring in 46 of 73 games in his career (18 in

# BIO UPDATES

ACC games), and is on pace to reach 1,000 career points sometime this season (has 823).

- Has one of the lowest turnover rates on the team (1.42 per game in his career) ... Has 128 career assists against 104 turnovers.
- Has made the ACC All-Academic team twice.

## Georges-Hunt Career Highs

<b>Points: 23, at Wake Forest -- 2/1/14</b>
<b>Rebounds: 11, vs Boston College -- 3/14/13</b>
<b>Assists: 6, at Miami -- 03-06-13 ; Notre Dame -- 1/11/14</b>
<b>Steals: 5, vs Rhode Island -- 11/30/14</b>
<b>Blocks: 1, 9 times</b>
<b>FG made: 8, 4 times</b>
<b>FG attempts: 20, vs Boston College -- 3/14/13</b>
<b>3FG made: 4, The Citadel -- 12/22/12</b>
<b>3FG attempts: 6, Georgia -- 12/4/12 ; vs Boston College -- 3/12/14 ; vs Boston College -- 3/14/13</b>
<b>FT made: 8, vs Boston College -- 3/12/14</b>
<b>FT attempts: 11, vs Boston College -- 3/12/14</b>
<b>Minutes: 41 (2ot), at NC State - 1/26/14 ; 37 (regulation), Notre Dame -- 1/14/14</b>

## 34 • Abdoulaye Gueye • F • 6-9 • Fr.

- Played in four games ... Made his collegiate debut against Alabama A&M, playing six minutes ... Tip-in field goal at the halftime buzzer for his only points.
- Three-star power forward originally from Dakar, Senegal who enrolled at Central Park Christian School in Birmingham in October 2012 as part of the school's exchange program.
- Excellent size, length and skill level allows him to play inside and out ... Has a 7-foot-3 wingspan.
- Has built a reputation as a shot-blocker who can run the floor, handle the ball, shoot jump shots and defend multiple positions.
- Averaged 14 points, 12 rebounds and four blocked shots as a senior to help the Eagles win the National Association of Christian Athletes (NACA) Division 1A Championship.
- Named the defensive MVP of the championship.

## Gueye Career Highs

<b>Points: 2, Alabama A&amp;M -- 11/18/14</b>
<b>Rebounds: 1, Alabama A&amp;M -- 11/18/14 ; USC Upstate -- 12/6/14</b>
<b>Steals: 1, Alabama A&amp;M -- 11/18/14 ; USC Upstate -- 12/6/14</b>
<b>Blocks: 1, IPFW -- 11/21/14</b>
<b>FG made: 1, Alabama A&amp;M -- 11/18/14</b>
<b>FG attempts: 1, Alabama A&amp;M -- 11/18/14 ; USC Upstate -- 12/6/14</b>
<b>Minutes: 6, Alabama A&amp;M -- 11/18/14</b>

## 11 • Josh Heath • G • 6-2 • So.

- Part-time starter at point guard who has played steady with few mistakes ... Can hit the open jumper and has a reliable pull-up runner in the lane.
- Came up big in Tech's win at Northwestern, scoring career-high 12 points, including two key baskets in the final 2:30 as the Wildcats drew within a point ... Went 6-for-6 from the floor and had five assists against no turnovers (his third zero-turnover game this season).
- Has team-high 39 assists (4.3 per game, 8th in the ACC) against just 12 turnovers (3rd in the ACC in A/TO ratio, 29th NCAA) ... Seven of those came in two games against Rhode Island and USC Upstate, had just one or zero in six games.
- Hitting 55.3 percent from the floor, second on the team.
- Started Tech's games against Alabama A&M and IPFW, dishing seven assists against no turnovers in each game ... Averaged 8.0 ppg and 4.0 rpg in those games.
- Averaged 5.7 points and went 6-for-13 from the floor in the Orlando Classic.
- Former University of South Florida guard and Tampa high school standout who elected to transfer to Tech after his father and USF coach, Stan Heath, left the Bulls at the end of the 2013-14 season.
- Was granted immediate eligibility by the NCAA and has three years at Tech beginning with the 2014-15 season.
- Played 17 games and started the last four of the season at USF, averaging 2.6 points, 1.4 rebounds and a team-best 3.6 assists in 17 games ... Finished the

season with 62 assists and 27 turnovers, a 2.3 ratio.

## South Florida Career Highs

<b>Points: 7, vs. Connecticut -- 2/26/14</b>
<b>Rebounds: 4, at Rutgers -- 3/1/14</b>
<b>Assists: 8, at Houston -- 3/4/14</b>
<b>Steals: 3 (twice), last at Houston -- 3/4/14</b>
<b>Blocks: 1, vs. Connecticut -- 2/26/14</b>
<b>FG made: 3, at Rutgers -- 3/1/14</b>
<b>FG attempts: 5 (twice), last at Rutgers -- 3/1/14</b>
<b>3FG made: 1 (twice), last vs. Connecticut -- 2/26/14</b>
<b>3FG attempts: 2 (twice), vs. Connecticut -- 2/26/14</b>
<b>FT made: 3, vs. Louisville -- 1/22/14</b>
<b>FT attempts: 4, vs. Louisville -- 1/22/14</b>
<b>Minutes: 35, at Houston -- 3/4/14</b>

## Tech Career Highs

<b>Points: 12, at Northwestern -- 12/03/14</b>
<b>Rebounds: 4, Alabama A&amp;M -- 11/18/14 ; IPFW -- 11/21/14</b>
<b>Assists: 7, Alabama A&amp;M -- 11/18/14 ; IPFW -- 11/21/14 ; vs Marquette -- 11/27/14</b>
<b>Steals: 1, 4 times</b>
<b>FG made: 6, at Northwestern -- 12/03/14</b>
<b>FG attempts: 6, Alabama A&amp;M -- 11/18/14 ; at Northwestern -- 12/03/14</b>
<b>3FG made: 1, Alabama A&amp;M -- 11/18/14</b>
<b>3FG attempts: 2, Alabama A&amp;M -- 11/18/14</b>
<b>FT made: 3, IPFW -- 11/21/14 ; vs Rhode Island -- 11/30/14</b>
<b>FT attempts: 6, vs Rhode Island -- 11/30/14</b>
<b>Minutes: 28, Alabama A&amp;M -- 11/18/14</b>

## 5 • Corey Heyward • G • 6-0 • r-So.

- Played 12 minutes and had three steals off the bench against Alabama A&M, and has played in just four games after starting 14 a year ago.
- Point guard who began taking on a larger role last season in the Notre Dame game on 1/11, first off the bench, then as a starter, providing good defense and some key playmaking.
- Started 14 of Tech's last 15 games, averaging 1.5 points and 2.5 rebounds in 25.6 minutes per game ... Also had 31 assists and 18 turnovers in that span.
- Had a 34/17 assist/turnover ratio in ACC regular-season games (45/26 for the season), and was 5-of-9 on 3s ... Zero turnovers in seven of his 15 ACC starts.
- Played in all but one game (DNP vs. Dayton) and made one other start against East Tennessee State.
- Began getting more court time after Travis Jorgenson went down with a knee injury Nov. 20, including 21 minutes against East Tennessee State and 10 against Kennesaw State.
- Sat out the 2012-13 season after tearing the anterior cruciate ligament in his left knee in late June of 2012, had surgery in July ... Re-injured the knee in the fall and underwent a second surgery on Dec. 13, 2012.

## Heyward Career Highs

<b>Points: 6, Boston College -- 2/13/14</b>
<b>Rebounds: 5, at Boston College -- 1/21/14 ; at Syracuse -- 3/4/14</b>
<b>Assists: 5, Boston College -- 2/13/14 ; at Clemson -- 2/4/14</b>
<b>Steals: 3, vs Clemson -- 3/14/14</b>
<b>Blocks: 1, 4 times</b>
<b>FG made: 2, Boston College -- 2/13/14</b>
<b>FG attempts: 4, Boston College -- 2/13/14</b>
<b>3FG made: 2, Boston College -- 2/13/14</b>
<b>3FG attempts: 2, Miss. Valley State -- 11/26/13 ; Boston College -- 2/13/14 ; at Notre Dame -- 2/26/14</b>
<b>FT made: 2, Delaware State -- 11/11/13 ; Duke -- 2/18/14</b>
<b>FT attempts: 2, 6 times</b>
<b>Minutes: 33, Boston College -- 2/13/14</b>

# BIO UPDATES

## 1 • Tadic Jackson • G • 6-2 • Fr.

- Reserve wing guard who has struggled to put the ball in the basket from the outside but has found other ways to score.
- Averaged 13.8 minutes off the bench, averaging 7.0 points, fifth on the team.
- Has two double-digit scoring games, including 12 last time out against Appalachian State.
- Scored season-high 17 points against Marquette in the Orlando Classic, hitting 7-of-15 from the floor and 3-for-8 on threes.
- Scored 12 points total against Rider and Rhode Island, going 10-for-11 from the free throw line to help Tech salt away those wins.
- Tops on the team in free throw percentage at 77.8 percent (21-of-27).
- Eight points and four rebounds in 21 minutes vs. Alabama A&M ... Went 0-for-5 from the floor, but 4-for-4 from the foul line in 10 minutes in his collegiate debut vs. Georgia.
- Top guard in the state of Georgia in the 2014 class ... Came to Tech on the heels of winning a class 6A state championship with Tift County High School and being named all-class Player of the Year in the state.
- Earned all-state honors four straight years, helping Tift County to four regional championships and 101 wins ... Also made the MaxPreps 2013-14 All-America team.
- Left-handed guard with the ability to score in a variety of ways, explode to the basket, create for others, and defend with intensity.

### Jackson Career Highs

<b>Points: 17, vs Marquette -- 11/27/14</b>
<b>Rebounds: 4, Alabama A&amp;M -- 11/18/14; IPFW -- 11/21/14</b>
<b>Assists: 2, USC Upstate -- 12/6/14</b>
<b>Steals: 1, vs Rider -- 11/28/14</b>
<b>FG made: 7, vs Marquette -- 11/27/14</b>
<b>FG attempts: 15, vs Marquette -- 11/27/14</b>
<b>3FG made: 3, vs Marquette -- 11/27/14</b>
<b>3FG attempts: 8, vs Marquette -- 11/27/14</b>
<b>FT made: 6, vs Rider -- 11/28/14</b>
<b>FT attempts: 6, vs Rider -- 11/28/14</b>
<b>Minutes: 21, Alabama A&amp;M -- 11/18/14</b>

## 10 • Travis Jorgenson • G • 6-0 • r-Fr.

- Starting point guard averaging 2.5 points, 2.3 assists and a 18/11 assist/turnover ratio.
- Averaging just 18.4 minutes as coaches continue to regulate his minutes after knee surgery last December ... Played career-high 25 minutes last time out against Appalachian State (3 assists, no turnovers).
- Started Tech's season opener against Georgia - four points, three rebounds, two assists in 22 minutes.
- Started all three games in the Orlando Classic, averaging 15.7 minutes with four assists and three turnovers.
- Was held out of the Alabama A&M game with soreness in his right knee, but returned to play 17 minutes off the bench against IPFW (3-4 FG, 3 assists, season-high 8 points).
- Promising freshman season came to a halt when he injured his knee in the second half against Dayton, the season's fourth game ... Missed the remainder of the season after an MRI on Nov. 21 revealed a torn ACL in his right knee ... Underwent successful surgery Dec. 12.
- Averaged 4.3 points and 2.5 assists in 19.5 minutes per game.

### Jorgenson Career Highs

<b>Points: 8, IPFW -- 11/21/14; Presbyterian -- 11/8/13</b>
<b>Rebounds: 4, Presbyterian -- 11/8/13</b>
<b>Assists: 5, Presbyterian -- 11/8/13; at Northwestern -- 12/03/14</b>
<b>Steals: 4, Presbyterian -- 11/8/13</b>
<b>FG made: 3, IPFW -- 11/21/14</b>
<b>FG attempts: 8, Georgia -- 11/14/14</b>
<b>3FG made: 2, Presbyterian -- 11/8/13</b>
<b>3FG attempts: 3, vs Rhode Island -- 11/30/14; Presbyterian -- 11/8/13</b>
<b>FT made: 3, at Georgia -- 11/15/13</b>
<b>FT attempts: 4, at Georgia -- 11/15/13</b>
<b>Minutes: 25, Appalachian State -- 12/15/14</b>

## 44 • Ben Lammers • C • 6-10 • Fr.

- Averaged seven minutes off the bench in six games, scoring a total of nine points ... Has 10 total rebounds.
- Played 12 minutes last time out against Appalachian State (1-2 FG, 2 rebs) and 13 against Alabama A&M.
- Played seven minutes against Rhode Island, his first action in three games, and grabbed a season-best four rebounds.
- All-state performer and a 3-star prospect who rated the 10th-best overall prospect in the state of Texas according to TexasHoops.com, and the 19th-best center in the nation.
- True center who can rebound in and out of his area, runs the court well, and has improved his ability to step out and make shots.
- Plays big and knows how to use his body to seal defenders in the lane where he can catch and finish around the rim at a high percentage.
- An all-state choice his last three years at Alamo Heights High School for coach Andrew Brewer, and was named the defensive MVP in his school's district all three years.
- In 104 career varsity games, averaged 14.6 points, 9.5 rebounds and 5.0 blocks per game while hitting 71 percent of his shots from the floor ... Holds school records for blocks and rebounds in a season and blocks in a career.

### Lammers Career Highs

<b>Points: 3, Appalachian State -- 12/15/14</b>
<b>Rebounds: 4, vs Rhode Island -- 11/30/14</b>
<b>Steals: 1, Appalachian State -- 12/15/14</b>
<b>Blocks: 2, vs Rhode Island -- 11/30/14</b>
<b>FG made: 1, Georgia -- 11/14/14; IPFW -- 11/21/14; Appalachian State -- 12/15/14</b>
<b>FG attempts: 2, Alabama A&amp;M -- 11/18/14; Appalachian State -- 12/15/14</b>
<b>FT made: 1, Alabama A&amp;M -- 11/18/14; vs Rhode Island -- 11/30/14; Appalachian State -- 12/15/14</b>
<b>FT attempts: 2, Alabama A&amp;M -- 11/18/14; vs Rhode Island -- 11/30/14; Appalachian State -- 12/15/14</b>
<b>Minutes: 13, Alabama A&amp;M -- 11/18/14</b>

## 0 • Charles Mitchell • F • 6-8 • Jr.

- Starting 4-man who ranks 11th in the ACC in rebound average and is No. 2 in offensive rebounds (3.75 per game).
- Third on the team in scoring at 9.6 points and has a team-high 7.2 rebounds while hitting 49.3 percent of his shots from the floor.
- Scored team-high 13 points on 5-of-8 shooting with three blocked shots at Northwestern.
- Averaged 8.7 points and 8.0 rebounds in Orlando, hitting 50 percent from the floor and 6-of-8 from the free throw line.
- Notched two double-doubles this season against Alabama A&M (12 points, 14 boards, 6-for-10 FT) and Rider (15 points, 12 rebounds, 7-10 FG) ... Has seven for his career.
- Came up big in his Tech debut with a career-high 20 points and nine rebounds against Georgia - went 8-of-10 from the floor, 4-of-6 from the free throw line, and had two steals in 27 minutes.
- The performance surpassed his best at Maryland - 19 points vs. Delaware State.
- Has 19 career double-digit scoring games (four this season) and 14 double-digit rebounding games (two this season) in his career.
- Former star at Wheeler High School in Marietta, Ga., who transferred from Maryland and was granted immediate eligibility in 2014-15.
- Averaged 6.0 points and 5.8 rebounds over 70 games, including 17 starts, in two seasons at Maryland.

### Maryland Career Highs

<b>Points: 19, Delaware State -- 12/29/12</b>
<b>Rebounds: 18, at NC State -- 1/20/14</b>
<b>Assists: 3, vs. Iowa -- 4/2/13</b>
<b>Steals: 3, at Wake Forest -- 3/2/13</b>
<b>FG made: 8, Delaware State -- 12/29/12</b>
<b>FG attempts: 15, at Duke -- 2/15/14</b>
<b>FT made: 4, Lafayette -- 11/20/12</b>
<b>FT attempts: 9, Marist -- 11/22/13</b>
<b>Minutes: 31, at Clemson -- 3/2/14</b>

# BIO UPDATES

## Mitchell Tech Career Highs

---

<b>Points:</b> 20, Georgia -- 11/14/14
<b>Rebounds:</b> 14, Alabama A&M -- 11/18/14
<b>Assists:</b> 2, Alabama A&M -- 11/18/14
<b>Steals:</b> 2, Georgia -- 11/14/14
<b>Blocks:</b> 3, at Northwestern -- 12/03/14
<b>FG made:</b> 8, Georgia -- 11/14/14
<b>FG attempts:</b> 10, Georgia -- 11/14/14 ; Alabama A&M -- 11/18/14 ; vs Rider -- 11/28/14
<b>FT made:</b> 6, Alabama A&M -- 11/18/14
<b>FT attempts:</b> 10, Alabama A&M -- 11/18/14
<b>Minutes:</b> 27, Georgia -- 11/14/14 ; Rider -- 11/28/14

---

## 31 • Aaron Peek • F • 6-4 • Sr.

- Non-scholarship forward who joined the team after a tryout prior to the beginning of practice in October, 2011.
- Played in 12 games in his career, including one this season ... Played a career-high four minutes against Alabama State ... Did not score.

## Peek Career Highs

---

<b>Points:</b> 2, East Tennessee State -- 12/7/13
<b>Rebounds:</b> 2, East Tennessee State -- 12/7/13
<b>Steals:</b> 1, Fordham -- 12/29/12
<b>Blocks:</b> 1, Wake Forest -- 1/26/13 ; Fordham -- 12/29/12
<b>FG made:</b> 1, East Tennessee State -- 12/7/13
<b>FG attempts:</b> 2, East Tennessee State -- 12/7/13
<b>3FG attempts:</b> 1, Presbyterian -- 11/8/13 ; Siena -- 11/23/11
<b>Minutes:</b> 4, Alabama State -- 12/17/12

---

## 42 • Rand Rowland • G • 6-7 • So.

- Second year in the program as a non-scholarship player, joining the team in the summer of 2013, did not dress for games last year.
- Made his Tech debut by playing the final two minutes against Appalachian State.
- Works with Tech's big men in practice as part of the Jackets' "Iron Five."
- Versatile athlete who played basketball, golf and tennis and ran cross country at White County High School.
- Played three seasons of basketball for coach Sam Borg, earning second-team all-region honors in 2013.
- Helped carry the golf team to the region 8AAA championship in 2013.

## Rowland Career Highs

---

<b>Minutes:</b> 2, Appalachian State -- 12/15/14
--

---

## 13 • Robert Sampson • F • 6-8 • r-Sr.

- Steadily contributed more each game off the bench, averaging 5.7 points and 6.4 rebounds in 21.2 minutes per game.
- Played his most productive overall game against Appalachian State, scoring 10 points (4-6 FG) with eight rebounds and three assists with one turnover, one block and one steal in 19 minutes.
- Grabbed five or more rebounds in eight games, including a high of nine vs. Marquette.
- Eight blocks and seven steals for the season, No. 2 on the team in each category.
- Ranks 23rd in the ACC in rebound average despite his limited minutes off the bench ... Leads team in fouls (29).
- Scored 11 points at Northwestern, his first double-digit game as a Yellow Jacket, hitting 4-5 FG, and grabbed seven rebounds in season-high 29 minutes.
- Scored nine points (4-6 FG) with six rebounds to help Tech hold off IPFW.
- Scored just three points but grabbed eight rebounds in his Tech debut against Georgia.
- Can step out and hit the three on occasion, and had two big ones in Tech's wins over IPFW and Rhode Island.
- Transfer from East Carolina who started 51 games in his last two years there, and played 96 games total in three years ... Sat out the 2013-14 season.
- Started all 33 games in which he played in 2012-13, averaging a career-best

9.1 points and 9.2 rebounds per game ... Posted 16 double-digit scoring games and ranked 36th national in rebound average.

- Younger of two sons of Naismith Hall of Famer Ralph Sampson who have played college basketball ... Older brother, Ralph III, was a four-year letterwinner at Minnesota.

## East Carolina Career Highs

---

<b>Points:</b> 19, at Marshall, -- 2/11/12
<b>Rebounds:</b> 18, Appalachian State -- 11/20/12
<b>Assists:</b> 4, North Carolina Wesleyan -- 1/5/13
<b>Steals:</b> 3, at Central Florida -- 2/18/12 ; North Carolina Wesleyan -- 1/5/13 ; Houston -- 1/16/13 ; Savannah State -- 3/19/13 ; Rider -- 3/23/13
<b>FG made:</b> 7, at Marshall -- 2/11/12 ; Appalachian State -- 11/20/12
<b>FG attempts:</b> 14, at Massachusetts -- 12/22/12
<b>3FG made:</b> 3, at SMU -- 2/1/12
<b>3FG attempts:</b> 6, at Georgia State -- 11/26/12
<b>FT made:</b> 4, Gardner-Webb -- 12/18/12
<b>FT attempts:</b> 10, Gardner-Webb -- 12/18/12
<b>Minutes:</b> 42, Southern Mississippi -- 2/16/13

---

## Tech Career Highs

---

<b>Points:</b> 11, at Northwestern -- 12/03/14
<b>Rebounds:</b> 9, vs Marquette -- 11/27/14
<b>Assists:</b> 3, Appalachian State -- 12/15/14
<b>Steals:</b> 2, Alabama A&M -- 11/18/14
<b>Blocks:</b> 2, Alabama A&M -- 11/18/14 ; at Northwestern -- 12/03/14 ; USC Upstate -- 12/6/14
<b>FG made:</b> 4, IPFW -- 11/21/14 ; at Northwestern -- 12/03/14 ; Appalachian State -- 12/15/14
<b>FG attempts:</b> 6, 4 times
<b>3FG made:</b> 1, 4 times
<b>3FG attempts:</b> 3, vs Marquette -- 11/27/14
<b>FT made:</b> 3, vs Rhode Island -- 11/30/14
<b>FT attempts:</b> 4, Georgia -- 11/14/14 ; vs Rhode Island -- 11/30/14
<b>Minutes:</b> 29, at Northwestern -- 12/3/14

---

## 12 • Quinton Stephens • F • 6-9 • So.

- Long, slender player who has started every game at the three-spot.
- Tech's biggest surprise of the early season, averaging 8.2 points and 4.3 rebounds per game, though he has leveled off after a sizzling start to the season.
- Has hit 14-of-33 three-point attempts (42.4 pct.), leading the team in both categories ... Made at least one three in eight of Tech's first nine games.
- Posted his first career double-double against IPFW with 13 points (6-for-10 FG) and 10 rebounds ... Scored nine of his points, including his only three, in the final 10 minutes after the Mastodons rallied to within a point in two occasions.
- Had a breakout performance against Georgia with a game-high 22 points, which included six three-point field goals and a 7-of-11 shooting performance.
- Averaged 6.3 points and 4.0 rebounds in Orlando.
- Played in every game but one (DNP vs. Illinois) as a freshman and averaged 12.8 minutes as a frontcourt reserve ... Played minutes at both the 3 and 4 positions.
- Averaged 4.2 points and 2.2 rebounds in ACC games, hitting 38.9 percent FG, 34.2 percent on 3s, in 15.5 minutes per game.

## Stephens Career Highs

---

<b>Points:</b> 22, Georgia -- 11/14/14
<b>Rebounds:</b> 10, IPFW -- 11/21/14
<b>Assists:</b> 4, Pittsburgh -- 1/14/14
<b>Steals:</b> 2, Alabama A&M -- 11/18/14 ; vs Mississippi -- 11/29/13
<b>Blocks:</b> 3, USC Upstate -- 12/6/14
<b>FG made:</b> 7, Georgia -- 11/14/14
<b>FG attempts:</b> 11, Georgia -- 11/14/14 ; vs Marquette -- 11/27/14
<b>3FG made:</b> 6, Georgia -- 11/14/14
<b>3FG attempts:</b> 8, Georgia -- 11/14/14
<b>FT made:</b> 2, 7 times
<b>FT attempts:</b> 3, vs Rhode Island -- 11/30/14
<b>Minutes:</b> 34, IPFW -- 11/21/14

---

# BIO UPDATES

## BRIAN GREGORY

### Head Coach - 4th season at Tech

**B**rian Gregory, who led the University of Dayton to 97 victories over his last four seasons there and worked under Tom Izzo at Michigan State when the Spartans won the 2000 NCAA Championship, was named Georgia Tech's head basketball coach on March 28, 2011.

Gregory is the 13th head coach in Yellow Jacket history.

Gregory coached eight seasons at Dayton where he compiled a record of 172-94 and participated in the NCAA Tournament or NIT five times. His 2003-04 and 2008-09 teams earned NCAA Tournament berths and last season the Flyers captured the NIT crown after beating North Carolina in the championship game.

Gregory has gone about laying the foundation for similar success in the Yellow Jackets' program. Gregory's first season saw Tech score victories over a pair of NCAA Tournament teams in VCU and NC State, both away from home, and defeat Georgia in Athens for the program's first victory there in 35 years.

Tech has won 16 games each of the past two seasons, something the Yellow Jackets have not accomplished in back-to-back years since 2003-04 and only once since the mid-1990s. Tech also has beaten a top-10 team on the road each of the past two seasons (No. 6 Miami in 2013, No. 7 Syracuse in 2014) and won three ACC road games each of the past two years after winning a total of three in the four years before that. If not for a series of significant injuries to five contributing players during the 2013-14 season, the Yellow Jackets could have exhibited significant improvement in the win column as well.

The Yellow Jackets have defeated rival Georgia for four straight years, something Tech hasn't done since the early 1960s, and beaten the Bulldogs twice in a row in Athens for the first time since 1961.

They developed their first All-ACC player in 2014 in center Daniel Miller, who made the all-conference third team in 2014 as well as the ACC All-Defensive team two years in a row.

Three players - Chris Bolden, Marcus Georges-Hunt and Trae Golden - have made the ACC All-Academic team, while Georges-Hunt has been selected twice. All nine of the four-year seniors in the Tech program since Gregory arrived have graduated.

### Gregory as a Head Coach

Season	School	Overall	Conference	Postseason
2003-04	Dayton	24-9	12-4/1st West	NCAA
2004-05	Dayton	18-11	10-6/T2nd West	
2005-06	Dayton	14-17	6-10/T11th	
2006-07	Dayton	19-12	8-8/T7th	
2007-08	Dayton	23-11	8-8/T7th	NIT
2008-09	Dayton	27-8	11-5/T2nd	NCAA Tournament
2009-10	Dayton	25-12	8-8/T7th	NIT Champions
2010-11	Dayton	22-14	7-9/T8th	NIT
<b>Dayton Totals</b>		<b>172-94</b>	<b>70-58</b>	
2011-12	Georgia Tech	11-20	4-12	--
2012-13	Georgia Tech	16-15	6-12	--
2013-14	Georgia Tech	16-17	6-12	--
2014-15	Georgia Tech	7-2	0-0	--
<b>Georgia Tech Totals</b>		<b>50-54</b>	<b>16-36</b>	
<b>Career Totals</b>		<b>222-148</b>	<b>86-94</b>	

### Gregory as an Assistant Coach

- Michigan State (1992-96, 1999-2003)
- Associate head coach under Tom Izzo, 2001-03
- Assistant coach under Tom Izzo, 1999-2000
- Assistant coach under Tom Izzo, 1995
- Assistant coach under Jud Heathcote 1992-94
- 2000 NCAA champions; Two Final Fours
- Northwestern (1997-99) - Assistant coach under Kevin O'Neill
- Toledo (1996-97)

### Personal

- Master of arts in athletic administration at Michigan State, 1992
- Bachelor of arts in secondary education from Oakland University, 1990
- Three-time all-conference selection
- Named Academic All-American in 1990
- Inducted into Oakland University Hall of Fame in 1997
- Attended the U.S. Naval Academy in 1985-86
- Played on the Navy team that featured David Robinson and advanced to the Elite Eight of the NCAA Tournament
- Family: Gregory and his wife, Yvette, have two daughters, Isabella and Elyse

**2014-15 Georgia Tech Basketball**  
**Georgia Tech Combined Team Statistics (as of Dec 15, 2014)**  
**All games**

<b>RECORD:</b>	<b>OVERALL</b>	<b>HOME</b>	<b>AWAY</b>	<b>NEUTRAL</b>
ALL GAMES	7-2	4-1	1-0	2-1
CONFERENCE	0-0	0-0	0-0	0-0
NON-CONFERENCE	7-2	4-1	1-0	2-1

##	Player	gp-gs	min	avg	Total		3-Point		F-Throw		Rebounds				pf	dq	a	to	blk	stl	pts	avg		
					fg-fga	fg%	3fg-fga	3fg%	ft-fta	ft%	off	def	tot	avg										
03	Georges-Hunt, Marcus	9-9	249	27.7	35-81	.432	3-16	.188	30-43	.698	13	30	43	4.8	26	1	14	16	0	15	103	11.4		
04	Cox, Demarco	9-9	228	25.3	39-68	.574	0-0	.000	15-37	.405	21	37	58	6.4	20	0	4	14	10	5	93	10.3		
00	Mitchell, Charles	9-9	206	22.9	33-67	.493	0-0	.000	20-29	.690	32	33	65	7.2	27	0	5	23	5	4	86	9.6		
12	Stephens, Quinton	9-9	232	25.8	27-66	.409	14-33	.424	6-7	.857	15	24	39	4.3	7	0	5	8	5	4	74	8.2		
01	Jackson, Tadic	9-0	124	13.8	19-64	.297	4-32	.125	21-27	.778	5	10	15	1.7	11	0	6	7	0	1	63	7.0		
11	Heath, Josh	9-2	198	22.0	21-38	.553	1-5	.200	11-19	.579	2	12	14	1.6	13	0	39	12	0	4	54	6.0		
02	Bolden, Chris	9-0	132	14.7	19-45	.422	7-27	.259	6-8	.750	1	12	13	1.4	14	0	7	7	2	3	51	5.7		
13	Sampson, Robert	9-0	191	21.2	17-38	.447	4-13	.308	13-26	.500	17	41	58	6.4	29	0	7	14	8	7	51	5.7		
10	Jorgenson, Travis	8-7	147	18.4	7-27	.259	3-14	.214	3-4	.750	1	12	13	1.6	5	0	18	11	0	2	20	2.5		
44	Lammers, Ben	6-0	42	7.0	3-7	.429	0-0	.000	3-6	.500	2	8	10	1.7	3	0	0	2	2	1	9	1.5		
05	Heyward, Corey	4-0	30	7.5	1-2	.500	0-1	.000	1-2	.500	0	1	1	0.3	3	0	0	2	0	3	3	0.8		
34	Gueye, Abdoulaye	4-0	14	3.5	1-2	.500	0-0	.000	0-0	.000	2	0	2	0.5	2	0	0	5	1	2	2	0.5		
42	Rowland, Rand	1-0	2	2.0	0-0	.000	0-0	.000	0-0	.000	0	0	0	0.0	1	0	0	0	0	0	0	0.0		
31	Peek, Aaron	1-0	2	2.0	0-0	.000	0-0	.000	0-0	.000	0	0	0	0.0	0	0	0	0	0	0	0	0.0		
32	Doyle, Brooks	1-0	3	3.0	0-1	.000	0-0	.000	0-0	.000	0	0	0	0.0	0	0	0	1	0	0	0	0.0		
Team											15	15	30											
Total.....		9	1800	222-506		.439	36-141	.255	129-208	.620	126	235	361	40.1	161	1	105	123	33	51	609	67.7		
Opponents.....		9	1800	192-469		.409	51-184	.277	114-169	.675	69	194	263	29.2	194	2	100	118	29	57	549	61.0		

<b>TEAM STATISTICS</b>	<b>GT</b>	<b>OPP</b>	<b>Date</b>	<b>Opponent</b>	<b>Score</b>	<b>Att.</b>
SCORING	609	549	11/14/14	GEORGIA	w 80-73	8127
Points per game	67.7	61.0	11/18/14	ALABAMA A&M	w 66-46	4722
Scoring margin	+6.7	-	11/21/14	IPFW	w 78-69	5297
FIELD GOALS-ATT	222-506	192-469	11/27/14	vs Marquette	L 70-72	3216
Field goal pct	.439	.409	11/28/14	vs Rider	w 61-54	3449
3 POINT FG-ATT	36-141	51-184	11/30/14	vs Rhode Island	w 64-61	4842
3-point FG pct	.255	.277	12/03/14	at Northwestern	w 66-58	6133
3-pt FG made per game	4.0	5.7	12/6/14	USC UPSTATE	L 54-59	4901
FREE THROWS-ATT	129-208	114-169	12/15/14	APPALACHIAN STATE	w 70-57	4961
Free throw pct	.620	.675	* = Conference game			
F-Throws made per game	14.3	12.7				
REBOUNDS	361	263				
Rebounds per game	40.1	29.2				
Rebounding margin	+10.9	-				
ASSISTS	105	100				
Assists per game	11.7	11.1				
TURNOVERS	123	118				
Turnovers per game	13.7	13.1				
Turnover margin	-0.6	-				
Assist/turnover ratio	0.9	0.8				
STEALS	51	57				
Steals per game	5.7	6.3				
BLOCKS	33	29				
Blocks per game	3.7	3.2				
ATTENDANCE	28008	17640				
Home games-Avg/Game	5-5602	1-6133				
Neutral site-Avg/Game	-	3-3836				

<b>Score by Periods</b>	<b>1st</b>	<b>2nd</b>	<b>Totals</b>
Georgia Tech	293	316	609
Opponents	226	323	549

**2014-15 Georgia Tech Basketball**  
**Georgia Tech Points-Rebounds-Assists (as of Dec 15, 2014)**  
**All games**

Opponent	Date	Score		00	01	02	03	04	05	10
				MITCHELL,C	JACKSON,TA	BOLDEN,CHR	GEORGES-HU	COX,DEMARC	HEYWARD,CO	JORGENSON,
GEORGIA	11/14/14	80-73	w	20-9-0	4-0-0	3-1-1	11-4-5	10-8-1	DNP	4-3-2
ALABAMA A&M	11/18/14	66-46	w	12-14-2	8-4-0	7-0-0	8-5-0	13-3-0	0-0-0	DNP
IPFW	11/21/14	78-69	w	6-4-0	3-4-1	0-0-0	13-5-1	15-7-0	DNP	8-0-3
vs Marquette	11/27/14	70-72	L	7-8-1	17-3-1	6-2-0	14-4-2	7-8-0	DNP	0-2-1
vs Rider	11/28/14	61-54	w	15-12-0	8-0-0	7-0-0	10-6-1	10-8-0	0-0-0	0-3-2
vs Rhode Island	11/30/14	64-61	w	4-4-1	4-0-1	5-0-0	16-4-2	11-6-1	DNP	3-2-1
at Northwestern	12/03/14	66-58	w	13-4-1	0-0-0	9-4-0	8-3-1	6-5-1	2-0-0	3-1-5
USC UPSTATE	12/6/14	54-59	L	6-7-0	7-3-2	10-4-4	8-7-0	8-8-1	DNP	0-1-1
APPALACHIAN STATE	12/15/14	70-57	w	3-3-0	12-1-1	4-2-2	15-5-2	13-5-0	1-1-0	2-1-3

Opponent	Date	Score		11	12	13	31	32	34	42
				HEATH,JOSH	STEPHENS,Q	SAMPSON,RO	PEEK,AARON	DOYLE,BROO	GUEYE,ABDO	ROWLAND,RA
GEORGIA	11/14/14	80-73	w	1-0-4	22-5-0	3-8-0	DNP	DNP	DNP	DNP
ALABAMA A&M	11/18/14	66-46	w	7-4-7	7-3-0	1-6-0	DNP	DNP	2-1-0	DNP
IPFW	11/21/14	78-69	w	9-4-7	13-10-1	9-6-2	DNP	DNP	0-0-0	DNP
vs Marquette	11/27/14	70-72	L	6-2-7	7-2-0	6-9-1	DNP	DNP	DNP	DNP
vs Rider	11/28/14	61-54	w	4-0-2	5-5-0	2-7-0	DNP	DNP	DNP	DNP
vs Rhode Island	11/30/14	64-61	w	7-1-2	7-5-1	6-2-0	DNP	DNP	DNP	DNP
at Northwestern	12/03/14	66-58	w	12-3-5	2-3-2	11-7-0	DNP	DNP	DNP	DNP
USC UPSTATE	12/6/14	54-59	L	6-0-2	6-5-1	3-5-1	DNP	DNP	0-1-0	DNP
APPALACHIAN STATE	12/15/14	70-57	w	2-0-3	5-1-0	10-8-3	0-0-0	0-0-0	0-0-0	0-0-0

44

Opponent	Date	Score		44
				LAMMERS,BE
GEORGIA	11/14/14	80-73	w	2-1-0
ALABAMA A&M	11/18/14	66-46	w	1-2-0
IPFW	11/21/14	78-69	w	2-0-0
vs Marquette	11/27/14	70-72	L	DNP
vs Rider	11/28/14	61-54	w	DNP
vs Rhode Island	11/30/14	64-61	w	1-4-0
at Northwestern	12/03/14	66-58	w	0-1-0
USC UPSTATE	12/6/14	54-59	L	DNP
APPALACHIAN STATE	12/15/14	70-57	w	3-2-0



**2014-15 Georgia Tech Basketball**  
**Georgia Tech Team Game-by-Game Comparison (as of Dec 15, 2014)**  
**All games**

Opponent	1st	2nd	Score	Mar	Total FG	FG Pct	3-Pointers	3FG Pct	Free Throws	FT Pct	Rebounds	Assist	T/Over	Block	Steal	Fouls
GEORGIA	42/32	38/41	80-73	+7	28-63/26-62	.444/.419	7-19/5-20	.368/.250	17-27/16-21	.630/.762	41/36 +5	13/16	12/12	5/5	7/7	18/23
ALABAMA A&M	34/20	32/26	66-46	+20	24-56/17-47	.429/.362	3-16/7-26	.188/.269	15-27/5-12	.556/.417	45/26 +19	9/8	14/20	2/4	11/5	17/22
IPFW	32/26	46/43	78-69	+9	31-59/24-55	.525/.436	5-13/7-18	.385/.389	11-25/14-28	.440/.500	43/26 +17	15/14	12/9	3/2	4/4	21/19
Marquette	31/29	39/43	70-72	(2)	28-63/20-47	.444/.426	7-24/9-22	.292/.409	7-11/23-32	.636/.719	41/29 +12	13/7	16/13	3/2	4/10	23/17
Rider	30/30	31/24	61-54	+7	22-58/21-51	.379/.412	2-15/3-19	.133/.158	15-20/9-14	.750/.643	49/26 +23	5/9	12/8	3/2	5/8	15/18
Rhode Island	29/18	35/43	64-61	+3	19-42/22-50	.452/.440	5-9/3-16	.556/.188	21-31/14-18	.677/.778	30/29 +1	9/11	18/16	2/2	8/7	20/25
Northwestern	31/18	35/40	66-58	+8	25-55/23-55	.455/.418	2-9/4-23	.222/.174	14-18/8-14	.778/.571	35/35 -	15/14	11/12	6/6	4/3	16/22
USC UPSTATE	28/28	26/31	54-59	(5)	20-54/16-53	.370/.302	3-21/10-26	.143/.385	11-20/17-22	.550/.773	42/30 +12	12/11	17/11	6/3	5/10	16/23
APPALACHIAN STATE	36/25	34/32	70-57	+13	25-56/23-49	.446/.469	2-15/3-14	.133/.214	18-29/8-8	.621/1000	35/26 +9	14/10	11/17	3/3	3/3	15/25

Note: Game totals are displayed in the format TEAM/OPPONENT for each category

**2014-15 Georgia Tech Basketball**  
**Georgia Tech Individual Game-by-Game (as of Dec 15, 2014)**  
**All games**

**#00 Mitchell, Charles**

Opponent	Date	gs	min	Total		3-Pointers		Free throws		Rebounds				pf	a	t/o	blk	stl	pts	avg	
				fg-fga	pct	3fg-fga	pct	ft-fa	pct	off	def	tot	avg								
GEORGIA	11/14/14	*	27	8-10	.800	0-0	.000	4-6	.667	3	6	9	9.0	3	0	3	1	2	20	20.0	
ALABAMA A&M	11/18/14	*	23	3-10	.300	0-0	.000	6-10	.600	9	5	14	11.5	4	2	5	0	0	12	16.0	
IPFW	11/21/14	*	16	3-7	.429	0-0	.000	0-0	.000	3	1	4	9.0	4	0	2	0	1	6	12.7	
vs Marquette	11/27/14	*	25	2-5	.400	0-0	.000	3-4	.750	5	3	8	8.8	4	1	3	1	0	7	11.3	
vs Rider	11/28/14	*	27	7-10	.700	0-0	.000	1-2	.500	4	8	12	9.4	3	0	1	0	0	15	12.0	
vs Rhode Island	11/30/14	*	24	1-5	.200	0-0	.000	2-2	1.000	2	2	4	8.5	3	1	2	0	1	4	10.7	
at Northwestern	12/03/14	*	24	5-8	.625	0-0	.000	3-3	1.000	2	2	4	7.9	3	1	2	3	0	13	11.0	
USC UPSTATE	12/6/14	*	25	3-5	.600	0-0	.000	0-0	.000	2	5	7	7.8	3	0	5	0	0	6	10.4	
APPALACHIAN STATE	12/15/14	*	15	1-7	.143	0-0	.000	1-2	.500	2	1	3	7.2	0	0	0	0	0	3	9.6	
<b>Totals</b>			<b>9</b>	<b>206</b>	<b>33-67</b>	<b>.493</b>	<b>0-0</b>	<b>.000</b>	<b>20-29</b>	<b>.690</b>	<b>32</b>	<b>33</b>	<b>65</b>	<b>7.2</b>	<b>27</b>	<b>5</b>	<b>23</b>	<b>5</b>	<b>4</b>	<b>86</b>	<b>9.6</b>

Games played: 9  
Minutes/game: 22.9  
Points/game: 9.6  
FG Pct: 49.3  
FT Pct: 69.0

Rebounds/game: 7.2  
Assists/game: 0.6  
Turnovers/game: 2.6  
Assist/turnover ratio: 0.2  
Steals/game: 0.4  
Blocks/game: 0.6

**#01 Jackson, Tadic**

Opponent	Date	gs	min	Total		3-Pointers		Free throws		Rebounds				pf	a	t/o	blk	stl	pts	avg	
				fg-fga	pct	3fg-fga	pct	ft-fa	pct	off	def	tot	avg								
GEORGIA	11/14/14		10	0-5	.000	0-3	.000	4-4	1.000	0	0	0	0.0	2	0	0	0	0	4	4.0	
ALABAMA A&M	11/18/14		21	3-11	.273	0-6	.000	2-2	1.000	0	4	4	2.0	0	0	1	0	0	8	6.0	
IPFW	11/21/14		10	1-6	.167	0-2	.000	1-2	.500	1	3	4	2.7	1	1	0	0	0	3	5.0	
vs Marquette	11/27/14		17	7-15	.467	3-8	.375	0-1	.000	3	0	3	2.8	3	1	1	0	0	17	8.0	
vs Rider	11/28/14		13	1-3	.333	0-2	.000	6-6	1.000	0	0	0	2.2	0	0	1	0	1	8	8.0	
vs Rhode Island	11/30/14		15	0-2	.000	0-0	.000	4-5	.800	0	0	0	1.8	2	1	2	0	0	4	7.3	
at Northwestern	12/03/14		5	0-3	.000	0-0	.000	0-0	.000	0	0	0	1.6	1	0	1	0	0	0	6.3	
USC UPSTATE	12/6/14		17	3-8	.375	0-4	.000	1-3	.333	1	2	3	1.8	1	2	1	0	0	7	6.4	
APPALACHIAN STATE	12/15/14		16	4-11	.364	1-7	.143	3-4	.750	0	1	1	1.7	1	1	0	0	0	12	7.0	
<b>Totals</b>			<b>0</b>	<b>124</b>	<b>19-64</b>	<b>.297</b>	<b>4-32</b>	<b>.125</b>	<b>21-27</b>	<b>.778</b>	<b>5</b>	<b>10</b>	<b>15</b>	<b>1.7</b>	<b>11</b>	<b>6</b>	<b>7</b>	<b>0</b>	<b>1</b>	<b>63</b>	<b>7.0</b>

Games played: 9  
Minutes/game: 13.8  
Points/game: 7.0  
FG Pct: 29.7  
3FG Pct: 12.5  
FT Pct: 77.8

Rebounds/game: 1.7  
Assists/game: 0.7  
Turnovers/game: 0.8  
Assist/turnover ratio: 0.9  
Steals/game: 0.1

**#02 Bolden, Chris**

Opponent	Date	gs	min	Total		3-Pointers		Free throws		Rebounds				pf	a	t/o	blk	stl	pts	avg	
				fg-fga	pct	3fg-fga	pct	ft-fa	pct	off	def	tot	avg								
GEORGIA	11/14/14		16	1-4	.250	1-3	.333	0-0	.000	0	1	1	1.0	1	1	0	0	0	3	3.0	
ALABAMA A&M	11/18/14		13	3-5	.600	1-3	.333	0-0	.000	0	0	0	0.5	1	0	1	0	0	7	5.0	
IPFW	11/21/14		8	0-3	.000	0-2	.000	0-0	.000	0	0	0	0.3	1	0	1	0	0	0	3.3	
vs Marquette	11/27/14		14	2-2	1.000	2-2	1.000	0-0	.000	0	2	2	0.8	1	0	1	1	0	6	4.0	
vs Rider	11/28/14		13	3-8	.375	1-5	.200	0-0	.000	0	0	0	0.6	2	0	0	0	0	7	4.6	
vs Rhode Island	11/30/14		14	2-3	.667	1-2	.500	0-0	.000	0	0	0	0.5	4	0	1	0	1	5	4.7	
at Northwestern	12/03/14		16	2-6	.333	0-3	.000	5-6	.833	0	4	4	1.0	0	0	0	0	0	9	5.3	
USC UPSTATE	12/6/14		19	4-9	.444	1-6	.167	1-2	.500	1	3	4	1.4	3	4	1	0	2	10	5.9	
APPALACHIAN STATE	12/15/14		19	2-5	.400	0-1	.000	0-0	.000	0	2	2	1.4	1	2	2	1	0	4	5.7	
<b>Totals</b>			<b>0</b>	<b>132</b>	<b>19-45</b>	<b>.422</b>	<b>7-27</b>	<b>.259</b>	<b>6-8</b>	<b>.750</b>	<b>1</b>	<b>12</b>	<b>13</b>	<b>1.4</b>	<b>14</b>	<b>7</b>	<b>7</b>	<b>2</b>	<b>3</b>	<b>51</b>	<b>5.7</b>

Games played: 9  
Minutes/game: 14.7  
Points/game: 5.7  
FG Pct: 42.2  
3FG Pct: 25.9  
FT Pct: 75.0

Rebounds/game: 1.4  
Assists/game: 0.8  
Turnovers/game: 0.8  
Assist/turnover ratio: 1.0  
Steals/game: 0.3  
Blocks/game: 0.2

**2014-15 Georgia Tech Basketball**  
**Georgia Tech Individual Game-by-Game (as of Dec 15, 2014)**  
**All games**

**#03 Georges-Hunt, Marcus**

Opponent	Date	gs	min	Total		3-Pointers		Free throws		Rebounds				pf	a	t/o	blk	stl	pts	avg	
				fg-fga	pct	3fg-fga	pct	ft-fta	pct	off	def	tot	avg								
GEORGIA	11/14/14	*	32	5-9	.556	0-0	.000	1-5	.200	1	3	4	4.0	2	5	1	0	3	11	11.0	
ALABAMA A&M	11/18/14	*	27	2-6	.333	0-2	.000	4-6	.667	1	4	5	4.5	0	0	0	0	2	8	9.5	
IPFW	11/21/14	*	28	5-10	.500	2-3	.667	1-1	1.000	1	4	5	4.7	5	1	1	0	0	13	10.7	
vs Marquette	11/27/14	*	23	7-13	.538	0-3	.000	0-0	.000	0	4	4	4.5	4	2	3	0	1	14	11.5	
vs Rider	11/28/14	*	34	2-8	.250	0-0	.000	6-8	.750	3	3	6	4.8	1	1	1	0	0	10	11.2	
vs Rhode Island	11/30/14	*	34	6-13	.462	1-2	.500	3-3	1.000	1	3	4	4.7	4	2	4	0	5	16	12.0	
at Northwestern	12/03/14	*	25	2-7	.286	0-1	.000	4-6	.667	2	1	3	4.4	3	1	1	0	2	8	11.4	
USC UPSTATE	12/6/14	*	25	2-5	.400	0-2	.000	4-5	.800	2	5	7	4.8	3	0	2	0	2	8	11.0	
APPALACHIAN STATE	12/15/14	*	21	4-10	.400	0-3	.000	7-9	.778	2	3	5	4.8	4	2	3	0	0	15	11.4	
Totals			9	249	35-81	.432	3-16	.188	30-43	.698	13	30	43	4.8	26	14	16	0	15	103	11.4

Games played: 9  
Minutes/game: 27.7  
Points/game: 11.4  
FG Pct: 43.2  
3FG Pct: 18.8  
FT Pct: 69.8

Rebounds/game: 4.8  
Assists/game: 1.6  
Turnovers/game: 1.8  
Assist/turnover ratio: 0.9  
Steals/game: 1.7

**#04 Cox, Demarco**

Opponent	Date	gs	min	Total		3-Pointers		Free throws		Rebounds				pf	a	t/o	blk	stl	pts	avg	
				fg-fga	pct	3fg-fga	pct	ft-fta	pct	off	def	tot	avg								
GEORGIA	11/14/14	*	25	4-9	.444	0-0	.000	2-2	1.000	3	5	8	8.0	3	1	0	4	0	10	10.0	
ALABAMA A&M	11/18/14	*	22	6-8	.750	0-0	.000	1-4	.250	3	0	3	5.5	2	0	2	0	0	13	11.5	
IPFW	11/21/14	*	30	5-7	.714	0-0	.000	5-13	.385	2	5	7	6.0	2	0	0	2	1	15	12.7	
vs Marquette	11/27/14	*	25	3-5	.600	0-0	.000	1-2	.500	3	5	8	6.5	2	0	5	0	1	7	11.3	
vs Rider	11/28/14	*	25	4-9	.444	0-0	.000	2-3	.667	3	5	8	6.8	2	0	2	2	1	10	11.0	
vs Rhode Island	11/30/14	*	27	4-6	.667	0-0	.000	3-6	.500	1	5	6	6.7	1	1	2	0	0	11	11.0	
at Northwestern	12/03/14	*	23	3-8	.375	0-0	.000	0-0	.000	1	4	5	6.4	4	1	2	1	1	6	10.3	
USC UPSTATE	12/6/14	*	28	4-9	.444	0-0	.000	0-3	.000	3	5	8	6.6	3	1	0	1	0	8	10.0	
APPALACHIAN STATE	12/15/14	*	23	6-7	.857	0-0	.000	1-4	.250	2	3	5	6.4	1	0	1	0	1	13	10.3	
Totals			9	228	39-68	.574	0-0	.000	15-37	.405	21	37	58	6.4	20	4	14	10	5	93	10.3

Games played: 9  
Minutes/game: 25.3  
Points/game: 10.3  
FG Pct: 57.4  
FT Pct: 40.5

Rebounds/game: 6.4  
Assists/game: 0.4  
Turnovers/game: 1.6  
Assist/turnover ratio: 0.3  
Steals/game: 0.6  
Blocks/game: 1.1

**#05 Heyward, Corey**

Opponent	Date	gs	min	Total		3-Pointers		Free throws		Rebounds				pf	a	t/o	blk	stl	pts	avg
				fg-fga	pct	3fg-fga	pct	ft-fta	pct	off	def	tot	avg							
ALABAMA A&M	11/18/14		12	0-0	.000	0-0	.000	0-0	.000	0	0	0	0.0	1	0	2	0	3	0	0.0
vs Rider	11/28/14		3	0-1	.000	0-1	.000	0-0	.000	0	0	0	0.0	0	0	0	0	0	0	0.0
at Northwestern	12/03/14		7	1-1	1.000	0-0	.000	0-0	.000	0	0	0	0.0	2	0	0	0	0	2	0.7
APPALACHIAN STATE	12/15/14		8	0-0	.000	0-0	.000	1-2	.500	0	1	1	0.3	0	0	0	0	0	1	0.8
Totals			0	30	1-2	.500	0-1	.000	1-2	.500	0	1	1	0.3	3	0	2	0	3	0.8

Games played: 4  
Minutes/game: 7.5  
Points/game: 0.8  
FG Pct: 50.0  
3FG Pct: 0.0  
FT Pct: 50.0

Rebounds/game: 0.3  
Turnovers/game: 0.5  
Steals/game: 0.8

**2014-15 Georgia Tech Basketball**  
**Georgia Tech Individual Game-by-Game (as of Dec 15, 2014)**  
**All games**

**#10 Jorgenson, Travis**

Opponent	Date	gs	min	Total		3-Pointers		Free throws		Rebounds				pf	a	t/o	blk	stl	pts	avg	
				fg-fga	pct	3fg-fga	pct	ft-fa	pct	off	def	tot	avg								
GEORGIA	11/14/14	*	22	1-8	.125	0-2	.000	2-2	1.000	1	2	3	3.0	0	2	2	0	0	4	4.0	
IPFW	11/21/14		17	3-4	.750	1-1	1.000	1-2	.500	0	0	0	1.5	1	3	3	0	0	8	6.0	
vs Marquette	11/27/14	*	14	0-1	.000	0-0	.000	0-0	.000	0	2	2	1.7	2	1	1	0	1	0	4.0	
vs Rider	11/28/14	*	17	0-2	.000	0-2	.000	0-0	.000	0	3	3	2.0	2	2	1	0	1	0	3.0	
vs Rhode Island	11/30/14	*	16	1-3	.333	1-3	.333	0-0	.000	0	2	2	2.0	0	1	1	0	0	3	3.0	
at Northwestern	12/03/14	*	21	1-4	.250	1-2	.500	0-0	.000	0	1	1	1.8	0	5	1	0	0	3	3.0	
USC UPSTATE	12/6/14	*	15	0-2	.000	0-2	.000	0-0	.000	0	1	1	1.7	0	1	2	0	0	0	2.6	
APPALACHIAN STATE	12/15/14	*	25	1-3	.333	0-2	.000	0-0	.000	0	1	1	1.6	0	3	0	0	0	2	2.5	
Totals			7	147	7-27	.259	3-14	.214	3-4	.750	1	12	13	1.6	5	18	11	0	2	20	2.5

Games played: 8  
Minutes/game: 18.4  
Points/game: 2.5  
FG Pct: 25.9  
3FG Pct: 21.4  
FT Pct: 75.0

Rebounds/game: 1.6  
Assists/game: 2.3  
Turnovers/game: 1.4  
Assist/turnover ratio: 1.6  
Steals/game: 0.3

**#11 Heath, Josh**

Opponent	Date	gs	min	Total		3-Pointers		Free throws		Rebounds				pf	a	t/o	blk	stl	pts	avg	
				fg-fga	pct	3fg-fga	pct	ft-fa	pct	off	def	tot	avg								
GEORGIA	11/14/14		18	0-2	.000	0-1	.000	1-2	.500	0	0	0	0.0	3	4	1	0	1	1	1.0	
ALABAMA A&M	11/18/14	*	28	3-6	.500	1-2	.500	0-1	.000	0	4	4	2.0	3	7	0	0	1	7	4.0	
IPFW	11/21/14	*	24	3-5	.600	0-0	.000	3-4	.750	1	3	4	2.7	0	7	0	0	0	9	5.7	
vs Marquette	11/27/14		26	2-5	.400	0-1	.000	2-2	1.000	1	1	2	2.5	4	7	1	0	0	6	5.8	
vs Rider	11/28/14		23	2-4	.500	0-1	.000	0-1	.000	0	0	0	2.0	0	2	1	0	1	4	5.4	
vs Rhode Island	11/30/14		24	2-4	.500	0-0	.000	3-6	.500	0	1	1	1.8	0	2	4	0	1	7	5.7	
at Northwestern	12/03/14		19	6-6	1.000	0-0	.000	0-1	.000	0	3	3	2.0	0	5	0	0	0	12	6.6	
USC UPSTATE	12/6/14		25	2-4	.500	0-0	.000	2-2	1.000	0	0	0	1.8	1	2	3	0	0	6	6.5	
APPALACHIAN STATE	12/15/14		11	1-2	.500	0-0	.000	0-0	.000	0	0	0	1.6	2	3	2	0	0	2	6.0	
Totals			2	198	21-38	.553	1-5	.200	11-19	.579	2	12	14	1.6	13	39	12	0	4	54	6.0

Games played: 9  
Minutes/game: 22.0  
Points/game: 6.0  
FG Pct: 55.3  
3FG Pct: 20.0  
FT Pct: 57.9

Rebounds/game: 1.6  
Assists/game: 4.3  
Turnovers/game: 1.3  
Assist/turnover ratio: 3.3  
Steals/game: 0.4

**#12 Stephens, Quinton**

Opponent	Date	gs	min	Total		3-Pointers		Free throws		Rebounds				pf	a	t/o	blk	stl	pts	avg	
				fg-fga	pct	3fg-fga	pct	ft-fa	pct	off	def	tot	avg								
GEORGIA	11/14/14	*	26	7-11	.636	6-8	.750	2-2	1.000	3	2	5	5.0	0	0	3	0	0	22	22.0	
ALABAMA A&M	11/18/14	*	21	3-7	.429	1-3	.333	0-0	.000	2	1	3	4.0	1	0	1	0	2	7	14.5	
IPFW	11/21/14	*	34	6-10	.600	1-3	.333	0-0	.000	3	7	10	6.0	2	1	1	0	1	13	14.0	
vs Marquette	11/27/14	*	30	3-11	.273	1-7	.143	0-0	.000	1	1	2	5.0	0	0	1	0	0	7	12.3	
vs Rider	11/28/14	*	21	2-7	.286	1-3	.333	0-0	.000	2	3	5	5.0	1	0	1	1	1	5	10.8	
vs Rhode Island	11/30/14	*	27	2-4	.500	1-1	1.000	2-3	.667	2	3	5	5.0	2	1	0	0	0	7	10.2	
at Northwestern	12/03/14	*	29	1-6	.167	0-2	.000	0-0	.000	0	3	3	4.7	0	2	0	0	0	2	9.0	
USC UPSTATE	12/6/14	*	23	2-8	.250	2-5	.400	0-0	.000	2	3	5	4.8	1	1	1	3	0	6	8.6	
APPALACHIAN STATE	12/15/14	*	21	1-2	.500	1-1	1.000	2-2	1.000	0	1	1	4.3	0	0	0	1	0	5	8.2	
Totals			9	232	27-66	.409	14-33	.424	6-7	.857	15	24	39	4.3	7	5	8	5	4	74	8.2

Games played: 9  
Minutes/game: 25.8  
Points/game: 8.2  
FG Pct: 40.9  
3FG Pct: 42.4  
FT Pct: 85.7

Rebounds/game: 4.3  
Assists/game: 0.6  
Turnovers/game: 0.9  
Assist/turnover ratio: 0.6  
Steals/game: 0.4  
Blocks/game: 0.6

**2014-15 Georgia Tech Basketball**  
**Georgia Tech Individual Game-by-Game (as of Dec 15, 2014)**  
**All games**

**#13 Sampson, Robert**

Opponent	Date	gs	min	Total		3-Pointers		Free throws		Rebounds				pf	a	t/o	blk	stl	pts	avg
				fg-fga	pct	3fg-fga	pct	ft-fta	pct	off	def	tot	avg							
GEORGIA	11/14/14		19	1-4	.250	0-2	.000	1-4	.250	3	5	8	8.0	4	0	1	0	1	3	3.0
ALABAMA A&M	11/18/14		14	0-0	.000	0-0	.000	1-2	.500	2	4	6	7.0	4	0	0	2	2	1	2.0
IPFW	11/21/14		28	4-6	.667	1-2	.500	0-3	.000	1	5	6	6.7	3	2	3	0	1	9	4.3
vs Marquette	11/27/14		26	2-6	.333	1-3	.333	1-2	.500	3	6	9	7.3	3	1	0	1	1	6	4.8
vs Rider	11/28/14		24	1-6	.167	0-1	.000	0-0	.000	4	3	7	7.2	4	0	4	0	0	2	4.2
vs Rhode Island	11/30/14		12	1-2	.500	1-1	1.000	3-4	.750	0	2	2	6.3	4	0	2	0	0	6	4.5
at Northwestern	12/03/14		29	4-5	.800	1-1	1.000	2-2	1.000	1	6	7	6.4	3	0	3	2	1	11	5.4
USC UPSTATE	12/6/14		20	0-3	.000	0-2	.000	3-5	.600	1	4	5	6.3	1	1	0	2	0	3	5.1
APPALACHIAN STATE	12/15/14		19	4-6	.667	0-1	.000	2-4	.500	2	6	8	6.4	3	3	1	1	1	10	5.7
Totals		0	191	17-38	.447	4-13	.308	13-26	.500	17	41	58	6.4	29	7	14	8	7	51	5.7

Games played: 9  
Minutes/game: 21.2  
Points/game: 5.7  
FG Pct: 44.7  
3FG Pct: 30.8  
FT Pct: 50.0

Rebounds/game: 6.4  
Assists/game: 0.8  
Turnovers/game: 1.6  
Assist/turnover ratio: 0.5  
Steals/game: 0.8  
Blocks/game: 0.9

**#31 Peek, Aaron**

Opponent	Date	gs	min	Total		3-Pointers		Free throws		Rebounds				pf	a	t/o	blk	stl	pts	avg
				fg-fga	pct	3fg-fga	pct	ft-fta	pct	off	def	tot	avg							
APPALACHIAN STATE	12/15/14		2	0-0	.000	0-0	.000	0-0	.000	0	0	0	0.0	0	0	0	0	0	0	0.0
Totals		0	2	0-0	.000	0-0	.000	0-0	.000	0	0	0	0.0	0	0	0	0	0	0	0.0

Games played: 1  
Minutes/game: 2.0

**#32 Doyle, Brooks**

Opponent	Date	gs	min	Total		3-Pointers		Free throws		Rebounds				pf	a	t/o	blk	stl	pts	avg
				fg-fga	pct	3fg-fga	pct	ft-fta	pct	off	def	tot	avg							
APPALACHIAN STATE	12/15/14		3	0-1	.000	0-0	.000	0-0	.000	0	0	0	0.0	0	0	1	0	0	0	0.0
Totals		0	3	0-1	.000	0-0	.000	0-0	.000	0	0	0	0.0	0	0	1	0	0	0	0.0

Games played: 1  
Minutes/game: 3.0  
FG Pct: 0.0

Turnovers/game: 1.0

**2014-15 Georgia Tech Basketball**  
**Georgia Tech Individual Game-by-Game (as of Dec 15, 2014)**  
**All games**

**#34 Gueye, Abdoulaye**

Opponent	Date	gs	min	Total		3-Pointers		Free throws		Rebounds				pf	a	t/o	blk	stl	pts	avg
				fg-fga	pct	3fg-fga	pct	ft-fta	pct	off	def	tot	avg							
ALABAMA A&M	11/18/14		6	1-1	1.000	0-0	.000	0-0	.000	1	0	1	1.0	0	0	1	0	1	2	2.0
IPFW	11/21/14		2	0-0	.000	0-0	.000	0-0	.000	0	0	0	0.5	1	0	1	1	0	0	1.0
USC UPSTATE	12/6/14		3	0-1	.000	0-0	.000	0-0	.000	1	0	1	0.7	0	0	2	0	1	0	0.7
APPALACHIAN STATE	12/15/14		3	0-0	.000	0-0	.000	0-0	.000	0	0	0	0.5	1	0	1	0	0	0	0.5
Totals		0	14	1-2	.500	0-0	.000	0-0	.000	2	0	2	0.5	2	0	5	1	2	2	0.5

Games played: 4  
Minutes/game: 3.5  
Points/game: 0.5  
FG Pct: 50.0

Rebounds/game: 0.5  
Turnovers/game: 1.3  
Steals/game: 0.5  
Blocks/game: 0.3

**#42 Rowland, Rand**

Opponent	Date	gs	min	Total		3-Pointers		Free throws		Rebounds				pf	a	t/o	blk	stl	pts	avg
				fg-fga	pct	3fg-fga	pct	ft-fta	pct	off	def	tot	avg							
APPALACHIAN STATE	12/15/14		2	0-0	.000	0-0	.000	0-0	.000	0	0	0	0.0	1	0	0	0	0	0	0.0
Totals		0	2	0-0	.000	0-0	.000	0-0	.000	0	0	0	0.0	1	0	0	0	0	0	0.0

Games played: 1  
Minutes/game: 2.0

**#44 Lammers, Ben**

Opponent	Date	gs	min	Total		3-Pointers		Free throws		Rebounds				pf	a	t/o	blk	stl	pts	avg
				fg-fga	pct	3fg-fga	pct	ft-fta	pct	off	def	tot	avg							
GEORGIA	11/14/14		5	1-1	1.000	0-0	.000	0-0	.000	0	1	1	1.0	0	0	1	0	0	2	2.0
ALABAMA A&M	11/18/14		13	0-2	.000	0-0	.000	1-2	.500	1	1	2	1.5	1	0	1	0	0	1	1.5
IPFW	11/21/14		3	1-1	1.000	0-0	.000	0-0	.000	0	0	0	1.0	1	0	0	0	0	2	1.7
vs Rhode Island	11/30/14		7	0-0	.000	0-0	.000	1-2	.500	1	3	4	1.8	0	0	0	2	0	1	1.5
at Northwestern	12/03/14		2	0-1	.000	0-0	.000	0-0	.000	0	1	1	1.6	0	0	0	0	0	0	1.2
APPALACHIAN STATE	12/15/14		12	1-2	.500	0-0	.000	1-2	.500	0	2	2	1.7	1	0	0	0	1	3	1.5
Totals		0	42	3-7	.429	0-0	.000	3-6	.500	2	8	10	1.7	3	0	2	2	1	9	1.5

Games played: 6  
Minutes/game: 7.0  
Points/game: 1.5  
FG Pct: 42.9  
FT Pct: 50.0

Rebounds/game: 1.7  
Turnovers/game: 0.3  
Steals/game: 0.2  
Blocks/game: 0.3

## Individual Career History

### Bolden, Chris

Season	gp-gs	min/avg	Total		3-Point		F-Throws		Rebounds				Scoring							
			fg-fga	pct	fg-fga	pct	ft-fta	pct	off	def	tot	avg	pf	fo	ast	to	blk	stl	pts	avg
2012-13	31-15	740/23.9	84-232	.362	35-115	.304	22-35	.629	7	59	66	2.1	53	0	39	41	4	25	225	7.3
2013-14	30-14	725/24.2	59-198	.298	32-105	.305	13-19	.684	15	58	73	2.4	54	0	38	33	3	17	163	5.4
2014-15	9-0	132/14.7	19-45	.422	7-27	.259	6-8	.750	1	12	13	1.4	14	0	7	7	2	3	51	5.7
<b>TOTAL</b>	<b>70-29</b>	<b>1597/22.8</b>	<b>162-475</b>	<b>.341</b>	<b>74-247</b>	<b>.300</b>	<b>41-62</b>	<b>.661</b>	<b>23</b>	<b>129</b>	<b>152</b>	<b>2.2</b>	<b>121</b>	<b>0</b>	<b>84</b>	<b>81</b>	<b>9</b>	<b>45</b>	<b>439</b>	<b>6.3</b>

### Doyle, Brooks

Season	gp-gs	min/avg	Total		3-Point		F-Throws		Rebounds				Scoring							
			fg-fga	pct	fg-fga	pct	ft-fta	pct	off	def	tot	avg	pf	fo	ast	to	blk	stl	pts	avg
2012-13	7-0	17/2.4	1-3	.333	1-2	.500	2-4	.500	0	2	2	0.3	2	0	0	0	0	0	5	0.7
2013-14	8-0	36/4.5	3-9	.333	1-6	.167	0-0	.000	0	4	4	0.5	7	0	3	2	0	0	7	0.9
2014-15	1-0	3/3.0	0-1	.000	0-0	.000	0-0	.000	0	0	0	0.0	0	0	0	1	0	0	0	0.0
<b>TOTAL</b>	<b>16-0</b>	<b>56/3.5</b>	<b>4-13</b>	<b>.308</b>	<b>2-8</b>	<b>.250</b>	<b>2-4</b>	<b>.500</b>	<b>0</b>	<b>6</b>	<b>6</b>	<b>0.4</b>	<b>9</b>	<b>0</b>	<b>3</b>	<b>3</b>	<b>0</b>	<b>0</b>	<b>12</b>	<b>0.8</b>

### Georges-Hunt, Marcus

Season	gp-gs	min/avg	Total		3-Point		F-Throws		Rebounds				Scoring							
			fg-fga	pct	fg-fga	pct	ft-fta	pct	off	def	tot	avg	pf	fo	ast	to	blk	stl	pts	avg
2012-13	31-30	896/28.9	123-289	.426	32-96	.333	56-89	.629	57	94	151	4.9	65	1	46	35	3	24	334	10.8
2013-14	33-33	1028/31.2	133-320	.416	29-85	.341	91-135	.674	55	87	142	4.3	84	4	68	53	5	27	386	11.7
2014-15	9-9	249/27.7	35-81	.432	3-16	.188	30-43	.698	13	30	43	4.8	26	1	14	16	0	15	103	11.4
<b>TOTAL</b>	<b>73-72</b>	<b>2173/29.8</b>	<b>291-690</b>	<b>.422</b>	<b>64-197</b>	<b>.325</b>	<b>177-267</b>	<b>.663</b>	<b>125</b>	<b>211</b>	<b>336</b>	<b>4.6</b>	<b>175</b>	<b>6</b>	<b>128</b>	<b>104</b>	<b>8</b>	<b>66</b>	<b>823</b>	<b>11.3</b>

### Heyward, Corey

Season	gp-gs	min/avg	Total		3-Point		F-Throws		Rebounds				Scoring							
			fg-fga	pct	fg-fga	pct	ft-fta	pct	off	def	tot	avg	pf	fo	ast	to	blk	stl	pts	avg
2013-14	32-15	527/16.5	10-35	.286	6-14	.429	6-13	.462	10	39	49	1.5	59	0	45	26	4	22	32	1.0
2014-15	4-0	30/7.5	1-2	.500	0-1	.000	1-2	.500	0	1	1	0.3	3	0	0	2	0	3	3	0.8
<b>TOTAL</b>	<b>36-15</b>	<b>557/15.5</b>	<b>11-37</b>	<b>.297</b>	<b>6-15</b>	<b>.400</b>	<b>7-15</b>	<b>.467</b>	<b>10</b>	<b>40</b>	<b>50</b>	<b>1.4</b>	<b>62</b>	<b>0</b>	<b>45</b>	<b>28</b>	<b>4</b>	<b>25</b>	<b>35</b>	<b>1.0</b>

### Jorgenson, Travis

Season	gp-gs	min/avg	Total		3-Point		F-Throws		Rebounds				Scoring							
			fg-fga	pct	fg-fga	pct	ft-fta	pct	off	def	tot	avg	pf	fo	ast	to	blk	stl	pts	avg
2013-14	4-0	78/19.5	5-16	.313	2-5	.400	5-6	.833	1	7	8	2.0	2	0	10	9	0	5	17	4.3
2014-15	8-7	147/18.4	7-27	.259	3-14	.214	3-4	.750	1	12	13	1.6	5	0	18	11	0	2	20	2.5
<b>TOTAL</b>	<b>12-7</b>	<b>225/18.8</b>	<b>12-43</b>	<b>.279</b>	<b>5-19</b>	<b>.263</b>	<b>8-10</b>	<b>.800</b>	<b>2</b>	<b>19</b>	<b>21</b>	<b>1.8</b>	<b>7</b>	<b>0</b>	<b>28</b>	<b>20</b>	<b>0</b>	<b>7</b>	<b>37</b>	<b>3.1</b>

### Peek, Aaron

Season	gp-gs	min/avg	Total		3-Point		F-Throws		Rebounds				Scoring							
			fg-fga	pct	fg-fga	pct	ft-fta	pct	off	def	tot	avg	pf	fo	ast	to	blk	stl	pts	avg
2011-12	4-0	3/0.8	0-2	.000	0-1	.000	0-0	.000	0	1	1	0.3	0	0	0	0	0	0	0	0.0
2012-13	5-0	11/2.2	0-1	.000	0-0	.000	0-0	.000	0	2	2	0.4	2	0	0	1	2	1	0	0.0
2013-14	3-0	9/3.0	1-3	.333	0-1	.000	0-0	.000	1	2	3	1.0	1	0	0	0	0	0	2	0.7
2014-15	1-0	2/2.0	0-0	.000	0-0	.000	0-0	.000	0	0	0	0.0	0	0	0	0	0	0	0	0.0
<b>TOTAL</b>	<b>13-0</b>	<b>25/1.9</b>	<b>1-6</b>	<b>.167</b>	<b>0-2</b>	<b>.000</b>	<b>0-0</b>	<b>.000</b>	<b>1</b>	<b>5</b>	<b>6</b>	<b>0.5</b>	<b>3</b>	<b>0</b>	<b>0</b>	<b>1</b>	<b>2</b>	<b>1</b>	<b>2</b>	<b>0.2</b>

### Stephens, Quinton

Season	gp-gs	min/avg	Total		3-Point		F-Throws		Rebounds				Scoring							
			fg-fga	pct	fg-fga	pct	ft-fta	pct	off	def	tot	avg	pf	fo	ast	to	blk	stl	pts	avg
2013-14	32-0	408/12.8	43-114	.377	15-48	.313	13-16	.813	24	44	68	2.1	44	3	25	20	8	9	114	3.6
2014-15	9-9	232/25.8	27-66	.409	14-33	.424	6-7	.857	15	24	39	4.3	7	0	5	8	5	4	74	8.2
<b>TOTAL</b>	<b>41-9</b>	<b>640/15.6</b>	<b>70-180</b>	<b>.389</b>	<b>29-81</b>	<b>.358</b>	<b>19-23</b>	<b>.826</b>	<b>39</b>	<b>68</b>	<b>107</b>	<b>2.6</b>	<b>51</b>	<b>3</b>	<b>30</b>	<b>28</b>	<b>13</b>	<b>13</b>	<b>188</b>	<b>4.6</b>

**Official Basketball Box Score -- Game Totals -- Final Statistics**  
**Georgia vs Georgia Tech**  
**11/14/14 7 p.m. at McCamish Pavilion, Atlanta, Ga.**

**Georgia 73 • 0-1**

##	Player	FG-FGA	3-Ptr	Rebounds			PF	TP	A TO	Blk	Stl	Min	
				FG-FGA	FT-FTA	Off							Def
02	Thornton, Marcus	5-10	0-1	2-2	1	4	5	3	12	0	2	0	31
42	Djurisic, Nemanja	5-12	3-7	5-6	1	2	3	2	18	2	0	2	34
03	Parker, Juwan	2-4	0-2	2-2	1	4	5	4	6	1	3	0	24
04	Mann, Charles	3-11	0-1	3-5	1	3	4	3	9	6	3	0	35
30	Frazier, J.J.	3-8	1-4	1-2	0	5	5	3	8	4	1	2	29
01	Maten, Yante	1-3	0-0	0-0	2	1	3	3	2	1	1	1	15
11	Forte, Cameron	2-2	0-0	1-2	2	1	3	1	5	0	0	1	4
12	Gaines, Kenny	4-10	1-4	2-2	1	0	1	4	11	2	2	1	18
24	Kessler, Houston	1-1	0-0	0-0	0	0	0	0	2	0	0	0	1
25	Geno, Kenny Paul	0-1	0-1	0-0	0	2	2	0	0	0	0	0	9
	Team				3	2	5						
	<b>Totals</b>	<b>26-62</b>	<b>5-20</b>	<b>16-21</b>	<b>12</b>	<b>24</b>	<b>36</b>	<b>23</b>	<b>73</b>	<b>16</b>	<b>12</b>	<b>5</b>	<b>200</b>

FG % 1st Half: 11-35 31.4% 2nd half: 15-27 55.6% Game: 26-62 41.9%  
 3FG % 1st Half: 4-16 25.0% 2nd half: 1-4 25.0% Game: 5-20 25.0%  
 FT % 1st Half: 6-9 66.7% 2nd half: 10-12 83.3% Game: 16-21 76.2%

**Georgia Tech 80 • 1-0**

##	Player	FG-FGA	3-Ptr	Rebounds			PF	TP	A TO	Blk	Stl	Min	
				FG-FGA	FT-FTA	Off							Def
00	Mitchell, Charles	8-10	0-0	4-6	3	6	9	3	20	0	3	1	27
03	Georges-Hunt, Marcus	5-9	0-0	1-5	1	3	4	2	11	5	1	0	32
12	Stephens, Quinton	7-11	6-8	2-2	3	2	5	0	22	0	3	0	26
04	Cox, Demarco	4-9	0-0	2-2	3	5	8	3	10	1	0	4	25
10	Jorgenson, Travis	1-8	0-2	2-2	1	2	3	0	4	2	2	0	22
01	Jackson, Tadic	0-5	0-3	4-4	0	0	0	2	4	0	0	0	10
02	Bolden, Chris	1-4	1-3	0-0	0	1	1	1	3	1	0	0	16
11	Heath, Josh	0-2	0-1	1-2	0	0	0	3	1	4	1	0	18
13	Sampson, Robert	1-4	0-2	1-4	3	5	8	4	3	0	1	0	19
44	Lammers, Ben	1-1	0-0	0-0	0	1	1	0	2	0	1	0	5
	Team				1	1	2						
	<b>Totals</b>	<b>28-63</b>	<b>7-19</b>	<b>17-27</b>	<b>15</b>	<b>26</b>	<b>41</b>	<b>18</b>	<b>80</b>	<b>13</b>	<b>12</b>	<b>5</b>	<b>200</b>

FG % 1st Half: 16-33 48.5% 2nd half: 12-30 40.0% Game: 28-63 44.4%  
 3FG % 1st Half: 3-8 37.5% 2nd half: 4-11 36.4% Game: 7-19 36.8%  
 FT % 1st Half: 7-10 70.0% 2nd half: 10-17 58.8% Game: 17-27 63.0%

Officials: Karl Hess, Roger Ayers, Chuck Jones  
 Technical fouls: Georgia-None. Georgia Tech-None.  
 Attendance: 8127

Score by periods	1st	2nd	Total
Georgia	32	41	73
Georgia Tech	42	38	80

Points	In	Off	2nd	Fast	Bench
UGA	38	11	15	16	20
GT	36	14	11	8	13

Last FG - UGA 2nd-00:11, GT 2nd-01:22.  
 Largest lead - UGA by 1 1st-17:44, GT by 16 1st-02:40.  
 UGA led for 00:26. GT led for 38:23. Game was tied for 01:08.

**Official Basketball Box Score -- Game Totals -- Final Statistics**  
**IPFW vs Georgia Tech**  
**11/21/14 7 p.m. at McCamish Pavilion, Atlanta, Ga.**

**IPFW 69 • 2-1**

##	Player	FG-FGA	3-Ptr	Rebounds			PF	TP	A TO	Blk	Stl	Min	
				FG-FGA	FT-FTA	Off							Def
44	Reed, Joe	3-5	1-1	0-1	2	2	4	3	7	3	1	0	37
54	Forbes, Steve	6-16	0-0	5-10	3	7	10	3	17	0	3	2	32
00	Evans, Mo	6-13	3-9	1-4	0	3	3	16	2	2	0	0	30
11	McCray, Isaiah	3-4	1-2	2-5	0	0	0	5	9	0	0	0	16
53	Edwards, Joe	1-5	1-2	5-5	0	1	1	2	8	5	1	0	36
10	Landis, Max	3-5	1-3	0-0	0	0	0	1	7	1	1	0	22
12	Calder, Michael	2-4	0-0	1-3	0	3	3	1	5	1	1	0	16
23	Harden, Kevin	0-0	0-0	0-0	0	1	1	0	0	0	0	0	3
32	Gunjina, Jure	0-1	0-1	0-0	0	0	0	0	1	0	0	0	4
50	Calhoun, Brent	0-2	0-0	0-0	1	1	2	1	0	1	0	0	4
	Team				2	0	2						
	<b>Totals</b>	<b>24-55</b>	<b>7-18</b>	<b>14-28</b>	<b>8</b>	<b>18</b>	<b>26</b>	<b>19</b>	<b>69</b>	<b>14</b>	<b>9</b>	<b>2</b>	<b>200</b>

FG % 1st Half: 9-28 32.1% 2nd half: 15-27 55.6% Game: 24-55 43.6%  
 3FG % 1st Half: 1-5 20.0% 2nd half: 6-13 46.2% Game: 7-18 38.9%  
 FT % 1st Half: 7-10 70.0% 2nd half: 7-18 38.9% Game: 14-28 50.0%

**Georgia Tech 78 • 3-0**

##	Player	FG-FGA	3-Ptr	Rebounds			PF	TP	A TO	Blk	Stl	Min	
				FG-FGA	FT-FTA	Off							Def
00	Mitchell, Charles	3-7	0-0	0-0	3	1	4	4	6	0	2	0	16
03	Georges-Hunt, Marcus	5-10	2-3	1-1	1	4	5	5	13	1	1	0	28
12	Stephens, Quinton	6-10	1-3	0-0	3	7	10	2	13	1	1	0	34
04	Cox, Demarco	5-7	0-0	5-13	2	5	7	2	15	0	0	2	30
11	Heath, Josh	3-5	0-0	3-4	1	3	4	0	9	7	0	0	24
01	Jackson, Tadic	1-6	0-2	1-2	1	3	4	1	3	1	0	0	10
02	Bolden, Chris	0-3	0-2	0-0	0	0	0	1	0	0	1	0	8
10	Jorgenson, Travis	3-4	1-1	1-2	0	0	0	1	8	3	3	0	17
13	Sampson, Robert	4-6	1-2	0-3	1	5	6	3	9	2	3	0	28
34	Gueye, Abdoulaye	0-0	0-0	0-0	0	0	0	1	0	0	1	0	2
44	Lammers, Ben	1-1	0-0	0-0	0	0	0	1	2	0	0	0	3
	Team				1	2	3						
	<b>Totals</b>	<b>31-59</b>	<b>5-13</b>	<b>11-25</b>	<b>13</b>	<b>30</b>	<b>43</b>	<b>21</b>	<b>78</b>	<b>15</b>	<b>12</b>	<b>3</b>	<b>200</b>

FG % 1st Half: 14-31 45.2% 2nd half: 17-28 60.7% Game: 31-59 52.5%  
 3FG % 1st Half: 2-5 40.0% 2nd half: 3-8 37.5% Game: 5-13 38.5%  
 FT % 1st Half: 2-8 25.0% 2nd half: 9-17 52.9% Game: 11-25 44.0%

Officials: Jamie Luckie, Tim Nestor, Anthony Franklin  
 Technical fouls: IPFW-None. Georgia Tech-Sampson, Robert.  
 Attendance: 5297

Score by periods	1st	2nd	Total
IPFW	26	43	69
Georgia Tech	32	46	78

Points	In	Off	2nd	Fast	Bench
IPFW	28	10	7	11	12
GT	42	11	18	12	22

Last FG - IPFW 2nd-00:11, GT 2nd-01:16.  
 Largest lead - IPFW None, GT by 12 2nd-03:36.  
 IPFW led for 00:00, GT led for 39:32. Game was tied for 00:28.

**Official Basketball Box Score -- Game Totals -- Final Statistics**  
**Alabama A&M vs Georgia Tech**  
**11/18/14 7 p.m. at McCamish Pavilion, Atlanta, Ga.**

**Alabama A&M 46 • 0-2**

##	Player	FG-FGA	3-Ptr	Rebounds			PF	TP	A TO	Blk	Stl	Min		
				FG-FGA	FT-FTA	Off							Def	Tot
23	Tabb, Ladarius	4-10	2-7	0-0	1	1	2	3	10	0	2	0	1	38
35	West, Nicolas	4-11	0-1	3-6	1	3	4	2	11	1	4	2	1	23
00	Cotton, Isaiah	2-4	0-0	0-0	2	1	3	1	4	0	1	1	0	12
10	Battle, Rakiya	0-1	0-1	2-4	1	5	6	3	2	4	3	0	0	35
22	Davis, Tyler	1-5	0-4	0-0	0	1	1	2	2	0	2	0	1	21
04	Colvin, Justin	2-4	2-3	0-2	1	0	1	1	6	1	2	0	2	19
11	Cotton, Matthew	0-1	0-1	0-0	0	0	0	1	0	1	2	0	0	5
20	Jackson, Zachary	2-4	2-4	0-0	0	0	0	3	6	1	1	0	0	15
30	Edwards, Adrian	0-0	0-0	0-0	0	0	0	1	0	0	2	0	0	2
33	Houston, Baryn	2-6	1-4	0-0	1	3	4	2	5	0	0	0	0	20
34	Hutchins, Michael	0-1	0-1	0-0	0	0	0	3	0	0	1	1	0	10
	Team				1	4	5							
	<b>Totals</b>	<b>17-47</b>	<b>7-26</b>	<b>5-12</b>	<b>8</b>	<b>18</b>	<b>26</b>	<b>22</b>	<b>46</b>	<b>8</b>	<b>20</b>	<b>4</b>	<b>5</b>	<b>200</b>

FG % 1st Half: 9-23 39.1% 2nd half: 8-24 33.3% Game: 17-47 36.2%  
 3FG % 1st Half: 2-9 22.2% 2nd half: 5-17 29.4% Game: 7-26 26.9%  
 FT % 1st Half: 0-0 0.0% 2nd half: 5-12 41.7% Game: 5-12 41.7%

**Georgia Tech 66 • 2-0**

##	Player	FG-FGA	3-Ptr	Rebounds			PF	TP	A TO	Blk	Stl	Min		
				FG-FGA	FT-FTA	Off							Def	Tot
00	Mitchell, Charles	3-10	0-0	6-10	9	5	14	4	12	2	5	0	0	23
03	Georges-Hunt, Marcus	2-6	0-2	4-6	1	4	5	0	8	0	0	0	2	27
12	Stephens, Quinton	3-7	1-3	0-0	2	1	3	1	7	0	1	0	2	21
04	Cox, Demarco	6-8	0-0	1-4	3	0	3	2	13	0	2	0	0	22
11	Heath, Josh	3-6	1-2	0-1	0	4	4	3	7	7	0	0	1	28
01	Jackson, Tadic	3-11	0-6	2-2	0	4	4	0	8	0	1	0	0	21
02	Bolden, Chris	3-5	1-3	0-0	0	0	0	1	7	0	1	0	0	13
05	Heyward, Corey	0-0	0-0	0-0	0	0	0	1	0	0	2	0	3	12
13	Sampson, Robert	0-0	0-0	1-2	4	4	6	4	1	0	0	2	2	14
34	Gueye, Abdoulaye	1-1	0-0	0-0	1	0	1	0	2	0	1	0	1	6
44	Lammers, Ben	0-2	0-0	1-2	1	1	2	1	1	0	1	0	0	13
	Team				1	2	3							
	<b>Totals</b>	<b>24-56</b>	<b>3-16</b>	<b>15-27</b>	<b>20</b>	<b>25</b>	<b>45</b>	<b>17</b>	<b>66</b>	<b>9</b>	<b>14</b>	<b>2</b>	<b>11</b>	<b>200</b>

FG % 1st Half: 13-29 44.8% 2nd half: 11-27 40.7% Game: 24-56 42.9%  
 3FG % 1st Half: 2-9 22.2% 2nd half: 1-7 14.3% Game: 3-16 18.8%  
 FT % 1st Half: 6-13 46.2% 2nd half: 9-14 64.3% Game: 15-27 55.6%

Officials: Sean Hull, Bill Covington, Jr., Tim Corner  
 Technical fouls: Alabama A&M-None. Georgia Tech-Mitchell, Charles.  
 Attendance: 4722

Score by periods	1st	2nd	Total
Alabama A&M	20	26	46
Georgia Tech	34	32	66



**Official Basketball Box Score -- Game Totals -- Final Statistics**  
**Rider vs Georgia Tech**  
**11/28/14 6:30 p.m. at HP Fieldhouse (Lake Buena Vista, Fla.)**

**Rider 54 • 2-4**

##	Player	Total			3-Ptr			Rebounds			PF	TP	A	TO	Blk	Stl	Min
		FG	FGA	FT	FTA	Off	Def	Tot									
42	Thomas, Kahlil	r	1-4	0-0	3-4	0	3	3	3	5	2	1	2	0	0	16	
35	Lopez, Matt	c	6-9	0-0	1-3	0	5	5	1	13	0	2	0	0	0	31	
02	Sadler, Zedric	g	3-7	1-4	2-2	0	4	4	1	9	1	1	0	1	0	28	
03	Taylor, Jimmie	g	2-6	1-4	0-0	0	1	1	3	5	0	1	0	1	0	27	
05	Okereafor, Teddy	g	2-9	0-6	3-4	0	4	4	3	7	5	2	0	3	0	36	
10	D'Orazio, Anthony	g	2-4	0-1	0-1	2	1	3	1	4	0	0	0	0	0	12	
11	Lundy, Xavier	g	0-1	0-1	0-0	0	1	1	3	0	0	0	0	0	0	5	
14	Valentine, Shawn	g	4-6	1-3	0-0	0	0	0	0	9	0	1	0	2	22		
15	Alford, Khalil	g	1-2	0-0	0-0	0	0	0	1	2	1	0	0	1	14		
25	Fortunat, Junior	g	0-3	0-0	0-0	0	1	1	2	0	0	0	0	0	9		
Team						2	2	4									
Totals			21-51	3-19	9-14	4	22	26	18	54	9	8	2	8	200		

FG % 1st Half: 12-25 48.0% 2nd half: 9-26 34.6% Game: 21-51 41.2%  
 3FG % 1st Half: 2-7 28.6% 2nd half: 1-12 8.3% Game: 3-19 15.8%  
 FT % 1st Half: 4-6 66.7% 2nd half: 5-8 62.5% Game: 9-14 64.3%

**Georgia Tech 61 • 4-1**

##	Player	Total			3-Ptr			Rebounds			PF	TP	A	TO	Blk	Stl	Min
		FG	FGA	FT	FTA	Off	Def	Tot									
00	Mitchell, Charles	r	7-10	0-0	1-2	4	8	12	3	15	0	1	0	0	0	27	
03	Georges-Hunt, Marcus	r	2-8	0-0	6-8	3	3	6	1	10	1	1	0	0	0	34	
12	Stephens, Quinton	r	2-7	1-3	0-0	2	3	5	1	5	0	1	1	1	21		
04	Cox, Demarco	c	4-9	0-0	2-3	3	5	8	2	10	0	2	2	1	25		
10	Jorgenson, Travis	g	0-2	0-2	0-0	0	3	3	2	0	2	1	0	0	17		
01	Jackson, Tadic	g	1-3	0-2	6-6	0	0	0	0	8	0	1	0	1	13		
02	Bolden, Chris	g	3-8	1-5	0-0	0	0	0	2	7	0	0	0	0	13		
05	Heyward, Corey	g	0-1	0-1	0-0	0	0	0	0	0	0	0	0	0	3		
11	Heath, Josh	g	2-4	0-1	0-1	0	0	0	0	4	2	1	0	1	23		
13	Sampson, Robert	g	1-6	0-1	0-0	4	3	7	4	2	0	4	0	0	24		
Team						3	5	8									
Totals			22-58	2-15	15-20	19	30	49	15	61	5	12	3	5	200		

FG % 1st Half: 13-33 39.4% 2nd half: 9-25 36.0% Game: 22-58 37.9%  
 3FG % 1st Half: 1-6 16.7% 2nd half: 1-9 11.1% Game: 2-15 13.3%  
 FT % 1st Half: 3-5 60.0% 2nd half: 12-15 80.0% Game: 15-20 75.0%

Officials: Karl Hess, Terry Wymer, Tim Clougherty  
 Technical fouls: Rider-None. Georgia Tech-None.  
 Attendance: 3449  
 Orlando Classic Game Seven

Score by periods	1st	2nd	Total
Rider	30	24	54
Georgia Tech	30	31	61

Last FG - RID 2nd-02:05, GT 2nd-02:32.  
 Largest lead - RID by 2 1st-18:31, GT by 9 2nd-16:15.  
 RID led for 02:05. GT led for 34:21. Game was tied for 03:11.

**Official Basketball Box Score -- Game Totals -- Final Statistics**  
**Rhode Island vs Georgia Tech**  
**11/30/14 6:30 p.m. at HP Fieldhouse (Lake Buena Vista, Fla.)**

**Rhode Island 61 • 4-2**

##	Player	Total			3-Ptr			Rebounds			PF	TP	A	TO	Blk	Stl	Min
		FG	FGA	FT	FTA	Off	Def	Tot									
12	MARTIN, Hassan	r	4-5	0-0	2-2	1	7	8	4	10	0	0	1	2	0	30	
55	BIRUTA, Gilyvdas	r	3-10	0-3	1-2	1	3	4	2	7	2	2	1	0	0	29	
00	MATTHEWS, E.C.	g	6-13	3-8	2-2	0	2	2	17	4	5	0	2	35			
10	MINNIS, Biggie	g	0-1	0-0	0-0	0	2	2	1	0	0	3	0	0	19		
32	TERRELL, Jared	g	3-10	0-4	4-5	0	2	2	5	10	0	2	0	2	31		
01	GARRETT, Jarvis	g	0-0	0-0	0-0	1	0	1	2	0	0	2	0	0	12		
02	REISCHEL, Jarelle	g	2-4	0-1	1-2	1	2	3	4	5	0	0	0	0	12		
11	BUTLER, Matthew	g	0-1	0-0	0-0	0	0	0	0	0	0	1	0	0	2		
13	BUCHANAN, T.J.	g	3-4	0-0	3-4	0	1	1	4	9	5	0	0	0	20		
33	WATSON, Earl	g	1-2	0-0	1-1	0	0	0	1	3	0	1	0	1	10		
Team						2	4	6									
Totals			22-50	3-16	14-18	6	23	29	25	61	11	16	2	7	200		

FG % 1st Half: 8-24 33.3% 2nd half: 14-26 53.8% Game: 22-50 44.0%  
 3FG % 1st Half: 1-9 11.1% 2nd half: 2-7 28.6% Game: 3-16 18.8%  
 FT % 1st Half: 1-1 100.0% 2nd half: 13-17 76.5% Game: 14-18 77.8%

**Georgia Tech 64 • 5-1**

##	Player	Total			3-Ptr			Rebounds			PF	TP	A	TO	Blk	Stl	Min
		FG	FGA	FT	FTA	Off	Def	Tot									
00	Mitchell, Charles	r	1-5	0-0	2-2	2	2	4	3	4	1	2	0	1	24		
03	Georges-Hunt, Marcus	r	6-13	1-2	3-3	1	3	4	4	16	2	4	0	5	34		
12	Stephens, Quinton	r	2-4	1-1	2-3	2	3	5	2	7	1	0	0	0	27		
04	Cox, Demarco	c	4-6	0-0	3-6	1	5	6	1	11	1	2	0	0	27		
10	Jorgenson, Travis	g	1-3	1-3	0-0	0	2	2	0	3	1	1	0	0	16		
01	Jackson, Tadic	g	0-2	0-0	4-5	0	0	0	2	4	1	2	0	0	15		
02	Bolden, Chris	g	2-3	1-2	0-0	0	0	0	4	5	0	1	0	1	14		
11	Heath, Josh	g	2-4	0-0	3-6	0	1	1	0	7	2	4	0	1	24		
13	Sampson, Robert	g	1-2	1-1	3-4	0	2	2	4	6	2	0	0	0	12		
44	Lammers, Ben	g	0-0	0-0	1-2	1	3	4	0	1	0	0	2	0	7		
Team						0	2	2									
Totals			19-42	5-9	21-31	7	23	30	20	64	9	18	2	8	200		

FG % 1st Half: 11-23 47.8% 2nd half: 8-19 42.1% Game: 19-42 45.2%  
 3FG % 1st Half: 2-4 50.0% 2nd half: 3-5 60.0% Game: 5-9 55.6%  
 FT % 1st Half: 5-9 55.6% 2nd half: 16-22 72.7% Game: 21-31 67.7%

Officials: James Breeding, Zelton Steed, Brian O'Connell  
 Technical fouls: Rhode Island-None. Georgia Tech-None.  
 Attendance: 4842  
 Orlando Classic Game Twelve

Score by periods	1st	2nd	Total
Rhode Island	18	43	61
Georgia Tech	29	35	64

Last FG - URI 2nd-00:04, GT 2nd-00:44.  
 Largest lead - URI by 4 1st-17:14, GT by 14 2nd-19:38.  
 URI led for 09:16. GT led for 26:40. Game was tied for 04:04.

**Official Basketball Box Score -- Game Totals -- Final Statistics**  
**Georgia Tech vs Northwestern**  
**12/03/14 8:20 p.m. at Evanston, Ill. (Welsh-Ryan Arena)**

**Georgia Tech 66 • 6-1**

##	Player	Total			3-Ptr			Rebounds			PF	TP	A	TO	Blk	Stl	Min
		FG	FGA	FT	FTA	Off	Def	Tot									
00	Mitchell, Charles	r	5-8	0-0	3-3	2	2	4	3	13	1	2	3	0	0	24	
12	Stephens, Quinton	r	1-6	0-2	0-0	0	3	3	0	2	2	0	0	0	0	29	
3	Georges-Hunt, Marcus	r	2-7	0-1	4-6	2	1	3	3	8	1	1	0	2	25		
4	Cox, Demarco	c	3-8	0-0	0-0	1	4	5	4	6	1	2	1	1	23		
10	Jorgenson, Travis	g	1-4	1-2	0-0	0	1	1	0	3	5	1	0	0	21		
1	Jackson, Tadic	g	0-3	0-0	0-0	0	0	0	1	0	0	1	0	0	5		
11	Heath, Josh	g	6-6	0-0	0-1	0	3	3	0	12	5	0	0	0	19		
13	Sampson, Robert	g	4-5	1-1	2-2	1	6	7	3	11	0	3	2	1	29		
2	Bolden, Chris	g	2-6	0-3	5-6	0	4	4	0	9	0	0	0	0	16		
44	Lammers, Ben	g	0-1	0-0	0-0	0	1	1	0	0	0	0	0	0	2		
5	Heyward, Corey	g	1-1	0-0	0-0	0	0	0	2	2	0	0	0	0	7		
Team						2	2	4									
Totals			25-55	2-9	14-18	8	27	35	16	66	15	11	6	4	200		

FG % 1st Half: 13-28 46.4% 2nd half: 12-27 44.4% Game: 25-55 45.5%  
 3FG % 1st Half: 1-5 20.0% 2nd half: 1-4 25.0% Game: 2-9 22.2%  
 FT % 1st Half: 4-4 100.0% 2nd half: 10-14 71.4% Game: 14-18 77.8%

**Northwestern 58 • 5-2**

##	Player	Total			3-Ptr			Rebounds			PF	TP	A	TO	Blk	Stl	Min
		FG	FGA	FT	FTA	Off	Def	Tot									
34	Lumpkin, Sanjay	r	4-8	1-3	3-4	1	1	2	4	12	0	1	0	0	0	29	
4	Law, Vic	r	1-3	0-2	0-2	0	1	1	4	2	0	5	0	0	0	13	
22	Olah, Alex	c	8-12	1-1	2-3	1	9	10	4	19	1	3	2	2	38		
23	Cobb, JerShon	g	1-5	0-4	0-0	0	3	3	2	2	3	1	0	0	31		
30	McIntosh, Bryant	g	1-10	0-5	0-0	1	2	3	2	2	7	2	3	1	32		
0	Vassar, Johnnie	g	1-1	0-0	0-0	0	0	0	0								

**Official Basketball Box Score -- Game Totals -- Final Statistics**  
**Appalachian State vs Georgia Tech**  
**12/15/14 7 p.m. at McCamish Pavilion, Atlanta, Ga.**

**Appalachian State 57 • 3-4**

##	Player	Total			3-Ptr		Rebounds			PF	TP	A	TO	Blk	Stl	Min
		FG	FGA	FT	FTA	Off	Def	Tot								
04	Obacha, Michael	r	1-1	0-0	0-0	0	4	4	3	2	0	1	1	0	25	
15	Spagnolo, Tommy	r	4-9	0-1	0-0	0	4	4	3	8	0	0	1	1	20	
03	Clarke, Dustin	g	6-8	1-2	0-0	3	6	9	1	13	2	3	0	0	25	
10	Burgess, Chris	g	6-11	1-4	2-2	0	1	1	2	15	3	1	0	0	30	
21	Eaves, Frank	g	3-8	1-4	2-2	0	2	2	2	9	0	3	0	1	22	
00	Kobani, Mike		0-0	0-0	2-2	0	0	0	2	2	0	0	0	0	6	
01	Goesling, Landon		0-4	0-1	0-0	0	0	0	1	0	0	1	0	0	10	
02	Hamilton, Tab		1-2	0-0	0-0	0	0	0	3	2	1	0	0	0	12	
05	Kinney, Griffin		1-2	0-0	0-0	0	2	2	2	2	1	4	0	1	10	
12	Gilbert, Rantavious		0-0	0-0	0-0	0	2	2	1	0	0	1	1	0	10	
14	Kostic, Milos		0-1	0-1	2-2	0	0	0	0	2	1	0	0	0	4	
23	Jackson, Logan		1-1	0-0	0-0	0	0	0	1	2	0	0	0	0	5	
24	Sanders, Jalen		0-0	0-0	0-0	0	0	0	1	0	0	0	0	0	2	
25	Babic, Jake		0-1	0-1	0-0	0	1	1	0	0	2	0	0	0	13	
34	Lawson, Jacob		0-1	0-0	0-0	0	1	1	3	0	0	2	0	0	6	
	Team					0	0	0			1					
<b>Totals</b>			<b>23-49</b>	<b>3-14</b>	<b>8-8</b>	<b>3</b>	<b>23</b>	<b>26</b>	<b>25</b>	<b>57</b>	<b>10</b>	<b>17</b>	<b>3</b>	<b>3</b>	<b>200</b>	
FG % 1st Half: 12-27		44.4%	2nd half: 11-22		50.0%	Game: 23-49		46.9%								Deadball
3FG % 1st Half: 1-7		14.3%	2nd half: 2-7		28.6%	Game: 3-14		21.4%								Rebounds
FT % 1st Half: 0-0		0.0%	2nd half: 8-8		100.0	Game: 8-8		100.0								0

**Georgia Tech 70 • 7-2**

##	Player	Total			3-Ptr		Rebounds			PF	TP	A	TO	Blk	Stl	Min
		FG	FGA	FT	FTA	Off	Def	Tot								
00	Mitchell, Charles	r	1-7	0-0	1-2	2	1	3	0	3	0	0	0	0	15	
03	Georges-Hunt, Marcus	r	4-10	0-3	7-9	2	3	5	4	15	2	3	0	0	21	
12	Stephens, Quinton	r	1-2	1-1	2-2	0	1	1	0	5	0	0	1	0	21	
04	Cox, Demarco	c	6-7	0-0	1-4	2	3	5	1	13	0	1	0	1	23	
10	Jorgenson, Travis	g	1-3	0-2	0-0	0	1	1	0	2	3	0	0	0	25	
01	Jackson, Tadic		4-11	1-7	3-4	0	1	1	1	12	1	0	0	0	16	
02	Bolden, Chris		2-5	0-1	0-0	0	2	2	1	4	2	2	1	0	19	
05	Heyward, Corey		0-0	0-0	1-2	0	1	1	0	1	0	0	0	0	8	
11	Heath, Josh		1-2	0-0	0-0	0	0	0	2	2	3	2	0	0	11	
13	Sampson, Robert		4-6	0-1	2-4	2	6	8	3	10	3	1	1	1	19	
31	Peek, Aaron		0-0	0-0	0-0	0	0	0	0	0	0	0	0	0	2	
32	Doyle, Brooks		0-1	0-0	0-0	0	0	0	0	0	0	1	0	0	3	
34	Gueye, Abdoulaye		0-0	0-0	0-0	0	0	0	1	0	0	1	0	0	3	
42	Rowland, Rand		0-0	0-0	0-0	0	0	0	1	0	0	0	0	0	2	
44	Lammers, Ben		1-2	0-0	1-2	0	2	2	1	3	0	0	0	1	12	
	Team					5	1	6								
<b>Totals</b>			<b>25-56</b>	<b>2-15</b>	<b>18-29</b>	<b>13</b>	<b>22</b>	<b>35</b>	<b>15</b>	<b>70</b>	<b>14</b>	<b>11</b>	<b>3</b>	<b>3</b>	<b>200</b>	
FG % 1st Half: 12-29		41.4%	2nd half: 13-27		48.1%	Game: 25-56		44.6%								Deadball
3FG % 1st Half: 0-6		0.0%	2nd half: 2-9		22.2%	Game: 2-15		13.3%								Rebounds
FT % 1st Half: 12-18		66.7%	2nd half: 6-11		54.5%	Game: 18-29		62.1%								6,1

Officials: Sean Hull, John Gaffney, Earl Walton  
 Technical fouls: Appalachian State-None. Georgia Tech-None.  
 Attendance: 4961

Score by periods	1st	2nd	Total									
Appalachian State	25	32	57	Points	In	Off	2nd	Fast				
Georgia Tech	36	34	70	Paint	T/O	Chance	Break	Bench				
				APP	28	8	6	15	10			
				GT	32	19	14	12	32			

Last FG - APP 2nd-00:52. GT 2nd-06:01. Score tied - 3 times.  
 Largest lead - APP by 5 1st-17:02. GT by 21 2nd-06:01. Lead changed - 3 times.  
 APP led for 05:44. GT led for 30:54. Game was tied for 03:04.



# 2014-15 ROSTER

## NUMERICAL

No.	Name	Pos.	Ht.	Wt.	Cl.	Hometown (High School/College)
0	Charles Mitchell	F	6-8	269	Jr.	Marietta, Ga. (Wheeler HS/Maryland)
1	Tadric Jackson	G	6-2	215	Fr.	Tifton, Ga. (Tift County HS)
2	Chris Bolden**	G	6-3	223	Jr.	Tifton, Ga. (North Gwinnett HS)
3	Marcus Georges-Hunt**	F	6-5	214	Jr.	College Park, Ga. (North Clayton HS)
4	Demarco Cox	C	6-8	276	r-Sr.	Yazoo City, Miss. (Yazoo City HS/Mississippi)
5	Corey Heyward*	G	6-1	214	r-So.	Duluth, Ga. (Peachtree Ridge HS/Hargrave Military Academy)
10	Travis Jorgenson*	G	6-0	177	r-Fr.	Columbia, Mo. (Rock Bridge HS/New Hampton School)
11	Josh Heath	G	6-2	172	So.	Tampa, Fla. (Tampa Prep/South Florida)
12	Quinton Stephens*	F	6-9	187	So.	Atlanta, Ga. (Marist School)
13	Robert Sampson	F	6-8	224	r-Sr.	Atlanta, Ga. (Bullis [Md.] School/East Carolina)
30	Bernard Woodside	G	5-10	179	Fr.	Tampa, Fla. (Tampa Prep)
31	Aaron Peek***	F	6-4	204	Sr.	Atlanta, Ga. (Benjamin E. Mays HS)
32	Brooks Doyle**	G	6-4	205	Jr.	Atlanta, Ga. (Marist School)
34	Abdoulaye Gueye	F	6-9	208	Fr.	Dakar, Senegal (Central Park Christian/Birmingham, Ala.)
35	Patrick Lamar	G	6-0	198	Fr.	Marietta, Ga. (Blessed Trinity Catholic HS)
42	Rand Rowland	F	6-7	206	So.	Cleveland, Ga. (White County HS)
44	Ben Lammers	C	6-10	241	Fr.	San Antonio, Texas (Alamo Heights HS)
54	Nick Jacobs#	F	6-8	260	Sr.	Atlanta, Ga. (South Atlanta HS/Alabama)

## ALPHABETICAL

No.	Name	Pos.	Ht.	Wt.	Cl.	Hometown (High School/College)
2	Chris Bolden**	G	6-3	223	Jr.	Tifton, Ga. (North Gwinnett HS)
4	Demarco Cox	C	6-8	276	r-Sr.	Yazoo City, Miss. (Yazoo City HS/Mississippi)
32	Brooks Doyle**	G	6-4	205	Jr.	Atlanta, Ga. (Marist School)
3	Marcus Georges-Hunt**	F	6-5	214	Jr.	College Park, Ga. (North Clayton HS)
34	Abdoulaye Gueye	F	6-9	208	Fr.	Dakar, Senegal (Central Park Christian/Birmingham, Ala.)
11	Josh Heath	G	6-2	172	So.	Tampa, Fla. (Tampa Prep/South Florida)
5	Corey Heyward*	G	6-1	214	r-So.	Duluth, Ga. (Peachtree Ridge HS/Hargrave Military Academy)
1	Tadric Jackson	G	6-2	215	Fr.	Tifton, Ga. (Tift County HS)
54	Nick Jacobs#	F	6-8	260	Sr.	Atlanta, Ga. (South Atlanta HS/Alabama)
10	Travis Jorgenson*	G	6-0	177	r-Fr.	Columbia, Mo. (Rock Bridge HS/New Hampton School)
35	Patrick Lamar	G	6-0	198	Fr.	Marietta, Ga. (Blessed Trinity Catholic HS)
44	Ben Lammers	C	6-10	241	Fr.	San Antonio, Texas (Alamo Heights HS)
0	Charles Mitchell	F	6-8	269	Jr.	Marietta, Ga. (Wheeler HS/Maryland)
31	Aaron Peek***	F	6-4	204	Sr.	Atlanta, Ga. (Benjamin E. Mays HS)
42	Rand Rowland	F	6-7	206	So.	Cleveland, Ga. (White County HS)
13	Robert Sampson	F	6-8	224	r-Sr.	Atlanta, Ga. (Bullis [Md.] School/East Carolina)
12	Quinton Stephens*	F	6-9	187	So.	Atlanta, Ga. (Marist School)
30	Bernard Woodside	G	5-10	179	Fr.	Tampa, Fla. (Tampa Prep)

\*denotes varsity letters earned; #must sit out 2014-15 season as a transfer

**Head Coach:** Brian Gregory (Oakland, 1990), 4th year

**Associate Head Coach:** Chad Dollar (Milligan, 1996), 4th year

**Assistant Coaches:** Tom Herrion (Merrimack, 1989), 1st year; Mamadou N'Diaye (Auburn, 2011), 1st year

**Director of Player Development:** Bruce Evans (Furman, 1992), 3rd year

**Director of Basketball Operations:** Chris Jacobs (Coe College, 1999), 11th year

**Strength and Conditioning Coach:** Mike Bewley (Eastern Kentucky, 1998), 4th year

**Athletic Trainer:** Richard Stewart (Salisbury, 2005), 8th year

**Video Coordinator:** Trent Angelucci (South Carolina, 2009), 4th year

## Pronunciations

Abdoulaye Gueye	ab-DOO-lay gay
Tadric Jackson	TODD-rick
Mamadou N'Diaye	MAMA-doo IN-jye

## BY CLASS

### Freshmen:

Abdoulaye Gueye, Tadric Jackson, Travis Jorgenson (r), Patrick Lamar, Ben Lammers, Bernard Woodside

### Sophomores:

Josh Heath, Corey Heyward (r), Rand Rowland, Quinton Stephens

### Juniors:

Chris Bolden, Brooks Doyle, Marcus Georges-Hunt, Charles Mitchell

### Seniors:

Demarco Cox (r), Nick Jacobs, Aaron Peek, Robert Sampson (r)

## BY STATE/COUNTRY

**Florida:** Josh Heath, Bernard Woodside

### Georgia:

Chris Bolden, Brooks Doyle, Corey Heyward, Marcus Georges-Hunt, Tadric Jackson, Nick Jacobs, Patrick Lamar, Charles Mitchell, Aaron Peek, Rand Rowland, Robert Sampson, Quinton Stephens

**Mississippi:** Demarco Cox

**Missouri:** Travis Jorgenson

**Senegal:** Abdoulaye Gueye

## BY BIRTHDATE

March 1, 1995	Quinton Stephens
March 18, 1996	Patrick Lamar
March 21, 1993	Chris Bolden
March 28, 1994	Marcus Georges-Hunt
April 5, 1993	Aaron Peek
April 26, 1995	Travis Jorgenson
May 16, 1995	Bernard Woodside
June 23, 1992	Robert Sampson
August 8, 1995	Rand Rowland
August 29, 1993	Corey Heyward
September 25, 1992	Nick Jacobs
October 26, 1994	Tadric Jackson
November 12, 1995	Ben Lammers
November 24, 1994	Abdoulaye Gueye
November 26, 1990	Demarco Cox
November 30, 1993	Brooks Doyle
December 28, 1994	Josh Heath

## BY MAJOR

**Biomedical Engineering:** Patrick Lamar

**Building Construction (masters):**

Demarco Cox

**Business Administration:**

Brooks Doyle, Abdoulaye Gueye, Corey Heyward, Travis Jorgenson, Josh Heath, Rand Rowland, Robert Sampson, Quinton Stephens

**History, Science & Technology:**

Nick Jacobs, Charles Mitchell

**Literature, Media & Communications:**

Tadric Jackson, Bernard Woodside

**Mechanical Engineering:** Ben Lammers

**Public Policy:** Aaron Peek


**Science, Technology and Culture:**

Chris Bolden, Marcus Georges-Hunt

## BY HEIGHT

5-10	Bernard Woodside
6-0	Travis Jorgenson, Patrick Lamar
6-1	Corey Heyward
6-2	Josh Heath, Tadric Jackson
6-3	Chris Bolden
6-4	Brooks Doyle, Aaron Peek
6-5	Marcus Georges-Hunt
6-7	Rand Rowland
6-8	Demarco Cox, Nick Jacobs, Charles Mitchell, Robert Sampson
6-9	Abdoulaye Gueye, Quinton Stephens
6-10	Ben Lammers

# RADIO-TV ROSTER



**Chris Bolden**  
G • 6-3 • Jr.

2



**Demarco Cox**  
F • 6-8 • r-Sr.

4



**Brooks Doyle**  
G • 6-4 • Jr.

32



**Marcus Georges-Hunt**  
F • 6-5 • Jr.

3



**Abdoulaye Gueye**  
F • 6-9 • Fr.

34



**Josh Heath**  
G • 6-2 • So.

11



**Corey Heyward**  
G • 6-1 • r-So.

5



**Tadic Jackson**  
G • 6-2 • Fr.

1




**Nick Jacobs**  
F • 6-8 • Sr.

54




**Travis Jorgenson**  
G • 6-0 • r-Fr.

10



**Patrick Lamar**  
G • 6-0 • Fr.

35



**Ben Lammers**  
C • 6-10 • Fr.

44



**Charles Mitchell**  
F • 6-8 • Jr.

0



**Aaron Peek**  
F • 6-4 • Sr.

31



**Rand Rowland**  
F • 6-7 • So.

42




**Robert Sampson**  
F • 6-8 • r-Sr.

13



**Quinton Stephens**  
F • 6-9 • So.

12



**Bernard Woodside**  
G • 5-10 • Fr.

30



**Brian Gregory**  
Head Coach



**Chad Dollar**  
Associate Head Coach



**Tom Herrion**  
Assistant Coach



**Mamadou N'Diaye**  
Assistant Coach



**Bruce Evans**  
Director of Player Development



**Chris Jacobs**  
Director of Operations