

# SAINT LOUIS BILLIKENS

TV: ESPNU (Rich Hollenberg, Carolyn Peck)

Radio: 101ESPN • Bob Ramsey, Earl Austin Jr.

On the Web: SLUBillikens.com / VUCommodores.com

Billiken Media Relations Contact:

Brian Kunderman • 314-808-4868 | bkunderm@slu.edu

## Saint Louis Billikens Schedule/Results

### NOVEMBER

|                 |                                  |                 |
|-----------------|----------------------------------|-----------------|
| <b>Fri., 8</b>  | <b>Southeast Missouri (FSMW)</b> | <b>W, 87-64</b> |
| Wed., 13        | at SIUE (FSMW)                   | W, 82-58        |
| Sat., 16        | at Southern Illinois             | W, 76-67        |
| <b>Thu., 21</b> | <b>Oral Roberts # (FSMW)</b>     | <b>W, 72-55</b> |
| <b>Sat., 23</b> | <b>Bowling Green # (FSMW)</b>    | <b>W, 74-47</b> |
| Tue., 26        | vs. Wisconsin # (CBSSN)          | L, 57-63        |
| Wed., 27        | vs. Old Dominion # (CBSSN)       | W, 62-52        |

### DECEMBER

|                 |                                      |                 |
|-----------------|--------------------------------------|-----------------|
| <b>Sun., 1</b>  | <b>Wichita State (CBSSN)</b>         | <b>L, 65-70</b> |
| <b>Tue., 3</b>  | <b>Rockhurst (FSMW)</b>              | <b>W, 68-43</b> |
| Sat., 7         | at Valparaiso                        | W, 67-65        |
| <b>Sat., 14</b> | <b>Wofford (FSMW)</b>                | <b>W, 66-52</b> |
| <b>Wed., 18</b> | <b>Indiana State (FSMW)</b>          | <b>W, 83-66</b> |
| <b>Sat., 21</b> | <b>North Carolina A&amp;T (FSMW)</b> | <b>W, 79-57</b> |
| Mon., 30        | at Vanderbilt (ESPNU)                | 8 p.m.          |

### JANUARY

|                 |                                |                  |
|-----------------|--------------------------------|------------------|
| <b>Sat., 4</b>  | <b>Yale (NBCSN)</b>            | <b>4:30 p.m.</b> |
| Tue., 7         | at Rhode Island* (CBSSN)       | 6 p.m.           |
| Sat., 11        | at Dayton* (ESPN2)             | 10 a.m.          |
| <b>Wed., 15</b> | <b>St. Bonaventure* (FSMW)</b> | <b>7 p.m.</b>    |
| <b>Sat., 18</b> | <b>Fordham* (NBCSN)</b>        | <b>1:30 p.m.</b> |
| Wed., 22        | at Duquesne*                   | 6 p.m.           |
| <b>Wed., 29</b> | <b>Richmond* (FSMW)</b>        | <b>7 p.m.</b>    |

### FEBRUARY

|                 |                                  |                  |
|-----------------|----------------------------------|------------------|
| <b>Sat., 1</b>  | <b>George Mason* (NBCSN)</b>     | <b>1:30 p.m.</b> |
| Wed., 5         | at Saint Joseph's* (FSMW)        | 6 p.m.           |
| Sat., 8         | at La Salle* (ESPN2)             | 4 p.m.           |
| <b>Sat., 15</b> | <b>VCU* (ESPN or ESPN2)</b>      | <b>1 p.m.</b>    |
| Wed., 19        | at George Mason* (NBCSN)         | 6 p.m.           |
| <b>Sat., 22</b> | <b>George Washington* (FSMW)</b> | <b>7 p.m.</b>    |
| <b>Thu., 27</b> | <b>Duquesne* (NBCSN)</b>         | <b>7 p.m.</b>    |

### MARCH

|                |                           |               |
|----------------|---------------------------|---------------|
| Sat., 1        | at VCU* (ESPN or ESPN2)   | 5 p.m.        |
| <b>Wed., 5</b> | <b>Dayton* (CBSSN)</b>    | <b>8 p.m.</b> |
| Sun., 9        | at Massachusetts* (CBSSN) | 1 p.m.        |

# Cancun Challenge | \*denotes A-10 game



## GAMENOTES

SAINT LOUIS (11-2)

VANDERBILT (7-3)



MONDAY, DEC. 30, 2013 • 8 P.M. (CT) • MEMORIAL GYMNASIUM (14,316)

### SAINT LOUIS BILLIKENS

**Record:** 11-2 (0-0 A-10)  
**ROAD Record:** 3-0  
**Last Game:** W, 79-57 (North Carolina A&T)  
**Current Streak:** W5  
**Last Five:** 5-0  
**Head Coach:** Jim Crews  
**Crews' Record at SLU:** 39-9 (2nd yr.)  
**Crews' Career Record:** 393-357 (26th yr.)  
**Leading Scorer:** Dwayne Evans (15.9 ppg)  
**Leading Rebounder:** Grandy Glaze (6.8 rpg)  
**Assists Leader:** Jordair Jett (60/4.6 apg)  
**Blocks Leader:** John Manning (15/1.4 bpg)  
**Steals Leader:** Mike McCall Jr. (20/1.5 spg)  
**Next Game:** Sat., Jan. 4 vs. Yale

### VANDERBILT COMMODORES

**Record:** 7-3 (0-0 SEC)  
**HOME Record:** 5-0  
**Last Game:** W, 76-63 (Georgia Tech)  
**Current Streak:** W3  
**Last Five:** 4-1  
**Head Coach:** Kevin Stallings  
**Stallings' Record at VU:** 283-178 (15th yr.)  
**Stallings' Career Record:** 406-241 (20th yr.)  
**Leading Scorer:** Eric McClellan (14.8 ppg)  
**Leading Rebounder:** Rod Odom (5.4 rpg)  
**Assists Leader:** McClellan/Fuller (34/3.4 apg)  
**Blocks Leader:** James Siakam (10/1.0 bpg)  
**Steals Leader:** Eric McClellan (10/1.0 spg)  
**Next Game:** Sat., Jan. 4 vs. Northeastern


## NOTABLES

- ▶ Saint Louis has won five in a row and enter Monday's game at Vanderbilt with an 11-2 record. During the streak, SLU has won by an average of 16 ppg.
- ▶ **Dwayne Evans** was named the Atlantic 10 Conference's Player of the Week Dec. 22. He averaged 23.0 ppg and 10.0 rpg last week as the Billikens knocked off Indiana State and North Carolina A&T.
- ▶ In SLU's last outing, **Dwayne Evans** posted the 20th double-double (22 points and 13 rebounds) of his career in a 79-57 victory against North Carolina A&T.
- ▶ Five Billikens average 8.0 ppg or more. Senior forward **Dwayne Evans** (15.9 ppg) and senior guard **Jordair Jett** (10.7) lead the way for SLU. Senior guard **Mike McCall Jr.** and senior forward **Rob Loe** contribute 9.7 ppg apiece. Sophomore guard **Austin McBroom** averages 8.2 ppg.
- ▶ Junior forward **Grandy Glaze** is SLU's top rebounder with 6.8 rpg. He also scores 5.6 ppg. **Dwayne Evans** is second on the squad with 5.9 rpg.
- ▶ Senior guard **Jordair Jett** is fourth in the A-10 with 4.6 assists per game and 12th in the league with 1.46 steals per contest. Senior guard **Mike McCall Jr.** is tied for 10th in the A-10 with 1.54 steals per game.
- ▶ The Billikens lead the A-10 and are fourth nationally in scoring defense, yielding 58.4 ppg. SLU is second in the A-10 in field goal percentage defense (.393) and first (fourth in nation) in 3-point field goal percentage defense (.253). The Billikens are also first in the A-10 in scoring margin (+13.8) and second in assist-turnover ratio (+1.3).
- ▶ Saint Louis, which has advanced to back-to-back NCAA Tournaments, is the reigning Atlantic 10 Conference champion. The Billikens captured the 2012-13 A-10 regular-season title outright, then claimed the A-10 Championship at the Barclays Center in Brooklyn, N.Y. SLU was picked to finish second in the A-10 preseason poll. **Dwayne Evans** was a first-team preseason All-Conference selection, while **Jordair Jett** was voted to the third team and preseason All-Defensive team.
- ▶ Next up, the Billikens host Yale (5-6) at Chaifetz Arena on Saturday, Jan. 4, at 4:30 p.m.

## PROBABLE STARTERS (Based on starters from last game...)

#11

Mike  
MCCALL JR.



McCall Jr.'s Season Averages

| PPG | RPG | APG | MPG  |
|-----|-----|-----|------|
| 9.7 | 3.5 | 2.5 | 27.9 |

#5

Jordair  
JETT




Jett's Season Averages

| PPG  | RPG | APG | MPG  |
|------|-----|-----|------|
| 10.5 | 3.5 | 4.6 | 28.9 |

#21

Dwayne  
EVANS



Evans' Season Averages

| PPG  | RPG | APG | MPG  |
|------|-----|-----|------|
| 15.9 | 5.9 | 1.7 | 30.1 |

#30

Jake  
BARNETT




Barnett's Season Averages

| PPG | RPG | APG | MPG  |
|-----|-----|-----|------|
| 4.9 | 2.4 | 1.2 | 21.4 |

#51

Rob  
LOE



Loe's Season Averages

| PPG | RPG | APG | MPG  |
|-----|-----|-----|------|
| 9.7 | 5.5 | 1.5 | 26.9 |

**BILLIKENS VS. COMMODORES**

**TEAM COMPARISON**

| <b>SLU</b>                            | <b>VU</b> |
|---------------------------------------|-----------|
| 72.2.....Points per game.....         | 72.2      |
| 58.4.....Points allowed per game..... | 69.1      |
| +13.8.....Scoring Margin.....         | +3.1      |
| .438.....FG Percentage.....           | .465      |
| .393.....Opponent FG Percentage.....  | .411      |
| .317.....3FG Percentage.....          | .335      |
| .253.....Opponent 3FG Percentage..... | .284      |
| .725.....Free Throw Percentage.....   | .622      |
| +3.5.....Rebounding Margin.....       | +2.4      |
| 15.0.....Assists Per Game.....        | 13.7      |
| 11.4.....Turnovers Per Game.....      | 14.4      |
| 7.9.....Steals Per Game.....          | 4.3       |
| 4.8.....Blocks Per Game.....          | 3.9       |

**SERIES HISTORY**

► **Vanderbilt leads 5-3**

|           |              |   |       |
|-----------|--------------|---|-------|
| 1925-26   | Nashville    | W | 35-22 |
| 1/1/27    | St. Louis    | L | 21-40 |
| 1929-30   | St. Louis    | W | 46-16 |
| 12/20/69  | Nashville    | L | 66-76 |
| 12/7/82   | Nashville    | L | 67-88 |
| § 3/28/90 | New York, NY | L | 72-74 |
| 12/31/96  | Nashville    | L | 61-81 |
| 12/3/97   | St. Louis    | W | 78-74 |

§ National Invitation Tournament

► **BILLIKENS VS. THE SEC**

| <b>Team</b>       | <b>SLU Record</b> | <b>Last Meeting</b> |
|-------------------|-------------------|---------------------|
| Alabama           | 4-0               | 11/14/99            |
| Arkansas          | 9-3               | 12/26/97            |
| Auburn            | 1-0               | 12/19/69            |
| Florida           | Never met         |                     |
| Georgia           | 0-2               | 11/20/10            |
| Kentucky          | 9-8               | 3/15/98             |
| LSU               | 3-1               | 11/24/95            |
| Ole Miss          | 2-2               | 12/24/10            |
| Mississippi State | 1-0               | 12/9/50             |
| Missouri          | 19-21             | 12/3/01             |
| South Carolina    | 1-3               | 12/21/78            |
| Tennessee         | 1-0               | 12/27/65            |
| Texas A&M         | 5-1               | 11/19/12            |
| Vanderbilt        | 3-5               | 12/3/97             |

**58-46**

**SETTING THE SCENE**

Saint Louis, a winner of its last five, searches for its fourth non-conference road win Monday when it travels to Nashville, Tenn., to face Vanderbilt. Tip time from Memorial Gymnasium is scheduled for 8 p.m. (CT). The game will be televised on ESPNU.

**FOLLOWING THE ACTION**

Monday's game will be televised on ESPNU, with **Rich Hollenberg** and **Carolyn Peck** on the call. The radio broadcast will air on 101 ESPN and 101Sports.com. As always, Billiken Hall of Famer **Bob Ramsey** will provide the play-by-play, while St. Louis American sports editor **Earl Austin Jr.** handles the analysis. The game will also be streamed through WatchESPN.

**SCORE AND STATS ON YOUR PHONE**

StatBroadcast is the live stats provider for Billiken basketball home games and is designed for media and public use. The web address is sl.statbroadcast.com. You can receive live stats on your mobile device by typing slustats.com into your browser. The stats are updated in real time, whether you are watching from your seat inside Chaifetz Arena or following on your phone in the Czech Republic (like **Kwamain Mitchell**) or Australia (like **Brian Conklin** and **Cody Ellis**).

**LAST TIME OUT**

► **Dwayne Evans** notched his second straight 20-plus-point performance to lead the Billikens to a 79-57 win over North Carolina A&T Saturday at Chaifetz Arena. The victory was Saint Louis's fifth in a row.

► Evans scored 22 points on 5-of-10 shooting and snagged a game-high 13 rebounds for his 20th career double-double.

► As he did against Indiana State in his last outing – a SLU season-high 24-point effort – Evans did most of his damage at the free-throw line. Evans went 11 of 14 from the charity stripe today after going 16 of 20 from the line against the Sycamores.

► **Mike McCall Jr.** became the 29th player in Saint Louis history to reach 1,000 career points when he sunk a second-half free throw. During the ensuing media timeout, McCall Jr. was given a standing ovation from the crowd. He finished the contest with 13 points on 5-of-10 shooting.

► **Rob Loe** netted 12 points and blocked four shots, while Austin McBroom canned three first-half 3-pointers and scored 10 points.

► The Billikens held North Carolina A&T to 33.9 percent shooting for the game, including 8.3 percent shooting (1 of 12) from 3-point range. SLU forced 12 Aggie turnovers, while the Bills had more assists (16) than turnovers (10) for the 10th time this season.

**1,000-POINT CLUB**

► **Dwayne Evans** and **Mike McCall Jr.** are two of 29 Billikens who have scored 1,000 or more points in their careers.

► Evans, the Billikens' active leading scorer with 1,231 career points, became the 28th player in SLU's 1,000-point club last year in the NCAA Tournament win against New Mexico State.

► McCall Jr. entered "the club" in the North Carolina A&T game with a free throw. He now has 1,004 career points.

► **Jordair Jett** needs 96 points to reach 1,000 for his career.

**BALANCING ACT**

► The Billikens are continuing their trend from last season by having a balanced scoring attack.

► SLU features five players who average 8.0 ppg or more. Last season, the Billikens had six players finish with 7.0 ppg or more.

► SLU's scoring was so spread out last year that no Billiken finished in the top 10 in scoring in the A-10. In A-10 games only, no Billiken appeared in the top 10 despite ranking seventh in the league in scoring offense. SLU's leading scorer from last year, **Dwayne Evans** (14.0 ppg), was 15th in the A-10 in scoring.

► Only **Dwayne Evans** (8th in A-10 with 15.9 ppg) is in the top 30 in scoring in the league.

**ALL-TIME WINNERS**

► Saint Louis' senior class has the chance to go down as the winningest class in school history. Currently, the group has 77 victories. The Billikens need to post 24 victories this season to better the four-year class of **Cory Remekun** and **Cody Ellis**, who had 89 wins in their careers from 2009-10 to 2012-13.

► The all-time winningest player in school history is **Kwamain Mitchell**. He was a part of 95 victories in his career from 2008-09 to 2009-10, and 2011-12 to 2012-13.

- ▶ Here are other notable classes and their total victories:
  - 1986-87 to 1989-90: 87 (Anthony Bonner)
  - 1985-86 to 1988-89: 84 (Roland Gray, Monroe Douglass)
  - 1987-88 to 1990-91: 81 (John Duff, Jeff Luechtefeld)
  - 2008-09 to 2011-12: 79 (Brian Conklin, Kyle Cassidy, Femi John)

**ROAD WARRIORS**

- ▶ Saint Louis is 3-0 so far this season in non-conference road games.
- ▶ That is SLU’s best start in non-conference road tilts since 1993-94, when the Billikens went 4-0 with wins at SMU, Creighton, Murray State and UMKC.
- ▶ Prior to this year, the Billikens had gone 1-15 in non-conference road tilts in the regular season since the 2007-08 campaign.

**CHAIRMAN OF THE BOARD**

- ▶ **Dwayne Evans** is moving up SLU’s career rebounding list with 797 career boards.
- ▶ Evans needs eight more rebounds to surpass **Eugene Moore** for fourth on the all-time list.
- ▶ In the latest NCAA men’s basketball statistical report (Dec. 22), Evans ranked eighth in the nation among all NCAA Division I players in total career rebounds.

**ALL-TIME STEAL**

- ▶ Another record to watch is the Billikens’ all-time steals list. **Jordair Jett** and **Mike McCall Jr.** have been battling all season for a better spot in the top 10.
- ▶ Currently, Jett is sixth with 142 steals, while McCall Jr. follows in seventh with 138 steals.

**DOUBLE TIME**

- ▶ **Dwayne Evans** recorded his 20th career double-double in the win against North Carolina A&T. He is one of three active Billikens with double-doubles, joining **Grandy Glaze** and **Rob Loe** who have one apiece.
- ▶ Loe neared a double-double against Oral Roberts but fell one rebound shy. **Mike McCall Jr.** was one rebound away from his first double-double at Southern Illinois.
- ▶ **Jordair Jett** needed one more assist at Valpo for the rare points-assists double-double.

**EVANS HAS CLASS**

- ▶ Saint Louis senior forward **Dwayne Evans** is one of 30 men’s basketball players in the NCAA selected as a candidate for the 2013-14 Senior CLASS Award.
- ▶ To be eligible for the award, a student-athlete must be classified as an NCAA Division I senior and have notable achievement in four areas of excellence – community, classroom, character and competition.
- ▶ The list of 30 candidates will be narrowed to 10 finalists midway through the regular season. Those 10 names will be placed on the official ballot, which will be distributed through a nationwide voting system to media, coaches and fans. Together, they will select the one candidate who best exemplifies excellence in the four Cs of community, classroom, character and competition.

**BARNETT A NOMINEE FOR NABC GOOD WORKS TEAM**

- ▶ Saint Louis senior **Jake Barnett** is a nominee for the 2014 Allstate NABC Good Works Team.
- ▶ The award recognizes a select group of college basketball student-athletes who have made significant contributions to the greater good of their communities through volunteerism and civic service.
- ▶ In its second year, the Allstate NABC and WBCA Good Works Teams® honor players at all levels of college basketball who represent the sport’s finest in the areas of leadership and charitable achievements amongst their peers. The student-athletes nominated for this prestigious award embody the true spirit of teamwork and giving back.

**BILLIKENS SIGN FIVE TO NLI**

- ▶ Saint Louis University head men’s basketball coach **Jim Crews** announced today that five standouts have signed National Letters of Intent to attend the University and play for the Billikens. All begin their four years of eligibility next season. Said Crews of the class: “We are excited to welcome these five young men into our program. They are all intelligent, have strong athletic backgrounds and have very high character. The lasting impression someone in our program can have is to be a good teammate, and all of these players fit that mold. We are proud they are a part of Saint Louis basketball.”
- ▶ The five signees are:
  - **Marcus Bartley** • 6-4 • PG • Decatur, Ill. (MacArthur High School)

**Record Book Watch**

**Total Rebounds (Since '52-53)**

|                                 |            |
|---------------------------------|------------|
| 1. Anthony Bonner (1986-90)     | 1,424      |
| 2. Jerry Koch (1952-55)         | 1,157      |
| 3. Jim McLaughlin (1953-56)     | 1,128      |
| 4. Eugene Moore (1965-70)       | 804        |
| <b>5. Dwayne Evans (2010-p)</b> | <b>797</b> |
| 6. Roland Gray (1985-89)        | 781        |
| 7. Joe Wiley (1967-70)          | 747        |
| 8. Tommie Liddell III (2005-09) | 740        |
| 9. Carl Johnson (1974-78)       | 730        |
| 10. Bob Ferry (1956-59)         | 713        |

**Steals (Since '75-76)**

|                                    |            |
|------------------------------------|------------|
| 1. Anthony Bonner (1986-90)        | 192        |
| 2. Josh Fisher (2001-04)           | 179        |
| 3. Kwamain Mitchell (2008-13)      | 172        |
| 4. Anthony Drejaj (2003-06)        | 148        |
| 5. Erwin Claggett (1992-95)        | 145        |
| <b>6. Jordair Jett (2010-p)</b>    | <b>142</b> |
| <b>7. Mike McCall Jr. (2010-p)</b> | <b>138</b> |
| 8. Kevin Lisch (2005-09)           | 133        |
| LaTodd Johnson (1980-83)           | 132        |
| 10. Jamall Walker (1996-99)        | 132        |

**1,000 Point Scorers**

|   |              |
|---|--------------|
| 1. Anthony Bonner (1986-90)               | 1,972        |
| 2. Erwin Claggett (1992-95)               | 1,910        |
| 3. Roland Gray (1985-89)                  | 1,880        |
| 4. Monroe Douglass (1985-89)              | 1,877        |
| 5. Scott Highmark (1992-95)               | 1,703        |
| 6. Kevin Lisch (2005-09)                  | 1,687        |
| 7. Kwamain Mitchell (2008-13)             | 1,575        |
| 8. Tommie Liddell III (2005-09)           | 1,547        |
| 9. Harry Rogers (1970-73)                 | 1,491        |
| 10. Dick Boushka (1952-55)                | 1,440        |
| 11. Ed Macauley (1945-49)                 | 1,402        |
| 12. Joe Wiley (1967-70)                   | 1,368        |
| 13. Marque Perry (2000-03)                | 1,358        |
| 14. Luther Burden (1982-85)               | 1,349        |
| 15. Lewis McKinney (1973-76)              | 1,325        |
| 16. Jim Irving (1968-71)                  | 1,269        |
| <b>17. Dwayne Evans (2010-present)</b>    | <b>1,231</b> |
| 18. Carl Johnson (1974-78)                | 1,187        |
| 19. Jim McLaughlin (1953-56)              | 1,170        |
| 20. Brian Conklin (2008-12)               | 1,161        |
| 21. Bob Ferry (1956-59)                   | 1,128        |
| 22. Jack Mimplitz (1955-58)               | 1,116        |
| 23. Virgil Cobbin (1995-99)               | 1,107        |
| 22. Cody Ellis (2009-13)                  | 1,062        |
| 23. David Burns (1979-81)                 | 1,049        |
| 26. Ian Vouyoukas (2003-07)               | 1,046        |
| 27. Jeff Harris (1993-97)                 | 1,037        |
| 28. Bob Cole (1964-1967)                  | 1,018        |
| <b>29. Mike McCall Jr. (2010-present)</b> | <b>1,004</b> |
| -- <b>Jordair Jett (2010-present)</b>     | <b>904</b>   |

**AP TOP 25 (Dec. 23)**

|    |                 |      |       |
|----|-----------------|------|-------|
| 1  | Arizona (63)    | 12-0 | 1,623 |
| 2  | Syracuse (2)    | 11-0 | 1,528 |
| 3  | Ohio State      | 12-0 | 1,462 |
| 4  | Wisconsin       | 12-0 | 1,390 |
| 5  | Michigan State  | 10-1 | 1,336 |
| 6  | Louisville      | 11-1 | 1,274 |
| 7  | Oklahoma State  | 11-1 | 1,221 |
| 8  | Villanova       | 11-0 | 1,116 |
| 9  | Duke            | 9-2  | 1,108 |
| 10 | Wichita State   | 12-0 | 981   |
| 11 | Baylor          | 10-1 | 970   |
| 12 | Oregon          | 11-0 | 914   |
| 13 | Florida         | 9-2  | 881   |
| 14 | Iowa State      | 9-0  | 804   |
| 15 | Connecticut     | 10-1 | 661   |
| 16 | Kansas          | 8-3  | 659   |
| 17 | Memphis         | 8-2  | 630   |
| 18 | Kentucky        | 9-3  | 529   |
| 19 | North Carolina  | 8-3  | 413   |
| 20 | San Diego State | 9-1  | 378   |
| 21 | Colorado        | 10-2 | 345   |
| 22 | Iowa            | 11-2 | 278   |
| 23 | Massachusetts   | 10-1 | 154   |
| 24 | Gonzaga         | 10-2 | 79    |
| 25 | Missouri        | 10-1 | 69    |

**Others receiving votes:** Oklahoma 65, Illinois 53, Texas 47, George Washington 43, Toledo 27, Florida State 23, Michigan 15, UCLA 14, Harvard 14, Saint Mary's 8, Pittsburgh 6, Creighton 5, LSU 1, Southern Methodist 1

**USA Today Coaches Poll (Dec. 23)**

|    |                 |      |     |
|----|-----------------|------|-----|
| 1  | Arizona (30)    | 12-0 | 798 |
| 2  | Syracuse (1)    | 11-0 | 753 |
| 3  | Ohio State (1)  | 12-0 | 744 |
| 4  | Louisville      | 11-1 | 662 |
| 5  | Michigan State  | 10-1 | 661 |
| 6  | Wisconsin       | 12-0 | 659 |
| 7  | Oklahoma State  | 11-1 | 572 |
| 8  | Wichita State   | 12-0 | 551 |
| 9  | Duke            | 9-2  | 545 |
| 10 | Oregon          | 11-0 | 508 |
| 11 | Villanova       | 11-0 | 484 |
| 12 | Baylor          | 10-1 | 402 |
| 13 | Iowa State      | 9-0  | 392 |
| 14 | Florida         | 9-2  | 383 |
| 15 | Connecticut     | 10-1 | 370 |
| 16 | Kansas          | 8-3  | 300 |
| 17 | Memphis         | 8-2  | 269 |
| 18 | Kentucky        | 9-3  | 246 |
| 19 | North Carolina  | 8-3  | 193 |
| 20 | San Diego State | 9-1  | 177 |
| 21 | Gonzaga         | 10-2 | 156 |
| 22 | Massachusetts   | 10-1 | 142 |
| 23 | Iowa            | 11-2 | 110 |
| 24 | Colorado        | 10-2 | 83  |
| 25 | Missouri        | 10-1 | 45  |

**Others receiving votes:** UCLA 44, Pittsburgh 26, Creighton 25, Saint Mary's 23, George Washington 20, Toledo 13, Oklahoma 11, Texas 10, Michigan 8, Illinois 7, Florida State 6, New Mexico 1, Utah 1

- **Austin Gillmann** • 6-11 • C • St. Louis, Mo. (Oakville High School)
- **Brett Jolly** • 6-10 • F • Southlake, Texas (Carroll High School/Blair Academy)
- **Miles Reynolds** • 6-2 • SG • Chicago, Ill. (Whitney Young High School)
- **Davell Roby** • 6-4 • PG • Memphis, Tenn. (White Station High School)

**HOME SWEET CHAIFETZ**

► The Billikens are in their sixth season at Chaifetz Arena and have posted a 80-18 record on their home floor.  
 ► SLU is 39-4 the last three seasons in the 10,600-seat arena, including a 17-2 mark last season.

**WHAT'S NEXT?**

► The Billikens close out the non-conference season Saturday, Jan. 4, against Yale (5-6). Game time at Chaifetz Arena is scheduled for 4:30 p.m. and the game will be televised nationally on NBC Sports Network.  
 ► The Billikens open league play with a two-game road trip, beginning at Rhode Island Tuesday, Jan. 7. SLU then heads to Dayton to face the Flyers Saturday, Jan. 11.

**BILLIKENS IN THE ATLANTIC 10**

► Saint Louis is in its ninth season in the Atlantic 10 Conference. The 13-team league will grow to 14 next season with the addition of Davidson.  
 ► The Billikens are 75-53 all-time in A-10 contests.  
 ► Last season, the Billikens captured their first A-10 conference crown after winning the regular-season and tournament titles.  
 ► The Atlantic 10 is coming off the most successful season in league history in which nine postseason teams (five of those in the NCAA Tournament) earned seven NCAA wins, including a Sweet 16 run by La Salle.  
 ► The A-10 had 10 teams in the top 100 of the RPI and three ranked teams (La Salle, Saint Louis, VCU) at season's end last year. It marked the sixth straight year an A-10 team made the Sweet 16 and sixth straight year the league has received multiple at-large bids.

**A-10 TOURNEY RETURNS TO BARCLAYS CENTER**

► For the second year in a row, the A-10 Championship will be played at the state-of-the-art Barclays Center in Brooklyn, N.Y., home of the Brooklyn Nets.  
 ► All 13 teams will be in NYC for the league tournament, which begins with the opening round Wednesday, March 12. The top four seeds receive a bye in the opening and first rounds and begin play in the quarterfinals on Friday, March 14.  
 ► Once again, the A-10 title game (Sunday, March 16) will be televised live on CBS on Selection Sunday at noon (CT).

**BILLIKENS VS. RANKED FOES**

► Last season, the Billikens had a school-record five victories against ranked foes (New Mexico, Butler, VCU, Butler, VCU).  
 ► No. 9 Butler was the highest-ranked opponent SLU has beaten since knocking off No. 2 Louisville in 2003.

**TV TIME**

► The Billikens have a record 28 games televised this season – 16 national telecasts and 12 on FOX Sports Midwest.  
 ► Six games air on CBS Sports Network, five on NBC Sports Network and five on the ESPN family of networks.  
 ► St. Louis is the No. 21 television market in the country.

**JIM CREWS NAMED HEAD COACH**

► After leading Saint Louis to unprecedented success as interim head coach, **Jim Crews** was named head coach following the 2012-13 campaign.  
 ► Crews was tabbed interim head coach in August 2012 after it was announced **Rick Majerus** would not coach that year due to an ongoing heart ailment. Majerus died in December.  
 ► Both SLU and Crews agreed to not discuss the permanent head-coaching job until after the season, and on April 12, it was announced that Crews would remain as head coach of the Billikens.

**BANQUET SEASON**

► Saint Louis men's basketball was honored at various events recently.  
 ► SLU received the Champion's Award at the St. Louis Hall of Fame enshrinement ceremony on November 20, 2013, at the Millennium Hotel in downtown St. Louis. **Cody**

Ellis accepted the award on the program's behalf.

► On Wednesday, Dec. 11, **Jim Crews** and **Dwayne Evans** received the Carl O. Bauer Award at the Jack Buck Sports Awards at the Missouri Athletic Club. The Bauer Award is given annually to the top amateur sports figure in the St. Louis area.

**WHERE ARE THEY NOW?**

- All four of the Billikens' seniors from last year are continuing their basketball careers.
- **Cody Ellis** has joined the Sydney Kings in Australia, with whom he signed a contract in July. Ellis was in St. Louis during the fall semester working toward his degree.
- **Femi John** played for the Billikens in 2009-10 before suffering a serious knee injury that forced him to temporarily give up basketball. However, he remained a part of the team, attending almost every practice and sitting on the bench during home games. John earned his degree from SLU and is using his final year of eligibility to play NCAA Division II ball at Missouri-St. Louis.
- **Kwamain Mitchell** is playing in Usti nad Labem in the Mattoni NBL in the Czech Republic.
- **Cory Remekun** is playing with the Dragons in Bad Honnef, Germany, which plays in the ProB League.

**LAST SEASON AT A GLANCE**

- The Billikens qualified for their eighth NCAA Tournament appearance and second in as many seasons. SLU earned a No. 4 seed in the Midwest Region, its best seeding ever. The Billikens knocked off New Mexico State in San Jose, Calif., in the second round before falling to Oregon in the third round.
- Saint Louis captured the Atlantic 10 Conference tournament championship at the Barclays Center in Brooklyn, defeating Charlotte, Butler and VCU for the Billikens' first conference crown since 2000.
- The Billikens marched through conference play with a 13-3 record, earning the outright regular-season championship resulting in a No. 1 seed at the A-10 tourney.
- SLU set a school record with 28 victories.
- **Dwayne Evans** and **Kwamain Mitchell** were named to the A-10 All-Tournament team. Evans was named Most Outstanding Player after averaging a team-best 21.7 ppg and 9.3 rpg during the three games. Mitchell scored a team-high 19 points in the championship game against VCU.
- **Dwayne Evans** ended the season with 1,024 career points, joining teammates **Kwamain Mitchell** and **Cody Ellis** as active members of the Billikens' 1,000-point club.
- **Dwayne Evans** was named first-team All-Conference, while **Cody Ellis** was tabbed the Sixth Man of the Year. **Jordair Jett** and **Kwamain Mitchell** were selected to the third team. Jett was chosen to the All-Defensive squad, while Evans was named All-Academic.
- SLU ended the regular season ranked No. 13 in the AP Top 25. The Billikens came in at No. 16 in the final USA Today Coaches Poll, released in the postseason.

**SCOUTING VANDERBILT**

- Vanderbilt enters Monday's game 7-3 overall and riding a three game winning streak.
- Sophomore guard **Eric McClellan** leads the Commodores with 14.8 ppg. He has also posted a team-high 10 steals.
- Senior forward **Rod Odom** contributes 13.3 ppg and a team-high 5.4 rpg, while senior guard **Kyle Fuller** has 10.0 ppg. Odom is among the SEC's top 3-point shooters, hitting 28-of-61 for 45.9 percent.
- Last season, Vanderbilt went 16-17 overall and 8-10 in the SEC.
- **Kevin Stallings**, a native of St. Louis suburb Collinsville, Ill., is 284-178 in 15 seasons at Vanderbilt. He is 407-241 in 20 seasons, which also includes a six-year stint at Illinois State.

**SERIES HISTORY**

- Vanderbilt leads the all-time series 5-3.
- The last meeting came during the 1997-98 season, with the Billikens posting a 78-74 victory at Scottrade Center. In that game, freshman **Larry Hughes** scored a game-high 27 points and added 12 rebounds. That Billiken victory avenged a 20-point loss to the Commodores a year prior in Nashville.
- Vanderbilt and Saint Louis met in the 1990 NIT title game at Madison Square Garden in New York. The Commodores captured the title with a 74-72 victory.
- Saint Louis is 58-46 all-time against SEC squads.

**Billikens A-10/NCAA Stats Rankings**

| TEAM STATS (ALL GAMES)       | A-10 | NCAA |
|------------------------------|------|------|
| Scoring Offense (72.2)       | 9    | 204  |
| Scoring Defense (58.4)       | 1    | 8    |
| Scoring Margin (+13.8)       | 1    | 30   |
| FG Pct. (.438)               | 8    | 216  |
| 3FG Pct. (.317)              | 9    | 38   |
| Free Throw Pct. (.725)       | 2    | 79   |
| FG Pct. Defense (.393)       | 3    | 38   |
| 3FG Pct. Defense (.253)      | 1    | 4    |
| Rebounds Per Game (37.6)     | 6    | 32*  |
| Rebounding Defense (34.2)    | 7    | -    |
| Rebounding Margin (+3.5)     | 7    | 102  |
| Blocked Shots Per Game (4.8) | 3    | 65*  |
| Assists Per Game (15.0)      | 3    | 24*  |
| Steals Per Game (7.9)        | 2    | 47   |
| Turnover Margin (+3.8)       | 3    | 29   |
| A-TO Ratio (+1.3)            | 1    | -    |

**INDIVIDUAL (ALL GAMES) Scoring**

| INDIVIDUAL (ALL GAMES)  | A-10 | NCAA |
|-------------------------|------|------|
| Dwayne Evans (15.9 ppg) | 8    | 223  |

**Rebounding**

|                        |    |      |
|------------------------|----|------|
| Grandy Glaze (6.8 rpg) | 11 | 124* |
| Dwayne Evans (5.9 rpg) | 19 | 236* |

**Assists per Game**

|                    |   |    |
|--------------------|---|----|
| Jordair Jett (4.6) | 4 | 96 |
|--------------------|---|----|

**Free-Throw Percentage**

|                     |      |   |
|---------------------|------|---|
| Dwayne Evans (.764) | T-13 | - |
|---------------------|------|---|

**Steals per Game**

|                        |      |     |
|------------------------|------|-----|
| Mike McCall Jr. (1.54) | T-10 | 196 |
| Jordair Jett (1.46)    | 12   | 229 |

**Blocks per Game**

|                    |   |     |
|--------------------|---|-----|
| John Manning (1.5) | 7 | 163 |
|--------------------|---|-----|

**Assist/Turnover Ratio**

|                     |   |    |
|---------------------|---|----|
| Jordair Jett (+2.3) | 3 | 86 |
|---------------------|---|----|

A-10 stats through games of Thursday, Dec. 26.

NCAA stats through games of Sunday, Dec. 22.

\* NCAA ranking represents statistical totals, not per game averages.

Rankings of A-10 out of 13 schools. Rankings in NCAA out of 345 schools.



<<Scan QR Code on your mobile device to view up-to-date A-10 statistics on [www.atlantic10.com](http://www.atlantic10.com).

**2013-14 INDIVIDUAL GAME HIGHS**

**Points**

SLU: 24, Dwayne Evans (vs. Indiana State)

OPP: 22, twice

**FGs Made**

SLU: 8, Dwayne Evans (vs. Old Dominion)

OPP: 10, Jarekious Bradley (Southeast Missouri)

**FGs Attempted**

SLU: 18, Mike McCall Jr. (at Southern Illinois)

OPP: 17, twice

**3FGs Made**

SLU: 3, multiple times

OPP: 4, Ambrose Mosley (Old Dominion)

**3FGs Attempted**

SLU: 7, twice

OPP: 7, Ambrose Mosley (Old Dominion)

**FTs Made**

SLU: 16, Dwayne Evans (vs. Indiana State)

OPP: 8, twice

**FTs Attempted**

SLU: 20, Dwayne Evans (vs. Indiana State)

OPP: 10, twice

**Rebounds**

SLU: 14, Grandy Glaze (vs. SIUE)

OPP: 15, Korey Billbury (Oral Roberts)

**Assists**

SLU: 9, Jordair Jett (vs. Valpo)

OPP: 6, Fred VanVleet (Wichita State)

**Blocks**

SLU: 4, Rob Loe (vs. North Carolina A&T)

OPP: 4, three times

**Steals**

SLU: 3, multiple times

OPP: 4, Jarekious Bradley (Southeast Missouri)

**SLU TEAM HIGHS/LOWS**

**Points**

High: 87 vs. Southeast Missouri

Low: 57 vs. Wisconsin

**FGs Made**

High: 33 vs. Southeast Missouri

Low: 21, three times

**3FGs Made**

High: 10 vs. Indiana State

Low: 3 vs. Southeast Missouri

**FTs Made**

High: 27 vs. Indiana State

Low: 6 vs. Bowling Green

**Rebounds**

High: 54 vs. Rockhurst

Low: 27 vs. Wichita State

**Assists**

High: 25 vs. Bowling Green

Low: 8, twice

**Blocks**

High: 8 vs. Indiana State

Low: 2 vs. Southeast Missouri

**Steals**

High: 12 vs. Wichita State

Low: 5, twice

**GAME-BY-GAME STARTING LINEUP**

| GAME                 | 1          | 2    | 3     | 4       | 5   |
|----------------------|------------|------|-------|---------|-----|
| Southeast Missouri   | McCall Jr. | Jett | Evans | Glaze   | Loe |
| at SIUE              | McCall Jr. | Jett | Evans | Glaze   | Loe |
| at Southern Illinois | McCall Jr. | Jett | Evans | Glaze   | Loe |
| Oral Roberts         | McCall Jr. | Jett | Evans | Glaze   | Loe |
| Bowling Green        | McCall Jr. | Jett | Evans | Glaze   | Loe |
| vs. Wisconsin        | McCall Jr. | Jett | Evans | Glaze   | Loe |
| vs. Old Dominion     | McCall Jr. | Jett | Evans | Agbeko  | Loe |
| Wichita State        | McCall Jr. | Jett | Evans | Agbeko  | Loe |
| Rockhurst            | McCall Jr. | Jett | Evans | Barnett | Loe |
| at Valparaiso        | McCall Jr. | Jett | Evans | Barnett | Loe |
| Wofford              | McCall Jr. | Jett | Evans | Barnett | Loe |
| Indiana State        | McCall Jr. | Jett | Evans | Barnett | Loe |
| North Carolina A&T   | McCall Jr. | Jett | Evans | Barnett | Loe |
| at Vanderbilt        |            |      |       |         |     |
| Yale                 |            |      |       |         |     |
| at Rhode Island      |            |      |       |         |     |
| at Dayton            |            |      |       |         |     |
| St. Bonaventure      |            |      |       |         |     |
| Fordham              |            |      |       |         |     |
| at Duquesne          |            |      |       |         |     |
| Richmond             |            |      |       |         |     |
| George Mason         |            |      |       |         |     |
| at Saint Joseph's    |            |      |       |         |     |
| at La Salle          |            |      |       |         |     |
| VCU                  |            |      |       |         |     |
| at George Mason      |            |      |       |         |     |
| George Washington    |            |      |       |         |     |
| Duquesne             |            |      |       |         |     |
| at VCU               |            |      |       |         |     |
| Dayton               |            |      |       |         |     |
| at UMass             |            |      |       |         |     |

**MISCELLANEOUS PLAYER STATS**

| STAT                         | 10-11 | 11-12 | 12-13 | 13-14 | CAREER |
|------------------------------|-------|-------|-------|-------|--------|
| <b>Double-Doubles</b>        |       |       |       |       |        |
| Dwayne Evans                 | 5     | 7     | 6     | 2     | 20     |
| Grandy Glaze                 |       | -     | -     | 1     | 1      |
| Rob Loe                      | -     | -     | 1     | -     | 1      |
| <b>Double-Digit Points</b>   |       |       |       |       |        |
| Dwayne Evans                 | 11    | 11    | 24    | 12    | 58     |
| Mike McCall Jr.              | 17    | 11    | 15    | 6     | 49     |
| Jordair Jett                 | 10    | 9     | 16    | 8     | 43     |
| Rob Loe                      | 8     | 4     | 8     | 8     | 28     |
| Jake Barnett                 | -     | -     | 2     | 2     | 4      |
| Austin McBroom               |       |       |       | 4     | 4      |
| Grandy Glaze                 | -     | -     | 1     | 2     | 3      |
| Tanner Lancona               |       |       |       | 1     | 1      |
| <b>Double-Digit Rebounds</b> |       |       |       |       |        |
| Dwayne Evans                 | 6     | 11    | 7     | 2     | 26     |
| Grandy Glaze                 |       | -     | 1     | 4     | 5      |
| Rob Loe                      | -     | 1     | 1     | -     | 2      |
| <b>Led team in Scoring</b>   |       |       |       |       |        |
| Dwayne Evans                 | 5     | 6     | 9     | 8     | 28     |
| Mike McCall Jr.              | 10    | 1     | 5     | 1     | 17     |
| Jordair Jett                 | 5     | 1     | 4     | 2     | 13     |
| Rob Loe                      | 1     | 1     | 4     | 1     | 7      |
| Grandy Glaze                 |       | -     | -     | 1     | 1      |

**SPECIALTY STATS**

|                      | <b>Points<br/>in Paint</b> | <b>Points<br/>Off TO</b> | <b>2nd<br/>Chance</b> | <b>Fast<br/>Break</b> | <b>Bench</b> | <b>SLU's Largest<br/>Lead</b> | <b>SLU's Largest<br/>Deficit</b> | <b>Times<br/>Tied</b> | <b>Lead<br/>Changes</b> | <b>Margin@Final<br/>Half Margin</b> |     |
|----------------------|----------------------------|--------------------------|-----------------------|-----------------------|--------------|-------------------------------|----------------------------------|-----------------------|-------------------------|-------------------------------------|-----|
| Southeast Missouri   | 56/22                      | 22/11                    | 17/9                  | 10/4                  | 19/5         | 26 (2nd, 00:51)               | 4 (2nd, 19:35)                   | 5                     | 5                       | -1                                  | +23 |
| at SIUE              | 40/36                      | 17/16                    | 8/4                   | 6/2                   | 25/15        | 32 (2nd, 3:43)                | 4 (1st, 18:30)                   | 1                     | 3                       | +25                                 | +24 |
| at Southern Illinois | 34/34                      | 11/16                    | 13/14                 | 10/8                  | 25/16        | 10 (2nd, 13:23)               | 13 (1st, 5:03)                   | 2                     | 3                       | +1                                  | +9  |
| Oral Roberts         | 42/26                      | 17/8                     | 14/10                 | 10/4                  | 21/13        | 17 (2nd, 0:12)                | 7 (1st, 7:15)                    | 10                    | 4                       | -3                                  | +17 |
| Bowling Green        | 38/26                      | 18/14                    | 17/13                 | 10/6                  | 33/8         | 29 (2nd, 0:59)                | None                             | 0                     | 0                       | +10                                 | +27 |
| vs. Wisconsin        | 26/30                      | 9/6                      | 10/9                  | 4/4                   | 16/17        | 3 (1st, 9:36)                 | 15 (2nd, 16:14)                  | 6                     | 4                       | -8                                  | -6  |
| vs. Old Dominion     | 30/20                      | 18/14                    | 13/11                 | 9/4                   | 9/17         | 14 (2nd, 3:58)                | 2 (1st, 19:22)                   | 6                     | 9                       | +2                                  | +10 |
| Wichita State        | 26/35                      | 25/8                     | 7/11                  | 6/7                   | 12/4         | 10 (1st, 13:53)               | 8 (1st, 4:38)                    | 6                     | 11                      | +1                                  | -5  |
| Rockhurst            | 40/20                      | 17/12                    | 16/2                  | 6/7                   | 17/22        | 27 (2nd, 5:51)                | None                             | 0                     | 0                       | +11                                 | +25 |
| at Valparaiso        | 34/34                      | 15/8                     | 9/20                  | 7/4                   | 19/22        | 12 (1st, 14:55)               | None                             | 1                     | 0                       | +9                                  | +2  |
| Wofford              | 26/24                      | 19/21                    | 11/4                  | 0/6                   | 16/12        | 20 (1st, 7:53)                | None                             | 0                     | 0                       | +8                                  | +14 |
| Indiana State        | 22/36                      | 15/8                     | 15/4                  | 10/6                  | 19/24        | 19 (2nd, 2:08)                | 2 (1st, 19:03)                   | 1                     | 1                       | +7                                  | +17 |
| North Carolina A&T   | 26/26                      | 11/12                    | 6/15                  | 6/0                   | 26/11        | 23 (2nd, 14:04)               | 2 (1st, 18:17)                   | 4                     | 3                       | +10                                 | +22 |
| at Vanderbilt        |                            |                          |                       |                       |              |                               |                                  |                       |                         |                                     |     |
| Yale                 |                            |                          |                       |                       |              |                               |                                  |                       |                         |                                     |     |
| at Rhode Island      |                            |                          |                       |                       |              |                               |                                  |                       |                         |                                     |     |
| at Dayton            |                            |                          |                       |                       |              |                               |                                  |                       |                         |                                     |     |
| St. Bonaventure      |                            |                          |                       |                       |              |                               |                                  |                       |                         |                                     |     |
| Fordham              |                            |                          |                       |                       |              |                               |                                  |                       |                         |                                     |     |
| at Duquesne          |                            |                          |                       |                       |              |                               |                                  |                       |                         |                                     |     |
| Richmond             |                            |                          |                       |                       |              |                               |                                  |                       |                         |                                     |     |
| George Mason         |                            |                          |                       |                       |              |                               |                                  |                       |                         |                                     |     |
| at Saint Joseph's    |                            |                          |                       |                       |              |                               |                                  |                       |                         |                                     |     |
| at La Salle          |                            |                          |                       |                       |              |                               |                                  |                       |                         |                                     |     |
| VCU                  |                            |                          |                       |                       |              |                               |                                  |                       |                         |                                     |     |
| at George Mason      |                            |                          |                       |                       |              |                               |                                  |                       |                         |                                     |     |
| George Washington    |                            |                          |                       |                       |              |                               |                                  |                       |                         |                                     |     |
| Duquesne             |                            |                          |                       |                       |              |                               |                                  |                       |                         |                                     |     |
| at VCU               |                            |                          |                       |                       |              |                               |                                  |                       |                         |                                     |     |
| Dayton               |                            |                          |                       |                       |              |                               |                                  |                       |                         |                                     |     |
| at UMass             |                            |                          |                       |                       |              |                               |                                  |                       |                         |                                     |     |

Stats listed as SLU/Opponent

**NUMERICAL ROSTER**

| <b>NO.</b> | <b>NAME</b>      | <b>POS.</b> | <b>HT.</b> | <b>WT.</b> | <b>YR.</b> | <b>HOMETOWN (PREVIOUS SCHOOL)</b>          |
|------------|------------------|-------------|------------|------------|------------|--|
| 1          | Grandy Glaze     | F           | 6-6        | 235        | Jr.        | Toronto, Ontario (Notre Dame Prep)         |
| 2          | Austin McBroom   | G           | 5-9        | 165        | So.        | North Hollywood, Calif. (Central Michigan) |
| 3          | Achraf Yacoubou* | G           | 6-4        | 210        | Jr.        | Bronx, N.Y. (Villanova)                    |
| 5          | Jordair Jett     | G           | 6-1        | 215        | Sr.        | St. Paul, Minn. (Notre Dame Prep)          |
| 10         | Joey LePak       | G           | 6-1        | 170        | So.        | Cedarburg, Wis. (Cedarburg)                |
| 11         | Mike McCall Jr.  | G           | 6-0        | 180        | Sr.        | Chicago, Ill. (Foreman)                    |
| 15         | Tanner Lancona   | F           | 6-8        | 230        | Fr.        | Trabuco Canyon, Calif. (Tesoro)            |
| 21         | Dwayne Evans     | F           | 6-6        | 230        | Sr.        | Bolingbrook, Ill. (Neuqua Valley)          |
| 22         | Austin Eagleton  | G           | 6-3        | 200        | Fr.        | Springfield, Ill. (Sacred Heart-Griffin)   |
| 30         | Jake Barnett     | F           | 6-5        | 205        | Sr.        | Wauwatosa, Wis. (Toledo)                   |
| 32         | Mike Crawford    | G/F         | 6-4        | 200        | Fr.        | Tipton, Ind. (Tipton)                      |
| 33         | Royce Simpson    | G           | 6-2        | 180        | Fr.        | Chicago, Ill. (Marist)                     |
| 35         | Reggie Agbeko    | F           | 6-7        | 240        | Fr.        | Buffalo, N.Y. (South Kent School)          |
| 51         | Rob Loe          | F           | 6-11       | 245        | Sr.        | Auckland, New Zealand (Westlake)           |
| 54         | John Manning     | C           | 6-11       | 240        | Jr.        | Chantilly, Va. (Chantilly)                 |

\* Must sit out the 2013-14 season due to NCAA transfer regulations

**ALPHABETICAL ROSTER**

| <b>NO.</b> | <b>NAME</b>      | <b>POS.</b> | <b>HT.</b> | <b>WT.</b> | <b>YR.</b> | <b>HOMETOWN (PREVIOUS SCHOOL)</b>          |
|------------|------------------|-------------|------------|------------|------------|--|
| 35         | Reggie Agbeko    | F           | 6-7        | 240        | Fr.        | Buffalo, N.Y. (South Kent School)          |
| 30         | Jake Barnett     | F           | 6-5        | 205        | Sr.        | Wauwatosa, Wis. (Toledo)                   |
| 32         | Mike Crawford    | G/F         | 6-4        | 200        | Fr.        | Tipton, Ind. (Tipton)                      |
| 22         | Austin Eagleton  | G           | 6-3        | 200        | Fr.        | Springfield, Ill. (Sacred Heart-Griffin)   |
| 21         | Dwayne Evans     | F           | 6-6        | 230        | Sr.        | Bolingbrook, Ill. (Neuqua Valley)          |
| 1          | Grandy Glaze     | F           | 6-6        | 235        | Jr.        | Toronto, Ontario (Notre Dame Prep)         |
| 5          | Jordair Jett     | G           | 6-1        | 215        | Sr.        | St. Paul, Minn. (Notre Dame Prep)          |
| 15         | Tanner Lancona   | F           | 6-8        | 230        | Fr.        | Trabuco Canyon, Calif. (Tesoro)            |
| 10         | Joey LePak       | G           | 6-1        | 170        | So.        | Cedarburg, Wis. (Cedarburg)                |
| 51         | Rob Loe          | F           | 6-11       | 245        | Sr.        | Auckland, New Zealand (Westlake)           |
| 54         | John Manning     | C           | 6-11       | 240        | Jr.        | Chantilly, Va. (Chantilly)                 |
| 2          | Austin McBroom   | G           | 5-9        | 165        | So.        | North Hollywood, Calif. (Central Michigan) |
| 11         | Mike McCall Jr.  | G           | 6-0        | 180        | Sr.        | Chicago, Ill. (Foreman)                    |
| 33         | Royce Simpson    | G           | 6-2        | 180        | Fr.        | Chicago, Ill. (Marist)                     |
| 3          | Achraf Yacoubou* | G           | 6-4        | 210        | Jr.        | Bronx, N.Y. (Villanova)                    |

\* Must sit out the 2013-14 season due to NCAA transfer regulations

**SAINT LOUIS STAFF**

**Head Coach:** Jim Crews

**Assistant Coach:** Tanner Bronson

**Assistant Coach:** Calbert Cheaney

**Assistant Coach:** Jim Platt

**Director of Basketball Operations:** Mike Lepore

**Video Coordinator:** Marcus Wilson

**Senior Graduate Manager:** Danny Brown

**PRONUNCIATIONS**

3 • Ash-raf Ya-coo-boo


15 • Lan-CONE-uh

35 • AG-beck-o


Scan the QR Code below to access the Billikens' roster with complete bios.









**Grandy Glaze**  
Jr. • F • 6-6 • 235




**Austin McBroom**  
So. • G • 5-9 • 165




**Achraf Yacoubou**  
RS Jr. • G • 6-4 • 210




**Jordair Jett**  
Sr. • G • 6-1 • 215




**Joey LePak**  
So. • G • 6-1 • 170



**Mike McCall Jr.**  
Sr. • G • 6-0 • 180



**Tanner Lancona**  
Fr. • F • 6-8 • 230




**Dwayne Evans**  
Sr. • F • 6-6 • 230



**Austin Eagleton**  
Fr. • G • 6-3 • 200




**Jake Barnett**  
Sr. • F • 6-5 • 205




**Mike Crawford**  
Fr. • G/F • 6-4 • 200




**Royce Simpson**  
Fr. • G • 6-2 • 180




**Reggie Agbeko**  
Fr. • F • 6-7 • 240



**Rob Loe**  
Sr. • F • 6-11 • 245



**John Manning**  
Jr. • C • 6-11 • 240



**Jim Crews**  
Head Coach



**Tanner Bronson**  
Assistant Coach




**Calbert Cheaney**  
Assistant Coach



**Jim Platt**  
Assistant Coach

# HeadCoach **JIM CREWS**



- ▶ Formally introduced as the Billikens' 26th head men's basketball coach on April 12, 2013.
- ▶ Has a 26-year head coaching record of **393-357** that includes stints at SLU (one year), Army (seven years) and Evansville (17 years). He is **39-9** in his second year at SLU.
- ▶ Tabbed the UPS NABC Division I Coach of the Year, Sporting News' National Coach of the Year and the A-10 Coach of the Year and was a finalist for the Naismith Coach of the Year award.
- ▶ Has been a part of 15 NCAA Tournaments as a player, assistant coach and head coach. Played on Indiana's 1976 national championship team and also won a title as an assistant coach in 1981.

Jim Crews was introduced as the Billikens' 26th head men's basketball coach on April 12, 2013. He led the Billikens to unprecedented success as interim head coach last year.

Crews was named interim head coach at the beginning of the 2012-13 campaign when it was announced that Rick Majerus would not coach. Crews led the Billikens to a school-record 28 victories (28-7), Atlantic 10 Conference regular-season and tournament championships and a second straight NCAA Tournament bid.

Crews' coaching performance, as well as the Billikens' success on the court, did not go unnoticed on the national scene. Crews earned national coach of the year awards from the Sporting News and the National Association of Basketball Coaches (NABC). He was one of four finalists for the Naismith Coach of the Year award. In addition, he earned his fifth conference coach of the year honor when he was named A-10 Coach of the Year.

Crews is in his 26th season as a collegiate head coach and has a **393-357** career record. Previously, he served seven seasons at Army from 2002-09. Preceding his appointment at West Point, Crews coached for 17 years at Evansville (1985-2002) and played and coached at Indiana.

Crews had a successful 17-year stint at Evansville, accumulating a 294-209 record. He guided the Purple Aces to six postseason appearances, including four trips to the NCAA Tournament. All six of those squads registered at least 21 victories. A four-time conference coach of the year (1987, 1989, 1992 Midwestern Collegiate; 1999 Missouri Valley), Crews is the only coach in Evansville's tradition-rich history to post nine consecutive non-losing seasons.

Crews learned from the legendary Bob Knight at Indiana for 12 seasons, four as a player and eight as an assistant coach.

During his four-year playing career from 1972 to 1976, the Hoosiers forged a remarkable 108-12 record. As a senior in 1976, Crews helped IU to a 32-0 record and a national championship, the last time a Division I men's program has posted an undefeated record.


After graduating from Indiana, Crews returned for an eight-year stint on Knight's coaching staff. Indiana captured another national championship in 1981, won three Big Ten championships (1980, 1981 and 1983) and posted a 174-76 record during his tenure as an assistant.

## CREWS' YEAR-BY-YEAR

| Year                   | School         | Overall               | Postseason      |
|------------------------|----------------|-----------------------|-----------------|
| <b>Head Coach</b>      |                |                       |                 |
| 1985-86                | Evansville     | 8-19                  | --              |
| 1986-87                | Evansville     | 16-12                 | --              |
| 1987-88                | Evansville     | 21-8                  | NIT             |
| 1988-89                | Evansville     | 25-6                  | NCAA Tournament |
| 1989-90                | Evansville     | 17-15                 | --              |
| 1990-91                | Evansville     | 14-14                 | --              |
| 1991-92                | Evansville     | 24-6                  | NCAA Tournament |
| 1992-93                | Evansville     | 23-7                  | NCAA Tournament |
| 1993-94                | Evansville     | 21-11                 | NIT             |
| 1994-95                | Evansville     | 18-9                  | --              |
| 1995-96                | Evansville     | 13-14                 | --              |
| 1996-97                | Evansville     | 17-14                 | --              |
| 1997-98                | Evansville     | 15-15                 | --              |
| 1998-99                | Evansville     | 23-10                 | NCAA Tournament |
| 1999-00                | Evansville     | 18-12                 | --              |
| 2000-01                | Evansville     | 14-16                 | --              |
| 2001-02                | Evansville     | 7-21                  | --              |
| 2002-03                | Army           | 5-22                  | --              |
| 2003-04                | Army           | 6-21                  | --              |
| 2004-05                | Army           | 4-23                  | --              |
| 2005-06                | Army           | 5-22                  | --              |
| 2006-07                | Army           | 15-16                 | --              |
| 2007-08                | Army           | 14-16                 | --              |
| 2008-09                | Army           | 11-19                 | --              |
| 2012-13                | Saint Louis    | 28-7                  | NCAA Tournament |
| 2013-14                | Saint Louis    | 10-2                  | In progress     |
| <b>TOTAL</b>           | <b>26 yrs.</b> | <b>393-357 (.524)</b> |                 |
| <b>AT SLU</b>          | <b>2 yrs.</b>  | <b>39-9 (.813)</b>    |                 |
| <b>Assistant Coach</b> |                |                       |                 |
| 1977-78                | Indiana        | 21-8                  | NCAA Tournament |
| 1978-79                | Indiana        | 22-12                 | NIT             |
| 1979-80                | Indiana        | 21-8                  | NCAA Tournament |
| 1980-81                | Indiana        | 26-9                  | NCAA Champions  |
| 1981-82                | Indiana        | 19-10                 | NCAA Tournament |
| 1982-83                | Indiana        | 24-6                  | NCAA Tournament |
| 1983-84                | Indiana        | 22-9                  | NCAA Tournament |
| 1984-85                | Indiana        | 19-14                 | NIT             |
| 2011-12                | Saint Louis    | 26-8                  | NCAA Tournament |
| <b>Player</b>          |                |                       |                 |
| 1972-73                | Indiana        | 22-6                  | NCAA Final Four |
| 1973-74                | Indiana        | 23-5                  | --              |
| 1974-75                | Indiana        | 31-1                  | NCAA Tournament |
| 1975-76                | Indiana        | 32-0                  | NCAA Champions  |



< Scan QR Code for Jim Crews' complete bio on SLUBillikens.com



# 35 • REGGIE AGBEKO



Fr. • Forward • 6-7 • 240 • Buffalo, N.Y. • South Kent School | MAJOR: University College

### ► SEASON HIGHLIGHTS

Hit his only shot from the field against North Carolina A&T, his first game back after suffering a concussion in the Valpo game ... was 2-for-3 from the field with five points in 14 minutes in his first-career start against Old Dominion ... had four points in nine minutes against Bowling Green ... played a season-high nine minutes against Oral Roberts and collected four rebounds ... nailed the only shot he took from the field ... hit both of this shots from the field against Southern Illinois, the first action of his career ... played six minutes against the Salukis.

### ► PREVIOUS

Comes to SLU from South Kent School, a prep school in Connecticut that plays in the New England Preparatory School Athletic Council, one of the premier prep leagues in the country ... earned second-team All-NEPSAC honors at South Kent ... played the previous two seasons at St. Joseph's College Institute in Buffalo, N.Y. ... averaged a double-double over two seasons with the Marauders ... native of Ghana who moved to Buffalo in 2010.

*Jim Crews on Agbeko at time of signing:* "We are excited to welcome Reggie into the Billiken program. We really like Reggie's ability to score on the block and he is an outstanding rebounder. He has a very high ceiling as he has played only three years of organized basketball in the United States. Billiken fans are going to love watching him play because of his competitiveness. He is very skilled for a big man."

### SEASON/CAREER HIGHS

#### POINTS

SEASON: 5 vs. ODU, 11/27/13  
CAREER: 5 vs. ODU, 11/27/13

#### REBOUNDS

SEASON: 4 vs. ORU, 11/21/13  
CAREER: 4 vs. ORU, 11/21/13

#### ASSISTS

SEASON: 1, twice  
CAREER: 1, twice

#### STEALS

SEASON:  
CAREER:

#### BLOCKS

SEASON: 1 vs. ORU, 11/21/13  
CAREER: 1 vs. ORU, 11/21/13

#### FIELD GOALS MADE

SEASON: 2, four times  
CAREER: 2, four times

#### FIELD GOAL ATTEMPTS

SEASON: 3, twice  
CAREER: 3, twice

#### 3-PT. FIELD GOALS MADE

SEASON:  
CAREER:

#### 3-PT. FIELD GOALS ATTEMPTED

SEASON:  
CAREER:

#### FREE THROWS MADE

SEASON: 1 vs. ODU, 11/27/13  
CAREER: 5 vs. ODU, 11/27/13

#### FREE THROWS ATTEMPTED

SEASON: 2 vs. ODU, 11/27/13  
CAREER: 2 vs. ODU, 11/27/13

#### MINUTES PLAYED

SEASON: 14 vs. ODU, 11/27/13  
CAREER: 14 vs. ODU, 11/27/13


### AGBEKO'S 2013-14 GAME-BY-GAME STATS

| Opponent             | Date       | gs | min | Total  |       | 3-Pointers |      | Free throws |      | Rebounds |     |     |     | pf | a | t/o | blk | stl | pts | avg |
|----------------------|------------|----|-----|--------|-------|------------|------|-------------|------|----------|-----|-----|-----|----|---|-----|-----|-----|-----|-----|
|                      |            |    |     | fg-fga | pct   | 3fg-fga    | pct  | ft-fa       | pct  | off      | def | tot | avg |    |   |     |     |     |     |     |
| at Southern Illinois | 11/16/13   | 6  |     | 2-2    | 1.000 | 0-0        | .000 | 0-0         | .000 | 0        | 1   | 1   | 1.0 | 0  | 0 | 0   | 0   | 0   | 4   | 4.0 |
| ORAL ROBERTS         | 11/21/13   | 9  |     | 1-1    | 1.000 | 0-0        | .000 | 0-0         | .000 | 2        | 2   | 4   | 2.5 | 1  | 0 | 1   | 1   | 0   | 2   | 3.0 |
| BOWLING GREEN        | 11/23/13   | 9  |     | 2-3    | .667  | 0-0        | .000 | 0-0         | .000 | 0        | 3   | 3   | 2.7 | 2  | 1 | 1   | 0   | 0   | 4   | 3.3 |
| vs Wisconsin         | 11/26/13   | 1  |     | 0-0    | .000  | 0-0        | .000 | 0-0         | .000 | 0        | 1   | 1   | 2.3 | 1  | 0 | 0   | 0   | 0   | 0   | 2.5 |
| vs Old Dominion      | 11/27/13 * | 14 |     | 2-3    | .667  | 0-0        | .000 | 1-2         | .500 | 0        | 1   | 1   | 2.0 | 0  | 0 | 3   | 0   | 0   | 5   | 3.0 |
| WICHITA STATE        | 12/01/13 * | 6  |     | 0-1    | .000  | 0-0        | .000 | 0-0         | .000 | 0        | 1   | 1   | 1.8 | 0  | 1 | 0   | 0   | 0   | 0   | 2.5 |
| ROCKHURST            | 12/03/13   | 4  |     | 2-2    | 1.000 | 0-0        | .000 | 0-1         | .000 | 0        | 3   | 3   | 2.0 | 2  | 0 | 0   | 0   | 0   | 4   | 2.7 |
| at Valparaiso        | 12/07/13   | 1  |     | 0-1    | .000  | 0-0        | .000 | 0-0         | .000 | 1        | 0   | 1   | 1.9 | 0  | 0 | 0   | 0   | 0   | 0   | 2.4 |
| NORTH CAROLINA A&T   | 12/21/13   | 3  |     | 1-1    | 1.000 | 0-0        | .000 | 0-0         | .000 | 0        | 0   | 0   | 1.7 | 0  | 0 | 0   | 0   | 0   | 2   | 2.3 |
| Totals               |            | 2  | 53  | 10-14  | .714  | 0-0        | .000 | 1-3         | .333 | 3        | 12  | 15  | 1.7 | 6  | 2 | 5   | 1   | 0   | 21  | 2.3 |

Games played: 9  
Minutes/game: 5.9  
Points/game: 2.3  
FG Pct: 71.4  
FT Pct: 33.3

Rebounds/game: 1.7  
Assists/game: 0.2  
Turnovers/game: 0.6  
Assist/turnover ratio: 0.4  
Blocks/game: 0.1

| Season  | gp-gs | min/avg | Total  |      | 3-Point |      | F-Throws |      | Rebounds |     |     |     | Scoring |    |     |    |     |     |     |     |
|---------|-------|---------|--------|------|---------|------|----------|------|----------|-----|-----|-----|---------|----|-----|----|-----|-----|-----|-----|
|         |       |         | fg-fga | pct  | fg-fga  | pct  | ft-fa    | pct  | off      | def | tot | avg | pf      | fo | ast | to | blk | stl | pts | avg |
| 2013-14 | 9-2   | 53/5.9  | 10-14  | .714 | 0-0     | .000 | 1-3      | .333 | 3        | 12  | 15  | 1.7 | 6       | 0  | 2   | 5  | 1   | 0   | 21  | 2.3 |
| TOTAL   | 9-2   | 53/5.9  | 10-14  | .714 | 0-0     | .000 | 1-3      | .333 | 3        | 12  | 15  | 1.7 | 6       | 0  | 2   | 5  | 1   | 0   | 21  | 2.3 |



# 30 • JAKE BARNETT



Senior • Forward • 6-5 • 205 • Wauwatosa, Wis. • Notre Dame Prep | MAJOR: MBA

► **SEASON HIGHLIGHTS**

Has at least one 3-pointer in five straight games ... nailed two treys and was 3-of-4 from the line against Wofford ... hit a pair of 3s in the Valpo game ... started the Rockhurst game and turned in 12 points ... also dished out a career-best four assists against the Hawks ... had five rebounds and a career-high two blocks against Old Dominion ... buried a pair of treys en route to eight points against Oral Roberts ... finished one off his career high with 12 points against Southern Illinois ... hit three 3-pointers against SIU, all coming in the first half that helped SLU erase an early deficit ... collected five rebounds in 14 minutes of action against Southeast Missouri State.

► **CAREER HIGHLIGHTS**

**2012-13 • Junior**

Played in all 35 games while making a pair of starts ... scored 3.6 ppg and recorded 2.7 rpg ... hit 24 3-pointers.

**2011-12 • Sophomore**

Appeared in 17 games ... hit four field goals on the season, all 3-pointers, and was a perfect 8-of-8 at the free-throw line to account for his 20 points.

**2009-10 • Freshman | at Toledo**

Named to the Mid-American Conference All-Freshman team after averaging a team-high 12.9 ppg and sinking 71 3-point field goals to go along with 49 assists and 20 steals ... his 414 points are the second most scored by a freshman in Toledo history ... scoring average was second amongst all freshmen in the league, and he ranked in the top 15 in five categories in the MAC ... led Rockets in 3-point field-goal percentage, free-throw percentage and minutes played ... served as a team captain, becoming the first UT freshman ever to earn the honor.

**At Notre Dame Prep**

Averaged eight points and four rebounds per game for the 29-6 squad that included several future NCAA Division I players ... concluded season with 22-point effort against Brewster Academy in first round of National Prep Championship.

**At Wauwatosa East High School**

A 2008 graduate of East High School ... three-year letterwinner ... captain and team MVP for Division I state title squad as a senior ... tallied 15 points and seven rebounds in title game ... received honorable mention All-State and All-Greater Metro accolades after averaging 12 ppg.

**SEASON/CAREER HIGHS**

**POINTS**

SEASON: 12, twice  
CAREER: 13 vs. Charlotte, 2/16/13

**REBOUNDS**

SEASON: 5, twice  
CAREER: 8 vs. UT Martin, 12/15/12

**ASSISTS**

SEASON: 4 vs. Rockhurst, 12/3/13  
CAREER: 4 vs. Rockhurst, 12/3/13

**STEALS**

SEASON: 2, three times  
CAREER: 3 vs. Butler, 1/31/13

**BLOCKS**

SEASON: 2, twice  
CAREER: 2, twice

**FIELD GOALS MADE**

SEASON: 4, twice  
CAREER: 4, three times

**FIELD GOAL ATTEMPTS**

SEASON: 9 at SIU, 11/16/13  
CAREER: 9, twice

**3-PT. FIELD GOALS MADE**

SEASON: 3, twice  
CAREER: 4 vs. Charlotte, 2/16/13

**3-PT. FIELD GOALS ATTEMPTED**

SEASON: 7 at SIU, 11/16/13  
CAREER: 8 vs. LMU, 12/22/12

**FREE THROWS MADE**

SEASON: 3 vs. Wichita St., 12/1/13  
CAREER: 4, twice

**FREE THROWS ATTEMPTED**

SEASON: 4 vs. Wichita St., 12/1/13  
CAREER: 4, five times

**MINUTES PLAYED**

SEASON: 28, twice  
CAREER: 33 vs. Kansas, 11/20/12


**BARNETT'S 2013-14 GAME-BY-GAME STATS**

| Opponent             | Date     | gs | min | Total  |      | 3-Pointers |      | Free throws |       | Rebounds |     |     |     | pf | a  | t/o | blk | stl | pts | avg |
|----------------------|----------|----|-----|--------|------|------------|------|-------------|-------|----------|-----|-----|-----|----|----|-----|-----|-----|-----|-----|
|                      |          |    |     | fg-fga | pct  | 3fg-fga    | pct  | ft-fa       | pct   | off      | def | tot | avg |    |    |     |     |     |     |     |
| SOUTHEAST MISSOURI   | 11/08/13 | 14 | 0-2 | .000   | 0-2  | .000       | 1-2  | .500        | 0     | 5        | 5   | 5.0 | 5   | 2  | 0  | 0   | 1   | 1   | 1.0 |     |
| at SIUE              | 11/13/13 | 17 | 0-1 | .000   | 0-1  | .000       | 0-0  | .000        | 0     | 1        | 1   | 3.0 | 2   | 1  | 1  | 0   | 0   | 0   | 0.5 |     |
| at Southern Illinois | 11/16/13 | 20 | 4-9 | .444   | 3-7  | .429       | 1-1  | 1.000       | 1     | 1        | 2   | 2.7 | 4   | 2  | 0  | 0   | 0   | 12  | 4.3 |     |
| ORAL ROBERTS         | 11/21/13 | 21 | 3-4 | .750   | 2-2  | 1.000      | 0-0  | .000        | 0     | 1        | 1   | 2.3 | 3   | 1  | 1  | 0   | 2   | 8   | 5.3 |     |
| BOWLING GREEN        | 11/23/13 | 16 | 1-3 | .333   | 1-3  | .333       | 0-0  | .000        | 0     | 3        | 3   | 2.4 | 0   | 1  | 0  | 0   | 2   | 3   | 4.8 |     |
| vs Wisconsin         | 11/26/13 | 22 | 0-2 | .000   | 0-0  | .000       | 0-0  | .000        | 0     | 1        | 1   | 2.2 | 3   | 1  | 1  | 0   | 2   | 0   | 4.0 |     |
| vs Old Dominion      | 11/27/13 | 16 | 0-3 | .000   | 0-3  | .000       | 0-0  | .000        | 0     | 5        | 5   | 2.6 | 2   | 0  | 0  | 2   | 0   | 0   | 3.4 |     |
| WICHITA STATE        | 12/01/13 | 28 | 0-5 | .000   | 0-4  | .000       | 3-4  | .750        | 0     | 2        | 2   | 2.5 | 1   | 0  | 0  | 0   | 0   | 3   | 3.4 |     |
| ROCKHURST            | 12/03/13 | *  | 20  | 4-8    | .500 | 3-5        | .600 | 1-2         | .500  | 0        | 2   | 2   | 2.4 | 2  | 4  | 2   | 0   | 0   | 12  | 4.3 |
| at Valparaiso        | 12/07/13 | *  | 26  | 2-5    | .400 | 2-4        | .500 | 0-0         | .000  | 0        | 3   | 3   | 2.5 | 3  | 1  | 0   | 0   | 0   | 6   | 4.5 |
| WOFFORD              | 12/14/13 | *  | 25  | 2-3    | .667 | 2-3        | .667 | 3-4         | .750  | 1        | 3   | 4   | 2.6 | 2  | 0  | 2   | 2   | 1   | 9   | 4.9 |
| INDIANA STATE        | 12/18/13 | *  | 25  | 2-7    | .286 | 1-6        | .167 | 2-2         | 1.000 | 0        | 1   | 1   | 2.5 | 4  | 0  | 1   | 1   | 0   | 7   | 5.1 |
| NORTH CAROLINA A&T   | 12/21/13 | *  | 28  | 1-7    | .143 | 1-6        | .167 | 0-0         | .000  | 0        | 1   | 1   | 2.4 | 2  | 3  | 2   | 0   | 0   | 3   | 4.9 |
| Totals               |          | 5  | 278 | 19-59  | .322 | 15-46      | .326 | 11-15       | .733  | 2        | 29  | 31  | 2.4 | 33 | 16 | 10  | 5   | 8   | 64  | 4.9 |

Games played: 13  
Minutes/game: 21.4  
Points/game: 4.9  
FG Pct: 32.2  
3FG Pct: 32.6  
FT Pct: 73.3

Rebounds/game: 2.4  
Assists/game: 1.2  
Turnovers/game: 0.8  
Assist/turnover ratio: 1.6  
Steals/game: 0.6  
Blocks/game: 0.4

| Season  | gp-gs | min/avg  | Total  |      | 3-Point |      | F-Throws |       | Rebounds |     |     |     | Scoring |    |     |    |     |     |     |     |
|---------|-------|----------|--------|------|---------|------|----------|-------|----------|-----|-----|-----|---------|----|-----|----|-----|-----|-----|-----|
|         |       |          | fg-fga | pct  | fg-fga  | pct  | ft-fa    | pct   | off      | def | tot | avg | pf      | fo | ast | to | blk | stl | pts | avg |
| 2011-12 | 17-0  | 90/5.3   | 4-18   | .222 | 4-14    | .286 | 8-8      | 1.000 | 0        | 9   | 9   | 0.5 | 4       | 0  | 3   | 5  | 1   | 3   | 20  | 1.2 |
| 2012-13 | 35-2  | 533/15.2 | 40-106 | .377 | 24-72   | .333 | 21-31    | .677  | 24       | 70  | 94  | 2.7 | 30      | 0  | 29  | 28 | 3   | 17  | 125 | 3.6 |
| 2013-14 | 13-5  | 278/21.4 | 19-59  | .322 | 15-46   | .326 | 11-15    | .733  | 2        | 29  | 31  | 2.4 | 33      | 1  | 16  | 10 | 5   | 8   | 64  | 4.9 |
| TOTAL   | 65-7  | 901/13.9 | 63-183 | .344 | 43-132  | .326 | 40-54    | .741  | 26       | 108 | 134 | 2.1 | 67      | 1  | 48  | 43 | 9   | 28  | 209 | 3.2 |



# 32 • MIKE CRAWFORD



Freshman • G/F • 6-4 • 200 • Tipton, Ind. • Tipton HS | MAJOR: Business Administration

### ► SEASON HIGHLIGHTS

Dished out a career-best two assists in eight minutes against Rockhurst ... started career hitting 5-of-5 from the field, including 2-of-2 from long range ... logged a career-high 10 minutes at SIUE ... hit his lone shot from the floor, giving him a perfect shooting mark (4-of-4) for his career ... scored eight points in just three minutes in his collegiate debut against Southeast Missouri State ... was 3-of-3 from the field and 1-for-1 from long range against the Redhawks.

### ► PREVIOUS

All-State performer and Indiana Mr. Basketball candidate ... graduates as Tipton's all-time leading scorer with 2,104 career points ... that point total among the top 30 in Indiana prep history ... led the Blue Devils to three consecutive berths in the Indiana Class 2A final four ... in his four years, helped Tipton forge a remarkable 93-14 record ... as a senior, averaged 27.7 ppg and 8.9 rpg in leading Tipton to a school-record 25 wins and its third straight Class 2A regional title ... scored 35 points on 11-of-22 shooting and 10-of-11 from the line in a win against No. 8 Kokomo (Class 4A) ... as a junior, was the Blue Devils' top 3-point shooter and averaged more than 20.0 ppg and 6.0 rpg ... Indiana Junior All-Star selection ... one of just 12 players in his school's history to reach 1,000 points for his career ... Academic first-team selection by the Indiana Basketball Coaches Association.

*Jim Crews on Crawford at time of signing:* "Mike will be a great addition to Saint Louis University because of his excellence on the court and in the classroom. His ability to make shots and handle the ball, as well as his understanding of the game, makes him a very good fit for our program. We are very excited to have him join the Billiken community."

#### SEASON/CAREER HIGHS

##### POINTS

SEASON: 8 vs. SEMO, 11/8/13  
CAREER: 8 vs. SEMO, 11/8/13

##### REBOUNDS

SEASON: 1 vs. ORU, 11/21/13  
CAREER: 1 vs. ORU, 11/21/13

##### ASSISTS

SEASON: 2 vs. Rockhurst, 12/3/13  
CAREER: 2 vs. Rockhurst, 12/3/13

##### STEALS

SEASON:  
CAREER:

##### BLOCKS

SEASON:  
CAREER:

##### FIELD GOALS MADE

SEASON: 3 vs. SEMO, 11/8/13  
CAREER: 3 vs. SEMO, 11/8/13

##### FIELD GOAL ATTEMPTS

SEASON: 3, twice  
CAREER: 3, twice

##### 3-PT. FIELD GOALS MADE

SEASON: 1 vs. SEMO, 11/8/13  
CAREER: 1 vs. SEMO, 11/8/13

##### 3-PT. FIELD GOALS ATTEMPTED

SEASON: 1 vs. SEMO, 11/8/13  
CAREER: 1 vs. SEMO, 11/8/13

##### FREE THROWS MADE

SEASON: 1 vs. SEMO, 11/8/13  
CAREER: 1 vs. SEMO, 11/8/13

##### FREE THROWS ATTEMPTED

SEASON: 2 vs. SEMO, 11/8/13  
CAREER: 2 vs. SEMO, 11/8/13

##### MINUTES PLAYED

SEASON: 10 at SIUE, 11/13/13  
CAREER: 10 at SIUE, 11/13/13

#### CRAWFORD'S 2013-14 GAME-BY-GAME STATS


| Opponent           | Date     | gs | min | Total  |       | 3-Pointers |       | Free throws |       | Rebounds |     |     | pf  | a   | t/o | blk | stl | pts | avg |     |
|--------------------|----------|----|-----|--------|-------|------------|-------|-------------|-------|----------|-----|-----|-----|-----|-----|-----|-----|-----|-----|-----|
|                    |          |    |     | fg-fga | pct   | 3fg-fga    | pct   | ft-fa       | pct   | off      | def | tot |     |     |     |     |     |     |     | avg |
| SOUTHEAST MISSOURI | 11/08/13 |    | 3   | 3-3    | 1.000 | 1-1        | 1.000 | 1-2         | .500  | 0        | 0   | 0   | 0.0 | 1   | 0   | 0   | 0   | 8   | 8.0 |     |
| at SIUE            | 11/13/13 |    | 10  | 1-1    | 1.000 | 0-0        | .000  | 0-0         | .000  | 0        | 0   | 0   | 0.0 | 0   | 1   | 0   | 0   | 2   | 5.0 |     |
| ORAL ROBERTS       | 11/21/13 |    | 1   | 1-1    | 1.000 | 1-1        | 1.000 | 0-0         | .000  | 0        | 1   | 1   | 0.3 | 0   | 0   | 0   | 0   | 3   | 4.3 |     |
| BOWLING GREEN      | 11/23/13 |    | 7   | 0-3    | .000  | 0-0        | .000  | 0-0         | .000  | 0        | 1   | 1   | 0.5 | 1   | 0   | 0   | 0   | 0   | 3.3 |     |
| vs Old Dominion    | 11/27/13 |    | 1   | 0-0    | .000  | 0-0        | .000  | 0-0         | .000  | 0        | 0   | 0   | 0.4 | 0   | 0   | 0   | 0   | 0   | 2.6 |     |
| ROCKHURST          | 12/03/13 |    | 8   | 0-0    | .000  | 0-0        | .000  | 0-0         | .000  | 0        | 0   | 0   | 0.3 | 1   | 2   | 1   | 0   | 0   | 2.2 |     |
| at Valparaiso      | 12/07/13 |    | 1   | 0-0    | .000  | 0-0        | .000  | 0-0         | .000  | 0        | 0   | 0   | 0.3 | 0   | 0   | 0   | 0   | 0   | 1.9 |     |
| WOFFORD            | 12/14/13 |    | 1   | 0-0    | .000  | 0-0        | .000  | 0-0         | .000  | 0        | 0   | 0   | 0.3 | 0   | 0   | 0   | 0   | 0   | 1.6 |     |
| NORTH CAROLINA A&T | 12/21/13 |    | 4   | 0-2    | .000  | 0-0        | .000  | 2-2         | 1.000 | 1        | 0   | 1   | 0.3 | 0   | 0   | 0   | 0   | 2   | 1.7 |     |
| Totals             |          |    | 0   | 36     | 5-10  | .500       | 2-2   | 1.000       | 3-4   | .750     | 1   | 2   | 3   | 0.3 | 3   | 3   | 1   | 0   | 15  | 1.7 |

Games played: 9  
Minutes/game: 4.0  
Points/game: 1.7  
FG Pct: 50.0  
3FG Pct: 100.0  
FT Pct: 75.0

Rebounds/game: 0.3  
Assists/game: 0.3  
Turnovers/game: 0.1  
Assist/turnover ratio: 3.0

| Season  | gp-gs | min/avg | Total  |      | 3-Point |       | F-Throws |      | Rebounds |     |     |     | Scoring |    |     |    |     |     |     |     |
|---------|-------|---------|--------|------|---------|-------|----------|------|----------|-----|-----|-----|---------|----|-----|----|-----|-----|-----|-----|
|         |       |         | fg-fga | pct  | fg-fga  | pct   | ft-fa    | pct  | off      | def | tot | avg | pf      | fo | ast | to | blk | stl | pts | avg |
| 2013-14 | 9-0   | 36/4.0  | 5-10   | .500 | 2-2     | 1.000 | 3-4      | .750 | 1        | 2   | 3   | 0.3 | 3       | 0  | 3   | 1  | 0   | 0   | 15  | 1.7 |
| TOTAL   | 9-0   | 36/4.0  | 5-10   | .500 | 2-2     | 1.000 | 3-4      | .750 | 1        | 2   | 3   | 0.3 | 3       | 0  | 3   | 1  | 0   | 0   | 15  | 1.7 |

# 21 • DWAYNE EVANS



Senior • Forward • 6-6 • 230 • Bolingbrook, Ill. • Neuqua Valley HS | MAJOR: Business Admin.

► **SEASON HIGHLIGHTS**

Had 20th double-double of career with 22 points, 13 rebounds vs. North Carolina A&T ... posted a season-high 24 points against Indiana State ... notched first double-double of season vs. Valpo with 21 points and 10 rebounds ... had 17 points against Rockhurst ... scored a season-high 21 against Old Dominion on 8-of-13 shooting ... led SLU with 14 points in win against Bowling Green ... one of four Billikens to score in double figures against Oral Roberts with 11 points ... despite a slow start vs. SIU, finished with 13 points and six rebounds vs. the Salukis ... was 4-of-5 from the field and 6-of-8 from the charity stripe en route to 14 points against SIUE ... also registered a career-high six assists against the Cougars ... tied for team-high honors with 16 points against SEMO ... was 6-of-10 from the field and 4-of-4 from the line against the Redhawks ... pre-season first-team All-Conference.

► **CAREER HIGHLIGHTS**

**2012-13 • Junior**

First-team All-Conference selection ... NABC All-District 4 second team ... led the team in scoring (14.0 ppg) and rebounding (7.7 rpg) ... has led the team in rebounding in each of his three seasons ... finished 15th in the A-10 in scoring ... sixth in the conference in rebounding ... one of three A-10 players to rank in the top 15 in scoring and top 10 in rebounding ... had six double-doubles on the year, giving him 18 for his career ... scored in double figures in each of his final 18 games ... Most Outstanding Player of A-10 Championship and All-Tournament team at the CBE Hall of Fame Classic.

**2011-12 • Sophomore**

Led the team in rebounding (7.3 rpg) and was fourth on the squad with 7.9 ppg ... was seventh in the A-10 in rebounds per game ... in conference games only, ranked sixth in the A-10 with 8.4 rpg ... also scored 9.7 ppg in league games ... finished the year with seven double-doubles.

**2010-11 • Freshman**

Played in all 31 games and started 20 times ... led the Billikens in rebounding (6.5 rpg) and was third in scoring (8.5 ppg) ... named to the Atlantic 10 Conference All-Rookie team ... was 14th in the conference and first among freshmen in rebounding ... shot 49.5 percent from the field, which ranked 10th in the league ... in A-10 games only, ranked sixth in the conference with 7.7 rpg ... earned back-to-back A-10 Rookie of the Week plaudits (Feb. 21 and Feb. 28) ... one of just four Billikens in history to record 200 or more rebounds in his freshman campaign ... his 6.5 rpg ranks sixth in the SLU freshman record book.

**Prep**

Selected the Daily Herald Player of the Year ... averaged a double-double as a senior with 16.9 points, 12 rebounds and 3.2 assists ... led the Wildcats to three conference titles and two sectional crowns ... set school's career rebounding record with 737 and finished second all-time in scoring with 1,122 points ... was on the Neuqua Valley academic honor roll every semester.

**SEASON/CAREER HIGHS**

**POINTS**

SEASON: 24 vs. Ind. State, 12/18/13  
CAREER: 25 vs. Charlotte, 3/15/13

**REBOUNDS**

SEASON: 13 vs. NC A&T, 12/21/13  
CAREER: 17 vs. Chicago St., 2/22/11

**ASSISTS**

SEASON: 6 vs. SIUE, 11/13/13  
SEASON: 6 vs. SIUE, 11/13/13

**STEALS**

SEASON: 3 vs. Wichita St., 12/1/13  
CAREER: 4 at GW, 3/2/13

**BLOCKS**

SEASON: 2, twice  
CAREER: 3, four times

**FIELD GOALS MADE**

SEASON: 8, twice  
CAREER: 11 vs. N. Mex. St., 3/21/13

**FIELD GOAL ATTEMPTS**

SEASON: 15 vs. Valpo, 12/7/13  
CAREER: 17 at La Salle, 2/11/12

**3-PT. FIELD GOALS MADE**

SEASON:  
CAREER: 2, twice

**3-PT. FIELD GOALS ATTEMPTED**

SEASON: 1, six times  
CAREER: 4 at UMass, 1/23/12

**FREE THROWS MADE**

SEASON: 16 vs. Ind. State, 12/18/13  
CAREER: 16 vs. Ind. State, 12/18/13

**FREE THROWS ATTEMPTED**

SEASON: 20 vs. Ind. State, 12/18/13  
CAREER: 20 vs. Ind. State, 12/18/13

**MINUTES PLAYED**

SEASON: 37, three times  
CAREER: 37, four times

**EVANS' 2013-14 GAME-BY-GAME STATS**

| Opponent             | Date     | gs | min | Total  |        | 3-Pointers |      | Free throws |        | Rebounds |     |     |     | pf  | a  | t/o | blk | stl | pts | avg  |      |
|----------------------|----------|----|-----|--------|--------|------------|------|-------------|--------|----------|-----|-----|-----|-----|----|-----|-----|-----|-----|------|------|
|                      |          |    |     | fg-fga | pct    | 3fg-fga    | pct  | ft-fa       | pct    | off      | def | tot | avg |     |    |     |     |     |     |      |      |
| SOUTHEAST MISSOURI   | 11/08/13 | *  | 31  | 6-10   | .600   | 0-1        | .000 | 4-4         | 1.000  | 3        | 1   | 4   | 4.0 | 2   | 1  | 3   | 1   | 1   | 16  | 16.0 |      |
| at SIUE              | 11/13/13 | *  | 23  | 4-5    | .800   | 0-1        | .000 | 6-8         | .750   | 0        | 4   | 4   | 4.0 | 2   | 6  | 2   | 0   | 1   | 14  | 15.0 |      |
| at Southern Illinois | 11/16/13 | *  | 30  | 4-10   | .400   | 0-1        | .000 | 5-6         | .833   | 2        | 4   | 6   | 4.7 | 2   | 1  | 2   | 1   | 1   | 13  | 14.3 |      |
| ORAL ROBERTS         | 11/21/13 | *  | 32  | 4-12   | .333   | 0-1        | .000 | 3-4         | .750   | 1        | 3   | 4   | 4.5 | 2   | 2  | 1   | 0   | 0   | 11  | 13.5 |      |
| BOWLING GREEN        | 11/23/13 | *  | 21  | 6-10   | .600   | 0-0        | .000 | 2-4         | .500   | 1        | 3   | 4   | 4.4 | 3   | 1  | 2   | 0   | 1   | 14  | 13.6 |      |
| vs Wisconsin         | 11/26/13 | *  | 27  | 4-11   | .364   | 0-0        | .000 | 4-6         | .667   | 1        | 6   | 7   | 4.8 | 5   | 0  | 2   | 1   | 1   | 12  | 13.3 |      |
| vs Old Dominion      | 11/27/13 | *  | 37  | 8-13   | .615   | 0-1        | .000 | 5-9         | .556   | 3        | 2   | 5   | 4.9 | 1   | 0  | 1   | 2   | 2   | 21  | 14.4 |      |
| WICHITA STATE        | 12/01/13 | *  | 37  | 5-11   | .455   | 0-1        | .000 | 8-9         | .889   | 3        | 2   | 5   | 4.9 | 0   | 4  | 4   | 1   | 3   | 18  | 14.9 |      |
| ROCKHURST            | 12/03/13 | *  | 27  | 5-8    | .625   | 0-0        | .000 | 7-8         | .875   | 1        | 5   | 6   | 5.0 | 1   | 1  | 2   | 1   | 0   | 17  | 15.1 |      |
| at Valparaiso        | 12/07/13 | *  | 37  | 6-15   | .400   | 0-0        | .000 | 9-12        | .750   | 3        | 7   | 10  | 5.5 | 4   | 1  | 1   | 2   | 2   | 21  | 15.7 |      |
| WOFFORD              | 12/14/13 | *  | 23  | 0-3    | .000   | 0-0        | .000 | 4-6         | .667   | 1        | 1   | 2   | 5.2 | 4   | 2  | 6   | 0   | 1   | 4   | 14.6 |      |
| INDIANA STATE        | 12/18/13 | *  | 35  | 4-8    | .500   | 0-0        | .000 | 16-20       | .800   | 1        | 6   | 7   | 5.3 | 2   | 1  | 2   | 1   | 0   | 24  | 15.4 |      |
| NORTH CAROLINA A&T   | 12/21/13 | *  | 31  | 5-10   | .500   | 1-2        | .500 | 11-14       | .786   | 6        | 7   | 13  | 5.9 | 2   | 2  | 3   | 1   | 1   | 22  | 15.9 |      |
| <b>Totals</b>        |          |    | 13  | 391    | 61-126 | .484       | 1-8  | .125        | 84-110 | .764     | 26  | 51  | 77  | 5.9 | 30 | 22  | 31  | 11  | 14  | 207  | 15.9 |

Games played: 13  
Minutes/game: 30.1  
Points/game: 15.9  
FG Pct: 48.4  
3FG Pct: 12.5  
FT Pct: 76.4


Rebounds/game: 5.9  
Assists/game: 1.7  
Turnovers/game: 2.4  
Assist/turnover ratio: 0.7  
Steals/game: 1.1  
Blocks/game: 0.8

| Season       | gp-gs          | min/avg          | Total          |             | 3-Point      |             | F-Throws       |             | Rebounds   |            |            |            | Scoring    |          |            |            |           |            |             |             |
|--------------|----------------|------------------|----------------|-------------|--------------|-------------|----------------|-------------|------------|------------|------------|------------|------------|----------|------------|------------|-----------|------------|-------------|-------------|
|              |                |                  | fg-fga         | pct         | fg-fga       | pct         | ft-fa          | pct         | off        | def        | tot        | avg        | pf         | fo       | ast        | to         | blk       | stl        | pts         | avg         |
| 2010-11      | 31-20          | 723/23.3         | 102-206        | .495        | 1-3          | .333        | 60-99          | .606        | 62         | 139        | 201        | 6.5        | 76         | 3        | 23         | 40         | 22        | 22         | 265         | 8.5         |
| 2011-12      | 34-34          | 852/25.1         | 103-224        | .460        | 9-26         | .346        | 53-79          | .671        | 82         | 167        | 249        | 7.3        | 63         | 0        | 24         | 48         | 18        | 22         | 268         | 7.9         |
| 2012-13      | 35-35          | 1036/29.6        | 170-311        | .547        | 5-19         | .263        | 146-190        | .768        | 84         | 186        | 270        | 7.7        | 92         | 1        | 37         | 62         | 25        | 44         | 491         | 14.0        |
| 2013-14      | 13-13          | 391/30.1         | 61-126         | .484        | 1-8          | .125        | 84-110         | .764        | 26         | 51         | 77         | 5.9        | 30         | 1        | 22         | 31         | 11        | 14         | 207         | 15.9        |
| <b>TOTAL</b> | <b>113-102</b> | <b>3002/26.6</b> | <b>436-867</b> | <b>.503</b> | <b>16-56</b> | <b>.286</b> | <b>343-478</b> | <b>.718</b> | <b>254</b> | <b>543</b> | <b>797</b> | <b>7.1</b> | <b>261</b> | <b>5</b> | <b>106</b> | <b>181</b> | <b>76</b> | <b>102</b> | <b>1231</b> | <b>10.9</b> |

# 1 • GRANDY GLAZE



Junior • Forward • 6-6 • 235 • Toronto, Ontario • Notre Dame Prep | MAJOR: Communication



### SEASON/CAREER HIGHS

#### POINTS

SEASON: 16 vs. SEMO, 11/8/13  
CAREER: 16 vs. SEMO, 11/8/13

#### REBOUNDS

SEASON: 14 at SIUE, 11/13/13  
CAREER: 14 at SIUE, 11/13/13

#### ASSISTS

SEASON: 2 vs. BGSU, 11/23/13  
CAREER: 3 vs. Butler, 2/22/13

#### STEALS

SEASON: 2, twice  
CAREER: 2, four times

#### BLOCKS

SEASON: 2 vs. BGSU, 11/23/13  
CAREER: 2 vs. BGSU, 11/23/13

#### FIELD GOALS MADE

SEASON: 7 vs. SEMO, 11/8/13  
CAREER: 7 vs. SEMO, 11/8/13

#### FIELD GOAL ATTEMPTS

SEASON: 8 vs. Valpo, 12/7/13  
CAREER: 8 vs. St. Bona, 1/26/13

#### 3-PT. FIELD GOALS MADE

SEASON: None  
CAREER: None

#### 3-PT. FIELD GOALS ATTEMPTED

SEASON: None  
CAREER: None

#### FREE THROWS MADE

SEASON: 4 vs. Valpo, 12/7/13  
CAREER: 4 vs. Valpo, 12/7/13

#### FREE THROWS ATTEMPTED

SEASON: 6 vs. Valpo, 12/7/13  
CAREER: 6 vs. Valpo, 12/7/13

#### MINUTES PLAYED

SEASON: 23 vs. SEMO, 11/8/13  
CAREER: 27 vs. Duquesne, 1/23/13

### ► SEASON HIGHLIGHTS

Leads team in rebounding ... pulled down team-high 10 rebounds and added seven points against Wofford ... had 14 points in 19 minutes of action against Valpo ... totaled 12 rebounds (five offensive) against Rockhurst ... collected seven rebounds against Oral Roberts and Bowling Green ... finished with eight points and six rebounds against SIU ... tied a career high with two steals against the Salukis ... pulled down a career-best 14 rebounds against SIUE ... was one points shy of his second straight double-double with nine points against the Cougars ... recorded his first-career double-double with 16 points and 10 rebounds against Southeast Missouri ... hit all seven of his shots from the field and converted both of his free throws against the Redhawks ... his 16 points were a career high.

### ► CAREER HIGHLIGHTS

#### 2012-13 • Sophomore

Appeared in 25 games, including 20 starts ... averaged 3.1 ppg and 2.6 rpg ... broke into the starting lineup near the beginning of the conference season and started the final 18 games ... started the first two games of the season against USC Upstate and Santa Clara ... suffered a dislocated shoulder late in the Texas A&M matchup that forced him to miss five games ... in his first start since breaking into the lineup on Jan. 23, collected a career-high 11 rebounds and scored eight points.

#### 2011-12 • Freshman

Appeared in nine games his rookie season.

#### Prep

Spent one season at Notre Dame Prep in Fitchburg, Mass., the same prep school that produced Billiken teammates Jake Barnett and Jordair Jett ... also attended Proctor Academy in Andover, N.H. ... played AAU ball for CIA Bounce and Team Takeover Canada.


### GLAZE'S 2013-14 GAME-BY-GAME STATS

| Opponent             | Date     | gs | min | Total  |       | 3-Pointers |      | Free throws |       | Rebounds |     |     |      | pf  | a  | t/o | blk | stl | pts | avg  |     |
|----------------------|----------|----|-----|--------|-------|------------|------|-------------|-------|----------|-----|-----|------|-----|----|-----|-----|-----|-----|------|-----|
|                      |          |    |     | fg-fga | pct   | 3fg-fga    | pct  | ft-fa       | pct   | off      | def | tot | avg  |     |    |     |     |     |     |      |     |
| SOUTHEAST MISSOURI   | 11/08/13 | *  | 23  | 7-7    | 1.000 | 0-0        | .000 | 2-2         | 1.000 | 3        | 7   | 10  | 10.0 | 2   | 0  | 2   | 0   | 1   | 16  | 16.0 |     |
| at SIUE              | 11/13/13 | *  | 22  | 4-7    | .571  | 0-0        | .000 | 1-2         | .500  | 3        | 11  | 14  | 12.0 | 1   | 1  | 1   | 0   | 0   | 9   | 12.5 |     |
| at Southern Illinois | 11/16/13 | *  | 19  | 4-7    | .571  | 0-0        | .000 | 0-0         | .000  | 4        | 2   | 6   | 10.0 | 3   | 0  | 1   | 0   | 2   | 8   | 11.0 |     |
| ORAL ROBERTS         | 11/21/13 | *  | 20  | 2-8    | .250  | 0-0        | .000 | 0-0         | .000  | 3        | 4   | 7   | 9.3  | 3   | 0  | 0   | 1   | 1   | 4   | 9.3  |     |
| BOWLING GREEN        | 11/23/13 | *  | 20  | 2-5    | .400  | 0-0        | .000 | 0-0         | .000  | 2        | 5   | 7   | 8.8  | 0   | 2  | 0   | 2   | 1   | 4   | 8.2  |     |
| vs Wisconsin         | 11/26/13 | *  | 11  | 1-3    | .333  | 0-0        | .000 | 2-2         | 1.000 | 1        | 0   | 1   | 7.5  | 2   | 0  | 0   | 0   | 0   | 4   | 7.5  |     |
| vs Old Dominion      | 11/27/13 |    | 15  | 0-1    | .000  | 0-0        | .000 | 1-2         | .500  | 1        | 4   | 5   | 7.1  | 1   | 0  | 0   | 1   | 0   | 1   | 6.6  |     |
| WICHITA STATE        | 12/01/13 |    | 10  | 0-2    | .000  | 0-0        | .000 | 0-0         | .000  | 0        | 0   | 0   | 6.3  | 1   | 0  | 0   | 0   | 1   | 0   | 5.8  |     |
| ROCKHURST            | 12/03/13 |    | 15  | 1-2    | .500  | 0-0        | .000 | 0-1         | .000  | 5        | 7   | 12  | 6.9  | 1   | 0  | 2   | 0   | 0   | 2   | 5.3  |     |
| at Valparaiso        | 12/07/13 |    | 19  | 5-8    | .625  | 0-0        | .000 | 4-6         | .667  | 2        | 3   | 5   | 6.7  | 0   | 1  | 1   | 1   | 1   | 14  | 6.2  |     |
| WOFFORD              | 12/14/13 |    | 26  | 3-7    | .429  | 0-0        | .000 | 1-2         | .500  | 2        | 8   | 10  | 7.0  | 2   | 1  | 2   | 0   | 0   | 7   | 6.3  |     |
| INDIANA STATE        | 12/18/13 |    | 17  | 1-3    | .333  | 0-0        | .000 | 0-0         | .000  | 2        | 2   | 4   | 6.8  | 3   | 0  | 3   | 0   | 1   | 2   | 5.9  |     |
| NORTH CAROLINA A&T   | 12/21/13 |    | 17  | 1-3    | .333  | 0-0        | .000 | 0-0         | .000  | 0        | 7   | 7   | 6.8  | 2   | 0  | 1   | 0   | 0   | 2   | 5.6  |     |
| Totals               |          |    | 6   | 234    | 31-63 | .492       | 0-0  | .000        | 11-17 | .647     | 28  | 60  | 88   | 6.8 | 21 | 5   | 13  | 5   | 8   | 73   | 5.6 |

Games played: 13  
Minutes/game: 18.0  
Points/game: 5.6  
FG Pct: 49.2  
FT Pct: 64.7

Rebounds/game: 6.8  
Assists/game: 0.4  
Turnovers/game: 1.0  
Assist/turnover ratio: 0.4  
Steals/game: 0.6  
Blocks/game: 0.4

| Season  | gp-gs | min/avg  | Total  |      | 3-Point |      | F-Throws |      |     | Rebounds |     |     |    | Scoring |     |    |     |     |     |     |
|---------|-------|----------|--------|------|---------|------|----------|------|-----|----------|-----|-----|----|---------|-----|----|-----|-----|-----|-----|
|         |       |          | fg-fga | pct  | fg-fga  | pct  | ft-fa    | pct  | off | def      | tot | avg | pf | fo      | ast | to | blk | stl | pts | avg |
| 2011-12 | 9-0   | 29/3.2   | 1-6    | .167 | 0-0     | .000 | 0-2      | .000 | 1   | 4        | 5   | 0.6 | 2  | 0       | 2   | 2  | 0   | 1   | 2   | 0.2 |
| 2012-13 | 25-20 | 301/12.0 | 37-73  | .507 | 0-0     | .000 | 3-12     | .250 | 21  | 44       | 65  | 2.6 | 28 | 0       | 13  | 13 | 3   | 13  | 77  | 3.1 |
| 2013-14 | 13-6  | 234/18.0 | 31-63  | .492 | 0-0     | .000 | 11-17    | .647 | 28  | 60       | 88  | 6.8 | 21 | 0       | 5   | 13 | 5   | 8   | 73  | 5.6 |
| TOTAL   | 47-26 | 564/12.0 | 69-142 | .486 | 0-0     | .000 | 14-31    | .452 | 50  | 108      | 158 | 3.4 | 51 | 0       | 20  | 28 | 8   | 22  | 152 | 3.2 |



# 5 • JORDAIR JETT



Senior • Guard • 6-1 • 215 • St. Paul, Minn. • Notre Dame Prep | MAJOR: Communication

► **SEASON HIGHLIGHTS**

Was 6-of-8 from the field en route to a team-high 16 points against Wofford ... posted a career-high nine assists at Valpo ... contributed 12 points and pulled down a season-high six rebounds in the win against Rockhurst ... led Billikens with 15 points, four assists and three steals against Oral Roberts ... tied his career high with eight assists against Southern Illinois ... knocked in game-high 16 points against SIUE thanks in part to 6-6 performance from the free-throw line ... notched 15 points on 7-of-11 shooting in the Southeast Missouri State game ... dished out four assists ... preseason third-team All-Conference and member of the A-10 preseason All-Defensive team.

► **CAREER HIGHLIGHTS**

**2012-13 • Junior**

Third-team All-Conference selection ... named to the A-10 All-Defensive team for the second year in a row ... appeared in all 35 contests ... scored 9.0 ppg and led the Billikens with 112 assists ... recorded 40 steals ... second among the Billikens in scoring in A-10 play, averaging 10.8 ppg ... led all A-10 guards with a .511 shooting percentage ... eighth in the A-10 with a 1.5 assist/turnover ratio ... notched 17 points in back-to-back games against North Texas and UT Martin ... was 6-of-7 from the field and 5-of-6 from the line against North Texas ... turned in 15 points in the win against UMass ... tied his career high with 19 points on 8-of-12 shooting in the home victory against Butler.

**2011-12 • Sophomore**

Named to the A-10 All-Defensive team ... appeared in all 34 contests ... third on the squad with 39 steals and 71 assists ... his 39 steals are the ninth most in a single season by a SLU sophomore ... scored 6.5 ppg.

**2010-11 • Freshman**

Played in all 31 games and drew 10 starting assignments ... led the team with 44 steals, second most all-time at SLU by a freshman (Larry Hughes, 69) ... scored 7.5 ppg and pulled down 3.1 rpg ... dished out 75 assists and recorded 11 blocks ... shot 42.3 percent (93-of-220) from the field.

**Prep**

Scored more than 1,000 points during his career at St. Bernard's High School ... was an All-State and All-Tri-Metro Conference selection ... as a senior, averaged 20 points, five assists and five steals ... registered a quadruple-double with 17 points, 11 rebounds, 11 assists and 10 steals in a game ... was a second-team Associated Press All-State selection and was chosen first-team All-Conference ... led his team to a 28-4 record and a berth in the Minnesota 2A state championship game for the first time in program history ... played one year at Notre Dame Prep in Fitchburg, Mass.

**SEASON/CAREER HIGHS**

**POINTS**

SEASON: 16 at SIUE, 11/13/13  
CAREER: 19, twice

**REBOUNDS**

SEASON: 6 vs. Rockhurst, 12/3/13  
CAREER: 7, twice

**ASSISTS**

SEASON: 9 vs. Valpo, 12/7/13  
CAREER: 9 vs. Valpo, 12/7/13

**STEALS**

SEASON: 3, five times  
CAREER: 4, four times

**BLOCKS**

SEASON: 2, twice  
CAREER: 2, three times

**FIELD GOALS MADE**

SEASON: 7 vs. SEMO, 11/8/13  
CAREER: 8 vs. Butler, 1/31/13

**FIELD GOAL ATTEMPTS**

SEASON: 12 at SIUE, 11/13/13  
CAREER: 14 vs. North Texas, 12/5/12

**3-PT. FIELD GOALS MADE**

SEASON:  
CAREER: 2, three times

**3-PT. FIELD GOALS ATTEMPTED**

SEASON: 2, twice  
CAREER: 4 vs. Butler, 1/31/13

**FREE THROWS MADE**

SEASON: 6 at SIUE, 11/13/13  
CAREER: 7 vs. St. Bona, 2/1/12

**FREE THROWS ATTEMPTED**

SEASON: 7 vs. ORU, 11/21/13  
CAREER: 8, three times

**MINUTES PLAYED**

SEASON: 38 vs. Valpo, 12/7/13  
CAREER: 38, twice

**JETT'S 2013-14 GAME-BY-GAME STATS**


| Opponent             | Date     | gs | min | Total  |        | 3-Pointers |       | Free throws |       | Rebounds |     |     |     | pf  | a  | t/o | blk | stl | pts | avg  |      |
|----------------------|----------|----|-----|--------|--------|------------|-------|-------------|-------|----------|-----|-----|-----|-----|----|-----|-----|-----|-----|------|------|
|                      |          |    |     | fg-fga | pct    | 3fg-fga    | pct   | ft-fa       | pct   | off      | def | tot | avg |     |    |     |     |     |     |      |      |
| SOUTHEAST MISSOURI   | 11/08/13 | *  | 31  | 7-11   | .636   | 0-2        | .000  | 1-3         | .333  | 0        | 4   | 4   | 4.0 | 1   | 4  | 2   | 0   | 1   | 15  | 15.0 |      |
| at SIUE              | 11/13/13 | *  | 28  | 5-12   | .417   | 0-1        | .000  | 6-6         | 1.000 | 0        | 3   | 3   | 3.5 | 2   | 1  | 2   | 0   | 0   | 16  | 15.5 |      |
| at Southern Illinois | 11/16/13 | *  | 36  | 2-8    | .250   | 0-2        | .000  | 3-5         | .600  | 1        | 4   | 5   | 4.0 | 0   | 8  | 3   | 1   | 1   | 7   | 12.7 |      |
| ORAL ROBERTS         | 11/21/13 | *  | 30  | 5-11   | .455   | 0-0        | .000  | 5-7         | .714  | 1        | 4   | 5   | 4.3 | 3   | 4  | 1   | 2   | 3   | 15  | 13.3 |      |
| BOWLING GREEN        | 11/23/13 | *  | 24  | 1-2    | .500   | 0-0        | .000  | 3-3         | 1.000 | 1        | 3   | 4   | 4.2 | 1   | 5  | 2   | 0   | 0   | 5   | 11.6 |      |
| vs Wisconsin         | 11/26/13 | *  | 29  | 2-10   | .200   | 0-2        | .000  | 0-4         | .000  | 0        | 2   | 2   | 3.8 | 4   | 5  | 0   | 0   | 0   | 4   | 10.3 |      |
| vs Old Dominion      | 11/27/13 | *  | 25  | 3-6    | .500   | 1-1        | 1.000 | 2-2         | 1.000 | 0        | 1   | 1   | 3.4 | 1   | 4  | 2   | 0   | 3   | 9   | 10.1 |      |
| WICHITA STATE        | 12/01/13 | *  | 31  | 4-9    | .444   | 1-2        | .500  | 3-4         | .750  | 1        | 3   | 4   | 3.5 | 1   | 4  | 4   | 0   | 3   | 12  | 10.4 |      |
| ROCKHURST            | 12/03/13 | *  | 27  | 4-9    | .444   | 0-0        | .000  | 4-7         | .571  | 2        | 4   | 6   | 3.8 | 0   | 3  | 2   | 1   | 3   | 12  | 10.6 |      |
| at Valparaiso        | 12/07/13 | *  | 38  | 5-11   | .455   | 0-2        | .000  | 0-4         | .000  | 1        | 3   | 4   | 3.8 | 3   | 9  | 1   | 2   | 2   | 10  | 10.5 |      |
| WOFFORD              | 12/14/13 | *  | 29  | 6-8    | .750   | 1-3        | .333  | 3-5         | .600  | 0        | 5   | 5   | 3.9 | 0   | 4  | 2   | 0   | 0   | 16  | 11.0 |      |
| INDIANA STATE        | 12/18/13 | *  | 34  | 5-9    | .556   | 1-2        | .500  | 1-4         | .250  | 1        | 1   | 2   | 3.8 | 2   | 7  | 4   | 1   | 3   | 12  | 11.1 |      |
| NORTH CAROLINA A&T   | 12/21/13 | *  | 14  | 1-4    | .250   | 0-1        | .000  | 1-1         | 1.000 | 0        | 0   | 0   | 3.5 | 3   | 2  | 1   | 1   | 0   | 3   | 10.5 |      |
| Totals               |          |    | 13  | 376    | 50-110 | .455       | 4-18  | .222        | 32-55 | .582     | 8   | 37  | 45  | 3.5 | 21 | 60  | 26  | 8   | 19  | 136  | 10.5 |

Games played: 13  
Minutes/game: 28.9  
Points/game: 10.5  
FG Pct: 45.5  
3FG Pct: 22.2  
FT Pct: 58.2

Rebounds/game: 3.5  
Assists/game: 4.6  
Turnovers/game: 2.0  
Assist/turnover ratio: 2.3  
Steals/game: 1.5  
Blocks/game: 0.6

| Season  | gp-gs  | min/avg   | Total   |      | 3-Point |      | F-Throws |      |     | Rebounds |     |     |     | Scoring |     |     |     |     |     |      |
|---------|--------|-----------|---------|------|---------|------|----------|------|-----|----------|-----|-----|-----|---------|-----|-----|-----|-----|-----|------|
|         |        |           | fg-fga  | pct  | fg-fga  | pct  | ft-fa    | pct  | off | def      | tot | avg | pf  | fo      | ast | to  | blk | stl | pts | avg  |
| 2010-11 | 31-10  | 748/24.1  | 93-220  | .423 | 4-24    | .167 | 44-72    | .611 | 24  | 71       | 95  | 3.1 | 59  | 0       | 75  | 77  | 11  | 44  | 234 | 7.5  |
| 2011-12 | 34-0   | 754/22.2  | 78-167  | .467 | 4-12    | .333 | 60-96    | .625 | 24  | 71       | 95  | 2.8 | 47  | 1       | 71  | 46  | 8   | 39  | 220 | 6.5  |
| 2012-13 | 35-9   | 922/26.3  | 113-221 | .511 | 12-36   | .333 | 76-122   | .623 | 15  | 86       | 101 | 2.9 | 70  | 1       | 112 | 75  | 6   | 40  | 314 | 9.0  |
| 2013-14 | 13-13  | 376/28.9  | 50-110  | .455 | 4-18    | .222 | 32-55    | .582 | 8   | 37       | 45  | 3.5 | 21  | 0       | 60  | 26  | 8   | 19  | 136 | 10.5 |
| TOTAL   | 113-32 | 2800/24.8 | 334-718 | .465 | 24-90   | .267 | 212-345  | .614 | 71  | 265      | 336 | 3.0 | 197 | 2       | 318 | 224 | 33  | 142 | 904 | 8.0  |





# 15 • TANNER LANCONA



Freshman • Forward • 6-8 • 230 • Trabuco Canyon, Calif. • Tesoro HS | MAJOR: Business Admin.

### ► SEASON HIGHLIGHTS

Had his best game as a Billiken against Bowling Green, hitting 5-of-7 from the field en route to 12 points ... scored his first collegiate points against SIUE ... totaled five points and three rebounds in 13 minutes against the Cougars ... turned in three minutes of action against Southeast Missouri State.

### ► PREVIOUS

Comes to SLU from Tesoro High School, where he averaged 19.1 ppg, 8.0 rpg and 5.0 apg during his senior campaign ... led the Titans to a 21-season and an appearance in the final four in Division 2A CIF-SS ... two-time All-State selection his junior and senior seasons ... second-team All-League selection as a sophomore ... named a top 25 player in the state of California by ESPN ... played AAU ball for Double Pump Elite in 2013 ... signed an NLI at Washington State during the early signing period but was granted a release.

*Jim Crews on Lancona at time of signing:* "We are thrilled to add another skilled big man to our roster. Tanner is a stretch-four who can shoot from the outside. He can also handle the ball. Tanner fits in well with our team, both personality-wise and athletically."

#### SEASON/CAREER HIGHS

##### POINTS

SEASON: 12 vs. BGSU, 11/23/13  
CAREER: 12 vs. BGSU, 11/23/13

##### REBOUNDS

SEASON: 5 vs. Rockhurst, 12/3/13  
CAREER: 5 vs. Rockhurst, 12/3/13

##### ASSISTS

SEASON: 2 vs. BGSU, 11/23/13  
CAREER: 2 vs. BGSU, 11/23/13

##### STEALS

SEASON: 1, twice  
CAREER: 1, twice

##### BLOCKS

SEASON: 1, twice  
CAREER: 1, twice

##### FIELD GOALS MADE

SEASON: 5 vs. BGSU, 11/23/13  
CAREER: 5 vs. BGSU, 11/23/13

##### FIELD GOAL ATTEMPTS

SEASON: 7 vs. BGSU, 11/23/13  
CAREER: 7 vs. BGSU, 11/23/13

##### 3-PT. FIELD GOALS MADE

SEASON: 2 vs. BGSU, 11/23/13  
CAREER: 2 vs. BGSU, 11/23/13

##### 3-PT. FIELD GOALS ATTEMPTED

SEASON: 3 vs. BGSU, 11/23/13  
CAREER: 3 vs. BGSU, 11/23/13

##### FREE THROWS MADE

SEASON: 4 vs. NC A&T, 12/21/13  
CAREER: 4 vs. NC A&T, 12/21/13

##### FREE THROWS ATTEMPTED

SEASON: 5 vs. NC A&T, 12/21/13  
CAREER: 5 vs. NC A&T, 12/21/13

##### MINUTES PLAYED

SEASON: 14 vs. BGSU, 11/23/13  
CAREER: 14 vs. BGSU, 11/23/13

#### LANCONA'S 2013-14 GAME-BY-GAME STATS

| Opponent           | Date     | gs | min | Total  |       | 3-Pointers |       | Free throws |       | Rebounds |     |     |     | pf  | a  | t/o | blk | stl | pts | avg |
|--------------------|----------|----|-----|--------|-------|------------|-------|-------------|-------|----------|-----|-----|-----|-----|----|-----|-----|-----|-----|-----|
|                    |          |    |     | fg-fga | pct   | 3fg-fga    | pct   | ft-fa       | pct   | off      | def | tot | avg |     |    |     |     |     |     |     |
| SOUTHEAST MISSOURI | 11/08/13 |    | 3   | 0-0    | .000  | 0-0        | .000  | 0-0         | .000  | 0        | 0   | 0   | 0.0 | 0   | 0  | 0   | 0   | 0   | 0   | 0.0 |
| at SIUE            | 11/13/13 |    | 13  | 1-1    | 1.000 | 1-1        | 1.000 | 2-2         | 1.000 | 0        | 3   | 3   | 1.5 | 2   | 0  | 0   | 0   | 0   | 5   | 2.5 |
| ORAL ROBERTS       | 11/21/13 |    | 1   | 0-0    | .000  | 0-0        | .000  | 0-0         | .000  | 0        | 0   | 0   | 1.0 | 0   | 0  | 0   | 0   | 0   | 0   | 1.7 |
| BOWLING GREEN      | 11/23/13 |    | 14  | 5-7    | .714  | 2-3        | .667  | 0-0         | .000  | 1        | 2   | 3   | 1.5 | 4   | 2  | 1   | 1   | 1   | 12  | 4.3 |
| vs Wisconsin       | 11/26/13 |    | 11  | 0-2    | .000  | 0-1        | .000  | 0-0         | .000  | 0        | 3   | 3   | 1.8 | 0   | 0  | 0   | 1   | 0   | 0   | 3.4 |
| vs Old Dominion    | 11/27/13 |    | 7   | 0-4    | .000  | 0-1        | .000  | 0-0         | .000  | 0        | 1   | 1   | 1.7 | 1   | 0  | 0   | 0   | 0   | 0   | 2.8 |
| WICHITA STATE      | 12/01/13 |    | 2   | 0-1    | .000  | 0-0        | .000  | 0-0         | .000  | 0        | 0   | 0   | 1.4 | 0   | 0  | 1   | 0   | 0   | 0   | 2.4 |
| ROCKHURST          | 12/03/13 |    | 15  | 2-3    | .667  | 0-0        | .000  | 0-1         | .000  | 3        | 2   | 5   | 1.9 | 2   | 0  | 0   | 0   | 0   | 4   | 2.6 |
| at Valparaiso      | 12/07/13 |    | 4   | 0-0    | .000  | 0-0        | .000  | 0-0         | .000  | 0        | 0   | 0   | 1.7 | 0   | 0  | 0   | 0   | 0   | 0   | 2.3 |
| WOFFORD            | 12/14/13 |    | 5   | 0-1    | .000  | 0-1        | .000  | 0-0         | .000  | 0        | 0   | 0   | 1.5 | 0   | 0  | 0   | 0   | 0   | 0   | 2.1 |
| NORTH CAROLINA A&T | 12/21/13 |    | 9   | 1-2    | .500  | 0-1        | .000  | 4-5         | .800  | 2        | 1   | 3   | 1.6 | 1   | 0  | 0   | 0   | 1   | 6   | 2.5 |
| Totals             |          |    | 0   | 84     | 9-21  | .429       | 3-8   | .375        | 6-8   | .750     | 6   | 12  | 18  | 1.6 | 10 | 2   | 2   | 2   | 27  | 2.5 |

Games played: 11  
Minutes/game: 7.6  
Points/game: 2.5  
FG Pct: 42.9  
3FG Pct: 37.5  
FT Pct: 75.0


Rebounds/game: 1.6  
Assists/game: 0.2  
Turnovers/game: 0.2  
Assist/turnover ratio: 1.0  
Steals/game: 0.2  
Blocks/game: 0.2

| Season  | gp-gs | min/avg | Total  |      | 3-Point |      | F-Throws |      | Rebounds |     |     |     | Scoring |    |     |    |     |     |     |     |
|---------|-------|---------|--------|------|---------|------|----------|------|----------|-----|-----|-----|---------|----|-----|----|-----|-----|-----|-----|
|         |       |         | fg-fga | pct  | fg-fga  | pct  | ft-fa    | pct  | off      | def | tot | avg | pf      | fo | ast | to | blk | stl | pts | avg |
| 2013-14 | 11-0  | 84/7.6  | 9-21   | .429 | 3-8     | .375 | 6-8      | .750 | 6        | 12  | 18  | 1.6 | 10      | 0  | 2   | 2  | 2   | 2   | 27  | 2.5 |
| TOTAL   | 11-0  | 84/7.6  | 9-21   | .429 | 3-8     | .375 | 6-8      | .750 | 6        | 12  | 18  | 1.6 | 10      | 0  | 2   | 2  | 2   | 2   | 27  | 2.5 |

# 51 • ROB LOE



Senior • Forward • 6-11 • 245 • Auckland, New Zealand • Westlake | MAJOR: Business Admin.



**SEASON/CAREER HIGHS**

**POINTS**

SEASON: 15 vs. Wisconsin, 11/26/13  
 CAREER: 20, twice

**REBOUNDS**

SEASON: 9, three times  
 CAREER: 11, twice

**ASSISTS**

SEASON: 4 vs. SEMO, 11/8/13  
 CAREER: 4, three times

**STEALS**

SEASON: 3 vs. BGSU, 11/23/13  
 CAREER: 3 vs. BGSU, 11/23/13

**BLOCKS**

SEASON: 4 vs. NC A&T, 12/21/13  
 CAREER: 13 vs. NC A&T, 12/21/13

**FIELD GOALS MADE**

SEASON: 6 vs. Wisconsin, 11/26/13  
 CAREER: 7, twice

**FIELD GOAL ATTEMPTS**

SEASON: 13 vs. Wisconsin, 11/26/13  
 CAREER: 17 vs. Chicago St, 2/22/11

**3-PT. FIELD GOALS MADE**

SEASON: 3, twice  
 CAREER: 5 vs. Georgia, 11/20/10

**3-PT. FIELD GOALS ATTEMPTED**

SEASON: 7 vs. ODU, 11/27/13  
 CAREER: 9 at Xavier, 1/25/12

**FREE THROWS MADE**

SEASON: 4 vs. SEMO, 11/8/13  
 CAREER: 6 vs. UMass, 1/10/13

**FREE THROWS ATTEMPTED**

SEASON: 4 vs. SEMO, 11/8/13  
 CAREER: 8 vs. Oregon, 3/23/13

**MINUTES PLAYED**

SEASON: 35 at SIU, 11/16/13  
 CAREER: 35, twice

**► SEASON HIGHLIGHTS**

Scored 12 points and posted a career-high four blocks vs. North Carolina A&T ... contributed 14 points and three blocks against Wofford ... tied his season-high with nine rebounds against Rockhurst ... had 11 points and five boards against Wichita State ... scored seven points and had a career-high three steals against Bowling Green ... was one rebound shy of a double-double with 10 points and nine rebounds against Oral Roberts ... hauled in five rebounds against Southern Illinois ... tied his career high with 35 minutes played against the Salukis ... second on the Billikens with six rebounds against SIUE ... scored 13 points against SEMO on 4-of-8 shooting and also corralled five rebounds ... tied career high with four assists and two steals vs. the Redhawks.

**► CAREER HIGHLIGHTS**

**2012-13 • Junior**

One of three Billikens to start all 35 games ... averaged 7.0 ppg and 3.4 rpg ... tied for third on the squad with 29 3-pointers made ... hit all seven shots from the field (including three treys) and was 3-for-3 from the line en route to a career-high-tying 20 points against La Salle in the regular-season finale.

**2011-12 • Sophomore**

One of three Billikens to start every game ... scored 5.2 ppg and chipped in 2.9 rpg ... finished third on the squad with 34 3-pointers made ... blocked 17 shots to rank third on the team.

**2010-11 • Freshman**

Averaged 6.7 ppg and 3.5 rpg while playing in all but one game for the Billikens ... was third on the squad with 20 blocks, seventh most by a freshman at SLU ... preseason A-10 All-Rookie selection ... turned in 19 points against Georgia on 6-of-11 shooting from the floor, 5-of-8 from 3-point range and 2-of-2 from the charity stripe.

**Prep**

Rated by Scouts Inc. as the top college prospect in New Zealand and was ranked No. 40 among all power forwards ... was the top player for the Junior Tall Blacks at the 2009 FIBA U-19 World Championships in Auckland, New Zealand ... led the team with 18.8 points, fifth overall in the tournament, 7.0 rebounds, 3.0 steals and 2.5 assists ... at the U-19 Tournament, shot 59.5 percent from the field, including 57.1 percent (4-of-7) from 3-point range ... scored at least 15 points in every game, including a 25-point barrage against Syria

**LOE'S 2013-14 GAME-BY-GAME STATS**

| Opponent             | Date     | gs | min | Total  |        | 3-Pointers |       | Free throws |       | Rebounds |     |     |     | pf  | a  | t/o | blk | stl | pts | avg  |     |
|----------------------|----------|----|-----|--------|--------|------------|-------|-------------|-------|----------|-----|-----|-----|-----|----|-----|-----|-----|-----|------|-----|
|                      |          |    |     | fg-fga | pct    | 3fg-fga    | pct   | ft-fa       | pct   | off      | def | tot | avg |     |    |     |     |     |     |      |     |
| SOUTHEAST MISSOURI   | 11/08/13 | *  | 26  | 4-8    | .500   | 1-4        | .250  | 4-4         | 1.000 | 1        | 4   | 5   | 5.0 | 3   | 4  | 2   | 0   | 2   | 13  | 13.0 |     |
| at SIUE              | 11/13/13 | *  | 23  | 2-5    | .400   | 0-2        | .000  | 1-2         | .500  | 0        | 6   | 6   | 5.5 | 4   | 2  | 0   | 1   | 0   | 5   | 9.0  |     |
| at Southern Illinois | 11/16/13 | *  | 35  | 2-7    | .286   | 0-4        | .000  | 0-0         | .000  | 3        | 2   | 5   | 5.3 | 5   | 0  | 2   | 1   | 0   | 4   | 7.3  |     |
| ORAL ROBERTS         | 11/21/13 | *  | 31  | 4-7    | .571   | 0-2        | .000  | 2-2         | 1.000 | 4        | 5   | 9   | 6.3 | 3   | 1  | 1   | 0   | 2   | 10  | 8.0  |     |
| BOWLING GREEN        | 11/23/13 | *  | 23  | 3-6    | .500   | 1-3        | .333  | 0-0         | .000  | 0        | 2   | 2   | 5.4 | 2   | 2  | 3   | 1   | 3   | 7   | 7.8  |     |
| vs Wisconsin         | 11/26/13 | *  | 26  | 6-13   | .462   | 2-5        | .400  | 1-1         | 1.000 | 2        | 2   | 4   | 5.2 | 2   | 0  | 2   | 0   | 0   | 15  | 9.0  |     |
| vs Old Dominion      | 11/27/13 | *  | 27  | 3-8    | .375   | 3-7        | .429  | 1-2         | .500  | 1        | 4   | 5   | 5.1 | 5   | 2  | 1   | 0   | 1   | 10  | 9.1  |     |
| WICHITA STATE        | 12/01/13 | *  | 27  | 5-8    | .625   | 1-3        | .333  | 0-0         | .000  | 1        | 4   | 5   | 5.1 | 5   | 2  | 1   | 1   | 0   | 11  | 9.4  |     |
| ROCKHURST            | 12/03/13 | *  | 25  | 2-10   | .200   | 0-2        | .000  | 2-3         | .667  | 6        | 3   | 9   | 5.6 | 1   | 2  | 1   | 0   | 2   | 6   | 9.0  |     |
| at Valparaiso        | 12/07/13 | *  | 20  | 2-6    | .333   | 0-1        | .000  | 0-0         | .000  | 1        | 1   | 2   | 5.2 | 4   | 0  | 0   | 0   | 1   | 4   | 8.5  |     |
| WOFFORD              | 12/14/13 | *  | 30  | 6-12   | .500   | 1-6        | .167  | 1-2         | .500  | 3        | 2   | 5   | 5.2 | 0   | 1  | 1   | 3   | 1   | 14  | 9.0  |     |
| INDIANA STATE        | 12/18/13 | *  | 29  | 5-8    | .625   | 3-6        | .500  | 2-2         | 1.000 | 3        | 6   | 9   | 5.5 | 4   | 1  | 0   | 3   | 2   | 15  | 9.5  |     |
| NORTH CAROLINA A&T   | 12/21/13 | *  | 28  | 3-5    | .600   | 1-1        | 1.000 | 5-6         | .833  | 2        | 4   | 6   | 5.5 | 3   | 3  | 0   | 4   | 1   | 12  | 9.7  |     |
| <b>Totals</b>        |          |    | 13  | 350    | 47-103 | .456       | 13-46 | .283        | 19-24 | .792     | 27  | 45  | 72  | 5.5 | 41 | 20  | 14  | 14  | 15  | 126  | 9.7 |

Games played: 13  
 Minutes/game: 26.9  
 Points/game: 9.7  
 FG Pct: 45.6  
 3FG Pct: 28.3  
 FT Pct: 79.2


Rebounds/game: 5.5  
 Assists/game: 1.5  
 Turnovers/game: 1.1  
 Assist/turnover ratio: 1.4  
 Steals/game: 1.2  
 Blocks/game: 1.1

| Season       | gp-gs          | min/avg          | Total          |             | 3-Point        |             | F-Throws       |             | Rebounds   |            |            |            | Scoring    |           |            |            |           |           |            |            |
|--------------|----------------|------------------|----------------|-------------|----------------|-------------|----------------|-------------|------------|------------|------------|------------|------------|-----------|------------|------------|-----------|-----------|------------|------------|
|              |                |                  | fg-fga         | pct         | fg-fga         | pct         | ft-fa          | pct         | off        | def        | tot        | avg        | pf         | fo        | ast        | to         | blk       | stl       | pts        | avg        |
| 2010-11      | 30-18          | 524/17.5         | 75-193         | .389        | 32-95          | .337        | 20-33          | .606        | 38         | 68         | 106        | 3.5        | 65         | 4         | 23         | 51         | 20        | 16        | 202        | 6.7        |
| 2011-12      | 34-34          | 554/16.3         | 63-151         | .417        | 34-97          | .351        | 17-27          | .630        | 27         | 73         | 100        | 2.9        | 59         | 0         | 21         | 28         | 17        | 15        | 177        | 5.2        |
| 2012-13      | 35-35          | 803/22.9         | 83-198         | .419        | 29-92          | .315        | 49-71          | .690        | 37         | 83         | 120        | 3.4        | 97         | 4         | 42         | 45         | 10        | 15        | 244        | 7.0        |
| 2013-14      | 13-13          | 350/26.9         | 47-103         | .456        | 13-46          | .283        | 19-24          | .792        | 27         | 45         | 72         | 5.5        | 41         | 3         | 20         | 14         | 14        | 15        | 126        | 9.7        |
| <b>TOTAL</b> | <b>112-100</b> | <b>2231/19.9</b> | <b>268-645</b> | <b>.416</b> | <b>108-330</b> | <b>.327</b> | <b>105-155</b> | <b>.677</b> | <b>129</b> | <b>269</b> | <b>398</b> | <b>3.6</b> | <b>262</b> | <b>11</b> | <b>106</b> | <b>138</b> | <b>61</b> | <b>61</b> | <b>749</b> | <b>6.7</b> |

# 54 • JOHN MANNING



Junior • Center • 6-11 • 240 • Chantilly, Va. • Chantilly HS | MAJOR: Criminal Justice



### SEASON/CAREER HIGHS

#### POINTS

SEASON: 9 vs. Wofford, 12/14/13  
CAREER: 9, twice

#### REBOUNDS

SEASON: 4 vs. BGSU, 11/23/13  
CAREER: 4, twice

#### ASSISTS

SEASON: 1, four times  
CAREER: 1, eight times

#### STEALS

SEASON: 2 at SIUE, 11/13/13  
CAREER: 2, twice

#### BLOCKS

SEASON: 3 vs. BGSU, 11/23/13  
CAREER: 3, twice

#### FIELD GOALS MADE

SEASON: 3, twice  
CAREER: 3, three times

#### FIELD GOAL ATTEMPTS

SEASON: 5, twice  
CAREER: 6 vs. UT Martin, 12/15/12

#### 3-PT. FIELD GOALS MADE

SEASON: 1 vs. Wofford, 12/14/13  
CAREER: 1 vs. Wofford, 12/14/13

#### 3-PT. FIELD GOALS ATTEMPTED

SEASON: 1 vs. Wofford, 12/14/13  
CAREER: 1 vs. Wofford, 12/14/13

#### FREE THROWS MADE

SEASON: 2 vs. Wofford, 12/14/13  
CAREER: 3 vs. EIU, 12/19/12

#### FREE THROWS ATTEMPTED

SEASON: 3 vs. Wofford, 12/14/13  
CAREER: 4 vs. Tenn. St., 11/11/11

#### MINUTES PLAYED

SEASON: 16 vs. BGSU, 11/23/13  
CAREER: 17 vs. EIU, 12/19/12

### ► SEASON HIGHLIGHTS

Tied career high with nine points against Wofford ... hit a trey on the first attempt of his career against the Terriers ... leads team in blocked shots ... scored five points and added four rebounds in 16 minutes of action against Bowling Green ... did not play in the Southern Illinois and Oral Roberts games due to an injury ... scored seven points and tied his career high with two steals against SIUE ... also recorded two blocked shots against the Cougars ... hit his only shot from the field against Southeast Missouri State while also collecting three rebounds in nine minutes of action ... also had one assist, one steal and one block against the Redhawks.

### ► CAREER HIGHLIGHTS

#### 2012-13 • Sophomore

Played in 25 games ... scored 1.7 ppg and shot 45.7 percent (16-of-35) from the field ... eclipsed his career scoring high in four straight games, ending with nine points against Eastern Illinois.

#### 2011-12 • Freshman

Appeared in 12 games ... was 2-of-3 from the field and hit a pair of free throws for six points ... recorded 12 rebounds and five blocked shots

#### Prep

Averaged more than 12 ppg and shot 68 percent from the field his senior year at Chantilly High School ... helped the Chargers to a Northern Region appearance ... McDonald's All-America nominee ... All-Met fourth-team selection by The Washington Post ... averaged nearly 11 points per contest as a junior as his team advanced to the Virginia Class AAA state semifinals ... was a three-star recruit by Rivals.com and the 40th-ranked center in the country by ESPN.com at the time of his signing ... played AAU ball for Team Takeover out of Washington, D.C.

### MANNING'S 2013-14 GAME-BY-GAME STATS

| Opponent           | Date     | gs       | min        | Total        |             | 3-Pointers |             | Free throws |             | Rebounds |           |           |            | pf        | a        | t/o      | blk       | stl      | pts       | avg        |
|--------------------|----------|----------|------------|--------------|-------------|------------|-------------|-------------|-------------|----------|-----------|-----------|------------|-----------|----------|----------|-----------|----------|-----------|------------|
|                    |          |          |            | fg-fga       | pct         | 3fg-fga    | pct         | ft-fa       | pct         | off      | def       | tot       | avg        |           |          |          |           |          |           |            |
| SOUTHEAST MISSOURI | 11/08/13 | 9        | 1-1        | 1,000        | 0-0         | .000       | 0-0         | .000        | 0           | 3        | 3         | 3.0       | 0          | 1         | 1        | 1        | 1         | 2        | 2.0       |            |
| at SIUE            | 11/13/13 | 14       | 3-5        | .600         | 0-0         | .000       | 1-2         | .500        | 0           | 1        | 1         | 2.0       | 1          | 0         | 2        | 2        | 2         | 7        | 4.5       |            |
| BOWLING GREEN      | 11/23/13 | 16       | 2-5        | .400         | 0-0         | .000       | 1-2         | .500        | 2           | 2        | 4         | 2.7       | 2          | 0         | 1        | 3        | 0         | 5        | 4.7       |            |
| vs Wisconsin       | 11/26/13 | 15       | 1-3        | .333         | 0-0         | .000       | 0-0         | .000        | 3           | 0        | 3         | 2.8       | 1          | 0         | 0        | 1        | 0         | 2        | 4.0       |            |
| vs Old Dominion    | 11/27/13 | 12       | 0-2        | .000         | 0-0         | .000       | 0-0         | .000        | 0           | 1        | 1         | 2.4       | 1          | 0         | 0        | 2        | 0         | 0        | 3.2       |            |
| WICHITA STATE      | 12/01/13 | 11       | 1-2        | .500         | 0-0         | .000       | 0-0         | .000        | 0           | 1        | 1         | 2.2       | 5          | 0         | 1        | 0        | 1         | 2        | 3.0       |            |
| ROCKHURST          | 12/03/13 | 11       | 1-2        | .500         | 0-0         | .000       | 0-0         | .000        | 0           | 1        | 1         | 2.0       | 2          | 1         | 0        | 1        | 1         | 2        | 2.9       |            |
| at Valparaiso      | 12/07/13 | 12       | 0-2        | .000         | 0-0         | .000       | 2-2         | 1.000       | 0           | 0        | 0         | 1.8       | 2          | 0         | 2        | 2        | 0         | 2        | 2.8       |            |
| WOFFORD            | 12/14/13 | 10       | 3-4        | .750         | 1-1         | 1.000      | 2-3         | .667        | 1           | 1        | 2         | 1.8       | 2          | 1         | 0        | 1        | 0         | 9        | 3.4       |            |
| INDIANA STATE      | 12/18/13 | 11       | 1-2        | .500         | 0-1         | .000       | 0-0         | .000        | 0           | 0        | 0         | 1.6       | 1          | 1         | 0        | 2        | 0         | 2        | 3.3       |            |
| NORTH CAROLINA A&T | 12/21/13 | 12       | 2-4        | .500         | 0-0         | .000       | 0-0         | .000        | 0           | 1        | 1         | 1.5       | 4          | 0         | 0        | 0        | 0         | 4        | 3.4       |            |
| <b>Totals</b>      |          | <b>0</b> | <b>133</b> | <b>15-32</b> | <b>.469</b> | <b>1-2</b> | <b>.500</b> | <b>6-9</b>  | <b>.667</b> | <b>6</b> | <b>11</b> | <b>17</b> | <b>1.5</b> | <b>21</b> | <b>4</b> | <b>7</b> | <b>15</b> | <b>5</b> | <b>37</b> | <b>3.4</b> |

Games played: 11  
Minutes/game: 12.1  
Points/game: 3.4  
FG Pct: 46.9  
3FG Pct: 50.0  
FT Pct: 66.7

Rebounds/game: 1.5  
Assists/game: 0.4  
Turnovers/game: 0.6  
Assist/turnover ratio: 0.6  
Steals/game: 0.5  
Blocks/game: 1.4

| Season       | gp-gs       | min/avg        | Total        |             | 3-Point    |             | F-Throws     |             | Rebounds  |           |           |            | Scoring   |          |          |           |           |          |           |            |
|--------------|-------------|----------------|--------------|-------------|------------|-------------|--------------|-------------|-----------|-----------|-----------|------------|-----------|----------|----------|-----------|-----------|----------|-----------|------------|
|              |             |                | fg-fga       | pct         | fg-fga     | pct         | ft-fa        | pct         | off       | def       | tot       | avg        | pf        | fo       | ast      | to        | blk       | stl      | pts       | avg        |
| 2011-12      | 12-0        | 47/3.9         | 2-3          | .667        | 0-0        | .000        | 2-6          | .333        | 3         | 9         | 12        | 1.0        | 9         | 0        | 0        | 5         | 5         | 0        | 6         | 0.5        |
| 2012-13      | 25-0        | 142/5.7        | 16-35        | .457        | 0-0        | .000        | 11-19        | .579        | 3         | 12        | 15        | 0.6        | 21        | 1        | 4        | 8         | 10        | 2        | 43        | 1.7        |
| 2013-14      | 11-0        | 133/12.1       | 15-32        | .469        | 1-2        | .500        | 6-9          | .667        | 6         | 11        | 17        | 1.5        | 21        | 1        | 4        | 7         | 15        | 5        | 37        | 3.4        |
| <b>TOTAL</b> | <b>48-0</b> | <b>322/6.7</b> | <b>33-70</b> | <b>.471</b> | <b>1-2</b> | <b>.500</b> | <b>19-34</b> | <b>.559</b> | <b>12</b> | <b>32</b> | <b>44</b> | <b>0.9</b> | <b>51</b> | <b>2</b> | <b>8</b> | <b>20</b> | <b>30</b> | <b>7</b> | <b>86</b> | <b>1.8</b> |

# 2 • AUSTIN MCBROOM



Sophomore • Guard • 5-9 • 165 • N. Hollywood, Calif. • Central Michigan | MAJOR: Business



**SEASON/CAREER HIGHS**

**POINTS**

SEASON: 15 vs. Ind. State, 12/18/13  
 CAREER: 15 vs. Ind. State, 12/18/13

**REBOUNDS**

SEASON: 6 vs. Wisconsin, 11/26/13  
 CAREER: 6 vs. Wisconsin, 11/26/13

**ASSISTS**

SEASON: 6 vs. Ind. State, 12/18/13  
 CAREER: 6 vs. Ind. State, 12/18/13

**STEALS**

SEASON: 3 vs. Wofford, 12/14/13  
 CAREER: 3 vs. Wofford, 12/14/13

**BLOCKS**

SEASON:  
 CAREER:

**FIELD GOALS MADE**

SEASON: 4 vs. Wisconsin, 11/26/13  
 CAREER: 4 vs. Wisconsin, 11/26/13

**FIELD GOAL ATTEMPTS**

SEASON: 12 vs. ORU, 11/21/13  
 CAREER: 12 vs. ORU, 11/21/13

**3-PT. FIELD GOALS MADE**

SEASON: 3, three times  
 CAREER: 3, twice

**3-PT. FIELD GOALS ATTEMPTED**

SEASON: 5 vs. SEMO, 11/8/13  
 CAREER: 5 vs. SEMO, 11/8/13

**FREE THROWS MADE**

SEASON: 6 vs. Ind. State, 12/18/13  
 CAREER: 6 vs. Ind. State, 12/18/13

**FREE THROWS ATTEMPTED**

SEASON: 6 vs. Ind. State, 12/18/13  
 CAREER: 6 vs. Ind. State, 12/18/13

**MINUTES PLAYED**

SEASON: 29 vs. NC A&T, 12/21/13  
 CAREER: 29 vs. NC A&T, 12/21/13

**► SEASON HIGHLIGHTS**

SLU's top 3-point shooter in makes (20) and percentage (.377) ... registered 10 points, four rebounds and three assists vs. North Carolina A&T ... scored nine points and had five assists against Bowling Green ... had eight points and dished out a pair of assists against Oral Roberts ... scored nine points against Southern Illinois ... hit an 18-footer at the buzzer to send the Billikens into the lockerroom with a one-point halftime lead ... nailed a trey en route to eight points against Southeast Missouri State ... dished out two assists and recorded one steal against the Redhawks.

**► CAREER HIGHLIGHTS**

**2011-12 • Freshman | at Central Michigan**

Named to the Mid-American Conference All-Freshman team after averaging 10.9 ppg and a team-best 2.7 assists per game ... started 30 of 31 games for the Chippewas ... one of the squad's top 3-point shooters, nailing 56 treys while shooting 42 percent from the arc ... led CMU in scoring on five occasions and scored in double figures 19 times, including a career-high 20 points against Bowling Green in the MAC Tournament ... in conference statistics, he ranked fifth in free-throw percentage (.816) and 3-point field goal percentage (.421), 11th in 3-pointers made (1.8 per game) and 23rd in scoring ... finished second in the league in scoring among freshmen ... his free-throw mark of 86 percent in league games ranked second in the MAC.

**Prep**


Heralded three-sport athlete at Campbell Hall School in North Hollywood, Calif., also playing football and baseball ... averaged 25.1 ppg his senior season en route to being named first-team All-CIF Division 3AA ... All-State selection in both basketball and football ... as a freshman, played on the Vikings' state championship team that also featured former UCLA guard and current New Orleans Pelican Jrue Holiday ... was a running back on the football team and played shortstop on the baseball squad.

**MCBROOM'S 2013-14 GAME-BY-GAME STATS**

| Opponent             | Date     | gs | min  | Total  |      | 3-Pointers |      | Free throws |      | Rebounds |     |     |     | pf | a  | t/o | blk | stl | pts | avg |
|----------------------|----------|----|------|--------|------|------------|------|-------------|------|----------|-----|-----|-----|----|----|-----|-----|-----|-----|-----|
|                      |          |    |      | fg-fga | pct  | 3fg-fga    | pct  | ft-fa       | pct  | off      | def | tot | avg |    |    |     |     |     |     |     |
| SOUTHEAST MISSOURI   | 11/08/13 | 26 | 2-9  | .222   | 1-5  | .200       | 3-4  | .750        | 0    | 0        | 0   | 0.0 | 3   | 2  | 3  | 0   | 1   | 8   | 8.0 |     |
| at SIUE              | 11/13/13 | 23 | 3-8  | .375   | 2-4  | .500       | 2-2  | 1.000       | 0    | 1        | 1   | 0.5 | 3   | 5  | 4  | 0   | 1   | 10  | 9.0 |     |
| at Southern Illinois | 11/16/13 | 20 | 3-4  | .750   | 1-2  | .500       | 2-2  | 1.000       | 2    | 0        | 2   | 1.0 | 1   | 0  | 2  | 0   | 1   | 9   | 9.0 |     |
| ORAL ROBERTS         | 11/21/13 | 23 | 3-12 | .250   | 0-4  | .000       | 2-2  | 1.000       | 1    | 1        | 2   | 1.3 | 3   | 2  | 0  | 0   | 1   | 8   | 8.8 |     |
| BOWLING GREEN        | 11/23/13 | 23 | 3-8  | .375   | 3-4  | .750       | 0-0  | .000        | 1    | 3        | 4   | 1.8 | 0   | 5  | 2  | 0   | 0   | 9   | 8.8 |     |
| vs Wisconsin         | 11/26/13 | 27 | 4-11 | .364   | 2-4  | .500       | 4-4  | 1.000       | 1    | 5        | 6   | 2.5 | 3   | 1  | 0  | 0   | 0   | 14  | 9.7 |     |
| vs Old Dominion      | 11/27/13 | 23 | 3-7  | .429   | 2-4  | .500       | 0-0  | .000        | 3    | 0        | 3   | 2.6 | 0   | 1  | 2  | 0   | 0   | 8   | 9.4 |     |
| WICHITA STATE        | 12/01/13 | 16 | 3-7  | .429   | 1-5  | .200       | 0-0  | .000        | 0    | 0        | 0   | 2.3 | 1   | 0  | 2  | 0   | 1   | 7   | 9.1 |     |
| ROCKHURST            | 12/03/13 | 24 | 2-6  | .333   | 1-4  | .250       | 0-0  | .000        | 0    | 3        | 3   | 2.3 | 1   | 2  | 2  | 0   | 2   | 5   | 8.7 |     |
| at Valparaiso        | 12/07/13 | 15 | 1-3  | .333   | 1-3  | .333       | 0-0  | .000        | 0    | 0        | 0   | 2.1 | 2   | 0  | 0  | 0   | 1   | 3   | 8.1 |     |
| WOFFORD              | 12/14/13 | 21 | 0-5  | .000   | 0-4  | .000       | 0-0  | .000        | 0    | 1        | 1   | 2.0 | 1   | 0  | 4  | 0   | 3   | 0   | 7.4 |     |
| INDIANA STATE        | 12/18/13 | 24 | 3-4  | .750   | 3-4  | .750       | 6-6  | 1.000       | 0    | 4        | 4   | 2.2 | 3   | 6  | 1  | 0   | 0   | 15  | 8.0 |     |
| NORTH CAROLINA A&T   | 12/21/13 | 29 | 3-7  | .429   | 3-6  | .500       | 1-2  | .500        | 0    | 4        | 4   | 2.3 | 0   | 3  | 3  | 0   | 1   | 10  | 8.2 |     |
| Totals               |          | 0  | 294  | 33-91  | .363 | 20-53      | .377 | 20-22       | .909 | 8        | 22  | 30  | 2.3 | 21 | 27 | 25  | 0   | 12  | 106 | 8.2 |

Games played: 13  
 Minutes/game: 22.6  
 Points/game: 8.2  
 FG Pct: 36.3  
 3FG Pct: 37.7  
 FT Pct: 90.9  
 Rebounds/game: 2.3  
 Assists/game: 2.1  
 Turnovers/game: 1.9  
 Assist/turnover ratio: 1.1  
 Steals/game: 0.9

| Season  | gp-gs | min/avg  | Total  |      | 3-Point |      | F-Throws |      | Rebounds |     |     |     | Scoring |    |     |    |     |     |     |     |
|---------|-------|----------|--------|------|---------|------|----------|------|----------|-----|-----|-----|---------|----|-----|----|-----|-----|-----|-----|
|         |       |          | fg-fga | pct  | fg-fga  | pct  | ft-fa    | pct  | off      | def | tot | avg | pf      | fo | ast | to | blk | stl | pts | avg |
| 2013-14 | 13-0  | 294/22.6 | 33-91  | .363 | 20-53   | .377 | 20-22    | .909 | 8        | 22  | 30  | 2.3 | 21      | 0  | 27  | 25 | 0   | 12  | 106 | 8.2 |
| TOTAL   | 13-0  | 294/22.6 | 33-91  | .363 | 20-53   | .377 | 20-22    | .909 | 8        | 22  | 30  | 2.3 | 21      | 0  | 27  | 25 | 0   | 12  | 106 | 8.2 |



# 11 • MIKE McCALL JR.



Senior • Guard • 6-0 • 180 • Chicago, Ill. • Foreman HS | MAJOR: Communication

### ► SEASON HIGHLIGHTS

Scored 13 points and became the 29th member of SLU's 1,000 points club in the North Carolina A&T game ... had seven points and the game-winning buzzer beater at Valpo ... contributed 12 points against Wichita State, including a pair of early treys ... scored 11 points and dished out five assists against Bowling Green ... was 4-of-9 from the field en route to 11 points against Oral Roberts ... tied his career high with 19 points against Southern Illinois ... also posted a career-best nine rebounds ... hit 3 treys versus SIU ... turned in 14 points on 6-of-8 shooting at SIUE ... nailed both of his treys against the Cougars ... scored eight points and dished out a team-leading five assists against Southeast Missouri State.

### ► CAREER HIGHLIGHTS

#### 2012-13 • Junior

One of three Billikens to start all 35 games ... scored 9.3 ppg and recorded a team-leading 46 steals ... led the team and was 10th in the A-10 in 3-point field goal percentage, hitting 40.2 percent (47-117) of his shots from beyond the arc ... second on the team with 94 assists ... hit 81.7 percent (67-of-82) from the free-throw line ... his 47 treys are 10th all-time among SLU juniors, while his 46 steals are tied for sixth most on the junior chart.

#### 2011-12 • Sophomore

Scored 7.0 ppg and was second on the squad with 41 steals and 72 assists ... his 41 steals are eighth most for a sophomore in SLU history ... scored 8.6 ppg in conference games only and led the team with 31 steals ... was a 75.5 percent free-throw shooter, converting on 40 of his 53 chances.

#### 2010-11 • Freshman

Led the team in scoring with 10.4 ppg, becoming the first Billiken freshman to lead the club in scoring since Larry Hughes in 1997-98 ... led the squad in field goals (113), field-goal attempts (264), free-throw percentage (82.4) ... second on the Billikens in 3-point field goals (41), 3-point field goal attempts (112), assists (93) and steals (31-tied) ... on the SLU freshman class records list, he ranked third in assists, seventh in 3-point field goals, eighth in points and 10th in steals.

#### Prep

All-State selection after averaging 18.4 points, 4.7 rebounds and 4.6 assists as a senior for Foreman ... scored at least 20 points in a game 13 times, including a career-high 28 ... was the No. 6 senior in the state of Illinois according to ChicagoHoops.com ... ranked by Hoops Report as a "Top 10 Prospect" ... hit at least one 3-pointer in every game and converted 44 percent from beyond the arc ... shot 79 percent from the free-throw line.

### SEASON/CAREER HIGHS

#### POINTS

SEASON: 19 at SIU, 11/16/13  
CAREER: 19, twice

#### REBOUNDS

SEASON: 9 at SIU, 11/16/13  
CAREER: 9 at SIU, 11/16/13

#### ASSISTS

SEASON: 5, twice  
CAREER: 8, twice

#### STEALS

SEASON: 3, twice  
CAREER: 4 vs. Duquesne, 1/21/12

#### BLOCKS

SEASON:  
CAREER: 1, seven times

#### FIELD GOALS MADE

SEASON: 7 at SIU, 11/16/13  
CAREER: 7, twice

#### FIELD GOAL ATTEMPTS

SEASON: 18 at SIU, 11/16/13  
CAREER: 18 at SIU, 11/16/13

#### 3-PT. FIELD GOALS MADE

SEASON: 3, twice  
CAREER: 5 vs. So. Miss., 12/23/10

#### 3-PT. FIELD GOALS ATTEMPTED

SEASON: 6 at SIU, 11/16/13  
CAREER: 8, three times

#### FREE THROWS MADE

SEASON: 5 vs. Wofford, 12/14/13  
CAREER: 7 vs. IUPUI, 11/27/10

#### FREE THROWS ATTEMPTED

SEASON: 6 vs. Wofford, 12/14/13  
CAREER: 8 vs. Jacksonville, 12/15/10

#### MINUTES PLAYED

SEASON: 34 at SIU, 11/16/13  
CAREER: 39, twice

### MCCALL JR.'S 2013-14 GAME-BY-GAME STATS

| Opponent             | Date     | gs | min | Total  |        | 3-Pointers |       | Free throws |       | Rebounds |     |     | pf  | a   | t/o | blk | stl | pts | avg |      |     |
|----------------------|----------|----|-----|--------|--------|------------|-------|-------------|-------|----------|-----|-----|-----|-----|-----|-----|-----|-----|-----|------|-----|
|                      |          |    |     | fg-fga | pct    | 3fg-fga    | pct   | ft-fa       | pct   | off      | def | tot |     |     |     |     |     |     |     | avg  |     |
| SOUTHEAST MISSOURI   | 11/08/13 | *  | 31  | 3-13   | .231   | 0-4        | .000  | 2-2         | 1.000 | 2        | 1   | 3   | 3.0 | 2   | 5   | 1   | 0   | 2   | 8   | 8.0  |     |
| at SIUE              | 11/13/13 | *  | 27  | 6-8    | .750   | 2-2        | 1.000 | 0-2         | .000  | 1        | 1   | 2   | 2.5 | 0   | 0   | 0   | 0   | 1   | 14  | 11.0 |     |
| at Southern Illinois | 11/16/13 | *  | 34  | 7-18   | .389   | 3-6        | .500  | 2-2         | 1.000 | 3        | 6   | 9   | 4.7 | 2   | 2   | 0   | 0   | 2   | 19  | 13.7 |     |
| ORAL ROBERTS         | 11/21/13 | *  | 32  | 4-9    | .444   | 1-4        | .250  | 2-2         | 1.000 | 0        | 2   | 2   | 4.0 | 0   | 2   | 1   | 1   | 2   | 11  | 13.0 |     |
| BOWLING GREEN        | 11/23/13 | *  | 24  | 5-11   | .455   | 1-3        | .333  | 0-0         | .000  | 1        | 2   | 3   | 3.8 | 1   | 5   | 1   | 0   | 2   | 11  | 12.6 |     |
| vs Wisconsin         | 11/26/13 | *  | 31  | 3-9    | .333   | 0-3        | .000  | 0-0         | .000  | 0        | 4   | 4   | 3.8 | 4   | 1   | 2   | 0   | 2   | 6   | 11.5 |     |
| vs Old Dominion      | 11/27/13 | *  | 33  | 4-7    | .571   | 0-2        | .000  | 0-0         | .000  | 1        | 1   | 2   | 3.6 | 1   | 1   | 4   | 0   | 3   | 8   | 11.0 |     |
| WICHITA STATE        | 12/01/13 | *  | 23  | 3-7    | .429   | 2-4        | .500  | 4-6         | .667  | 1        | 3   | 4   | 3.6 | 1   | 2   | 0   | 1   | 3   | 12  | 11.1 |     |
| ROCKHURST            | 12/03/13 | *  | 23  | 1-8    | .125   | 0-4        | .000  | 2-2         | 1.000 | 0        | 4   | 4   | 3.7 | 3   | 4   | 0   | 0   | 0   | 4   | 10.3 |     |
| at Valparaiso        | 12/07/13 | *  | 27  | 3-8    | .375   | 1-2        | .500  | 0-0         | .000  | 1        | 2   | 3   | 3.6 | 2   | 3   | 1   | 0   | 1   | 7   | 10.0 |     |
| WOFFORD              | 12/14/13 | *  | 30  | 1-1    | 1.000  | 0-0        | .000  | 5-6         | .833  | 1        | 1   | 2   | 3.5 | 0   | 3   | 1   | 0   | 0   | 7   | 9.7  |     |
| INDIANA STATE        | 12/18/13 | *  | 25  | 2-7    | .286   | 2-6        | .333  | 0-0         | .000  | 1        | 2   | 3   | 3.4 | 2   | 2   | 0   | 0   | 0   | 6   | 9.4  |     |
| NORTH CAROLINA A&T   | 12/21/13 | *  | 24  | 5-10   | .500   | 2-6        | .333  | 1-2         | .500  | 1        | 4   | 5   | 3.5 | 3   | 3   | 0   | 0   | 2   | 13  | 9.7  |     |
| Totals               |          |    | 13  | 363    | 47-116 | .405       | 14-46 | .304        | 18-24 | .750     | 13  | 33  | 46  | 3.5 | 21  | 33  | 11  | 2   | 20  | 126  | 9.7 |

Games played: 13  
Minutes/game: 27.9  
Points/game: 9.7  
FG Pct: 40.5  
3FG Pct: 30.4  
FT Pct: 75.0

Rebounds/game: 3.5  
Assists/game: 2.5  
Turnovers/game: 0.8  
Assist/turnover ratio: 3.0  
Steals/game: 1.5  
Blocks/game: 0.2

| Season  | gp-gs  | min/avg   | Total   |      | 3-Point |      | F-Throws |      |     | Rebounds |     |     |     | Scoring |     |     |     |     |      |      |
|---------|--------|-----------|---------|------|---------|------|----------|------|-----|----------|-----|-----|-----|---------|-----|-----|-----|-----|------|------|
|         |        |           | fg-fga  | pct  | fg-fga  | pct  | ft-fa    | pct  | off | def      | tot | avg | pf  | fo      | ast | to  | blk | stl | pts  | avg  |
| 2010-11 | 31-29  | 909/29.3  | 113-264 | .428 | 41-112  | .366 | 56-68    | .824 | 10  | 54       | 64  | 2.1 | 80  | 1       | 93  | 66  | 3   | 31  | 323  | 10.4 |
| 2011-12 | 33-13  | 756/22.9  | 80-189  | .423 | 31-89   | .348 | 40-53    | .755 | 15  | 46       | 61  | 1.8 | 59  | 2       | 72  | 39  | 2   | 41  | 231  | 7.0  |
| 2012-13 | 35-35  | 1017/29.1 | 105-259 | .405 | 47-117  | .402 | 67-82    | .817 | 23  | 65       | 88  | 2.5 | 64  | 2       | 94  | 49  | 2   | 46  | 324  | 9.3  |
| 2013-14 | 13-13  | 363/27.9  | 47-116  | .405 | 14-46   | .304 | 18-24    | .750 | 13  | 33       | 46  | 3.5 | 21  | 0       | 33  | 11  | 2   | 20  | 126  | 9.7  |
| TOTAL   | 112-90 | 3045/27.2 | 345-828 | .417 | 133-364 | .365 | 181-227  | .797 | 61  | 198      | 259 | 2.3 | 224 | 5       | 292 | 165 | 9   | 138 | 1004 | 9.0  |



# 22 • AUSTIN EAGLETON




Fr. • Guard • 6-3 • 200 • Springfield, Ill. • Sacred Heart-Griffin | MAJOR: Mech. Engineering

► **SEASON HIGHLIGHTS**

Made his collegiate debut in the win against Southeast Missouri State ... added to roster in October after walk-on tryouts.

► **PREVIOUS**

Two-time All-Conference selection at Sacred Heart-Griffin ... averaged 14.5 ppg as a senior and 13.5 ppg as a junior for the Cyclones ... helped team to 19 victories and a second-place finish in the conference his junior year ... two-time Illinois 3-Point Shootout sectional finalist ... member of the National Honor Society ... was an Illinois State Scholar and a four-time Academic All-Conference selection.



# 10 • JOEY LEPAK



So. • Guard • 6-1 • 170 • Cedarburg, Wis. • Cedarburg | MAJOR: Business Administration

► **SEASON HIGHLIGHTS**

Made his season debut in the win against Southeast Missouri State.


► **CAREER HIGHLIGHT**

**2012-13 • Freshman**

Appeared in 10 games for the Billikens ... registered his first career points in the Charlotte game at the A-10 Championship in Brooklyn, draining both free-throw opportunities late in the game ... also recorded a rebound against the 49ers ... appeared in the NCAA Tournament win against New Mexico State.

**Prep**

Played basketball, tennis and football at Cedarburg High School ... was the quarterback of his football team and holds the school record for most touchdown passes in a single season ... his uncle, Jack Quinlevan, played basketball at Milwaukee and was an assistant coach under Rick Majerus at Marquette.



# 33 • ROYCE SIMPSON




Fr. • Guard • 6-2 • 180 • Chicago, Ill. • Marist | MAJOR: Business Administration

► **SEASON HIGHLIGHTS**

Made his collegiate debut in the win against Southeast Missouri State ... added to roster in October after walk-on tryouts.

► **PREVIOUS**

Two-year letterwinner at Marist High School in Chicago ... helped Red Hawks to a regional championship in 2012 ... turned in his best performance with 16 points against Southland.



# 3 • ASH YACOUBOU



Jr. • Guard • 6-4 • 210 • Bronx, N.Y. • Villanova | MAJOR: Communication

► **SEASON HIGHLIGHTS**

Must sit out the 2013-14 season transferring from Villanova.

► **CAREER HIGHLIGHTS**

**2012-13 • Sophomore | at Villanova**

Led Villanova in 3-point shooting percentage, nailing 39.6 percent (21-53) of his shots from beyond the arc.

**2011-12 • Freshman | at Villanova**

Scored 2.2 ppg while appearing in 26 games. He played eight minutes against the Billikens at the 76 Classic in Anaheim.

**Prep**

Named 2011 Gatorade New York State Player of the Year coming out of Long Island Lutheran ... as a senior, averaged 19.0 ppg and 9.0 rpg.



Official Basketball Box Score -- Game Totals -- Final Statistics  
**Southeast Missouri vs Saint Louis**  
 11/08/13 7:30 p.m. at St. Louis, MO (Chaifetz Arena)



**Southeast Missouri 64 • 0-1**

| #      | Player              | F | Total  |        |        | 3-Ptr |     |     | Rebounds |     |     | PF       | TP | A | TO    | Blk | Stl | Min           |  |  |
|--------|---------------------|---|--------|--------|--------|-------|-----|-----|----------|-----|-----|----------|----|---|-------|-----|-----|---------------|--|--|
|        |                     |   | FG-FGA | FG-FGA | FT-FTA | Off   | Def | Tot | Off      | Def | Tot |          |    |   |       |     |     |               |  |  |
| 23     | BRADLEY, Jarekious  | f | 10-17  | 2-5    | 0-1    | 3     | 9   | 12  | 4        | 22  | 0   | 4        | 2  | 4 | 2     | 4   | 24  |               |  |  |
| 03     | REESE, C.J.         | g | 0-0    | 0-0    | 3-4    | 0     | 2   | 2   | 3        | 3   | 2   | 5        | 0  | 1 | 1     | 38  |     |               |  |  |
| 04     | CLEVELAND, Antonius | g | 4-11   | 1-4    | 5-8    | 4     | 3   | 7   | 3        | 14  | 1   | 3        | 1  | 1 | 1     | 35  |     |               |  |  |
| 13     | NUTT, Lucas         | g | 1-7    | 0-1    | 6-6    | 1     | 4   | 5   | 1        | 8   | 4   | 2        | 0  | 2 | 37    |     |     |               |  |  |
| 15     | GRAY, Darrian       | g | 4-10   | 1-5    | 3-4    | 1     | 3   | 4   | 1        | 12  | 0   | 2        | 2  | 0 | 30    |     |     |               |  |  |
| 10     | STRODER, Kyle       | g | 0-0    | 0-0    | 0-0    | 0     | 0   | 0   | 0        | 0   | 0   | 0        | 0  | 0 | 1     |     |     |               |  |  |
| 12     | HOLVIN, Jamaal      | g | 0-5    | 0-4    | 0-0    | 0     | 0   | 0   | 4        | 0   | 1   | 3        | 0  | 4 | 24    |     |     |               |  |  |
| 24     | CALVINE, Will       | g | 1-1    | 1-1    | 0-0    | 0     | 0   | 0   | 0        | 3   | 0   | 0        | 0  | 0 | 1     |     |     |               |  |  |
| 41     | WOODS, Caleb        | g | 1-5    | 0-1    | 0-0    | 0     | 1   | 1   | 1        | 2   | 1   | 0        | 0  | 0 | 10    |     |     |               |  |  |
| Team   |                     |   |        |        |        | 2 1 3 |     |     |          |     |     |          |    |   |       |     |     |               |  |  |
| Totals |                     |   | 21-56  |        |        | 5-21  |     |     | 17-23    |     |     | 11 23 34 |    |   | 17 64 |     |     | 9 19 5 12 200 |  |  |

FG % 1st Half: 12-29 41.4% 2nd half: 9-27 33.3% Game: 21-56 37.5%  
 3FG % 1st Half: 2-11 18.2% 2nd half: 3-10 30.0% Game: 5-21 23.8%  
 FT % 1st Half: 9-11 81.8% 2nd half: 8-12 66.7% Game: 17-23 73.9%

**Saint Louis 87 • 1-0**

| #      | Player           | F | Total  |        |        | 3-Ptr |     |     | Rebounds |     |     | PF       | TP | A | TO    | Blk | Stl | Min            |  |  |
|--------|------------------|---|--------|--------|--------|-------|-----|-----|----------|-----|-----|----------|----|---|-------|-----|-----|----------------|--|--|
|        |                  |   | FG-FGA | FG-FGA | FT-FTA | Off   | Def | Tot | Off      | Def | Tot |          |    |   |       |     |     |                |  |  |
| 01     | GLAZE, Grandy    | f | 7-7    | 0-0    | 2-2    | 3     | 7   | 10  | 2        | 16  | 0   | 2        | 0  | 1 | 23    |     |     |                |  |  |
| 21     | EVANS, Dwayne    | f | 6-10   | 0-1    | 4-4    | 3     | 1   | 4   | 2        | 16  | 1   | 3        | 1  | 1 | 31    |     |     |                |  |  |
| 51     | LOE, Rob         | f | 4-8    | 1-4    | 4-4    | 1     | 4   | 5   | 3        | 13  | 4   | 2        | 0  | 2 | 26    |     |     |                |  |  |
| 05     | JETT, Jordair    | g | 7-11   | 0-2    | 1-3    | 0     | 4   | 4   | 1        | 15  | 4   | 2        | 0  | 1 | 31    |     |     |                |  |  |
| 11     | MCCALL JR, Mike  | g | 3-13   | 0-4    | 2-2    | 2     | 1   | 3   | 2        | 8   | 5   | 1        | 0  | 2 | 31    |     |     |                |  |  |
| 02     | MCBROOM, Austin  | g | 2-9    | 1-5    | 3-4    | 0     | 0   | 0   | 3        | 8   | 2   | 3        | 0  | 1 | 26    |     |     |                |  |  |
| 10     | LEPAK, Joey      | g | 0-0    | 0-0    | 0-0    | 0     | 0   | 0   | 0        | 0   | 0   | 0        | 0  | 1 |       |     |     |                |  |  |
| 15     | LANCONA, Tanner  | g | 0-0    | 0-0    | 0-0    | 0     | 0   | 0   | 0        | 0   | 0   | 0        | 0  | 3 |       |     |     |                |  |  |
| 22     | EAGLETON, Austin | g | 0-0    | 0-0    | 0-0    | 0     | 0   | 0   | 0        | 0   | 0   | 0        | 0  | 1 |       |     |     |                |  |  |
| 30     | BARNETT, Jake    | g | 0-2    | 0-2    | 1-2    | 0     | 5   | 5   | 1        | 2   | 0   | 0        | 0  | 1 | 14    |     |     |                |  |  |
| 32     | CRAWFORD, Mike   | g | 3-3    | 1-1    | 1-2    | 0     | 0   | 0   | 1        | 8   | 0   | 0        | 0  | 3 |       |     |     |                |  |  |
| 33     | SIMPSON, Royce   | g | 0-0    | 0-0    | 0-0    | 0     | 0   | 0   | 0        | 0   | 0   | 0        | 0  | 1 |       |     |     |                |  |  |
| 54     | MANNING, John    | g | 1-1    | 0-0    | 0-0    | 0     | 3   | 3   | 0        | 2   | 1   | 1        | 1  | 9 |       |     |     |                |  |  |
| Team   |                  |   |        |        |        | 2 2 4 |     |     |          |     |     |          |    |   |       |     |     |                |  |  |
| Totals |                  |   | 33-64  |        |        | 3-19  |     |     | 18-23    |     |     | 11 27 38 |    |   | 19 87 |     |     | 19 14 2 10 200 |  |  |

FG % 1st Half: 14-35 40.0% 2nd half: 19-29 65.5% Game: 33-64 51.6%  
 3FG % 1st Half: 1-12 8.3% 2nd half: 2-7 28.6% Game: 3-19 15.8%  
 FT % 1st Half: 5-9 55.6% 2nd half: 13-14 92.9% Game: 18-23 78.3%

Officials: Lamar Simpson, Earnie Pheal, Keith Fogleman  
 Technical fouls: Southeast Missouri-None. Saint Louis-None.  
 Attendance: 7714

| Score by periods   | 1st | 2nd | Total |
|--------------------|-----|-----|-------|
| Southeast Missouri | 35  | 29  | 64    |
| Saint Louis        | 34  | 53  | 87    |

Last FG - SEMO 2nd-00:35, SLU 2nd-00:19.  
 Largest lead - SEMO by 4 2nd-19:35, SLU by 26 2nd-00:51.

Score tied - 5 times.  
 Lead changed - 2 times.



Official Basketball Box Score -- Game Totals -- Final Statistics  
**Saint Louis vs SIUE**  
 11/13/13 7:07 pm at Edwardsville, Ill/Vadalabene Center



**Saint Louis 82 • 2-0**

| #      | Player          | F | Total  |        |        | 3-Ptr |     |     | Rebounds |     |     | PF      | TP | A | TO    | Blk | Stl | Min           |  |  |
|--------|-----------------|---|--------|--------|--------|-------|-----|-----|----------|-----|-----|---------|----|---|-------|-----|-----|---------------|--|--|
|        |                 |   | FG-FGA | FG-FGA | FT-FTA | Off   | Def | Tot | Off      | Def | Tot |         |    |   |       |     |     |               |  |  |
| 01     | GLAZE, Grandy   | * | 4-7    | 0-0    | 1-2    | 3     | 11  | 14  | 1        | 9   | 1   | 1       | 0  | 0 | 22    |     |     |               |  |  |
| 05     | JETT, Jordair   | * | 5-12   | 0-1    | 6-6    | 0     | 3   | 3   | 2        | 16  | 1   | 2       | 0  | 0 | 28    |     |     |               |  |  |
| 11     | MCCALL JR, Mike | * | 6-8    | 2-2    | 0-2    | 1     | 2   | 4   | 2        | 10  | 0   | 0       | 0  | 1 | 27    |     |     |               |  |  |
| 21     | EVANS, Dwayne   | * | 4-5    | 0-1    | 6-8    | 0     | 4   | 4   | 2        | 14  | 6   | 2       | 0  | 1 | 23    |     |     |               |  |  |
| 51     | LOE, Rob        | * | 2-5    | 0-2    | 1-2    | 0     | 6   | 6   | 4        | 5   | 2   | 0       | 1  | 0 | 23    |     |     |               |  |  |
| 02     | MCBROOM, Austin | * | 3-8    | 2-4    | 2-2    | 0     | 1   | 1   | 3        | 10  | 5   | 4       | 0  | 1 | 23    |     |     |               |  |  |
| 15     | LANCONA, Tanner | * | 1-1    | 1-1    | 2-2    | 0     | 3   | 3   | 2        | 5   | 0   | 0       | 0  | 0 | 13    |     |     |               |  |  |
| 30     | BARNETT, Jake   | * | 0-1    | 0-1    | 0-0    | 0     | 1   | 1   | 2        | 0   | 1   | 1       | 0  | 0 | 17    |     |     |               |  |  |
| 32     | CRAWFORD, Mike  | * | 1-1    | 0-0    | 0-0    | 0     | 0   | 0   | 0        | 2   | 1   | 0       | 0  | 0 | 10    |     |     |               |  |  |
| 54     | MANNING, John   | * | 3-5    | 0-0    | 1-2    | 0     | 1   | 1   | 1        | 7   | 0   | 2       | 2  | 2 | 14    |     |     |               |  |  |
| Team   |                 |   |        |        |        | 1 1 2 |     |     |          |     |     |         |    |   |       |     |     |               |  |  |
| Totals |                 |   | 29-53  |        |        | 5-12  |     |     | 19-26    |     |     | 5 32 37 |    |   | 17 82 |     |     | 17 12 3 5 200 |  |  |

FG % 1st Half: 18-30 60.0% 2nd half: 11-23 47.8% Game: 29-53 54.7%  
 3FG % 1st Half: 4-6 66.7% 2nd half: 1-6 16.7% Game: 5-12 41.7%  
 FT % 1st Half: 6-8 75.0% 2nd half: 13-18 72.2% Game: 19-26 73.1%

**SIUE 58 • 0-2**

| #      | Player               | F | Total  |        |        | 3-Ptr |     |     | Rebounds |     |     | PF      | TP | A | TO    | Blk | Stl | Min          |  |  |
|--------|----------------------|---|--------|--------|--------|-------|-----|-----|----------|-----|-----|---------|----|---|-------|-----|-----|--------------|--|--|
|        |                      |   | FG-FGA | FG-FGA | FT-FTA | Off   | Def | Tot | Off      | Def | Tot |         |    |   |       |     |     |              |  |  |
| 04     | HUNTER, Tim          | * | 2-5    | 1-2    | 1-1    | 1     | 2   | 3   | 1        | 6   | 0   | 3       | 1  | 0 | 23    |     |     |              |  |  |
| 23     | NUNN, Rozell         | * | 2-6    | 1-3    | 0-0    | 1     | 3   | 4   | 4        | 5   | 2   | 0       | 0  | 1 | 26    |     |     |              |  |  |
| 25     | LESTER, Ray          | * | 3-7    | 0-0    | 4-10   | 1     | 2   | 3   | 3        | 10  | 0   | 4       | 0  | 0 | 17    |     |     |              |  |  |
| 30     | MESSER, Michael      | * | 3-6    | 0-2    | 2-2    | 1     | 2   | 3   | 2        | 8   | 0   | 0       | 0  | 1 | 23    |     |     |              |  |  |
| 32     | STEWART, Donivine    | * | 5-11   | 0-1    | 4-6    | 1     | 3   | 4   | 1        | 14  | 3   | 1       | 0  | 1 | 32    |     |     |              |  |  |
| 01     | DAVIS, Kris          | * | 0-1    | 0-0    | 0-0    | 0     | 0   | 0   | 0        | 0   | 0   | 1       | 0  | 0 | 4     |     |     |              |  |  |
| 02     | WILTZ, Maurice       | * | 2-4    | 1-2    | 0-0    | 0     | 0   | 0   | 3        | 5   | 0   | 0       | 0  | 0 | 16    |     |     |              |  |  |
| 03     | JACKSON, Keaton      | * | 4-6    | 0-0    | 0-0    | 1     | 4   | 5   | 4        | 8   | 1   | 2       | 4  | 1 | 17    |     |     |              |  |  |
| 05     | FLORENTINOS, Grant   | * | 0-1    | 0-0    | 0-2    | 0     | 1   | 1   | 1        | 0   | 2   | 0       | 0  | 0 | 5     |     |     |              |  |  |
| 10     | CRAIG, Cameron       | * | 0-2    | 0-1    | 0-0    | 0     | 1   | 1   | 2        | 0   | 2   | 1       | 0  | 1 | 13    |     |     |              |  |  |
| 15     | SALEICICH, Christian | * | 1-6    | 0-3    | 0-0    | 0     | 1   | 1   | 1        | 2   | 0   | 0       | 0  | 0 | 24    |     |     |              |  |  |
| Team   |                      |   |        |        |        | 0 3 3 |     |     |          |     |     |         |    |   |       |     |     |              |  |  |
| Totals |                      |   | 22-55  |        |        | 3-14  |     |     | 11-21    |     |     | 6 22 28 |    |   | 22 58 |     |     | 8 14 5 5 200 |  |  |

FG % 1st Half: 8-22 36.4% 2nd half: 14-33 42.4% Game: 22-55 40.0%  
 3FG % 1st Half: 1-4 25.0% 2nd half: 2-10 20.0% Game: 3-14 21.4%  
 FT % 1st Half: 4-8 50.0% 2nd half: 7-13 53.8% Game: 11-21 52.4%

Officials: Craig Murley, Charles Russell, Bradley Fritsche  
 Technical fouls: Saint Louis-None. SIUE-None.  
 Attendance: 4007  
 Third largest crowd ever at the Vadalabene Center

| Score by periods | 1st | 2nd | Total |
|------------------|-----|-----|-------|
| Saint Louis      | 46  | 36  | 82    |
| SIUE             | 21  | 37  | 58    |

Last FG - SLU 2nd-00:59, SIUE 2nd-00:06.  
 Largest lead - SLU by 32 2nd-03:43, SIUE by 4 1st-18:30.

Score tied - 1 time.  
 Lead changed - 3 times.



Official Basketball Box Score -- Game Totals -- Final Statistics  
**Saint Louis vs Southern Illinois**  
 11/16/13 7:05 p.m. at Carbondale, Ill. (SIU Arena)



**Saint Louis 76 • 3-0**

| #      | Player          | F | Total  |        |        | 3-Ptr |     |     | Rebounds |     |     | PF       | TP | A | TO    | Blk | Stl | Min           |  |  |
|--------|-----------------|---|--------|--------|--------|-------|-----|-----|----------|-----|-----|----------|----|---|-------|-----|-----|---------------|--|--|
|        |                 |   | FG-FGA | FG-FGA | FT-FTA | Off   | Def | Tot | Off      | Def | Tot |          |    |   |       |     |     |               |  |  |
| 01     | GLAZE, Grandy   | f | 4-7    | 0-0    | 0-0    | 4     | 2   | 6   | 3        | 8   | 0   | 1        | 0  | 2 | 19    |     |     |               |  |  |
| 21     | EVANS, Dwayne   | f | 4-10   | 0-1    | 5-6    | 2     | 4   | 6   | 2        | 13  | 1   | 2        | 1  | 1 | 30    |     |     |               |  |  |
| 51     | LOE, Rob        | f | 2-7    | 0-4    | 0-0    | 3     | 2   | 5   | 5        | 4   | 0   | 2        | 1  | 0 | 35    |     |     |               |  |  |
| 05     | JETT, Jordair   | g | 2-8    | 0-2    | 3-5    | 1     | 4   | 5   | 0        | 7   | 8   | 3        | 1  | 1 | 36    |     |     |               |  |  |
| 11     | MCCALL JR, Mike | g | 7-18   | 3-6    | 2-2    | 3     | 6   | 9   | 2        | 19  | 2   | 0        | 0  | 2 | 34    |     |     |               |  |  |
| 02     | MCBROOM, Austin | g | 3-4    | 1-2    | 2-2    | 2     | 0   | 2   | 1        | 9   | 0   | 2        | 0  | 1 | 20    |     |     |               |  |  |
| 30     | BARNETT, Jake   | g | 4-9    | 3-7    | 1-1    | 1     | 1   | 2   | 4        | 12  | 2   | 0        | 0  | 0 | 20    |     |     |               |  |  |
| 35     | AGBEKO, Reggie  | g | 2-2    | 0-0    | 0-0    | 0     | 1   | 1   | 0        | 4   | 0   | 0        | 0  | 0 | 6     |     |     |               |  |  |
| Team   |                 |   |        |        |        | 1 3 4 |     |     |          |     |     |          |    |   |       |     |     |               |  |  |
| Totals |                 |   | 28-65  |        |        | 7-22  |     |     | 13-16    |     |     | 17 23 40 |    |   | 17 76 |     |     | 13 10 3 7 200 |  |  |

FG % 1st Half: 15-33 45.5% 2nd half: 13-32 40.6% Game: 28-65 43.1%  
 3FG % 1st Half: 5-12 41.7% 2nd half: 2-10 20.0% Game: 7-22 31.8%  
 FT % 1st Half: 2-3 66.7% 2nd half: 11-13 84.6% Game: 13-16 81.3%

**Southern Illinois 67 • 0-2**

| #  | Player            | F | Total  |        |        | 3-Ptr |     |     | Rebounds |     |     | PF | TP | A | TO | Blk | Stl | Min |
|----|-------------------|---|--------|--------|--------|-------|-----|-----|----------|-----|-----|----|----|---|----|-----|-----|-----|
|    |                   |   | FG-FGA | FG-FGA | FT-FTA | Off   | Def | Tot | Off      | Def | Tot |    |    |   |    |     |     |     |
| 22 | Verhines, Bronson | f | 4-8    | 0-0    | 1-1    | 4     | 7   | 11  | 3        | 9   | 2   | 2  | 1  | 1 | 32 |     |     |     |
| 04 | Drinkard, Davante | c | 0-3    | 0-0    | 0-0    | 0     | 4   | 4   | 1        | 0   | 1   | 0  | 4  | 0 | 18 |     |     |     |
| 03 | Jackson, Desmar   | g | 5-16   | 1-4    | 7-8    | 0     | 3   | 3   | 2        | 18  | 0   | 3  | 1  | 1 | 35 |     |     |     |
| 12 | Fillyaw, Marcus   | g | 8-9    | 1-1    | 0-0    | 1     | 1   | 2   | 1        | 17  | 1   | 2  | 1  | 1 | 35 |     |     |     |
| 25 | Beane, Anthony    | g | 3-9    | 0-2    | 1-2    | 1     | 4   | 5   |          |     |     |    |    |   |    |     |     |     |

**BILLIKEN BASKETBALL GAME NOTES • at Vanderbilt (12/30/13)**



Official Basketball Box Score -- Game Totals -- Final Statistics  
**Bowling Green vs Saint Louis**  
 11/23/13 7 p.m. at St. Louis, MO (Chaifetz Arena)



**Bowling Green 47 • 1-3**

| #      | Player             | Total |       |     | 3-Ptr |     |     | Rebounds |     |     | PF | TP | A | TO | Blk | Stl | Min |
|--------|--------------------|-------|-------|-----|-------|-----|-----|----------|-----|-----|----|----|---|----|-----|-----|-----|
|        |                    | FG    | FGA   | FT  | FTA   | Off | Def | Off      | Def | Tot |    |    |   |    |     |     |     |
| 03     | PARKER, Spencer    | f     | 4-9   | 0-2 | 5-5   | 0   | 1   | 2        | 13  | 1   | 3  | 1  | 1 | 1  | 34  |     |     |
| 22     | HOLMES, Richaun    | f     | 4-8   | 0-0 | 1-1   | 3   | 3   | 6        | 2   | 9   | 0  | 0  | 2 | 1  | 26  |     |     |
| 35     | BLACK, Cameron     | c     | 1-6   | 0-0 | 0-0   | 2   | 6   | 8        | 2   | 2   | 1  | 1  | 0 | 1  | 23  |     |     |
| 02     | HENDERSON, Anthony | g     | 3-8   | 1-3 | 2-4   | 0   | 3   | 3        | 1   | 9   | 2  | 3  | 1 | 3  | 36  |     |     |
| 20     | CLARKE, Jehvon     | g     | 3-11  | 0-2 | 0-0   | 0   | 2   | 2        | 0   | 6   | 0  | 5  | 0 | 1  | 24  |     |     |
| 00     | GOMEZ, Josh        | g     | 0-1   | 0-0 | 0-0   | 1   | 0   | 1        | 0   | 0   | 1  | 0  | 0 | 0  | 4   |     |     |
| 01     | TISDALE, JD        | g     | 1-8   | 0-1 | 1-4   | 0   | 4   | 4        | 2   | 3   | 0  | 4  | 0 | 2  | 24  |     |     |
| 10     | SEALEY, Craig      | g     | 2-3   | 0-0 | 1-3   | 1   | 3   | 4        | 0   | 5   | 1  | 1  | 1 | 1  | 27  |     |     |
| 11     | LYSHE, Damarke     | g     | 0-0   | 0-0 | 0-1   | 0   | 0   | 0        | 0   | 0   | 0  | 0  | 0 | 0  | 2   |     |     |
| Team   |                    |       |       |     |       | 3   |     |          | 3   |     |    |    |   |    |     |     |     |
| Totals |                    |       | 18-54 | 1-8 | 10-18 | 10  | 22  | 32       | 10  | 47  | 5  | 18 | 5 | 10 | 200 |     |     |

FG % 1st Half: 7-22 31.8% 2nd half: 11-32 34.4% Game: 18-54 33.3% Deadball Rebounds 3  
 3FG % 1st Half: 1-5 20.0% 2nd half: 0-3 0.0% Game: 1-8 12.5%  
 FT % 1st Half: 4-8 50.0% 2nd half: 6-10 60.0% Game: 10-18 55.6%

**Saint Louis 74 • 5-0**

| #      | Player           | Total |       |      | 3-Ptr |     |     | Rebounds |     |     | PF | TP | A | TO | Blk | Stl | Min |
|--------|------------------|-------|-------|------|-------|-----|-----|----------|-----|-----|----|----|---|----|-----|-----|-----|
|        |                  | FG    | FGA   | FT   | FTA   | Off | Def | Off      | Def | Tot |    |    |   |    |     |     |     |
| 01     | GLAZE, Grandy    | f     | 2-5   | 0-0  | 0-0   | 2   | 5   | 7        | 0   | 4   | 2  | 0  | 2 | 1  | 20  |     |     |
| 01     | EVANS, Dwayne    | f     | 6-10  | 0-0  | 2-4   | 1   | 3   | 4        | 3   | 14  | 1  | 2  | 0 | 1  | 21  |     |     |
| 51     | LOE, Rob         | c     | 3-6   | 1-3  | 0-0   | 0   | 2   | 2        | 7   | 2   | 3  | 1  | 3 | 23 |     |     |     |
| 05     | JETT, Jordair    | g     | 1-2   | 0-0  | 3-3   | 1   | 3   | 4        | 1   | 5   | 2  | 0  | 0 | 24 |     |     |     |
| 11     | MCCALL JR, Mike  | g     | 5-11  | 1-3  | 0-0   | 1   | 2   | 3        | 1   | 11  | 5  | 1  | 0 | 24 |     |     |     |
| 02     | MCBROOM, Austin  | g     | 3-8   | 3-4  | 0-0   | 1   | 3   | 4        | 0   | 9   | 5  | 2  | 0 | 23 |     |     |     |
| 10     | LEPAK, Joey      | g     | 0-1   | 0-1  | 0-0   | 0   | 0   | 0        | 0   | 1   | 0  | 0  | 0 | 1  |     |     |     |
| 15     | LANCONA, Tanner  | g     | 5-7   | 2-3  | 0-0   | 1   | 2   | 3        | 4   | 12  | 2  | 1  | 1 | 14 |     |     |     |
| 22     | EAGLETON, Austin | g     | 0-0   | 0-0  | 0-0   | 0   | 0   | 0        | 0   | 0   | 1  | 0  | 0 | 7  |     |     |     |
| 30     | BARNETT, Jake    | g     | 1-3   | 1-3  | 0-0   | 0   | 3   | 3        | 0   | 3   | 1  | 0  | 0 | 2  |     |     |     |
| 32     | CRAWFORD, Mike   | g     | 0-3   | 0-0  | 0-0   | 0   | 1   | 1        | 0   | 0   | 0  | 0  | 0 | 7  |     |     |     |
| 33     | SIMPSON, Royce   | g     | 0-0   | 0-0  | 0-0   | 0   | 0   | 0        | 0   | 0   | 0  | 0  | 0 | 0+ |     |     |     |
| 35     | AGBEKO, Reggie   | g     | 2-3   | 0-0  | 0-0   | 0   | 3   | 3        | 2   | 4   | 1  | 1  | 0 | 9  |     |     |     |
| 54     | MANNING, John    | g     | 2-5   | 0-0  | 1-2   | 2   | 2   | 4        | 2   | 5   | 0  | 1  | 3 | 0  |     |     |     |
| Team   |                  |       |       |      |       | 3   |     |          | 2   |     |    |    |   |    |     |     |     |
| Totals |                  |       | 30-64 | 8-17 | 6-9   | 12  | 31  | 43       | 16  | 74  | 25 | 14 | 7 | 10 | 200 |     |     |

FG % 1st Half: 12-34 35.3% 2nd half: 18-30 60.0% Game: 30-64 46.9% Deadball Rebounds 3  
 3FG % 1st Half: 4-9 44.4% 2nd half: 4-8 50.0% Game: 8-17 47.1%  
 FT % 1st Half: 1-2 50.0% 2nd half: 5-7 71.4% Game: 6-9 66.7%

Officials: Tony Chiazza, Mike Ashurst, Edwin Young III  
 Technical fouls: Bowling Green-None. Saint Louis-None.  
 Attendance: 6741

| Score by periods | 1st | 2nd | Total |
|------------------|-----|-----|-------|
| Bowling Green    | 19  | 28  | 47    |
| Saint Louis      | 29  | 45  | 74    |

Last FG - BGSU 2nd-03:15, SLU 2nd-00:59.  
 Largest lead - BGSU None, SLU by 29 2nd-00:59.

Score tied - 0 times.  
 Lead changed - 0 times.



Official Basketball Box Score -- Game Totals -- Final Statistics  
**Saint Louis vs Wisconsin**  
 11/26/13 7:35 PM CST at Hard Rock Resort (Riviera Maya, Mexico)



**Saint Louis 57 • 5-1**

| #      | Player          | Total |       |      | 3-Ptr |     |     | Rebounds |     |     | PF | TP | A | TO | Blk | Stl | Min |
|--------|-----------------|-------|-------|------|-------|-----|-----|----------|-----|-----|----|----|---|----|-----|-----|-----|
|        |                 | FG    | FGA   | FT   | FTA   | Off | Def | Off      | Def | Tot |    |    |   |    |     |     |     |
| 01     | GLAZE, Grandy   | f     | 1-3   | 0-0  | 2-2   | 1   | 0   | 1        | 2   | 4   | 0  | 0  | 0 | 0  | 11  |     |     |
| 21     | EVANS, Dwayne   | f     | 4-11  | 0-0  | 4-6   | 1   | 6   | 7        | 5   | 12  | 0  | 2  | 1 | 1  | 27  |     |     |
| 51     | LOE, Rob        | f     | 6-13  | 2-5  | 1-1   | 2   | 2   | 4        | 2   | 15  | 0  | 2  | 0 | 0  | 26  |     |     |
| 05     | JETT, Jordair   | g     | 2-10  | 0-2  | 0-4   | 0   | 2   | 2        | 4   | 4   | 5  | 0  | 0 | 0  | 29  |     |     |
| 11     | MCCALL JR, Mike | g     | 3-9   | 0-3  | 0-0   | 0   | 4   | 4        | 4   | 6   | 1  | 2  | 0 | 2  | 31  |     |     |
| 02     | MCBROOM, Austin | g     | 4-11  | 2-4  | 4-4   | 1   | 5   | 6        | 3   | 14  | 1  | 0  | 0 | 0  | 27  |     |     |
| 15     | LANCONA, Tanner | g     | 0-2   | 0-1  | 0-0   | 0   | 3   | 3        | 0   | 0   | 0  | 0  | 1 | 0  | 11  |     |     |
| 30     | BARNETT, Jake   | g     | 0-2   | 0-0  | 0-0   | 0   | 1   | 1        | 3   | 0   | 1  | 1  | 0 | 2  | 22  |     |     |
| 35     | AGBEKO, Reggie  | g     | 0-0   | 0-0  | 0-0   | 0   | 1   | 1        | 1   | 0   | 0  | 0  | 0 | 0  | 1   |     |     |
| 54     | MANNING, John   | g     | 1-3   | 0-0  | 0-0   | 3   | 0   | 3        | 1   | 2   | 0  | 0  | 1 | 0  | 15  |     |     |
| Team   |                 |       |       |      |       | 4   |     |          | 1   |     |    |    |   |    |     |     |     |
| Totals |                 |       | 21-64 | 4-15 | 11-17 | 12  | 25  | 37       | 25  | 57  | 8  | 7  | 3 | 5  | 200 |     |     |

FG % 1st Half: 10-32 31.3% 2nd half: 11-32 34.4% Game: 21-64 32.8% Deadball Rebounds 3,1  
 3FG % 1st Half: 1-6 16.7% 2nd half: 3-9 33.3% Game: 4-15 26.7%  
 FT % 1st Half: 2-4 50.0% 2nd half: 9-13 69.2% Game: 11-17 64.7%

**Wisconsin 63 • 7-0**

| #      | Player           | Total |       |      | 3-Ptr |     |     | Rebounds |     |     | PF | TP | A | TO | Blk | Stl | Min |
|--------|------------------|-------|-------|------|-------|-----|-----|----------|-----|-----|----|----|---|----|-----|-----|-----|
|        |                  | FG    | FGA   | FT   | FTA   | Off | Def | Off      | Def | Tot |    |    |   |    |     |     |     |
| 15     | Dekker, Sam      | f     | 3-6   | 1-3  | 1-4   | 1   | 6   | 7        | 3   | 8   | 0  | 1  | 0 | 0  | 25  |     |     |
| 44     | Kaminsky, Frank  | f     | 5-8   | 0-2  | 2-4   | 0   | 8   | 8        | 2   | 12  | 1  | 1  | 4 | 0  | 35  |     |     |
| 01     | Brust, Ben       | g     | 1-8   | 0-3  | 0-0   | 0   | 3   | 3        | 1   | 2   | 0  | 2  | 0 | 1  | 31  |     |     |
| 12     | Jackson, Traevon | g     | 4-10  | 1-2  | 7-10  | 1   | 5   | 6        | 3   | 16  | 2  | 3  | 2 | 2  | 36  |     |     |
| 21     | Gasser, Josh     | g     | 2-3   | 0-0  | 4-7   | 0   | 3   | 3        | 3   | 8   | 2  | 0  | 0 | 1  | 29  |     |     |
| 10     | Hayes, Nigel     | g     | 2-6   | 0-0  | 3-5   | 2   | 3   | 5        | 3   | 7   | 1  | 1  | 2 | 0  | 25  |     |     |
| 13     | Dukan, Dujie     | g     | 3-3   | 1-1  | 0-0   | 1   | 2   | 3        | 0   | 7   | 0  | 0  | 0 | 0  | 10  |     |     |
| 24     | Koenig, Bronson  | g     | 1-1   | 1-1  | 0-0   | 0   | 1   | 1        | 2   | 3   | 0  | 1  | 0 | 0  | 9   |     |     |
| Team   |                  |       |       |      |       | 1   |     |          | 3   |     |    |    |   |    |     |     |     |
| Totals |                  |       | 21-45 | 4-12 | 17-30 | 6   | 34  | 40       | 17  | 63  | 6  | 9  | 8 | 4  | 200 |     |     |

FG % 1st Half: 10-21 47.6% 2nd half: 11-24 45.8% Game: 21-45 46.7% Deadball Rebounds 5  
 3FG % 1st Half: 2-4 50.0% 2nd half: 2-8 25.0% Game: 4-12 33.3%  
 FT % 1st Half: 9-13 69.2% 2nd half: 8-17 47.1% Game: 17-30 56.7%

Officials: Pete Juzenas, Steve McJunkins, Jeff Spedoske  
 Technical fouls: Saint Louis-None. Wisconsin-None.  
 Attendance: 934  
 2013 Triple Crown Sports Cancun Challenge  
 Riviera Division

| Score by periods | 1st | 2nd | Total |
|------------------|-----|-----|-------|
| Saint Louis      | 23  | 34  | 57    |
| Wisconsin        | 31  | 32  | 63    |

Last FG - SLU 2nd-00:11, WISC 2nd-00:32.  
 Largest lead - SLU by 3 1st-09:36, WISC by 15 2nd-16:14.

Score tied - 6 times.  
 Lead changed - 4 times.



Official Basketball Box Score -- Game Totals -- Final Statistics  
**Old Dominion vs Saint Louis**  
 11/27/13 6:00 PM CST at Hard Rock Resort (Riviera Maya, Mexico)



**Old Dominion 52 • 5-2**

| #      | Player          | Total |       |      | 3-Ptr |     |     | Rebounds |     |     | PF | TP | A | TO | Blk | Stl | Min |
|--------|-----------------|-------|-------|------|-------|-----|-----|----------|-----|-----|----|----|---|----|-----|-----|-----|
|        |                 | FG    | FGA   | FT   | FTA   | Off | Def | Off      | Def | Tot |    |    |   |    |     |     |     |
| 21     | TAYLOR, Denzell | f     | 1-4   | 0-0  | 0-0   | 3   | 3   | 6        | 4   | 2   | 0  | 3  | 0 | 3  | 30  |     |     |
| 03     | ROSS, Richard   | f     | 4-6   | 0-0  | 1-1   | 2   | 7   | 9        | 1   | 9   | 0  | 3  | 3 | 0  | 33  |     |     |
| 01     | BACOTE, Aaron   | g     | 3-9   | 1-2  | 8-9   | 1   | 2   | 3        | 4   | 15  | 3  | 7  | 0 | 0  | 30  |     |     |
| 03     | PALMORE, Keenan | g     | 2-8   | 0-0  | 1-3   | 1   | 1   | 2        | 1   | 5   | 0  | 1  | 0 | 1  | 22  |     |     |
| 04     | BATTEN, Dimitri | g     | 2-7   | 0-4  | 0-0   | 0   | 3   | 3        | 1   | 4   | 1  | 1  | 0 | 3  | 25  |     |     |
| 00     | BAKER, Jordan   | g     | 2-7   | 0-2  | 1-1   | 1   | 1   | 2        | 3   | 5   | 1  | 0  | 0 | 1  | 22  |     |     |
| 11     | EBONDO, Joe     | g     | 0-0   | 0-0  | 0-0   | 0   | 4   | 4        | 2   | 0   | 0  | 0  | 0 | 0  | 16  |     |     |
| 22     | MOSLEY, Ambrose | g     | 4-12  | 4-7  | 0-0   | 1   | 5   | 6        | 0   | 12  | 1  | 1  | 0 | 0  | 22  |     |     |
| Team   |                 |       |       |      |       | 1   |     |          | 2   |     |    |    |   |    |     |     |     |
| Totals |                 |       | 18-53 | 5-15 | 11-14 | 10  | 27  | 37       | 16  | 52  | 6  | 18 | 4 | 8  | 200 |     |     |

FG % 1st Half: 10-20 50.0% 2nd half: 8-33 24.2% Game: 18-53 34.0% Deadball Rebounds 1,1  
 3FG % 1st Half: 2-5 40.0% 2nd half: 3-10 30.0% Game: 5-15 33.3%  
 FT % 1st Half: 5-7 71.4% 2nd half: 6-7 85.7% Game: 11-14 78.6%

**Saint Louis 62 • 6-1**

| #  | Player          | Total |      |     | 3-Ptr |     |     | Rebounds |     |     | PF | TP | A | TO | Blk | Stl | Min |
|----|-----------------|-------|------|-----|-------|-----|-----|----------|-----|-----|----|----|---|----|-----|-----|-----|
|    |                 | FG    | FGA  | FT  | FTA   | Off | Def | Off      | Def | Tot |    |    |   |    |     |     |     |
| 21 | EVANS, Dwayne   | f     | 8-13 | 0-1 | 5-9   | 3   | 2   | 5        | 1   | 21  | 0  | 1  | 2 | 2  | 37  |     |     |
| 35 | AGBEKO, Reggie  | f     | 2-3  | 0-0 | 1-2   | 0   | 1   | 1        | 0   | 5   | 0  | 3  | 0 | 0  | 14  |     |     |
| 51 | LOE, Rob        | f     | 3-8  | 3-7 | 1-2   | 1   | 4   | 5        | 5   | 10  | 2  | 1  | 0 | 1  | 27  |     |     |
| 05 | JETT, Jordair   | g     | 3-6  | 1-1 | 2-2   | 0   | 1   | 1        | 1   | 9   | 4  | 2  | 0 | 3  | 25  |     |     |
| 11 | MCCALL JR, Mike | g     | 4-7  | 0-2 | 0-0   | 1   | 1   | 2        | 1   | 8   | 1  | 4  | 0 | 3  | 23  |     |     |
| 02 | GLAZE, Grandy   | g     | 0-1  | 0-0 | 1-2   | 1   | 4   | 5        | 1   | 0   | 0  | 0  | 1 | 0  | 15  |     |     |
| 01 | MCBROOM, Austin | g     | 3-7  | 2-4 | 0-0   | 3   | 0   | 3        | 0   | 8   | 1  | 2  |   |    |     |     |     |





Official Basketball Box Score -- Game Totals -- Final Statistics  
**Rockhurst vs Saint Louis**  
 12/03/13 7:30 p.m. at St. Louis, MO (Chaifetz Arena)



**Rockhurst 43 • 3-3**

| #      | Player            | Total  |        |        | 3-Ptr  |        |        | Rebounds |     |     | PF | TP | A | TO | Blk | Stl | Min |
|--------|-------------------|--------|--------|--------|--------|--------|--------|----------|-----|-----|----|----|---|----|-----|-----|-----|
|        |                   | FG-FGA | FG-FGA | FT-FTA | FG-FGA | FG-FGA | FT-FTA | Off      | Def | Tot |    |    |   |    |     |     |     |
| 22     | Burns, Russell    | f      | 1-6    | 0-0    | 0-0    | 0      | 6      | 2        | 2   | 1   | 1  | 0  | 0 | 0  | 21  |     |     |
| 40     | Brannon, Joshua   | f      | 0-0    | 0-0    | 0-0    | 0      | 2      | 0        | 0   | 0   | 1  | 0  | 0 | 0  | 4   |     |     |
| 54     | Ellwanger, Andrew | f      | 1-7    | 0-4    | 0-0    | 1      | 2      | 2        | 2   | 0   | 1  | 0  | 0 | 0  | 19  |     |     |
| 12     | McCann, Brandon   | g      | 3-11   | 0-5    | 8-8    | 1      | 0      | 1        | 14  | 1   | 2  | 0  | 1 | 32 |     |     |     |
| 20     | Bogues, Nardie    | g      | 1-5    | 0-1    | 1-2    | 0      | 0      | 2        | 3   | 2   | 2  | 0  | 3 | 22 |     |     |     |
| 10     | Dunbar, B.J.      | g      | 1-1    | 0-0    | 0-0    | 0      | 0      | 0        | 2   | 0   | 2  | 0  | 0 | 8  |     |     |     |
| 14     | Souder, Logan     | g      | 0-1    | 0-0    | 0-0    | 0      | 0      | 0        | 2   | 0   | 0  | 0  | 1 | 11 |     |     |     |
| 22     | Osepa, Michael    | g      | 0-0    | 0-0    | 0-0    | 0      | 0      | 0        | 0   | 0   | 0  | 0  | 0 | 2  |     |     |     |
| 24     | Robinson, James   | g      | 1-2    | 0-0    | 0-0    | 0      | 0      | 0        | 2   | 2   | 1  | 0  | 1 | 13 |     |     |     |
| 34     | Beckett, Cooper   | g      | 1-3    | 0-0    | 1-2    | 1      | 4      | 5        | 4   | 3   | 1  | 1  | 0 | 21 |     |     |     |
| 42     | Fatkin, Adam      | g      | 3-7    | 0-1    | 0-0    | 0      | 1      | 3        | 6   | 0   | 0  | 1  | 1 | 14 |     |     |     |
| 44     | Duffy, Liam       | g      | 1-3    | 1-2    | 1-2    | 0      | 0      | 0        | 1   | 4   | 0  | 1  | 0 | 12 |     |     |     |
| 52     | Wingerson, David  | g      | 2-7    | 0-2    | 1-2    | 1      | 1      | 2        | 2   | 5   | 0  | 0  | 0 | 21 |     |     |     |
| Team   |                   |        |        |        |        | 2      | 6      | 8        |     |     |    |    |   |    |     |     |     |
| Totals |                   |        | 15-53  | 1-15   | 12-16  | 6      | 22     | 28       | 19  | 43  | 7  | 12 | 1 | 10 | 200 |     |     |

FG % 1st Half: 6-24 25.0% 2nd half: 9-29 31.0% Game: 15-53 28.3%  
 3FG % 1st Half: 1-8 12.5% 2nd half: 0-7 0.0% Game: 1-15 6.7%  
 FT % 1st Half: 9-12 75.0% 2nd half: 3-4 75.0% Game: 12-16 75.0%

**Saint Louis 68 • 7-2**

| #      | Player           | Total  |        |        | 3-Ptr  |        |        | Rebounds |     |     | PF | TP | A | TO | Blk | Stl | Min |
|--------|------------------|--------|--------|--------|--------|--------|--------|----------|-----|-----|----|----|---|----|-----|-----|-----|
|        |                  | FG-FGA | FG-FGA | FT-FTA | FG-FGA | FG-FGA | FT-FTA | Off      | Def | Tot |    |    |   |    |     |     |     |
| 21     | EVANS, Dwayne    | f      | 5-8    | 0-0    | 7-8    | 1      | 5      | 6        | 1   | 17  | 1  | 2  | 1 | 0  | 27  |     |     |
| 51     | LOE, Rob         | f      | 2-10   | 0-2    | 2-3    | 6      | 3      | 9        | 1   | 6   | 2  | 1  | 0 | 2  | 25  |     |     |
| 05     | JETT, Jordair    | g      | 4-9    | 0-0    | 4-7    | 2      | 4      | 6        | 0   | 12  | 3  | 2  | 1 | 3  | 27  |     |     |
| 11     | MCCALL JR, Mike  | g      | 1-8    | 0-4    | 2-2    | 0      | 4      | 4        | 3   | 4   | 0  | 0  | 0 | 0  | 23  |     |     |
| 30     | BARNETT, Jake    | g      | 4-8    | 3-5    | 1-2    | 0      | 2      | 2        | 12  | 4   | 2  | 0  | 0 | 20 |     |     |     |
| 01     | GLAZE, Grandy    | g      | 1-2    | 0-0    | 0-1    | 5      | 7      | 12       | 1   | 2   | 0  | 2  | 0 | 0  | 15  |     |     |
| 02     | MCBROOM, Austin  | g      | 2-6    | 1-4    | 0-0    | 0      | 3      | 3        | 1   | 5   | 2  | 2  | 0 | 2  | 24  |     |     |
| 15     | LANCONA, Tanner  | g      | 2-3    | 0-0    | 0-1    | 3      | 2      | 5        | 4   | 0   | 0  | 0  | 0 | 0  | 15  |     |     |
| 22     | EAGLETON, Austin | g      | 0-0    | 0-0    | 0-0    | 0      | 0      | 0        | 0   | 0   | 0  | 1  | 0 | 0  | 1   |     |     |
| 32     | CRAWFORD, Mike   | g      | 0-0    | 0-0    | 0-0    | 0      | 0      | 0        | 1   | 0   | 2  | 1  | 0 | 0  | 8   |     |     |
| 35     | AGBEKO, Reggie   | g      | 2-2    | 0-0    | 0-1    | 0      | 3      | 3        | 2   | 4   | 0  | 0  | 0 | 0  | 4   |     |     |
| 54     | MANNING, John    | g      | 1-2    | 0-0    | 0-0    | 0      | 1      | 1        | 2   | 2   | 1  | 0  | 1 | 1  | 11  |     |     |
| Team   |                  |        |        |        |        | 2      | 1      | 3        |     |     |    |    |   |    |     |     |     |
| Totals |                  |        | 24-58  | 4-15   | 16-25  | 19     | 35     | 54       | 16  | 68  | 19 | 13 | 3 | 8  | 200 |     |     |

FG % 1st Half: 11-33 33.3% 2nd half: 13-25 52.0% Game: 24-58 41.4%  
 3FG % 1st Half: 2-7 28.6% 2nd half: 2-7 28.6% Game: 4-15 26.7%  
 FT % 1st Half: 9-16 56.3% 2nd half: 7-9 77.8% Game: 16-25 64.0%

Officials: Clarence Armstrong, Kevin Ferguson, Ty Meixsell  
 Technical fouls: Rockhurst-None. Saint Louis-None.  
 Attendance: 5810

| Score by periods | 1st | 2nd | Total |
|------------------|-----|-----|-------|
| Rockhurst        | 22  | 21  | 43    |
| Saint Louis      | 33  | 35  | 68    |

|        | In | Off | 2nd | Fast | Bench |
|--------|----|-----|-----|------|-------|
| Points |    |     |     |      |       |
| RU     | 20 | 12  | 2   | 7    | 22    |
| SLU    | 40 | 17  | 16  | 6    | 17    |

Last FG - RU 2nd-00:22, SLU 2nd-00:52.  
 Largest lead - RU None, SLU by 27 2nd-05:51.

Score tied - 0 times.  
 Lead changed - 0 times.



Official Basketball Box Score -- Game Totals -- Final Statistics  
**Saint Louis vs Valparaiso**  
 12/07/13 7:05 p.m. at Valparaiso, Ind. (ARC)



**Saint Louis 67 • 8-2**

| #      | Player          | Total  |        |        | 3-Ptr  |        |        | Rebounds |     |     | PF | TP | A | TO | Blk | Stl | Min |
|--------|-----------------|--------|--------|--------|--------|--------|--------|----------|-----|-----|----|----|---|----|-----|-----|-----|
|        |                 | FG-FGA | FG-FGA | FT-FTA | FG-FGA | FG-FGA | FT-FTA | Off      | Def | Tot |    |    |   |    |     |     |     |
| 21     | EVANS, Dwayne   | f      | 6-15   | 2-0    | 9-12   | 3      | 7      | 10       | 4   | 21  | 1  | 1  | 2 | 2  | 37  |     |     |
| 30     | BARNETT, Jake   | f      | 2-5    | 0-4    | 0-0    | 0      | 3      | 3        | 3   | 6   | 1  | 0  | 0 | 0  | 26  |     |     |
| 51     | LOE, Rob        | f      | 2-6    | 0-1    | 0-0    | 1      | 1      | 2        | 4   | 4   | 0  | 0  | 0 | 1  | 20  |     |     |
| 05     | JETT, Jordair   | g      | 5-11   | 0-2    | 0-4    | 1      | 3      | 4        | 3   | 10  | 9  | 1  | 2 | 2  | 38  |     |     |
| 11     | MCCALL JR, Mike | g      | 3-8    | 1-2    | 0-0    | 1      | 2      | 3        | 2   | 7   | 3  | 1  | 0 | 1  | 27  |     |     |
| 01     | GLAZE, Grandy   | g      | 5-8    | 0-0    | 4-6    | 2      | 3      | 5        | 0   | 14  | 1  | 1  | 1 | 1  | 19  |     |     |
| 02     | MCBROOM, Austin | g      | 1-3    | 1-3    | 0-0    | 0      | 0      | 0        | 0   | 2   | 3  | 0  | 0 | 0  | 15  |     |     |
| 15     | LANCONA, Tanner | g      | 0-0    | 0-0    | 0-0    | 0      | 0      | 0        | 0   | 0   | 0  | 0  | 0 | 0  | 4   |     |     |
| 32     | CRAWFORD, Mike  | g      | 0-0    | 0-0    | 0-0    | 0      | 0      | 0        | 0   | 0   | 0  | 0  | 0 | 0  | 1   |     |     |
| 35     | AGBEKO, Reggie  | g      | 0-1    | 0-0    | 0-0    | 1      | 0      | 1        | 0   | 0   | 0  | 0  | 0 | 0  | 1   |     |     |
| 54     | MANNING, John   | g      | 0-2    | 0-0    | 2-2    | 0      | 0      | 0        | 2   | 2   | 0  | 2  | 2 | 0  | 12  |     |     |
| Team   |                 |        |        |        |        | 1      | 2      | 3        |     |     |    |    |   |    |     |     |     |
| Totals |                 |        | 24-59  | 4-12   | 15-24  | 10     | 21     | 31       | 20  | 67  | 15 | 6  | 7 | 8  | 200 |     |     |

FG % 1st Half: 15-29 51.7% 2nd half: 9-30 30.0% Game: 24-59 40.7%  
 3FG % 1st Half: 2-7 28.6% 2nd half: 2-5 40.0% Game: 4-12 33.3%  
 FT % 1st Half: 7-11 63.6% 2nd half: 8-13 61.5% Game: 15-24 62.5%

**Valparaiso 65 • 6-5**

| #      | Player            | Total  |        |        | 3-Ptr  |        |        | Rebounds |     |     | PF | TP | A | TO | Blk | Stl | Min |
|--------|-------------------|--------|--------|--------|--------|--------|--------|----------|-----|-----|----|----|---|----|-----|-----|-----|
|        |                   | FG-FGA | FG-FGA | FT-FTA | FG-FGA | FG-FGA | FT-FTA | Off      | Def | Tot |    |    |   |    |     |     |     |
| 23     | ADEKOYA, Jubril   | f      | 2-5    | 0-1    | 3-5    | 1      | 2      | 3        | 1   | 7   | 0  | 0  | 0 | 0  | 14  |     |     |
| 25     | PETERS, Alec      | f      | 2-7    | 2-6    | 2-2    | 0      | 6      | 6        | 3   | 8   | 2  | 4  | 1 | 0  | 35  |     |     |
| 10     | GUEYE, Moussa     | c      | 3-6    | 0-0    | 0-1    | 6      | 7      | 13       | 4   | 6   | 2  | 1  | 4 | 0  | 26  |     |     |
| 04     | DORITY, LaVonte   | g      | 9-18   | 1-2    | 2-2    | 2      | 2      | 4        | 2   | 21  | 1  | 4  | 0 | 2  | 32  |     |     |
| 15     | WILLIAMS, Lexus   | g      | 0-4    | 0-2    | 1-2    | 0      | 5      | 5        | 0   | 1   | 2  | 3  | 0 | 1  | 23  |     |     |
| 02     | COLEMAN, Jordan   | g      | 1-8    | 0-1    | 6-8    | 3      | 0      | 3        | 2   | 8   | 2  | 1  | 0 | 0  | 30  |     |     |
| 05     | CAPOBIANCO, Bobby | g      | 5-7    | 1-2    | 3-5    | 4      | 4      | 8        | 5   | 14  | 0  | 3  | 2 | 1  | 27  |     |     |
| 11     | YEO, Clay         | g      | 0-0    | 0-0    | 0-0    | 0      | 0      | 0        | 0   | 0   | 0  | 0  | 0 | 0  | 3   |     |     |
| 14     | FERNANDEZ, Vashil | g      | 0-3    | 0-0    | 0-0    | 1      | 4      | 5        | 2   | 0   | 0  | 1  | 1 | 0  | 10  |     |     |
| Team   |                   |        |        |        |        | 3      | 3      | 6        |     |     |    |    |   |    |     |     |     |
| Totals |                   |        | 22-58  | 4-14   | 17-25  | 20     | 33     | 53       | 19  | 65  | 9  | 17 | 8 | 4  | 200 |     |     |

FG % 1st Half: 9-26 34.6% 2nd half: 13-32 40.6% Game: 22-58 37.9%  
 3FG % 1st Half: 2-7 28.6% 2nd half: 2-7 28.6% Game: 4-14 28.6%  
 FT % 1st Half: 10-15 66.7% 2nd half: 7-10 70.0% Game: 17-25 68.0%

Officials: Steve Skiles, Pic Russell, Ed Crenshaw  
 Technical fouls: Saint Louis-None. Valparaiso-None.  
 Attendance: 3564

| Score by periods | 1st | 2nd | Total |
|------------------|-----|-----|-------|
| Saint Louis      | 39  | 28  | 67    |
| Valparaiso       | 30  | 35  | 65    |

|        | In | Off | 2nd | Fast | Bench |
|--------|----|-----|-----|------|-------|
| Points |    |     |     |      |       |
| SLU    | 34 | 15  | 9   | 7    | 19    |
| VALPO  | 34 | 8   | 20  | 4    | 22    |

Last FG - SLU 2nd-00:00, VALPO 2nd-00:05.  
 Largest lead - SLU by 12 1st-14:55, VALPO None.

Score tied - 1 time.  
 Lead changed - 0 times.



Official Basketball Box Score -- Game Totals -- Final Statistics  
**Wofford vs Saint Louis**  
 12/14/13 7 p.m. at St. Louis, MO (Chaifetz Arena)



**Wofford 52 • 3-6**

| #      | Player             | Total  |        |        | 3-Ptr  |        |        | Rebounds |     |     | PF | TP | A | TO | Blk | Stl | Min |
|--------|--------------------|--------|--------|--------|--------|--------|--------|----------|-----|-----|----|----|---|----|-----|-----|-----|
|        |                    | FG-FGA | FG-FGA | FT-FTA | FG-FGA | FG-FGA | FT-FTA | Off      | Def | Tot |    |    |   |    |     |     |     |
| 31     | NEUMANN, CJ        | f      | 3-3    | 1-1    | 2-2    | 1      | 3      | 4        | 3   | 9   | 0  | 2  | 0 | 1  | 23  |     |     |
| 34     | SKINNER, Lee       | f      | 1-6    | 0-0    | 0-0    | 0      | 1      | 1        | 4   | 2   | 0  | 2  | 0 | 1  | 23  |     |     |
| 11     | FAITHFULL, Indiana | g      | 1-3    | 0-1    | 1-1    | 0      | 4      | 4        | 3   | 3   | 5  | 4  | 0 | 0  | 27  |     |     |
| 20     | ALLEN, Jaylen      | g      | 3-6    | 3-4    | 0-0    | 0      | 1      | 1        | 1   | 9   | 1  | 2  | 0 | 2  | 20  |     |     |
| 32     | COLLINS, Spencer   | g      | 7-13   | 1-2    | 2-3    | 1      | 1      | 2        | 3   | 17  | 0  | 1  | 0 | 1  | 34  |     |     |
| 02     | COCHRAN, Karl      | g      | 1-7    | 1-3    | 3-4    | 0      | 6      | 6        | 3   | 6   | 3  | 2  | 0 | 2  | 26  |     |     |
| 03     | SWINTON, John      | g      | 1-1    | 0-0    | 0-0    | 1      | 0      | 1        | 2   | 2   | 0  | 1  | 0 | 2  | 14  |     |     |
| 14     | SMITH, Aerris      | g      | 0-2    | 0-0    | 0-0    | 0      | 0      | 0        | 0   | 0   | 0  | 0  | 0 | 0  | 9   |     |     |
| 22     | GROSSENBACHER, Zac | g      | 0-0    | 0-0    | 0-0    | 0      | 0      | 0        | 0   | 2   | 0  | 0  | 0 | 0  | 3   |     |     |
| 24     | GORDON, Justin     | g      | 2-4    | 0-0    | 0-0    | 0      | 1      | 1        | 3   | 4   | 2  | 3  | 0 | 1  | 21  |     |     |
| Team   |                    |        |        |        |        | 0      | 3      | 3        |     |     |    |    |   |    |     |     |     |
| Totals |                    |        | 19-45  | 6-11   | 8-10   | 3      | 20     | 23       | 24  | 52  | 11 | 17 | 0 | 10 | 200 |     |     |

FG % 1st Half: 10-22 45.5% 2nd half: 9-23 39.1% Game: 19-45 42.2%  
 3FG % 1st Half: 4-6 66.7% 2nd half: 2-5 40.0% Game: 6-11 54.5%  
 FT % 1st Half: 3-4 75.0% 2nd half: 5-6 83.3% Game: 8-10 80.0%

**Saint Louis 66 • 9-2**

| #  | Player          | Total  |        |        | 3-Ptr  |        |        | Rebounds |     |     | PF | TP | A | TO | Blk | Stl | Min |
|----|-----------------|--------|--------|--------|--------|--------|--------|----------|-----|-----|----|----|---|----|-----|-----|-----|
|    |                 | FG-FGA | FG-FGA | FT-FTA | FG-FGA | FG-FGA | FT-FTA | Off      | Def | Tot |    |    |   |    |     |     |     |
| 21 | EVANS, Dwayne   | f      | 0-3    | 0-0    | 4-6    | 1      | 1      | 2        | 4   | 4   | 2  | 6  | 0 | 1  | 23  |     |     |
| 51 | LOE, Rob        | f      | 6-12   | 1-6    | 1-2    | 3      | 2      | 5        | 0   | 14  | 1  | 1  | 3 | 1  | 30  |     |     |
| 05 | JETT, Jordair   | g      | 6-8    | 1-3    | 3-5    | 0      | 5      | 5        | 0   | 16  | 4  | 2  | 0 | 0  | 29  |     |     |
| 11 | MCCALL JR, Mike | g      | 1-1    | 0-0    | 5-6    | 1      | 1      | 2        | 0   | 7   | 3  | 1  | 0 | 0  | 30  |     |     |
| 30 | BARNETT, Jake   | g      | 2-3    | 2-3    | 3-4    | 1      | 3      | 4        | 2   | 9   | 0  | 2  | 2 | 1  | 25  |     |     |
| 01 | GLAZE, Grandy   | g      | 3-7    | 0-0    | 1-2    | 2      | 8      | 10       | 2   | 7   | 1  | 2  | 0 | 0  | 26  |     |     |

**BILLIKEN BASKETBALL GAME NOTES • at Vanderbilt (12/30/13)**



Official Basketball Box Score - Game Totals - Final Statistics  
**North Carolina A&T vs Saint Louis**  
 12/21/13 3 p.m. at St. Louis, MO (Chaifetz Arena)



**North Carolina A&T 57 • 3-9**

| ##            | Player            | Total  |        | 3-Ptr  |       | Rebounds |     |    | PF | TP | A | TO | Blk | Stl | Min |
|---------------|-------------------|--------|--------|--------|-------|----------|-----|----|----|----|---|----|-----|-----|-----|
|               |                   | FG-FGA | FG-FGA | FT-FTA | Off   | Def      | Tot |    |    |    |   |    |     |     |     |
| 32            | BECKFORD, Bruce   | f      | 4-11   | 0-1    | 2-2   | 2        | 5   | 7  | 5  | 10 | 1 | 2  | 0   | 0   | 23  |
| 05            | AKINKUGBE, Bryan  | c      | 2-3    | 0-0    | 3-4   | 2        | 1   | 3  | 2  | 7  | 0 | 2  | 0   | 1   | 12  |
| 03            | UNDERWOOD, Jeremy | g      | 0-3    | 0-1    | 0-0   | 0        | 1   | 1  | 5  | 0  | 2 | 3  | 0   | 0   | 24  |
| 20            | PACK, Richard     | g      | 4-13   | 1-4    | 2-2   | 1        | 4   | 5  | 1  | 11 | 1 | 1  | 0   | 1   | 37  |
| 30            | MIDDLETON, Lamont | g      | 5-15   | 0-3    | 8-11  | 3        | 2   | 5  | 1  | 18 | 3 | 1  | 0   | 0   | 37  |
| 11            | BRISCOE, Michael  |        | 1-2    | 0-0    | 0-1   | 0        | 1   | 1  | 3  | 2  | 2 | 1  | 0   | 1   | 15  |
| 12            | ABDULLAH, Ahmad   |        | 0-0    | 0-0    | 0-1   | 1        | 0   | 1  | 0  | 0  | 0 | 1  | 0   | 0   | 1   |
| 23            | KEYES, Denzel     |        | 0-1    | 0-0    | 0-0   | 0        | 0   | 0  | 1  | 0  | 0 | 0  | 0   | 0   | 5   |
| 34            | DOBY, Khary       |        | 2-7    | 0-3    | 0-2   | 0        | 3   | 3  | 2  | 4  | 0 | 0  | 0   | 1   | 20  |
| 42            | TAYLOR, Maurice   |        | 1-1    | 0-0    | 1-2   | 1        | 1   | 2  | 4  | 3  | 0 | 1  | 1   | 0   | 11  |
| 44            | BURROUGH, Steven  |        | 1-3    | 0-0    | 0-0   | 0        | 2   | 2  | 0  | 2  | 0 | 0  | 1   | 0   | 15  |
| <b>Team</b>   |                   |        |        |        |       | 6        | 1   | 7  |    |    |   |    |     |     |     |
| <b>Totals</b> |                   |        | 20-59  | 1-12   | 16-25 | 16       | 21  | 37 | 24 | 57 | 9 | 12 | 2   | 4   | 200 |

FG % 1st Half: 8-27 29.6% 2nd half: 12-32 37.5% Game: 20-59 33.9% Deadball Rebounds 2  
 3FG % 1st Half: 0-6 0.0% 2nd half: 1-6 16.7% Game: 1-12 8.3%  
 FT % 1st Half: 10-12 83.3% 2nd half: 6-13 46.2% Game: 16-25 64.0%

**Saint Louis 79 • 11-2**

| ##            | Player           | Total  |        | 3-Ptr  |       | Rebounds |     |    | PF | TP | A  | TO | Blk | Stl | Min |
|---------------|------------------|--------|--------|--------|-------|----------|-----|----|----|----|----|----|-----|-----|-----|
|               |                  | FG-FGA | FG-FGA | FT-FTA | Off   | Def      | Tot |    |    |    |    |    |     |     |     |
| 21            | EVANS, Dwayne    | f      | 5-10   | 1-2    | 11-14 | 6        | 7   | 13 | 2  | 22 | 2  | 3  | 1   | 1   | 31  |
| 51            | LOE, Rob         | f      | 3-5    | 1-1    | 5-6   | 2        | 4   | 6  | 3  | 12 | 3  | 0  | 4   | 1   | 28  |
| 05            | JETT, Jordair    | g      | 1-4    | 0-1    | 1-1   | 0        | 0   | 0  | 3  | 3  | 2  | 1  | 1   | 0   | 14  |
| 11            | MCCALL JR, Mike  | g      | 5-10   | 2-6    | 1-2   | 1        | 4   | 5  | 3  | 13 | 3  | 0  | 0   | 2   | 24  |
| 30            | BARNETT, Jake    | g      | 1-7    | 1-6    | 0-0   | 0        | 1   | 1  | 2  | 3  | 3  | 2  | 0   | 0   | 28  |
| 01            | GLAZE, Grandy    |        | 1-3    | 0-0    | 0-0   | 0        | 7   | 7  | 2  | 2  | 0  | 1  | 0   | 0   | 17  |
| 02            | MCBROOM, Austin  |        | 3-7    | 3-6    | 1-2   | 0        | 4   | 4  | 0  | 10 | 3  | 3  | 0   | 1   | 29  |
| 15            | LANCONA, Tanner  |        | 1-2    | 0-1    | 4-5   | 2        | 1   | 3  | 1  | 6  | 0  | 0  | 0   | 1   | 9   |
| 22            | EAGLETON, Austin |        | 0-0    | 0-0    | 0-0   | 0        | 0   | 0  | 0  | 0  | 0  | 0  | 0   | 0   | 1   |
| 32            | CRAWFORD, Mike   |        | 0-2    | 0-0    | 2-2   | 1        | 0   | 1  | 0  | 2  | 0  | 0  | 0   | 0   | 4   |
| 35            | AGBEKO, Reggie   |        | 1-1    | 0-0    | 0-0   | 0        | 0   | 0  | 0  | 2  | 0  | 0  | 0   | 0   | 3   |
| 54            | MANNING, John    |        | 2-4    | 0-0    | 0-0   | 0        | 1   | 1  | 4  | 4  | 0  | 0  | 0   | 0   | 12  |
| <b>Team</b>   |                  |        |        |        |       | 1        | 1   | 2  |    |    |    |    |     |     |     |
| <b>Totals</b> |                  |        | 23-55  | 8-23   | 25-32 | 13       | 30  | 43 | 20 | 79 | 16 | 10 | 6   | 6   | 200 |

FG % 1st Half: 11-30 36.7% 2nd half: 12-25 48.0% Game: 23-55 41.8% Deadball Rebounds 5  
 3FG % 1st Half: 4-14 28.6% 2nd half: 4-9 44.4% Game: 8-23 34.8%  
 FT % 1st Half: 10-12 83.3% 2nd half: 15-20 75.0% Game: 25-32 78.1%

Officials: Winston Stith, Garrick Shannon, Matt Lee  
 Technical fouls: North Carolina A&T-TAYLOR, Maurice; DOBY, Khary. Saint Louis-MANNING, John.  
 Attendance: 8015

| Score by periods   | 1st | 2nd | Total |
|--------------------|-----|-----|-------|
| North Carolina A&T | 26  | 31  | 57    |
| Saint Louis        | 36  | 43  | 79    |

|              | In Point | Off T/O | 2nd Chance | Fast Break | Bench |
|--------------|----------|---------|------------|------------|-------|
| Points NCATM | 26       | 12      | 15         | 0          | 11    |
| SLU          | 26       | 11      | 6          | 6          | 26    |

Last FG - NCATM 2nd-00:56, SLU 2nd-01:21.  
 Largest lead - NCATM by 2 1st-18:17, SLU by 23 2nd-14:04.

Score tied - 4 times.  
 Lead changed - 3 times.



**@SaintLouisMBB**  
 Saint Louis Season Schedule/Results & Leaders (as of Dec 23, 2013)  
**All games**



| <b>RECORD:</b> | <b>OVERALL</b> | <b>HOME</b> | <b>AWAY</b> | <b>NEUTRAL</b> |
|----------------|----------------|-------------|-------------|----------------|
| ALL GAMES      | 11-2           | 7-1         | 3-0         | 1-1            |
| CONFERENCE     | 0-0            | 0-0         | 0-0         | 0-0            |
| NON-CONFERENCE | 11-2           | 7-1         | 3-0         | 1-1            |

| <b>Date</b> | <b>Opponent</b>      | <b>Score</b> | <b>Att.</b> | <b>High Points</b>                     | <b>High Rebounds</b>                                |
|-------------|----------------------|--------------|-------------|--|---|
| 11/08/13    | SOUTHEAST MISSOURI   | W 87-64      | 7714        | (16)EVANS, Dwayne<br>(16)GLAZE, Grandy | (10)GLAZE, Grandy                                   |
| 11/13/13    | at SIUE              | W 82-58      | 4007        | (16)JETT, Jordair                      | (14)GLAZE, Grandy                                   |
| 11/16/13    | at Southern Illinois | W 76-67      | 5640        | (19)MCCALL JR, Mike                    | (9)MCCALL JR, Mike                                  |
| 11/21/13    | !ORAL ROBERTS        | W 72-55      | 6143        | (15)JETT, Jordair                      | (9)LOE, Rob   |
| 11/23/13    | !BOWLING GREEN       | W 74-47      | 6741        | (14)EVANS, Dwayne                      | (7)GLAZE, Grandy                                    |
| 11/26/13    | !vs Wisconsin        | 57-63 L      | 934         | (15)LOE, Rob                           | (7)EVANS, Dwayne                                    |
| 11/27/13    | !vs Old Dominion     | W 62-52      | 934         | (21)EVANS, Dwayne                      | (5)LOE, Rob<br>(5)BARNETT, Jake<br>(5)GLAZE, Grandy |
| 12/01/13    | WICHITA STATE        | 65-70 L      | 9031        | (18)EVANS, Dwayne                      | (5)EVANS, Dwayne<br>(5)LOE, Rob                     |
| 12/03/13    | ROCKHURST            | W 68-43      | 5810        | (17)EVANS, Dwayne                      | (12)GLAZE, Grandy                                   |
| 12/07/13    | at Valparaiso        | W 67-65      | 3564        | (21)EVANS, Dwayne                      | (10)EVANS, Dwayne                                   |
| 12/14/13    | WOFFORD              | W 66-52      | 6404        | (16)JETT, Jordair                      | (10)GLAZE, Grandy                                   |
| 12/18/13    | INDIANA STATE        | W 83-66      | 7205        | (24)EVANS, Dwayne                      | (9)LOE, Rob   |
| 12/21/13    | NORTH CAROLINA A&T   | W 79-57      | 8015        | (22)EVANS, Dwayne                      | (13)EVANS, Dwayne                                   |

! = Cancun Challenge (N-site games at Hard Rock Resort)

\* = Conference game

| <b>Attendance Summary</b> | <b>Games</b> | <b>Attend</b> | <b>Avg/Game</b> |
|---------------------------|--------------|---------------|-----------------|
| Home                      | 8            | 57063         | 7133            |
| Away                      | 3            | 13211         | 4404            |
| Neutral                   | 2            | 1868          | 934             |
| Total                     | 13           | 72142         | 5549            |

@SaintLouisMBB  
 Saint Louis Team Game-by-Game Comparison (as of Dec 23, 2013)  
 All games



| Opponent           | 1st   | 2nd   | Score | Mar | Total FG    | FG Pct    | 3-Pointers | 3FG Pct   | Free Throws | FT Pct    | Rebounds | Assist | T/Over | Block | Steal | Fouls |       |
|--------------------|-------|-------|-------|-----|-------------|-----------|------------|-----------|-------------|-----------|----------|--------|--------|-------|-------|-------|-------|
| SOUTHEAST MISSOURI | 34/35 | 53/29 | 87-64 | +23 | 33-64/21-56 | .516/.375 | 3-19/5-21  | .158/.238 | 18-23/17-23 | .783/.739 | 38/34    | +4     | 19/9   | 14/19 | 2/5   | 10/12 | 19/17 |
| SIUE               | 46/21 | 36/37 | 82-58 | +24 | 29-53/22-55 | .547/.400 | 5-12/3-14  | .417/.214 | 19-26/11-21 | .731/.524 | 37/28    | +9     | 17/8   | 12/14 | 3/5   | 5/5   | 17/22 |
| Southern Illinois  | 37/36 | 39/31 | 76-67 | +9  | 28-65/25-56 | .431/.446 | 7-22/2-10  | .318/.200 | 13-16/15-20 | .813/.750 | 40/33    | +7     | 13/9   | 10/11 | 3/7   | 7/7   | 17/16 |
| ORAL ROBERTS       | 28/31 | 44/24 | 72-55 | +17 | 27-65/22-53 | .415/.415 | 4-14/2-11  | .286/.182 | 14-17/9-14  | .824/.643 | 37/39    | (2)    | 12/9   | 6/18  | 5/4   | 11/3  | 18/17 |
| BOWLING GREEN      | 29/19 | 45/28 | 74-47 | +27 | 30-64/18-54 | .469/.333 | 8-17/1-8   | .471/.125 | 6-9/10-18   | .667/.556 | 43/32    | +11    | 25/5   | 14/18 | 7/5   | 10/10 | 16/10 |
| Wisconsin          | 23/31 | 34/32 | 57-63 | (6) | 21-64/21-45 | .328/.467 | 4-15/4-12  | .267/.333 | 11-17/17-30 | .647/.567 | 37/40    | (3)    | 8/6    | 7/9   | 3/8   | 5/4   | 25/17 |
| Old Dominion       | 29/27 | 33/25 | 62-52 | +10 | 23-54/18-53 | .426/.340 | 6-19/5-15  | .316/.333 | 10-17/11-14 | .588/.786 | 34/37    | (3)    | 8/6    | 13/18 | 7/4   | 9/8   | 13/16 |
| WICHITA STATE      | 29/28 | 36/42 | 65-70 | (5) | 21-53/24-52 | .396/.462 | 5-19/5-12  | .263/.417 | 18-23/17-19 | .783/.895 | 27/38    | (11)   | 13/12  | 13/18 | 3/2   | 12/7  | 15/19 |
| ROCKHURST          | 33/22 | 35/21 | 68-43 | +25 | 24-58/15-53 | .414/.283 | 4-15/1-15  | .267/.067 | 16-25/12-16 | .640/.750 | 54/28    | +26    | 19/7   | 13/12 | 3/1   | 8/10  | 16/19 |
| Valparaiso         | 39/30 | 28/35 | 67-65 | +2  | 24-59/22-58 | .407/.379 | 4-12/4-14  | .333/.286 | 15-24/17-25 | .625/.680 | 31/53    | (22)   | 15/9   | 6/17  | 7/8   | 8/4   | 20/19 |
| WOFFORD            | 35/27 | 31/25 | 66-52 | +14 | 21-44/19-45 | .477/.422 | 5-18/6-11  | .278/.545 | 19-28/8-10  | .679/.800 | 34/23    | +11    | 12/11  | 18/17 | 6/0   | 6/10  | 11/24 |
| INDIANA STATE      | 34/27 | 49/39 | 83-66 | +17 | 23-48/24-50 | .479/.480 | 10-25/3-11 | .400/.273 | 27-34/15-21 | .794/.714 | 34/22    | +12    | 18/12  | 12/14 | 8/4   | 6/7   | 21/29 |
| NORTH CAROLINA A&T | 36/26 | 43/31 | 79-57 | +22 | 23-55/20-59 | .418/.339 | 8-23/1-12  | .348/.083 | 25-32/16-25 | .781/.640 | 43/37    | +6     | 16/9   | 10/12 | 6/2   | 6/4   | 20/24 |

Note: Game totals are displayed in the format TEAM/OPPONENT for each category



**@SaintLouisMBB**  
**Saint Louis Points-Rebounds-Assists (as of Dec 23, 2013)**  
**All games**



| Opponent             | Date     | Score | 01         |            | 02         |            | 05         |            | 10         |         | 11 |  | 15 |  | 21 |  |
|----------------------|----------|-------|------------|------------|------------|------------|------------|------------|------------|---------|----|--|----|--|----|--|
|                      |          |       | GLAZE,GRAN | MCBROOM,AU | JETT,JORDA | LEPAK,JOEY | MCCALL JR, | LANCONA,TA | EVANS,DWAY |         |    |  |    |  |    |  |
| SOUTHEAST MISSOURI   | 11/08/13 | 87-64 | w          | 16-10-0    | 8-0-2      | 15-4-4     | 0-0-0      | 8-3-5      | 0-0-0      | 16-4-1  |    |  |    |  |    |  |
| at SIUE              | 11/13/13 | 82-58 | w          | 9-14-1     | 10-1-5     | 16-3-1     | DNP        | 14-2-0     | 5-3-0      | 14-4-6  |    |  |    |  |    |  |
| at Southern Illinois | 11/16/13 | 76-67 | w          | 8-6-0      | 9-2-0      | 7-5-8      | DNP        | 19-9-2     | DNP        | 13-6-1  |    |  |    |  |    |  |
| ORAL ROBERTS         | 11/21/13 | 72-55 | w          | 4-7-0      | 8-2-2      | 15-5-4     | DNP        | 11-2-2     | 0-0-0      | 11-4-2  |    |  |    |  |    |  |
| BOWLING GREEN        | 11/23/13 | 74-47 | w          | 4-7-2      | 9-4-5      | 5-4-5      | 0-0-1      | 11-3-5     | 12-3-2     | 14-4-1  |    |  |    |  |    |  |
| vs Wisconsin         | 11/26/13 | 57-63 | L          | 4-1-0      | 14-6-1     | 4-2-5      | DNP        | 6-4-1      | 0-3-0      | 12-7-0  |    |  |    |  |    |  |
| vs Old Dominion      | 11/27/13 | 62-52 | w          | 1-5-0      | 8-3-1      | 9-1-4      | DNP        | 8-2-1      | 0-1-0      | 21-5-0  |    |  |    |  |    |  |
| WICHITA STATE        | 12/01/13 | 65-70 | L          | 0-0-0      | 7-0-0      | 12-4-4     | DNP        | 12-4-2     | 0-0-0      | 18-5-4  |    |  |    |  |    |  |
| ROCKHURST            | 12/03/13 | 68-43 | w          | 2-12-0     | 5-3-2      | 12-6-3     | DNP        | 4-4-4      | 4-5-0      | 17-6-1  |    |  |    |  |    |  |
| at Valparaiso        | 12/07/13 | 67-65 | w          | 14-5-1     | 3-0-0      | 10-4-9     | DNP        | 7-3-3      | 0-0-0      | 21-10-1 |    |  |    |  |    |  |
| WOFFORD              | 12/14/13 | 66-52 | w          | 7-10-1     | 0-1-0      | 16-5-4     | DNP        | 7-2-3      | 0-0-0      | 4-2-2   |    |  |    |  |    |  |
| INDIANA STATE        | 12/18/13 | 83-66 | w          | 2-4-0      | 15-4-6     | 12-2-7     | DNP        | 6-3-2      | DNP        | 24-7-1  |    |  |    |  |    |  |
| NORTH CAROLINA A&T   | 12/21/13 | 79-57 | w          | 2-7-0      | 10-4-3     | 3-0-2      | DNP        | 13-5-3     | 6-3-0      | 22-13-2 |    |  |    |  |    |  |

| Opponent             | Date     | Score | 22         |            | 30         |            | 32         |         | 33         |       | 35 |  | 51 |  | 54 |  |
|----------------------|----------|-------|------------|------------|------------|------------|------------|---------|------------|-------|----|--|----|--|----|--|
|                      |          |       | EAGLETON,A | BARNETT,JA | CRAWFORD,M | SIMPSON,RO | AGBEKO,REG | LOE,ROB | MANNING,JO |       |    |  |    |  |    |  |
| SOUTHEAST MISSOURI   | 11/08/13 | 87-64 | w          | 0-0-0      | 1-5-2      | 8-0-0      | 0-0-0      | DNP     | 13-5-4     | 2-3-1 |    |  |    |  |    |  |
| at SIUE              | 11/13/13 | 82-58 | w          | DNP        | 0-1-1      | 2-0-1      | DNP        | DNP     | 5-6-2      | 7-1-0 |    |  |    |  |    |  |
| at Southern Illinois | 11/16/13 | 76-67 | w          | DNP        | 12-2-2     | DNP        | DNP        | 4-1-0   | 4-5-0      | DNP   |    |  |    |  |    |  |
| ORAL ROBERTS         | 11/21/13 | 72-55 | w          | DNP        | 8-1-1      | 3-1-0      | DNP        | 2-4-0   | 10-9-1     | DNP   |    |  |    |  |    |  |
| BOWLING GREEN        | 11/23/13 | 74-47 | w          | 0-0-0      | 3-3-1      | 0-1-0      | 0-0-0      | 4-3-1   | 7-2-2      | 5-4-0 |    |  |    |  |    |  |
| vs Wisconsin         | 11/26/13 | 57-63 | L          | DNP        | 0-1-1      | DNP        | DNP        | 0-1-0   | 15-4-0     | 2-3-0 |    |  |    |  |    |  |
| vs Old Dominion      | 11/27/13 | 62-52 | w          | DNP        | 0-5-0      | 0-0-0      | DNP        | 5-1-0   | 10-5-2     | 0-1-0 |    |  |    |  |    |  |
| WICHITA STATE        | 12/01/13 | 65-70 | L          | DNP        | 3-2-0      | DNP        | DNP        | 0-1-1   | 11-5-2     | 2-1-0 |    |  |    |  |    |  |
| ROCKHURST            | 12/03/13 | 68-43 | w          | 0-0-0      | 12-2-4     | 0-0-2      | DNP        | 4-3-0   | 6-9-2      | 2-1-1 |    |  |    |  |    |  |
| at Valparaiso        | 12/07/13 | 67-65 | w          | DNP        | 6-3-1      | 0-0-0      | DNP        | 0-1-0   | 4-2-0      | 2-0-0 |    |  |    |  |    |  |
| WOFFORD              | 12/14/13 | 66-52 | w          | DNP        | 9-4-0      | 0-0-0      | DNP        | DNP     | 14-5-1     | 9-2-1 |    |  |    |  |    |  |
| INDIANA STATE        | 12/18/13 | 83-66 | w          | DNP        | 7-1-0      | DNP        | DNP        | DNP     | 15-9-1     | 2-0-1 |    |  |    |  |    |  |
| NORTH CAROLINA A&T   | 12/21/13 | 79-57 | w          | 0-0-0      | 3-1-3      | 2-1-0      | DNP        | 2-0-0   | 12-6-3     | 4-1-0 |    |  |    |  |    |  |



**@SaintLouisMBB**  
 Saint Louis Combined Team Statistics (as of Dec 23, 2013)  
**All games**



| <b>RECORD:</b> | <b>OVERALL</b> | <b>HOME</b> | <b>AWAY</b> | <b>NEUTRAL</b> |
|----------------|----------------|-------------|-------------|----------------|
| ALL GAMES      | 11-2           | 7-1         | 3-0         | 1-1            |
| CONFERENCE     | 0-0            | 0-0         | 0-0         | 0-0            |
| NON-CONFERENCE | 11-2           | 7-1         | 3-0         | 1-1            |

| #              | Player           | gp-gs | min  | avg  | Total   |      | 3-Point |       | F-Throw |      | Rebounds |     | pf  | dq   | a   | to | blk | stl | pts | avg |     |      |  |  |   |
|----------------|------------------|-------|------|------|---------|------|---------|-------|---------|------|----------|-----|-----|------|-----|----|-----|-----|-----|-----|-----|------|--|--|---|
|                |                  |       |      |      | fg-fga  | fg%  | 3fg-fga | 3fg%  | ft-fga  | ft%  | off      | def |     |      |     |    |     |     |     |     | tot | avg  |  |  |   |
| 21             | EVANS, Dwayne    | 13-13 | 391  | 30.1 | 61-126  | .484 | 1-8     | .125  | 84-110  | .764 | 26       | 51  | 77  | 5.9  | 30  | 1  | 22  | 31  | 11  | 14  | 207 | 15.9 |  |  |   |
| 05             | JETT, Jordair    | 13-13 | 376  | 28.9 | 50-110  | .455 | 4-18    | .222  | 32-55   | .582 | 8        | 37  | 45  | 3.5  | 21  | 0  | 60  | 26  | 8   | 19  | 136 | 10.5 |  |  |   |
| 11             | MCCALL JR, Mike  | 13-13 | 363  | 27.9 | 47-116  | .405 | 14-46   | .304  | 18-24   | .750 | 13       | 33  | 46  | 3.5  | 21  | 0  | 33  | 11  | 2   | 20  | 126 | 9.7  |  |  |   |
| 51             | LOE, Rob         | 13-13 | 350  | 26.9 | 47-103  | .456 | 13-46   | .283  | 19-24   | .792 | 27       | 45  | 72  | 5.5  | 41  | 3  | 20  | 14  | 14  | 15  | 126 | 9.7  |  |  |   |
| 02             | MCBROOM, Austin  | 13-0  | 294  | 22.6 | 33-91   | .363 | 20-53   | .377  | 20-22   | .909 | 8        | 22  | 30  | 2.3  | 21  | 0  | 27  | 25  | 0   | 12  | 106 | 8.2  |  |  |   |
| 01             | GLAZE, Grandy    | 13-6  | 234  | 18.0 | 31-63   | .492 | 0-0     | .000  | 11-17   | .647 | 28       | 60  | 88  | 6.8  | 21  | 0  | 5   | 13  | 5   | 8   | 73  | 5.6  |  |  |   |
| 30             | BARNETT, Jake    | 13-5  | 278  | 21.4 | 19-59   | .322 | 15-46   | .326  | 11-15   | .733 | 2        | 29  | 31  | 2.4  | 33  | 1  | 16  | 10  | 5   | 8   | 64  | 4.9  |  |  |   |
| 54             | MANNING, John    | 11-0  | 133  | 12.1 | 15-32   | .469 | 1-2     | .500  | 6-9     | .667 | 6        | 11  | 17  | 1.5  | 21  | 1  | 4   | 7   | 15  | 5   | 37  | 3.4  |  |  |   |
| 15             | LANCONA, Tanner  | 11-0  | 84   | 7.6  | 9-21    | .429 | 3-8     | .375  | 6-8     | .750 | 6        | 12  | 18  | 1.6  | 10  | 0  | 2   | 2   | 2   | 2   | 27  | 2.5  |  |  |   |
| 35             | AGBEKO, Reggie   | 9-2   | 53   | 5.9  | 10-14   | .714 | 0-0     | .000  | 1-3     | .333 | 3        | 12  | 15  | 1.7  | 6   | 0  | 2   | 5   | 1   | 0   | 21  | 2.3  |  |  |   |
| 32             | CRAWFORD, Mike   | 9-0   | 36   | 4.0  | 5-10    | .500 | 2-2     | 1.000 | 3-4     | .750 | 1        | 2   | 3   | 0.3  | 3   | 0  | 3   | 1   | 0   | 0   | 15  | 1.7  |  |  |   |
| 10             | LEPAK, Joey      | 2-0   | 2    | 1.0  | 0-1     | .000 | 0-1     | .000  | 0-0     | .000 | 0        | 0   | 0   | 0.0  | 0   | 0  | 1   | 0   | 0   | 0   | 0   | 0.0  |  |  |   |
| 22             | EAGLETON, Austin | 4-0   | 5    | 1.3  | 0-0     | .000 | 0-0     | .000  | 0-0     | .000 | 0        | 0   | 0   | 0.0  | 0   | 0  | 0   | 2   | 0   | 0   | 0   | 0.0  |  |  |   |
| 33             | SIMPSON, Royce   | 2-0   | 1    | 0.5  | 0-0     | .000 | 0-0     | .000  | 0-0     | .000 | 0        | 0   | 0   | 0.0  | 0   | 0  | 0   | 0   | 0   | 0   | 0   | 0.0  |  |  |   |
| Team           |                  |       |      |      |         |      |         |       |         |      | 24       | 23  | 47  |      |     |    |     |     |     |     |     |      |  |  | 1 |
| Total.....     |                  | 13    | 2600 |      | 327-746 | .438 | 73-230  | .317  | 211-291 | .725 | 152      | 337 | 489 | 37.6 | 228 | 6  | 195 | 148 | 63  | 103 | 938 | 72.2 |  |  |   |
| Opponents..... |                  | 13    | 2600 |      | 271-689 | .393 | 42-166  | .253  | 175-256 | .684 | 128      | 316 | 444 | 34.2 | 249 | -  | 112 | 197 | 55  | 91  | 759 | 58.4 |  |  |   |

| <b>TEAM STATISTICS</b> | <b>SLU</b> | <b>OPP</b> | <b>Date</b>   | <b>Opponent</b>      | <b>Score</b> | <b>Att.</b> |
|------------------------|------------|------------|---|----------------------|--------------|-------------|
| SCORING                | 938        | 759        | 11/08/13  | SOUTHEAST MISSOURI   | w 87-64      | 7714        |
| Points per game        | 72.2       | 58.4       | 11/13/13  | at SIUE              | w 82-58      | 4007        |
| Scoring margin         | +13.8      | -          | 11/16/13  | at Southern Illinois | w 76-67      | 5640        |
| FIELD GOALS-ATT        | 327-746    | 271-689    | ! 11/21/13  | ORAL ROBERTS         | w 72-55      | 6143        |
| Field goal pct         | .438       | .393       | ! 11/23/13  | BOWLING GREEN        | w 74-47      | 6741        |
| 3 POINT FG-ATT         | 73-230     | 42-166     | ! 11/26/13  | vs Wisconsin         | L 57-63      | 934         |
| 3-point FG pct         | .317       | .253       | ! 11/27/13  | vs Old Dominion      | w 62-52      | 934         |
| 3-pt FG made per game  | 5.6        | 3.2        | 12/01/13  | WICHITA STATE        | L 65-70      | 9031        |
| FREE THROWS-ATT        | 211-291    | 175-256    | 12/03/13  | ROCKHURST            | w 68-43      | 5810        |
| Free throw pct         | .725       | .684       | 12/07/13  | at Valparaiso        | w 67-65      | 3564        |
| F-Throws made per game | 16.2       | 13.5       | 12/14/13  | WOFFORD              | w 66-52      | 6404        |
| REBOUNDS               | 489        | 444        | 12/18/13  | INDIANA STATE        | w 83-66      | 7205        |
| Rebounds per game      | 37.6       | 34.2       | 12/21/13  | NORTH CAROLINA A&T   | w 79-57      | 8015        |
| Rebounding margin      | +3.5       | -          |   |                      |              |             |
| ASSISTS                | 195        | 112        | ! = Cancun Challenge (N-site games at Hard Rock Resort) |                      |              |             |
| Assists per game       | 15.0       | 8.6        | * = Conference game                                     |                      |              |             |
| TURNOVERS              | 148        | 197        |   |                      |              |             |
| Turnovers per game     | 11.4       | 15.2       |   |                      |              |             |
| Turnover margin        | +3.8       | -          |   |                      |              |             |
| Assist/turnover ratio  | 1.3        | 0.6        |   |                      |              |             |
| STEALS                 | 103        | 91         |   |                      |              |             |
| Steals per game        | 7.9        | 7.0        |   |                      |              |             |
| BLOCKS                 | 63         | 55         |   |                      |              |             |
| Blocks per game        | 4.8        | 4.2        |   |                      |              |             |
| ATTENDANCE             | 57063      | 15079      |   |                      |              |             |
| Home games-Avg/Game    | 8-7133     | 3-4404     |   |                      |              |             |
| Neutral site-Avg/Game  | -          | 2-934      |   |                      |              |             |

| <b>Score by Periods</b> | <b>1st</b> | <b>2nd</b> | <b>Totals</b> |
|-------------------------|------------|------------|---------------|
| Saint Louis             | 432        | 506        | 938           |
| Opponents               | 360        | 399        | 759           |