



SHOW ME

@MIZZOUFOOTBALL GAME NOTES

GAME
11

Nashville, Tenn.

6:30 p.m. (CT)

Dudley Field at Vanderbilt Stadium (40,350)

SEC Network

Tiger Radio Network

mizzoustats.com

MIZZOU

5-5

AP rank: --

Head Coach: Barry Odom (9-13/2nd year)

2-4^{SEC}

CP rank: --



VS



4-6

AP rank: --

Head Coach: Derek Mason (17-30/4th year)

0-6^{SEC}

CP rank: --

VANDERBILT

2017 SCHEDULE

Date	Time	Opponent	TV/SCORE
Sept. 2	11 a.m.	Missouri State	W, 72-43
Sept. 9	6 p.m.	South Carolina	L, 31-13
Sept. 16	3 p.m.	Purdue	L, 35-3
Sept. 23	6:30 p.m.	Auburn	L, 51-14
Oct. 7	6:30 p.m.	at Kentucky	L, 40-34
Oct. 14	6:30 p.m.	at Georgia	L, 53-28
Oct. 21	11 a.m.	Idaho	W, 68-21
Oct. 28	5:30 p.m.	at UConn	W, 52-12
Nov. 4	11 a.m.	vs. Florida	W, 45-16
Nov. 11	6:30 p.m.	vs. Tennessee	W, 50-17
Nov. 18	6:30 p.m.	at Vanderbilt	SEC Network
Nov. 24	1:30 p.m.	at Arkansas	CBS

* bold, italic - denotes home game

BOWL ELIGIBILITY IN REACH AS MIZZOU HEADS TO VANDY

- ▶ The turnaround Missouri Tigers (5-5 overall, 2-4 in Southeastern Conference play) take to the road over the next two weeks to close out the 2017 regular season, and they'll look to continue their momentum Saturday in Nashville, Tenn., where they'll take on the Vanderbilt Commodores (4-6, 0-6). Kick time from Vanderbilt Stadium is set for 6:30 p.m. (central time), with the game being televised on the SEC Network.
- ▶ Mizzou is riding high after claiming its fourth-consecutive blowout victory, the latest a 50-17 win over Tennessee on the Tigers' Senior Night. Thanks to a punishing ground attack that ate up 433 yards (averaging 8.2 yards per rush), Mizzou out-gained Tennessee by a 659-to-258 margin in total offense, and broke open a 17-17 game by scoring the final 33 points on the night to pull away in the second half. Senior RB **Ish Witter** made his final appearance at Faurot Field a memorable one as he ran for a career-best 216 yards and one touchdown, while true freshman phenom **Larry Rountree III** added 155 yards and a score as well. Junior QB **Drew Lock**, the nation's leader in touchdown passes on the season with 35, added four scoring strikes through the air, while the Tiger defense continued its stellar play of late.
- ▶ Mizzou's defense forced four second-half turnovers, and allowed the Volunteers to drive more than 35 yards only three times in UT's 14 possessions. Tennessee's eight second-half drives resulted in four punts and four turnovers, and senior S **Anthony Sherrills** again was the primary culprit, as he intercepted a pass and forced and recovered a fumble, giving him two straight



Senior RB
Ish Witter

- ▶ Ran for a career-high 216 yards (11th-most in school history) with a TD last time out vs. Tennessee
- ▶ Averaging 103.5 yards per game over Mizzou's four-game win streak
- ▶ Now has 2,089 career yards, the 13th-most in school history, just 256 yards from cracking Mizzou's all-time top 10
- ▶ Part of a Mizzou offense that has averaged 254.5 yards per game over the four-game win streak. For perspective, that mark would rank 12th nationally and third in the SEC, trailing only Alabama and Georgia.

ON THE AIR



SEC NETWORK
CHECK LOCAL LISTINGS

PBP: Taylor Zarzour **COLOR:** Andre Ware
SIDELINE: Olivia Harlan



TIGER RADIO NETWORK

SIRIUS: 157 **XM:** 192
PBP: Mike Kelly **COLOR:** Howard Richards
SIDELINE: Chris Gervino

SETTING THE STAGE (continued)...

- ▶ games with an interception and fumble recovery. He now has three such games in his career as Mizzou has had only four such games since 2000. Cornelius 'Pig' Brown was the only other Mizzou player to accomplish that feat, doing so back in 2007 against Illinois.
- ▶ Vanderbilt comes into Saturday's contest after a 44-21 home defeat to Kentucky that marked its sixth loss in seven games, after the Commodores had started the season 3-0. Against Kentucky, Vanderbilt struck first on a 37-yard touchdown run by RB Ralph Webb in the first quarter, but it was all Wildcats after that, as UK scored 34 unanswered points to take a commanding 34-7 lead. Vandy was victimized by four interceptions of QB Kyle Shurmur that helped the Wildcats maintain control of the game, while Kentucky out-gained them by a 427-to-368 margin in total offense.
- ▶ Mizzou continues to be one of the nation's top turnaround stories. After opening 1-5 this season, Mizzou can improbably reach bowl eligibility with a win Saturday. The Tigers would be just the 13th FBS team to ever accomplish that feat and just the sixth from a Power 5 conference. The only SEC team to start 1-5 and make a bowl game was the 1983 Ole Miss team that lost the Independence Bowl to finish 6-6 on the year.
- ▶ What may be even more remarkable is that since 2001, every SEC team to start 1-5 has failed to even eclipse three wins, making Coach Barry Odom's team one of the best turnarounds in SEC history. Mizzou is just the third SEC team ever to win four straight games after losing five straight (Tennessee in 1988 and South Carolina in 1992).

TALE OF THE TAPE

Mizzou



Head Coach _____ Barry Odom (MU, '99)
Season Record _____ 5-5 (2nd Season)
Career Record _____ 9-13 (2nd Season)
Record vs. Vanderbilt _____ 1-0

Mizzou vs. Vanderbilt _____ Mizzou, 5-3-1
Last meeting _____ Mizzou, 26-17
_____ Nov. 12, 2016 in Columbia
In Columbia _____ 3-2-1
In Nashville _____ 1-1
Neutral Site _____ 1-0

Vanderbilt

Head Coach _____ Derek Mason
_____ (Northern Arizona, '92)
Season Record _____ 4-6 (4th Season)
Career Record _____ 17-30 (4th Season)
Record at Vanderbilt _____ 17-30 (4th Season)

MIZ	STAT	Vanderbilt
37.9	Points Per Game	23.6
31.9	Points Allowed	30.7
195.6	Rush Yards	98.9
177.8	Rush Yards Allowed	213.6
306.0	Passing Yards	229.2
248.0	Passing Yards Allowed	191.7
501.6	Total Yards	328.1
425.8	Total Yards Allowed	405.3
24:16	Time of Possession	27:52
57-for-125	Third Down	54-for-137
39-for-44	Red Zone	23-for-26

Sept. 2		vs. Missouri St. Mizzou (2-0)	Columbia, Mo. Memorial Stadium	SEC Network	11 a.m. (CT)	W, 72-43	Mizzou sets school record for total offense Lock sets school records for passing yards, TDs
Sept. 9		vs. South Carolina Tied (4-4)	Columbia, Mo. Memorial Stadium	ESPN2	6:00 p.m. (CT)	L, 31-13	Mistakes on special teams plague Tigers post total yards but for just 5-for-14 on third down
Sept. 16		vs. Purdue Purdue (7-2)	Columbia, Mo. Memorial Stadium	SEC Network	3:00 p.m. (CT)	L, 35-3	Mizzou musters just 203 yards of total offense and just 16:17 time of possession in loss
Sept. 23		vs. Auburn Auburn (2-1)	Columbia, Mo. Memorial Stadium	ESPNU	6:30 p.m. (CT)	L, 51-14	Johnson sets career-high in receptions but defense struggled to slow Auburn offense
Oct. 7		at Kentucky UK (5-3)	Lexington, Ky. Kroger Field	SEC Network	6:30 p.m. (CT)	L, 40-34	Tigers rush for most yards vs. UK this season but fall short, run out of time, on final possession
Oct. 14		at Georgia UGA (6-1)	Athens, Ga. Sanford Stadium	SEC Network	6:30 p.m. (CT)	L, 53-28	Mizzou ties game at 21-21 on Hall 63-yard TD grab but is outscored 32-7 following that
Oct. 21		vs. Idaho Mizzou (3-0)	Columbia, Mo. Memorial Stadium	SEC Network	11 a.m. (CT)	W, 68-21	Lock tosses six TDs as Mizzou scores 34 first quarter points; TE Albert O hauls in three TD grabs
Oct. 28		at UConn Mizzou (2-0)	Storrs, Conn. Pratt & Whitney Stadium	CBS Sports Network	5:30 p.m. (CT)	W, 52-12	Mizzou tallies largest road win since 2007 at Colorado, a 55-10 win over the Buffs
Nov. 4		vs. Florida Mizzou (4-3)	Columbia, Mo. Memorial Stadium	ESPN 2	11:00 a.m. (CT)	W, 45-16	Mizzou hands Florida its largest loss vs. an unranked team since 1936
Nov. 11		vs. Tennessee Mizzou (4-2)	Columbia, Mo. Memorial Stadium	SEC Network	6:30 p.m. (CT)	W, 50-17	Mizzou scores 45+ for the fourth-straight game; First time in school history it has done so
Nov. 18		at Vanderbilt Mizzou (5-3-1)	Nashville, Tenn. Vanderbilt Stadium	SEC Network	6:30 p.m. (CT)		Mizzou is 1-1 all-time in Nashville Tigers claimed 2016 meeting, 26-17
Nov. 24		at Arkansas Mizzou (5-3)	Fayetteville, Ark. David W. Reynolds Stadium	CBS	1:30 p.m. (CT)		Arkansas and Mizzou renew annual Battle Line Rivalry, Tigers have won two of first three in SEC



Junior QB
Drew Lock

SHOW ME

MOVING UP THE RECORD BOOKS

- QB **Drew Lock** is moving up the Mizzou passing record books, and doing so quickly with his performance over the last seven weeks. After throwing for four TDs last week, Lock now ranks third in Mizzou history in career passing yards (7,743) and second in passing TDs (62). He is also third in single season passing TDs (31).
- WR **J'Mon Moore** hauled in one TD grab last week and now ranks fourth in school history with 20 career TD grabs. Moore also ranks sixth in school history with 2,174 career yards.



Senior WR
J'Mon Moore

LOCKED IN LATELY

- Junior QB **Drew Lock** has been on fire over his last seven games. He has 27 touchdowns and just five interceptions while passing for 2,113 yards on 142-of-224 (63.4 percent). He now has four games in his career with 400 or more yards, tying for the most in school history with Chase Daniel (four from 2005-08).
- Last week, Lock threw for four TD passes, marking his sixth consecutive game with at least three TD passes. That is tied for the longest streak by any FBS quarterback this season (Ohio State's J.T. Barrett did so in six as well) and it is the nation's longest active streak. It is the longest streak by any SEC QB since at least 2000.
- Lock now leads the nation with his 35 passing TDs this year, which are already the second-most in school history and eighth-most in SEC history (SEC record is 40). Lock is second nationally in yards per completion (15.94), fourth in passing efficiency (196.0), 10th in both total passing yards (3,012) and passing yards per game (301.2) and is sixth in points accounted for (216). He is first or second in virtually every passing category in the SEC. Lock has more TD passes through 10 games than any SEC QB in the last 15 seasons.
- Lock now ranks third in school history with 7,743 career passing yards. He sits 1,056 yards behind second-place Brad Smith who had 8,799 from 2002-05. Lock's 62 career TD passes rank second all-time on Mizzou's career TD passes list. To the right is a look:

Rank	Yds	Att	Comp	INT	Pct.	TD
1. Chase Daniel (2005-08)	12515	1609	1094	41	.680	101
2. Brad Smith (2002-05)	8799	1484	835	33	.563	56
3. Drew Lock (2015-17)	7,743	1015	555	28	.547	62
4. James Franklin (2010-13)	6962	943	586	25	.621	51
5. Jeff Handy (1991-94)	6959	1058	618	30	.584	39
6. Blaine Gabbert (2008-10)	6822	933	568	18	.609	40
7. Phil Bradley (1977-80)	5352	798	437	29	.548	32

MOORE MOVING UP THE TD CHARTS

- Senior WR **J'Mon Moore** pulled in one TD grab last week vs. UT. That continued to move him up the school career TD reception chart. He enters Saturday at fourth place in school history, here's a look at the chart:

Rank	TDs
1. Chase Coffman (TE)	30
2. Danario Alexander	22
Jeremy Maclin	22
4. J'Mon Moore	20
5. Justin Gage	18
Martin Rucker	18
7. Dorial Green-Beckham	17
8. L'Damian Washington	15

- Moore now leads the SEC in TD grabs (ninth nationally) this year (nine) and is second in receiving yards (779) and yards per game (82.2).
- Moore has two 100-yard games this year and eight in

his career. Only Justin Gage (11), Jeremy Maclin (10) and Danario Alexander (10) have more 100-yard receiving games in their Mizzou careers than Moore. Keep in mind that Maclin and Alexander were All-Americans and Gage was an All-Big 12 honoree as Moore has found himself in elite company.

MOORE ALSO MOVING UP YARD CHART

- Moore's 39 yards last week came on three catches and he now ranks sixth in program history with 2,174 career yards. Moore needs two yards this Saturday to move into fifth place all-time, which would pass Martin Rucker who had 2,175 from 2004-07. He needs just 141 yards to catch four-place Jeremy Maclin who had 2,315 from 2007-08.

Player/Rank	Yds	Rec.	TDs	Years
1. Danario Alexander	2778	191	22	2006-09
2. Justin Gage	2704	200	18	1999-02
3. Chase Coffman (TE)	2659	247	30	2005-08
4. Jeremy Maclin	2315	182	22	2007-08
5. Martin Rucker (TE)	2175	203	18	2004-07
6. J'Mon Moore	2,174	140	20	2014-17
7. Victor Bailey	2144	128	12	1990-92
8. William Franklin	2125	143	13	2004-07
9. T.J. Moe	2101	188	11	2009-12
10. Jared Perry	1844	137	13	2006-09

Junior DT
Terry Beckner, Jr.



Senior DT
A.J. Logan



SHOW ME

A DEFENSE THAT STARTS IN THE TRENCHES

- ▶ Mizzou has 38.0 tackles for loss over the last four games and now leads the SEC in tackles for loss, ranking 11th nationally.
- ▶ Mizzou had just 27.0 tackles for loss in its previous five games before posting 38.0 over its last four.
- ▶ Mizzou also has 16.0 sacks over its last four games after posting just 11 in the first six contests. Mizzou has three games of 5.0 sacks in that stretch, marking the first time since 2014 that Mizzou has had three separate games with at least 5.0 sacks.
- ▶ Mizzou is limiting its opponents to 110.3 yards per game on the ground over the four-game winning streak (would rank ninth nationally for perspective), its best four-game streak in rush defense since early 2015.
- ▶ Mizzou allowed 222.8 yards per game on the ground over the first six.
- ▶ Mizzou is allowing just 16.5 points per game over its four-game win streak after allowing 45.2 over its first six games (1-5).

MIZZOU LINE PLAY STOUT ON BOTH SIDES

- ▶ When Mizzou transitioned to the Southeastern Conference in 2012, most observers advised that the SEC is a line of scrimmage league, and the emphasis on play in the trenches is the difference between winning and losing.
- ▶ Fast forward to 2017 and **Barry Odom's** Tigers are arguably the strongest in the conference combined on both sides of the ball, by one set of measurements – tackles for loss. The Mizzou offensive line leads the nation with the fewest tackles for loss allowed – allowing just 2.70 per game. Mizzou had a string of 140 consecutive offensive plays without allowing a TFL snapped in the fourth quarter against Tennessee last weekend after putting the backups in late in the game. Two weeks ago, Mizzou held Florida without a TFL, the first time an SEC team had been held without one since Arkansas against vs. Auburn in 2016.
- ▶ On the flip side, the Tiger defensive line (#DLineZou) is doing a formidable job of creating havoc in opponent's backfields, as MU ranks 11th nationally in tackles for loss produced, with an average of 7.7 per game. Mizzou has 38.0 tackles for loss over its four-game win streak (9.5) for a combined loss of 134 yards. On the flip side, Mizzou has allowed just 8.0 for 39 yards.
- ▶ Heading into this weekend, Mizzou is one of only three teams that rank in the nation's top 15 in both fewest tackles for loss allowed on offense, and tackles for loss produced on defense. The combined ranking of 12 (1 + 11) is the lowest number of the other schools who are in the top 15 in both lists, so we'll go ahead and claim that as the national leader. The other teams on both charts include Ohio State (8th on offense; 8th on defense) and Troy (8th on offense; 14th on defense). Here's a look at the charts:

Team	TFL Allowed Rank	TFL Rank
MIZZOU	1st	11th
Fresno State	2nd	38th
Army	2nd	118th
BYU	4th	124th
Mississippi State	5th	73rd
Ohio State	6th	9th
Buffalo	6th	113th
Miami	9th	2nd
Colorado State	9th	91st
Vanderbilt	9th	41st
Alabama	11th	41st
Troy	11th	10th
West Virginia	13th	33rd
Navy	14th	102nd
New Mexico	15th	106th

- ▶ To put what Mizzou has done when it comes to not allowing while piling up TFLs, the Tigers have allowed just 119 TFL yards all season. On the flip side, Mizzou has forced 270 TFL yards, 151 more than it has allowed. That is more than an entire full-length football field difference in TFL yards allowed vs. TFL yards forced.

SLOWING THE GROUND GAME

- ▶ Mizzou has held its last three opponents to just 441 total yards rushing (110.3 per game). That is the fewest rushing yards allowed by a Mizzou defense in a four-game span since Sept. 15-Oct. 10, 2015, in games against UConn (77 yards), Kentucky (120), South Carolina (112) and Florida (129) when Mizzou allowed 438.
- ▶ To put Mizzou's four-game stretch into perspective, Mizzou had allowed 1,337 rushing yards through the first six games for an average of 222.8 per content. Mizzou has since cut the production basically in half. For perspective, Mizzou's 110.3 yards per game allowed clip over the last four games would rank ninth nationally.
- ▶ Mizzou's most impressive performance during the current four-game streak was when it came to stopping the run against the Gators. Mizzou limited Florida to just 93 yards on 31 attempts, the sixth-best single-game performance in school history in SEC play. Below is a look.

Opponent	Yds.	Att.	Avg.	Result
Vanderbilt (10/25/14)	44	27	1.6	W, 24-14
at Tennessee (11/22/14)	53	29	1.8	W, 29-21
Florida (10/19/13)	59	31	1.9	W, 36-17
S. Carolina (10/26/13)	75	35	2.1	L, 27-24 (OT)
Vanderbilt (10/16/12)	89	43	2.1	L, 19-15
Florida (11/4/17)	93	31	3.0	W, 41-16

- ▶ Keeping in mind sample size, it is important to note that Mizzou made several personnel changes to help spark the change. Senior DT **A.J. Logan** returned from suspension and at 6-2, 330 pounds, he has teamed with junior DT **Terry Beckner, Jr.**, to give Mizzou a great front against the run. Senior S **Anthony Sherrills** returned from missing two games with concussion protocol and **Kaleb Prewett** moved from linebacker to safety as **Brandon Lee** began to play well at linebacker. Those personnel changes are a key reason why Mizzou has been so effective against the run during its four-game winning streak.
- ▶ It is no surprise that while limiting production on the ground, Mizzou has been holding its opponents off the scoreboard as well. Mizzou has allowed just 49 points over its three-game winning streak, which included a pair of late TDs against second- and third-string defenses. Mizzou is allowing just 16.35 points per game after allowing 45.2 points per game over the first six games.

SPEAKING OF TACKLES FOR LOSS

- ▶ After the last four weeks of play, Mizzou is now 11th nationally and leads the SEC, averaging 7.7 tackles for loss per game. What is particularly amazing about that is Mizzou has just one player - LB **Terrez Hall** - in the national top 50 in tackles for loss. He is 47th with 11.0 through 10 games. Mizzou has 27 different players with a TFL, a national-best, tied with Ohio State and Penn State.

TERRY ON A TEAR

- ▶ Mizzou junior DT **Terry Beckner, Jr.**, is on a tear during Mizzou's win streak, sparking Mizzou's incredible defensive turnaround. The nation's No. 1 overall recruit in 2015 had a career-high six tackles against Idaho while registering a pair of sacks, good for his first career multi-sack game.
- ▶ He followed that game with another dominant performance at UConn when he totaled four tackles, including 2.5 tackles for loss and a sack.
- ▶ Against Florida, Beckner was again disruptive, posting five tackles, with 2.0 TFLs and a sack. As Florida attempted to get back into the game with a last-minute drive inside Mizzou's 10-yard line, Beckner tallied a sack and two TFLs on three consecutive plays to force a field goal and hold the Gators at bay.
- ▶ Over his last five games, Beckner has 4.5 total sacks and 7.0 tackles for loss.
- ▶ Beckner's season was cut short in each of his first two campaigns in Black & Gold, tearing his ACL twice. He is finally fully healthy and is rounding into the player that he was touted as coming out of high school.
- ▶ A freshman All-American in 2015, Beckner is emerging as one of the stars along Mizzou's defensive line.

LOGAN RETURNS

- ▶ A key to **Terry Beckner** getting loose in the last four weeks is the return of senior DT **A.J. Logan**, who missed the first six games of 2017 due to an NCAA suspension.
- ▶ While he doesn't necessarily fill up the stat sheet, he is lauded by Mizzou's coaching staff as one of the most consistent and assignment-sound players on Mizzou's defense, which is a key reason he started 12 games a year ago.
- ▶ Logan tallied 15 tackles (five solo) with 2.0 tackles for loss and a QB hurry last season and is impressive in run defense. He teams with Beckner to give Mizzou a pair of experienced and explosive options on the interior of the defensive line.
- ▶ In his season debut vs. Idaho, he tallied one tackle and it came behind the Idaho line of scrimmage for a loss of two yards. He added a pair of tackles and a TFL vs. Florida.
- ▶ Since his return, Logan has routinely ate up blockers which allowed Mizzou to register 38.0 tackles for loss over the last four weeks of play, including a season-high 12.0 vs. Idaho. The Tigers had 9.0 against UConn, 8.0 vs. Florida and nine vs. Tennessee last time out. Mizzou had just 27.0 in its previous five games combined before Logan's return as he has sparked the play for Mizzou's defensive line.
- ▶ In that span, Mizzou also had 16.0 total sacks. Mizzou had just 11.0 sacks in the season's first six games without Logan.

Freshman RB
Larry Rountree III



Senior RB
Ish Witter



SHOW ME

AN EXPLOSIVE GROUND GAME

- Mizzou's backfield duo of senior **Ish Witter** and **Larry Rountree III** are coming off of a great game at Tennessee. The duo helped the Tigers rush for 433 yards, the most for a Mizzou team since rushing for 469 against Texas Tech in 2003.
- Witter ran for 216 yards, the 11th-best mark in school history, and a score.
- Rountree posted 155, the most by a Mizzou true freshman since **Damarea Crockett** hung 225 on Tennessee a year ago.
- Mizzou had two running backs over 100 yards (Witter, 216; Rountree, 155) for the first time since the Tigers played Tennessee last season (Crockett, 225; Witter, 163).
- During Mizzou's four-game winning streak, Rountree has had 395 rushing yards on 51 carries, averaging 7.7 yards a carry, while finding the end zone four times.
- Meanwhile, Witter has rushed for 415 yards on 60 carries, averaging 6.91 yards a carry, while scoring four touchdowns.

A WIN SATURDAY WOULD

- Give Mizzou a five-game winning streak, its longest since winning six straight en-route to an SEC East title in 2014. It would continue the longest winning streak for head coach Barry Odom.
- Give Mizzou three straight SEC wins for the first time under Odom.
- Be Mizzou's first SEC road win under Coach Odom.
- Move Mizzou to bowl eligible for the first time since 2014 and 32nd time in school history. It would be the first time Mizzou earns bowl eligibility under Coach Odom.
- Make Mizzou just the 14th team in FBS history to start 1-5 and earn bowl eligibility. Mizzou would be just the sixth Power 5 team to accomplish the feat and second SEC team (1983 Ole Miss). Of the 13 teams to earn bowl eligibility after starting 1-5, Appalachian State in 2014 was the only team not invited to a bowl, meaning only 13 have gone from 1-5 to bowling.
- Would make Mizzou the first team since 1976 to have both a five-game losing streak and five-game winning streak in the same season.

A LOOK INSIDE THE TURNAROUND

- After starting 1-5 and now sitting a 5-5, just one win away from bowl eligibility, Mizzou Football's 2017 team is arguably one of the greatest turnaround stories in college football history. Looking at the numbers, it is easy to see why Mizzou has been able to get this thing going:

Stat	First 6 Avg.	Last 4 Avg.	Improvement
Rushing Offense	156.3	254.5	62.8%
Rushing Defense	222.8	110.3	50.5%
Passing Offense	287.2	334.3	19.8%
Passing Defense	275.8	206.3	25.2%
Scoring Offense	27.3	53.8	97.1%
Scoring Defense	42.2	16.5	60.1%
Total Offense	443.5	588.8	32.8%
Total Defense	498.0	316.5	36.4%
Tackles for Loss	6.5	9.5	46%
Sacks	1.8	4.0	122%
Turnover Margin	-10	+4	NA

- The offense has stolen a lot of headlines over the four-game winning streak, with good reason. Mizzou has scored 45 or more points in four-straight games for the first time in school history after hanging 50 on the Vols last week. The Tigers also averaging nearly 600 yards of total offense.
- But as good as the offense has been, the defense has arguably been the key to the turnaround. The Tigers were allowing almost 500 yards and 42 points per game over the first six games, decreasing that to 317 yards per game and just 16.5 points over the last four. Mizzou has 38.0 TFLs, 16.0 sacks and is +4 in the TO margin in that span.

LOCKED IN ON A NEW RECORD?

- Another **Drew Lock** stat worth watching as Mizzou prepares for Vanderbilt is the single-season passing TD mark. Lock has 35 through the first 10 games (3.5 per game). Should he keep that pace, he would pass Mizzou legend Chase Daniel for the most-ever in a regular season at Mizzou. He currently ranks second with his 35. Below is a look:

Player/Rank	Year	TDs
1. Chase Daniel	2008	39
2. Drew Lock	2017	35
3. Chase Daniel	2007	33
Chase Daniel	2006	28
5. Maty Mauk	2014	25

- Lock is also just five TD passes away from tying the SEC single season record of 40, set by Kentucky's Andre Woodson in 2007. Below is a look:

Player/Rank	Year	TDs
1. Andre Woodson (UK)	2007	40
2. Danny Wuerffel (UF)	1996	39
3. Johnny Manziel (A&M)	2013	37
Tim Couch (UK)	1997	37
5. Aaron Murray (UGA)	2012	36
Tim Couch (UK)	1998	36
Peyton Manning (UT)	1997	36
8. Drew Lock (MIZ)	2017	35

LOCK WITH IMPRESSIVE STREAK

- Mizzou junior QB **Drew Lock** has thrown at least three TDs in each of the last six games. He tied Ohio State's J.T Barrett as they are the only two quarterbacks in the country to accomplish that feat this season. Barrett's streak ended last week, throwing just two vs. Michigan State as Lock now owns the nation's longest streak. Below is Lock's game-by-game stats during the streak.

Rank	Att	Comp	%	Yds	TD	Int
Kentucky	42	22	52.4	355	3	0
Georgia	35	15	60.0	253	4	1
Idaho	33	23	69.7	467	6	1
UConn	37	31	83.8	377	5	0
Florida	20	15	75.0	228	3	1
Tennessee	28	13	46.4	217	4	1

- Looking deeper, we looked all the way back to 2000 since CFReference.com began archiving single game passing marks and could not find another SEC QB to throw for at least three TDs in six consecutive games. Florida's Danny Wuerffel (1996), Kentucky's Tim Couch (1997 & 1998) and Tennessee's Peyton Manning (1997) would be the next worth checking.

IMPRESSIVE OFFENSIVE STAT

- On the year, Mizzou is averaging 7.35 yards per play, an incredible number that is impressive without context. Good thing we have context and perspective to make it that much more impressive.
- Since 2008, only one offense ranks better and that was 2010 Auburn when Cam Newton guided the Tigers to 7.37 yards per play. Mizzou also checks in better than Texas A&M's offense in 2013 when it averaged 7.34.
- What makes both of those numbers impressive is that those offenses were led by Heisman Trophy winners (Newton in 2010 and Manziel, who won the year before in 2012).

A 1-2-3 BACKFIELD PUNCH?

- When Mizzou lost sophomore RB **Damarea Crockett** due to an injured shoulder in the Georgia game (he's out for an indefinite time), the Tiger ground attack was supposed to go on the shelf. But senior **Ish Witter** and true freshman **Larry Rountree III** have provided just the opposite effect – Mizzou's ground game has actually become even stronger. Here's a look at Mizzou's rushing averages (as well as Witter/Rountree breakdown) in the first six games versus the last four:

Team	Category	First 6	Last 4
Mizzou	Rush Yds/Gm	156.3	254.5
	Rush Yds/Att	4.9	6.2
	Rush TDs	4	9
	Time/Poss	21:43	28:05

Ish Witter	Category	First 6	Last 4
Ish Witter	Rush Yds/Gm	51.2	103.2
	Rush Yds/Att	5.5	6.9
	Rush TDs	0	4

Larry Rountree III	Category	1st 6	Last 4
Larry Rountree III	Rush Yds/Gm	21.5	98.8
	Rush Yds/Att	4.2	7.7
	Rush TDs	1	4

- Mizzou is coming off of its best rushing performance since 2003 last Saturday against the Volunteers. Mizzou ran for 433 yards, the most since hanging 469 against Texas Tech in 2003, a game that became known in Mizzou lore as 'The Brad Smith Game' when QB Brad Smith ran for 291 yards and five TDs in a 62-31 Mizzou win.
- The ground game last week paved the way for Mizzou's largest SEC win by margin of victory (33 points) since joining the SEC.
- Witter is now over 2,000 yards in his career as well.

SHOW ME

Freshman TE
Albert Okwuegbunam



Junior TE
Kendall Blanton



A TIGHT END PASSING GAME

- Missouri Football's offense, under the direction of second-year OC **Josh Heupel**, has seen a TE renaissance over the last two years.
- Missouri's TE group of senior **Jason Reese**, junior **Kendall Blanton** and freshman **Albert Okwuegbunam** have combined for 25 catches, 441 yards and 11 total scores.
- The 11 TDs caught by the TE group are the most by a Missouri TE group since 2007 when Chase Coffman and Martin Rucker combined for 15.
- Okwuegbunam became the third TE in school history to catch three TDs in a single game earlier this season vs. Idaho. He leads the group with seven scores this season, after adding two more vs. UConn last week.
- Albert O is third nationally among TEs in TD grabs.

INCREDIBLE TURNAROUND?

- While Missouri Football is still hopeful for more wins in its final two games, it is important to note that Missouri's turnaround from a 1-5 start is among the best by an SEC team this century. Since 2000, no team in SEC history that has started 1-5 has finished with more than three wins, meaning Missouri is the first SEC team this century to start 1-5 and get to four wins.
- Looking deeper into that stat, hopefully not jinxing anything, but there have only been 12 teams in the history of college football to start 1-5 and make it to a bowl game. Missouri obviously still has work to do in regards to a bowl, needing to win one of its last two games.
- The only SEC team to ever start 1-5 and qualify for a bowl was the 1983 Ole Miss team that wound up in the Independence Bowl, but lost to Air Force, 9-3. Below is a look:

School	Start	Final	Bowl
Utah State (1993)	1-5	7-5	Las Vegas Bowl (W, 42-33)
Miami OH (2016)	0-6	6-7	St. Petersburg Bowl (L, 17-16)
Texas Tech (2012)	1-5	6-7	Sun Bowl (L, 41-10)
Rutgers (2008)	1-5	8-5	PapaJohns.com Bowl (W, 29-23)
Rice (2012)	1-5	7-6	Armed Forces (W, 33-14)
Rice (2006)	1-5	7-6	New Orleans (W, 41-17)
Pitt (2001)	1-5	7-5	Tangerine (W, 34-19)
Ole Miss (1983)	1-5	6-6	Independence (L, 9-3)
N. Texas (2001)	1-5	5-7	New Orleans Bowl (L, 45-20)
N. Texas (2002)	1-5	8-5	New Orleans Bowl (W, 24-19)
UNC (2013)	1-5	7-6	Belk Bowl (W, 39-17)
FAU (2008)	1-5	7-6	Motor City Bowl (W, 24-21)

OFFENSE HITTING ON ALL CYLINDERS

- The Missouri offense has enjoyed itself the last six weeks, following its bye week after the Auburn game. Since then, Missouri has gone 4-2 overall, but is mere seconds away from being 5-1 in that stretch, counting a six-point loss at Kentucky that wasn't decided until time ran out on the Tigers as they were mounting a potential game-winning drive. In those six games, the offense has acquitted itself nicely, as it has produced more yards and points against every defense it's faced than what those teams are allowing on average for the season. The chart below indicates what each opponent is currently giving up per game on the season, with Missouri's offensive output in that game listed for comparison purposes. The numbers show that Missouri has produced the biggest season output in many categories against the last five foes, including against Georgia, which currently boasts the nation's fifth-ranked defense.

Season Averages	Total Def.	Pass Def.	Rush Def.	Score
at Kentucky	400.1	266.6	133.5	24.9
Missouri Off. Totals	568@	355@	213#	34#

at Georgia	252.1	157.4	94.8	11.9
Missouri Off. Totals	312@	253@	59	28@
Idaho	397.6	233.0	164.6	30.6
Missouri Off. Totals	658@	475@	183	68@
at UConn	548.4	377.8	170.6	38.5
Missouri Off. Totals	583	408	175	52#
Florida	336.6	195.3	165.7	26.0
Missouri Off. Totals	455	228	227	45
Tennessee	387.3	150.0	237.3	25.2
Missouri Off. Totals	659@	226#	433#	50@

@-Highest opponent output this season
#-Second-highest opponent output this season

TIGHT END PASSING GAME

- Missouri's whiplash offensive attack under Offensive Coordinator **Josh Heupel** uses the entire field horizontally and vertically, and in his short time at MU, the tight ends have benefited greatly. Under the direction of TE Coach **Joe Jon Finley**, Missouri boasts a group of big-bodied, strong blocking, and athletic pass catchers who create sizable mismatches all over the field.
- If the first 10 weeks of play are any indication, Missouri's tight ends will continue to loom large in the Tiger offense in 2017. The trio of redshirt freshman **Albert Okwuegbunam** (or Albert O for anyone who has to say it aloud), junior **Kendall Blanton** and senior **Jason Reese** have combined for 25 catches, 441 yards and 11 scores. It's an 10-game sample size of course, but that's a pace for 30 catches, 529 yards and 13 touchdowns.
- The increase in production is no surprise really, as Finley's tight end group played a much bigger role in the passing game in 2016, with a combined 48 catches for 540 yards and five touchdowns. It was the most catches and yards for Missouri's tight ends collectively since 2010, and the most TDs by the group since 2008. Here's a look at the increased production from Missouri's TEs since joining the SEC:

Year	Catches	Yards	TDs
2017 (10 gms)	25	441	11
2016 (12 gms)	48	540	5
2015 (12 gms)	33	276	1
2014 (14 gms)	21	186	1
2013 (14 gms)	9	78	0
2012 (12 gms)	4	27	0

A RETURN TO TIGHT END U

- Missouri's offense established a reputation for producing top-notch TEs, as three different standouts won first-team All-American honors in a span of four seasons from 2007-10. With **Albert Okwuegbunam** emerging as one of the nation's top TE weapons, he's certainly got a chance to continue that proud heritage.
- On the year, he has 15 catches for 193 yards and seven scores, third-most among tight ends nationally.

- Against Idaho, the Springfield, Ill., native caught a career-high four passes for a career-best 57 yards and a school TE record three TD grabs. The only other Missouri tight ends to haul in three TDs in a single game were Chase Coffman in 2007 against Colorado (scores of 25, 23 and five yards) and Dwayne Blakley against Western Michigan in 1999 (scores of four, 10 and seven yards). He followed that performance with a pair of first-quarter redzone TD grabs at UConn, posting eight catches for 91 yards and five scores over those two games.
- Looking at Missouri's impressive runs of TEs, Martin Rucker got the run started when he won consensus first-team All-America status as a senior in 2007, with 84 receptions for 834 yards and eight touchdowns. The next year saw Chase Coffman win the John Mackey Award as the nation's top TE (as well as consensus first-team All-America) when he caught 90 receptions for 987 yards and 10 TDs as a senior. Just two years later, junior Michael Egnew was yet another consensus first-team All-American thanks to a 90-catch, 762-yard, five-TD season.
- And of course, we'd be remiss if we didn't also point out that Missouri is proud to claim one of the game's most transformational TEs ever to play the game – Kellen Winslow – who went on to be a College Football and Pro Football hall of famer. As a senior in 1978, Winslow was a first-team All-American after catching 29 passes for 479 yards and six touchdowns.
- For grins, here's a look at how Albert O's production stacks up with the freshman seasons from those four All-Americana.

Name (Year)	Season	Rec.	Yds.	Avg.	TDs
Kellen Winslow (Fr.)	1975	1	12	12.0	0
Martin Rucker (Fr.)	2004	19	263	13.8	4
Chase Coffman (Fr.)	2005	47	503	10.7	4
Michael Egnew (Fr.)	2008	4	22	5.5	0
Albert O. (Fr.)	2017	15	193	12.9	7

TOUCHDOWNS FOR 10

- Against Florida, two Missouri players – junior TE **Kendall Blanton** and senior RB **Ish Witter** – caught their first touchdown passes of the season. That is of worth note because Missouri now has 10 players this season who have caught a touchdown pass. Missouri is one of only six schools that can make that claim (four in Power 5). Below is a look:

School	Players w/a TD Catch
TCU	12
Oklahoma	11
Missouri	10
Memphis	10
New Mexico State	10
Ohio State	10

Junior DT
Terry Beckner, Jr.



Senior DT
A.J. Logan



SHOW ME

AN EXPLOSIVE PASSING ATTACK

- ▶ Mizzou is the only school with multiple receivers in this top-10 listing of most receptions of 50 yards or more, through games of Nov. 11.
- ▶ Mizzou is one of only three teams in the nation to have five different players catch at least three TD passes this season.
- ▶ Mizzou ranks seventh nationally, averaging 15.77 yards per completion.
- ▶ Mizzou has a national-best 18 plays of 50+ yards.
- ▶ QB **Drew Lock** leads the nation with 13 passes of 50+ yards and six of 60+ yards, also a national-best.
- ▶ WR **Emanuel Hall** ranks third nationally at 22.77 yards per catch.

WE ARE THE THREE AMIGOS!

- ▶ Would you say that Mizzou has a plethora of long-distance threats at the wide receiver position?
- ▶ We sure would, as the starting wideout trio of senior **J'Mon Moore**, junior **Emanuel Hall** and sophomore **Johnathon Johnson** combine to give MU the most explosive threesome in the country, and the stats back that up. When comparing most receptions in 2017 of 50 yards or more, all three Tigers rank among the top eight in the nation, heading into this weekend. Here's the breakdown:

Player/Rank	Year.	+50s
1. Aaron Cephus (Rice)	Fr	6
James Washington (Oklahoma St.)	Sr.	6
3. Keke Coutee (Texas Tech)	Jr.	5
Marquise Brown (Oklahoma)	So.	5
Diontae Johnson (Toledo)	So.	5
James Proche (SMU)	So.	5
Andy Isabella (UMass)	Jr.	5
8. J'Mon Moore (Mizzou)	Sr.	4
Johnathon Johnson (Mizzou)	So.	4
Emanuel Hall (Mizzou)	Jr.	4

seven others tied at eighth with four

- ▶ Mizzou is the only school with multiple receivers in this top-eight listing of most receptions of 50 yards or more, through games of Nov. 11. Mizzou leads the nation with 14 pass plays of 50+ yards (also lead nation with 18 plays of 50+ yards).
- ▶ Mizzou's big-play ability through the air has the Tigers ranked 16th nationally and second in the SEC in passing offense, averaging 306.0 yards per game. Mizzou is seventh nationally and leads the SEC in yards per completion (15.77).

PICKYOUR POISON WITH PASSING ATTACK

- ▶ Heading into the Vanderbilt game, Mizzou could make the claim to having the country's most diverse passing attack, thanks to its five players with at least three receiving touchdowns – one of only three schools nationally through games of Nov. 11 that can make that claim. Here's a look at the details:

Rank	Players with 3 or more receiving TDs
Washington State	7
Mizzou	5
Ohio State	5
Arkansas State	4
Iowa State	4

- ▶ The production is already historical from a program standpoint, as the only other time in Mizzou history it has had five players with at least three receiving touchdowns in a season was in 2011, when five Tigers had 3 or more. Here's a look:

- ▶ 2017 Receiving TDs: Moore (7); Okwuegbunam (7); Hall (4); Johnson (4); Reese (3).
- ▶ 2011 Receiving TDs: Kemp (5); Lucas (5); Moe (4); Egnew (3); Washington (3).

AERIAL ASSAULT

- ▶ After tossing 217 yards and four scores last week vs. Tennessee, Mizzou will look to keep its high-powered pass attack going. Through 10 games, Mizzou ranks second in the SEC and 16th nationally in passing offense, averaging 306.0 yards per contest.
- ▶ The key to Mizzou's offense has been the big-play ability through the air. The Tigers are averaging 15.77 yards per completion, the nation's seventh-best mark and the SEC's best.
- ▶ Mizzou QB **Drew Lock** is second nationally in yards per completion (15.94) while Mizzou has three players ranked in the national top 53 in yards per reception.
- ▶ On the year, Mizzou has a national-leading 18 plays of 50+ yards. Of those 18 plays, nine have gone for 60+ yards as Mizzou's offense continues to be explosive under second-year offensive coordinator **Josh Heupel**.
- ▶ Lock leads the nation with 14 passes of 50+ yards and seven of 60+ yards, also a national-best.

400YARDS ON LOCK

- ▶ Three weeks ago vs. Idaho marked the fourth time that junior QB **Drew Lock** has passed for more than 400 yards. That ties the school record for 400-yard outings by a QB as 2007 Heisman Finalist Chase Daniel also recorded four 400-yard passing games in his career.
- ▶ Lock now owns the first-, fourth- and fifth-ranked passing yardage performances in school history.

MOORE WITH IMPRESSIVE STREAK

- ▶ Entering Saturday's game vs. Vanderbilt Mizzou senior WR **J'Mon Moore** has an impressive streak intact, having caught a pass in 27 consecutive games dating back to 2015. Only 19 active players have longer such streaks, three of which play in the SEC as his streak is the league's fourth-longest active streak.

Year	Team	Games
Allen Lazard	Iowa State	45
James Washington	Oklahoma State	42
Calvin Ridley	Alabama	40
Ryan Yurachek	Marshall	39
Jaylen Samuels	NC State	38
Phil Mayhue	Memphis	37
Christian Kirk	Texas A&M	36
Anthony Miller	Memphis	34
Courtland Sutton	SMU	34
Deon Cain	Clemson	33
KeeSean Johnson	Fresno State	32
Emanuel Thompson	Troy	32

Richie James	Middle Tennessee	31
D.J. Moore	Maryland	31
Cody Thompson	Toledo	30
Malik Turner	Illinois	29
Matt VandeBerg	Iowa	29
Jonathan Duhart	Old Dominion	28
Tavares Martin Jr.	Washington State	27
J'Mon Moore	Missouri	27

THE LONG HALL

- ▶ Junior WR **Emanuel Hall** enjoyed a breakout performance in Mizzou's game at Kentucky (4 receptions, 129 yards, one touchdown), and he continued that by burning a stout Georgia defense with four catches for a career-high 141 yards and two more scores. He added three catches for 80 yards vs. Idaho, including a score, and had five catches for 37 yards last week at UConn.
- ▶ Hall again went over the 100-yard mark for the fourth time in his career and his third time in the last five games against Florida. He hauled in five grabs for 113 yards and had a 50-yard TD overturned into a 49-yard grab that went down to Florida's one-yardline, just shy of another score. It was his second long grab to fall just shy of a TD this season.
- ▶ Last week, Hall exploded for 102 yards on five catches, including a pair of deep scores.
- ▶ Through games of Nov. 11, Hall now ranks fifth in the NCAA in yards per reception, with a 22.77 yards-per-catch average (31 receptions, 706 yards, 6 TDs). To the right is quick look at the national leaders:

Rank	Player (school)	Opponent
1.	Aaron Cephus (Rice)	25.82
2.	DJ Chark (LSU)	24.76
3.	Emanuel Hall (Mizzou)	22.77

QUICK STRIKE

- ▶ At Kentucky, QB **Drew Lock** hooked up with WR **Emanuel Hall** for a 58-yard TD pass on the first play of its final drive before halftime. That was Mizzou's third one-play scoring drive of 2017 and 11th dating back to last season. To put that mark into perspective, Mizzou had 10 total one-play scoring drives from 2013-15, which included seven alone in 2013.
- ▶ Since the beginning of last year when **Josh Heupel** took the reins of the offense, 10 of the 11 one-play drives have been pass plays, five going to senior WR **J'Mon Moore**. Of the 11 one-play drives, seven were of 50+ yards with three of them being of the 70+ yard variety. Sophomore **Johnathon Johnson** has two of the 10 scores as well.

SHOW ME

A DEFENSIVE STAR

—Senior S
Anthony Sherrils

- Senior S **Anthony Sherrils** was named SEC Defensive Player of the Week following Mizou's win over Florida and then turned in a scintillating performance against Tennessee.
- He tallied six tackles, an interception, a forced fumble and a fumble recovery against the Vols. It was his second straight game with an INT and a fumble recovery.
- Since 2000, Mizou has had just four instances in which a player had an INT and a fumble recovery in the same game. Sherrils has accounted for three of them with two in the last two games. He also did so as a sophomore in 2015.
- The only other Mizou player to do it since 2000 was Pig Brown against Illinois in 2007.

SHERRILS WITH RARE ACCOMPLISHMENT

- Senior S **Anthony Sherrils** was named SEC Co-Defensive Player of the Week following a great performance against the Gators two weeks ago. Sherrils was the first Mizou player to earn SEC Defensive Player of the Week since Kentrell Brothers on Sept. 14, 2015. He tallied six tackles and also posted an interception and a fumble recovery in the game, both of which led to Mizou touchdowns.
- He followed that outing with six tackles, an INT, a forced fumble and a fumble recovery vs. Tennessee last week. Since 2000, Mizou has had just four instances in which a player had an INT and a fumble recovery in the same game - Sherrils has now had three of those, including each of the last two games. His other game with an INT and a FR was as a sophomore in a 9-6 win over UConn in 2015.
- The only other player achieve this for Mizou since 2000 was S Cornelius 'Pig' Brown in 2007 vs. Illinois.

TEREZ APPROACHING RAREFIED AIR

- On the year, Mizou junior LB **Terez Hall** is closing in on a unique accomplishment. With 11.0 tackles for loss on the year, he is currently tied for second in the SEC in that category. He also has more TFLs than any Mizou linebacker since Kentrell Brothers had 12.0 in 2015. His next TFL will give him the most at Mizou by a linebacker since 2009 when Sean Weatherspoon had 15.0. In 2009, Both Brothers and Weatherspoon are playing in the NFL as Hall's production matches some of the best in school history.
- Hall had a coming out party over the last six weeks as his play has turned the heads of college football pundits across the nation. While those around Mizou have become accustomed to seeing Hall making plays all over the field, he shined in front of the national audience at Kentucky, totaling a career-high 12 tackles (10 solo) with a career-high 2.5 tackles for loss and a pass break-up.
- Hall followed that performance with a 10-tackle outing at No. 4 Georgia, posting 1.5 tackles for loss as well.

- He followed with three tackles and a half TFL against Idaho after sitting out much of the second half as Mizou rested its starters in the victory. He added four stops with another TFL at UConn.
- He was incredible vs. Florida, posting a game-high 11 tackles with 1.5 tackles for loss and a PBU.
- He added four stops vs. Tennessee last weekend.

GARRETT A TACKLING MACHINE

- While **Terez Hall** is stealing many of the headlines on the Tiger defense, sophomore MLB **Cale Garrett** has been as consistent as they come as he is quietly putting together a solid season.
- Garrett leads the team with 73 tackles and has chipped in 6.0 tackles for loss, two sacks, two interceptions and a fumble recovery.
- Against Kentucky, Garrett registered six total tackles with a TFL and his first interception of the season.
- At Georgia, Garrett matched a career-high with 12 tackles and pulled in an INT for the second consecutive game for the first time in his career. He returned the INT 21 yards to the UGA five which led to a game-tying score for Mizou. The INT was an acrobatic, one-handed grab as he read an underneath route to a TE and reached out to grab the Jake Fromm pass.
- Garrett tallied his fifth sack of the season to go along with a QBH and a team-high six tackles at UConn.
- Garrett added eight against Florida, including six solo stops.
- Garrett led Mizou with six solo tackles and a TFL vs. Tennessee last weekend.

SHOW ME

A LEADER AT LINEBACKER

- Junior LB **Terez Hall** is a tackling machine and has emerged as one of the leaders on the Mizou defense.
- Hall is now tied for the SEC lead with 11.0 tackles for loss this season. His next TFL will give him the most for a Mizou player since Sean Weatherspoon in 2009.
- Hall also posted a game-high 11 tackles with 1.5 TFLs against Florida as he had developed into one of the top linebackers in the SEC.

ODOM ERA TRENDS

ODOM ERA	RECORD
Home	8-6
Road	1-7
Neutral	0-0
Natural Grass	1-5
Artificial Surface	8-5
Day Games	6-7
Night Games	3-6
Televised Games	9-13
Vs. AP Ranked Opponents	0-4
September	3-5
October	2-6
November	4-2
Leading at Halftime	7-0
Trailing at Halftime	1-13
Tied at Halftime	1-0
Scoring First	6-3
Opponent Scoring First	3-10
Score < 20 Points	0-6
Score > 20 Points	8-6
Score 30+ Points	6-3
Score 40+ Points	7-1
Opponent Scores < 20 Points	4-0
Opponent Scores > 20 Points	5-10
Opponent Scores 30+ Points	1-8
Opponent Scores 40+ Points	1-7
Gain < 20 First Downs	1-5
Gain 20+ First Downs	8-8
Opponent Gains < 20 First Downs	5-0
Opponent Gains 20+ First Downs	4-13
More Rushing Yards Than Opponent	8-4
Fewer Rushing Yards Than Opponent	1-9
Rush < 100 Yards	0-4
Rush For 100+ Yards	9-9
Opponent Rushes For < 100 Yards	3-0
Opponent Rushes For 100+ Yards	6-13
More Passing Yards Than Opponent	8-8
Fewer Passing Yards Than Opponent	1-5
Pass For < 200 Yards	0-4
Pass For 200+ Yards	9-9
Opponent Passes For < 200 Yards	2-1
Opponent Passes For 200+ Yards	7-12
More Total Yards Than Opponent	8-6
Fewer Total Yards Than Opponent	1-7
Gain < 300 Total Yards	0-2
Gain 300+ Total Yards	9-11
Opponent Gains < 300 Total Yards	3-0
Opponent Gains 300+ Total Yards	6-13
Commit No Turnovers	2-1
Commit < 3 Turnovers	7-7
Commit 3+ Turnovers	1-7
Force < 3 Turnovers	7-11
Force 3+ Turnovers	2-2
Commit < 6 Penalties	1-5
Commit 6+ Penalties	8-5
3rd Down % < 25	0-1
3rd Down % 25-49	2-12
3rd Down % 50+	7-0
Opponent 3rd Down % < 25	1-0
Opponent 3rd Down % 25-49	5-6
Opponent 3rd Down % 50+	3-7
Trail Time of Possession	8-12
Lead Time of Possession	1-1
Overtime Games	0-0



Junior RT
Paul Adams



Junior G
Kevin Pendleton

SHOWOME

A STACKED OFFENSIVE LINE

- Mizzou's projected starting O-line averages 6-foot-5.5 and 326 pounds.
- To put that mark into perspective, the NFL's Kansas City Chiefs, who are right down I-70 about two hours from Columbia, average 6-foot-6 and 316 pounds as Mizzou's offensive line checks in at about the same average height and about 10 more pounds per player.
- The group boasts 60 career starts and all seven O-linemen who made starts a year ago.
- Mizzou leads the nation in tackles for loss allowed (2.70 per game) after leading the nation in that category a year ago with the best mark in FBS history (2.92). Mizzou is ahead of that pace this year.
- Mizzou also ranks ninth nationally and second in the SEC in sacks allowed, having surrendered just 9.0 all year.

DIFFERENT LOOK FOR O-LINE

- What a year a difference makes for the Tiger offensive line. Going into **Barry Odom's** first season as head coach in 2016, the Tigers featured the nation's least experienced offensive line, with a collective three career starts on the roster (all by **Alec Abeln** in 2015). Despite the new faces and the uncertainty in a brand new **Josh Heupel** scheme, MU's offensive line was a revelation as it developed under the guidance of OL Coach **Glen Elarbee** into one of the nation's best.
- Heading into 2017, the line presented a completely different feel. Elarbee's group returned all 60 starts from last year, and all seven players who started at least once in 2016 – a stark contrast to the meager total of three returning career starts going into last season.
- Physically, the line cuts a collective imposing figure. If the Tigers take the field with the projected starting five up front of senior LT **Tyler Howell**, junior LG **Kevin Pendleton**, redshirt freshman C **Trystan Castillo**, sophomore RG **Tre'Vour Simms** and junior RT **Paul Adams**, they would average 6-foot-5.5 and 326 pounds per man. Here's a look:

Pos.-Name (Year)	Ht.	Wt	Career Starts
LT – Yasir Durant	6-7	340	7
LG – Kevin Pendleton (Jr.)	6-4	330	21
C – Trystan Castillo (RS-Fr.)	6-4	315	10*
RG – Tre'Vour Simms (So.)	6-5	340	10*
RT – Paul Adams (Jr.)	6-6	315	22*

* - denotes started every game in 2017

- Adams turned in an outstanding sophomore season as a first-time starter in 2016. According to Pro Football Focus, he ranked ninth nationally among all tackles in highest pass block efficiency, at 98.6%, which was the best mark among SEC tackles.
- Coaches always preach about the importance of depth, and the Tigers have that luxury on the front line in 2017, as four players can come off the bench who have started previously, including senior C/G **Alec Abeln** (9 career starts), junior T/G **Samson Bailey** (9), senior G **Adam Ploudre** (8) and sophomore C **Jonah Dubinski** (2).
- Dubinski is a former walk-on who earned a scholarship during the early stages of fall camp after being a key cog up front for the Tigers. He earned a pair of starts later in 2016 and has spent plenty of time running in the two deep at center during fall camp.

MIZZOU AGAIN LIMITING NEGATIVE PLAYS

- Mizzou led the nation in tackles for loss allowed last season, allowing just 2.92 per game, the lowest mark in FBS since the NCAA began archiving the stat. Mizzou is off to a similar start this year, allowing just 27.0 total TFLs through the first 10 games (2.70 per game), the nation's

best mark. To put that mark into perspective, Mizzou has 77.0 tackles for loss through 10 weeks, more than twice as many as it has allowed.

- A big key to that is Mizzou's offensive line, which has thrived under second-year OL coach **Glen Elarbee**. The group checks in as the biggest in the SEC, averaging 6-5.5 and 326 pounds. The Kansas City Chiefs offensive line averages 6-6 and 316 to offer a little perspective.
- The group has allowed just 9.0 sacks this season, a mark that ranks seventh in FBS and second in the SEC. Last year, Mizzou allowed just 14 sacks (1.15 per game), 16th-best in the NCAA, the best in the SEC and fourth among Power 5 teams.

HISTORICAL NIGHT FOR THE LONG BALL

- Mizzou's passing game got untracked following Mizzou's bye week at Kentucky, as it rolled to a 355-yard output and three touchdowns – all season mosts for an opponent against the Cats.
- The scoring strikes all came from long distance, and went from QB **Drew Lock** to three different receivers, with all three coming from 50 yards out or longer. That marked just the second time in Mizzou history (first time ever against an FBS opponent) it had three touchdown passes of 50 yards or longer in a single game, and it was also the most 50-yard scoring plays overall by a Tiger team since 1942, when Mizzou had four scores of 50 yards or more against Iowa State. In that game, MU had rushing TDs of 77, 64 and 57 yards and tacked on a 77-yard scoring through the air in a 45-6 victory.
- Here's a rundown of the long-distance scores in 2017.

Yds	Type	Players	Opponent
75-TD	Pass	J. Johnson from D. Lock	at Kentucky
72-TD	Pass	J. Johnson from D. Lock	at UConn
65-TD	Pass	J. Johnson from D. Lock	Missouri State
63-TD	Pass	E. Hall from D. Lock	at Georgia
63-TD	Pass	E. Hall from D. Lock	at Georgia
61-TD	Pass	J. Reese from D. Lock	South Carolina
58-TD	Pass	E. Hall from D. Lock	at Kentucky
50-TD	Pass	J. Moore from D. Lock	at Kentucky
50-TD	Pass	J. Moore from D. Lock	Missouri State
50-TD	Pass	J. Moore from D. Lock	Missouri State
50-TD	Pass	E. Hall from D. Lock	Tennessee

- Keep in mind that these are just scoring plays. Mizzou leads the nation in passing plays of 50+ yards with 14 as three of the 14 did not end up in scores.
- The next-best team on the list nationally is West Virginia with 12 while the next-best SEC team is Auburn with 10.

SHOWOME

THE LONG HALL

- Junior WR **Emanuel Hall** is third nationally in yards per catch and has emerged as one of the nation's top deep ball threats with six TDs, four of which have come from 50+ yards out.
- He has done the bulk of his damage over the last six games, posting 602 yards on just 26 catches (23.15 per catch) with all six of his scores.
- He had a pair of TDs last week vs. Tennessee.



MEDIA PROCEDURES

MONDAY

11:30 a.m. – Head Coach Barry Odom press conference – Onofrio Team Room (MATC)...

12:15 p.m. – Offensive Coordinator Josh Heupel press conference – Onofrio Team Room (MATC)...

12:30 p.m. – Lunch available for media in Sells Family Dining Hall (MATC)...

TUESDAY

Post practice (5:30-5:45 p.m. approximately) – Requested and approved student-athletes/assistant coaches – Kadlec Athletic Fields (MATC)...

Please turn in athlete/coach requests to Chad Moller by 9 a.m. on Monday...

WEDNESDAY

11:10 a.m. - Barry Odom on SEC Coaches' Weekly Teleconference

GAME CREDENTIALING

Credentials for the Mizzou 2017 home season may be requested online at www.mutigers.com. On the front page, mouse over the "Athletics" link, and click on the "Media Center" link to access the password-protected credentialing site. Password information can be obtained by contacting Kevin Fletcher (fletcherk@missouri.edu).

MIZZOU STRATEGIC COMMUNICATIONS

Chad Moller - Associate Athletics Director
(W) 573/882-0712 (Cell) 573-268-3110

Shawn Davis - Assistant Director
(W) 573/882-0711 (Cell) 573-268-4275

RJ Layton - Assistant Director
(W) 573/882-7826 (Cell) 765-491-5348
Faurot Press Box-573/882-7311 or 7312

#MIZZOU MADE IN NFL

Evan Boehm	Arizona Cardinals	Center
Beau Brinkley	Tennessee Titans	Long Snapper
Justin Britt	Seattle Seahawks	Center
Kentrell Brothers	Minnesota Vikings	Linebacker
Sean Culkin	Los Angeles Chargers	Tight End
Chase Daniel	New Orleans Saints	Quarterback
Kony Ealy	New York Jets	Defensive End
Blaine Gabbert	Arizona Cardinals	Quarterback
E.J. Gaines	Buffalo Bills	Cornerback
Markus Golden	Arizona Cardinals	Linebacker
Russell Hansbrough	Tampa Bay Bucs	Running Back
Charles Harris	Miami Dolphins	Defensive End
Rickey Hatley	Kansas City Chiefs	Defensive Tackle
Ziggy Hood	Washington Redskins	Nose Tackle
Jeremy Maclin	Baltimore Ravens	Wide Receiver
Connor McGovern	Denver Broncos	Guard
Mitch Morse	Kansas City Chiefs	Center
Marcus Murphy	New York Jets	Running Back
Donavin Newsom	San Francisco 49ers	Linebacker
Shane Ray	Denver Broncos	Linebacker
Sheldon Richardson	Seattle Seahawks	Defensive Tackle
Aldon Smith	Oakland Raiders	Linebacker
Jacques Smith	Tampa Bay Buccaneers	Defensive End
Sean Weatherspoon	Atlanta Falcons	Linebacker



Senior DE
Jordan Harold

SHOW ME

OH CAPTAIN, MY CAPTAIN

- One of the best stories on the team in 2017 comes from RS senior DE **Jordan Harold**. After not getting a single Division I offer out of high school, Harold wound up at Division II powerhouse Northwest Missouri State but wanted to play Division I, so he transferred to Mizzou as a walk-on.
- Harold, who is without a doubt one of the team's hardest workers, earned a starting spot last year and was named a team captain in 2017.
- On the year, Harold has 24 tackles and has added 3.0 tackles for loss, a sack and two QBHs.

FLOAT IT LIKE FATONY

- When Mizzou's offense can't get into scoring position, it knows it has a reliable partner with its punt game, led by junior P **Corey Fatony**, to help the Tigers maintain field position. Through 10 games, Fatony is among the nation's best flippers of the field, as he ranks fifth nationally in individual punting, with his season average of 46.0 yards per kick.
- On the season, Mizzou ranks No. 3 nationally through 10 weeks in team net punting, with an average of 43.44, which leads the SEC. Fourteen of Fatony's punts have gone for 50 yards or more, with 11 fair catches and 18 punts inside the 20-yardline. He had four inside the 20 at Georgia.
- After 10 games, Mizzou is averaging just 3.43 yards per punt return this season, ranking 15th nationally and third in the SEC.
- Mizzou has allowed just 24 total return yards on 41 punts this season, averaging just 0.59 yards per punt.
- The longest punt return against the Tigers this year was a 16-yarder by Florida.
- Mizzou did not allow a return yard against South Carolina, limited Purdue to -1 yard and allowed just one to Auburn.
- Mizzou did not allow a punt return in three straight games before allowing one punt return for just three yards at UConn.


SERIES VS. VANDERBILT

- Saturday will mark the 10th all-time gridiron meeting between Mizzou and Vanderbilt, with the Tigers holding a 5-3-1 edge in the previous nine matchups. Mizzou has won three of the last four meetings overall, including a 26-17 game last season in Columbia which gave Head Coach Barry Odom his first-ever SEC win. Mizzou's last appearance in Nashville went Vandy's way, as the Commodores won a defensive battle by a 10-3 score in 2015. Prior to that, the Tigers downed Vanderbilt on their way to consecutive SEC Eastern Division titles in 2013 (51-28 in Nashville) and 2014 (24-14 in Columbia).

SHOW ME

JUST GIVE HIM THE RAY GUY AWARD

- Junior P **Corey Fatony** ranks fifth nationally in punting, averaging 46.0 yards per punt.
- Fatony has Mizzou ranked third nationally in net punting, allowing just 24 return yards on 341 punts this season.
- While many judge a punter on yards per kick, it is Fatony's ability to float the ball, allowing his team to get under while still booming the ball that should likely allow him to pursue a punting career at the next level.





#3 DREW LOCK
Lee's Summit, Mo. // Lee's Summit HS
Junior // 6-4 // 225

QB

NOTABLES ON QB DREW LOCK - 2017 TEAM CAPTAIN

Had a 467-yard, six-touchdown performance against Idaho (10/21)... The 467 yards are the fourth-most in school history and he now owns three of the top five single-game passing marks... His six TDs were also the second-most at Mizzou... Followed that with Mizzou's third-best completion percentage performance at UConn (10/28), going 31-for-37 (83.8 percent) for 377 yards, five TDs and no picks... Went 15-for-20 for 228 yards and three more scores vs. Florida (11/4)... His 210.26 QB rating was his best ever against an SEC opponent... Threw four touchdowns vs. Tennessee (11/11)... That pushed his total to 35 on the season, which surpasses Chase Daniel (33 - 2007) for second-most in a single season in Mizzou history. Lock now only trails Daniel's 2008 total of 399 touchdown passes... Has now thrown for three or more touchdown passes in six-straight games, a feat that has not been done by an SEC QB since at least 2008... Has 27 touchdowns and just five interceptions while passing for 2,113 yards on 142-of-224 (63.4 percent) over his last seven games... Moved his career passing yards total to 7,743, the third-most in school history... Has thrown for 62 career touchdowns, second-most in program history... Leads the nation in passing TDs (35), is second nationally in yards per completion (15.94), sixth nationally in points responsible for (216) and is 10th in passing yards (3,012) and passing yards per game (301.2)... He's first or second in the SEC in virtually every passing category.

LOCK'S CAREER STATISTICS																					
Year	GP	Comp	Att	Int	Yds	TD	Long	Pct	Avg/P	Avg/G	Carries	Yds	TD	Long	Avg/C	Avg/G	Tot. Off.	Rush	Pass	Total	Avg/G
2015	12	129	263	8	1332	4	78	49	5.1	111.0	52	28	1	33	0.5	2.3	12 GP	28	1332	1360	113.3
2016	12	237	434	10	3399	23	87	55	7.8	283.3	52	123	1	24	2.4	10.3	12 GP	123	3399	3522	293.5
2017	10	189	318	10	3012	35	75	59	9.5	301.2	29	48	1	12	1.7	4.8	10 GP	48	3012	3060	306.0
Total	34	555	1015	28	7743	62	87	55	7.6	227.7	133	199	3	33	1.5	5.9	32 GP	199	7743	7942	233.6

CAREER HIGHS

Rush Attempts: 29 vs. MTSU (10/22/16) **Catches:** 1, five times
Rush Yds: 225 at Tennessee (11/16/16) **Yards:** 19 vs. Auburn (9/23/17)
Rush TDs: 4 vs. Delaware St. (9/24/16) **TDs:** 1 vs. Auburn (9/23/17)
Long: 73 vs. MO St. (9/27/17) **Long:** 19 vs. Auburn (9/23/17)

SEASON HIGHS

Rush Attempts: 18 twice, last vs. USC (9/9) **Catches:** 1, twice
Rush Yds: 202 vs. MO St. (9/2/17) **Yards:** 19 vs. Auburn (9/23/17)
Rush TDs: 2 vs. MO St. (9/2/17) **TDs:** 1 vs. Auburn (9/23/17)
Long: 73 vs. MO St. (9/2/17) **Long:** 19 vs. Auburn (9/23/17)

NOTABLES ON RB DAMAREA CROCKETT

Debuted in 2017 with a 202-yard performance that included a pair of scores and an 11.2-yards-per-carry average vs. Missouri State (9/2)... He became the first Mizzou player ever to rush for 200 yards in back-to-back games after he closed his season against Tennessee a year ago with 226 yards... Also had a career-long 73-yard run that would have been a 74-yard TD run had he not been flagged for diving into the endzone at the 1-yardline... Followed with 97 yards on 18 carries vs. South Carolina... Posted 19 yards on 10 carries against Purdue (9/16)... Followed that with 57 yards on 13 carries against No. 15 Auburn (9/23)
 Ran for 74 yards on 12 attempts (6.2 avg.) at Kentucky (10/7)... 32 yards on nine carries at Georgia (10/14)... Did not play against Idaho (10/21) due to injury and had surgery last week to repair hurt shoulder
 Set Mizzou freshman records for rushing yards in a season (1,062), rushing yards in a single game (225), rushing touchdowns in a season (10) and tied the school record with four rushing TDs in a single game vs. Middle Tennessee (10/22)
 Finished the 2016 season ranked sixth in the SEC in rushing yards per game (105.8), tops among SEC freshmen Was the first SEC true freshman to rush for more than 1,000 yards since Georgia's Nick Chubb and LSU's Leonard Fournette did so in 2014... He was also Mizzou's first 1,000-yard rusher since Russell Hansbrough in 2014

CROCKETT'S CAREER STATISTICS

Year	GP	Att	Yards	TD	Long	Avg/C	Avg/G	Catches	Yards	TD	Long	Rec/G	Avg/C	Avg/G
2016	11	153	1062	10	39	6.9	96.5	5	14	0	9	0.5	2.8	1.3
2017	6	80	481	2	73	6.0	80.2	4	35	1	19	0.7	8.8	5.8
Total	17	233	1543	12	73	6.6	90.8	9	49	1	19	0.5	5.4	2.9

CAREER HIGHS

Rush Attempts: 31 at Tennessee (11/19/16) **Catches:** 5 vs. Florida (10/10/15)
Rush Yds: 216 vs. Tennessee (11/11/17) **Yards:** 57 vs. BYU (11/14/15)
Rush TDs: 2, twice **TDs:** 1 vs. Florida (11/14/17)
Long: 52 vs. Tennessee (11/11/17) **Long:** 49 vs. BYU (11/14/15)

SEASON HIGHS

Rush Attempts: 24 vs. Tennessee (11/11/17) **Catches:** 3 at UK (10/7/17)
Rush Yds: 216 vs. Tennessee (11/11/17) **Yards:** 25 at UConn (10/28/17)
Rush TDs: 2 vs. Idaho (10/21/17) **TDs:** 1 vs. Florida (11/14/17)
Long: 52 vs. Tennessee (11/11/17) **Long:** 22 at UConn (10/28/17)

NOTABLES ON RB ISH WITTER

Enjoyed the best game of his career on senior night vs. Tennessee (11/11)... Set a career-high in rushing with 216 yards on 24 attempts, a career-best average of 9.0 yards per carry, it was also his first game of 200+ rushing yards... Surpassed 2,000 career rushing yards in the win... He has now rushed for 2,089 yards in his career, which ranks 13th all-time in Mizzou history
 Earned praise from Coach Odom for his performance against Florida (11/4)... Ran for 83 yards on 17 carries while hauling in a 15-yard TD grab in the 45-16 win... It was his first career TD catch
 Nine rushes for 41 yards vs. Idaho (10/21)... Followed that with 10 rushes for 73 yards and a score at UConn (10/28)... Also added three catches for 25 yards in that game
 Had one of the best games of his career at Kentucky (10/7), rushing for a season-high 139 yards, the second-most of his career, on just 17 carries (8.2 average) and also caught three passes for 24 yards, finishing with 163 yards of total offense
 Had 41 yards on eight carries, including a long of 15 yards vs. Missouri State (9/2) and followed with a season-high 72 yards on 12 carries against South Carolina (9/9)

WITTER'S CAREER STATISTICS

Year	GP	Att	Yards	TD	Long	Avg/C	Avg/G	Catches	Yards	TD	Long	Rec/G	Avg/C	Avg/G
2014	12	27	101	1	16	3.7	8.4	0	0	0	0	0.0	0.0	0.0
2015	12	126	518	1	27	4.2	43.2	15	143	0	49	1.3	9.5	11.9
2016	12	162	750	6	75	4.6	62.5	7	50	0	19	0.6	7.1	4.2
2017	10	116	720	4	52	6.2	72.0	11	87	1	22	1.1	9.9	8.7
Total	46	431	2089	12	52	4.8	45.4	33	280	1	49	0.7	8.5	6.1

CAREER HIGHS

Catches: 11 vs. Idaho (10/21/17) **Rush Attempts:** NA
Yards: 198 vs. UGA (9/16/16) **Rush Yds:** NA
TDs: 4 vs. Delaware State (9/24/16) **Rush TDs:** 1 vs. Arkansas (11/25/16)
Long: 82 vs. Vanderbilt (11/12/16) **Long:** NA

SEASON HIGHS

Catches: 11 vs. Idaho (10/21/17) **Rush Attempts:** TBD
Yards: 187 vs. MO St. (9/2/17) **Rush Yds:** TBD
TDs: 2 vs. MO St. (9/2/17) **Rush TDs:** TBD
Long: 52 vs. MO St. (9/2/17) **Long:** TBD

NOTABLES ON WR J'MON MOORE - PRESEASON ALL-SEC SECONDTEAM (COACHES)

Posted a career-best 11 catches for 174 yards and a score against Idaho (10/21)... 11 catches were the most for a Mizzou player since 2014... Hauled in eight catches for 96 yards and a pair of scores at UConn (10/28)
 Caught three passes for 39 yards and a TD vs. Tennessee (11/11)... Setting a new career high for touchdowns in a single season, with nine... Now ranks sixth all-time in career receiving yards at Mizzou (2,174) and fourth in career receiving TDs (20)
 Hauled in a then season-high seven catches for 86 yards and a 50-yard TD at Kentucky (10/7)... Added one catch for eight yards at UGA (10/14)... Posted five catches for 64 yards and a TD vs. Florida (11/4)... Has caught a pass in 25 consecutive games - only 20 players nationally have a longer active streak
 Caught four passes for 187 yards and two scores vs. Missouri State (9/2)... It was the second-best game in his career, trailing only his 196-yard performance against Georgia in 2016... Flew the Texas State Flag to honor those from his hometown of Houston (Missouri City, Texas) who have suffered with flooding caused by Hurricane Harvey

MOORE'S CAREER STATISTICS

Year	GP	Catches	Yards	TD	Long	Rec/G	Avg/C	Avg/G	Rush Att	Yards	TD	Long	Avg/C	Avg/G
2014	12	2	33	0	17	0.2	16.5	2.8	0	0	0	0	0.0	0.0
2015	12	29	350	3	32	2.4	12.1	29.2	0	0	0	0	0.0	0.0
2016	12	62	1012	8	82	5.2	16.3	84.3	0	0	1	0	NaN	0.0
2017	10	47	779	9	52	4.7	16.6	77.9	0	0	0	0	0.0	0.0
Total	46	140	2174	20	82	3.0	15.5	46.3	0	0	1	0	NaN	0.0

CAREER HIGHS

Catches: 10 vs. Auburn (9/23/17) **Rush Attempts:** 2 vs. Arkansas (11/25/16)
Yards: 128 at UConn (10/28/17) **Rush Yds:** 81 vs. Arkansas (11/25/16)
TDs: 2 vs. MO St. (9/2/17) **Rush TDs:** NA
Long: 87 vs. EMU (9/10/16) **Long:** 82 vs. Arkansas (11/25/16)

SEASON HIGHS

Catches: 10 vs. Auburn (9/23/17) **Rush Attempts:** 1 at Georgia (10/14/17)
Yards: 128 at UConn (10/28/17) **Rush Yds:** 0 at Georgia (10/14/17)
TDs: 2 vs. MO St. (9/2/17) **Rush TDs:** TBD
Long: 75 at UK (10/7/17) **Long:** 0 at Georgia (10/14/17)

NOTABLES ON WR JOHNSON

Tallied a career-high 128 yards on five catches with a 72-yard score at UConn (10/28)... Added two catches for 28 yards against Florida (11/4)... Hauled in two catches for 41 yards and a touchdown vs. Tennessee (11/11), his fifth TD of the season
 Posted 97 yards on just six catches and has a season-long 75-yard score at Kentucky (10/7)... Added two catches for 27 yards at Georgia (10/14)... Had an acrobatic 50-yard catch against Idaho (10/21)
 Pulled in a career-high 10 catches, the most for a Mizzou player since 2014, and amassed 85 yards against Auburn (9/23)
 Scored on the first play of Mizzou's season (the first time that has been accomplished at Mizzou), taking a 65-yard out pass to the house... That was part of a five-catch, 116-yard performance that included a pair of scores... His 116 yards were a career-high... Also returned one punt for 10 yards
 Finished 2016 averaging 17.6 yards per touch and was a big play threat for Mizzou all season, posting Mizzou's longest rush, catch, kick return and punt return on the season... His 435 receiving yards are the fourth-most ever by a Mizzou freshman... Added 114 yards on just four rushes on the year and boasted Mizzou's only punt return TD on the season

JOHNSON'S CAREER STATISTICS

Year	GP	Catches	Yards	TD	Long	Rec/G	Avg/C	Avg/G	Rush Att	Yards	TD	Long	Avg/C	Avg/G
2016	12	24	435	2	87	2.0	18.1	36.3	4	114	0	82	28.5	9.5
2017	10	36	604	5	75	3.6	16.8	60.4	1	0	0	0	0.0	0.0
Total	22	60	1039	7	87	2.7	17.3	47.2	5	114	0	82	22.8	5.4

CAREER HIGHS

Catches: 7 vs. Delaware St. (9/24/16) **Rush Attempts:** NA
Yards: 141 at Georgia (10/14/17) **Rush Yds:** NA
TDs: 2, twice (11/11/17) **Rush TDs:** NA
Long: 63 at Georgia (10/14/17) **Long:** 63 at Georgia (10/14/17)

SEASON HIGHS

Catches: 5, three times (11/11/17) **Rush Attempts:** TBD
Yards: 141 at Georgia (10/14/17) **Rush Yds:** TBD
TDs: 2, twice (11/11/17) **Rush TDs:** TBD
Long: 63 at Georgia (10/14/17) **Long:** TBD

NOTABLES ON WR EMANUEL HALL

Caught a season-best five passes for 102 yards vs. Tennessee (11/11) his fifth career 100-yard game and fourth in the last six games... Pulled in two touchdowns against the Vols as well, matching the career-high set previously at Georgia (10/14)
 Three catches for 80 yards and a TD vs. Idaho (10/21)... Added a season-high five catches for 37 yards at UConn (10/28)... Hauled in a game-high five catches for 113 yards vs. Florida (11/4)
 Has 21 catches for 489 yards and six scores over his last five games and is third nationally in yards per catch (22.77)... Hauled in four passes for 141 yards and two scores, both career-highs, at Georgia (10/14)
 Was an impact player in his first start of 2017, hauling in a then career-high 129 receiving yards on just four catches, including a 58-yard TD score that got Mizzou back into the game right before the half at Kentucky (10/7)
 Hauled in a pair of passes for 38 yards, including a long of 19 yards that included an ankle-breaking juke, in the season opener vs. Missouri State (9/2)
 Recorded a season-best three catches and piled up 66 receiving yards, including a 38-yard reception to set up a field goal in the second half vs. South Carolina (9/9)
 Hurt his shoulder early against Purdue and was sidelined for much of the game (9/16)... Did not register a catch against Auburn (9/23)

HALL'S CAREER STATISTICS

Year	GP	Catches	Yards	TD	Long	Rec/G	Avg/C	Avg/G	Rush Att	Yards	TD	Long	Avg/C	Avg/G
2015	11	8	64	0	14	0.7	8.0	5.8	0	0	0	0	0.0	0.0
2016	12	19	307	2	49	1.6	16.2	25.6	0	0	0	0	0.0	0.0
2017	9	31	706	6	63	3.4	22.8	78.4	0	0	0	0	0.0	0.0
Total	32	58	1077	8	63	1.8	18.6	33.7	0	0	0	0	0.0	0.0

#17 RICHAUD FLOYD

Gulfport, Miss. // Gulfport HS
RS Sophomore // 5-11 // 190



WR

CAREER HIGHS

Catches: 4 at UConn (10/28/17)
Yards: 43 at UConn (10/28/17)
TDs: 1 vs. Idaho (10/21)
Long: 37 at USC (11/05/16)

Rush Attempts: 1 vs. Arkansas (11/25/16)
Rush Yds: 5 vs. Arkansas (11/25/16)
Rush TDs: NA
Long: 5 vs. Arkansas (11/25/16)

SEASON HIGHS

Catches: 4 at UConn (10/28/17)
Yards: 43 at UConn (10/28/17)
TDs: 1 vs. Idaho (10/21)
Long: 23 vs. MO St. (9/2/17)

Rush Attempts: TBD
Rush Yds: TBD
Rush TDs: TBD
Long: TBD

NOTABLES WR RICHAUD FLOYD

Pulled in a career-high four catches for a career-high 43 yards at UConn (10/28) ... One catch for three yards vs. Florida (11/4) ... Added one catch for seven yards vs. Tennessee (11/11) Had a career-best performance against Idaho (10/21), returning a punt for 85 yards and a score, Mizzou's longest punt return TD since 1960, and caught an 18-yard TD as he had a career-best two scores in the win Caught two passes for 35 yards, including a long of 23, vs. Missouri State (9/2) Posted a pair of catches for 14 yards vs. Auburn (9/23) ... Added one catch for 16 yards on a perfect back-shoulder throw and catch from Drew Lock in the third quarter at Kentucky (10/7) ... Had one catch for four yards at Georgia (10/14) Exciting prospect at receiver who is coming off an impressive showing during spring ball ... Can line up all over, but will likely contribute most in the slot, where he should see plenty of snaps in the fall Led all Tigers in the Black & Gold Spring Game with four receptions for 50 yards

FLOYD'S CAREER STATISTICS

Year	GP	Catches	Yards	TD	Long	Rec/G	Avg/C	Avg/G	Rush Att	Yards	TD	Long	Avg/C	Avg.G
2016	9	4	94	0	37	0.4	23.5	10.4	1	5	0	5	5.0	0.6
2017	10	13	140	1	23	1.3	10.8	14.0	0	0	0	0	0.0	0.0
Total	19	17	234	1	37	0.9	13.8	12.3	1	5	0	5	5.0	0.4

#18 DOMINIC COLLINS

Lake Forest, Calif. // El Toro HS // Saddleback CC
Senior // 6-2 // 185



WR

CAREER HIGHS

Catches: 2, twice
Yards: 30 vs. MO St. (9/2/17)
TDs: 1 vs. MO St. (9/2/17)
Long: 22 at West Virginia (9/3)

Rush Attempts: 1 vs. Auburn (9/23/17)
Rush Yds: 1 vs. Auburn (9/23/17)
Rush TDs: NA
Long: 1 vs. Auburn (9/23/17)

SEASON HIGHS

Catches: 2, twice
Yards: 30 vs. MO St. (9/2/17)
TDs: 1 vs. MO St. (9/2/17)
Long: 19 vs. Idaho (10/21/17)

Rush Attempts: 1 vs. Auburn (9/23/17)
Rush Yds: 1 vs. Auburn (9/23/17)
Rush TDs: NA
Long: 1 vs. Auburn (9/23/17)

NOTABLES ON WR DOMINIC COLLINS


Made his first career start at UConn (10/28) and had two catches for 27 yards Hauled in his first career TD on an acrobatic catch on a bullet throw from Drew Lock vs. Missouri State (9/2) ... TD came on a 14-yard strike over the middle ... Totaled two catches for 30 yards in the game Had his first career rush against Auburn (9/23) going for a yard on an end-around run ... Had one catch for six yards at Georgia (10/14) ... Added one catch for 19 yards vs. Idaho (10/21) ... Grabbed one catch for nine yards vs. Tennessee (11/11) Talented wideout looking to provide contributions to the Tiger passing game after seeing limited action in his first year with the program Caught one pass for 22 yards while playing in three games in his first year with Mizzou

COLLINS' CAREER STATISTICS

Year	GP	Catches	Yards	TD	Long	Rec/G	Avg/C	Avg/G	Rush Att	Yards	TD	Long	Avg/C	Avg.G
2016	3	1	22	0	22	0.3	22.0	7.3	0	0	0	0	0.0	0.0
2017	9	7	91	1	19	0.8	13.0	10.1	1	1	0	1	1.0	0.2
Total	12	8	113	1	22	0.7	14.1	9.4	1	1	0	1	1.0	0

#81 ALBERT OKWUEGBUNAM

Lee's Summit, Mo. // Lee's Summit HS
Junior // 6-4 // 260
Pronounced: O-coo-WAY-boo-nahm
or just Albert O



TE

CAREER HIGHS

Catches: 4, vs. Idaho (10/21/17)
Yards: 57 vs. Idaho (10/21/17)
TDs: 3 vs. Idaho (10/21/17)
Long: 27 vs. MO St. (9/2/17)

Rush Attempts: NA
Rush Yds: NA
Rush TDs: NA
Long: NA

SEASON HIGHS

Catches: 4, vs. Idaho (10/21/17)
Yards: 57 vs. Idaho (10/21/17)
TDs: 3 vs. Idaho (10/21/17)
Long: 27 vs. MO St. (9/2/17)

Rush Attempts: TBD
Rush Yds: TBD
Rush TDs: TBD
Long: TBD

NOTABLES ON TE ALBERT OKWUEGBUNAM

Leads all TEs nationally with seven TD grabs and is third among all freshmen nationally in that category ... Hauled in four catches for 34 yards and a pair of scores at UConn (10/28) ... Is just two TDs shy of matching Mizzou freshman record Has 13 catches for 142 yards and six scores over his last five games, averaging 10.9 yards per catch in that span Hauled in a school TE record-tying three TDs against Idaho (10/21), finishing with a career-high four catches for a career-best 57 yards ... All three TDs came in the redzone as he is emerging as a threat in that area of the field Hauled in two catches for 51 yards and a score in his debut in Mizzou's season-opener against Missouri State (9/2) ... His TD in that game came on a strike over the middle from QB Drew Lock Caught two passes for 26 yards against Auburn (9/23) ... Hauled in one catch for three yards at Kentucky (10/7) ... Caught his second career TD on a four-yard shovel pass from Drew Lock at Georgia (10/14) ... Finished with two catches for 22 yards Do-it-all tight end prospect that has Mizzou coaches very excited about the future ... Has the size, strength, speed and athleticism to be a big factor in all facets of the offense for a long time

OKWUEGBUNAM'S CAREER STATISTICS

Year	GP	Catches	Yards	TD	Long	Rec/G	Avg/C	Avg/G	Rush Att	Yards	TD	Long	Avg/C	Avg.G
2017	10	15	193	7	27	1.5	12.9	19.3	0	0	0	0	0.0	0.0
Total	10	15	193	7	27	1.5	12.9	19.3	0	0	0	0	0.0	0.0

#10 JASON REESE

Eules, Texas // Trinity HS
RS Senior // 6-5 // 250



TE

CAREER HIGHS

Catches: 6 vs. USC (10/3/15)
Yards: 88 vs. USC (9/9/17)
TDs: 1, five times
Long: 61 vs. USC (9/9/17)

Rush Attempts: NA
Rush Yds: NA
Rush TDs: NA
Long: NA

SEASON HIGHS

Catches: 2 vs. USC (9/9/17)
Yards: 88 vs. USC (9/9/17)
TDs: 1, three times
Long: 61 vs. USC (9/9/17)

Rush Attempts: TBD
Rush Yds: TBD
Rush TDs: TBD
Long: TBD

NOTABLES ON TE JASON REESE

Only catch of the Missouri State (9/2) game was a big third-down TD grab from 11 yards out Had a career day against South Carolina (9/9) on his birthday, hauling in his fourth career TD catch (a 61-yard scoring strike) while posting a career-high 88 receiving yards on two catches Posted one catch for eight yards against Auburn (9/23) ... Hauled in a 27-yard TD grab at Georgia (10/14), his third TD of the season to reset a career-high Veteran performer and leader who will be called upon for big plays and motivation on and off the field Has the combination of size, strength and athleticism to play a big role in all facets of the offense, and he's Mizzou's most experienced tight end on the roster

REESE'S CAREER STATISTICS

Year	GP	Catches	Yards	TD	Long	Rec/G	Avg/C	Avg/G	Rush Att	Yards	TD	Long	Avg/C	Avg.G
2014	13	1	12	0	12	0.1	12.0	0.9	0	0	0	0	0.0	0.0
2015	12	15	126	0	21	1.3	8.4	10.5	0	0	0	0	0.0	0.0
2016	11	8	97	2	24	0.7	12.1	8.8	0	0	0	0	0.0	0.0
2017	10	5	134	3	61	0.5	26.8	13.4	0	0	0	0	0.0	0.0
Total	46	29	369	5	61	0.6	12.7	8.0	0	0	0	0	0.0	0.0

#11 KENDALL BLANTON

Blue Springs, Mo. // Blue Springs South HS
RS Junior // 6-6 // 260



TE

CAREER HIGHS

Catches: 6 vs. USC (10/3/15)
Yards: 62 vs. Idaho (10/21/17)
TDs: 1, twice
Long: 62 vs. Idaho (10/21/17)

Rush Attempts: NA
Rush Yds: NA
Rush TDs: NA
Long: NA

SEASON HIGHS

Catches: 2 vs. MO St. (9/2/17)
Yards: 62 vs. Idaho (10/21/17)
TDs: TBD
Long: 62 vs. Idaho (10/21/17)

Rush Attempts: TBD
Rush Yds: TBD
Rush TDs: TBD
Long: TBD

NOTABLES ON TE KENDALL BLANTON

Hauled in a career-long 62-yard pass against Idaho (10/21), setting up a three-yard TD from Ish Witter as he nearly took the pass to the house Caught two passes for 41 yards, including matching his career-long with a 24-yard haul-in, during the season opener vs. Missouri State (9/2) Had one catch for seven yards vs. Auburn (9/23) ... Made a highlight reel TD grab against Florida from five yards out on a big third-down score vs. Florida (11/4) to give Mizzou an early 7-0 lead Emerging talent at the very deep tight end position for Mizzou's offense, who is looking for a breakout year ... Has all the intangibles in terms of size, strength and athleticism to be a dynamic weapon for the Tigers ... Missed the entire spring camp due to an ankle injury which required surgery, sustained in off-season workouts Caught 16 passes for 161 yards in his first season as a primary TE in 2016, hauling in three scores as well

BLANTON'S CAREER STATISTICS

Year	GP	Catches	Yards	TD	Long	Rec/G	Avg/C	Avg/G	Rush Att	Yards	TD	Long	Avg/C	Avg.G
2015	8	0	0	0	0	0.0	0.0	0.0	0	0	0	0	0.0	0.0
2016	12	16	161	2	22	1.3	10.1	13.4	0	0	0	0	0.0	0.0
2017	10	5	115	1	62	0.5	23.0	11.5	0	0	0	0	0.0	0.0
Total	30	21	276	4	62	0.7	13.1	9.2	0	0	0	0	0.0	0.0

#33 LARRY ROUNTREE III

Raleigh, N.C. // Millbrook HS
Freshman // 5-11 // 210



RB

CAREER HIGHS

Rush Attempts: 18 vs. Tennessee (11/11/17)
Rush Yds: 155 vs. Tennessee (11/11/17)
Rush TDs: 3 vs. Florida (11/4/17)
Long: 64 vs. Tennessee (11/11/17)

Catches: 1, twice (11/11/17)
Yards: 19 vs. Tennessee (11/11/17)
TDs: NA
Long: 19 vs. Tennessee (11/11/17)

SEASON HIGHS

Rush Attempts: 18 vs. Tennessee (11/11/17)
Rush Yds: 155 vs. Tennessee (11/11/17)
Rush TDs: 3 vs. Florida (11/4/17)
Long: 64 vs. Tennessee (11/11/17)

Catches: 1, twice (11/11/17)
Yards: 19 vs. Tennessee (11/11/17)
TDs: NA
Long: 19 vs. Tennessee

NOTABLES ON RB LARRY ROUNTREE III

Enjoyed one of his best games as a Tiger vs. Tennessee (11/11), gaining 155 yards on 18 attempts, both career-highs, including a career-long 64 yard run ... It was the first time in his career to surpass the 100 yard mark in rushing ... Added a 19-yard reception to round out the day ... Earned SEC Freshman of the Week for his efforts Had a career day against Florida (11/4), going for 83 yards on 15 carries (5.5 avg.) with a career-best three TDs, just one shy of the Mizzou freshman record ... Also averaged 36 kick return yards on three attempts (98 total) against a team that had not allowed a kick return all season Posted 97 yards on 12 carries (8.1 avg.) including a 53-yard run vs. Idaho (10/21) ... Followed with six carries for 60 yards at UConn (10/28) while adding his first career catch Had one kick return for a career-long 35 yards at Kentucky (10/7) and reset his career-long with a 38-yard kick return to open the game at Georgia (10/14) ... Added six carries for 22 yards in that game as well Carried the ball 11 times in his collegiate debut, collecting his first career TD while going for 41 yards in Mizzou's season-opening win vs. Missouri State (9/2) ... TD came on Mizzou's final scoring drive, a two-yard plunge in the fourth quarter Carried the ball six times for 23 yards, including a then career-long of 13 yards, against Purdue (9/16)

ROUNTREE'S CAREER STATISTICS

Year	GP	Att	Yards	TD	Long	Rec/G	Avg/C	Avg/G	Catches	Yards	TD	Long	Rec/G	Avg/G
2017	10	82	524	6.39	5	8.20	52.40	2	20	0	19	0.2	10.0	2.0
Total	10	82	524	6.39	5	8.20	52.40	2	20	0	19	0.2	10.0	2.0



#19 TUCKER McCANN

O'Fallon, Ill. // O'Fallon HS
Sophomore // 6-0 // 205

K

CAREER HIGHS

Kickoffs: 13 vs. Delaware St. (9/24/16)
Kickoff Yds: 848 vs. Delaware St. (9/24/16)
Touchbacks: 10 vs. Eastern Mich. (9/10/16)
TB%: 100%, four times

FG Made: 3 vs. Tennessee (11/11/17)
FG Att: 4 at UK (10/7/17)
Long: 46 vs. UGA (9/17/16)
PAT Made: 10 vs. Delaware St. (9/24/16)
PAT Att: 11 vs. Delaware St. (9/24/16)

SEASON HIGHS

Kickoffs: 12 vs. MO State (9/2/17)
Kickoff Yds: 762 vs. MO State (9/2/17)
Touchbacks: 9 vs. MO State (9/2/17)
TB%: 75% vs. MO State (9/2/17)

FG Made: 3 vs. Tennessee (11/17/17)
FG Att: 3, twice (11/11/17)
Long: 43 vs. USC (9/9/17)
PAT Made: 9 vs. Mo. State (9/2/17)
PAT Att: 10 vs. Mo. State (9/2/17)

NOTABLES ON KTUCKER McCANN

- Made a career-best three field goals vs. Tennessee (11/11), splitting the uprights from 23, 38 and 41 yards away each time ... Has connected on all five of his FG attempts during the Tigers' current four game win streak... Is a perfect Banged in a 42-yard FG against Florida (11/4) and was perfect on six PATs while earning five touchbacks on eight kickoffs
- Missed the Idaho game (10/21) due to a violation of team rules ... Rebounded to kick a 37-yard FG at UConn (10/28) with seven touchbacks on 10 kickoffs ... Perfect on seven PATs as well
- Rebounded from missing his first PAT of the season and knocked in the next nine while connecting on a 35-yard FG in Missouri's season-opening win vs. Missouri State (9/2) ... Also had nine touchbacks on 12 kickoffs
- Drilled a pair of field goals vs. South Carolina (9/9/17), including a season-long 43-yarder ... Made both his PATs vs. Auburn (9/23) and was 4-for-4 in PATs at Georgia (10/14)
- Made two field goals at Kentucky (10/7) but a pair of bad snaps also led to a pair of misses (one wide and one blocked)

McCANN'S CAREER STATISTICS

Year	GP	Made	Att	Long	Pct.	Blkd	PATmade	Att	TP	Kickoff	Yards	Avg.	TB	OB
2016	12	6	12	46	50.00	0	39	43	57	64	4056	63.4	42	0
2017	9	11	13	43	84.62	1	38	40	71	60	3823	63.7	35	3
Total	21	17	25	46	68.00	1	77	83	128	124	7879	63.5	77	3



#77 PAUL ADAMS

Franklin, Tenn. // Christ Presbyterian HS
RS Junior // 6-6 // 315

OT

NOTABLES ON OT PAUL ADAMS - 2017 TEAM CAPTAIN

- Preseason All-SEC Second Team (coaches)
- 22 straight starts at right tackle and is one of the leaders of one of the nation's best OL groups
- Part of an offensive line that paves the way for the nation's No. 10 offense while leading the nation in tackles for loss allowed (27 total for a 2.7 per game average) including a stretch of 140 consecutive plays across three games without allowing a TFL
- OL group also ranks seventh nationally and second in the SEC in sacks allowed (nine total for 0.9 average)
- Proven veteran performer who anchors the right side of the offensive line, where he started all 12 games at right tackle a year ago for the SEC's most productive offense



#76 TYLER HOWELL

Bonner Springs, Kan. // Bonner Springs HS // Butler CC
Senior // 6-8 // 330

OT

NOTABLES ON OTTYLER HOWELL

- Played in all 10 games, starting three
- Part of an offensive line that paves the way for the nation's No. 10 offense while leading the nation in tackles for loss allowed (27 total for a 2.7 per game average) including a stretch of 140 consecutive plays across three games without allowing a TFL
- OL group also ranks seventh nationally and second in the SEC in sacks allowed (nine total for 0.9 average)
- Blind side protector for Tiger quarterbacks at the left tackle position, is the returning starter there from a year ago when Missouri's offensive line was among the nation's most improved ... Is expected to hold that spot down for another year
- Was an instant-impact junior college addition, as he started all 12 games at left tackle for Missouri



#71 KEVIN PENDLETON

Lee's Summit, Mo. // Lee's Summit West HS
RS Junior // 6-4 // 330

OG

NOTABLES ON OG KEVIN PENDLETON

- Started nine of 10 games this season at left guard
- Veteran performer on the offensive line who is starting for the second straight year, after becoming a first-time starter in 2016
- Part of an offensive line that paves the way for the nation's No. 10 offense while leading the nation in tackles for loss allowed (27 total for a 2.7 per game average) including a stretch of 140 consecutive plays across three games without allowing a TFL
- OL group also ranks seventh nationally and second in the SEC in sacks allowed (nine total for 0.9 average)



#75 TRE'VOUR SIMMS

East St. Louis, Ill. // East St. Louis HS
Sophomore // 6-5 // 340

OG

NOTABLES ON OT TRE'VOUR SIMMS

- Started all 10 games at right guard
- Up-and-coming lineman who has a big upside as he continues to develop under the tutelage of OL Coach **Glen Elarbee**
- Got his feet wet in 2016 as a true freshman mostly on special teams units, but is expected to challenge for scrimmage snaps in his second year with the program
- Part of an offensive line that paves the way for the nation's No. 10 offense while leading the nation in tackles for loss allowed (27 total for a 2.7 per game average) including a stretch of 140 consecutive plays across three games without allowing a TFL
- OL group also ranks seventh nationally and second in the SEC in sacks allowed (nine total for 0.9 average)



#55 TRYSTAN CASTILLO

Webb City, Mo. // Webb City HS
RS Freshman // 6-4 // 315

C

NOTABLES ON CTRYSTAN CASTILLO

- Started all 10 games at C in 2017
- One of the strongest members of the team who is coming off a redshirt season and looking to challenge for significant snaps on an offensive line which returns all five starters from a year ago
- Part of an offensive line that paves the way for the nation's No. 10 offense while leading the nation in tackles for loss allowed (27 total for a 2.7 per game average) including a stretch of 140 consecutive plays across three games without allowing a TFL
- OL group also ranks seventh nationally and second in the SEC in sacks allowed (nine total for 0.9 average)



#67 JONAH DUBINSKI

Columbia, Mo. // Rock Bridge HS
RS Sophomore // 6-2 // 295

C

NOTABLES ON C JONAH DUBINSKI

- Hometown kid who realized a dream when he worked his way into the starting lineup late last season, and performed very well as Missouri's offense hit another gear in its final few games
- Spent most of his spring camp lining up at center, and he'll be a primary candidate to compete for the starting job in the fall
- Earned a scholarship during fall camp after starting his career as a walk-on



#57 ALEC ABELN

St. Louis, Mo. // University HS
RS Senior // 6-3 // 305

OG

NOTABLES ON OG ALEC ABELN

- Will wear 49 when playing in the fullback role ... Earned a start at FB at Kentucky (10/7) and again vs. Idaho (10/21)
- Veteran lineman who can contribute at any of the three interior spots, where he has nine career starts to his credit
- Saw action in 10 games, and made a career-high six starts as a junior



#66 ADAM PLOUDRE

Balwin, Mo. // Marquette HS
RS Senior // 6-4 // 315

OG

NOTABLES ON OG ADAM PLOUDRE

- One of the great comeback stories on the Missouri roster, who overcame severe and potential career-ending leg injuries in high school which derailed his college plans, but who has overcome those and has now developed himself into a key contributor on the Tiger offensive line
- Received a prestigious honor in April when he was named the 2016-17 winner of Mizou Athletics' Courage Award at the annual ROARS event
- Emerged as a key contributor during the season, and not only played his way onto the field for the first time in his Tiger career, but he earned seven starts for an offensive line that was one of the most improved in the nation despite having just three combined career starts as a unit heading into the season



#70 YASIR DURANT

Philadelphia, Pa. // Imhotep // Arizona Western
RS Senior // 6-3 // 305

LT

NOTABLES ON LT YASIR DURANT

- Started the last seven games at left tackle
- Part of an offensive line that paves the way for the nation's No. 10 offense while leading the nation in tackles for loss allowed (27 total for a 2.7 per game average) including a stretch of 140 consecutive plays across three games without allowing a TFL
- OL group also ranks seventh nationally and second in the SEC in sacks allowed (nine total for 0.9 average)
- Physical specimen who comes to Missouri with hopes of contributing right away for Missouri's offensive line
- Ranked by ESPN.com as the nation's No. 3 junior college guard prospect
- Excelled at tackle and guard at Arizona Western Community College, where he drew attention for his solid fundamentals and excellent footwork in the trenches



#16 MARCELL FRAZIER

Portland, Ore. // Douglas HS // College of the Siskiyous
RS Senior // 6-5 // 265

DE

NOTABLES ON DE MARCELL FRAZIER - PRESEASON ALL-SEC THIRD TEAM (COACHES)

Notched a season-best 2.0 sacks to go along with his three tackles vs. Tennessee (11/11), earning SEC Defensive Lineman of the Week
Posted three tackles and a TFL while adding a QBH vs. Florida (11/4)
Posted four tackles with a sack and 1.5 TFLs at UConn (10/28) ... Also added a PBU ... Disruptive all day vs. Idaho (10/21), posting a pair of tackles, including a sack (loss of seven) with a forced fumble and a pass break up
Had three tackles and a half sack in Mizzou's season-opener against Missouri State (9/2)
Had four tackles with 2.0 TFLs and a sack while adding a QBH against Purdue (9/16) ... Posted one tackle against Auburn (9/23) ... Had a solo stop at Kentucky (10/7) ... Posted four tackles (three solo) with a half TFL at Georgia (10/14)
The heir apparent to be the latest in a long line of outstanding defensive ends for #DLineZOU ... Came on strong late last season, and is primed to be one of the SEC's most disruptive rush ends ... Missed the last week of spring camp after breaking a bone in his right forearm in a scrimmage, but was 100% when fall camp rolled around in August
Played in 12 games (five starts) and totaled 33 tackles (19 solo) with 8.5 tackles for loss and 7.5 sacks as a junior, added two pass break-ups and four QB hurries ... His 8.5 tackles for loss and 7.5 sacks were the second-most on the team, trailing only DE Charles Harris



CAREER HIGHS

Tackles: 5 at Florida (10/15/16)
TFL: 4.0 vs. Arkansas (11/25/16)
TFL Yards: 42 vs. Arkansas (11/25/16)
Sacks: 3.0 vs. Arkansas (11/25/16)
Sack Yards: 35 vs. Arkansas (11/25/16)

FORCED FUMBLE:

1, twice
Fumble Rec: 1, twice
PD: 1, three times
INT: NA

SEASON HIGHS

Tackles: 4, three times
TFL: 2.0, twice
TFL Yards: 14 vs. Tennessee (11/11/17)
Sacks: 2.0 vs. Tennessee (11/11/17)
Sack Yards: 14 vs. Tennessee (11/11/17)

FORCED FUMBLE:

1 vs. Idaho (10/21/17)
Fumble Rec: 2 vs. Idaho (10/21/17)
PD: 1 vs. Idaho (10/21/17)
INT: TBD

FRAZIER'S CAREER STATISTICS

Year	GP	UA	A	Total	TFL	TFL Yds	PD	FF	FR	BLK	UA SK	A SK	Total	SK Yds	INT	INT YD
2015	12	10	8	18	6.0	27	0	1	0	0	2	0	2	11	0	0
2016	12	19	14	33	8.5	68	2	1	2	0	7	1	7.5	61	0	0
2017	10	14	12	26	8.5	49	2	1	0	0	4	3	5.5	42	0	0
Total	34	43	34	77	23.0	144	4	3	2	0	13	4	15.0	114	0	0

CAREER HIGHS

Tackles: 6, twice
TFL: 2.0, twice
TFL Yards: 10 at Vanderbilt (10/24/15)
Sacks: 2.0 vs. Idaho (10/21/17)
Sack Yards: 9 at Vanderbilt (10/24/15)

FORCED FUMBLE:

1 vs. Delaware St. (9/24/16)
Fumble Rec: 1, twice
PD: 1 at Arkansas State (9/12/15)
INT: NA

SEASON HIGHS

Tackles: 6 vs. Idaho (10/21/17)
TFL: 2.0 vs. Idaho (10/21/17)
TFL Yards: 7 vs. Idaho (10/21/17)
Sacks: 2.0 vs. Idaho (10/21/17)
Sack Yards: 7 vs. Idaho (10/21/17)

FORCED FUMBLE:

TBD
Fumble Rec: TBD
PD: TBD
INT: TBD

NOTABLES ON DT TERRY BECKNER, JR. - PRESEASON ALL-SEC THIRD TEAM (COACHES)

Posted five tackles with a sack, 2.0 TFLs and a QBH against Florida (11/4) ... Added a tackle vs. Tennessee (11/11)
Been on fire over his last four games with 7.0 tackles for loss and 4.5 sacks in that span
Filled up the stat sheet against Idaho (10/21), posting a team-high six tackles while posing his first multi-sack game in his career, totaling 2.0 for a loss of seven total yards ... Posted four tackles, a sack, 2.5 TFLs and a PBU at UConn (10/28)
Tallied a half sack in the season-opener vs. Missouri State (9/2) and recorded a season-best three tackles vs. South Carolina (9/9)
Also added three tackles with a solo sack against Purdue (9/16) ... Finished with three tackles against Auburn (9/23) ... Added a pair of solo stops with a QBH at Kentucky (10/7) ... Posted a half sack at Georgia (10/14)
Had the misfortune of having a second-straight season ended early due to a knee injury ... Injury was to his other knee, and came in game #7 against Middle Tennessee, just as he was beginning to come into his own

BECKNER'S CAREER STATISTICS

Year	GP	UA	A	Total	TFL	TFL Yds	PD	FF	FR	BLK	UA SK	A SK	Total	SK Yds	INT	INT YD
2015	10	13	14	27	8.0	23	1	0	0	0	3	0	3.0	12	0	0
2016	7	16	8	24	2.0	4	0	0	0	0	0	0	0	0	0	0
2017	10	17	13	30	8.5	32	1	0	0	0	5	2	6.0	29	0	0
Total	27	46	35	78	18.5	59	1	0	0	0	8	2	9.0	38	0	0



#5 TERRY BECKNER, JR.

East St. Louis, Ill. // East St. Louis HS
Junior // 6-4 // 305

DT



#96 A.J. LOGAN

Columbia, Mo. // Rock Bridge HS
RS Senior // 6-2 // 330

DT

NOTABLES ON DT A.J. LOGAN

Posted a pair of tackles with his second TFL of the season against Florida (11/4)
Made his season debut vs. Idaho (10/21) after missing the first six games of 2017 due to NCAA suspension and posted a tackle for loss in the game ... Did not tally a tackle at UConn (10/28)
Hometown grown defensive lineman who will look to lead the way in the trenches for #DLineZOU
Played in all 12 games for Mizzou as a junior, starting all 12, and tallied 15 tackles (five solo) with 2.0 tackles for loss and a QB hurry

LOGAN'S CAREER STATISTICS

Year	GP	UA	A	Total	TFL	TFL Yds	PD	FF	FR	BLK	UA SK	A SK	Total	SK Yds	INT	INT YD
2014	3	0	0	0.0	0	0	0	0	0	0	0	0	0	0	0	0
2015	12	7	14	21	2.0	6	0	0	1	0	0	0	0	0	0	0
2016	12	5	10	15	2.0	3	0	0	0	0	0	0	0	0	0	0
2017	4	1	2	3	2.0	4	0	0	0	0	0	0	0	0	0	0
Total	31	13	26	39	6.0	13	0	1	0	0	0	0	0	0	0	0

CAREER HIGHS

Tackles: 6 vs. USC (9/9/17)
TFL: 1.0, five times
TFL Yards: 8 vs. USC (9/9/17)
Sacks: 1.0 twice, last vs. USC (9/9/17)
Sack Yards: 8 vs. USC (9/9/17)

FORCED FUMBLE:

1 vs. UConn (9/19/15)
Fumble Rec: NA
PD: NA
INT: NA

SEASON HIGHS

Tackles: 2 vs. Florida (11/4/17)
TFL: 1.0, twice
TFL Yards: 2, twice
Sacks: TBD
Sack Yards: TBD

FORCED FUMBLE:

TBD
Fumble Rec: TBD
PD: TBD
INT: TBD

NOTABLES ON DE JORDAN HAROLD - 2017 TEAM CAPTAIN

Solo tackle at UConn (10/28) ... Had a QB hurry vs. Florida (11/4) ... Added a solo TFL for a loss of two yards vs. Tennessee (11/11)
Recorded a career-best six tackles, including his first career unassisted sack vs. South Carolina (9/9) ... Tallied a pair of tackles, including a six-yard TFL, against Missouri State in the season-opener (9/2)
Had a pair of solo stops and a QB hurry against Auburn (9/23) ... Added a solo tackle at Kentucky (10/7) ... Added a pair of tackles at Georgia (10/14) ... Had five tackles with a TFL against Idaho (10/21)
Versatile lineman who can contribute at end but who has the size to hold his ground on the inside if called upon ... Made two starts a year ago and was named a team captain during fall camp
Former walk-on who began his career at Division II NW Missouri State before earning a starting job at the break of camp in 2016

HAROLD'S CAREER STATISTICS

Year	GP	UA	A	Total	TFL	TFL Yds	PD	FF	FR	BLK	UA SK	A SK	Total	SK Yds	INT	INT YD
2014	13	4	15	19	0.5	1	0	0	0	0	0	0	0	0	0	0
2015	12	3	0	3	0.0	0	0	0	0	0	0	0	0	0	0	0
2016	12	35	9	44	6.0	11	2	0	0	0	0	0	0	0	0	0
2017	10	20	6	26	0.0	0	1	0	0	0	0	0	0	0	0	0
Total	47	62	30	92	6.5	12	3	0	0	0	0	0	0	0	0	0



#55 JORDAN HAROLD

St. Louis, Mo. // McCluer North HS
RS Senior // 6-2 // 255

DE

CAREER HIGHS

Tackles: 14 at USC (11/5/16)
TFL: 3.0 vs. Kentucky (10/29/16)
TFL Yards: 6 at USC (11/5/16)
Sacks: NA
Sack Yards: NA

FORCED FUMBLE:

NA
Fumble Rec: NA
PD: NA
INT: NA

SEASON HIGHS

Tackles: 8 vs. Auburn (9/23/17)
TFL: TBD
TFL Yards: TBD
Sacks: TBD
Sack Yards: TBD

FORCED FUMBLE:

TBD
Fumble Rec: TBD
PD: TBD
INT: TBD

NOTABLES ON LB ERIC BEISEL - 2017 TEAM CAPTAIN

Did not tally a tackle in the season opener vs. Missouri State (9/2) but ran back two kicks as an up-man on squibs, totaling 14 yards ... Followed with two tackles vs. South Carolina (9/9) ... Season-high four tackles vs. Purdue (9/16), all solo stops
Tallied a season-high eight tackles against Auburn (9/23) ... Had four tackles at Georgia (10/14) ... Had a pair of solo tackles vs. Idaho (10/21)
Emerging playmaker in the middle of the field who came on strong in the latter part of the 2016 season ... Should contribute again at middle linebacker in 2017
Saw his playing time increase late in the season in 2016, earning starts in the final five games as his opportunities increased ... Finished with 44 tackles (35 solo), including 6.0 tackles for loss and two pass break-ups

BEISEL'S CAREER STATISTICS

Year	GP	UA	A	Total	TFL	TFL Yds	PD	FF	FR	BLK	UA SK	A SK	Total	SK Yds	INT	INT YD
2014	13	4	15	19	0.5	1	0	0	0	0	0	0	0	0	0	0
2015	12	3	0	3	0.0	0	0	0	0	0	0	0	0	0	0	0
2016	12	35	9	44	6.0	11	2	0	0	0	0	0	0	0	0	0
2017	10	20	6	26	0.0	0	1	0	0	0	0	0	0	0	0	0
Total	47	62	30	92	6.5	12	3	0	0	0	0	0	0	0	0	0



#38 ERIC BEISEL

Fenton, Mo. // Rockwood Summit
RS Senior // 6-2 // 245

LB

CAREER HIGHS

Tackles: 12, twice
TFL: 2.0 vs. Arkansas (11/25/16)
TFL Yards: 10 vs. Purdue (9/16/17)
Sacks: 1.0 vs. Purdue (9/16/17)
Sack Yards: 10 vs. Purdue (9/16/17)

FORCED FUMBLE:

1 vs. MO St. (9/2/17)
Fumble Rec: NA
PD: 1, twice
INT: 1, three times

SEASON HIGHS

Tackles: 12, twice
TFL: 1, twice
TFL Yards: 2 at Kentucky (10/7/17)
Sacks: 1.0 vs. Purdue (9/16/17)
Sack Yards: 10 vs. Purdue (9/16/17)

FORCED FUMBLE:

TBD
Fumble Rec: 1 vs. MO St. (9/2/17)
PD: TBD
INT: 1, twice

NOTABLES ON LB CALE GARRETT

Posted eight tackles (six solo) against Florida (11/4) ... Followed by a six tackle performance, including a solo TFL for a loss of five yards vs. Tennessee (11/11)
Matched his career-high with 12 tackles (four solo) with a half TFL and his second INT of the season, a one-handed grab that he returned 21 yards to set up Mizzou's first score from four yards out at Georgia (10/14)
Posted six solo stops with a tackle for loss and his second career INT at Kentucky (10/7) ... Had five stops with a half tackle for loss vs. Idaho (10/21) ... Posted six tackles with a sack at UConn (10/28)
Totalled six tackles (four solo) with a tackle for loss and a fumble recovery in Mizzou's week one win over Missouri State (9/2) ... Matched a then career high with 10 tackles vs. South Carolina (9/9)
Posted 12 tackles, a new career-high, with his first career sack against Purdue (9/16) ... Had a pair of stops against Auburn (9/23)
Big impact true freshman from a year ago who is looking to be a mainstay in the lineup for Mizzou's middle defense ... Had a strong spring camp, and will line up most often at the middle linebacker spot
Finished the 2016 season with 47 tackles (27 solo) and 6.0 tackles for loss, an interception and two pass break-ups

GARRETT'S CAREER STATISTICS

Year	GP	UA	A	Total	TFL	TFL Yds	PD	FF	FR	BLK	UA SK	A SK	Total	SK Yds	INT	INT YD
2016	12	27	20	47	6.0	11	3	0	0	0	0	0	0	0	1	4
2017	10	47	26	73	6.0	23	2	0	1	0	2	0	2	13	2	21
Total	22	74	46	120	12.0	34	5	0	1	0	2	0	2	13	3	25



#47 CALE GARRETT

Kearney, Mo. // Kearney HS
Sophomore // 6-3 // 235

LB



#20 KALEB PREWETT

Blue Springs, Mo. // Blue Springs HS
RS Junior // 6-1 // 210

LB

NOTABLES ON LB KALEB PREWETT

Grabbed his first career interception vs. Tennessee (11/11), also added a tackle and a pass deflected in the game... Had three tackles with a QBH vs. Florida (11/4)
Totalled five tackles (four solo) with a TFL in Mizou's season-opener vs. Missouri State (9/2)
Tallied a season-best seven tackles vs. South Carolina (9/9), including five solo stops ... Matched his season-high with seven stops and a TFL against Purdue (9/16) ... Three stops vs. Auburn (9/23)
Posted five solo stops at Kentucky (10/7) ... Posted four tackles at Georgia (10/14) ... Led Mizou with six tackles (five solo) vs. Idaho (10/21) ... Posted two stops at UConn (10/28)
Talented defender who made his Tiger debut this season, after sitting out the 2016 season after transferring to his home state school from Kansas State, where he was a starter for parts of two seasons in the Wildcat secondary

CAREER HIGHS

Tackles: 12 at Texas Tech (11/14/15)
TFL: 1.0 vs. Oklahoma (10/17/15)
TFL Yards: 7 vs. Oklahoma (10/17/15)
Sacks: NA
Sack Yards: NA

Forced Fumble: NA
Fumble Rec: NA
PD: 1, three times
INT: 1 vs. Tennessee (11/11/17)

SEASON HIGHS

Tackles: 7, twice
TFL: 1.0, twice
TFL Yards: 4 vs. MO St. (9/2/17)
Sacks: TBD
Sack Yards: TBD

Forced Fumble: TBD
Fumble Rec: TBD
PD: 1, twice
INT: 1 vs. Tennessee (11/11/17)

PREWETT'S CAREER STATISTICS (2014-15 AT KANSAS STATE)

Year	GP	UA	A	Total	TFL	TFLY	PD	FF	FR	BLK	UA SK	A SK	Total SK Yds	INT	INT YD
2014	6	0	0	0	0	0	0	0	0	0	0	0	0	0	0
2015	8	42	7	49	1.0	7	1	0	0	0	0	0	0	0	0
2016	Sat out due to NCAA Transfer rules														
2017	10	33	10	43	2.0	5	2	0	0	0	0	0	0	1	4
Total	24	77	17	92	3.0	12	3	0	0	0	0	0	0	1	4

CAREER HIGHS

Tackles: 12 at UK (10/7/17)
TFL: 2.5 at UK (10/7/17)
TFL Yards: 4 at UK (10/7/17)
Sacks: 1.0 vs. MO St. (9/2/17)
Sack Yards: 3 vs. MO St. (9/2/17)

Forced Fumble: NA
Fumble Rec: NA
PD: 1 at UK (10/7/17)
INT: NA

SEASON HIGHS

Tackles: 12 at UK (10/7/17)
TFL: 2.5 at UK (10/7/17)
TFL Yards: 4 at UK (10/7/17)
Sacks: 1.0 vs. MO St. (9/2/17)
Sack Yards: 3 vs. MO St. (9/2/17)

Forced Fumble: TBD
Fumble Rec: TBD
PD: 1 at UK (10/7/17)
INT: TBD

NOTABLES ON LB TEREZ HALL

Continued his All-SEC caliber season with a game-high 11 tackles, 1.5 tackles for loss and a pass breakup vs. Florida (11/4) ... Now ranks 15th in the SEC in tackles ... Added four tackles, three solo vs. Tennessee (11/11)
Tied for the SEC-lead in tackles for loss (11.0) ... His 11.0 tackles for loss are already the most for a Mizou LB in a season since current Minnesota Viking Kentrell Brothers had 12.0 in 2015
Posted 10 tackles (three solo) with 1.5 tackles for loss at Georgia (10/14) ... Three tackles with a half TFL against Auburn (9/23) ... Posted four tackles with a TFL at UConn (10/28)
Had a career-best performance at Kentucky (10/7) during which he reset his career-high for tackles (12), tackles for loss (2.5) and solo tackles (10) while adding a pass break-up
Matched a then career-high with six tackles (all solo) and 2.0 tackles for loss with a sack in Mizou's season-opener vs. Missouri State (9/2) and followed with six stops vs. South Carolina (9/9)
Had four tackles, all solo, against Purdue (9/16) ... Reset his career-high with eight stops (five solo) vs. Auburn (9/23)

HALL'S CAREER STATISTICS

Year	GP	UA	A	Total	TFL	TFLY	PD	FF	FR	BLK	UA SK	A SK	Total SK Yds	INT	INT YD
2015	12	4	3	7	0.0	0	0	0	0	0	0	0	0	0	0
2016	10	12	8	20	2.0	3	0	0	0	0	0	0	0	0	0
2017	10	42	26	68	11.0	22	2	0	0	0	1	0	1	1	0
Total	32	58	37	95	13.0	25	2	0	0	0	1	0	1	1	0

CAREER HIGHS

Tackles: 10 vs. Arkansas (11/25/16)
TFL: 1.5, twice
TFL Yards: 3, twice
Sacks: NA
Sack Yards: NA

Forced Fumble: 1 at Georgia (10/14/17)
Fumble Rec: 1 vs. Idaho (10/21/17)
PD: 1, four times
INT: NA

SEASON HIGHS

Tackles: 10 at UK (10/7/17)
TFL: 1.0 at UK (10/7/17)
TFL Yards: 1 at UK (10/7/17)
Sacks: TBD
Sack Yards: TBD

Forced Fumble: 1 at Georgia (10/14/17)
Fumble Rec: 1 vs. Idaho (10/21/17)
PD: 1 at Georgia (10/14/17)
INT: TBD

NOTABLES ON S RONNELL PERKINS - ALL-SEC FRESHMAN TEAM

Made his first start of the season at Kentucky (10/7) and totaled a career-best 10 tackles with a TFL ... Had five tackles with a forced fumble and a pass break-up at Georgia (10/14) ... One stop vs. Florida (11/4)
Saw his first game action of the season vs. South Carolina (9/9) and tallied one tackle ... Tallied two tackles and his first career fumble recovery vs. Idaho (10/21) ... Solo tackle vs. UConn (10/28)
Highly-touted safety who made a big enough of an impression as a freshman to be named to the 2016 SEC All-Freshman Team ... He'll look to provide his considerable athleticism and skills most likely at strong safety, after an impressive spring camp
Closed spring ball out by making five tackles, including one quarterback sack, while also grabbing an interception in the Black & Gold Spring Game
Emerging into a major playmaker in Mizou's secondary, earning four starts while playing in all 12 games ... Finished the season with 43 tackles (28 solo) and 3.5 tackles for loss, three pass breakups and a QB hurry

PERKINS' CAREER STATISTICS

Year	GP	UA	A	Total	TFL	TFLY	PD	FF	FR	BLK	UA SK	A SK	Total SK Yds	INT	INT YD
2016	12	28	15	43	3.5	7	3	0	0	0	0	0	0	0	0
2017	8	18	9	27	1.0	1	1	1	1	0	0	0	0	0	0
Total	20	46	24	70	4.5	8	4	1	1	0	0	0	0	0	0

CAREER HIGHS

Tackles: 14 at LSU (10/1/16)
TFL: 1.0, twice
TFL Yards: 3 at Tennessee (11/22/14)
Sacks: NA
Sack Yards: NA

Forced Fumble: 1, twice
Fumble Rec: NA
PD: 1, six times
INT: 1 vs. Purdue (9/16/17)

SEASON HIGHS

Tackles: 7, twice
TFL: TBD
TFL Yards: TBD
Sacks: TBD
Sack Yards: TBD

Forced Fumble: 1 vs. Purdue (9/16/17)
Fumble Rec: TBD
PD: 1 at Georgia (10/14)
INT: 1 vs. Purdue (9/16/17)

NOTABLES ON S THOMAS WILSON

Veteran secondary figure who is among the team's most experienced returning athletes ... Has 46 career appearances, including seven starts a year ago and four this year ... One stop vs. Florida (11/4)
Posted five stops (four solo) against Auburn (9/23) ... Posted two tackles and a PBU at Kentucky (10/7) ... Posted seven tackles, a season-high, at Georgia (10/14) ... Posted two tackles vs. Idaho (10/21) ... Four tackles vs. UConn (10/28)
Tallied a season-high seven tackles with a forced fumble and his first career interception against Purdue (9/16)
Had a five-tackle performance against South Carolina (9/9) during which he added a QB hurry

WILSON'S CAREER STATISTICS

Year	GP	UA	A	Total	TFL	TFLY	PD	FF	FR	BLK	UA SK	A SK	Total SK Yds	INT	INT YD
2014	13	8	9	17	1.0	3	1	0	0	0	0	0	0	0	0
2015	12	8	6	14	0.5	1	0	0	1	0	0	0	0	0	0
2016	12	40	18	58	1.5	2	2	1	0	0	0	0	0	0	0
2017	9	26	7	33	0.0	0	3	1	0	0	0	0	0	1	16
Total	46	82	40	122	3.0	6	6	2	1	0	0	0	0	0	1

CAREER HIGHS

Tackles: 8, twice
TFL: 1.0, twice
TFL Yards: 3 vs. Mississippi State (11/5/15)
Sacks: 1 at UConn (10/28/17)
Sack Yards: 1 at UConn (10/28/17)

Forced Fumble: 1 vs. UConn (9/19/15)
Fumble Rec: NA
PD: 3 vs. Georgia (10/17/15)
INT: 1, twice

SEASON HIGHS

Tackles: 5, twice
TFL: 1 at UConn (10/28/17)
TFL Yards: 1 at UConn (10/28/17)
Sacks: 1 at UConn (10/28/17)
Sack Yards: 1 at UConn (10/28/17)

Forced Fumble: TBD
Fumble Rec: TBD
PD: 2 vs. MO St. (9/2/17)
INT: 1 vs. MO St. (9/2/17)

NOTABLES ON CB LOGAN CHEADLE

Posted two tackles, two pass deflections and his second career INT in Mizou's season-opening win over Missouri State (9/2) ... Two stops vs. Florida (11/4) ... Earned one pass break up vs. Tennessee (11/11)
Recorded a season-best five tackles vs. South Carolina (9/9), including four solo stops ... Tallied three solo tackles vs. Purdue (9/16) ... Had five solo tackles against Auburn (9/23)
Posted three solo tackles and broke up a TD at Kentucky (10/7) ... Two solo tackles against Idaho (10/21) ... Had four tackles and his first career sack with a PBU at UConn (10/28)
Veteran secondary member who drew high praise from coaches for his leadership and work ethic during the spring
Cousins with Hollywood star Don Cheadle

CHEADLE'S CAREER STATISTICS

Year	GP	UA	A	Total	TFL	TFLY	PD	FF	FR	BLK	UA SK	A SK	Total SK Yds	INT	INT YD
2014	13	0	1	1	0.0	0	0	0	0	0	0	0	0	0	0
2015	11	7	7	14	1.0	3	2	0	0	0	1	0	1	3	0
2016	8	8	2	10	0.0	0	5	0	0	0	0	0	0	0	13
2017	10	23	3	26	1.0	1	5	0	0	0	0	0	0	1	5
Total	42	38	13	51	2.0	4	12	0	0	0	1	0	1	3	2

CAREER HIGHS

Tackles: 6 at Georgia (10/14/17)
TFL: 2.0 vs. MO St. (9/2/17)
TFL Yards: 4 vs. MO St. (9/2/17)
Sacks: NA
Sack Yards: NA

Forced Fumble: 1 vs. MO St. (9/2/17)
Fumble Rec: NA
PD: 2 vs. Eastern Michigan (9/10/16)
INT: NA

SEASON HIGHS

Tackles: 6 at Georgia (10/14/17)
TFL: 2.0 vs. MO St. (9/2/17)
TFL Yards: 4 vs. MO St. (9/2/17)
Sacks: TBD
Sack Yards: TBD

Forced Fumble: 1 vs. MO St. (9/2/17)
Fumble Rec: TBD
PD: TBD
INT: TBD

NOTABLES ON CB DeMARKUS ACY

Had a career-high six tackles and a TFL against Georgia (10/14) ... One tackle at UConn (10/28) ... Three tackles vs. Tennessee (11/11)
Had an assisted tackle at Kentucky (10/7) before being ejected for targeting in the first quarter ... Blew up a bubble screen on the targeting call and pulled up but still made contact to the facemask of the ball carrier to earn the flag
Posted a career-high five tackles (all solo), including a pair of TFLs (also a career-high), with a forced fumble in Mizou's season-opening win vs. Missouri State (9/2)
Added five tackles against South Carolina (9/9) ... Finished with four tackles and a half tackle for loss vs. Purdue (9/16) ... Had a pair of solo stops against Auburn (9/23)
Up-and-coming defensive back who will likely start at one CB spot after a strong fall camp that had him running with the #1 defense quite extensively
Made one start last season as a true freshman ... Has the size, length, speed and athleticism to give opposing wideouts problems

ACY'S CAREER STATISTICS

Year	GP	UA	A	Total	TFL	TFLY	PD	FF	FR	BLK	UA SK	A SK	Total SK Yds	INT	INT YD
2016	11	5	1	6	0.0	0	2	0	0	0	0	0	0	0	0
2017	10	19	11	30	4.5	8	1	1	0	0	0	0	0	0	0
Total	21	24	12	36	4.5	8	3	1	0	0	0	0	0	0	0



#90 MARKELL UTSEY

Little Rock, Ark. // Parkway
Sophomore // 6-4 // 305
Pronounced: Uhh-tee

CAREER HIGHS

Tackles: 2, twice
TFL: 1.0 at UK (10/7/17)
TFL Yards: 6 at UK (10/7/17)
Sacks: 1.0 at UK (10/7/17)
Sack Yards: 6at UK (10/7/17)

SEASON HIGHS

Tackles: 2 at Georgia (10/14/17)
TFL: 1.0 at UK (10/7/17)
TFL Yards: 6 at UK (10/7/17)
Sacks: 1.0 at UK (10/7/17)
Sack Yards: 6at UK (10/7/17)

NOTABLES ON DT MARKELL UTSEY

Posted his first career sack to stall a drive and force a FG deep in Mizzou territory at Kentucky (10/7) ... Added a pair of tackles at Georgia (10/14) ... Had one rush for two yards at UConn (10/28) as part of Mizzou's short-yardage package
Played and started in the season opener but did not record any stats
Recorded his first tackle of the year vs. Purdue (9/16) ... Posted a solo stop against Auburn (9/23)
Skilled lineman who was coming into his own last season before having his true freshman season ended prematurely due to a knee injury
Sat out from full contact during the spring, but was progressed nicely before being full-go during fall camp
Played in seven games during his true freshman season and totaled five tackles before his season was cut short by injury at Tennessee

UTSEY'S CAREER STATISTICS

Year	GP	UA	A	Total	TFL	TFLY	PD	FF	FR	BLK	UA SK	A SK	Total	SK Yds	INT	INT YD
2016	7	2	3	5	0.0	0	0	0	0	0	0	0	0	0	0	0
2017	10	3	2	5	1.0	6	0	0	0	0	1	0	1.0	6	0	0
Total	17	5	5	10	1.0	6	0	0	0	0	1	0	1.0	6	0	0

DT



#4 BRANDON LEE

Indianapolis, Ind. // Lawrence Central HS
RS Junior // 6-2 // 225

CAREER HIGHS

Tackles: 11 at USC (11/5/16)
TFL: 2.0 at USC (11/5/16)
TFL Yards: 8 at USC (11/5/16)
Sacks: 1.0, twice
Sack Yards: 7 at USC (11/5/16)

SEASON HIGHS

Tackles: 7 at UK (10/7/17)
TFL: 1.0 vs. Idaho (10/21/17)
TFL Yards: 2 vs. Idaho (10/21/17)
Sacks: TBD
Sack Yards: TBD

NOTABLES ON LB BRANDON LEE

Made two stops vs. Florida (11/4) ... Added five more, including four solo tackles, the next week vs. Tennessee (11/11)
Made four tackles with 1.5 TFLs and a half sack at UConn (10/28) ... Has 20 tackles, 3.0 TFLs and a half sack since being inserted into the starting lineup over the last four games (since Oct. 7 at Kentucky)
Made his first start of the season at Kentucky (10/7) and posted a season-best seven tackles (five solo) ... Had five tackles with a half TFL at Georgia (10/14) ... Posted four tackles with a TFL vs. Idaho (10/21)
Had a pair of solo stops and a QB hurry that resulted in an INT by Logan Chandle in Mizzou's season-opening win vs. Missouri State (9/2)
Versatile linebacker coming off his most impactful season as a Tiger, and he'll look to be a mainstay in the lineup this fall ... Can play any of the linebacking spots, and he'll likely see most of his time at the weakside position
Became an impact player on the defensive side of the ball in 2016, earning four starts late in the season while playing in all 12 games ... Totalled 37 tackles (26 solo) with 4.0 tackles for loss, 2.0 sacks and a pass break-up

Year	GP	UA	A	Total	TFL	TFLY	PD	FF	FR	BLK	UA SK	A SK	Total	SK Yds	INT	INT YD
2015	11	1	4	5	0.0	0	1	0	0	0	0	0	0	0	0	0
2016	12	26	11	37	4.0	13	1	1	1	1	2	0	2	8	0	0
2017	10	21	12	33	3.0	8	1	0	0	0	0	1	0.5	4	0	0
Total	33	48	27	75	7.0	21	3	1	1	1	2	1	2.5	12	0	0

LB



#7 CAM HILTON

St. Louis, Mo. // Webster Groves HS
Junior // 6-0 // 185

CAREER HIGHS

Tackles: 10 vs. Kentucky (10/29/16)
TFL: 1.0, twice
TFL Yards: 5 at South Carolina (11/5/16)
Sacks: 1.0 at South Carolina (11/5/16)
Sack Yards: 5 at South Carolina (11/5/16)

SEASON HIGHS

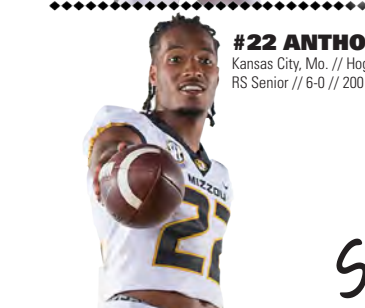
Tackles: 4 vs. Auburn (9/23/17)
TFL: TBD
TFL Yards: TBD
Sacks: TBD
Sack Yards: TBD

NOTABLES ON S CAM HILTON

Posted a pair of solo stops with a PBU at UConn (10/28) ... One tackle vs. Florida (11/4) ... Earned a pair of solo tackles vs. Tennessee (11/11)
Sat out the first half of the South Carolina game (9/9) after being hit with a targeting penalty during a block on a punt return vs. Missouri State (9/2)
Tallied his first two stops of the year against Purdue (9/16) ... Posted a season-high four tackles (three solo) vs. Auburn (9/23) ... Had one stop at Kentucky (10/7) ... Had a special teams tackle at Georgia (10/14) ... First career sack vs. Idaho (10/21)
Among the most athletic talents on the roster, he'll look to compete for a starting role in the secondary, a year after starting half the season in his first year on the defensive side of the ball
Began his Tiger career playing wide receiver, where he made solid contributions for the offense

Year	GP	UA	A	Total	TFL	TFLY	PD	FF	FR	BLK	UA SK	A SK	Total	SK Yds	INT	INT YD
2015	12	1	2	3	0.0	0	0	0	0	0	0	0	0	0	0	0
2016	11	35	14	49	2.5	9	7	0	0	0	1	0	0	1	27	0
2017	9	13	1	14	1.0	4	2	0	0	0	1	0	1	4	0	0
Total	32	49	17	66	3.5	13	9	0	0	0	1	0	1	4	1	27

S



#22 ANTHONY SHERRILLS

Kansas City, Mo. // Hogan Prep HS
RS Senior // 6-0 // 200

CAREER HIGHS

Tackles: 8, three times
TFL: 2.5 vs. Mississippi St. (11/5/15)
TFL Yards: 9 vs. Mississippi St. (11/5/15)
Sacks: 0.5 vs UConn (10/28/17)
Sack Yards: 5 at UConn (10/28/17)

SEASON HIGHS

Tackles: 8 vs. Purdue (9/16/17)
TFL: 1.0, twice
TFL Yards: 3 vs. Auburn (9/23/17)
Sacks: 0.5 vs UConn (10/28/17)
Sack Yards: 5 at UConn (10/28/17)

NOTABLES ON S ANTHONY SHERRILLS

Had a monster game vs. Florida (11/4), posting a pair of takeaways (one INT, one fumble recovery) while posting six tackles from his safety spot ... Followed by another six tackle game vs. Tennessee (11/11), while, once again, forcing two turnovers, an INT along with a forced fumble and fumble recovery ... Has now logged both a fumble recovery and an interception in each of his last two games... There have only been four such performances by a Mizzou defender since 2000, three of them belong to Sherrills.
Tallied a pair of solo tackles, including a TD saving stop, vs. Missouri State in the season-opener (9/2)
Recorded a then-season-high seven tackles against South Carolina (9/9) and then set a new season-high while matching his career-high with eight tackles vs. Purdue (9/16) ... Also added a TFL vs. Purdue (9/16)
Posted seven tackles with a TFL against Auburn (9/23) ... Three tackles vs. Idaho (10/21) after missing the Kentucky and Georgia games in concussion protocol ... Posted a team-high six tackles with a half sack at UConn (10/28)

Year	GP	UA	A	Total	TFL	TFLY	PD	FF	FR	BLK	UA SK	A SK	Total	SK Yds	INT	INT YD
2014	14	8	5	13	0.0	0	0	0	0	0	0	0	0	0	0	0
2015	12	41	23	64	4.0	12	7	1	1	1	0	0	0	0	1	50
2016	12	40	13	53	1.0	6	2	0	0	0	0	0	0	0	1	4
2017	8	35	10	45	2.5	9	0	1	2	0	0	0	1	0.5	5	2
Total	46	124	51	175	7.5	27	9	2	3	0	0	0	1	0.5	5	4

S



#11 JORDAN ULMER

Belleville, Mich. // Belleville
Freshman // 6-2 // 195

CAREER HIGHS

Tackles: 6 vs. MO St. (9/2/17)
TFL: NA
TFL Yards: NA
Sacks: NA
Sack Yards: NA

SEASON HIGHS

Tackles: 6 vs. MO St. (9/2/17)
TFL: NA
TFL Yards: NA
Sacks: NA
Sack Yards: NA

NOTABLES ON S JORDAN ULMER

Became the first Mizzou true freshman defender to start the season opener since All-Pro DE Justin Smith in 1998
Led Mizzou with six tackles in the season opener (all solo stops) while adding a pass deflection vs. Missouri State (9/2) ... Two solo tackles vs. Idaho (10/21)
Field general in the secondary who has great leadership and physical skills ... Loves to hit opposing ball carriers, and plays well in space after converting from linebacker early in his prep career

Year	GP	UA	A	Total	TFL	TFLY	PD	FF	FR	BLK	UA SK	A SK	Total	SK Yds	INT	INT YD
2017	7	8	0	8	0.0	0	1	0	0	0	0	0	0	0.0	0	0
Total	7	8	0	8	0.0	0	1	0	0	0	0	0	0	0.0	0	0

S



#26 COREY FATONY

Franklin, Tenn. // Franklin HS
Junior // 5-11 // 205

CAREER HIGHS

Punts: 10 at Florida (10/15/16)
Punt Yards: 448 at Florida (10/15/16)
Avg (min 3 punts): 53.75 vs. USC (9/9/17)
Long: 70 vs. USC (9/9/17)

SEASON HIGHS

Punts: 9 vs. Purdue (9/16/17)
Punt Yards: 434 vs. Purdue (9/16/17)
Avg (min 3 punts): 53.75 vs. USC (9/9/17)
Long: 70 vs. USC (9/9/17)

NOTABLES ON P COREY FATONY

Fifth in the nation in punting average (45.98) and has Mizzou ranked third nationally and first in the SEC in net punting
Booted four punts vs. Tennessee (11/11) for 198 yards (49.5 avg.), including a pair of 50+ yard kicks.
Punted twice at Kentucky (10/7), boots of 50 and 52 yards with both kicks landing inside the 20 ... Punted six times at Georgia (10/14), pinning the Bulldogs inside the 20 four times with once kick of 50+ and zero return yards
Punted six times, mostly on a short field, and had four of his six punts downed inside the 20 with zero touchbacks as he floated the ball perfectly all game vs. Auburn (9/23)
Posted the longest punt of his career vs. South Carolina (9/9), a 70-yard boot and averaged 53.75 yards on four punts
Punted nine times with an average of 48.22 per punt vs. Purdue (9/16) ... Four of his nine kicks were of 50+ yards with four inside the 20 and two inside the five
Freshman All-American (Sporting News, USA Today), All-SEC Freshman Team, Ray Guy Award Watch List, Ray Guy National Player of the Week (Oct. 10)

Year	GP	Punts	Yards	Avg.	TB	FC	I20	50+	Blkd	KO	Yards	Avg.	TB	OB	
2015	12	81	3477	61	42.9	3	28	23	21	0	43	2700	62.8	18	1
2016	12	66	2894	60	43.8	6	15	25	17	0	0	0	0	0	0
2017	10	41	1885	70	46.0	4	11	18	14	0	0	0	0	0	0
Total	34	188	8256	70	43.9	13	54	66	52	0	43	2700	62.8	18	1

P



#13 RASHAD BRANDON

Jersey City, N.J. // St. Anthony's HS // ASA College
RS Junior // 6-3 // 305

DT

CAREER HIGHS

Tackles: 5 vs. MO St. (9/2/17)
TFL: 2.5 vs. MO St. (9/2/17)
TFL Yards: 10 vs. MO St. (9/2/17)
Sacks: 1.0 vs. MO St. (9/2/17)
Sack Yards: 7 vs. MO St. (9/2/17)

Forced Fumble:
Fumble Rec:
PD:
INT:

SEASON HIGHS

Tackles: 5 vs. MO St. (9/2/17)
TFL: 2.5 vs. MO St. (9/2/17)
TFL Yards: 10 vs. MO St. (9/2/17)
Sacks: 1.0 vs. MO St. (9/2/17)
Sack Yards: 7 vs. MO St. (9/2/17)

Forced Fumble:
Fumble Rec:
PD:
INT:

TBD
TBD
TBD
TBD

NOTABLES ON DT RASHAD BRANDON

Three tackles in his first career start vs. Florida (11/4)
Was tremendous in his Mizzou debut, tallying five tackles with 2.5 going for a loss, including a seven-yard sack, against Missouri State (9/2)
Posted a pair of stops at Kentucky (10/7) ... Posted three stops with a tackle for loss at Georgia (10/14) ... Two tackles with a tackle for loss vs. Idaho (10/21)
Had a pair of tackles against Purdue (9/16) and added a solo stop vs. Auburn (9/23)
Junior college standout who brings potential for providing instant impact in the trenches for Mizzou's defensive line
Was able to join the program in time to take part in spring camp for 2017, where he'll have a chance to make an impression on the defensive line immediately
ESPN.com touts him as the nation's No. 8-ranked junior college defensive tackle prospect

BRANDON'S CAREER STATISTICS

Year	GP	UA	A	Total	TFL	TFLY	PD	FF	FR	BLK	UA SK	A SK	Total	SK Yds	INT	INT YD
2017	9	13	5	18	4.5	16	0	0	0	0	1	0	1	7	0	0
Total	9	13	5	18	4.5	16	0	0	0	0	1	0	1	7	0	0



#99 WALTER PALMORE

Columbus, Ga. // Hardaway HS // Eastern Arizona
Junior // 6-4 // 300

DT

CAREER HIGHS

Tackles: 3 vs. MO St. (9/2/17)
TFL: NA
TFL Yards: NA
Sacks: NA
Sack Yards: NA

Forced Fumble:
Fumble Rec:
PD:
INT:

SEASON HIGHS

Tackles: 3 vs. MO St. (9/2/17)
TFL: NA
TFL Yards: NA
Sacks: NA
Sack Yards: NA

Forced Fumble:
Fumble Rec:
PD:
INT:

TBD
TBD
TBD
TBD

NOTABLES ON DT WALTER PALMORE

Filled up the stat sheet during the week one win over Missouri State (9/2), totaling a team-high six tackles (three solo)
Tallied his first career tackle-for-loss against South Carolina (9/9) ... Missed the Purdue game (9/16) and the Auburn game (9/23) with a sprained knee ... One tackle at Georgia (10/14) and one tackle at UConn (10/28)
Junior college standout who brings potential for providing instant impact in the trenches for Mizzou's defensive line
Was able to join the program in time to take part in spring camp for 2017, where he'll have a chance to make an impression on the defensive line immediately
ESPN.com touted him as the nation's No. 8-ranked junior college defensive tackle prospect

PALMORE'S CAREER STATISTICS

Year	GP	UA	A	Total	TFL	TFLY	PD	FF	FR	BLK	UA SK	A SK	Total	SK Yds	INT	INT YD
2017	7	4	5	9	1.0	2	0	0	0	0	0	0	0.0	0	0	0
Total	7	4	5	9	1.0	2	0	0	0	0	0	0	0.0	0	0	0



#25 JAMAL BROOKS

Bessemer, Ala. // Bessemer City HS
Freshman // 6-1 // 250

LB

CAREER HIGHS

Tackles: 4 at UConn (10/28/17)
TFL: 0.5 1 vs. MO St. (9/2/17)
TFL Yards: 1 1 vs. MO St. (9/2/17)
Sacks: NA
Sack Yards: NA

Forced Fumble:
Fumble Rec:
PD:
INT:

SEASON HIGHS

Tackles: 4 at UConn (10/28/17)
TFL: 0.5 1 vs. MO St. (9/2/17)
TFL Yards: 1 1 vs. MO St. (9/2/17)
Sacks: NA
Sack Yards: NA

Forced Fumble:
Fumble Rec:
PD:
INT:

NA
NA
NA
NA

NOTABLES ON LB JAMAL BROOKS

Career-high four tackles at UConn (10/28)
Totalled a half TFL in his Mizzou debut in the Tigers' win over Missouri State (9/2) ... Tallied a tackle vs. Auburn (9/23) ... Had one tackle vs. Idaho (10/21)
Fast and physical linebacker with a nose for the football and an intensity that his teammates will feed off of
Shows a strong burst to the ball and is quick and aggressive with his reads
A three-star recruit by all of the major recruiting services

BROOKS' CAREER STATISTICS

Year	GP	UA	A	Total	TFL	TFLY	PD	FF	FR	BLK	UA SK	A SK	Total	SK Yds	INT	INT YD
2017	9	3	4	7	0.5	1	0	0	0	0	0	0	0.0	0	0	0
Total	9	3	4	7	0.5	1	0	0	0	0	0	0	0.0	0	0	0



#78 KOBIE WHITESIDE

Houston, Texas // Alief Taylor HS
Freshman // 6-1 // 304

DT

CAREER HIGHS

Tackles: 5 vs. Auburn (9/23/17)
TFL: 1.0, twice
TFL Yards: 11 vs. Auburn (9/23/17)
Sacks: 1.0 vs. Auburn (9/23/17)
Sack Yards: 11 vs. Auburn (9/23/17)

Forced Fumble:
Fumble Rec:
PD:
INT:

SEASON HIGHS

Tackles: 5 vs. Auburn (9/23/17)
TFL: 1.0, twice
TFL Yards: 11 vs. Auburn (9/23/17)
Sacks: 1.0 vs. Auburn (9/23/17)
Sack Yards: 11 vs. Auburn (9/23/17)

Forced Fumble:
Fumble Rec:
PD:
INT:

TBD
TBD
TBD
TBD

NOTABLES ON DT KOBIE WHITESIDE

Had one tackle while playing plenty of meaningful snaps during his Mizzou debut vs. Missouri State (9/2)
Had his first career TFL against Purdue (9/16) ... Tallied a career-high five tackles with his first career sack against Auburn (9/23) ... Tallied one stop at Georgia (10/14) ... One stop at UConn (10/28)
Flew under the radar despite playing at the Class 6A level in Texas and putting together an impressive highlight reel during his senior season
A late find by the Mizzou coaching staff, he committed on the final weekend prior to signing day
He mixes his brute size with tremendous athleticism and quickness that should make him a force along the interior of #DLineZou

WHITESIDE'S CAREER STATISTICS

Year	GP	UA	A	Total	TFL	TFLY	PD	FF	FR	BLK	UA SK	A SK	Total	SK Yds	INT	INT YD
2017	9	2	7	9	2.0	12	0	0	0	0	1	0	1	11	0	0
Total	9	2	7	9	2.0	12	0	0	0	0	1	0	1	11	0	0



#14 ADAM SPARKS

Baton Rouge, La. // Dutchtown HS
Freshman // 6-0 // 172

CB

CAREER HIGHS

Tackles: 6 at Kentucky (10/28/17)
TFL: 1.0 vs. Florida (11/4/17)
TFL Yards: 3 vs. Florida (11/4/17)
Sacks: NA
Sack Yards: NA

Forced Fumble:
Fumble Rec:
PD:
INT:

SEASON HIGHS

Tackles: 6 at Kentucky (10/28/17)
TFL: 1.0 vs. Florida (11/4/17)
TFL Yards: 3 vs. Florida (11/4/17)
Sacks: NA
Sack Yards: NA

Forced Fumble:
Fumble Rec:
PD:
INT:

NA
NA
2 at UConn (10/28/17)
NA

NOTABLES ON DB ADAM SPARKS

Posted his first career TFL vs. Florida (11/4) on the game's opening defensive play
Made first career start at Georgia (10/14) and posted a career-high five tackles ... Matched his career-high with five tackles again vs. Idaho (10/21) ... Four tackles and a pair of pass break-ups at UConn (10/28)
Tallied a tackle in his Mizzou debut against Missouri State (9/2)
Tallied one stop against Purdue (9/16), a team which his brother (Jared) plays QB
Forced into big-time minutes after DeMarkus Acy was ejected for targeting at Kentucky (10/7) and responded with four tackles, a new career-high
Talented cover corner prospect who has good ball skills, but also possesses closing speed and isn't shy about sticking his nose in the run game and getting physical ... Quick and fluid with his movements and has the ability to come out of breaks sharply

SPARKS' CAREER STATISTICS

Year	GP	UA	A	Total	TFL	TFLY	PD	FF	FR	BLK	UA SK	A SK	Total	SK Yds	INT	INT YD
2017	9	12	11	23	1.0	3	2	0	0	0	0	0	0	0.0	0	0
Total	9	12	11	23	1.0	3	2	0	0	0	0	0	0	0.0	0	0



#39 CHRIS TURNER

Hammond, La. // Hammond HS
Freshman // 6-4 // 250

DE

CAREER HIGHS

Tackles: 2 vs. Purdue (9/16/17)
TFL: 0.5, twice
TFL Yards: 1, twice
Sacks: 0.5 at Georgia (10/14/17)
Sack Yards: 1 at Georgia (10/14/17)

Forced Fumble:
Fumble Rec:
PD:
INT:

SEASON HIGHS

Tackles: 2 vs. Purdue (9/16/17)
TFL: 0.5, twice
TFL Yards: 1, twice
Sacks: 0.5 at Georgia (10/14/17)
Sack Yards: 1 at Georgia (10/14/17)

Forced Fumble:
Fumble Rec:
PD:
INT:

TBD
TBD
TBD
TBD

NOTABLES ON DE CHRISTURNER

Tallied his first career sack at Georgia (10/14), a half sack
Played but did not register a stat in week one vs. Missouri State (9/2)
Posted a career-best two tackles with a half tackle for loss against Purdue (9/16)
Well-rounded, versatile end prospect who is effective against the run and in pass rushing situations, thanks to an explosive first step
Has already drawn comparisons to former Mizzou DE and SEC Player of the Year, current Denver Bronco Shane Ray, due to his 4.6 speed and incredible strength
Lengthy arms make him effective in hand-to-hand battle in close quarters ... Highly-motivated athlete who loves playing the game of football

TURNER'S CAREER STATISTICS

Year	GP	UA	A	Total	TFL	TFLY	PD	FF	FR	BLK	UA SK	A SK	Total	SK Yds	INT	INT YD
2017	8	0	3	3	1.0	2	0	0	0	0	0	1	0.5	1	0	0
Total	8	0	3	3	1.0	2	0	0	0	0	0	1	0.5	1	0	0

BARRY ODOM

2nd Season as Mizzou Head Coach
Mizzou, 1999
Career Record: 9-13

- ▼ 15 Years of Experience at Mizzou
- ▼ Mizzou Linebacker (1996-99) under Mizzou head coach Larry Smith
- ▼ Spent Four Years as a Defensive Coordinator (3 at Memphis, 1 at Mizzou)
- ▼ Safeties Coach at Mizzou from 2009-11
- ▼ Mizzou Football Operations from 2006-08
- ▼ Head Coach of Rock Bridge High School (Columbia) from 2001-02
- ▼ True Son who Graduated from Mizzou in 1999
- ▼ Native of Maysville, Okla.



A longtime fixture at Mizzou, Barry Odom, 40, is in his second year guiding a program he has been immersed in at every level for some 15 years – including six in an administrative capacity (2003-08), four as a coach (2009-11, 2015) and four as a highly-successful student-athlete (1996-99). The 2016 season was his first as Mizzou’s head coach, and came after he had spent the previous four seasons as a defensive coordinator, including three at Memphis (2012-14) and one at Missouri, where his units were considered among the nation’s best.

Highly-respected among his coaching peers for his integrity and for his championship vision, Odom has his Tigers pointed in the right direction after a rebuilding year in 2016 that saw Mizzou win four games. They closed the season out in strong fashion, with wins in two of their final three games - with both coming against bowl teams in Arkansas and Vanderbilt. Those victories sent Mizzou into the off-season with a lot of momentum that Odom expects to capitalize on in his second year in command.

Odom was named the 32nd head football coach in program history in December of 2015, and his undeniable passion for Mizzou, coupled with his strong track record of success at each level of his career pointed to him being the right man to lead the Tigers into the future in the nation’s toughest conference.

In 2015, Odom turned in an outstanding season as first-year defensive coordinator for Mizzou under coach Gary Pinkel (who retired after that season), as his Tigers ranked ninth in the nation in total defense, allowing just 302.0 yards per game. Since the NCAA began tracking defensive statistics in 1978, that marked the first time in MU history that Mizzou had produced a top-10 defense. Odom’s defense was also ranked seventh nationally in scoring defense (16.2 avg.), seventh in pass defense (169.2 avg.) and second in tackles for loss (8.8 avg.).

Prior to that, Odom became one of the more highly sought-after coordinators in the country due to three stellar years directing Memphis’ defense from 2012-14. His 2014 defense was a key component of Memphis’ 10-3 season, as his unit finished the regular season ranked fifth nationally in scoring defense (17.1 avg.) and 22nd in total defense (343.3 avg.). That marked an impressive incremental improvement under Odom’s watch, as Memphis ranked 117th nationally in total defense the season prior to his arrival. In his first season at Memphis, the defense improved to 50th nationally (383.6 avg.), followed by a jump to 39th in 2013 (370.7 avg.). Memphis earned a share of the 2014 American Athletic Conference title, giving them a conference title for the first time since 1971.

Odom, a Maysville, Okla., native, played at Mizzou under former Coach Larry Smith, and starred as a linebacker from 1996-99. He ended his playing career with 362 tackles, which still ranks as seventh-most in school history. Odom was a captain for his senior year of 1999, and was a key figure on the Missouri teams which reached bowl games in 1997 and 1998, ending a 14-year postseason drought for Tiger fans.

Success followed Odom’s career path at each future stop after his playing days. After earning his undergraduate degree in December of 1999, he served as an intern with Mizzou’s Tiger Scholarship Fund while he worked on his Master’s in Education from the University of Missouri (which he would earn in May of 2004). He returned to his home state of Oklahoma in July of that year to serve as an assistant football coach for his alma mater Ada High School, which finished that season as runners-up for a state title.

Born Nov. 26, 1976, in Lawton, Okla., Odom and his wife Tritia (Tia) were married in July of 2000. Tia is a native of Kahoka, Mo., and is a graduate of MU’s College of Human Environmental Sciences. The couple has three children – sons James Trump and Garyt Robert, and daughter Anna Lockwood.



ABOVE: Coach Odom at his introductory press conference with his wife, Tia, and children James Trump, Garyt Robert and Anna Lockwood.



BELOW: Coach Odom at Mizzou’s 2016 Spring Game with SEC Network’s Kayce Smith.



WHAT THEY’RE SAYING...

FORMER MIZZOU HEAD COACH GARY PINKEL ON BARRY ODOM

“I’m so happy for Barry, he’s absolutely the right guy for the job. You saw the reaction he got from the team and that says it all. He’s got a great plan to take the MizzouMade legacy and make it even better, and I know he’ll work extremely hard to do that and make our fans proud. Barry is a man’s man, he’s a person of great integrity who treats people the right way. He’s got exceptional leadership skills and people skills, and he will run a tough, disciplined program. At the same time, he cares very much for his players, and it will show. I know he expects to come in and take Mizzou Football to a higher level, and I look forward to watching that happen.”

VIRGINIA TECH HEAD COACH JUSTIN FUENTE ON BARRY ODOM

“The University of Missouri has selected an outstanding coach and leader in Barry Odom. Not only does Barry possess a great defensive mind, he has a unique ability to connect with and motivate kids. I’ve always known that it was not a matter of if, but when, Barry would be a head coach. I have no doubt he’ll do a great job with the opportunity he’s been given.”

OKLAHOMA ATHLETIC DIRECTOR JOE CASTIGLIONE ON BARRY ODOM

“From the moment I met him on his official visit as a prospective student-athlete, through watching his playing years as a Tiger, it was clearly evident that Barry Odom’s character, leadership skills and intent to make everyone around him better would position him for success in everything he pursued. I’ve followed his career journey ever since with great interest. I’m absolutely thrilled for him as he realizes his dream of becoming Head football Coach at Mizzou. He has taken every opportunity to properly prepare for this moment and I firmly believe he will lead Missouri to a lot of success.”



OFFENSIVE COORDINATOR JOSH HEUPEL // QUARTERBACKS

Second Season at Mizzou
Hometown: Aberdeen, S.D.
Alma Mater: Oklahoma, 2001

OC

NOTABLES ON OC JOSH HEUPEL

The first hire made by Barry Odom after taking over as Mizzou's 32nd head coach was Offensive Coordinator/Quarterbacks Coach Josh Heupel. The move paid immediate dividends for Odom's program, as Heupel transformed Mizzou's offense in short time into arguably the nation's most improved attack a year ago. The improvement Mizzou saw on offense under Heupel's direction was eye-popping in 2016. Mizzou led the SEC and ranked 13th nationally in total offense last year (500.5 ypg), a year after Mizzou ranked 124th in 2015 (280.9 ypg). Other huge statistical spikes of improvement came in passing offense (20th nationally in 2016; Mizzou was 113th in 2015), rushing offense (38th in 2016; 119th in 2015) and scoring (48th in 2016; 126th in 2015). Additionally, Heupel oversaw the continued development of sophomore QB Drew Lock into one of the SEC's top signal callers. In only his first full year as a starter, Lock took to Heupel's comprehensive coaching and blossomed into a 3,000-yard passer. Lock led the SEC with his 283.2 yards per game average, and finished with 3,399 yards and 23 touchdowns. Heupel brought with him to Mizzou an impressive track record of success, including four national championship game appearances, seven BCS bowl games and coaching oversight of two Heisman Trophy winning quarterbacks. Including the 2016 at Mizzou, he has 14 years of coaching and recruiting experience at the highest level, including the last six seasons as offensive coordinator and play caller at Mizzou, Oklahoma and Utah State. Heupel finished his first season as assistant head coach/offensive coordinator/quarterbacks coach in 2015 with Utah State.



CO-DEFENSIVE COORDINATOR RYAN WALTERS // SECONDARY

3rd Season at Mizzou
Hometown: Los Angeles, Calif.
Alma Mater: Colorado, 2008

CO-DC

NOTABLES ON CO-DC RYAN WALTERS

In his third year with the Mizzou coaching staff is Ryan Walters, who came to MU with Barry Odom in February of 2015 when Odom was announced as the defensive coordinator. When he was named Mizzou's head coach, Odom kept Walters on board to continue coaching the Tiger safeties. Thanks to his outstanding work on the field, as well as in recruiting circles, Odom named Walters Co-Defensive Coordinator prior to the 2016 season, and now in 2017, Walters will coach the entire secondary, as he brings the cornerbacks into his position room. Walters was a key factor in Mizzou's 2015 defense that finished in the top 10 nationally in total defense, scoring defense and pass defense. He also developed senior Ian Simon and sophomore Anthony Sherrills into two of the top safeties in the SEC in 2015. Walters, 31, came to Mizzou after spending the 2014 season as cornerbacks coach at Memphis, where he worked with Odom. At Memphis, the pair oversaw a defense that was among the most improved in the nation. Memphis went 10-3 in 2014, thanks in large part to its defense which ranked fifth nationally in points allowed (17.1 ppg) and 22nd in total defense (343.3 ypg) in the regular season.



ASSOCIATE HEAD COACH ANDY HILL // WR

22nd Season at Mizzou
Hometown: Trenton, Mo.
Alma Mater: Missouri, 1985

WR'S

NOTABLES ON WR COACH ANDY HILL

Andy Hill has coached 21 seasons at the University of Missouri, making him the longest-tenured coach on the Tiger football staff. In fact, only one other assistant coach in MU football history ever enjoyed a longer tenure at Mizzou: Clay Cooper (29 seasons). Hill's 21st season on the MU sideline in 2016 tied him for second place on the longevity list with Chaucey Simpson (1934-54). In 2016, Hill transitioned back to coaching the wide receivers, a role that gained him some well-deserved recognition from 1996-2012, coaching some of the best players in Mizzou history. He spent 2013-15 coaching Mizzou's quarterbacks, including mentoring freshman starter Drew Lock in 2015.



ASSISTANT HEAD COACH CORNELL FORD // RB

17th Season at Mizzou
Hometown: Gary, Ind.
Alma Mater: Toledo, 1991

RB

NOTABLES ON RB COACH CORNELL FORD

Cornell Ford is in his 17th season at Mizzou and in his second with the title of assistant head coach and working with the Tiger running backs. The 2016 season saw Ford switch to the offensive staff, and his first season mentoring the backfield couldn't have gone better, as his backs were a key reason why Mizzou's offense was one of the most improved in the nation. Before working with the running backs, Ford spent 12 years coaching the Tiger cornerbacks, after he focused on MU's outside safeties his first three years. Ford is also the Tigers' chief recruiter in St. Louis, where he has signed some of the very best players in the state who have been critical to Mizzou's success over the years.



ASSISTANT COACH GLEN ELARBEE // OL

2nd Season
Hometown: Carrollton, Ga.
Alma Mater: Middle Tennessee, 2003, 2004

OL

NOTABLES ON OL GLEN ELARBEE

In his second year with Barry Odom's program is Offensive Line Coach Glen Elarbee. In his first year with Mizzou, Elarbee proved that he is undoubtedly one of the top line coaches in the nation, as he took the nation's youngest and most inexperienced group (with just three combined career returning games started from 2015) and molded them into one of the nation's most improved lines. In 2016, the improvement Mizzou saw on offense with Elarbee's help was eye-popping. Mizzou led the SEC and ranked 13th nationally in total offense last year (500.5 ypg), a year after Mizzou ranked 124th in 2015 (280.9 ypg). Other huge statistical spikes of improvement came in passing offense (20th nationally in 2016; Mizzou was 113th in 2015), rushing offense (38th in 2016; 119th in 2015) and scoring (48th in 2016; 126th in 2015). His line finished first in the nation in tackles for loss allowed (2.92), the lowest in the nation for any team since at least 2005.



ASSISTANT COACH JOE JON FINLEY // TE

2nd Season at Mizzou
Hometown: Arlington, Texas
Alma Mater: Oklahoma, 2008

TE

NOTABLES ON TE COACH JOE JON FINLEY

One of the top young position coaches in the country is second-year Mizzou tight ends coach Joe Jon Finley. Finley joined Barry Odom's first staff at Mizzou prior to the 2016 season, and his tight ends played a vital role in MU's offense becoming one of the most improved in the nation. Senior Sean Culkin enjoyed a career year in 2016, as he had career-bests in receptions (24), and yardage (282), while he and fellow tight ends Kendall Blanton (Soph.), Jason Reese (Junior) and Tyler Hanneke (Senior) also all contributed heavily in Mizzou's much-improved run game. Following the 2017 NFL Draft, Culkin signed a free agent contract with the Los Angeles Chargers. Finley coaches a position in which he was an all-conference performer in his playing days for the Oklahoma Sooners.




ASSISTANT COACH BRICK HALEY // DL

1st Season
Hometown: Gadsden, Ala.
Alma Mater: Alabama A&M, 1988

DL

NOTABLES ON DL BRICK HALEY

University of Missouri Head Football Coach Barry Odom added longtime defensive line coach and Southeastern Conference veteran Brick Haley to his coaching staff in the offseason. Haley will serve as Mizzou's defensive line coach, a position he has coached with great success for 19 years overall, including the last 13 straight. In all, Haley — an outstanding recruiter and developer of talent — has logged 26 years as a full-time defensive coach, including three as defensive coordinator, and two as an assistant in the National Football League. Haley comes to Mizzou after spending the past two seasons at Texas, where he coached the Longhorn defensive line. This past season, Texas' defense led the Big 12 Conference in both quarterback sacks (3.42 per game) and tackles for loss (7.6 per game), while ranking 5th and 16th nationally in those categories, respectively. In 2015, Texas ranked fifth in the NCAA in sacks.



ASSISTANT COACH BRIAN ODOM // OUTSIDE LB'S

1st Season at Mizzou
Hometown: Ada, Okla.
Alma Mater: Southeastern Oklahoma, 2004

LB

NOTABLES ON OLB COACH BRIAN ODOM

Brian Odom, who is in his first season as outside linebackers coach for Mizzou, is actually in his second tour of duty with the Tigers. He began his career in athletics as an administrative and defensive graduate assistant coach on Gary Pinkel's staff in 2005. He comes to Mizzou from Washington State, where he was the defensive quality control assistant for the 2015 and 2016 seasons. At WSU, Brian was instrumental in the Cougars' defensive turnaround, working under Defensive Coordinator and former Mizzou assistant coach Alex Grinch. Prior to Washington State, Brian spent three years running the football strength and conditioning program at the University of Houston (2012-14), after spending seven years working with the football performance program at the University of Arizona (2005-11).

STARTS BY POSITION

OFFENSE

Table showing starts for offensive players from 2013 to 2017. Includes columns for Year, Position, Starts, and Total starts.

RECEIVERS

Table showing starts for receiver players from 2013 to 2017. Includes columns for Year, Position, Starts, and Total starts.

QB'S

Table showing starts for quarterback players from 2013 to 2017. Includes columns for Year, Position, Starts, and Total starts.

TAILBACKS

Table showing starts for tailback players from 2013 to 2017. Includes columns for Year, Position, Starts, and Total starts.

DEFENSE

Table showing starts for defensive players from 2013 to 2017. Includes columns for Year, Position, Starts, and Total starts.

LINEBACKERS

Table showing starts for linebacker players from 2013 to 2017. Includes columns for Year, Position, Starts, and Total starts.

SECONDARY

Table showing starts for secondary players from 2013 to 2017. Includes columns for Year, Position, Starts, and Total starts.

* - eight starts were as a S at Kansas State

CAREER PARTICIPATION

Main career participation table with columns for Career G-GS, 2017 G-GS, 2016 G-GS, 2015 G-GS, 2014 G-GS, and 2013 G-GS. Lists all players and their stats.

MOST GAMES PLAYED

Table listing the top 6 players for most games played with their corresponding game counts.

MOST STARTS

Table listing the top 3 players for most starts with their corresponding start counts.

CONSECUTIVE GAMES PLAYED STREAK

Table listing the top 4 players for consecutive games played streak with their streak lengths.

CONSECUTIVE STARTS

Table listing the top 1 player for consecutive starts with their start count.

MIZZOU

RUSHING

30 attempts _____ 31 - Ish Witter at Tennessee, 11/19/16
 25 attempts _____ 31 - Ish Witter at Tennessee, 11/19/16
 100 yards _____ 216, 155 - Ish Witter, Larry Rountree III vs. Tennessee, 11/11/17
 200 yards _____ 216 - Ish Witter vs. Tennessee, 11/11/17
 3 TDs _____ 3 - Larry Rountree III vs. Florida, 11/4/17
 4 TDs _____ 4 - Damarea Crockett vs. Middle Tennessee, 10/22/16
 50+ yard rush _____ 64, 52 - Larry Rountree III, Ish Witter vs. Tennessee, 11/11/17
 75+ yard rush _____ 86 - Henry Josey at Kentucky, 11/9/13
 Two 100-yard performances _____ 216 - Ish Witter vs. Tennessee, 11/11/17
 (same game) _____ 155 - Larry Rountree III vs. Tennessee, 11/11/17
 Four consecutive 100-yard games _____ Henry Josey
 (same season) _____ 129 vs. Iowa State, 10/15/11
 _____ 138 vs. Oklahoma State, 10/22/11
 _____ 162 at Texas A&M, 10/29/11
 _____ 132 at Baylor, 11/5/11

PASSING

30-39 attempts _____ 37 - Drew Lock at UConn, 10/28/17
 40-49 attempts _____ 42 - Drew Lock at Kentucky, 10/7/17
 50 attempts _____ 51 - Drew Lock at West Virginia, 9/3/16
 30-39 completions _____ 31 - Drew Lock at UConn, 10/28/17
 300 yards _____ 377 - Drew Lock at UConn, 10/28/17
 400 yards _____ 467 - Drew Lock vs. Idaho, 10/21/17
 75+ yard completion _____ 75 - Drew Lock to Johnathon Johnson at Kentucky, 10/7/17
 Two QBS over 100 yards _____ Maty Mauk, 181; Drew Lock 138 vs. SEMO, 9/5/15
 3 TDs _____ 4 - Drew Lock vs. Tennessee, 11/11/17
 4 TDs _____ 4 - Drew Lock vs. Tennessee, 11/11/17
 5 TDs _____ 5 - Drew Lock at UConn, 10/28/17
 6 TDs _____ 6 - Drew Lock vs. Idaho, 10/21/17
 7 TDs _____ 7 - Drew Lock vs. Missouri State, 9/2/17
 4 interceptions _____ Maty Mauk vs. Georgia, 10/11/14
 5 interceptions _____ Terry McMillan vs. Penn State, 1/1/70
 6 interceptions _____ Kent Kiefer vs. Miami (Fla), 9/23/89

RECEIVING

10+ receptions _____ 11 - J'Mon Moore vs. Idaho, 10/21/17
 150 yards _____ 174 - J'Mon Moore vs. Idaho, 10/21/17
 200 yards _____ 233 - Danario Alexander vs. Kansas, 11/28/09
 75+ yard reception _____ 75 (TD) - Johnathon Johnson, 10/7/17
 Two 100-yard performances _____ 187 (4) - J'Mon Moore vs. Missouri State, 9/2/17
 (same game) _____ 116 (5) - Johnathon Johnson, 9/2/17
 Three 100-yard performances _____ 172 (6) - Jeremy Maclin vs. Nevada, 9/13/08
 (same game) _____ 127 (6) - Chase Coffman vs. Nevada, 9/13/08
 _____ 100 (6) - Tommy Saunders vs. Nevada, 9/13/08
 3 TDs _____ Albert Okwuegbunam vs. Idaho, 10/21/17
 4 TDs _____ J'Mon Moore vs. Delaware State, 9/24/16

DEFENSIVE

15+ tackles _____ 17 - Kentrell Brothers at Georgia, 10/17/15
 3.0+ sacks _____ 3.0 - Marcell Frazier vs. Arkansas, 11/25/16
 3.0+ TFL _____ 4.0 - Marcell Frazier vs. Arkansas, 11/25/16
 4.0+ TFL _____ 4.0 - Marcell Frazier vs. Arkansas, 11/25/16

TOTAL OFFENSE (RUSHING & PASSING)

400+ yards _____ 465 - Drew Lock vs. Idaho, 10/21/17
 300-399 yards _____ 370 - Drew Lock at UConn, 10/28/17

FIELD GOALS

50 yards _____ 52, 50 - Andrew Baggett vs. Arkansas, 11/28/14
 4 FG made _____ 4 - Grant Ressel vs. Kansas, 11/28/09
 5 FG made _____ 5 - Andrew Baggett vs. Florida, 10/19/13
 6 FG attempted _____ 7 - Tom Whelihan vs. Oklahoma State, 11/16/85

TOUCHDOWN RETURNS (YARDAGE)

Kickoff _____ 96 - Marcus Murphy at Florida, 10/18/14
 Punt _____ 85 - Richaud Floyd vs. Idaho, 10/21/17
 Interception _____ 19 - Aarion Penton vs. Vanderbilt, 11/12/16
 Fumble _____ 21 - Markus Golden at Florida, 10/18/14
 Blocked Field Goal _____ 70 - Carlos Posey vs. West Virginia, 12/26/98
 Blocked Punt _____ 41 - Aarion Penton vs. SEMO, 9/5/15

TEAM

Shut out opponent at Faurot Field _____ 79-0 vs. Delaware State, 9/24/16
 Shut out opponent on the road _____ 14-0 at Iowa State, 11/20/10
 Shut out opponents, back-to-back _____ 27-0 at Kansas State, 10/8/66
 _____ 7-0 vs. Oklahoma, 10/15/66
 Won in overtime _____ 51-48 (4 OT) at Tennessee, 11/10/12
 Blocked a punt _____ vs. Mississippi State (Kentrell Brothers), 11/5/15
 Blocked a field goal _____ at Toledo (Harold Brantley), 9/6/14
 Blocked a PAT _____ vs. UConn (Kentrell Brothers), 9/19/15
 Scored a safety _____ vs. UConn (Clarence Green blocked punt), 9/19/15
 Scored a 2-point conversion _____ vs. Tennessee (Drew Lock pass to Jason Reese), 11/21/15
 Game-winning field goal _____ 35 yards, Andrew Baggett at Tennessee, 11/10/12
 Scored 50 points _____ 50-17 win vs. Tennessee, 11/11/17
 Scored 60 points _____ 68-21 win vs. Idaho, 10/21/17
 600 yards of total offense _____ 659 vs. Tennessee, 11/11/17
 700 yards of total offense _____ 815 win vs. Missouri State, 9/2/17
 800 yards of total offense _____ 815 win vs. Missouri State, 9/2/17
 When scoring 60 points _____ 52-0
 When scoring 50 points _____ 64-0
 When scoring 40 points _____ 157-3

OPPONENT

RUSHING

30+ attempts _____ 38 - Benny Snell, Kentucky, 10/29/16
 200 yards _____ 215 - I'Tavius Mathers, Middle Tennessee, 10/22/16
 300 yards _____ 304 - Tre Mason, Auburn, 12/7/13
 3 TDs _____ Derrius Guice (3) and Darrel Williams (3), LSU, 10/1/16
 4 TDs _____ 5, Kerryon Johnson, Auburn, 9/23/17
 Two 100-yard performances _____ Joshua Dobbs (190), John Kelly (101), at Tennessee, 11/19/16
 (same game)

PASSING

40-49 attempts _____ 41 - Brent Stockstill, 10/22/16
 50+ attempts _____ 55 - Jacob Eason, Georgia 9/17/16
 30-39 completions _____ 33 - Clint Chelf, Oklahoma State, 1/3/14
 40+ completions _____ 44 - Graham Harrell, Texas Tech, 10/20/07
 400 yards _____ 404 - Tyler Bray, Tennessee, 11/10/12
 500 yards _____ 510 - Kliff Kingsbury, Texas Tech, 10/19/02
 4 TDs _____ Brent Stockstill, Middle Tennessee, 10/22/16
 5 TDs _____ Juice Williams, Illinois, 8/30/08

RECEIVING

10+ receptions _____ 10 - Isaiah McKenzie, 9/17/16
 200+ yards _____ 244 - Alec Lemon, Syracuse, 11/17/12
 175-199 yards _____ 180 - Aaron Pflugrad, Arizona State, 9/9/11
 150-174 yards _____ 163 - Malik Earl, Missouri State, 9/2/17
 2 TDs _____ Jauan Jennings, at Tennessee, 11/19/16
 3 TDs _____ Ryan Broyles, Oklahoma, 9/24/11
 Two 100-yard performances _____ 115 - Fred Ross, Mississippi State, 11/5/15
 (same game) _____ 102 - De'Runnya Wilson - Mississippi State, 11/5/15

TOTAL OFFENSE (RUSHING & PASSING)

500 yards _____ 506 - Todd Reesing, Kansas, 11/28/09
 400 yards _____ 413 - Joshua Dobbs, at Tennessee, 11/19/16

FIELD GOALS


50+ yards _____ 53 - Austin MacGinnis, Kentucky, 10/7/17
 4 FG made _____ 4 - Rodrigo Blankenship, Georgia, 10/14/17
 3 FG made _____ 4 - Rodrigo Blankenship, Georgia, 10/14/17

TOUCHDOWN RETURNS (YARDAGE)

Kickoff _____ 97 - Deebo Samuel, South Carolina, 9/9/17
 Punt _____ 0 (In Endzone) - Malcolm Williams, Texas, 10/24/09
 Interception _____ 70 - Nigel Warrior, Tennessee, 11/11/17
 Fumble _____ 12 - Curtis Lofton, Oklahoma, 10/13/07

TEAM

Shut out Mizzou at Faurot Field _____ 34-0 vs. Georgia, 10/11/14
 Shut out Mizzou on road _____ 66-0 at Kansas State, 11/20/99
 Scored 30-39 points _____ 31 - South Carolina, loss 9/9/17
 Scored 40-49 points _____ 40, Kentucky, loss, 10/7/17
 Scored 50-59 points _____ 53 - Georgia, loss, 10/14/17
 Scored 60+ points _____ 63 - at Tennessee, loss, 11/19/16
 Scored safety _____ UConn, 10/28/17



SHOW ME

#TheZOU

- ▼ Opened in 1926
- ▼ Built for a cost of \$350,000
- ▼ Initial seating capacity was 25,000
- ▼ Named Memorial Stadium in honor of the 112 Mizzou graduates and students who died in World War I
- ▼ The Rock M overlooking the North endzone debuted in 1927, and was assembled by the freshman class
- ▼ Seating capacity is 71,168 in 2017
- ▼ MU all-time record at Memorial Stadium is 283-181-20 (60.5%)
- ▼ Field was named in 1972 after Hall of Fame Coach Don Faurot
- ▼ Approximately \$50 million of construction investment provided new amenities prior to 2014, including:
 - ▼ East side addition which added a new upper deck (called the Tiger Deck), which added 4,500 seats
 - ▼ A new club/lounge level (called the Columns Club) complete with outdoor loge seating and two suites
 - ▼ New lighting towers
 - ▼ Ribbon/message boards on both the east and west sides
 - ▼ Newly-created tailgating area beyond the southwest corner of the stadium called Truman's Terrace

MIZZOU AT MEMORIAL STADIUM

- ▼ **Record:** 287-184-20 (90 seasons)
- ▼ **Most Consecutive Winning Seasons:** 6, 1938-43
- ▼ **Most Games, Season:** 7, 1956 (3-3-1), 1981 (5-2), 1983 (5-2), 1985 (0-7), 1987 (4-3), 2006 (6-1), 2012 (3-4), 2013 (6-1), 2014 (5-2), 2016 (4-3), 2017 (4-3)
- ▼ **Most Wins, Season:** 6, 2003 (6-0), 2006 (6-1), 2007 (6-0), 2010 (6-0), 2013 (6-1)
- ▼ **Most Losses, Season:** 7, 1985 (0-7)
- ▼ **Most Consecutive Wins:** 20, 1938-43
- ▼ **Longest Unbeaten Streak:** 20, 1938-43
- ▼ **Most Consecutive Losses:** 8, 1984-85
- ▼ **Undefeated Seasons:** 17, 1926 (3-0-2), 1927 (3-0), 1936 (4-0), 1939 (4-0), 1940 (4-0), 1941 (4-0), 1942 (4-0), 1945 (3-0), 1948 (4-0), 1960 (5-0), 1962 (4-0-1), 1969 (5-0), 1974 (5-0), 1982 (5-0-1), 2003 (6-0), 2007 (6-0), 2010 (6-0)
- ▼ **Winless Seasons:** 5, 1932 (0-3-1), 1934 (0-4), 1955 (0-5), 1985 (0-7), 1994 (0-6)
- ▼ **Record on Natural Grass (1926-84, 95-2002):** 198-119-17 (.618)
- ▼ **Record on Omniturf (1985-94):** 20-38-3 (.353)
- ▼ **Record on FieldTurf (2003-Present):** 66-21 (.753)



MIZZOU RECORD CROWDS

Home Games	Attendance	Opponent	Date
1.	75,298	Penn State	Oct. 4, 1980
2.	75,136	Texas	Sept. 29, 1979
3.	74,575	Nebraska	Nov. 3, 1979
4.	73,655	Alabama	Sept. 16, 1978
5.	72,348	Nebraska	Oct. 15, 1983
6.	72,333	Colorado	Oct. 18, 1980
7.	72,001	Nebraska	Oct. 24, 1981
8.	71,291	Oklahoma	Nov. 17, 1979
9.	71,168	Georgia	Oct. 11, 2014
	71,168	Arkansas	Nov. 28, 2014

SINCE 1995	Attendance	Opponent	Date
1.	71,168	Arkansas	Nov. 28, 2014
	71,168	Georgia	Oct. 11, 2014
3.	71,004	Alabama	Oct. 13, 2012
	71,004	Arizona State	Sept. 15, 2012
	71,004	Georgia	Sept. 8, 2012
	71,004	Iowa State	Oct. 15, 2011
	71,004	Oklahoma	Oct. 23, 2010
	71,004	Texas	Oct. 24, 2009
9.	70,767	Florida	Oct. 10, 2015
10.	70,079	UConn	Sept. 19, 2015

SCHEDULE

NOTES

PLAYER BIOS

COACHES

MISC.

ROSTER/
DEPTH



SHOW ME

THE \$98M FUTURE OF #TheZOU

▼ The University of Missouri Board of Curators unanimously voted on Aug. 25 to approve construction of Mizzou Athletics' \$98 million south end zone facility at Faurot Field/Memorial Stadium. This project will provide state-of-the-art training facilities for Mizzou Football, create additional premium seating opportunities and game-day enhancements for all Tiger fans to enjoy, and bring new jobs to Columbia.

▼ The Board of Curators' total approved project budget is \$98 million; to consist of campus infrastructure funds totaling \$800,000, long-term debt financing not to exceed \$57 million and private gifts covering the remainder of the project costs.

▼ The Tigers' new football operations area will include team and staff locker rooms, an enhanced sports medicine facility featuring a Hydrotherapy area with recovery pools, Hyroworx and lap pools, a weight room, nutrition oasis and equipment room, as well as team and position meeting rooms, and coaches offices. A grand lobby entrance at field level showcasing Mizzou's proud football tradition will greet visitors, and a recruiting lounge will allow the Tigers' staff to host recruits

- ▼ Since the athletics department received its first pledge toward the new facility last September, the generosity of 42 individuals, coupled with Sterk's visionary leadership, has generated more than \$50 million in pledges over the last 11 months to help this game-changing project come to fruition. Construction of the nearly 200,000-square foot facility, which includes more than 150,000 square feet of enclosed space, is expected to start in early 2018 with the demolition of the stadium's south end zone grandstands, and be completed ahead of the 2019 campaign.
- ▼ Memorial Stadium's capacity, currently listed at 71,168, will be around 65,000 when the largest capital project in Mizzou Athletics history is complete, according to school officials.
- ▼ Coach Odom: "Missouri is making a bold statement with today's announcement and I am confident that it not only will pay big dividends in recruiting, but it will help improve our game-day atmosphere throughout the stadium," he added. "I can't wait to get the shovels in the ground and get going. I am thankful to lead the Mizzou Football program and represent our University and State, and am pleased we have undertaken a project of this stature.



LUXURY SEATING

- ▼ 16 Suites
- ▼ 750-person field-level club
- ▼ 1,254-seat indoor club
- ▼ General seating area for 1,324 fans
- ▼ A full kitchen will also be constructed in the facility to service the new premium areas, and new video boards will further enhance the Mizzou game-day experience.
- ▼ AD Jim Sterk: "Our goal is to build one of college football's premier facilities for our student-athletes and coaches to utilize on a daily basis, and we are confident that we can achieve that within the project's budget and scope," he added. "When this facility is completed, not only will it be an incredible asset in recruiting, but our expectations are that it will enhance the game-day environment for our fans at Memorial Stadium, too."

#	Name	Pos.	Ht.	Wt.	Yr.	Hometown	High School (Previous)
1	Anthony Hines**	S	6-1	195	Sr.	South San Francisco, Calif.	El Camino/Coll. of San Mateo
2	T.J. Warren*	LB	5-11	210	So.	Cyners, Ga.	Rockdale County
2	Micah Wilson	QB	6-3	215	RSFr.	Tulsa, Okla.	Lincoln Christian
3	Drew Lock**	QB	6-4	225	Jr.	Lee's Summit, Mo.	Lee's Summit
3	Ronnell Perkins*	S	6-0	205	So.	St. Louis, Mo.	University City
4	Brandon Lee**	LB	6-2	230	Jr.	Indianapolis, Ind.	Lawrence Central
4	Isaiah Miller	RB	5-11	195	Fr.	Baldwin, Fla.	Baldwin
5	Terry Beckner, Jr.**	DL	6-4	290	Jr.	East St. Louis, Ill.	East St. Louis
5	Taylor Powell	QB	6-2	195	Fr.	Fayetteville, Ark.	Fayetteville
6	J'Mon Moore***	WR	6-3	205	Sr.	Missouri City, Texas	Elkins
6	Tavon Ross**	LB	6-0	210	Jr.	Cochran, Ga.	Bleckley County
7	Nate Brown**	WR	6-3	210	Jr.	Suwanee, Ga.	North Gwinnett
7	Cam Hilton**	S	6-0	190	Jr.	St. Louis, Mo.	Webster Groves
8	Justin Smith	WR	6-7	210	So.	Dublin, Ga.	West Laurens
8	Thomas Wilson***	S	5-10	200	Sr.	Suwanee, Ga.	(Buford
9	Hayden Rymer	QB	6-1	210	RSFr.	Windermere, Fla.	First Academy
10	Tyree Gillespie	S	6-0	202	Fr.	Ocala, Fla.	Vanguard
10	Jason Reese***	TE	6-5	255	Sr.	Eulless, Texas	Trinity
11	Kendall Blanton**	TE	6-6	265	Jr.	Blue Springs, Mo.	Blue Springs South
11	Jordan Ulmer	S	6-2	190	Fr.	Belleville, Mich.	Belleville
12	Johnathon Johnson*	WR	5-10	185	So.	Memphis, Tenn.	Melrose
12	Dominic Nelson	S	6-0	205	Jr.	Florissant, Mo.	Florissant
13	Rashad Brandon	DL	6-3	305	Jr.	Jersey City, N.J.	St. Anthony's/ASA College
13	Carrington Huddleston	DB	5-9	160	Fr.	Glenwood, Ala.	Glenwood
14	Adam Sparks	DB	6-0	163	Fr.	Baton Rouge, La.	(Dutchtown
14	Ray Wingo	WR	5-11	175	Jr.	St. Louis, Mo.	St. Louis University High
15	Grant Jones*	LB	6-3	225	Jr.	Columbia, Mo.	(Hickman
16	Damarea Crockett**	RB	5-11	225	So.	Little Rock, Ark.	Christian
16	Marcell Frazier**	DL	6-5	265	Sr.	Portland, Ore.	Douglas/College of Siskiyou
17	DeMarkus Acy*	DB	6-2	195	So.	Dallas, Texas	Wilmer-Hutchins
17	Richaud Floyd*	WR	5-11	185	So.	Gulfport, Miss.	Gulfport
18	Joshuah Bledsoe	S	6-0	190	Fr.	Houston, Texas	Dekaney
18	Dominic Collins	WR	6-2	180	Sr.	Fullerton, Calif.	El Toro/Saddleback CC
19	Jack Lowary	QB	6-4	215	So.	Huntington Beach, Calif.	Mater Dei/Long Beach CC
19	Tucker McCann*	PK	6-0	205	So.	O'Fallon, Ill.	O'Fallon
19	Terry Petry**	DB	6-1	160	Fr.	Missouri City, Texas	Ridge Point
20	Myles Eaddy	DL	6-0	230	RSFr.	Plantation, Fla.	American Heritage
20	Kaleb Prewett	S	6-1	210	Jr.	Blue Springs, Mo.	Blue Springs/Kansas State
21	Christian Holmes*	DB	6-1	195	So.	Leland, Miss.	McNair
21	Ish Witter***	RB	5-10	195	Sr.	Tampa, Fla.	Alonso
22	Dawson Downing	RB	6-0	225	RSFr.	Mission, Kan.	Bishop Miege
22	Anthony Sherrills***	S	6-0	205	Sr.	Kansas City, Mo.	Hogan Prep
24	Terez Hall**	LB	6-2	230	Jr.	Lithonia, Ga.	King
24	Cameron Rivers	WR	6-4	195	Sr.	St. Louis, Mo.	McCluer North/Missouri Valley
25	Jamal Brooks	LB	6-1	227	Fr.	Bessemer, Ala.	Bessemer City
26	Corey Fatony**	P	5-11	205	Jr.	Franklin, Tenn.	Franklin
28	Logan Cheadle***	DB	5-10	180	Sr.	Lee's Summit, Mo.	West
28	Steven Spadarotto	WR	6-2	185	Jr.	Santa Maria, Calif.	Righetti
29	Nate Anderson	DL	6-4	250	Jr.	Roswell, N.M.	Prattville [Ala.] HS/N.M. Military Inst
30	Barrett Banister	WR	6-0	175	Fr.	Fayetteville, Ark.	Fayetteville
30	Ryan Dalley	S	6-1	190	So.	Mundelein, Ill.	Carmel Catholic
31	Finis Stribling IV**	S	5-11	190	Jr.	Thompson's Station, Tenn.	Independence
32	Zion Sales	DB	5-10	180	Fr.	Southlake, Texas	Southlake
33	Jerod Alton	DB	5-10	180	RSFr.	Kirkwood, Mo.	Kirkwood
33	Larry Rountree III	RB	5-10	183	Fr.	Raleigh, N.C.	Millbrook
34	Joey Burkett***	LB	6-2	225	Sr.	Jefferson City, Mo.	Jefferson City
36	Daniel Ellinger	WR	6-4	210	RSFr.	Jefferson City, Mo.	Jefferson City
38	Eric Beisel***	LB	6-3	240	Sr.	Fenton, Mo.	Rockwood Summit
39	Chris Turner	DL	6-4	225	Fr.	Hammond, La.	Hammond
40	Aubrey Miller, Jr.	LB	6-2	210	Fr.	Memphis, Tenn.	Whitehaven
41	Chance May	LB	6-1	230	Fr.	Kansas City, Mo.	Rockhurst
43	Jerney Jones	RB	5-10	190	RSFr.	Republic, Mo.	Republic
45	Franklin Agbasimere	DL	6-2	245	So.	Lagos, Nigeria	Montverde [Fla.] Academy
45	Ezra Vaofi	RB	5-11	220	Fr.	Independence, Mo.	Fort Osage
46	Jacob Trump	LB	6-3	225	Jr.	Kahoka, Mo.	Clark County
47	Cale Garrett*	LB	6-3	240	So.	Kearney, Mo.	Kearney
48	Roderick Winters	LB	5-11	240	Jr.	Arlington, Texas	Bowie
49	Alec Pierce	LB	6-1	210	Fr.	Visalia, Calif.	El Diamante
50	Hyrin Morrison-White	OL	6-6	300	Fr.	DeSoto, Texas	DeSoto
51	Drew Wise	LS	6-2	235	Fr.	Lawrence, Kan.	(Free State
52	Jairan Parker	LB	6-0	220	Fr.	Houston, Texas	St. Thomas
53	Joe Hoy	LB	6-1	230	So.	Wauconda, Ill.	Carmel Catholic
54	Joe Britton	LB	6-1	220	Fr.	Rogers, Ark.	Bentonville
55	Trystan Castillo	OL	6-4	320	RSFr.	Webb City, Mo.	Webb City
55	Jordan Harold*	DL	6-2	265	Sr.	St. Louis, Mo.	McCluer North

ALPHABETICAL

No.	Name	Pos.
57	Alec Abeln	OL
17	DeMarkus Acy	DB
77	Paul Adams	OL
45	Franklin Agbasimere	DL
33	Jerod Alton	DB
29	Nate Anderson	DL
56	Samson Bailey	OL
30	Barrett Banister	WR
82	Kentrell Barber	WR
92	Nick Bartolotta	PK
85	Adam Bax	TE
5	Terry Beckner, Jr.	DL
38	Eric Beisel	LB
11	Kendall Blanton	TE
18	Joshuah Bledsoe	S
79	Larry Borom	OL
13	Rashad Brandon	DL
54	Joe Britton	LB
25	Jamal Brooks	LB
7	Nate Brown	WR
34	Joey Burkett	LB
97	Akial Byers	DL
93	Andrew Carr	PK
55	Trystan Castillo	OL
28	Logan Cheadle	DB
88	Logan Christopherson	TE
78	Pompey Coleman	OL
18	Dominic Collins	WR
59	Case Cook	OL
16	Damarea Crockett	RB
30	Ryan Dalley	S
91	Dominic DiMaccio	PK
22	Dawson Downing	RB
67	Jonah Dubinski	OL
70	Yasir Durand	OL
20	Myles Eaddy	DL
36	Daniel Ellinger	WR
95	Jordan Elliott	DL
26	Corey Fatony	P
17	Richaud Floyd	WR
16	Marcell Frazier	DL
47	Cale Garrett	LB
10	Tyree Gillespie	S
62	Thomas Grossman	OL
84	Emanuel Hall	WR
24	Terez Hall	LB
55	Jordan Harold	DL
69	A.J. Harris	OL
7	Cam Hilton	S
1	Anthony Hines	S
21	Christian Holmes	DB
76	Tyler Howell	OL
53	Joe Hoy	LB
13	Carrington Huddleston	DB
94	Tyrell Jacobs	DL
91	George Jochens	LB
12	Johnathon Johnson	WR
15	Grant Jones	LB
43	Jerney Jones	RB
92	Macaulay Keevins	OL
90	Sean Koetting	PK
4	Brandon Lee	LB
3	Drew Lock	QB
96	A.J. Logan	OL
19	Jack Lowary	QB
41	Chance May	LB
19	Tucker McCann	PK
80	Carson McCarty	WR
4	Isaiah Miller	RB
40	Aubrey Miller, Jr.	LB
72	Kyle Mitchell	OL
6	J'Mon Moore	WR
50	Hyrin Morrison-White	OL

#	Name	Pos.	Ht.	Wt.	Yr.	Hometown	High School (Previous)
56	Samson Bailey**	OL	6-5	295	Jr.	Lamar, Mo.	Lamar
57	Alec Abeln**	OL	6-3	305	Sr.	St. Louis, Mo.	University HS
58	Noah Robinson	LB	6-4	240	Sr.	Worcester, Mass.	Dougherty/Atlanta Prep/Memphis
59	Case Cook	OL	6-5	290	Fr.	Carrollton, Ga.	Carrollton
61	Adam Roland	DL	6-3	320	Jr.	St. Louis, Mo.	Oakville
62	Thomas Grossman	OL	6-3	275	Jr.	Philadelphia, Pa.	Chaminade
66	Adam Ploudre*	OL	6-4	320	Sr.	Ballwin, Mo.	Marquette HS
67	Jonah Dubinski	OL	6-2	295	So.	Columbia, Mo.	Rock Bridge
69	A.J. Harris*	OL	6-4	305	So.	Stilwell, Kan.	Blue Valley
70	Yasir Durant	OL	6-7	340	So.	Philadelphia, Pa.	Imhotep/Arizona Western CC
71	Kevin Pendleton**	OL	6-4	335	Jr.	Lee's Summit, Mo.	West
72	Kyle Mitchell*	OL	6-5	325	Sr.	Fair Oaks, Calif.	Del Campo/American River College
72	Caleb Sampson	DT	6-4	285	Fr.	Covington, La.	Northlake Christian
75	Tre'Vour Simms*	OL	6-5	355	So.	East St. Louis, Ill.	East St. Louis
76	Tyler Howell*	OL	6-8	330	Sr.	Bonner Springs, Kan.	Bonner Springs/Butler CC
77	Paul Adams*	OL	6-6	315	Jr.	Nashville, Tenn.	Christ Presbyterian
78	Pompey Coleman	OL	6-5	300	Fr.	Indianapolis, Ind.	Ben Davis
78	Kobie Whiteside	DL	6-1	304	Fr.	Houston, Texas	Alief Taylor
79	Larry Borom	OL	6-6	338	Fr.	Bloomfield Hills, Mich.	Brother Rice
80	Carson McCarty	WR	5-11	180	Fr.	Columbia, Mo.	Tolton
81	Albert Okwuegbunam	TE	6-5	260	RSFr.	Springfield, Ill.	Sacred Heart Griffin
81	Harley Whitehouse	LS	6-0	225	So.	St. Louis, Mo.	Parkway Central
82	Kentrell Barber	WR	5-11	175	Fr.	Atlanta, Ga.	Carver
84	Emanuel Hall**	WR	6-3	200	Jr.	Franklin, Tenn.	Centennial
85	Adam Bax	TE	6-5	245	RSFr.	Jefferson City, Mo.	Helias/Central Missouri
86	James Workman	LS	6-0	225	So.	Renton, Wash.	Liberty/San Jose State
88	Logan Christopherson	TE	6-6	220	Fr.	Lemont, Ill.	Lemont
88	Chris Williams	DL	6-3	250	So.	Columbia, Mo.	Rock Bridge
89	Brendan Scales	TE	6-4	240	RSFr.	Wildwood, Mo.	Lafayette
90	Sean Koetting	PK	6-3	195	Fr.	Columbia, Mo.	Rock Bridge
90	Markell Utsey	DL	6-4	310	So.	Little Rock, Ark	Parkview
91	Dominic DiMaccio	PK	5-9	160	Fr.	Powell, Ohio	St. Francis De Sales
91	George Jochens	LB	6-2	245	So.	St. Louis, Mo.	Priory/Dayton
92	Nick Bartolotta	PK	5-6	185	Sr.	St. Louis, Mo.	Fox/Kansas
92	Macaulay Keevins	DL	6-2	220	RSFr.	Columbia, Mo.	Hickman
93	Andrew Carr	PK	6-1	185	Jr.	Cameron, Mo.	Cameron
93	Tre Williams	DL	6-5	265	RSFr.	Columbia, Mo.	Rock Bridge
94	Tyrell Jacobs	DL	6-4	280	So.	Kenner, La.	Rummel
95	Jordan Elliott	DL	6-4	320	So.	Missouri City, Texas	Westside/Texas
96	A.J. Logan**	DL	6-2	325	Sr.	Columbia, Mo.	Rock Bridge
97	Akial Byers	DL	6-4	260	Fr.	Fayetteville, Ark.	Fayetteville
99	Walter Palmore	DL	6-4	300	Jr.	Columbus, Ga.	Hardaway HS/Eastern Arizona

* - denotes letters earned

ALPHABETICAL		
12	Dominic Nelson	S
81	Albert Okwuegbunam	TE
99	Walter Palmore	DL
52	Jairan Parker	LB
71	Kevin Pendleton	OL
3	Ronnell Perkins	S
19	Terry Petry	DB
49	Alec Pierce	LB
66	Adam Ploudre	OL
5	Taylor Powell	QB
20	Kaleb Prewett	S
10	Jason Reese	TE
24	Cameron Rivers	WR
58	Noah Robinson	LB
61	Adam Roland	DL
6	Tavon Ross	LB
34	Larry Rountree III	RB
9	Hayden Rymer	QB
32	Zion Sales	DB
72	Caleb Sampson	DT
89	Brendan Scales	TE
22	Anthony Sherrills	S
75	Tre'Vour Simms	OL
8	Justin Smith	WR
28	Steven Spadarotto	WR
14	Adam Sparks	DB
31	Finis Stribling IV	S
46	Jacob Trump	LB
39	Chris Turner	DL
11	Jordan Ulmer	S
90	Markell Utsey	DL
45	Ezra Vaoifi	RB
2	T.J. Warren	LB
81	Harley Whitehouse	LS
78	Kobie Whiteside	DL
88	Chris Williams	DL
93	Tre Williams	DL
2	Micah Wilson	QB
8	Thomas Wilson	S
14	Ray Wingo	WR
48	Roderick Winters	LB
51	Drew Wise	LS
21	IshWitter	RB
86	James Workman	LS



PRO-NUN-SEE-AY-SHUN GUIDE

PLAYERS	PLAY - urz
Alec ABELN	ABE - linn
Franklin AGBASIMERE	ag - BAZZ - uh - meer
JEROD ALTON	juh-ROD all-TUN
Nick BARTOLOTTA	BAR-tuh-LOW-tuh
Eric BEISEL	BUY - zul
Joey BURKETT	BURK - it
AKIAL Byers	UH-keel
Trystan CASTILLO	CASS-tee-oh
Logan CHEADLE	CHEE - dull
POMPEY Coleman	POM-pee
DAMAREA Crockett	DUH-marr-ee-aye
YASIR DURANT	Yah-SEER DUR-ant
Cory FATONY	fuh - TOE - nee
RICHAUD Floyd	rish - ODD
J'MON Moore	JAY - mon
Albert OKWUEGBUNAM	OH-kwu-AYE-boo-NAM
RONNELL Perkins	ron - NELL

PLAYERS	PLAY - urz
Adam PLOUDRE	PLUE - dray
TAVON Ross	TAY - von
TRE'VOUR Simms	TRAY-vore
Steven SPADARATTO	SPA-duh-ROD-Oh
FINIS STRIBLING	FINE - iss / STRIH - bling
Markell UTSEY	UH-t-see
EZRA VAOFI	EZ-ruh VAY-oh-FEE

COACHES	KOE - chuz
Barry ODOM	OWE - dum
Brian ODOM	OWE-dum
DEMONTIE Cross	duh-MONTY
Josh HEUPEL	HIGH-pull
Glen ELARBEE	ELL-ur-bee

STADIUM	STAY-dee-um
Faurot	FUH-roe



Quarterback

3 Drew Lock**	6-4	225	Jr.	Lee's Summit, Mo. (Lee's Summit)	SEC's top returning passer from a year ago; ranks 3 rd on Mizzou's career passing list
2 Micah Wilson	6-3	215	RSFr.	Tulsa, Okla. (Lincoln Christian)	Dual-threat QB whose father played at Mizzou and was a captain in 1988
19 Jack Lowary	6-4	215	So.	Huntington Beach, Calif. (Mater Dei/Long Beach CC)	Junior college transfer who throws a great deep ball

Running Back

21 Ish Witter***	5-10	195	Sr.	Tampa, Fla. (Alonso)	Four-year contributor at running back who ran for 750 yards; coaches love his physicality and pass protection
33 Larry Rountree III	5-11	210	Fr.	Raleigh, N.C. (Millbrook)	True freshman who is a tough physical runner; has also seen time in the return game

Wide Receiver

6 J'Mon Moore***	6-3	205	RSSr.	Missouri City, Texas (Elkins)	SEC's top returning pass catcher with 1,012 yards last year; Preseason Second-Team All-SEC honoree
18 Dominic Collins*	6-2	185	Sr.	Lake Forest, Calif. (El Toro)	Long, athletic wideout who gives plenty of quality depth at the position; great straight-line speed

Wide Receiver

84 Emanuel Hall**	6-3	200	Jr.	Franklin, Tenn. (Centennial)	Hauled in 19 catches for 307 yards and two TDs last season; ability to make highlight reel catches
7 Nate Brown**	6-3	210	RSJr.	Suwanee, Ga. (North Gwinnett)	Mizzou's leading WR in 2015; Missed 2016 with an ankle injury but is returning to form

Slot Receiver

12 Johnathon Johnson*	5-10	185	RSSo.	Memphis, Tenn. (Melrose)	Big-play threat who has emerged as a leader in the WR room; 2016 SEC All-Freshman Team honoree
17 Richaud Floyd*	5-11	190	RSSo.	Gulfport, Miss. (Gulfport)	Had a great camp and emerged as a guy who can make chain-moving, possession catches

Left Tackle

70 Yasir Durant -OR-	6-7	340	So.	Philadelphia, Pa. (Imhotep/Arizona Western)	Quality junior college transfer who gives Mizzou great depth at LT
76 Tyler Howell*	6-8	330	Sr.	Bonner Springs, Kan. (Bonner Springs)	Massive LT whose body and frame alone should carry him to the next level; Great in protection

Left Guard

71 Kevin Pendleton**	6-4	330	RSJr.	Lee's Summit, Mo. (Lee's Summit West)	Looked at as a leader along the O-Line; started every game at LG a year ago
66 Adam Ploudre*	6-4	315	RSSr.	Ballwin, Mo. (Marquette)	Earned team's courage award after earning a starting role despite suffering gruesome broken leg in high school

Center

55 Trystan Castillo	6-4	315	RSFr.	Webb City, Mo. (Webb City)	Atop the depth chart for the first time; won the job during fall camp after taking a redshirt last year
67 Jonah Dubinski*	6-2	295	RSSo.	Columbia, Mo. (Rock Bridge)	Former walk-on who earned a scholarship during fall camp; started two games at C last year

Right Guard

75 Tre'Vour Simms*	6-5	340	So.	East St. Louis, Ill. (East St. Louis)	Earned playing time on FG protection a year ago but clamped down on starting RG role during fall camp
69 A.J. Harris*	6-4	310	RSSo.	Stilwell, Kan. (Blue Valley)	Stood out on FG protection unit a year ago; provides quality depth at the position

Right Tackle

77 Paul Adams*	6-6	315	RSJr.	Nashville, Tenn. (Christ Presbyterian)	Preseason Second-Team All-SEC honoree; One of the nation's top pass protectors a year ago
56 Samson Bailey*	6-4	295	RSJr.	Lamar, Mo. (Lamar)	Starting center a year ago who transitioned to tackle this season; provides veteran leadership

Tight End

81 Albert Okwuegbunam	6-5	260	RSFr.	Springfield, Ill. (Springfield)	Highly-skilled young TE with tremendous upside; coaching staff loves his pass catching ability
10 Jason Reese***	6-5	250	RSSr.	Euleuss, Texas (Trinity)	Veteran TE who is crazy athletic and gives the Tigers a great pass catching TE who excels in blocking as well
11 Kendall Blanton**	6-6	260	RSJr.	Blue Springs, Mo. (Blue Springs South)	Big-bodied athlete who led Mizzou TEs with three TD grabs in 2016; Father was an NFL LB

Kicker

19 Tucker McCann*	6-0	205	So.	O'Fallon, Ill. (O'Fallon)	Second-year kicker who has a huge leg; will look to improve accuracy in his second year
-------------------	-----	-----	-----	---------------------------	---

Defensive End

55 Jordan Harold*	6-2	255	RSSr.	St. Louis, Mo. (McCluer North)	Former Division II player, walk-on who has earned a starting spot and is a team captain in 2017
29 Nate Anderson -OR-	6-0	265	Jr.	Roswell, N.M. (Pratville, Ala./NM Military Institute)	Athletic junior college transfer who gives Mizzou another dynamic edge rusher
93 Tre Williams	6-5	250	RSFr.	Columbia, Mo. (Rock Bridge)	Local product and former four-star recruit who shows promise at the DE position

Defensive Tackle

5 Terry Beckner, Jr.**	6-4	305	Jr.	East St. Louis, Ill. (East St. Louis)	NFL-type DT who is recovering from a knee injury; Preseason All-SEC Second Team
13 Rashad Brandon	6-3	300	RSJr.	Jersey City, N.J. (St. Anthony's/ASA Academy)	Strong junior college transfer who was one of the team's stars during the spring
78 Kobie Whiteside	6-1	300	Fr.	Houston, Texas (Alief Taylor)	Exciting DT prospect who has arguably the strongest lower half on the team; studying Hebrew

Nose Tackle

96 A.J. Logan	6-2	330	RSSr.	Columbia, Mo. (Rock Bridge)	Veteran DT who started all 12 games a year ago; missed the first six games due to NCAA suspension
90 Markell Utsey*	6-4	305	So.	Little Rock, Ark. (Parkview)	Had a great freshman season before tearing his ACL late in the year; back and fully healthy this year
99 Walter Palmore	6-4	320	Jr.	Columbus, Ga. (Hardaway/Eastern Arizona JC)	Missed the last two games with a knee injury but is back and ready to contribute

Defensive End

16 Marcell Frazier**	6-5	265	RSSr.	Portland, Ore. (Douglas/College of the Siskiyous)	Preseason Second-Team All-SEC honoree; 7.5 TFLs over last three games last year
39 Chris Turner	6-4	250	Fr.	Hammond, La. (Hammond)	True freshman who has drawn comparisons to former Mizzou DE Shane Ray

Weakside Linebacker

24 Terez Hall*	6-2	230	Jr.	Lithonia, Ga. (King)	Will be in his first year as a full-time starter; great speed allows him to play all over the field
34 Joey Burkett***	6-2	230	RSSr.	Jefferson City, Mo. (Jefferson City)	Veteran linebacker who should see plenty of reps while also starting on special teams

Middle Linebacker

47 Cale Garrett**	6-3	225	So.	Kearney, Mo. (Kearney)	Incredible instincts and plays aggressive; saw plenty of action last season and enters the year atop the depth
38 Eric Beisel***	6-3	245	RSSr.	Fenton, Mo. (Rockwood Summit)	Dynamic MLB who had 44 tackles a year ago with 40 of those coming over the final five games

SAM Linebacker

4 Brandon Lee**	6-2	225	RSJr.	Indianapolis, Ind. (Lawrence Central)	Veteran linebacker who earned a starting position late in 2016 and looks to contribute again
2 T.J. Warren*	5-11	215	RSSo.	Conyers, Ga. (Rockdale County)	Young talent who played linebacker last year, posting 24 tackles in 12 games
18 Joshua Bledsoe	6-0	200	Fr.	Houston, Texas (Dekaney)	True freshman who has seen his playing time increase over the last several weeks

Cornerback

14 Adam Sparks	6-0	175	Fr.	Baton Rouge, La. (Dutchtown)	Impressed the coaching staff during fall camp; small guy who is not afraid to mix it up physically
28 Logan Cheadle**	5-10	185	Sr.	Lee's Summit, Mo. (Lee's Summit West)	First year as a starter; 10 tackles, 1 INT last year; Cousins with Hollywood actor Don Cheadle

Cornerback

17 DeMarkus Acy*	6-2	195	So.	Dallas, Texas (Wilmer-Hutchins)	Tall corner who plays physical; earned playing time as a FR and will be looked upon to take next step
33 Jerod Alton	5-10	185	RSFr.	Kirkwood, Mo. (Kirkwood)	Joined Mizzou as part of Barry Odom's first-ever recruiting class in February of 2016

Strong Safety

22 Anthony Sherrills***	6-0	200	RSSr.	Kansas City, Mo. (Hogan Prep)	Mizzou's most experienced defender who leads defense in career starts
3 Ronnell Perkins*	6-0	200	RSSo.	St. Louis, Mo. (University City)	2016 All-SEC Freshman Team after making 43 tackles and 3.5 TFLs a year ago

Free Safety

20 Kaleb Prewett	6-1	210	RSJr.	Blue Springs, Mo. (Blue Springs/Kansas St.)	Great athlete who will play the hybrid linebacker/nickelback spot; Transfer from K-State
8 Thomas Wilson**	5-10	190	Sr.	Suwanee, Ga. (Buford)	Veteran S who has played in 45 career games; the first Georgia recruit to sign following Mizzou's move to SEC
7 Cam Hilton**	6-0	185	Jr.	St. Louis, Mo. (Webster Groves)	Athletic safety who is a dynamic playmaker and can play all over the field in Coach Odom's defense

Punter

26 Corey Fatony	5-11	205	Jr.	Franklin, Tenn. (Franklin)	Ray Guy Watch List; helped Mizzou rank 13 th in net punting last year; one of nation's top punters
-----------------	------	-----	-----	----------------------------	---

Long Snapper

51 Drew Wise -OR-	6-2	235	Fr.	Lawrence, Kan. (Free State)	Long snapping specialist that created a healthy competition at the spot during fall camp
86 James Workman	6-0	215	So.	Renton, Wash. (Liberty)	Long snapping specialist who is a program newcomer, joined the Tigers as a transfer for the 2017 winter



2017 Mizzou Tiger Football
Missouri Overall Team Statistics (as of Nov 12, 2017)
All games



Team Statistics	MU	OPP
SCORING	379	319
Points Per Game	37.9	31.9
Points Off Turnovers	64	73
FIRST DOWNS	235	206
Rushing	105	92
Passing	116	100
Penalty	14	14
RUSHING YARDAGE	1956	1778
Yards gained rushing	2095	2053
Yards lost rushing	139	275
Rushing Attempts	353	418
Average Per Rush	5.5	4.3
Average Per Game	195.6	177.8
TDs Rushing	13	21
PASSING YARDAGE	3060	2480
Comp-Att-Int	194-329-11	204-330-8
Average Per Pass	9.3	7.5
Average Per Catch	15.8	12.2
Average Per Game	306.0	248.0
TDs Passing	35	15
TOTAL OFFENSE	5016	4258
Total Plays	682	748
Average Per Play	7.4	5.7
Average Per Game	501.6	425.8
KICK RETURNS: #-Yards	27-618	28-608
PUNT RETURNS: #-Yards	13-158	7-24
INT RETURNS: #-Yards	8-42	11-164
KICK RETURN AVERAGE	22.9	21.7
PUNT RETURN AVERAGE	12.2	3.4
INT RETURN AVERAGE	5.2	14.9
FUMBLES-LOST	10-8	11-5
PENALTIES-Yards	66-555	56-445
Average Per Game	55.5	44.5
PUNTS-Yards	41-1885	51-2270
Average Per Punt	46.0	44.5
Net punt average	43.4	40.6
KICKOFFS-Yards	72-4480	62-3750
Average Per Kick	62.2	60.5
Net kick average	40.2	36.4
TIME OF POSSESSION/Game	24:16	35:44
3RD-DOWN Conversions	57/125	76/165
3rd-Down Pct	46%	46%
4TH-DOWN Conversions	2/8	7/13
4th-Down Pct	25%	54%
SACKS BY-Yards	27-159	9-66
MISC YARDS	0	20
TOUCHDOWNS SCORED	49	38
FIELD GOALS-ATTEMPTS	13-16	17-22
ON-SIDE KICKS	0-0	0-1
RED-ZONE SCORES	(39-44) 89%	(34-36) 94%
RED-ZONE TOUCHDOWNS	(29-44) 66%	(24-36) 67%
PAT-ATTEMPTS	(46-49) 94%	(36-36) 100%
ATTENDANCE	360429	171284
Games/Avg Per Game	7/51490	3/57095
Neutral Site Games		0/0

Score by Quarters	1st	2nd	3rd	4th	OT	Total
Missouri	113	124	78	64	0	379
Opponents	92	112	64	51	0	319



2017 Mizzou Tiger Football
Missouri Overall Individual Statistics (as of Nov 12, 2017)
All games



Rushing	gp-gs	att	gain	loss	net	avg	td	lg	avg/g
Witter, Ish	10-5	116	730	10	720	6.2	4	52	72.0
Rountree, Larry	10-0	82	526	2	524	6.4	5	64	52.4
Crockett, Damarea	6-5	80	490	9	481	6.0	2	73	80.2
Downing, Dawson	4-0	20	121	0	121	6.1	0	29	30.2
Wilson, Micah	5-0	15	105	16	89	5.9	1	29	17.8
Lock, Drew	10-10	29	98	50	48	1.7	1	12	4.8
Mason, Dimetrios	4-4	1	19	0	19	19.0	0	19	4.8
Fatony, Corey	10-0	1	3	0	3	3.0	0	3	0.3
Utsey, Markell	10-6	1	2	0	2	2.0	0	2	0.2
Collins, Dominic	9-1	1	1	0	1	1.0	0	1	0.1
Johnson, Johnathon	10-9	1	0	0	0	0.0	0	0	0.0
Lowary, Jack	2-0	1	0	0	0	0.0	0	0	0.0
Team	6-0	5	0	52	-52	-10.4	0	0	-8.7
Total	10	353	2095	139	1956	5.5	13	73	195.6
Opponents	10	418	2053	275	1778	4.3	21	75	177.8

Passing	gp-gs	effic	comp-att-int	pct	yds	td	lg	avg/g
Lock, Drew	10-10	169.03	189-318-10	59.4	3012	35	75	301.2
Wilson, Micah	5-0	70.32	5-10-1	50.0	48	0	19	9.6
Team	6-0	0.00	0-1-0	0.0	0	0	0	0.0
Total	10	165.51	194-329-11	59.0	3060	35	75	306.0
Opponents	10	135.10	204-330-8	61.8	2480	15	89	248.0

Receiving	gp-gs	no.	yds	avg	td	lg	avg/g
Moore, J'Mon	10-8	47	779	16.6	9	52	77.9
Johnson, Johnathon	10-9	36	604	16.8	5	75	60.4
Hall, Emanuel	10-6	31	706	22.8	6	63	70.6
Okwuegbunam, Albert	10-4	15	193	12.9	7	27	19.3
Floyd, Richaud	10-0	13	140	10.8	1	23	14.0
Mason, Dimetrios	4-4	13	119	9.2	0	19	29.8
Witter, Ish	10-5	11	87	7.9	1	22	8.7
Collins, Dominic	9-1	7	91	13.0	1	19	10.1
Reese, Jason	10-3	5	134	26.8	3	61	13.4
Blanton, Kendall	10-3	5	115	23.0	1	62	11.5
Brown, Nate	8-0	5	37	7.4	0	13	4.6
Crockett, Damarea	6-5	4	35	8.8	1	19	5.8
Rountree, Larry	10-0	2	20	10.0	0	19	2.0
Total	10	194	3060	15.8	35	75	306.0
Opponents	10	204	2480	12.2	15	89	248.0

Punt Returns	no.	yds	avg	td	lg
Floyd, Richaud	10	144	14.4	1	85
Johnson, Johnathon	2	14	7.0	0	10
Collins, Dominic	1	0	0.0	0	0
Total	13	158	12.2	1	85
Opponents	7	24	3.4	0	16

Interceptions	no.	yds	avg	td	lg
Garrett, Cale	2	21	10.5	0	21
Sherrills, Anthony	2	6	3.0	0	5
Warren, T.J.	1	0	0.0	0	0
Prewett, Kaleb	1	4	4.0	0	4
Cheadle, Logan	1	-5	-5.0	0	0
Wilson, Thomas	1	16	16.0	0	16
Total	8	42	5.2	0	21
Opponents	11	164	14.9	1	70

Kick Returns	no.	yds	avg	td	lg
Rountree, Larry	11	277	25.2	0	38
Mason, Dimetrios	8	220	27.5	0	51
Floyd, Richaud	3	65	21.7	0	25
Beisel, Eric	3	26	8.7	0	12
Brooks, Jamal	2	30	15.0	0	16
Total	27	618	22.9	0	51
Opponents	28	608	21.7	1	97

Fumble Returns	no.	yds	avg	td	lg
Garrett, Cale	1	5	5.0	0	5
Total	1	5	5.0	0	5
Opponents	1	33	33.0	0	33



2017 Mizzou Tiger Football
Missouri Overall Individual Statistics (as of Nov 12, 2017)
All games



Scoring	td	fg	PAT				dxp	saf	pts
			kick	rush	rcv	pass			
McCann, Tucker	-	11-13	38-40	-	-	-	-	-	71
Moore, J'Mon	9	-	-	-	-	-	-	-	54
Okwuegbunam, Albert	7	-	-	-	-	-	-	-	42
Hall, Emanuel	6	-	-	-	-	-	-	-	36
Johnson, Johnathon	5	-	-	-	-	-	-	-	30
Witter, Ish	5	-	-	-	-	-	-	-	30
Rountree, Larry	5	-	-	-	-	-	-	-	30
Crockett, Damarea	3	-	-	-	-	-	-	-	18
Reese, Jason	3	-	-	-	-	-	-	-	18
Bartolotta, Nick	-	2-2	8-9	-	-	-	-	-	14
Floyd, Richaud	2	-	-	-	-	-	-	-	12
Lock, Drew	1	-	-	-	-	-	-	-	6
Collins, Dominic	1	-	-	-	-	-	-	-	6
Blanton, Kendall	1	-	-	-	-	-	-	-	6
Wilson, Micah	1	-	-	-	-	-	-	-	6
Team	-	0-1	-	-	-	-	-	-	0
Total	49	13-16	46-49	-	-	-	-	-	379
Opponents	38	17-22	36-36	-	1	1-2	-	1	319

Total Offense	g	plays	rush	pass	total	avg/g
Lock, Drew	10	347	48	3012	3060	306.0
Witter, Ish	10	116	720	0	720	72.0
Rountree, Larry	10	82	524	0	524	52.4
Crockett, Damarea	6	80	481	0	481	80.2
Wilson, Micah	5	25	89	48	137	27.4
Downing, Dawson	4	20	121	0	121	30.2
Mason, Dimetrios	4	1	19	0	19	4.8
Fatony, Corey	10	1	3	0	3	0.3
Utsey, Markell	10	1	2	0	2	0.2
Collins, Dominic	9	1	1	0	1	0.1
Team	6	6	-52	0	-52	-8.7
Total	10	682	1956	3060	5016	501.6
Opponents	10	748	1778	2480	4258	425.8

Field Goals	fg	pct.	01-19	20-29	30-39	40-49	50-99	lg	blk
McCann, Tucker	11-13	84.6	0-0	5-6	3-4	3-3	0-0	43	1
TEAM	0-1	0.0	0-0	0-0	0-0	0-1	0-0	0	1
Bartolotta, Nick	2-2	100.0	0-0	1-1	1-1	0-0	0-0	33	0

Punting	no.	yds	avg	lg	tb	fc	i20	50+	blk
Fatony, Corey	41	1885	46.0	70	4	11	18	14	0
Total	41	1885	46.0	70	4	11	18	14	0
Opponents	51	2270	44.5	73	2	15	19	16	0

FG Sequence	Missouri	Opponents
Missouri St.	(35)	44
South Carolina	(43),(25),(22)	33,(32)
Purdue	(29)	48,47
Auburn	-	(41),(52),(54)
Kentucky	38,(27),(25),45	(21),(35),(53),(20)
Georgia	-	(37),(43),(29),(27)
IDAHO	(33),(20)	-
UConn	(37)	47,(30)
Florida	(42)	(38),(36),(24)
Tennessee	(41),(23),(38)	(48)

Kickoffs	no.	yds	avg	tb	ob	retn	net	ydln
McCann, Tucker	60	3823	63.7	35	3			
Bartolotta, Nick	12	657	54.8	4	1			
Total	72	4480	62.2	39	4	21.7	40.2	24
Opponents	62	3750	60.5	35	0	22.9	36.4	28

Numbers in (parentheses) indicate field goal was made.



2017 Mizzou Tiger Football
Missouri Overall Individual Statistics (as of Nov 12, 2017)
All games



All Purpose	g	rush	rcv	pr	kr	ir	total	avg/g
Rountree, Larry	10	524	20	0	277	0	821	82.1
Witter, Ish	10	720	87	0	0	0	807	80.7
Moore, J'Mon	10	0	779	0	0	0	779	77.9
Hall, Emanuel	10	0	706	0	0	0	706	70.6
Johnson, Johnat	10	0	604	14	0	0	618	61.8
Crockett, Damar	6	481	35	0	0	0	516	86.0
Mason, Dimetrio	4	19	119	0	220	0	358	89.5
Floyd, Richaud	10	0	140	144	65	0	349	34.9
Okwuegbunam,	10	0	193	0	0	0	193	19.3
Reese, Jason	10	0	134	0	0	0	134	13.4
Downing, Dawso	4	121	0	0	0	0	121	30.2
Blanton, Kendall	10	0	115	0	0	0	115	11.5
Collins, Dominic	9	1	91	0	0	0	92	10.2
Wilson, Micah	5	89	0	0	0	0	89	17.8
Lock, Drew	10	48	0	0	0	0	48	4.8
Brown, Nate	8	0	37	0	0	0	37	4.6
Brooks, Jamal	10	0	0	0	30	0	30	3.0
Beisel, Eric	10	0	0	0	26	0	26	2.6
Garrett, Cale	10	0	0	0	0	21	21	2.1
Wilson, Thomas	10	0	0	0	0	16	16	1.6
Sherrils, Anthon	8	0	0	0	0	6	6	0.8
Prewett, Kaleb	10	0	0	0	0	4	4	0.4
Fatony, Corey	10	3	0	0	0	0	3	0.3
Utsey, Markell	10	2	0	0	0	0	2	0.2
Cheadle, Logan	10	0	0	0	0	-5	-5	-0.5
Team	6	-52	0	0	0	0	-52	-8.7
Total	10	1956	3060	158	618	42	5834	583.4
Opponents	10	1778	2480	24	608	164	5054	505.4



2017 Mizzou Tiger Football
Missouri Overall Defensive Statistics (as of Nov 12, 2017)
All games



##	Defensive Leaders	gp-gs	Tackles				tfl/yds	Sacks no-yds	Pass defense			Fumbles		blkd	
			ua	a	tot				int-yds	brup	qbh	rcv-yds	ff	kick	saf
47	Garrett, Cale	10-10	47	26	73	6.0-23	2.0-13	2-21	.	1	1-5	.	.		
2H	Hall, Terez	10-10	41	27	68	11.0-22	1.0-1	.	2	1	.	.	.		
2S	Sherrils, Anthony	8-8	35	10	45	2.5-9	0.5-5	2-6	.	.	2-0	1	.		
20	Prewett, Kaleb	10-7	33	10	43	2.0-5	.	1-4	2	1	.	.	.		
38	Beisel, Eric	10-0	20	16	36	0.5-1	.	.	1		
4L	Lee, Brandon	10-6	21	12	33	3.0-8	0.5-4	.	1	2	.	.	.		
8W	Wilson, Thomas	10-4	25	8	33	.	.	1-16	3	1	.	1	.		
5B	Beckner, Terry	10-8	17	13	30	8.5-32	6.0-29	.	1	3	.	.	.		
1A	Acy, DeMarkus	10-9	18	12	30	4.0-7	.	.	1	.	.	1	.		
3P	Perkins, Ronnell	8-2	18	9	27	1.0-1	.	.	1	.	1-0	1	.		
1F	Frazier, Marcell	10-10	14	12	26	8.5-49	5.5-42	.	2	5	.	1	.		
1S	Sparks, Adam	10-5	15	11	26	1.0-3	.	.	2		
2C	Cheadle, Logan	10-5	23	3	26	1.0-1	1.0-1	1--5	3		
5H	Harold, Jordan	10-10	11	14	25	4.0-20	1.0-8	.	.	2	.	.	.		
13	Brandon, Rashad	10-1	13	5	18	4.5-16	1.0-7		
34	Burkett, Joey	10-0	10	6	16	.	.	.	1		
7H	Hilton, Cam	9-0	13	1	14	1.0-4	1.0-4	.	2		
99	Palmore, Walter	8-0	5	8	13	2.0-4	.	.	.	3	.	.	.		
93	Williams, Tre	8-0	11	2	13	4.0-16	3.0-14	.	.	3	.	1	.		
29	Anderson, Nate	10-0	7	5	12	2.0-7	1.0-6		
6R	Ross, Tavon	9-0	7	4	11	1.0-5		
1B	Bledsoe, Joshua	9-0	6	3	9	1.0-7	1.0-7		
7W	Whiteside, Kobie	10-0	2	7	9	2.0-12	1.0-11	.	.	.	1-0	.	.		
25	Brooks, Jamal	10-1	4	4	8	0.5-1		
3A	Allton, Jerod	9-0	8	.	8		
2W	Warren, T.J.	3-0	8	.	8	1.0-2	.	1-0		
1U	Ulmer, Jordan	7-1	7	1	8	.	.	.	1		
90	Utsey, Markell	10-6	3	2	5	1.0-6	1.0-6		
96	Logan, A.J.	4-3	1	2	3	2.0-4		
97	Byers, Akial	6-0	2	1	3	.	.	.	1		
40	Miller, Aubrey	7-0	2	1	3		
39	Turner, Chris	9-0	.	3	3	1.0-2	0.5-1	.	.	3	.	.	.		
1	Hines, Anthony	10-0	1	1	2		
1G	Gillespie, Tyree	6-0	.	1	1		
4A	Agbasimere, Franklin	4-0	1	.	1	1.0-3		
31	Stribling, Finis	10-0	1	.	1		
14	Wingo, Ray	3-0	1	.	1		
58	Robinson, Noah	8-0	1	.	1		
11	Blanton, Kendall	10-3	1	.	1		
81	Okwuegbunam, Albert	10-4	1	.	1		
92	Bartolotta, Nick	1-0	1	.	1		
1M	McCann, Tucker	9-0	.	1	1		
TM	Team	6-0	1	.	1		
84	Hall, Emanuel	10-6	1	.	1		
6	Moore, J'Mon	10-8	1	.	1		
21	Witter, Ish	10-5	1	.	1		
33	Rountree, Larry	10-0	1	.	1		
Total		10	460	241	701	77-270	27-159	8-42	24	25	5-5	6	.		
Opponents		10	408	164	572	27-119	9-66	11-164	27	12	8-33	6	3 1		



2017 Mizzou Tiger Football
 Missouri Team Game-by-Game (as of Nov 12, 2017)
 All games



TEAM STATISTICS

Date	Opponent	Rushing				Receiving				Passing				Kick Returns				Punt Returns				tot off
		no.	yds	td	lg	no.	yds	td	lg	cmp-att-int	yds	td	lg	no.	yds	td	lg	no.	yds	td	lg	
Sep 02	MISSOURI ST.	41	294	3	73	21	521	7	65	21-34-1	521	7	65	7	157	0	51	1	10	0	10	815
Sep 09	SOUTH CAROLINA	37	178	0	25	14	245	1	61	14-32-2	245	1	61	2	47	0	25	1	4	0	0	423
Sep 16	PURDUE	24	70	0	13	12	133	0	29	12-28-2	133	0	29	2	39	0	23	1	-12	0	0	203
Sep 23	AUBURN	31	124	0	18	23	216	2	26	23-39-1	216	2	26	1	21	0	21	0	0	0	0	340
Oct 07	at Kentucky	33	213	1	27	22	355	3	75	22-43-0	355	3	75	4	100	0	35	0	0	0	0	568
Oct 14	at Georgia	24	59	0	12	15	253	4	63	15-25-1	253	4	63	2	49	0	38	0	0	0	0	312
Oct 21	IDAHO	30	183	2	53	24	475	6	62	24-34-1	475	6	62	2	33	0	21	3	118	1	85	658
Oct 28	at UConn	34	175	2	29	34	408	5	72	34-43-1	408	5	72	2	28	0	28	4	3	0	2	583
Nov. 4	FLORIDA	46	227	3	21	15	228	3	49	15-21-1	228	3	49	3	98	0	36	2	19	0	13	455
Nov 11	TENNESSEE	53	433	2	64	14	226	4	50	14-30-1	226	4	50	2	46	0	25	1	16	0	16	659
Missouri		353	1956	13	73	194	3060	35	75	194-329-11	3060	35	75	27	618	0	51	13	158	1	85	5016
		418	1778	21	75	204	2480	15	89	204-330-8	2480	15	89	28	608	1	97	7	24	0	16	4258

Games: 10 • Avg/rush: 5.5 • Avg/catch: 15.8 • Pass effic: 165.51 • KR avg: 22.9 • PR avg: 12.2 • All purpose avg/game: 583.4 • Total offense avg/gm: 501.6

Date	Opponent	Tackles				Sacks no-yds	Fumble		Pass Defense				blkd kick	PAT Attempts			off		pts
		ua	a	total	tfl-yds		ff	fr-yds	int-yds	qbh	brup	kick		rush	rcv	saf	t/o		
Sep 02	MISSOURI ST.	41	25	66	12.0-51	4.0-28	1	1-5	1-5	2	2	0	9-10	0	0	0	14	72	
Sep 09	SOUTH CAROLINA	43	20	63	4.0-13	1.0-8	0	0-0	0-0	4	1	0	1-1	0	0	0	0	13	
Sep 16	PURDUE	54	34	88	8.0-32	3.0-22	1	0-0	1-16	1	0	0	0-0	0	0	0	3	3	
Sep 23	AUBURN	45	26	71	3.0-15	1.0-11	0	0-0	0-0	1	0	0	2-2	0	0	0	0	14	
Oct 07	at Kentucky	50	14	64	6.0-14	1.0-6	0	0-0	1-0	2	3	0	4-4	0	0	0	0	34	
Oct 14	at Georgia	44	40	84	6.0-11	1.0-2	1	0-0	1-21	0	2	0	4-4	0	0	0	7	28	
Oct 21	IDAHO	47	28	75	12.0-41	5.0-23	1	1-0	0-0	1	4	0	8-9	0	0	0	7	68	
Oct 28	at UConn	47	24	71	9.0-33	5.0-25	0	0-0	1-0	2	8	0	7-7	0	0	0	7	52	
Nov. 4	FLORIDA	38	24	62	8.0-19	1.0-4	0	1-0	1-1	5	2	0	6-6	0	0	0	14	45	
Nov 11	TENNESSEE	51	6	57	9.0-41	5.0-30	2	2-0	2-9	7	2	0	5-6	0	0	0	12	50	
Missouri		460	241	701	77.0-270	27.0-159	6	5-5	8-42	25	24	0	46-49	0	0	0	64	379	
		408	164	572	27.0-119	9.0-66	6	8-33	11-164	12	27	3	36-36	0	1	1	73	319	

Date	Opponent	Punting								Field Goals			Kickoffs					
		no.	yds	avg	long	blkd	tb	fc	50+	i20	md-att	long	blkd	no.	yds	avg	tb	ob
Sep 02	MISSOURI ST.	2	100	50.0	55	0	1	0	1	0	1-1	35	0	12	762	63.5	9	2
Sep 09	SOUTH CAROLINA	4	215	53.8	70	0	2	1	2	1	2-3	43	1	4	253	63.2	2	0
Sep 16	PURDUE	9	434	48.2	65	0	0	5	4	4	1-1	29	0	1	65	65.0	1	0
Sep 23	AUBURN	6	231	38.5	55	0	0	1	2	4	0-0	0	0	3	195	65.0	2	0
Oct 07	at Kentucky	2	102	51.0	52	0	0	1	2	2	2-4	27	1	7	435	62.1	3	1
Oct 14	at Georgia	6	261	43.5	57	0	0	1	1	4	0-0	0	0	5	324	64.8	2	0
Oct 21	IDAHO	2	86	43.0	46	0	1	1	0	0	2-2	33	0	12	657	54.8	4	1
Oct 28	at UConn	3	131	43.7	47	0	0	1	0	2	1-1	37	0	10	648	64.8	7	0
Nov. 4	FLORIDA	3	127	42.3	49	0	0	0	0	1	1-1	42	0	8	512	64.0	5	0
Nov 11	TENNESSEE	4	198	49.5	53	0	0	0	2	0	3-3	41	0	10	629	62.9	4	0
Missouri		41	1885	46.0	70	0	4	11	14	18	13-16	43	2	72	4480	62.2	39	4
		51	2270	44.5	73	0	2	15	16	19	17-22	54	0	62	3750	60.5	35	0



2017 Mizzou Tiger Football
Missouri Opponent Game-by-Game (as of Nov 12, 2017)
All games



OPPONENT STATISTICS

Date	Opponent	Rushing				Receiving				Passing				Kick Returns				Punt Returns				tot off
		no.	yds	td	lg	no.	yds	td	lg	cmp-att-int	yds	td	lg	no.	yds	td	lg	no.	yds	td	lg	
Sep 02	MISSOURI ST.	39	139	4	75	24	353	2	89	24-35-1	353	2	89	1	20	0	20	1	4	0	4	492
Sep 09	SOUTH CAROLINA	40	172	2	32	18	187	1	39	18-28-0	187	1	39	2	120	1	97	0	0	0	0	359
Sep 16	PURDUE	50	205	3	36	26	272	2	54	26-34-1	272	2	54	0	0	0	0	1	-1	0	0	477
Sep 23	AUBURN	53	263	5	47	16	219	1	58	16-21-0	219	1	58	1	21	0	21	1	1	0	1	482
Oct 07	at Kentucky	39	188	2	71	22	298	2	64	22-37-1	298	2	64	3	79	0	35	0	0	0	0	486
Oct 14	at Georgia	51	370	4	71	18	326	2	59	18-26-1	326	2	59	3	66	0	23	0	0	0	0	696
Oct 21	IDAHO	38	81	0	26	22	197	3	35	22-36-0	197	3	35	6	82	0	21	0	0	0	0	278
Oct 28	at UConn	41	121	1	26	22	233	0	45	22-52-1	233	0	45	3	55	0	23	1	3	0	0	354
Nov. 4	FLORIDA	31	93	0	15	20	256	1	38	20-29-1	256	1	38	3	45	0	19	2	14	0	16	349
Nov 11	TENNESSEE	36	146	0	43	16	139	1	22	16-32-2	139	1	22	6	120	0	34	1	3	0	3	285
Opponents		418	1778	21	75	204	2480	15	89	204-330-8	2480	15	89	28	608	1	97	7	24	0	16	4258
		353	1956	13	73	194	3060	35	75	194-329-11	3060	35	75	27	618	0	51	13	158	1	85	5016

Games: 10 • Avg/rush: 4.3 • Avg/catch: 12.2 • Pass effic: 135.10 • KR avg: 21.7 • PR avg: 3.4 • All purpose avg/game: 505.4 • Total offense avg/gm: 425.8

Date	Opponent	Tackles					Sacks		Fumble		Pass Defense			blkd		PAT Attempts			off		
		ua	a	total	tfl-yds		no-yds		ff	fr-yds	int-yds	qbh	brup	kick		kick	rush	rcv	saf	t/o	pts
Sep 02	MISSOURI ST.	52	8	60	2.0-8		1.0-6		1	1-0	1-0	0	3	0		5-5	0	1	0	0	43
Sep 09	SOUTH CAROLINA	41	14	55	2.0-7		1.0-6		0	1-0	2-1	3	5	1		4-4	0	0	0	14	31
Sep 16	PURDUE	27	20	47	4.0-8		0.0-0		0	1-0	2-56	1	2	0		5-5	0	0	0	7	35
Sep 23	AUBURN	38	16	54	6.0-28		2.0-17		3	3-33	1-0	1	1	0		6-6	0	0	0	17	51
Oct 07	at Kentucky	44	20	64	2.0-8		1.0-7		2	2-0	0-0	2	5	1		4-4	0	0	0	14	40
Oct 14	at Georgia	23	26	49	2.0-19		0.0-0		0	0-0	1-18	0	3	0		5-5	0	0	0	7	53
Oct 21	IDAHO	41	8	49	4.0-10		1.0-6		0	0-0	1-19	2	2	0		3-3	0	0	0	7	21
Oct 28	at UConn	44	20	64	3.0-25		2.0-23		0	0-0	1-0	2	1	0		1-1	0	0	1	0	12
Nov. 4	FLORIDA	44	20	64	0.0-0		0.0-0		0	0-0	1-0	0	4	0		1-1	0	0	0	0	16
Nov 11	TENNESSEE	54	12	66	2.0-6		1.0-1		0	0-0	1-70	1	1	1		2-2	0	0	0	7	17
Opponents		408	164	572	27.0-119		9.0-66		6	8-33	11-164	12	27	3		36-36	0	1	1	73	319
		460	241	701	77.0-270		27.0-159		6	5-5	8-42	25	24	0		46-49	0	0	0	64	379

Date	Opponent	Punting									Field Goals			Kickoffs				
		no.	yds	avg	long	blkd	tb	fc	50+	i20	md-att	long	blkd	no.	yds	avg	tb	ob
Sep 02	MISSOURI ST.	7	310	44.3	70	0	0	1	2	3	0-1	0	0	7	354	50.6	0	0
Sep 09	SOUTH CAROLINA	5	212	42.4	73	0	1	0	1	1	1-2	32	0	6	389	64.8	4	0
Sep 16	PURDUE	4	193	48.2	63	0	0	1	2	2	0-2	0	0	6	279	46.5	4	0
Sep 23	AUBURN	3	118	39.3	41	0	0	2	0	1	3-3	54	0	10	649	64.9	9	0
Oct 07	at Kentucky	3	110	36.7	44	0	0	2	0	0	4-4	53	0	9	576	64.0	5	0
Oct 14	at Georgia	1	55	55.0	55	0	0	1	1	0	4-4	43	0	10	635	63.5	8	0
Oct 21	IDAHO	8	394	49.2	58	0	0	1	5	4	0-0	0	0	4	242	60.5	2	0
Oct 28	at UConn	8	320	40.0	52	0	0	4	1	2	1-2	30	0	3	179	59.7	1	0
Nov. 4	FLORIDA	5	242	48.4	59	0	0	0	2	2	3-3	38	0	3	187	62.3	0	0
Nov 11	TENNESSEE	7	316	45.1	58	0	1	3	2	4	1-1	48	0	4	260	65.0	2	0
Opponents		51	2270	44.5	73	0	2	15	16	19	17-22	54	0	62	3750	60.5	35	0
		41	1885	46.0	70	0	4	11	14	18	13-16	43	2	72	4480	62.2	39	4



2017 Mizzou Tiger Football
Missouri Game Superlatives (as of Nov 12, 2017)
All games



INDIVIDUAL GAME HIGHS

Rushes	24	Witter, Ish vs Tennessee (Nov 11, 2017)
Yards Rushing	216	Witter, Ish vs Tennessee (Nov 11, 2017)
TD Rushes	3	Rountree, Larry vs Florida (Nov. 4, 2017)
Long Rush	73	Crockett, Damarea vs Missouri St. (Sep 02, 2017)
Pass attempts	42	Lock, Drew at Kentucky (Oct 07, 2017)
Pass completions	31	Lock, Drew at UConn (Oct 28, 2017)
Yards Passing	521	Lock, Drew vs Missouri St. (Sep 02, 2017)
TD Passes	7	Lock, Drew vs Missouri St. (Sep 02, 2017)
Long Pass	75	Lock, Drew at Kentucky (Oct 07, 2017)
Receptions	11	Moore, J'Mon vs IDAHO (Oct 21, 2017)
Yards Receiving	187	Moore, J'Mon vs Missouri St. (Sep 02, 2017)
TD Receptions	3	Okwuegbunam, Albert vs IDAHO (Oct 21, 2017)
Long Reception	75	Johnson, Johnathon at Kentucky (Oct 07, 2017)
Field Goals	3	McCann, Tucker vs Tennessee (Nov 11, 2017)
Long Field Goal	43	McCann, Tucker vs South Carolina (Sep 09, 2017)
Punts	9	Fatony, Corey vs Purdue (Sep 16, 2017)
Punting Avg	53.8	Fatony, Corey vs South Carolina (Sep 09, 2017)
Long Punt	70	Fatony, Corey vs South Carolina (Sep 09, 2017)
Punts inside 20	4	Fatony, Corey vs Purdue (Sep 16, 2017)
	4	Fatony, Corey vs Auburn (Sep 23, 2017)
	4	Fatony, Corey at Georgia (Oct 14, 2017)
Long Punt Return	85	Floyd, Richaud vs IDAHO (Oct 21, 2017)
Long Kickoff Return	51	Mason, Dimetrios vs Missouri St. (Sep 02, 2017)
Tackles	12	Garrett, Cale vs Purdue (Sep 16, 2017)
	12	Hall, Terez at Kentucky (Oct 07, 2017)
	12	Garrett, Cale at Georgia (Oct 14, 2017)
Sacks	2.0	Beckner, Terry vs IDAHO (Oct 21, 2017)
	2.0	Frazier, Marcell vs Tennessee (Nov 11, 2017)
	2.0	Williams, Tre vs Tennessee (Nov 11, 2017)
Tackles For Loss	2.5	Brandon, Rashad vs Missouri St. (Sep 02, 2017)
	2.5	Hall, Terez at Kentucky (Oct 07, 2017)
	2.5	Beckner, Terry at UConn (Oct 28, 2017)
Interceptions	1	Cheadle, Logan vs Missouri St. (Sep 02, 2017)
	1	Wilson, Thomas vs Purdue (Sep 16, 2017)
	1	Garrett, Cale at Kentucky (Oct 07, 2017)
	1	Garrett, Cale at Georgia (Oct 14, 2017)
	1	Warren, T.J. at UConn (Oct 28, 2017)
	1	Sherrils, Anthony vs Florida (Nov. 4, 2017)
	1	Sherrils, Anthony vs Tennessee (Nov 11, 2017)
	1	Prewett, Kaleb vs Tennessee (Nov 11, 2017)



2017 Mizzou Tiger Football
Missouri Game Superlatives (as of Nov 12, 2017)
All games



TEAM GAME HIGHS

Rushes	53	vs Tennessee (Nov 11, 2017)
Yards Rushing	433	vs Tennessee (Nov 11, 2017)
Yards Per Rush	8.2	vs Tennessee (Nov 11, 2017)
TD Rushes	3	vs Missouri St. (Sep 02, 2017)
	3	vs Florida (Nov. 4, 2017)
Pass attempts	43	at Kentucky (Oct 07, 2017)
	43	at UConn (Oct 28, 2017)
Pass completions	34	at UConn (Oct 28, 2017)
Yards Passing	521	vs Missouri St. (Sep 02, 2017)
Yards Per Pass	15.3	vs Missouri St. (Sep 02, 2017)
TD Passes	7	vs Missouri St. (Sep 02, 2017)
Total Plays	83	vs Tennessee (Nov 11, 2017)
Total Offense	815	vs Missouri St. (Sep 02, 2017)
Yards Per Play	10.9	vs Missouri St. (Sep 02, 2017)
Points	72	vs Missouri St. (Sep 02, 2017)
Sacks By	5	vs IDAHO (Oct 21, 2017)
	5	at UConn (Oct 28, 2017)
	5	vs Tennessee (Nov 11, 2017)
First Downs	35	vs Missouri St. (Sep 02, 2017)
Penalties	12	at UConn (Oct 28, 2017)
Penalty Yards	107	at UConn (Oct 28, 2017)
Turnovers	4	vs Auburn (Sep 23, 2017)
Interceptions By	2	vs Tennessee (Nov 11, 2017)
Punts	9	vs Purdue (Sep 16, 2017)
Punting Avg	53.8	vs South Carolina (Sep 09, 2017)
Long Punt	70	vs South Carolina (Sep 09, 2017)
Punts inside 20	4	vs Purdue (Sep 16, 2017)
	4	vs Auburn (Sep 23, 2017)
	4	at Georgia (Oct 14, 2017)
Long Punt Return	85	vs IDAHO (Oct 21, 2017)



2017 Mizzou Tiger Football
Missouri Game Superlatives (as of Nov 12, 2017)
All games



OPPONENT INDIVIDUAL GAME HIGHS

Rushes	20	Benny Snell, at Kentucky (Oct 07, 2017)
Yards Rushing	124	Calan Crowder, vs Missouri St. (Sep 02, 2017)
TD Rushes	5	Kerryon Johnson, vs Auburn (Sep 23, 2017)
Long Rush	75	Calan Crowder, vs Missouri St. (Sep 02, 2017)
Pass attempts	39	SHIRREFFS, Bry., at UConn (Oct 28, 2017)
Pass completions	24	Peyton Huslig, vs Missouri St. (Sep 02, 2017)
Yards Passing	353	Peyton Huslig, vs Missouri St. (Sep 02, 2017)
TD Passes	2	Peyton Huslig, vs Missouri St. (Sep 02, 2017)
	2	Stephen Johnson, at Kentucky (Oct 07, 2017)
	2	Jake Fromm, at Georgia (Oct 14, 2017)
	2	Linehan, Matt, vs IDAHO (Oct 21, 2017)
Long Pass	89	Peyton Huslig, vs Missouri St. (Sep 02, 2017)
Receptions	9	MAYALA, Hergy, at UConn (Oct 28, 2017)
Yards Receiving	163	Malik Earl, vs Missouri St. (Sep 02, 2017)
TD Receptions	2	Ungerer, David, vs IDAHO (Oct 21, 2017)
Long Reception	89	Malik Earl, vs Missouri St. (Sep 02, 2017)
Field Goals	4	A. MacGinnis, at Kentucky (Oct 07, 2017)
	4	R. Blankenship, at Georgia (Oct 14, 2017)
Long Field Goal	54	Daniel Carlson, vs Auburn (Sep 23, 2017)
Punts	8	Coffey, Cade, vs IDAHO (Oct 21, 2017)
	8	GRAHAM, Brett, at UConn (Oct 28, 2017)
Punting Avg	55.0	C. Nizialek, at Georgia (Oct 14, 2017)
Long Punt	73	Joseph Charlton, vs South Carolina (Sep 09, 2017)
Punts inside 20	4	Coffey, Cade, vs IDAHO (Oct 21, 2017)
	4	Daniel, T., vs Tennessee (Nov 11, 2017)
Long Punt Return	16	Powell, B., vs Florida (Nov. 4, 2017)
Long Kickoff Return	97	Deebo Samuel, vs South Carolina (Sep 09, 2017)
Tackles	13	Reese, D., vs Florida (Nov. 4, 2017)
	13	Abernathy, M., vs Tennessee (Nov 11, 2017)
Sacks	1.0	Colby Isbell, vs Missouri St. (Sep 02, 2017)
	1.0	D.J. Wonnum, vs South Carolina (Sep 09, 2017)
	1.0	Jeff Holland, vs Auburn (Sep 23, 2017)
	1.0	Jordyn Peters, vs Auburn (Sep 23, 2017)
	1.0	Josh Allen, at Kentucky (Oct 07, 2017)
	1.0	Elliss, Kaden, vs IDAHO (Oct 21, 2017)
	1.0	JOSEPH, Junior, at UConn (Oct 28, 2017)
	1.0	CARREZOLA, Luke, at UConn (Oct 28, 2017)
	1.0	Johnson, A., vs Tennessee (Nov 11, 2017)
Tackles For Loss	3.0	Elliss, Kaden, vs IDAHO (Oct 21, 2017)
Interceptions	1	Jared Beshore, vs Missouri St. (Sep 02, 2017)
	1	Allen-Williams, vs South Carolina (Sep 09, 2017)
	1	J. Williams, vs South Carolina (Sep 09, 2017)
	1	Kamal Hardy, vs Purdue (Sep 16, 2017)
	1	Markus Bailey, vs Purdue (Sep 16, 2017)
	1	Carlton Davis, vs Auburn (Sep 23, 2017)
	1	D. Sanders, at Georgia (Oct 14, 2017)
	1	Hawkins, Armond, vs IDAHO (Oct 21, 2017)
	1	SUMMERS, Jamar, at UConn (Oct 28, 2017)
	1	Henderson, C., vs Florida (Nov. 4, 2017)
	1	Warrior, N., vs Tennessee (Nov 11, 2017)



2017 Mizzou Tiger Football
Missouri Game Superlatives (as of Nov 12, 2017)
All games



OPPONENT TEAM GAME HIGHS

Rushes	53	vs Auburn (Sep 23, 2017)
Yards Rushing	370	at Georgia (Oct 14, 2017)
Yards Per Rush	7.3	at Georgia (Oct 14, 2017)
TD Rushes	5	vs Auburn (Sep 23, 2017)
Pass attempts	52	at UConn (Oct 28, 2017)
Pass completions	26	vs Purdue (Sep 16, 2017)
Yards Passing	353	vs Missouri St. (Sep 02, 2017)
Yards Per Pass	12.5	at Georgia (Oct 14, 2017)
TD Passes	3	vs IDAHO (Oct 21, 2017)
Total Plays	93	at UConn (Oct 28, 2017)
Total Offense	696	at Georgia (Oct 14, 2017)
Yards Per Play	9.0	at Georgia (Oct 14, 2017)
Points	53	at Georgia (Oct 14, 2017)
Sacks By	2	vs Auburn (Sep 23, 2017)
	2	at UConn (Oct 28, 2017)
First Downs	26	vs Purdue (Sep 16, 2017)
Penalties	11	vs Florida (Nov. 4, 2017)
Penalty Yards	84	vs Florida (Nov. 4, 2017)
Turnovers	4	vs Tennessee (Nov 11, 2017)
Interceptions By	2	vs South Carolina (Sep 09, 2017)
	2	vs Purdue (Sep 16, 2017)
Punts	8	vs IDAHO (Oct 21, 2017)
	8	at UConn (Oct 28, 2017)
Punting Avg	55.0	at Georgia (Oct 14, 2017)
Long Punt	73	vs South Carolina (Sep 09, 2017)
Punts inside 20	4	vs IDAHO (Oct 21, 2017)
	4	vs Tennessee (Nov 11, 2017)
Long Punt Return	16	vs Florida (Nov. 4, 2017)



2017 Mizzou Tiger Football
Missouri Red-Zone Results (as of Nov 12, 2017)
All games



Missouri Inside Opponent Red-Zone

Date	Opponent	Score	Times In RZ	Times Scored	Total Pts	Rush TDs	Pass TDs	FGs Made	Failed to score inside RZ							
									FGA	Down	Int	Fumb	Half	Game		
Sep 02, 2017	MISSOURI ST.	W 72-43	6	6	38	5	3	2	1	0	0	0	0	0	0	0
Sep 09, 2017	SOUTH CAROLINA	L 13-31	3	1	3	0	0	0	1	1	1	0	0	0	0	0
Sep 16, 2017	PURDUE	L 3-35	1	1	3	0	0	0	1	0	0	0	0	0	0	0
Sep 23, 2017	AUBURN	L 14-51	1	1	7	1	0	1	0	0	0	0	0	0	0	0
Oct 07, 2017	at Kentucky	L 34-40	4	3	13	1	1	0	2	1	0	0	0	0	0	0
Oct 14, 2017	at Georgia	L 28-53	1	1	7	1	0	1	0	0	0	0	0	0	0	0
Oct 21, 2017	IDAHO	W 68-21	10	10	61	8	2	6	2	0	0	0	0	0	0	0
Oct 28, 2017	at UConn	W 52-12	6	6	38	5	1	4	1	0	0	0	0	0	0	0
Nov. 4, 2017	FLORIDA	W 45-16	6	5	35	5	2	3	0	0	0	1	0	0	0	0
Nov 11, 2017	TENNESSEE	W 50-17	6	5	26	3	2	1	2	0	0	0	0	0	1	0
Totals			44	39	231	29	11	18	10	2	1	1	0	1	0	0
39 of 44 (88.6%)																

Opponents Inside Missouri Red-Zone

Date	Opponent	Score	Times In RZ	Times Scored	Total Pts	Rush TDs	Pass TDs	FGs Made	Failed to score inside RZ							
									FGA	Down	Int	Fumb	Half	Game		
Sep 02, 2017	MISSOURI ST.	W 72-43	3	3	22	3	2	1	0	0	0	0	0	0	0	0
Sep 09, 2017	SOUTH CAROLINA	L 13-31	3	2	10	1	1	0	1	1	0	0	0	0	0	0
Sep 16, 2017	PURDUE	L 3-35	4	4	28	4	2	2	0	0	0	0	0	0	0	0
Sep 23, 2017	AUBURN	L 14-51	5	5	35	5	5	0	0	0	0	0	0	0	0	0
Oct 07, 2017	at Kentucky	L 34-40	5	5	23	2	1	1	3	0	0	0	0	0	0	0
Oct 14, 2017	at Georgia	L 28-53	6	6	30	3	2	1	3	0	0	0	0	0	0	0
Oct 21, 2017	IDAHO	W 68-21	3	3	21	3	0	3	0	0	0	0	0	0	0	0
Oct 28, 2017	at UConn	W 52-12	3	2	10	1	1	0	1	0	1	0	0	0	0	0
Nov. 4, 2017	FLORIDA	W 45-16	3	3	13	1	0	1	2	0	0	0	0	0	0	0
Nov 11, 2017	TENNESSEE	W 50-17	1	1	7	1	0	1	0	0	0	0	0	0	0	0
Totals			36	34	199	24	14	10	10	1	1	0	0	0	0	0
34 of 36 (94.4%)																



2017 Mizzou Tiger Football
Missouri By-Quarter Statistics (as of Nov 12, 2017)
All games



3rd-Down Conversions

Date	Opponent	Score	Overall	1st Qtr	2nd Qtr	3rd Qtr	4th Qtr	Overtime
Sep 02, 2017	MISSOURI ST.	W 72-43	8-12 66.7	1-1 100.0	5-6 83.3	0-2 0.0	2-3 66.7	
Sep 09, 2017	SOUTH CAROLINA	L 13-31	5-14 35.7	2-4 50.0	1-4 25.0	1-3 33.3	1-3 33.3	
Sep 16, 2017	PURDUE	L 3-35	2-11 18.2	0-2 0.0	1-4 25.0	0-2 0.0	1-3 33.3	
Sep 23, 2017	AUBURN	L 14-51	4-13 30.8	0-3 0.0	3-5 60.0	0-3 0.0	1-2 50.0	
Oct 07, 2017	at Kentucky	L 34-40	8-17 47.1	1-3 33.3	2-4 50.0	3-5 60.0	2-5 40.0	
Oct 14, 2017	at Georgia	L 28-53	6-14 42.9	2-4 50.0	1-3 33.3	1-4 25.0	2-3 66.7	
Oct 21, 2017	IDAHO	W 68-21	4-8 50.0	0-0 0.0	1-2 50.0	1-2 50.0	2-4 50.0	
Oct 28, 2017	at UConn	W 52-12	7-12 58.3	0-1 0.0	3-4 75.0	1-3 33.3	3-4 75.0	
Nov. 4, 2017	FLORIDA	W 45-16	7-11 63.6	4-5 80.0	1-1 100.0	0-1 0.0	2-4 50.0	
Nov 11, 2017	TENNESSEE	W 50-17	6-13 46.2	0-1 0.0	2-4 50.0	3-5 60.0	1-3 33.3	
	Missouri		57-125 45.6	10-24 41.7	20-37 54.1	10-30 33.3	17-34 50.0	0-0 0.0
	Opponents		76-165 46.1	30-48 62.5	19-39 48.7	13-41 31.7	14-37 37.8	0-0 0.0

4th-Down Conversions

Date	Opponent	Score	Overall	1st Qtr	2nd Qtr	3rd Qtr	4th Qtr	Overtime
Sep 02, 2017	MISSOURI ST.	W 72-43	0-1 0.0	0-0 0.0	0-0 0.0	0-0 0.0	0-1 0.0	
Sep 09, 2017	SOUTH CAROLINA	L 13-31	1-2 50.0	0-0 0.0	1-1 100.0	0-0 0.0	0-1 0.0	
Sep 16, 2017	PURDUE	L 3-35	0-0 0.0	0-0 0.0	0-0 0.0	0-0 0.0	0-0 0.0	
Sep 23, 2017	AUBURN	L 14-51	0-2 0.0	0-0 0.0	0-0 0.0	0-1 0.0	0-1 0.0	
Oct 07, 2017	at Kentucky	L 34-40	1-1 100.0	0-0 0.0	0-0 0.0	0-0 0.0	1-1 100.0	
Oct 14, 2017	at Georgia	L 28-53	0-1 0.0	0-0 0.0	0-0 0.0	0-1 0.0	0-0 0.0	
Oct 21, 2017	IDAHO	W 68-21	0-0 0.0	0-0 0.0	0-0 0.0	0-0 0.0	0-0 0.0	
Oct 28, 2017	at UConn	W 52-12	0-1 0.0	0-1 0.0	0-0 0.0	0-0 0.0	0-0 0.0	
Nov. 4, 2017	FLORIDA	W 45-16	0-0 0.0	0-0 0.0	0-0 0.0	0-0 0.0	0-0 0.0	
Nov 11, 2017	TENNESSEE	W 50-17	0-0 0.0	0-0 0.0	0-0 0.0	0-0 0.0	0-0 0.0	
	Missouri		2-8 25.0	0-1 0.0	1-1 100.0	0-2 0.0	1-4 25.0	0-0 0.0
	Opponents		7-13 53.8	0-1 0.0	3-3 100.0	2-3 66.7	2-6 33.3	0-0 0.0

Time of Possession

Date	Opponent	Score	Overall	1st Qtr	2nd Qtr	3rd Qtr	4th Qtr	Overtime
Sep 02, 2017	MISSOURI ST.	W 72-43	21:44	3:29	7:24	3:20	7:31	
Sep 09, 2017	SOUTH CAROLINA	L 13-31	22:24	5:41	6:36	4:21	5:46	
Sep 16, 2017	PURDUE	L 3-35	16:17	3:18	5:04	3:09	4:46	
Sep 23, 2017	AUBURN	L 14-51	25:40	5:55	9:25	7:13	3:07	
Oct 07, 2017	at Kentucky	L 34-40	23:51	5:24	4:46	8:05	5:36	
Oct 14, 2017	at Georgia	L 28-53	20:24	6:14	3:52	5:42	4:36	
Oct 21, 2017	IDAHO	W 68-21	24:25	4:48	3:44	6:13	9:40	
Oct 28, 2017	at UConn	W 52-12	29:21	6:32	8:08	5:19	9:22	
Nov. 4, 2017	FLORIDA	W 45-16	29:21	8:50	6:42	3:36	10:13	
Nov 11, 2017	TENNESSEE	W 50-17	29:11	7:32	5:11	8:20	8:08	
	Missouri	Total	242:38	57:43	60:52	55:18	68:45	0:00
		Avg.	24:15	5:46	6:05	5:31	6:52	0:00
	Opponents	Total	357:22	92:17	89:08	94:42	81:15	0:00
		Avg.	35:44	9:13	8:54	9:28	8:07	0:00



2017 Mizzou Tiger Football
Missouri Games Played (as of Nov 12, 2017)
All games



##	PLAYER	GP-GS	MSU	SC	PUR	AU	UK	UGA	IDAHO	UCONN	UF	UT
23	23	1/1	START
57	Abeln, Alec	10/2	XXX	XXX	XXX	XXX	START	XXX	START	XXX	XXX	XXX
1A	Acy, DeMarkus	10/9	START	START	START	START	START	XXX	START	START	START	START
77	Adams, Paul	10/10	START	START	START	START	START	START	START	START	START	START
4A	Agbasimere, Fra	4/-	XXX	XXX	XXX	XXX
3A	Alton, Jerod	9/-	XXX	XXX	XXX	XXX	XXX	XXX	...	XXX	XXX	XXX
2A	Anderson, Nate	10/-	XXX	XXX	XXX	XXX	XXX	XXX	XXX	XXX	XXX	XXX
56	Bailey, Samson	9/-	XXX	XXX	XXX	XXX	XXX	...	XXX	XXX	XXX	XXX
30	Banister, Barre	1/-	XXX
92	Bartolotta, Nic	1/-	XXX
5B	Beckner, Terry	10/8	START	START	START	START	XXX	XXX	START	START	START	START
38	Beisel, Eric	10/-	XXX	XXX	XXX	XXX	XXX	XXX	XXX	XXX	XXX	XXX
11	Blanton, Kendal	10/3	XXX	XXX	XXX	START	START	XXX	START	XXX	XXX	XXX
1B	Bledsoe, Joshua	9/-	XXX	XXX	...	XXX	XXX	XXX	XXX	XXX	XXX	XXX
13	Brandon, Rashad	10/1	XXX	XXX	XXX	XXX	XXX	XXX	XXX	XXX	START	XXX
25	Brooks, Jamal	10/1	XXX	XXX	XXX	XXX	XXX	START	XXX	XXX	XXX	XXX
7	Brown, Nate	8/-	XXX	XXX	...	XXX	...	XXX	XXX	XXX	XXX	XXX
34	Burkett, Joey	10/-	XXX	XXX	XXX	XXX	XXX	XXX	XXX	XXX	XXX	XXX
97	Byers, Akial	6/-	XXX	XXX	XXX	XXX	XXX	XXX
55	Castillo, Tryst	10/10	START	START	START	START	START	START	START	START	START	START
2C	Cheadle, Logan	10/5	START	START	START	START	START	XXX	XXX	XXX	XXX	XXX
18	Collins, Domini	9/1	XXX	...	XXX	XXX	XXX	XXX	XXX	START	XXX	XXX
16	Crockett, Damar	6/5	START	START	XXX	START	START	START
22	Downing, Dawson	4/-	XXX	XXX	XXX	XXX
67	Dubinski, Jonah	7/-	XXX	XXX	XXX	XXX	XXX	XXX	XXX
70	Durant, Yasir	10/7	XXX	XXX	XXX	START	START	START	START	START	START	START
36	Ellinger, Danie	5/-	XXX	XXX	XXX	XXX	XXX
26	Fatony, Corey	10/-	XXX	XXX	XXX	XXX	XXX	XXX	XXX	XXX	XXX	XXX
17	Floyd, Richard	10/-	XXX	XXX	XXX	XXX	XXX	XXX	XXX	XXX	XXX	XXX
1F	Frazier, Marcel	10/10	START	START	START	START	START	START	START	START	START	START
47	Garrett, Cale	10/10	START	START	START	START	START	START	START	START	START	START
1G	Gillespie, Tyre	6/-	XXX	...	XXX	XXX	XXX	XXX	XXX	...
84	Hall, Emanuel	10/6	XXX	XXX	XXX	XXX	START	START	START	START	START	START
2H	Hall, Terez	10/10	START	START	START	START	START	START	START	START	START	START
5H	Harold, Jordan	10/10	START	START	START	START	START	START	START	START	START	START
69	Harris, A.J.	6/-	XXX	XXX	XXX	...	XXX	...	XXX	XXX
7H	Hilton, Cam	9/-	XXX	...	XXX	XXX	XXX	XXX	XXX	XXX	XXX	XXX
1	Hines, Anthony	10/-	XXX	XXX	XXX	XXX	XXX	XXX	XXX	XXX	XXX	XXX
76	Howell, Tyler	9/3	START	START	START	XXX	XXX	XXX	XXX	...	XXX	XXX
94	Jacobs, Tyrell	2/-	XXX	...	XXX	...
12	Johnson, Johnat	10/9	START	START	START	START	START	START	START	XXX	START	START
4L	Lee, Brandon	10/6	XXX	XXX	XXX	XXX	START	START	START	START	START	START
3	Lock, Drew	10/10	START	START	START	START	START	START	START	START	START	START
96	Logan, A.J.	4/3	START	START	XXX	START
19	Lowary, Jack	2/-	XXX	XXX
9	Mason, Dimetrio	4/4	START	START	START	START
1M	McCann, Tucker	9/-	XXX	XXX	XXX	XXX	XXX	XXX	...	XXX	XXX	XXX



2017 Mizzou Tiger Football
Missouri Games Played (as of Nov 12, 2017)
All games



##	PLAYER	GP-GS	MSU	SC	PUR	AU	UK	UGA	IDAHO	UCONN	UF	UT
40	Miller, Aubrey	7/-	XXX	XXX	XXX	XXX	XXX	XXX	XXX
72	Mitchell, Kyle	6/-	XXX	XXX	XXX	XXX	...	XXX	XXX
6	Moore, J'Mon	10/8	START	START	START	START	XXX	START	XXX	START	START	START
1N	Nelson, Dominic	5/-	XXX	XXX	XXX	XXX	XXX
81	Okwuegbunam, Al	10/4	XXX	XXX	XXX	XXX	XXX	START	XXX	START	START	START
99	Palmore, Walter	8/-	XXX	XXX	XXX	XXX	XXX	XXX	XXX	XXX
71	Pendleton, Kevi	10/9	START	START	XXX	START	START	START	START	START	START	START
3P	Perkins, Ronnel	8/2	...	XXX	XXX	XXX	START	START	XXX	XXX	XXX	...
1P	Petry, Terry	1/-	XXX
66	Ploudre, Adam	8/1	XXX	XXX	START	XXX	XXX	XXX	XXX	XXX
5	Powell, Taylor	2/2	START	START
20	Prewett, Kaleb	10/7	START	START	START	START	XXX	XXX	XXX	START	START	START
10	Reese, Jason	10/3	START	START	START	XXX	XXX	XXX	XXX	XXX	XXX	XXX
24	Rivers, Cameron	3/-	XXX	XXX	XXX
58	Robinson, Noah	8/-	XXX	XXX	XXX	XXX	XXX	XXX	XXX	XXX
6R	Ross, Tavon	9/-	XXX	XXX	XXX	XXX	XXX	XXX	XXX	...	XXX	XXX
33	Rountree, Larry	10/-	XXX	XXX	XXX	XXX	XXX	XXX	XXX	XXX	XXX	XXX
89	Scales, Brendan	1/-	XXX
2S	Sherrils, Antho	8/8	START	START	START	START	START	START	START	START
75	Simms, Tre'Vour	10/10	START	START	START	START	START	START	START	START	START	START
8	Smith, Justin	1/1	START
28	Spadarotto, Ste	4/-	XXX	XXX	XXX	XXX	...
1S	Sparks, Adam	10/5	XXX	XXX	XXX	XXX	XXX	START	START	START	START	START
31	Stribling, Fini	10/-	XXX	XXX	XXX	XXX	XXX	XXX	XXX	XXX	XXX	XXX
46	Trump, Jacob	2/-	XXX	XXX
39	Turner, Chris	9/-	XXX	XXX	XXX	XXX	XXX	XXX	XXX	...	XXX	XXX
1U	Ulmer, Jordan	7/1	START	XXX	...	XXX	XXX	XXX	XXX	...	XXX	...
90	Utsey, Markell	10/6	START	START	START	START	START	START	XXX	XXX	XXX	XXX
2W	Warren, T.J.	3/-	XXX	XXX	XXX
7W	Whiteside, Kobi	10/-	XXX	XXX	XXX	XXX	XXX	XXX	XXX	XXX	XXX	XXX
93	Williams, Tre	8/-	XXX	XXX	XXX	XXX	XXX	XXX	XXX	XXX
2	Wilson, Micah	5/-	XXX	XXX	XXX	XXX	XXX
8W	Wilson, Thomas	10/4	XXX	START	START	START	START	XXX	XXX	XXX	XXX	XXX
14	Wingo, Ray	3/-	XXX	XXX	XXX
48	Winters, Roderi	1/-	XXX
51	Wise, Drew	3/-	XXX	...	XXX	XXX
21	Witter, Ish	10/5	XXX	XXX	START	XXX	XXX	XXX	START	START	START	START
86	Workman, James	7/-	XXX	XXX	XXX	XXX	XXX	XXX	XXX



2017 Mizzou Tiger Football
 Missouri Total Tackles Game-by-Game (as of Nov 12, 2017)
 All games



Total Tackles	UA-A	Total	MSU	SC	PUR	AU	UK	UGA	IDAHO	UCONN	UF	UT
Garrett, Cale LB	47-26	73	4-2	8-2	6-6	1-1	6-0	4-8	2-3	4-2	6-2	6-0
Hall, Terez LB	41-27	68	6-0	2-4	3-1	5-3	10-2	3-7	2-1	2-2	5-6	3-1
Sherrils, Antho DB	35-10	45	2-0	7-0	5-3	5-2	DNP	DNP	2-1	4-2	5-1	5-1
Prewett, Kaleb S	33-10	43	4-1	5-2	5-2	3-0	5-0	2-2	5-1	1-1	2-1	1-0
Beisel, Eric LB	20-16	36	0-4	2-1	4-1	5-4	-	3-1	2-3	3-2	-	1-0
Wilson, Thomas S	25-8	33	-	3-2	6-1	3-2	1-1	6-1	2-0	3-1	1-0	-
Lee, Brandon LB	21-12	33	2-0	1-0	2-1	-	5-2	2-3	2-2	2-2	1-1	4-1
Beckner, Terry DT	17-13	30	0-1	3-1	1-2	1-2	2-0	0-1	4-2	2-2	3-2	1-0
Acy, DeMarkus DB	18-12	30	4-1	2-3	2-2	2-0	0-1	4-2	-	0-1	1-2	3-0
Perkins, Ronnel S	18-9	27	DNP	0-1	3-0	1-3	6-4	4-1	2-0	1-0	1-0	DNP
Frazier, Marcel DE	14-12	26	0-3	1-0	3-1	1-0	1-0	3-1	1-1	0-4	2-1	2-1
Sparks, Adam DB	15-11	26	0-1	-	0-1	-	2-4	3-2	4-1	2-2	1-0	3-0
Cheadle, Logan DB	23-3	26	0-2	4-1	3-0	5-0	3-0	-	2-0	4-0	2-0	-
Harold, Jordan DE	11-14	25	1-1	3-3	2-3	2-0	1-0	0-2	0-5	1-0	-	1-0
Brandon, Rashad DL	13-5	18	4-1	-	1-1	1-0	2-0	2-1	2-0	-	1-2	-
Burkett, Joey LB	10-6	16	2-1	-	1-5	1-0	-	-	2-0	1-0	1-0	2-0
Hilton, Cam S	13-1	14	-	DNP	2-0	3-1	1-0	1-0	1-0	2-0	1-0	2-0
Palmore, Walter DL	5-8	13	1-5	1-0	DNP	DNP	-	0-1	-	0-1	-	3-1
Williams, Tre DL	11-2	13	-	DNP	DNP	1-0	1-0	2-1	3-1	1-0	-	3-0
Anderson, Nate DL	7-5	12	1-0	-	1-0	1-1	1-0	-	0-4	3-0	-	-
Ross, Tavon LB	7-4	11	-	1-0	0-1	0-1	1-0	2-0	1-0	DNP	1-1	1-1
Bledsoe, Joshua S	6-3	9	1-0	-	DNP	0-1	-	1-2	2-0	1-0	-	1-0
Whiteside, Kobi DL	2-7	9	0-1	-	1-0	1-4	-	0-1	-	0-1	-	-
Brooks, Jamal LB	4-4	8	0-1	-	-	0-1	-	-	0-1	3-1	-	1-0
Alton, Jerod DB	8-0	8	-	-	-	1-0	-	1-0	DNP	4-0	1-0	1-0
Ulmer, Jordan S	7-1	8	6-0	-	DNP	-	-	-	1-1	DNP	-	DNP
Warren, T.J. LB	8-0	8	DNP	DNP	DNP	DNP	DNP	DNP	DNP	2-0	2-0	4-0
Utsey, Markell DL	3-2	5	-	-	1-0	1-0	1-0	0-2	-	-	-	-
Miller, Aubrey LB	2-1	3	-	-	-	DNP	DNP	DNP	0-1	-	-	2-0
Logan, A.J. DT	1-2	3	DNP	DNP	DNP	DNP	DNP	DNP	1-0	-	0-2	-
Turner, Chris DL	0-3	3	-	-	0-2	-	-	0-1	-	DNP	-	-
Byers, Akial DL	2-1	3	DNP	DNP	0-1	-	DNP	DNP	-	1-0	-	1-0
Hines, Anthony S	1-1	2	1-0	-	-	-	-	-	-	-	0-1	-
Stribling, Fini DB	1-0	1	-	-	-	-	1-0	-	-	-	-	-
Wingo, Ray	1-0	1	DNP	DNP	DNP	DNP	-	-	1-0	DNP	DNP	DNP
Robinson, Noah LB	1-0	1	DNP	DNP	-	-	-	-	-	-	1-0	-
Witter, Ish	1-0	1	-	-	1-0	-	-	-	-	-	-	-
Blanton, Kendal	1-0	1	-	-	-	-	-	-	1-0	-	-	-
Moore, J'Mon	1-0	1	-	-	1-0	-	-	-	-	-	-	-
Gillespie, Tyre S	0-1	1	-	DNP	-	-	DNP	DNP	-	-	0-1	DNP
Team	1-0	1	1-0	-	-	-	-	-	-	-	-	-
Agbasimere, Fra DE	1-0	1	DNP	DNP	DNP	DNP	DNP	DNP	1-0	-	-	-
Okwuegbunam, Al	1-0	1	-	-	-	-	-	1-0	-	-	-	-
Hall, Emanuel	1-0	1	-	-	-	1-0	-	-	-	-	-	-
Bartolotta, Nic	1-0	1	DNP	DNP	DNP	DNP	DNP	DNP	1-0	DNP	DNP	DNP
Rountree, Larry	1-0	1	1-0	-	-	-	-	-	-	-	-	-
McCann, Tucker	0-1	1	-	-	-	-	-	-	DNP	-	0-1	-



2017 Mizzou Tiger Football
 Missouri Passing Game-by-Game (as of Nov 12, 2017)
 All games



#3 Lock, Drew	Comp	Att	Int	Pct	Yards	TD	Long	Sacked	Effic
Missouri St.	21	34	1	61.8	521	7	65	1-6	252.54
South Carolina	14	32	2	43.8	245	1	61	1-6	105.88
Purdue	12	28	2	42.9	133	0	29	0-0	68.47
Auburn	23	39	1	59.0	216	2	26	2-17	117.29
Kentucky	22	42	0	52.4	355	3	75	1-7	146.95
Georgia	15	25	1	60.0	253	4	63	0-0	189.81
IDAHO	23	33	1	69.7	467	6	62	1-6	242.51
UConn	31	37	0	83.8	377	5	72	1-17	213.97
Florida	15	20	1	75.0	228	3	49	0-0	210.26
Tennessee	13	28	1	46.4	217	4	50	0-0	151.53
TOTALS	189	318	10	59.4	3012	35	75	7-59	169.03

#2 Wilson, Micah	Comp	Att	Int	Pct	Yards	TD	Long	Sacked	Effic
IDAHO	1	1	0	100.0	8	0	8	0-0	167.20
UConn	3	6	1	50.0	31	0	19	1-6	60.07
Florida	0	1	0	0.0	0	0	0	0-0	0.00
Tennessee	1	2	0	50.0	9	0	9	1-1	87.80
TOTALS	5	10	1	50.0	48	0	19	2-7	70.32

#TM Team	Comp	Att	Int	Pct	Yards	TD	Long	Sacked	Effic
Kentucky	0	1	0	0.0	0	0	0	0-0	0.00
TOTALS	0	1	0	0.0	0	0	0	0-0	0.00



2017 Mizzou Tiger Football
 Missouri Rushing/Receiving Game-by-Game (as of Nov 12, 2017)
 All games



RUSHING	No-Yds/TD	MSU	SC	PUR	AU	UK	UGA	IDAHO	UCONN	UF	UT
Witter, Ish RB	116-720/4	8-41/0	12-72/0	7-25/0	7-22/0	17-139/0	5-8/0	9-41/2	10-73/1	17-83/0	24-216/1
Rountree, Larry RB	82-524/5	11-41/1	4-12/0	6-22/0	4-32/0	-	6-22/0	12-97/0	6-60/0	15-83/3	18-155/1
Crockett, Damar RB	80-481/2	18-202/2	18-97/0	10-19/0	13-57/0	12-74/0	9-32/0	DNP	DNP	DNP	DNP
Downing, Dawson RB	20-121/0	DNP	DNP	DNP	DNP	DNP	DNP	3-30/0	10-60/0	3-9/0	4-22/0
Wilson, Micah QB	15-89/1	DNP	DNP	-	DNP	DNP	DNP	3-19/0	3-14/1	4-17/0	5-39/0
Lock, Drew QB	29-48/1	1--6/0	3--3/0	1-4/0	5-9/0	4-0/1	2-15/0	2--2/0	3--7/0	7-35/0	1-3/0
Mason, Dimetrio WR	1-19/0	1-19/0	-	-	-	DNP	DNP	DNP	DNP	DNP	DNP
Fatony, Corey P	1-3/0	-	-	-	1-3/0	-	-	-	-	-	-
Utsey, Markell	1-2/0	-	-	-	-	-	-	-	1-2/0	-	-
Collins, Domini WR	1-1/0	-	DNP	-	1-1/0	-	-	-	-	-	-
Johnson, Johnat WR	1-0/0	-	-	-	-	-	1-0/0	-	-	-	-
Lowary, Jack QB	1-0/0	1-0/0	DNP	DNP	DNP	DNP	DNP	DNP	-	DNP	DNP
Team	5-52/0	1--3/0	DNP	DNP	DNP	-	1--18/0	1--2/0	1--27/0	DNP	1--2/0

RECEIVING	No-Yds/TD	MSU	SC	PUR	AU	UK	UGA	IDAHO	UCONN	UF	UT
Moore, J'Mon WR	47-779/9	4-187/2	3-29/0	3-61/0	2-35/1	7-86/1	1-8/0	11-174/1	8-96/2	5-64/1	3-39/1
Hall, Emanuel WR	31-706/6	2-38/0	3-66/0	-	-	4-129/1	4-141/2	3-80/1	5-37/0	5-113/0	5-102/2
Johnson, Johnat WR	36-604/5	5-116/2	-	3-32/0	10-85/0	6-97/1	2-27/0	1-50/0	5-128/1	2-28/0	2-41/1
Okwuegbunam, Al TE	15-193/7	2-51/1	-	-	2-26/0	1-3/0	2-22/1	4-57/3	4-34/2	-	-
Floyd, Richaud WR	13-140/1	2-35/0	-	-	2-14/0	1-16/0	1-4/0	1-18/1	4-43/0	1-3/0	1-7/0
Reese, Jason TE	5-134/3	1-11/1	2-88/1	-	1-8/0	-	1-27/1	-	-	-	-
Mason, Dimetrio WR	13-119/0	1-12/0	4-48/0	6-40/0	2-19/0	DNP	DNP	DNP	DNP	DNP	DNP
Blanton, Kendal TE	5-115/1	2-41/0	-	-	1-7/0	-	-	1-62/0	-	1-5/1	-
Collins, Domini WR	7-91/1	2-30/1	DNP	-	-	-	1-6/0	1-19/0	2-27/0	-	1-9/0
Witter, Ish RB	11-87/1	-	1-8/0	-	1--2/0	3-24/0	1-8/0	-	3-25/0	1-15/1	1-9/0
Brown, Nate WR	5-37/0	-	-	DNP	1-5/0	DNP	-	2-15/0	2-17/0	-	-
Crockett, Damar RB	4-35/1	-	1-6/0	-	1-19/1	-	2-10/0	DNP	DNP	DNP	DNP
Rountree, Larry RB	2-20/0	-	-	-	-	-	-	-	1-1/0	-	1-19/0



2017 Mizzou Tiger Football
Missouri Sacks Game-by-Game (as of Nov 12, 2017)
All games



SACKS	UA-A	Total	MSU	SC	PUR	AU	UK	UGA	IDAHO	UCONN	UF	UT
Beckner, Terry DT	5-2	6.0	0.5-7	-	1.0-6	-	-	0.5-1	2.0-7	1.0-4	1.0-4	-
Frazier, Marcel DE	4-3	5.5	0.5-7	-	1.0-6	-	-	-	1.0-7	1.0-8	-	2.0-14
Williams, Tre DL	3-0	3.0	-	DNP	DNP	-	-	-	1.0-5	-	-	2.0-9
Garrett, Cale LB	2-0	2.0	-	-	1.0-10	-	-	-	-	1.0-3	-	-
Cheadle, Logan DB	1-0	1.0	-	-	-	-	-	-	-	1.0-1	-	-
Bledsoe, Joshua S	1-0	1.0	-	-	DNP	-	-	-	-	-	-	1.0-7
Utsey, Markell DL	1-0	1.0	-	-	-	-	1.0-6	-	-	-	-	-
Whiteside, Kobi DL	1-0	1.0	-	-	-	1.0-11	-	-	-	-	-	-
Brandon, Rashad DL	1-0	1.0	1.0-7	-	-	-	-	-	-	-	-	-
Anderson, Nate DL	1-0	1.0	1.0-6	-	-	-	-	-	-	-	-	-
Hilton, Cam S	1-0	1.0	-	DNP	-	-	-	-	1.0-4	-	-	-
Harold, Jordan DE	1-0	1.0	-	1.0-8	-	-	-	-	-	-	-	-
Hall, Terez LB	1-0	1.0	1.0-1	-	-	-	-	-	-	-	-	-
Turner, Chris DL	0-1	0.5	-	-	-	-	-	0.5-1	-	DNP	-	-
Sherrils, Antho DB	0-1	0.5	-	-	-	-	DNP	DNP	-	0.5-5	-	-
Lee, Brandon LB	0-1	0.5	-	-	-	-	-	-	-	0.5-4	-	-



2017 Mizzou Tiger Football
Missouri Individual Season/Career Statistics (as of Nov 12, 2017)
All games



	SEASON								CAREER									
Rushing	gp	att	gain	loss	net	avg	td	lg	avg/g	gp	att	gain	loss	net	avg	td	lg	avg/g
Witter, Ish	10	116	730	10	720	6.2	4	52	72.0	46	431	2154	65	2089	4.8	12	52	45.4
Rountree, Larry	10	82	526	2	524	6.4	5	64	52.4	10	82	526	2	524	6.4	5	64	52.4
Crockett, Damarea	6	80	490	9	481	6.0	2	73	80.2	17	233	1566	23	1543	6.6	12	73	90.8
Downing, Dawson	4	20	121	0	121	6.1	0	29	30.2	4	20	121	0	121	6.1	0	29	30.2
Wilson, Micah	5	15	105	16	89	5.9	1	29	17.8	5	15	105	16	89	5.9	1	29	17.8
Lock, Drew	10	29	98	50	48	1.7	1	12	4.8	34	133	505	306	199	1.5	3	33	5.9
Mason, Dimetrios	4	1	19	0	19	19.0	0	19	4.8	16	3	48	0	48	16.0	0	20	3.0
Fatony, Corey	10	1	3	0	3	3.0	0	3	0.3	34	2	29	0	29	14.5	0	26	0.9
Utsey, Markell	10	1	2	0	2	2.0	0	2	0.2	17	1	2	0	2	2.0	0	2	0.1
Collins, Dominic	9	1	1	0	1	1.0	0	1	0.1	12	1	1	0	1	1.0	0	1	0.1
Johnson, Johnathon	10	1	0	0	0	0.0	0	0	0.0	22	5	115	1	114	22.8	0	82	5.2
Lowary, Jack	2	1	0	0	0	0.0	0	0	0.0	2	1	0	0	0	0.0	0	0	0.0
Team	6	5	0	52	-52	-10.4	0	0	-8.7									
Total	10	353	2095	139	1956	5.5	13	73	195.6									
Opponents	10	418	2053	275	1778	4.3	21	75	177.8									
Passing	gp	effic	comp-att-int	pct	yds	td	lg	avg/g	gp	effic	comp-att-int	pct	yds	td	lg	avg/g		
Lock, Drew	10	169.03	189-318-10	59.4	3012	35	75	301.2	34	133.40	555-1015-28	54.7	7743	62	87	227.7		
Wilson, Micah	5	70.32	5-10-1	50.0	48	0	19	9.6	5	70.32	5-10-1	50.0	48	0	19	9.6		
Team	6	0.00	0-1-0	0.0	0	0	0	0.0										
Total	10	165.51	194-329-11	59.0	3060	35	75	306.0										
Opponents	10	135.10	204-330-8	61.8	2480	15	89	248.0										
Receiving	gp	no.	yds	avg	td	lg	avg/g	gp	no.	yds	avg	td	lg	avg/g				
Moore, J'Mon	10	47	779	16.6	9	52	77.9	47	140	2174	15.5	20	82	46.3				
Johnson, Johnathon	10	36	604	16.8	5	75	60.4	22	60	1039	17.3	7	87	47.2				
Hall, Emanuel	10	31	706	22.8	6	63	70.6	33	58	1077	18.6	8	63	32.6				
Okwuegbunam, Albert	10	15	193	12.9	7	27	19.3	10	15	193	12.9	7	27	19.3				
Floyd, Richaud	10	13	140	10.8	1	23	14.0	19	17	234	13.8	1	37	12.3				
Mason, Dimetrios	4	13	119	9.2	0	19	29.8	16	60	706	11.8	3	57	44.1				
Witter, Ish	10	11	87	7.9	1	22	8.7	46	33	280	8.5	1	49	6.1				
Collins, Dominic	9	7	91	13.0	1	19	10.1	12	8	113	14.1	1	22	9.4				
Reese, Jason	10	5	134	26.8	3	61	13.4	46	29	369	12.7	5	61	8.0				
Blanton, Kendall	10	5	115	23.0	1	62	11.5	30	21	276	13.1	4	62	9.2				
Brown, Nate	8	5	37	7.4	0	13	4.6	30	37	408	11.0	4	33	13.6				
Crockett, Damarea	6	4	35	8.8	1	19	5.8	17	9	49	5.4	1	19	2.9				
Rountree, Larry	10	2	20	10.0	0	19	2.0	10	2	20	10.0	0	19	2.0				
Total	10	194	3060	15.8	35	75	306.0											
Opponents	10	204	2480	12.2	15	89	248.0											
Total Offense	g	plays	rush	pass	total	avg/g	g	plays	rush	pass	total	avg/g						
Lock, Drew	10	347	48	3012	3060	306.0	34	1148	199	7743	7942	233.6						
Witter, Ish	10	116	720	0	720	72.0	46	431	2089	0	2089	45.4						
Rountree, Larry	10	82	524	0	524	52.4	10	82	524	0	524	52.4						
Crockett, Damarea	6	80	481	0	481	80.2	17	233	1543	0	1543	90.8						
Wilson, Micah	5	25	89	48	137	27.4	5	25	89	48	137	27.4						
Downing, Dawson	4	20	121	0	121	30.2	4	20	121	0	121	30.2						
Mason, Dimetrios	4	1	19	0	19	4.8	16	3	48	0	48	3.0						
Fatony, Corey	10	1	3	0	3	0.3	34	3	29	11	40	1.2						
Utsey, Markell	10	1	2	0	2	0.2	17	1	2	0	2	0.1						
Collins, Dominic	9	1	1	0	1	0.1	12	1	1	0	1	0.1						
Team	6	6	-52	0	-52	-8.7												
Total	10	682	1956	3060	5016	501.6												
Opponents	10	748	1778	2480	4258	425.8												



2017 Mizzou Tiger Football
Missouri Individual Season/Career Statistics (as of Nov 12, 2017)
All games



Scoring	SEASON						CAREER											
	td	fg	PAT			dxp	saf	pts	td	fg	PAT			dxp	saf	pts		
McCann, Tucker	-	11-13	38-40	-	-	-	-	-	71	-	17-25	77-83	-	-	-	-	-	128
Moore, J'Mon	9	-	-	-	-	-	-	-	54	21	-	-	-	1	-	-	-	128
Okwuegbunam, Albert	7	-	-	-	-	-	-	-	42	7	-	-	-	-	-	-	-	42
Hall, Emanuel	6	-	-	-	-	-	-	-	36	8	-	-	-	-	-	-	-	48
Witter, Ish	5	-	-	-	-	-	-	-	30	13	-	-	-	-	-	-	-	78
Johnson, Johnathon	5	-	-	-	-	-	-	-	30	8	-	-	-	-	-	-	-	48
Rountree, Larry	5	-	-	-	-	-	-	-	30	5	-	-	-	-	-	-	-	30
Reese, Jason	3	-	-	-	-	-	-	-	18	5	-	-	-	1	-	-	-	32
Crockett, Damarea	3	-	-	-	-	-	-	-	18	13	-	-	-	-	-	-	-	78
Bartolotta, Nick	-	2-2	8-9	-	-	-	-	-	14	-	2-2	8-9	-	-	-	-	-	14
Floyd, Richaud	2	-	-	-	-	-	-	-	12	2	-	-	-	-	-	-	-	12
Lock, Drew	1	-	-	-	-	-	-	-	6	4	-	-	-	2-2	-	-	-	24
Blanton, Kendall	1	-	-	-	-	-	-	-	6	4	-	-	-	-	-	-	-	24
Collins, Dominic	1	-	-	-	-	-	-	-	6	1	-	-	-	-	-	-	-	6
Wilson, Micah	1	-	-	-	-	-	-	-	6	1	-	-	-	-	-	-	-	6
Team	-	0-1	-	-	-	-	-	-	0									
Total	49	13-16	46-49	-	-	-	-	-	379									
Opponents	38	17-22	36-36	-	1	1-2	-	1	319									

Punt Returns	no.	yds	avg	td	lg	no.	yds	avg	td	lg
Floyd, Richaud	10	144	14.4	1	85	10	144	14.4	1	85
Johnson, Johnathon	2	14	7.0	0	10	16	210	13.1	1	63
Collins, Dominic	1	0	0.0	0	0	1	0	0.0	0	0
Total	13	158	12.2	1	85					
Opponents	7	24	3.4	0	16					

Kick Returns	no.	yds	avg	td	lg	no.	yds	avg	td	lg
Rountree, Larry	11	277	25.2	0	38	11	277	25.2	0	38
Mason, Dimetrios	8	220	27.5	0	51	9	233	25.9	0	51
Beisel, Eric	3	26	8.7	0	12	3	26	8.7	0	12
Floyd, Richaud	3	65	21.7	0	25	3	65	21.7	0	25
Brooks, Jamal	2	30	15.0	0	16	2	30	15.0	0	16
Total	27	618	22.9	0	51					
Opponents	28	608	21.7	1	97					

Interceptions	no.	yds	avg	td	lg	no.	yds	avg	td	lg
Garrett, Cale	2	21	10.5	0	21	3	25	8.3	0	21
Sherrills, Anthony	2	6	3.0	0	5	4	52	13.0	0	50
Prewett, Kaleb	1	4	4.0	0	4	1	4	4.0	0	4
Warren, T.J.	1	0	0.0	0	0	1	0	0.0	0	0
Cheadle, Logan	1	-5	-5.0	0	0	2	8	4.0	0	13
Wilson, Thomas	1	16	16.0	0	16	1	16	16.0	0	16
Total	8	42	5.2	0	21					
Opponents	11	164	14.9	1	70					

Fumble Returns	no.	yds	avg	td	lg	no.	yds	avg	td	lg
Garrett, Cale	1	5	5.0	0	5	1	5	5.0	0	5
Total	1	5	5.0	0	5					
Opponents	1	33	33.0	0	33					



2017 Mizzou Tiger Football
Missouri Individual Season/Career Statistics (as of Nov 12, 2017)
All games



	SEASON								CAREER							
	g	rush	rcv	pr	kr	ir	total	avg/g	g	rush	rcv	pr	kr	ir	total	avg/g
All Purpose																
Rountree, Larry	10	524	20	0	277	0	821	82.1	10	524	20	0	277	0	821	82.1
Witter, Ish	10	720	87	0	0	0	807	80.7	46	2089	280	0	0	0	2369	51.5
Moore, J'Mon	10	0	779	0	0	0	779	77.9	47	0	2174	0	0	0	2174	46.3
Hall, Emanuel	10	0	706	0	0	0	706	70.6	33	0	1077	0	0	0	1077	32.6
Johnson, Johnat	10	0	604	14	0	0	618	61.8	22	114	1039	210	171	0	1534	69.7
Crockett, Damare	6	481	35	0	0	0	516	86.0	17	1543	49	0	106	0	1698	99.9
Mason, Dimetrios	4	19	119	0	220	0	358	89.5	16	48	706	0	233	0	987	61.7
Floyd, Richaud	10	0	140	144	65	0	349	34.9	19	5	234	144	65	0	448	23.6
Okwuegbunam,	10	0	193	0	0	0	193	19.3	10	0	193	0	0	0	193	19.3
Reese, Jason	10	0	134	0	0	0	134	13.4	46	0	369	0	28	0	397	8.6
Downing, Dawso	4	121	0	0	0	0	121	30.2	4	121	0	0	0	0	121	30.2
Blanton, Kendall	10	0	115	0	0	0	115	11.5	30	0	276	0	0	0	276	9.2
Collins, Dominic	9	1	91	0	0	0	92	10.2	12	1	113	0	0	0	114	9.5
Wilson, Micah	5	89	0	0	0	0	89	17.8	5	89	0	0	0	0	89	17.8
Lock, Drew	10	48	0	0	0	0	48	4.8	34	199	21	0	0	0	220	6.5
Brown, Nate	8	0	37	0	0	0	37	4.6	30	0	408	0	16	0	424	14.1
Brooks, Jamal	10	0	0	0	30	0	30	3.0	10	0	0	0	30	0	30	3.0
Beisel, Eric	10	0	0	0	26	0	26	2.6	47	0	0	0	26	0	26	0.6
Garrett, Cale	10	0	0	0	0	21	21	2.1	22	0	0	0	0	25	25	1.1
Wilson, Thomas	10	0	0	0	0	16	16	1.6	47	0	0	0	0	16	16	0.3
Sherrills, Anthony	8	0	0	0	0	6	6	0.8	46	14	11	0	142	52	219	4.8
Prewett, Kaleb	10	0	0	0	0	4	4	0.4	10	0	0	0	0	4	4	0.4
Fatony, Corey	10	3	0	0	0	0	3	0.3	34	29	0	0	0	0	29	0.9
Utsey, Markell	10	2	0	0	0	0	2	0.2	17	2	0	0	0	0	2	0.1
Cheadle, Logan	10	0	0	0	0	-5	-5	-0.5	43	0	0	0	0	8	8	0.2
Team	6	-52	0	0	0	0	-52	-8.7								
Total	10	1956	3060	158	618	42	5834	583.4								
Opponents	10	1778	2480	24	608	164	5054	505.4								

Field Goals	att	good	long	blkd	att	good	long	blkd
McCann, Tucker	13	11	43	1	25	17	46	1
Bartolotta, Nick	2	2	33	0	2	2	33	0
Team	1	0	0	1				
Total	16	13	43	2				
Opponents	22	17	54	0				

Punting	no.	yds	avg	lg	blk	no.	yds	avg	lg	blk
Fatony, Corey	41	1885	46.0	70	0	188	8256	43.9	70	0
Total	41	1885	46.0	70	0					
Opponents	51	2270	44.5	73	0					

Kickoffs	no.	yds	avg	tb	ob	no.	yds	avg	tb	ob
McCann, Tucker	60	3823	63.7	35	3	124	7879	63.5	77	3
Bartolotta, Nick	12	657	54.8	4	1	12	657	54.8	4	1
Total	72	4480	62.2	39	4					
Opponents	62	3750	60.5	35	0					

