

Ole Miss

2011 REBEL FOOTBALL

OLE MISS COACHING STAFF:

Houston Nutt (f) Head Coach
 Gunter Brewer (f)Passing Game Coor./Wide Receivers
 Keith Burns (f) Secondary
 Mike Markuson (f)Run Game Coor./Offensive Line
 Derrick Nix (f) Running Backs
 Tyrone Nix (f) Defensive Coordinator/LB
 Terry Price (f) Defensive Line
 David Lee (pb)Offensive Coordinator/QB
 James Shibest (f) Special Teams Coordinator/ TE
 Chris Vaughn (pb) Recruiting Coordinator/Safeties
 Bryan Brown (pb)Defensive GA
 Alan Hensell (pb)Offensive GA
Game Location: (f) - field; (pb)- press box

RANKINGS:

Ole MissAP - NR/Coaches - NR
 VanderbiltAP - NR/Coaches - NR

TELEVISION (SEC NETWORK):

Dave Neal Play-by-Play
 Andre Ware Analyst
 Cara CapuanoSideline

RADIO (OLE MISS RADIO NETWORK):

David Kellum Play-by-Play
 Harry Harrison Analyst
 Stan Sandroni Sideline/Locker Room
 Richard CrossPre-& Post-Game Host
 Brett NorsworthyPre-& Post-Game Host
Satellite: Sirius 219, XM 200

Internet: OleMissSports.com RebelVision(subscription)



GAME THREE

Date Sept. 17, 2011
 Time11:21 a.m.
 Series RecordOle Miss leads 47-36-2
 TelevisionSEC Network
 SiteNashville, Tenn.
 VenueVanderbilt Stadium
 Capacity39,773
 SurfaceGrass
 Live Stats OleMissSports.com



WHAT TO WATCH FOR ...

- Ole Miss is looking to improve its record to 2-1 on the season ... The Rebels started 1-2 last season and last started a year 2-1 in 2009 after knocking off Memphis and Southeastern Louisiana before falling to South Carolina ... The Rebels boast an all-time record of 620-477-35 (.563 winning percent age) in 117 years of football.
- This game will be the 86th meeting between Ole Miss and Vanderbilt dating back to 1894 ... The Rebels lead the series 47-36-2 and have won 13 of the last 18 meetings since 1992 ... Ole Miss leads 47-18-2 in SEC games versus VU. Vanderbilt won the first 19 games in the series, with Ole Miss having won 47 of the last 66 games played between the two teams.
- The Rebels trails the Commodores 26-21-2 in games played in Nashville, but have won nine of the last 12 in the Music City including a 23-7 win in 2009 ... Ole Miss dropped the first 17 in a row to Vanderbilt in Nashville from 1894-1938.
- The Rebels are kicking off league play with Vanderbilt for the seventh time in the last nine seasons.
- Ole Miss is opening SEC play on the road for the seventh time since 2003.
- The Rebels are seeking to snap a seven-game skid in SEC openers ... Ole Miss is 30-44-3 in SEC open ers ... The last league-opening win came in 2003 in Nashville, a 24-21 victory over the Commodores. ... The Rebels are just 2-16 in their last 18 conference openers.

2011 OLE MISS SCHEDULE

| DATE | OPPONENT | SITE | RESULT/TIME | NOTES/SERIES INFORMATION |
|----------|---------------------------|------------|-------------|--------------------------------------|
| Sept. 3 | RV/RV BYU (ESPN) | OXFORD | L, 14-13 | Sawyer returns pick 96 yards for TD |
| Sept. 10 | Southern Illinois (PPV) | OXFORD | W, 42-24 | Scott scores four TDs, three rushing |
| Sept. 17 | Vanderbilt* (SEC Network) | Nashville | 11:21 a.m. | Ole Miss leads 47-36-2 |
| Sept. 24 | GEORGIA* (SEC Network) | OXFORD | 11:21 a.m. | GEORGIA LEADS 30-12-1 |
| Oct. 1 | at Fresno State (ESPN2) | Fresno | 8:15 p.m. | Ole Miss leads 1-0 |
| Oct. 15 | ALABAMA* | OXFORD | TBA | ALABAMA LEADS 47-9-2 |
| Oct. 22 | ARKANSAS* | OXFORD | TBA | ARKANSAS LEADS 30-26-1 |
| Oct. 29 | at Auburn* | Auburn | TBA | Auburn leads 26-9 |
| Nov. 5 | at Kentucky* | Lexington | TBA | Ole Miss leads 27-13-1 |
| Nov. 12 | LOUISIANA TECH (HC) | OXFORD | TBA | OLE MISS LEADS 8-1 |
| Nov. 19 | LSU* | OXFORD | TBA | LSU LEADS 56-39-4 |
| Nov. 26 | at Mississippi State* | Starkville | TBA | Ole Miss leads 60-41-6 |

* - SEC game

(HC) - Homecoming

Rankings - AP/Coaches'

OLE MISS MEDIA RELATIONS

Kyle Campbell* Assistant A.D./Media & PR

e-mail: kyle@olemiss.edu
 Duties: Main Football Contact

Kim Ling Associate Media Relations Dir.

e-mail: kling@olemiss.edu
 Duties: Game Program

Bill Bunting Associate Media Relations Dir.

e-mail: wbunting@olemiss.edu

Joey Jones Associate Media Relations Dir.

e-mail: joeyj@olemiss.edu

Daniel Snowden* Assistant Media Relations Dir.

e-mail: desnowde@olemiss.edu
 Duties: Game Notes, Stats, Photos

Kristen Saibini Assistant Media Relations Dir.

e-mail: klsaibin@olemiss.edu

* Football Contacts

Overnight Address:
 908 All-American Dr.
 Mailing Address:
 PO Box 217
 University, MS 38677
 Phone - 662.915.7522
 Fax - 662.915.7006

SEC TELECONFERENCE

Coach Houston Nutt will be available on the weekly Southeastern Conference Teleconference every Wednesday, beginning August 31 and concluding November 23, from 11:10-11:20 a.m. (CT). The number is available through the SEC office or the Athletics Media Relations office. Below is the order of participants:

- 10:00 a.m. - Les Miles, LSU
- 10:10 a.m. - Steve Spurrier, South Carolina
- 10:20 a.m. - Will Muschamp, Florida
- 10:30 a.m. - James Franklin, Vanderbilt
- 10:40 a.m. - Derek Dooley, Tennessee
- 10:50 a.m. - Nick Saban, Alabama
- 11:00 a.m. - Bobby Petrino, Arkansas
- 11:10 a.m. - Houston Nutt, Ole Miss**
- 11:20 a.m. - Mark Richt, Georgia
- 11:30 a.m. - Dan Mullen, Mississippi State
- 11:40 a.m. - Gene Chizik, Auburn
- 11:50 a.m. - Joker Phillips, Kentucky

OLEMISSSPORTS.COM

For updated statistics, rosters, game notes and all Rebel news on the internet, go to the official Ole Miss athletics website at OleMissSports.com. For those out of range of the Mississippi Network's radio broadcast, live audio of the game is available through OleMissSports.com's RebelVision, which also offers subscribers live webcasts of Coach Nutt's weekly press conferences.

VIDEO HIGHLIGHTS

Ole Miss offers free ftp downloads of game highlights and interviews with coaches and players for television stations to use during regularly scheduled news/sportscasts. To access the Ole Miss ftp site please contact J Stern at jsstern@olemiss.edu.

OLE MISS GAME WEEK MEDIA SCHEDULE

| SUNDAY | MONDAY | TUESDAY | WEDNESDAY | THURSDAY | FRIDAY |
|---|---|---|---|---|---|
| <ul style="list-style-type: none"> • Practice Closed | <ul style="list-style-type: none"> • No Practice | <ul style="list-style-type: none"> • Practice open to media and video first 20 minutes • Coach Nutt, assistant coaches and players available after practice | <ul style="list-style-type: none"> • Practice open to media and video first 20 minutes • Coach Nutt, assistant coaches and players available after practice | <ul style="list-style-type: none"> • Practice open to media and video first 20 minutes • Coach Nutt available after practice • No assistant coach or player interviews | <ul style="list-style-type: none"> • Practice Closed • Coach Nutt available at walk-thru on the road • No assistant coach or player interviews |
| <ul style="list-style-type: none"> • Coach Nutt available on teleconference at 3 p.m. | <ul style="list-style-type: none"> • Coach Nutt press conference at 2 p.m. in IPF Team Meeting Room • Selected players available following press conference | | | | |
| <ul style="list-style-type: none"> • Player interviews for Monday press conference due by 3 p.m. | | | | | |

CREDENTIALS

All credential requests should be made through Ole Miss' new online credentialing website: www.sportssystem.com/OleMiss. All requests should be made as early as possible and should be limited to working press only. Working space in Ole Miss' Vaught-Hemingway Stadium press box will be allotted on the following basis: (1) Daily newspapers and television stations covering for daily news programs; (2) Sports editors of Mississippi daily newspapers; (3) Radio personnel for an originating broadcast; (4) Official school daily, one seat only; (5) Television sports directors and approved special coverage; (6) Press and TV working photographers, weekly press representatives, non-broadcasting radio representatives and internet sites whose primary purpose is to gather news and disseminate it.

PHOTOGRAPHERS

Credentials for sideline photographers will be issued on the basis of circulation, with priority granted to agencies covering the participating schools on a regular basis. All photographers must exchange their photo pass for armbands in order to be admitted to the sidelines. This may be done at the media "Will Call" table next to the press box elevators by gate six of the stadium. Gameday flip cards will be available at that location.

PARKING

Media parking passes should be requested at the same time press box or sideline passes are requested. Only a limited number of parking passes are available. The lot just to the west of the Turner Center (the former Intercollegiate Athletics lot) is reserved for media parking. Entry is available from Hill Drive. A golf cart is available to help members of the media transport heavy equipment from the press parking area to the press box.

GAMEDAY SERVICES

Members of the media covering Ole Miss will be provided with pregame notes for both teams, a game program and a flipcard. Statistics and a running play-by-play will be handed out after each quarter. Approximately 30 minutes following the completion of the game, a final statistical book, including complete team and individual statistics, running play-by-play and postgame quotes from players and coaches, will be available.

WEEKLY PRESS CONFERENCE

Coach Houston Nutt holds a weekly press conference each Monday during the season, beginning at 2:00 p.m. (CT), in the team meeting room of the Indoor Practice Facility, which is adjacent to Vaught-Hemingway Stadium/Hollingsworth Field. Members of the media unable to attend the Monday press conference may participate via the telephone. The number for the two-way teleconference may be obtained by contacting the Athletics Media Relations office at (662) 915-7522. A brief teleconference for Coach Nutt will also be held each Sunday following a game at 3 p.m. (same phone number and code as Monday press conference).

COACHES/PLAYER INTERVIEWS

During Game Week

Selected players will be available Monday following Coach Nutt's weekly press conference. All media interviews will be held in the team meeting room. All requests for player interviews during the week should be made at least one day in advance with Kyle Campbell (662-915-7522). Members of the media who wish to interview players on Monday MUST e-mail or text Kyle Campbell by 3 p.m. (CT) Sunday to request interviews. Players and assistant coaches will be available upon request after practice on Tuesday and Wednesday.

After Practice

Practice will be closed to the public. The first 20 minutes of practice will be open to the media on Tuesday, Wednesday and Thursday. Coach Nutt will be available for media after each practice in the team meeting room.

After the Game

Coach Nutt will hold a postgame news conference with the media in the team meeting room of the Indoor Practice Facility. Athletics Media Relations office representatives will be available to assist in postgame interviews. Complete postgame plans will be announced on gameday in the press box. An Athletics Media Relations staff member will accompany members of the press wishing to go to the sidelines, beginning with five minutes remaining in the final quarter.

TEAM STATISTICS

| OLE MISS | OPPONENT | CATEGORY | VANDERBILT | OPPONENT |
|----------|----------|---------------------------|------------|----------|
| 31 | 39 | First Downs | 26 | 31 |
| 13 | 14 | By Rushing | 12 | 11 |
| 16 | 22 | By Passing | 13 | 16 |
| 2 | 3 | By Penalty | 1 | 4 |
| 12-125 | 11-84 | Penalties-Yards | 15-111 | 12-74 |
| 4-3 | 0-0 | Fumbles-Lost | 1-1 | 5-2 |
| 69 | 69 | Rushing Attempts | 56 | 73 |
| 243 | 314 | Rushing Yards | 250 | 172 |
| 3.5 | 4.6 | Yards Per Rush | 4.5 | 2.4 |
| 121.5 | 157.0 | Rushing Yards Per Game | 125.0 | 86.0 |
| 47-27 | 68-38 | Pass Attempts-Completions | 58-29 | 60-29 |
| 280 | 422 | Passing Yards | 318 | 344 |
| 140.0 | 211.0 | Passing Yards Per Game | 159.0 | 172.0 |
| 116 | 137 | Total Offensive Plays | 114 | 133 |
| 523 | 736 | Total Offense | 568 | 516 |
| 261.5 | 368.0 | Total Offense Per Game | 284.0 | 258.0 |
| 55 | 38 | Total Points | 69 | 35 |

INDIVIDUAL STATISTICS

| OLE MISS | | | | | Vanderbilt | | | | |
|---------------------|-------|-------|------|---------|---------------------|-------|-------|------|---------|
| Rushing | Att. | Yds. | Avg. | TD | Rushing | Att. | Yds. | Avg. | TD |
| Jeff Scott | 21 | 146 | 6.4 | 3 | Zac Stacy | 18 | 93 | 5.2 | 0 |
| Devin Thomas | 10 | 45 | 4.5 | 1 | Jerron Seymour | 12 | 85 | 7.1 | 1 |
| Randall Mackey | 6 | 36 | 6.0 | 0 | Jonathan Krause | 4 | 35 | 8.8 | 0 |
| Passing | Att. | Comp. | Yds. | TD/Int. | Passing | Att. | Comp. | Yds. | TD/Int. |
| Zack Stoudt | 24 | 43 | 258 | 1/0 | Larry Smith | 25 | 51 | 265 | 3/2 |
| Barry Brunetti | 2 | 3 | 4 | 0/0 | Jordan Rodgers | 4 | 6 | 53 | 1/0 |
| Receiving | Rec. | Yds. | Avg. | TD | Receiving | Rec. | Yds. | Avg. | TD |
| Ja-Mes Logan | 8 | 106 | 13.2 | 0 | Chris Boyd | 4 | 87 | 21.8 | 3 |
| Donte Moncrief | 5 | 35 | 7.0 | 0 | John Cole | 4 | 59 | 14.8 | 0 |
| Jamal Mosley | 4 | 26 | 6.5 | 1 | Jerron Seymour | 4 | 23 | 5.8 | 0 |
| Punting | No. | Yds. | Avg. | Long | Punting | No. | Yds. | Avg. | Long |
| Tyler Campbell | 9 | 438 | 48.7 | 73 | Richard Kent | 13 | 539 | 41.5 | 67 |
| Punt Returns | No. | Yds. | Avg. | Long | Punt Returns | No. | Yds. | Avg. | Long |
| Jeff Scott | 3 | 107 | 35.7 | 67 | John Cole | 5 | 31 | 6.2 | 13 |
| KO Returns | No. | Yds. | Avg. | Long | KO Returns | No. | Yds. | Avg. | Long |
| Jeff Scott | 4 | 56 | 14.0 | 17 | Eric Samuels | 5 | 114 | 22.8 | 35 |
| Scoring | TD | FG | PAT | Total | Scoring | TD | FG | PAT | Total |
| Jeff Scott | 4 | 0 | 0 | 24 | Chris Boyd | 3 | 0 | 0 | 18 |
| Bryson Rose | 0 | 2 | 7 | 13 | Casey Spear | 0 | 2 | 8 | 14 |
| Tackles | UT-AT | TT | TFL | Other | Tackles | UT-AT | TT | TFL | Other |
| Mike Marry | 10-11 | 21 | 0.0 | | Chris Marve | 11-8 | 19 | 2.0 | 2 BRUP |
| Damien Jackson | 12-8 | 20 | 0.0 | 1 INT | Chase Garnham | 5-6 | 11 | 1.5 | 1 Sack |
| Aaron Garbutt | 7-6 | 13 | 1.0 | 2 QBH | Casey Hayward | 8-2 | 10 | 2.0 | 2 INT |

LAST FIVE MEETINGS WITH VANDERBILT

September 18, 2010 - Vanderbilt 28, Ole Miss 14 at Oxford
 Ole Miss quarterback Jeremiah Masoli passed for 190 yards and rushed for 104 more, but it wasn't enough as the Rebels dropped their SEC opener 28-14 to Vanderbilt. The Rebels lost despite outgaining the Commodores 385-300. They completed only 5 of 18 third-down opportunities. Masoli completed 19 of 35 passes for 190 yards, but threw two interceptions. He rushed for 104 yards, including a 28-yard touchdown run. Warren Norman rushed for 111 yards, including an 80-yard touchdown, as Vanderbilt snapped a 10-game conference losing streak dating back to 2008.

October 1, 2009 - #18 Ole Miss 23, Vanderbilt 7 at Nashville
 Jevan Snead passed for three touchdowns as No. 18 Ole Miss bounced back with a 23-7 victory over Vanderbilt. Snead matched his season high with three TDs against Vanderbilt in helping the Rebels (3-1) to their best start since 2002 when they opened 5-1. Marcus Temple intercepted Larry Smith in the end zone with 10:55 left to help preserve a 23-7 lead.

September 20, 2008 - Vanderbilt 23, Ole Miss 17 at Oxford
 Mike Wallace returned a kickoff 98 yards and Peria Jerry scored on a 13-yard fumble return, but the Rebel offense could not cap-

italize in the red zone in a 23-17 loss to Vanderbilt in Oxford. The Commodores intercepted Ole Miss quarterback Jevan Snead four times on the afternoon. Ryan Hamilton led Vanderbilt with three of those interceptions, and he returned one 79 yards for a touchdown.

September 15, 2007 - Vanderbilt 31, Ole Miss 17 at Nashville
 Chris Nickson threw for 200 yards and ran for 78 and a TD to lead Vanderbilt over the Rebels. Cassen Jackson-Garrison paced the Commodore running game as he ran for 127 yards and three TDs. Brent Schaeffer relieved quarterback Seth Adams in the fourth quarter and brought the Rebels to within one score, 17-24, but then failed to complete a pass on Ole Miss' following drive. Mike Wallace led the Rebels as he hauled in 4 catches for 139 yards and two TDs.

October 7, 2006 - Ole Miss 17, Vanderbilt 10 at Oxford
 Benlarvus Green-Ellis ran for 101 yards and two second-quarter TDs and Charles Clark had a game-saving interception in a 17-10 Ole Miss victory. Vandy QB Chris Nickson was 11-of-13 for 95 yards and directed the 'Dores to their only TD before leaving late in the first half with an ankle injury. Ole Miss LB Rory Johnson had 16 tackles, forced three fumbles and broke up a pass.

TOP REBEL PERFORMANCES

VS. VANDERBILT

INDIVIDUAL




Rushing Yards: Stephen Hindman, 30-215, 2 TDs (11-25-1967)
Passing Yards: Eli Manning, 41-24-0-386, 2 TDs (9-21-2002)
Total Offense: Eli Manning, 396 (10 rush, 386 pass) (9-21-2002)
Receptions: Bill Flowers, 10-75 (9-18-2004) and LeMay Thomas, 10-130, TD (10-28-1995)
Receiving Yards: Eddie Small, 6-210, 2 TDs (9-18-1993)
All-Purpose Yards: Deuce McAllister, 215 (9-16-2000)
TEAM
Points Scored: 63 (W, 63-28), 1979 in Oxford
Points Allowed: 91 (L, 0-91), 1915 at Memphis

SERIES HISTORY

Ole Miss leads 47-36-2

In SEC games: Ole Miss leads 47-18-2
 In Oxford: Ole Miss leads 22-4
 In Nashville: Vanderbilt leads 26-21-2
 In Memphis: Vanderbilt leads 5-3
 In Jackson: Ole Miss leads 1-0

| Year | Site | Score | Year | Site | Score |
|------|-----------|-------------|------|-----------|------------------|
| 1894 | Nashville | ...L, 0-40 | 1972 | Nashville | ...W, 31-7 |
| 1899 | Memphis | ...L, 0-11 | 1973 | Oxford | ...W, 24-14 |
| 1900 | Nashville | ...L, 0-6 | 1974 | Nashville | ...L, 14-24 |
| 1902 | Nashville | ...L, 0-29 | 1975 | Oxford | ...W, 17-7 |
| 1903 | Nashville | ...L, 0-33 | 1976 | Nashville | ...W, 20-3 |
| 1904 | Nashville | ...L, 0-69 | 1977 | Oxford | ...W, 26-14 |
| 1906 | Nashville | ...L, 0-29 | 1978 | Nashville | ...W, 35-10 |
| 1907 | Nashville | ...L, 0-60 | 1979 | Oxford | ...W, 63-28 |
| 1908 | Nashville | ...L, 0-29 | 1980 | Nashville | ...W, 27-14 |
| 1909 | Nashville | ...L, 0-17 | 1981 | Oxford | ...L, 23-27 |
| 1910 | Nashville | ...L, 2-9 | 1982 | Nashville | ...L, 10-19 |
| 1911 | Nashville | ...L, 0-21 | 1983 | Oxford | ...W, 21-14 |
| 1912 | Nashville | ...L, 0-24 | 1984 | Nashville | ...L, 20-37 |
| 1915 | Memphis | ...L, 0-91 | 1985 | Oxford | ...W, 35-7 |
| 1916 | Nashville | ...L, 0-35 | 1986 | Nashville | ...W, 28-12 |
| 1925 | Nashville | ...L, 0-7 | 1987 | Oxford | ...W, 42-14 |
| 1929 | Nashville | ...L, 7-19 | 1988 | Nashville | ...W, 36-28 |
| 1930 | Nashville | ...L, 0-24 | 1989 | Oxford | ...W, 24-16 |
| 1938 | Nashville | ...L, 7-13 | 1990 | Nashville | ...W, 14-13 |
| 1939 | Memphis | ...W, 14-7 | 1991 | Oxford | ...L, 27-30 |
| 1940 | Nashville | ...W, 13-7 | 1992 | Nashville | ...L, 9-31 |
| 1942 | Memphis | ...L, 0-19 | 1993 | Oxford | ...W, 49-7 |
| 1945 | Nashville | ...W, 14-7 | 1994 | Nashville | ...W, 20-14 |
| 1946 | Memphis | ...L, 0-7 | 1995 | Oxford | ...W, 21-10 |
| 1947 | Nashville | ...L, 6-10 | 1996 | Nashville | ...W, 20-9 |
| 1948 | Oxford | ...W, 20-7 | 1997 | Oxford | ...W, 15-3 |
| 1949 | Nashville | ...L, 27-28 | 1998 | Nashville | ...W, 30-6 |
| 1950 | Nashville | ...L, 14-20 | 1999 | Oxford | ...L, 34-37 (ot) |
| 1951 | Memphis | ...L, 20-34 | 2000 | Nashville | ...W, 12-7 |
| 1952 | Nashville | ...T, 21-21 | 2001 | Oxford | ...W, 38-27 |
| 1953 | Oxford | ...W, 28-6 | 2002 | Oxford | ...W, 45-38 |
| 1954 | Nashville | ...W, 22-7 | 2003 | Nashville | ...L, 24-21 |
| 1955 | Memphis | ...W, 13-0 | 2004 | Oxford | ...W, 26-23 (ot) |
| 1956 | Oxford | ...W, 16-0 | 2005 | Nashville | ...L, 23-31 |
| 1957 | Nashville | ...W, 28-0 | 2006 | Oxford | ...W, 17-10 |
| 1959 | Nashville | ...W, 33-0 | 2007 | Nashville | ...L, 17-31 |
| 1960 | Nashville | ...W, 26-0 | 2008 | Oxford | ...L, 17-23 |
| 1961 | Oxford | ...W, 47-0 | 2009 | Nashville | ...W, 23-7 |
| 1962 | Memphis | ...W, 35-0 | 2010 | Oxford | ...L, 14-28 |
| 1963 | Oxford | ...W, 27-7 | | | |
| 1964 | Nashville | ...T, 7-7 | | | |
| 1965 | Oxford | ...W, 24-7 | | | |
| 1966 | Jackson | ...W, 34-0 | | | |
| 1967 | Nashville | ...W, 28-7 | | | |
| 1970 | Nashville | ...W, 26-16 | | | |
| 1971 | Oxford | ...W, 28-7 | | | |

| <p>11 QB</p> |  | <p>ZACK STOUTT JR • 6-4 • 217 • Dublin, Ohio</p> <table border="1"> <thead> <tr> <th>Att.</th> <th>Com.</th> <th>Yards</th> <th>TDs</th> </tr> </thead> <tbody> <tr> <td>43</td> <td>25</td> <td>258</td> <td>1</td> </tr> </tbody> </table> | Att. | Com. | Yards | TDs | 43 | 25 | 258 | 1 | <p>LAST GAME: Earned first career start ... Was 11-of-18 passing for 118 yards and first career touchdown. NOTES: Transferred to Ole Miss from Iowa Western Community College in the spring ... Led Iowa Western to a 9-2 record and a No. 6 national ranking in 2010 ... Passed for 1,812 yards and 18 touchdowns.</p> |
|--------------------------------|---|---|------|--------|--------|-----|-----|-------|-------|------|--|
| Att. | Com. | Yards | TDs | | | | | | | | |
| 43 | 25 | 258 | 1 | | | | | | | | |
| <p>3 RB</p> |  | <p>JEFF SCOTT SO • 5-7 • 175 • Miami, Fla.</p> <table border="1"> <thead> <tr> <th>Att.</th> <th>Yards</th> <th>Avg.</th> <th>TDs</th> </tr> </thead> <tbody> <tr> <td>21</td> <td>135</td> <td>6.4</td> <td>3</td> </tr> </tbody> </table> | Att. | Yards | Avg. | TDs | 21 | 135 | 6.4 | 3 | <p>LAST GAME: Totalled 210 all-purpose yards ... Recorded 118 yards and career-high three TDs on the ground ... Added 63 yards on punt returns including 67-yard TD return, the first of career ... Had 29 kickoff return yards. NOTES: Has two career 100-yard rushing games and two career 200 all-purpose yard games Leads the nation in punt return average at 35.7 ypr.</p> |
| Att. | Yards | Avg. | TDs | | | | | | | | |
| 21 | 135 | 6.4 | 3 | | | | | | | | |
| <p>45 FB</p> |  | <p>H.R. GREER JR • 5-11 • 235 • Olive Branch, Miss.</p> <table border="1"> <thead> <tr> <th>Att.</th> <th>Yards</th> <th>Avg.</th> <th>TDs</th> </tr> </thead> <tbody> <tr> <td>1</td> <td>1</td> <td>1.0</td> <td>0</td> </tr> </tbody> </table> | Att. | Yards | Avg. | TDs | 1 | 1 | 1.0 | 0 | <p>LAST GAME: Had one rush for one yard ... As a blocker helped Jeff Scott rush for 118 yards on the ground. NOTES: Appeared in all 12 games a year ago and caught seven passes for 40 yards and a TD ... As a blocker, helped Ole Miss rank third in the SEC in rushing offense.</p> |
| Att. | Yards | Avg. | TDs | | | | | | | | |
| 1 | 1 | 1.0 | 0 | | | | | | | | |
| <p>85 FL</p> |  | <p>JA-MES LOGAN SO • 6-2 • 190 • Houston, Texas.</p> <table border="1"> <thead> <tr> <th>Rec.</th> <th>Yards</th> <th>Avg.</th> <th>TDs</th> </tr> </thead> <tbody> <tr> <td>8</td> <td>106</td> <td>13.2</td> <td>0</td> </tr> </tbody> </table> | Rec. | Yards | Avg. | TDs | 8 | 106 | 13.2 | 0 | <p>LAST GAME: Posted team-high four receptions for 54 yards including a long of 18 yards. NOTES: Leads team with eight catches for 106 yards ... Finished third on the squad a year ago with 29 catches for 387 yard and hauled in two TDs.</p> |
| Rec. | Yards | Avg. | TDs | | | | | | | | |
| 8 | 106 | 13.2 | 0 | | | | | | | | |
| <p>12 SE</p> |  | <p>DONTE MONCRIEF FR • 6-2 • 200 • Raleigh, Miss.</p> <table border="1"> <thead> <tr> <th>Rec.</th> <th>Yards</th> <th>Avg.</th> <th>TDs</th> </tr> </thead> <tbody> <tr> <td>5</td> <td>35</td> <td>7.0</td> <td>0</td> </tr> </tbody> </table> | Rec. | Yards | Avg. | TDs | 5 | 35 | 7.0 | 0 | <p>LAST GAME: Earned first career start ... Hauled in two catches for 19 yards. NOTES: Started first two games of the season ... True freshman who caught nine TDs as a senior at Raleigh High School en route to prep All-America honors.</p> |
| Rec. | Yards | Avg. | TDs | | | | | | | | |
| 5 | 35 | 7.0 | 0 | | | | | | | | |
| <p>2 WR</p> |  | <p>NICKOLAS BRASELL FR • 6-2 • 172 • Batesville, Miss.</p> <table border="1"> <thead> <tr> <th>Rec.</th> <th>Yards</th> <th>Avg.</th> <th>TDs</th> </tr> </thead> <tbody> <tr> <td>1</td> <td>6</td> <td>6.0</td> <td>0</td> </tr> </tbody> </table> | Rec. | Yards | Avg. | TDs | 1 | 6 | 6.0 | 0 | <p>LAST GAME: Caught first career pass for six yards ... Also rushed once for 12 yards. NOTES: A U.S. Army, PrepStar and SuperPrep All-America selection last season at South Panola High School ... Ranked the No. 1 player in Mississippi and the No. 7 wide receiver in the nation by Rivals.com.</p> |
| Rec. | Yards | Avg. | TDs | | | | | | | | |
| 1 | 6 | 6.0 | 0 | | | | | | | | |
| <p>83 TE</p> |  | <p>FERBIA ALLEN JR • 6-3 • 235 • Pine Bluff, Ark.</p> <table border="1"> <thead> <tr> <th>Rec.</th> <th>Yards</th> <th>Avg.</th> <th>TDs</th> </tr> </thead> <tbody> <tr> <td>2</td> <td>34</td> <td>17.0</td> <td>0</td> </tr> </tbody> </table> | Rec. | Yards | Avg. | TDs | 2 | 34 | 17.0 | 0 | <p>LAST GAME: Collected one catch for 21 yards in start. NOTES: Started eight games last season and caught five passes for 51 yards and a score ... As a blocker, helped Ole Miss rank first in the SEC in sacks allowed and third in rushing offense.</p> |
| Rec. | Yards | Avg. | TDs | | | | | | | | |
| 2 | 34 | 17.0 | 0 | | | | | | | | |
| <p>79 RT</p> |  | <p>BOBBY MASSIE JR • 6-6 • 325 • Lynchburg, Va.</p> <table border="1"> <thead> <tr> <th>GS</th> <th>Rush/G</th> <th>Pass/G</th> <th>PPG</th> </tr> </thead> <tbody> <tr> <td>2</td> <td>121.5</td> <td>157.0</td> <td>27.5</td> </tr> </tbody> </table> | GS | Rush/G | Pass/G | PPG | 2 | 121.5 | 157.0 | 27.5 | <p>LAST GAME: Started 19th straight game at right tackle ... Helped Jeff Scott rush for 118 yards on the ground. NOTES: Started every game at right tackle last year and helped the Rebels rank first in the SEC in sacks allowed and third in rushing offense ... Earned SEC Offensive Lineman of the Week for ULL last season ... A preseason first team All-SEC pick by Lindys.</p> |
| GS | Rush/G | Pass/G | PPG | | | | | | | | |
| 2 | 121.5 | 157.0 | 27.5 | | | | | | | | |
| <p>75 RG</p> |  | <p>MATT HALL JR • 6-9 • 340 • Russellville, Ark.</p> <table border="1"> <thead> <tr> <th>GS</th> <th>Rush/G</th> <th>Pass/G</th> <th>PPG</th> </tr> </thead> <tbody> <tr> <td>2</td> <td>121.5</td> <td>157.0</td> <td>27.5</td> </tr> </tbody> </table> | GS | Rush/G | Pass/G | PPG | 2 | 121.5 | 157.0 | 27.5 | <p>LAST GAME: Earned seventh-straight start and blocked for Jeff Scott as he rushed for 118 yards on the ground. NOTES: Transferred to Ole Miss from Arkansas and sat out the 2010 season ... Played in 11 games for the Razorbacks in 2009.</p> |
| GS | Rush/G | Pass/G | PPG | | | | | | | | |
| 2 | 121.5 | 157.0 | 27.5 | | | | | | | | |
| <p>73 C</p> |  | <p>A.J. HAWKINS SR • 6-3 • 313 • Lithonia, Ga.</p> <table border="1"> <thead> <tr> <th>GS</th> <th>Rush/G</th> <th>Pass/G</th> <th>PPG</th> </tr> </thead> <tbody> <tr> <td>2</td> <td>121.5</td> <td>157.0</td> <td>27.5</td> </tr> </tbody> </table> | GS | Rush/G | Pass/G | PPG | 2 | 121.5 | 157.0 | 27.5 | <p>LAST GAME: Earned second-straight start at center and blocked for Jeff Scott as he rushed for 118 yards on the ground. NOTES: Named to the Rimington Trophy preseason watch list ... Started 11 games last season with eight coming at center ... Helped the Rebels rank first in the SEC in sacks allowed and third in rushing offense.</p> |
| GS | Rush/G | Pass/G | PPG | | | | | | | | |
| 2 | 121.5 | 157.0 | 27.5 | | | | | | | | |
| <p>77 LG</p> |  | <p>PATRICK JUNEN SO • 6-6 • 311 • Huntsville, Ala.</p> <table border="1"> <thead> <tr> <th>GS</th> <th>Rush/G</th> <th>Pass/G</th> <th>PPG</th> </tr> </thead> <tbody> <tr> <td>2</td> <td>121.5</td> <td>157.0</td> <td>27.5</td> </tr> </tbody> </table> | GS | Rush/G | Pass/G | PPG | 2 | 121.5 | 157.0 | 27.5 | <p>LAST GAME: Earned second-straight start and blocked for Jeff Scott as he rushed for 118 yards on the ground. NOTES: Played in 10 games a year ago and started five at left guard ... Helped the Rebels rank first in the SEC in sacks allowed and third in rushing offense.</p> |
| GS | Rush/G | Pass/G | PPG | | | | | | | | |
| 2 | 121.5 | 157.0 | 27.5 | | | | | | | | |
| <p>78 LT</p> |  | <p>BRADLEY SOWELL SR • 6-7 • 315 • Hernando, Miss.</p> <table border="1"> <thead> <tr> <th>GS</th> <th>Rush/G</th> <th>Pass/G</th> <th>PPG</th> </tr> </thead> <tbody> <tr> <td>2</td> <td>121.5</td> <td>157.0</td> <td>27.5</td> </tr> </tbody> </table> | GS | Rush/G | Pass/G | PPG | 2 | 121.5 | 157.0 | 27.5 | <p>LAST GAME: Started 19th straight game at left tackle ... Helped Jeff Scott rush for 118 yards on the ground. NOTES: Team captain ... Has started 25 of last 26 games at left tackle over the last three seasons ... Helped the Rebels rank first in the SEC in sacks allowed and third in rushing offense ... Named to the Lombardi Award and Outland Trophy preseason watch lists.</p> |
| GS | Rush/G | Pass/G | PPG | | | | | | | | |
| 2 | 121.5 | 157.0 | 27.5 | | | | | | | | |
| <p>81 K</p> |  | <p>BRYSON ROSE JR • 5-11 • 197 • Raleigh, N.C.</p> <table border="1"> <thead> <tr> <th>FGs</th> <th>Long</th> <th>PATs</th> <th>Pts</th> </tr> </thead> <tbody> <tr> <td>2/2</td> <td>29</td> <td>7/7</td> <td>13</td> </tr> </tbody> </table> | FGs | Long | PATs | Pts | 2/2 | 29 | 7/7 | 13 | <p>LAST GAME: Was perfect 6-for-6 on PATs. NOTES: Named preseason All-SEC fourth team by Phil Steele ...Has made straight 12 FGs in a row ... Finished third in the SEC in field goals (1.33 pg) and fifth in scoring (7.6 ppg) among kickers a year ago.</p> |
| FGs | Long | PATs | Pts | | | | | | | | |
| 2/2 | 29 | 7/7 | 13 | | | | | | | | |

| <p>7 DE</p> |  | <p>WAYNE DORSEY SR • 6-6 • 262 • Baltimore, Md.</p> <table border="1"> <thead> <tr> <th>Tackles</th> <th>TFLs</th> <th>Sacks</th> <th>INT</th> </tr> </thead> <tbody> <tr> <td>4</td> <td>2.0</td> <td>1.0</td> <td>1</td> </tr> </tbody> </table> | Tackles | TFLs | Sacks | INT | 4 | 2.0 | 1.0 | 1 | <p>LAST GAME: Earned second-straight start ... Picked off first career pass ... Also posted career highs with three tackles, 2.0 TFLs and 1.0 QB sack. NOTES: Team captain ... A junior college transfer started four games a year ago and totaled 12 tackles and 4.0 TFLs ... Earned honorable mention NJCAA All-America honors in junior college.</p> |
|----------------------------------|---|---|-----------|------|-------|-----------|----|------|-----|---|---|
| Tackles | TFLs | Sacks | INT | | | | | | | | |
| 4 | 2.0 | 1.0 | 1 | | | | | | | | |
| <p>93 DT</p> |  | <p>JUSTIN SMITH SR • 6-3 • 298 • Yonkers, NY.</p> <table border="1"> <thead> <tr> <th>Tackles</th> <th>TFLs</th> <th>Sacks</th> <th>FF</th> </tr> </thead> <tbody> <tr> <td>7</td> <td>0.0</td> <td>0.0</td> <td>0</td> </tr> </tbody> </table> | Tackles | TFLs | Sacks | FF | 7 | 0.0 | 0.0 | 0 | <p>LAST GAME: Earned second-straight start ... Posted career-best five stops (three solo). NOTES: Saw action in final seven games last season after missing time due to injury ... Totaled eight tackles and 2.0 TFLs.</p> |
| Tackles | TFLs | Sacks | FF | | | | | | | | |
| 7 | 0.0 | 0.0 | 0 | | | | | | | | |
| <p>98 NT</p> |  | <p>URIAH GRANT JR • 6-1 • 280 • Miramar, Fla.</p> <table border="1"> <thead> <tr> <th>Tackles</th> <th>TFLs</th> <th>Sacks</th> <th>QH</th> </tr> </thead> <tbody> <tr> <td>4</td> <td>1.0</td> <td>0.0</td> <td>1</td> </tr> </tbody> </table> | Tackles | TFLs | Sacks | QH | 4 | 1.0 | 0.0 | 1 | <p>LAST GAME: Earned second-straight start ... Collected one solo stop and 1.0 TFL. NOTES: Joined the Rebels for fall camp ... A junior college transfer who earned all-conference first team honors after posting 17.0 TFLs and 6.0 quarterback sacks at Fullerton C.C. last season.</p> |
| Tackles | TFLs | Sacks | QH | | | | | | | | |
| 4 | 1.0 | 0.0 | 1 | | | | | | | | |
| <p>40 DE</p> |  | <p>KENTRELL LOCKETT SR • 6-5 • 248 • Hahnville, La.</p> <table border="1"> <thead> <tr> <th>Tackles</th> <th>TFLs</th> <th>Sacks</th> <th>QH</th> </tr> </thead> <tbody> <tr> <td>3</td> <td>0</td> <td>0</td> <td>1</td> </tr> </tbody> </table> | Tackles | TFLs | Sacks | QH | 3 | 0 | 0 | 1 | <p>LAST GAME: Earned 33rd career start and posted one tackle. NOTES: Team captain ... Granted a sixth year of eligibility after suffering an ACL tear in the fourth game last season ... The SEC active career leader in TFLs with 23.5 ... A preseason All-SEC first team pick by Athlon and Lindy's.</p> |
| Tackles | TFLs | Sacks | QH | | | | | | | | |
| 3 | 0 | 0 | 1 | | | | | | | | |
| <p>15 WLB</p> |  | <p>JOEL KIGHT JR • 5-9 • 226 • Lithonia, Ga.</p> <table border="1"> <thead> <tr> <th>Tackles</th> <th>TFLs</th> <th>Sacks</th> <th>FF</th> </tr> </thead> <tbody> <tr> <td>11</td> <td>1.0</td> <td>0.0</td> <td>0</td> </tr> </tbody> </table> | Tackles | TFLs | Sacks | FF | 11 | 1.0 | 0.0 | 0 | <p>LAST GAME: Started second-straight game and collected three tackles (two solo). NOTES: Started seven games last season at Sam linebacker and posted 35 tackles and 2.0 TFLs ... Fully recovered from minor meniscus tear that limited him in the spring.</p> |
| Tackles | TFLs | Sacks | FF | | | | | | | | |
| 11 | 1.0 | 0.0 | 0 | | | | | | | | |
| <p>52 MLB</p> |  | <p>MIKE MARRY SO • 6-2 • 248 • Clearwater, Fla.</p> <table border="1"> <thead> <tr> <th>Tackles</th> <th>TFLs</th> <th>Sacks</th> <th>FF</th> </tr> </thead> <tbody> <tr> <td>21</td> <td>0.0</td> <td>0.0</td> <td>0</td> </tr> </tbody> </table> | Tackles | TFLs | Sacks | FF | 21 | 0.0 | 0.0 | 0 | <p>LAST GAME: Started and recorded a team-high eight tackles (five solo). NOTES: Tied for the team lead with a career-high 13 tackles (five solo) in first career start vs. BYU ... Earned the starting spot at Mike linebacker in the spring ... Played in 10 games a year ago with one start ... Posted 22 tackles and 3.0 TFLs last year.</p> |
| Tackles | TFLs | Sacks | FF | | | | | | | | |
| 21 | 0.0 | 0.0 | 0 | | | | | | | | |
| <p>44 LB</p> |  | <p>RALPH WILLIAMS RFR • 6-0 • 235 • Miami, Fla.</p> <table border="1"> <thead> <tr> <th>Tackles</th> <th>TFLs</th> <th>Sacks</th> <th>QH</th> </tr> </thead> <tbody> <tr> <td>7</td> <td>1.0</td> <td>0.0</td> <td>0</td> </tr> </tbody> </table> | Tackles | TFLs | Sacks | QH | 7 | 1.0 | 0.0 | 0 | <p>LAST GAME: Posted two tackles (one solo). NOTES: A redshirt freshman who moved from Mike linebacker to Will after the spring ... Picked off a pass and posted four tackles and a sack in the Grove Bowl.</p> |
| Tackles | TFLs | Sacks | QH | | | | | | | | |
| 7 | 1.0 | 0.0 | 0 | | | | | | | | |
| <p>20 SPUR</p> |  | <p>AARON GARBUTT JR • 6-2 • 205 • Westminster, Calif.</p> <table border="1"> <thead> <tr> <th>Tackles</th> <th>TFLs</th> <th>INT</th> <th>QH</th> </tr> </thead> <tbody> <tr> <td>13</td> <td>1.0</td> <td>0</td> <td>2</td> </tr> </tbody> </table> | Tackles | TFLs | INT | QH | 13 | 1.0 | 0 | 2 | <p>LAST GAME: Started second-straight game ... Posted career-high eight stops (four solo) and 1.0 TFL. NOTES: Transferred to Ole Miss from Fullerton C.C. where he posted 49 tackles and four interceptions and earned coaches' all-state first team honors.</p> |
| Tackles | TFLs | INT | QH | | | | | | | | |
| 13 | 1.0 | 0 | 2 | | | | | | | | |
| <p>6 RCB</p> |  | <p>WESLEY PENDLETON JR • 5-11 • 180 • Natchez, Miss.</p> <table border="1"> <thead> <tr> <th>Tackles</th> <th>TFLs</th> <th>INT</th> <th>QH</th> </tr> </thead> <tbody> <tr> <td>5</td> <td>0.0</td> <td>0</td> <td>1</td> </tr> </tbody> </table> | Tackles | TFLs | INT | QH | 5 | 0.0 | 0 | 1 | <p>LAST GAME: Collected career-best five tackles (four solo). NOTES: Transferred to Ole Miss in January and participated in spring drills ... Earned all-state first team honors after picking off three passes at Copiah-Lincoln C.C. last season ... Also earned NJCAA All-America honors in track at Co-Lin.</p> |
| Tackles | TFLs | INT | QH | | | | | | | | |
| 5 | 0.0 | 0 | 1 | | | | | | | | |
| <p>1 SS</p> |  | <p>DAMIEN JACKSON SR • 6-2 • 210 • Pineville, La.</p> <table border="1"> <thead> <tr> <th>Tackles</th> <th>TFLs</th> <th>INT</th> <th>PD</th> </tr> </thead> <tbody> <tr> <td>20</td> <td>0.0</td> <td>1</td> <td>1</td> </tr> </tbody> </table> | Tackles | TFLs | INT | PD | 20 | 0.0 | 1 | 1 | <p>LAST GAME: Started second-straight game ... Picked off first career pass ... Posted seven tackles (four solo). NOTES: Posted a career-high 13 total tackles and eight solo stops vs. BYU ... Started 11 games last season with eight coming at free safety ... Topped the team in solo tackles (44) and finished second in total tackles (68) ... The Rebels' top returning tackler.</p> |
| Tackles | TFLs | INT | PD | | | | | | | | |
| 20 | 0.0 | 1 | 1 | | | | | | | | |
| <p>3 FS</p> |  | <p>CHARLES SAWYER SO • 5-11 • 174 • Miami, Fla.</p> <table border="1"> <thead> <tr> <th>Tackles</th> <th>TFLs</th> <th>INT</th> <th>PD</th> </tr> </thead> <tbody> <tr> <td>11</td> <td>0.0</td> <td>2</td> <td>2</td> </tr> </tbody> </table> | Tackles | TFLs | INT | PD | 11 | 0.0 | 2 | 2 | <p>LAST GAME: Earned second-straight start at safety ... Picked off a pass for second-straight game ... Posted four tackles (two solo). NOTES: Tied for third in the NCAA in interceptions ... Had a 96-yard interception return for a TD vs. BYU ... Played in all 12 games with four starts at cornerback last year ... Moved to safety during fall.</p> |
| Tackles | TFLs | INT | PD | | | | | | | | |
| 11 | 0.0 | 2 | 2 | | | | | | | | |
| <p>4 LCB</p> |  | <p>MARCUS TEMPLE SR • 5-10 • 196 • Manquin, Va.</p> <table border="1"> <thead> <tr> <th>Tackles</th> <th>TFLs</th> <th>INT</th> <th>PD</th> </tr> </thead> <tbody> <tr> <td>9</td> <td>1.0</td> <td>1</td> <td>2</td> </tr> </tbody> </table> | Tackles | TFLs | INT | PD | 9 | 1.0 | 1 | 2 | <p>LAST GAME: Started and collected three solo tackles (five solo) and picked off first pass of the season. NOTES: Team captain ... Started all 12 games at cornerback last year ... Tied for the team lead with two fumble recoveries and fourth with three pass breakups ... Totaled 48 tackles and 2.0 TFLs.</p> |
| Tackles | TFLs | INT | PD | | | | | | | | |
| 9 | 1.0 | 1 | 2 | | | | | | | | |
| <p>97 P</p> |  | <p>TYLER CAMPBELL JR • 6-2 • 227 • Little Rock, Ark.</p> <table border="1"> <thead> <tr> <th>Punts</th> <th>Avg.</th> <th>Long</th> <th>Inside 20</th> </tr> </thead> <tbody> <tr> <td>9</td> <td>48.7</td> <td>73</td> <td>5</td> </tr> </tbody> </table> | Punts | Avg. | Long | Inside 20 | 9 | 48.7 | 73 | 5 | <p>LAST GAME: Punted five times for 42.2-yard average and long of 49 ... Downed 4-of-5 punts inside the 20-yard line. NOTES: Ranks seventh in the NCAA in punting ... Posted 56.8-yard average and career long of 73 vs. BYU ... Reigning NCAA punting champion (46.37-yard average).</p> |
| Punts | Avg. | Long | Inside 20 | | | | | | | | |
| 9 | 48.7 | 73 | 5 | | | | | | | | |

OLE MISS HEAD COACH HOUSTON NUTT

Houston Nutt (Oklahoma State, 1981) is in his fourth season at the Ole Miss helm, after being named the University's 36th head football coach on Nov. 28, 2007. His first two seasons in Oxford saw him lead the Rebels to back-to-back Cotton Bowl victories and earn SEC Coach of the Year billing for the third time in his career and Region top coaching honors for the fifth time in 2008. He was also named the FCA Coach of the Year in 2009. During his 10 years as the head coach at Arkansas, Nutt guided the Razorbacks to eight bowl berths, three SEC Western Division titles, two SEC Championship game appearances and an average of more than seven wins per season. He also served head coaching stints at Boise State and Murray State, where he captured two OVC Championships. Nutt is 2-2 all-time versus Vanderbilt, including 1-2 as head coach at Ole Miss.

VANDERBILT HEAD COACH JAMES FRANKLIN

Head coach James Franklin is in his first season as Vanderbilt's head coach after being named Commodores' head man on Dec. 17, 2010. Franklin came to Nashville after serving as assistant head coach, offensive coordinator and quarterback coach at Maryland since 2007. Franklin's coaching stops include Kansas State, Washington State and a year as wide receivers coach with the NFL's Green Bay Packers.

VANDERBILT SCOUTING REPORT

The Commodores opened the '11 campaign with a pair of wins over Elon and Connecticut at home. Last season, VU posted a 2-10 record and finished with a 1-7 league mark for sixth in the SEC East. Junior Zac Stacy leads Vanderbilt with 93 yards rushing while freshman Jerron Seymour is close behind with 85 yards. Senior Larry Smith has thrown for 265 yards and three TDs in two games, while Chris Boyd has hauled in four passes for 87 yards and all three touchdowns. Defensively, senior Chris Marve has posted a team-high 19 tackles and 2.0 TFLs.

NUTT'S WINNING WAYS

Upon arriving in Oxford, Rebel head coach **Houston Nutt** immediately reversed the Rebels' fortunes and became the first Ole Miss coach to guide the Rebels to a bowl win in each of his first two seasons. In 2009, Nutt guided Ole Miss to a 9-4 record and a second-straight win in the Cotton Bowl. In his first two seasons in Oxford, Nutt led the Rebels to 18 wins and back-to-back nine-win seasons for the first time 1961-62 and back-to-back January bowl victories for the first time since 1960-61. In his first season with the Rebels, Nutt led one of the greatest turnarounds in school history, posting a 9-4 record and a 5-3 mark in the SEC, reviving a Rebel squad that was coming off four straight losing

seasons and a 3-8 campaign with no conference wins in 2007. It marked the team's best improvement from one season to the next since legendary Ole Miss Coach John Vaught's debut in 1947. Nutt's efforts earned him SEC Coach of the Year honors (SEC Coaches and Touchdown Club of Atlanta) for the third time in his decorated career and AFCA Region Coach of the Year accolades for the fifth time. Including his decade of success at Arkansas, Nutt has guided his teams to 10 bowl berths in the past 13 seasons, most of any SEC Western Division coach during this span. Nutt's squads recorded eight or more wins in eight of those 13 campaigns and nine or more victories in eight of those seasons in the SEC.

NUTT'S WINNING WAYS PART II

With a win over Southern Illinois, **Houston Nutt** moved into a tie with former Ole Miss and Georgia head coach Harry Mehre for 17th all time in the SEC with 98 overall coaching victories since joining the league. Nutt needs one more victory to move into a tie with Pat Dye for 16th. He is also 15th in SEC coaching victories with 52, just three wins behind Mark Richt of Georgia.

SCOTT SCORES

In his first start of the season versus Southern Illinois, RB **Jeff Scott** became the first Rebel to score two rushing touchdowns and return a punt for a touchdown in the same game since Deuce McAllister versus Auburn in 2000. He also became the first Rebel to score three TDs in one quarter since Randy Baldwin scored three times in the first quarter versus Arkansas State in 1990. Scott rushed for a career-high three touchdowns in the game and is the first Ole Miss player to rush for three scores since Dexter McCluster scored four rushing TDs against Tennessee in 2009. Scott finished the game with 118 yards rushing for the second 100-yard rushing game for his career. He also added 63 yards on punt returns, including his first 67-yard punt return for a score, and 29 yards on kick returns for 210 all-purpose yards, the most all-purpose yards since he totaled 214 against LSU last year. Scott ranks first in the NCAA with a 35.7-yard average on punt returns and second in the SEC with four TDs.

PICK CITY

After recording four interceptions against Southern Illinois for the first time in a game since the 2010 Cotton Bowl versus Oklahoma State, Ole Miss has five INTs on the season. The Rebels posted six picks all of last season and did not record their fifth interception of the season until the 11th game a year ago. Ole Miss is tied for second in the SEC and second in the nation in interceptions.

OLE MISS BY THE NUMBERS

- 100,000 - Dollars Donated To Ole Miss By Houston Nutt
- 60,580 - Vaught-Hemingway Stadium Capacity
- 46,000 - Season Tickets Sold In 2011
- 620 - All-Time Victories
- 297 - TFLs The Last Four Years
- 278 - Pro Draft Picks
- 244 - Weeks Ranked In The AP Poll
- 207 - Shutouts In Ole Miss History
- 195 - Television Appearances
- 102 - Gameday Improvements In The Offseason
- 54 - First Team All-Americans
- 33 - Bowl Appearances (17th All-Time)
- 27 - NFL Players Under Houston Nutt
- 24 - Academic All-Americans
- 22 - Wins During Houston Nutt's 1st Three Seasons
- 21 - Bowl Wins (11th All-Time)
- 19 - NFL First Round Picks
- 12 - Overtime Games
- 10 - College Football Hall of Fame Inductees
- 8 - Sugar Bowl Appearances (4th All-Time)
- 6 - Heisman Trophy Finalists
- 6 - SEC Championships
- 4 - Rhodes Scholars
- 3 - National Championships
- 2 - Cotton Bowl Championships The Last Three Years
- 1 - Highest Ranking In AP Poll

"WATCH" OUT FOR THESE GUYS

Rebels on awards watch list ...

Brandon Bolden

Doak Walker Award (Best Running Back)

A.J. Hawkins

Rimington Trophy (Best Center)

Bryson Rose

Groza Award (Best Kicker)

Bradley Sowell

Lombardi Award (Best Lineman)

Outland Trophy (Best Interior Lineman)

OLE MISS IN THE NFL

Ole Miss has produced 27 NFL players under third-year head coach Houston Nutt. The Rebels also produced two first-round picks in the same season in Michael Oher and Peria Jerry for the first time in school history in 2009. Twenty-seven former Ole Miss players are currently on an NFL roster including 2008 Super Bowl MVP Eli Manning and two-time All-Pro LB Patrick Willis.

OLE MISS ON THE WEB

Websites: OleMissSports.com

OleMissSportsBlog.com

OleMissFB.com

Twitter: @RebelCoachNutt

@OleMissNow

Facebook: facebook.com/olemisssports

2011 PRESEASON HONORS

BRANDON BOLDEN - RUNNING BACK

- Doak Walker Award Watch List
- SEC's Best Blocker (Birmingham News)
- Third Team All-SEC (Athlons, Phil Steele, SEC Media Days)

TYLER CAMPBELL - PUNTER

- Second Team All-America (Sporting News)
- Second Team All-SEC (Athlons, Birmingham News, Lindys, SEC Coaches, SEC Media Days)
- Third Team All-SEC (Phil Steele)

KENTRELL LOCKETT - OFFENSIVE LINEMAN

- Rimington Trophy Watch List

KENTRELL LOCKETT - DEFENSIVE LINEMAN

- First Team All-SEC (Athlons, Lindys, SEC Media Days)
- Second Team All-SEC (Birmingham News, Phil Steele, SEC Coaches)

BOBBY MASSIE - OFFENSIVE LINEMAN

- First Team All-SEC (Lindys)
- Second Team All-SEC (Athlons, Phil Steele, SEC Media Days)
- Third Team All-SEC (SEC Media Days)

PHILANDER MOORE - KICKER RETURNER

- Fourth Team All-SEC (Phil Steele)

BRYSON ROSE - KICKER

- Groza Award Watch List
- Third Team All-SEC (SEC Media Days)
- Third Team All-SEC (Phil Steele)

BRADLEY SOWELL - OFFENSIVE LINEMAN

- Lombardi Award Watch List
- Outland Trophy Watch List
- First Team All-SEC (Athlons, Birmingham News, Phil Steele, SEC Coaches, SEC Media Days)
- Second Team All-SEC (Lindys)

NUTT EFFECT

Below charts the Ole Miss' amazing turnaround in their first three seasons under head coach Houston Nutt compared with the previous three seasons. The Rebels' rank in the SEC is in parentheses.

| Category | 2005 (SEC) | 2006 (SEC) | 2007 (SEC) | 2008 (SEC) | 2009 (SEC) | 2010 (SEC) |
|------------------|--------------|--------------|--------------|-------------|-------------|--------------|
| Wins | 3 (1) | 4 (2) | 3 (0) | 9 (5) | 9 (4) | 4 (1) |
| Total Offense | 281.7 (11th) | 261.5 (12th) | 345.2 (9th) | 407.6 (3rd) | 402.4 (5th) | 399.8 (6th) |
| Total Defense | 332.6 (7th) | 353.9 (11th) | 423.4 (12th) | 307.2 (5th) | 314.7 (4th) | 399.2 (11th) |
| Scoring Offense | 13.5 (12th) | 15.7 (12th) | 20.1 (12th) | 32.0 (2nd) | 29.5 (5th) | 30.6 (7th) |
| Scoring Defense | 22.3 (7th) | 22.9 (9th) | 28.5 (11th) | 19.0 (5th) | 17.7 (4th) | 35.2 (12th) |
| Rush Offense | 73.3 (12th) | 125.4 (8th) | 131.5 (11th) | 186.5 (2nd) | 183.6 (6th) | 207.6 (3rd) |
| Rush Defense | 153.3 (9th) | 158.9 (11th) | 199.1 (11th) | 85.5 (2nd) | 140.3 (6th) | 152.8 (9th) |
| Pass Efficiency | 103.3 (11th) | 100.3 (12th) | 110.4 (11th) | 144.3 (3rd) | 125.9 (8th) | 123.3 (9th) |
| Sacks By | 18 (10th) | 14 (11th) | 21 (10th) | 38 (1st) | 36 (2nd) | 31 (5th) |
| Sacks Allowed | 29 (7th) | 29 (9th) | 28 (9th) | 20 (4th) | 17 (4th) | 14 (1st) |
| 3rd Down % | 31.9% (11th) | 29.3% (12th) | 38.0% (8th) | 43.4% (2nd) | 41.2% (2nd) | 34.3% (11th) |
| Opp. 3rd Down % | 44.0% (11th) | 42.6% (11th) | 43.4% (11th) | 32.1% (3rd) | 29.7% (1st) | 37.4% (6th) |
| Kickoff Coverage | 42.4 (5th) | 41.8 (7th) | 34.9 (12th) | 44.9 (3rd) | 43.1 (5th) | 21.4 (8th) |
| Field Goals | 50.0% (12th) | 82.4% (2nd) | 64.7% (11th) | 81.0% (2nd) | 75.0 (8th) | 88.9% (1st) |

FORWARD TOGETHER REBELS

A pivotal moment in the rise of the Ole Miss Rebels took place on August 9 when the athletics department and UMAA Foundation announced the Forward Together capital campaign, which seeks to raise \$150 million in support of a comprehensive initiative aimed at new facility construction and existing facility enhancements for Ole Miss Athletics. Among the football improvements planned are renovations and improvements to Vaught-Hemingway Stadium concourse area, expansion of the north end-zone of Vaught-Hemingway Stadium to improve the overall aesthetic look and feel of the stadium and creation of an Ole Miss Athletics Hall of Fame. The plans also include a new, state-of-the-art basketball arena to replace Tad Smith Coliseum.

CHUCKY MULLINS COURAGE AWARD

In the spring, LB **D.T. Shackelford** was selected as the 2011 recipient of the Chucky Mullins Courage Award, which goes to a defensive player each year. The award, sponsored by Phi Beta Sigma fraternity, honors the late Chucky Mullins, who had his Ole Miss career come to an end during the 1989 Homecoming game against Vanderbilt when he was paralyzed after making a tackle. After returning to his studies at Ole Miss, Mullins passed away on May 6, 1991. Shackelford, who torn his right ACL in the spring, will wear in the No. 38 jersey in Mullins' honor and is the first junior to ever win the award.

100 IN 100

In response to the athletics department's gameday satisfaction survey, Ole Miss created the "100 In 100" plan which called for 100 gameday improvements in 100 days in preparation for the 2011 season. Among the improvements (which actually totaled

102) were a gameday guide for fans, increasing the band size and providing new uniforms, relocating the band, improved stadium aesthetics and redesigned stadium cups with fight song lyrics.

TEAM CAPTAINS

On August 29, **Houston Nutt** announced the team captains for the 2011 season. This year's permanent captains, which are all seniors, include: on offense, RB **Brandon Bolden**, WR **Derrick Herman**, and OL **Bradley Sowell** and on defense, DE **Wayne Dorsey**, DE **Kentrell Lockett** and CB **Marcus Temple**. Lockett, who is returning for a sixth year after a torn ACL cut his 2010 campaign short, becomes just the fourth Rebel in the modern era to be chosen a team captain twice in his career. Others include Jamie Holder in 1984-85, Kenny King in 1974-75 and Bob McCain in 1944-45.

GRADUATING REBELS

Five student-athletes on the Ole Miss football team have already received their undergraduate degrees. K **David Hankins** has earned a B.S. in geological engineering, CB **Vincent Moss** has earned a B.A. in accountancy, DE **Kentrell Lockett** has earned a B.A. in journalism, OL **Bradley Sowell** has earned a B.B.A. in marketing communications and OL **Alex Washington** has earned a B.A. in liberal studies.

CALIFORNIA DREAMIN'

The Rebels will play their first-ever game in the state of California this season when Ole Miss travels to Fresno State on Oct. 1. The Rebels knocked off the Bulldogs 55-38 last season in Oxford and are 2-0 all-time versus teams from the Golden State. The Rebels' previous most-western road game was at Wyoming in 2004.

EARLY TV SLATE SET

The time for four of Ole Miss' first five games of the season have been set by the SEC's television partners. The Rebels' season opener against BYU was televised by ESPN at 3:45 p.m., while the second game of the season versus Southern Illinois was set for a 5 p.m. kick. Ole Miss' road opener at Vanderbilt and following home game versus Georgia will both be shown by the SEC Network at 11:21 a.m., while the Fresno State game will be televised on ESPN2 at 8:15 p.m.

OLE MISS-LSU RIVALRY HITS CENTURY MARK

Ole Miss and LSU, known as the Magnolia Bowl since 2008, will meet for the 100th time this November in Oxford making it the Rebels' second longest rivalry game behind the Egg Bowl. The Tigers lead the all-series 56-39-4, but Ole Miss has won two of the last three meetings.

REBELS FACE LAST 6 NATIONAL CHAMPIONS IN OXFORD

Ole Miss will host the past six national champions (Alabama, Auburn, Florida [twice], LSU and Texas) at Vaught-Hemingway Stadium over the next two seasons. In addition, over the next three seasons, the Rebels rank first in the nation in the numbers of visitors that have played in a BCS game (8), won a BCS game (5), the combined bowl wins (18), and 10 of the 14 opponents have won a bowl game, which is also first in the nation. Ole Miss also ranks first in the SEC and third in the nation behind Michigan and Michigan State in numbers of opponents that have played in a bowl game (25) during the three-year period.

QUARTERBACKS

The Rebels returned only one scholarship quarterback from last

NUTT ERA YIELDING RECORD-SETTING ATTENDANCE

Ole Miss has produced record-setting attendance and season ticket sales under fourth-year head coach Houston Nutt. Just consider the following facts:

- The Rebels have sold over 141,500 season tickets during Nutt's last three seasons, including more than 46,000 in 2011.
- Ole Miss has played before a total of 1,267,324 home fans during the Nutt era for an average of 55,101 fans per game.
- The Rebels set a school record with 51,000 season tickets sold in 2009.
- The largest home crowd in school history of 62,657 was on hand for the 2009 Ole Miss-Alabama game.
- Four of the six largest crowds in school history have come during Nutt's tenure (Alabama 2009, LSU 2009, Tennessee 2009 and Auburn 2010).
- The average home attendance of 55,767 in 2009 was the second-highest mark in school history.
- Ole Miss has played before a home crowd of more than 60,000 four times under Houston Nutt.



season's roster in junior **Randall Mackey**, who redshirted a year ago, but do welcome a pair of talented newcomers in **Barry Brunetti** and **Zack Stoudt**. Mackey was a first team All-American quarterback in 2009 at East Mississippi C.C., where he racked up over 3,700 yards and 37 TDs. Brunetti comes to Oxford after a playing at West Virginia last season, where he appeared in four games in limited action. A junior college transfer, Stoudt threw for 1,1812 yards and 18 TDs last season at Iowa Western en route to first team all-conference honors.

RUNNING BACKS

The Rebels returned three of their top four rushers from a year ago, including senior **Brandon Bolden**, who tied the single-season Ole Miss record with 17 total TDs and 14 rushing scores. Bolden led the squad with 976 rushing yards and 1,320 all-purpose yards and finished fifth in the SEC in rushing with 81.3 ypg. His 2,132 career rushing yards ranks seventh in school history and he is just 928 yards behind Deuce MaAllisters's school record of 3,060 yards. Joining Bolden in the backfield is senior **Enrique Davis** and sophomore **Jeff Scott**. Davis ran for 368 yards and three scores, while Scott also added three TDs including scores of 55 and 83 yards.

WIDE RECEIVER

Ole Miss returned its top three pass catchers, but must replace a pair of senior starters in Lionel Breaux and Markeith Summers at wideout. Summers led the squad with 578 receiving yards and six TDs on just 28 receptions a year ago. RB **Brandon Bolden** was the Rebels' leading receiver last season with 32 catches, while junior **Melvin Harris** (30) and sophomore **Ja-Mes Logan** (29) were second and third, respectively. Harris and Bolden also tied for second on the team with three receiving TDs each.

OFFENSIVE LINE

The Rebel O-line returned all five starters from a unit that helped the Rebels lead the SEC in sacks allowed (14) and finish third in rushing (207.6 ypg) a year ago. Senior tackle **Bradley Sowell** anchors the line after starting 24 of the last 25 games and is a preseason Lombardi and Outland Trophy candidate. Fellow tackle **Bobby Massie** has started 17 straight games at right tackles and earned preseason first-team All-SEC honor from Lindy's. In addition to Massie and Sowell, the Rebels return guards **Alex Washington** and **Jared Duke** and center **AJ Hawkins**, who was named to the Rimington Award Watch List. The Rebel O-line has combined for 72 career starts and has seven players that have started at least two games in their career.

OTHER OFFENSIVE NOTES

- NFL coaching veteran **David Lee** comes to Oxford to take over offensive coordinator and quarterbacks coach duties. Lee coached for the Miami Dolphins from 2008-10 and the Dallas Cowboys from 2003-06. He was also the offensive coordinator for Houston Nutt at Arkansas in 2007 and 2008.
- Junior **Ferbia Allen** is back after starting eight games at tight end a year ago. He will get help at the tight end position from junior college transfer **Jamal Mosely**.
- At fullback, the Rebels return a pair of juniors in **E.J. Epperson** and **H.R. Greer**.

DEFENSIVE LINE

Despite the loss of tackles Ted Laurent, Jerrell Powe and Lawon Scott, Ole Miss returned a good amount of experience along a defensive front, which last year helped the Rebels rank No. 19 in the nation in TFLs (6.83 pg). The returnees are headlined by senior **Kentrell Lockett**, who returns for a sixth season after suffering an ACL tear early last year. Lockett, who boasts 31 career starts on the line, is the SEC active career leader with 23.5 TFLs. Senior **Wayne Dorsey** also returns at the other end spot after starting four games and posting 4.0 TFLs a year ago. At tackle, senior **Justin Smith** anchors a young group that hopes to be bolstered by junior college transfers **Uriah Grant** and **Gilbert Pena**.

LINEBACKERS

The Rebels replaced two starting linebackers from last year in Jonathan Cornell and Allen Walker. Junior **D.T. Shackelford** was expected to be a leader among the linebacker and on defense, but suffered a right ACL tear in the spring and is not available for the start of the season. Despite the loss at linebacker, Ole Miss does return junior **Joel Kight**, who started seven games last season, and sophomore **Mike Marry**, who started one game. Redshirt

SOUTHEASTERN CONFERENCE COACHES

(Tenure and bowl appearances as SEC head coaches)

| COACH | CURRENT SCHOOL | YEARS IN SEC | BOWL BIDS |
|---------------------|-------------------|--------------|-----------|
| Steve Spurrier | South Carolina | 18 | 16 |
| Houston Nutt | Ole Miss | 13 | 10 |
| Mark Richt | Georgia | 10 | 10 |
| Nick Saban | Alabama | 9 | 9 |
| Les Miles | LSU | 6 | 6 |
| Bobby Petrino | Arkansas | 3 | 2 |
| Gene Chizik | Auburn | 2 | 2 |
| Dan Mullen | Mississippi State | 2 | 1 |
| Derek Dooley | Tennessee | 1 | 1 |
| Joker Phillips | Kentucky | 1 | 1 |

TEAM INFORMATION

Basic Offense: Pro Set

Lettermen Returning/Lost: 45/27

Offensive Lettermen Returning/Lost: 24/12

Defensive Lettermen Returning/Lost: 17/13

Specialists Lettermen Returning/Lost: 4/2

Basic Defense: Multiple 4-3

Starters Returning/Lost: 16/10

Offensive Starters Returning/Lost: 9/2

Defensive Starters Returning/Lost: 5/6

Specialists Starters Returning/Lost: 2/2

OFFENSE

Returning (24)

0 QB

6 RB Brandon Bolden (3L), Enrique Davis (3L), E.J. Epperson (2L), H.R. Greer (2L), Jeff Scott (1L), Devin Thomas (2L)

5 WR Terrell Grant (1L), Melvin Harris (2L), Derrick Herman (3L), Ja-Mes Logan (1L), Korvic Neat (1L)

2 TE Ferbia Allen (2L), Layton Jones (1L)

3 T Bobby Massie (2L), Emmanuel McCray (1L), Bradley Sowell (3L)

6 G Michael Brown (1L), Logan Clair (1L), Jared Duke (1L), Patrick Junen (1L), Joshua Tatum (1L), Alex Washington (3L)

2 C A.J. Hawkins (2L), Evan Swindall (1L)

Lost (12)

2 QB Jeremiah Masoli (1L), Nathan Stanley (2L)

3 RB Derrick Davis (3L), Martez Eastland (1L), Rodney Scott (2L)

4 WR Lionel Breaux (4L), Jesse Grandy (2L), Jared Mitchell (2L), Markeith Summers (4L)

2 TE Reggie Hicks (4L), Z. Mason (1L)

0 T

1 G Zack Brent (1L)

0 C

DEFENSE

Returning (17)

6 DE Wayne Dorsey (1L), Jason Jones (1L), Kentrell Lockett (3L), Gerald Rivers (2L), Carlos Thompson (1L), Cameron Whigham (1L)

2 DT Corey Gaines (1L), Justin Smith (1L)

4 LB Joel Kight (1L), Mike Marry (1L), D.T. Shackelford (1L), Rudy Wilson (1L)

3 CB Frank Crawford, Charles Sawyer (1L), Marcus Temple (2L)

1 SS Brishen Mathews (1L)

1 FS Damien Jackson (1L)

Lost (13)

1 DE Lekenwic Haynes (2L)

4 DT LaMark Armour (4L), Ted Laurent (4L), Jerrell Powe (3L), Lawon Scott (4L)

3 LB Jonathan Cornell (4L), Brandon Sanders (1L), Allen Walker (4L)

2 CB Jeremy McGee (3L), Julian Whitehead (2L)

2 SS Johnny Brown (4L), George Helow (3L)

1 FS Fon Ingram (4L)

SPECIALISTS

Returning (4)

3 K David Hankins (2L), Andrew Ritter (2L), Bryson Rose (1L)

1 P Tyler Campbell (2L)

0 H

0 LS

Lost (2)

0 K

0 P

1 H Richie Contartesi (2L)

1 LS Wesley Phillips (1L)

2010 STARTERS UNDERLINED

freshman **Ralph Williams** will also contribute at the position.

SECONDARY

Ole Miss returned three players with starting experience in the secondary led by senior cornerback **Marcus Temple**, who has 15 career starts. Senior **Damien Jackson** started eight games last year at safety and finished second on the team with 68 tackles. Sophomore **Charles Sawyer** is the Rebels' other experienced starter in the secondary after recording four starts at cornerback last season. Sophomore safety **Brisen Mathews**, who saw action in all 12 games a year ago, and junior college transfers CB **Wesley Pendleton** and S **Aaron Garbutt** will also strength the group.

SPECIAL TEAMS

Ole Miss returned both kickers from a special teams unit that was one of the best in the SEC and nation. Junior P **Tyler Campbell** led the nation with a 46.37-yard average and ranks second in school history with a 45.4-yard career average. Campbell booted 19 punts over 50 yards a year ago and landed 13 inside the 20-yard line. Junior **Bryson Rose** turned in an exceptional debut campaign a year ago after converting 16-of-18 field goal attempts and finishing third in the SEC in field goals. Rose led the team in scoring with 91 points and hit on a career-high five FGs against Louisiana-Lafayette. Sophomore **Jeff Scott** is back after finishing third in the SEC and 20th in the nation with a 27.7-yard kick return average.

GAME NOTES

SOUTHERN ILLINOIS

GENERAL NOTES

- The Rebels boast an all-time record of 620-477-35 (.563 winning percentage).
- Ole Miss is 3-0 all time against current Missouri Valley Conference members knocking off Southern Illinois and Indiana State 56-10 in 1995. The Rebels are also 12-1 against NCAA FCS teams since 1992.
- Ole Miss is 51-13 versus non-conference opponents dating back to a 38-0 win over Tulane on Nov. 12, 1994. The Rebels are also 38-8 in their last 45 non-conference games in Oxford and have won 11 of their last 13.

OFFENSIVE NOTES

- Running back **Jeff Scott** is the first Rebel to score two rushing touchdowns and return a punt for a touchdown in the same game since Deuce McAllister versus Auburn in 2000. He also became the first Rebel to score three TDs in one quarter since Randy Baldwin scored three times in the first quarter versus Arkansas State in 1990.
- Scott rushed for a career-high three touchdowns in the game and is the first Ole Miss player to rush for three scores since Dexter McCluster scored four rushing TDs against Tennessee in 2009.
- Scott finished the game with 118 yards rushing for the second 100-yard rushing game for his career. He also added 63 yards on punt returns and 29 yards on kick returns for 210 all-purpose yards, the most all-purpose yards since he totaled 214 against LSU last year.
- Quarterback **Zack Stoudt** threw his first career touchdown pass to tight end Jamal Mosley, which was also Mosley's first career TD reception.
- Quarterback **Randall Mackey** scored his first career touchdown on a six-yard rush in the third quarter.

DEFENSIVE NOTES

- **Wayne Dorsey** picked off his first career pass in the first quarter. It also marked the fourth-straight game the Rebels have record an interception dating back to the LSU game last season.
- **Charles Sawyer** intercepted his second pass of the season. Sawyer tied for the team lead with two picks last season and now has four in his career.
- **Marcus Temple** picked off his first pass of the season and the second of his career.
- Senior **Damien Jackson** intercepted the first pass of his career in the fourth quarter which gave Ole Miss four interceptions in a game for the first time since the Rebels picked off four passes against Oklahoma State in the 2010 Cotton Bowl.
- The Rebels have five interceptions after two games this year after picking off a total of six passes last season. Ole Miss picked off its fifth pass of the season in the 11th game last season.
- Junior **Aaron Garbutt** tied for the team lead in tackles with a

career-high eight stops (four solo).

SPECIAL TEAMS NOTES

- Junior **Bryson Rose** converted all six PATs in the game. Rose has made 47-straight PATs dating back to last season.
- Junior **Tyler Campbell** punted five times for a 42.2-yard average and downed four punts inside the 20-yard line.

BYU

GENERAL NOTES

- This game marked the kickoff of the 117th season of football at Ole Miss and the fourth under head coach **Houston Nutt**. The Rebels boast an all-time record of 619-477-35 (.565 winning percentage).
- Ole Miss is now 85-26-5 in season openers and 58-6-3 in season openers at home. They have won 13 of the last 15 season openers.
- **Houston Nutt** is 14-5 for his career in season openers as a head coach. Nutt has won 12 of his last 15 season openers dating back to 1997 and two of four as the Rebels' head coach.
- Ole Miss is now 1-3 all-time versus BCS independents.

OFFENSIVE NOTES

- True freshman **Donte Moncrief** led the Rebels' with three catches for 16 yards.
- Quarterback **Zack Stoudt** finished 13-of-25 for 140 yards.

DEFENSIVE NOTES

- **Charles Sawyer's** 96-yard interception return for a touchdown was the Rebels' first pick-six since D.T. Shackelford's return against Southeastern Louisiana in 2009 and the longest since Dustin Mouzon's 99-yard return at Memphis in 2007.
- **Damien Jackson** and **Mike Marry** both had a career high with 13 total tackles each. It marks the first time for two players to have double-digit tackles since the 2010 season opener against Jacksonville State.
- Ole Miss held BYU scoreless through three quarters, which snapped a streak of 22 straight quarters with a score for the Cougars.

SPECIAL TEAMS NOTES

- Junior **Bryson Rose** connected on both field goal attempts from 20 and 29 yards. Rose was 16-of-18 on field goal attempts last season and is now 18-of-20 for his career.
- **Tyler Campbell** booted a career long punt of 73 yards in the first quarter and finished the game with four punts for a 56.8-yard average. He also downed one punt inside the 20-yard line.

2011 HONORS
COLLEGE FOOTBALL PERFORMANCE AWARDS
PERFORMERS OF THE WEEK
vs. **BYU (9/3)**
 Tyler Campbell (P)
 Andrew Ritter (KS)
 Charles Sawyer (DB honorable mention)

vs. **Southern Illinois (9/10)**
 Jeff Scott (PR)
 Tyler Campbell (P honorable mention)

NUTT BREAKDOWN

PERSONAL INFORMATION

BORN: Oct. 14, 1957
FAMILY: Wife Diana (Thomas); twin daughters Hailey and Hanna (9/26/88); daughter Haven (3/19/91); son Houston III (3/11/87)
EDUCATION:
 Central HS (Little Rock, Ark.) (1976)
 Oklahoma State – B.A. in physical education (1981)
CAREER COACHING RECORD: 133-86 (.607)

PLAYING EXPERIENCE

1976-77 Arkansas (quarterback)
1979-80 Oklahoma State (quarterback)

COACHING EXPERIENCE

1981 Oklahoma State (GA coach – secondary)
1982 Oklahoma State (GA coach – running backs)
1983 Arkansas (GA coach – running backs)
May-August 1984
 Arkansas State (assistant coach – QBs)
1984-89 Oklahoma State (assistant coach – WRs)
1990-92 Arkansas (assistant coach – WRs)
1993-96 Murray State (head coach)
1997 Boise State (head coach)
1998-07 Arkansas (head coach)
2008-10 Ole Miss (head coach)

YEAR-BY-YEAR COACHING

| Year | School | W | L | Pct. |
|----------------------------|--------------|------------|-----------|-------------|
| 1993 | Murray State | 4 | 7 | .364 |
| 1994 | Murray State | 5 | 6 | .455 |
| 1995 | Murray State | 11 | 1 | .917 |
| 1996 | Murray State | 11 | 2 | .846 |
| 1997 | Boise State | 5 | 6 | .455 |
| 1998 | Arkansas | 9 | 3 | .750 |
| 1999 | Arkansas | 8 | 4 | .667 |
| 2000 | Arkansas | 6 | 6 | .500 |
| 2001 | Arkansas | 7 | 5 | .583 |
| 2002 | Arkansas | 9 | 5 | .643 |
| 2003 | Arkansas | 9 | 4 | .692 |
| 2004 | Arkansas | 5 | 6 | .455 |
| 2005 | Arkansas | 4 | 7 | .364 |
| 2006 | Arkansas | 10 | 4 | .714 |
| 2007 | Arkansas | 8 | 4 | .667 |
| 2008 | Ole Miss | 9 | 4 | .692 |
| 2009 | Ole Miss | 9 | 4 | .692 |
| 2010 | Ole Miss | 4 | 8 | .333 |
| 2011 | Ole Miss | 1 | 1 | .500 |
| Totals (18 seasons) | | 134 | 87 | .606 |
| Murray State (4 seasons) | | 31 | 16 | .660 |
| Boise State (1 season) | | 5 | 6 | .455 |
| Arkansas (10 seasons) | | 75 | 48 | .610 |
| Ole Miss (4 seasons) | | 23 | 17 | .575 |

HEAD COACH HOUSTON NUTT

BOWL BERTHS (10)

Ole Miss: 2009 Cotton Bowl, 2010 Cotton Bowl.
 Arkansas: 1999 Citrus Bowl, 2000 Cotton Bowl, 2000 Las Vegas Bowl, 2002 Cotton Bowl, 2002 Music City Bowl, 2003 Independence Bowl, 2007 Capital One Bowl, 2008 Cotton Bowl.

HONORS

Ole Miss: 2008 SEC Coach of the Year (SEC Coaches, The Touchdown Club of Atlanta), 2008 AFCA Region 2 Coach of the Year, 2009 FCA Coach of the Year.
 Arkansas: 2006 SEC Coach of the Year (Associated Press, SEC Coaches), 2006 AFCA Region 2 Coach of the Year, 2001 SEC Coach of the Year (Associated Press, SEC Coaches), The Football News 1998 Division I-A Coach of the Year, 1998 AFCA Division I-A Region 2 Coach of the Year.
 Murray State: 1996 AFCA Division I-AA Region 3 Coach of the Year, 1995 AFCA Division I-AA Region 3 Coach of the Year, 1995 Eddie Robinson Division I-AA National Coach of the Year.

ACCOMPLISHMENTS

- Ranks 15th all-time in SEC wins and fourth among current coaches ... Tied for 17th all-time in the league in overall coaching victories and second among active coaches.
- His first two years at Ole Miss have produced consecutive nine-win seasons for the first time since 1961-62 and back-to-back January bowl victories for the first time since 1960-61 ... This following a four-year bowl drought for the Rebels.
- Directed his teams to 10 bowl berths in the past 12 seasons, most of any SEC West coach during this span. Nutt's squads recorded eight or more wins in eight of those 12 campaigns and nine or more victories in six of those seasons.
- Recorded 21 victories over ranked opponents ... Ole Miss is 5-3 against ranked teams and 3-2 vs. top-10 teams under Nutt.
- The 2008 victory over No. 4 Florida was his fifth career win over a top-five opponent as a head coach. Nutt is 5-10 all-time against top-five teams, including a 50-48 triple OT victory at No. 1 LSU in 2007. In all five wins, Nutt's team entered the game unranked, and four of the wins came on the road.
- Mentored 20 All-America selections, 85 All-SEC selections, 175 SEC Academic Honor Roll and 33 NFL Draft selections.
- Guided the Razorbacks to SEC Western Division titles in 1998, 2002 and 2006, with Championship Game appearances in the last two.
- Led the SEC's top-ranked team in scoring offense from 2002-04. The Hogs averaged 29.8 points per game during that stretch. They were also the top-scoring team in the Western Division during Nutt's tenure. The Razorbacks averaged 28.89 points per game (3,553 points) since 1998 and scored 20 points or more 92 times in Nutt's 123 games. The Hogs averaged a school-record 39.8 points per game in 2007.
- Fielded the top rushing offense in the SEC over his 10 years in Fayetteville. UA rushed for 200.1 yards per game in that time.
- His Razorbacks led the SEC in rushing in 2002, 2003, 2005, 2006 and 2007. The 2002 Hogs averaged 218.9 yards rushing per game, while the 2003 squad cranked out 241.9 yards per game. Arkansas finished second in the league in rushing in 2004, pounding out 187.4 yards per game. The 2005 Razorbacks averaged 216.9 yards per game, while the 2006 squad rushed for 228.5 yards per game, which also ranked fourth nationally. Arkansas was No. 4 in the nation in 2007 at 296.8 yards per game.



COACHING STAFF



Gunter Brewer
 Passing Game Coordinator/
 Wide Receivers



Keith Burns
 Secondary



David Lee
 Offensive Coordinator/
 Quarterbacks



Mike Markuson
 Run Game Coordinator/
 Offensive Line



Derrick Nix
 Running Backs



Tyrone Nix
 Defensive Coordinator/
 Linebackers



Terry Price
 Defensive Line



James Shibest
 Special Teams
 Coordinator/Tight Ends



Chris Vaughn
 Recruiting Coordinator/
 Safeties



Bryan Brown
 Defensive Graduate
 Assistant Coach



Alan Hensell
 Offensive Graduate
 Assistant Coach

UPDATED DEPTH CHART

OFFENSE

| | | |
|----|----|--|
| SE | 12 | Donte Moncrief (6-2, 217, Fr-HS) |
| | 10 | Vincent Sanders (6-1, 190, Fr-RS) |
| LT | 78 | Bradley Sowell (6-7, 320, Sr-3L) |
| | 70 | Emmanuel McCray (6-4, 315, So-1L) |
| LG | 77 | Patrick Junen (6-6, 320, So-1L) |
| | 73 | Alex Washington (6-4, 360, Sr-3L) |
| C | 76 | A.J. Hawkins (6-3, 315, Jr-2L) |
| | 56 | Evan Swindall (6-2, 300, So-1L) OR |
| | 65 | Chase Hughes (6-2, 305, Fr-RS) |
| RG | 75 | Matt Hall (6-9, 335, Jr-Sq) |
| | 74 | Jared Duke (6-7, 335, So-1L) |
| RT | 79 | Bobby Massie (6-6, 315, Jr-2L) |
| | 72 | Aaron Morris (6-5, 325, Fr-HS) |
| TE | 83 | Ferbia Allen (6-3, 250, Jr-2L) |
| | 17 | Jamal Mosley (6-4, 260, Jr-JC) |
| FL | 85 | Ja-Mes Logan (6-2, 190, So-1L) OR |
| | 2 | Nickolas Brassell (6-0, 172, Fr-HS) |
| | 7 | Tobias Singleton (6-0, 193, Fr-HS) OR |
| | 81 | Terrell Grant (6-2, 210, So-1L) |
| QB | 8 | Zack Stoudt (6-4, 216, Jr-JC) |
| | 1 | Randall Mackey (5-11, 195, Jr-RS) |
| | 11 | Barry Brunetti (6-0, 215, So-TR) |
| RB | 3 | Jeff Scott (5-7, 175, So-1L) |
| | 29 | Devin Thomas (5-9, 209, Jr-2L) |
| | 28 | Korvic Neat (5-8, 160, So-1L) |
| | 27 | Enrique Davis (5-11, 222, Sr-3L) |
| FB | 45 | H.R. Greer (5-11, 235, Jr-2L) |
| | 33 | E.J. Epperson (6-2, 250, Jr-2L) |
| H | 26 | Derrick Herman (5-10, 200, Sr-3L) OR |
| | 22 | Philander Moore (5-11, 190, So-JC) |

DEFENSE

| | | |
|------|----|--|
| E | 7 | Wayne Dorsey (6-6, 270, Sr-2L) |
| | 55 | Cameron Whigham (6-2, 255, So-1L) |
| | 53 | Jason Jones (6-2, 255, Jr-1L) |
| N | 98 | Uriah Grant (6-0, 300, Jr-JC) |
| | 95 | Bryon Bennett (6-2, 290, Fr-RS) |
| | 99 | Gilbert Pena (6-2, 326, Jr-JC) |
| DT | 93 | Justin Smith (6-3, 301, Sr-2L) |
| | 92 | Carlton Martin (6-1, 295, Fr-RS) |
| E | 40 | Kentrell Lockett (6-5, 255, Sr-3L) |
| | 90 | Gerald Rivers (6-5, 250, Jr-2L) |
| | 54 | Carlos Thompson (6-4, 250, So-1L) |
| WLB | 15 | Joel Kight (5-9, 226, Jr-2L) OR |
| | 44 | Ralph Williams (6-0, 238, Fr-RS) |
| | 14 | Serderius Bryant (5-8, 230, Fr-HS) |
| MLB | 52 | Mike Marry (6-2, 248, So-1L) |
| | 10 | C.J. Johnson (6-1, 235, Fr-HS) |
| SPUR | 20 | Aaron Garbutt (6-2, 210, Jr-JC) |
| | 13 | Brishen Mathews (5-11, 202, So-1L) |
| LCB | 4 | Marcus Temple (5-10, 190, Sr-3L) |
| | 21 | Senquez Golson (5-8, 180, Fr-HS) |
| SS | 1 | Damien Jackson (6-2, 215, Sr-1L) |
| | 5 | Frank Crawford (6-0, 180, So-1L) |
| FS | 3 | Charles Sawyer (5-11, 175, So-1L) |
| | 25 | Cody Prewitt (6-3, 210, Fr-HS) |
| RCB | 6 | Wesley Pendleton (5-11, 180, Jr-JC) |
| | 23 | Vincent Moss (5-11, 197, Sr-Sq) |

SPECIALISTS

| | | |
|-------|----|--|
| PK | 81 | Bryson Rose (5-11, 202, Jr-1L) |
| | 96 | Andrew Ritter (6-3, 223, Jr-2L) |
| P | 97 | Tyler Campbell (6-2, 220, Jr-2L) |
| | 96 | Andrew Ritter (6-3, 223, Jr-2L) |
| KO | 96 | Andrew Ritter (6-3, 223, Jr-2L) |
| | 46 | David Hankins (6-2, 230, Sr-2L) |
| HOLD | 94 | Chris Conley (5-8, 190, So-Sq) |
| SNAP | 59 | Will Denny (5-10, 240, Fr-RS) |
| | 64 | Jacob Hickman (5-10, 248, So-Sq) |
| KORet | 3 | Jeff Scott (5-7, 175, So-1L) |
| | 22 | Philander Moore (5-11, 190, So-JC) |
| | 26 | Derrick Herman (5-10, 200, Sr-3L) |
| | 2 | Nickolas Brassell (6-0, 172, Fr-HS) |
| PRet | 3 | Jeff Scott (5-7, 175, So-1L) OR |
| | 22 | Philander Moore (5-11, 190, So-JC) |
| | 26 | Derrick Herman (5-10, 200, Sr-3L) |

PRONUNCIATION GUIDE

| | |
|--|--------------------------------------|
| FERBIA AllenFER-bee-uh | Denzel NKEMDICHEkim-DEE-chee |
| Nickolas BRASSELLBRAH-sul | KORVIC NeatCORE-vick |
| SERDERIUS Bryantsir-DARE-ee-us | IVAN NicholasEYE-vun |
| ENRIQUE Davisin-REEK-ay | Jack NUISMERNEWS-mer |
| SENQUEZ GolsonSIN-QWEZ | James SHIBESTSHE-best |
| Kyle HORINEHOAR-rhine | TOBIAS Singletonta-BUY-us |
| JA-MES Loganja-MEZZ | Bradley SOWELLSAUW-ul |
| BRISHEN MathewsBRIH-shin | Evan SWINDALLswin-DOLL |
| PHILANDER Moorefu-LAND-ur | |

| ALPHABETICAL | | | NUMERICAL | | | | | | |
|--------------|-------------------|------|-----------|-------------------|-------|------|-----|----------|--|
| No. | Name | Pos. | No. | Name | Pos. | Ht. | Wt. | Yr.-Exp. | Hometown/Previous School |
| 83 | Ferbia Allen | TE | 1 | Damien Jackson | S | 6-2 | 215 | SR-1L | Pineville, La./Pineville/Mississippi Gulf Coast CC |
| 86 | Tyler Baker | WR | 1 | Randall Mackey | QB | 5-11 | 195 | JR-RS | Bastrop, La./Bastrop/East Mississippi CC |
| 29 | Abdul Bangura | CB | 2 | Nickolas Brassell | WR | 6-0 | 172 | FR-HS | Batesville, Miss./South Panola |
| 68 | Justin Bell | OL | 3 | Charles Sawyer | S | 5-11 | 175 | SO-1L | Miami, Fla./Coral Reef |
| 95 | Bryon Bennett | DT | 3 | Jeff Scott | RB | 5-7 | 175 | SO-1L | Miami, Fla./Archbishop Carroll |
| 48 | Justin Bigham | FB | 4 | Nicholas Parker | RB | 5-11 | 235 | FR-RS | Batesville, Miss./South Panola |
| 34 | Brandon Bolden | RB | 4 | Marcus Temple | CB | 5-10 | 190 | SR-3L | Manquin, Va./King William; Hargrave |
| 2 | Nickolas Brassell | WR | 5 | Frank Crawford | S | 6-0 | 180 | SO-1L | Miami, Fla./Gulliver Prep |
| 21 | Chief Brown | RB | 5 | Melvin Harris | WR | 6-6 | 205 | JR-2L | Buford, Ga./Buford |
| 57 | Terrell Brown | DT | 6 | Wesley Pendleton | CB | 5-11 | 180 | JR-JC | Natchez, Miss./Natchez/Copiah-Lincoln CC |
| 11 | Barry Brunetti | QB | 7 | Wayne Dorsey | DE | 6-6 | 270 | SR-1L | Baltimore, Md./Southwestern/Milford Prep/Mississippi Gulf Coast CC |
| 14 | Serderius Bryant | LB | 7 | Tobias Singleton | WR | 6-0 | 190 | FR-HS | Madison, Miss./Madison Central |
| 17 | Tanner Burns | DB | 8 | Denzel Nkemdiche | DB | 5-10 | 197 | FR-HS | Loganville, Ga./Grayson |
| 41 | Billy Busch | FB | 8 | Zack Stoudt | QB | 6-4 | 217 | JR-JC | Dublin, Ohio/Dublin Coffman/Iowa Western CC |
| 97 | Tyler Campbell | P | 9 | Ivan Nicholas | S | 5-11 | 201 | JR-JC | Jacksonville, Fla./Lee/ASA College |
| 33 | Cliff Coleman | CB | 10 | C.J. Johnson | LB | 6-1 | 231 | FR-HS | Philadelphia, Miss./Philadelphia |
| 51 | Ryan Collins | LB | 10 | Vince Sanders | WR | 6-1 | 190 | FR-RS | Macon, Miss./Noxubee County |
| 94 | Chris Conley | P | 11 | Barry Brunetti | QB | 6-0 | 215 | SO-TR | Memphis, Tenn./Memphis University School/West Virginia |
| 47 | Sam Cox | TE | 12 | Donte Moncrief | WR | 6-2 | 214 | FR-HS | Raleigh, Miss./Raleigh |
| 5 | Frank Crawford | S | 13 | Robert Ratliff | QB | 6-0 | 215 | SO-RS | Fort Worth, Texas/Nolan Catholic/Sewanee |
| 27 | Enrique Davis | RB | 13 | Brishen Mathews | S | 5-11 | 202 | SO-1L | Monticello, Ark./Monticello |
| 59 | Will Denny | LS | 14 | Serderius Bryant | LB | 5-10 | 223 | FR-HS | Sanford, Fla./Seminole |
| 25 | Eric Dietz | RB | 15 | Joel Kight | LB | 5-9 | 226 | JR-2L | Lithonia, Ga./Martin Luther King |
| 7 | Wayne Dorsey | DE | 16 | Collins Moore | WR | 6-1 | 187 | FR-HS | Madison, Ala./Bob Jones |
| 74 | Jared Duke | OL | 17 | Tanner Burns | DB | 6-1 | 186 | JR-TR | San Jose, Calif./Valley Christian/Kansas State |
| 47 | Nick Eley | LB | 17 | Jamal Mosley | TE | 6-4 | 260 | JR-JC | Memphis, Tenn./Kingsbury/Northwest Mississippi CC |
| 33 | E.J. Epperson | FB | 19 | Evan Ingram | QB | 6-1 | 220 | FR-RS | Gray, La./John Curtis Christian |
| 58 | Corey Gaines | DT | 20 | Brian Morris | WR | 6-1 | 200 | JR-Sq | Tulsa, Okla./Union/Oklahoma State |
| 20 | Aaron Garbutt | DB | 20 | Aaron Garbutt | DB | 6-2 | 200 | JR-JC | Westminster, Calif./Westminster/Fullerton CC |
| 67 | Chris Gill | OL | 21 | Senquez Golson | CB | 5-8 | 182 | FR-HS | Pascagoula, Miss./Pascagoula |
| 21 | Senquez Golson | CB | 21 | Zarold Wilder | RB | 5-6 | 173 | FR-HS | Powder Springs, Ga./McEachern |
| 46 | Tyriek Grant | LB | 21 | Chief Brown | RB | 6-0 | 193 | FR-HS | Winona, Miss./Winona |
| 81 | Terrell Grant | WR | 22 | Philander Moore | WR | 5-11 | 190 | SO-JC | Austin, Texas/Bowie/Blinn CC |
| 98 | Uriah Grant | DT | 23 | Tim Simon | RB | 6-0 | 228 | SO-Sq | Cordova, Ala./Cordova |
| 45 | H.R. Greer | FB | 23 | Vincent Moss | CB | 5-11 | 197 | SR-Sq | Munford, Ala./Munford |
| 75 | Matt Hall | OL | 24 | Keith Lewis | LB | 6-2 | 233 | FR-HS | Tampa, Fla./Freedom |
| 63 | Mitch Hall | OL | 24 | Houston Keyes | RB | 5-7 | 158 | FR-RS | Ridgeland, Miss./Jackson Academy |
| 56 | Woodrow Hamilton | DL | 25 | Eric Dietz | RB | 5-8 | 190 | FR-HS | Humboldt, Tenn./University School of Jackson |
| 46 | David Hankins | K | 25 | Cody Prewitt | S | 6-3 | 210 | FR-HS | Bay Springs, Miss./Sylva Bay Academy |
| 35 | Earnest Harmon | FB | 26 | Ryan Nowicki | K | 6-0 | 171 | FR-HS | Fayetteville, Ga./Starrs Mill |
| 5 | Melvin Harris | WR | 26 | Derrick Herman | WR | 5-10 | 200 | SR-3L | Cleveland, Miss./Cleveland |
| 76 | A.J. Hawkins | C | 27 | Enrique Davis | RB | 5-11 | 222 | SR-3L | Lynn Haven, Fla./A Crawford Mosley/Hargrave |
| 26 | Derrick Herman | WR | 27 | Sam Noblin | LB | 6-2 | 220 | FR-RS | Ocean Springs, Miss./Ocean Springs |
| 64 | Jacob Hickman | LS | 28 | Korvic Neat | RB/WR | 5-8 | 160 | SO-1L | Hallandale, Fla./Hallandale |
| 83 | Jordan Holder | WR | 29 | Devin Thomas | RB | 5-9 | 209 | JR-2L | San Antonio, Texas/Madison |
| 30 | Kyle Horine | CB | 29 | Abdul Bangura | CB | 5-8 | 177 | FR-HS | Takoma Park, Md./Eleanor Roosevelt |
| 65 | Chase Hughes | C | 30 | Kyle Horine | CB | 5-9 | 200 | JR-Sq | Kingwood, Texas/Kingwood |
| 50 | Ethan Hutson | OL | 30 | D'Lyle Washington | RB | 5-7 | 178 | FR-HS | Carrollton, Texas (Plano East) |
| 19 | Evan Ingram | QB | 31 | Rudy Wilson | LB | 5-11 | 215 | JR-2L | Port Orange, Fla./Mainland/Hargrave |
| 1 | Damien Jackson | S | 33 | E.J. Epperson | FB | 6-2 | 250 | JR-2L | Humboldt, Tenn./Humboldt |
| 10 | C.J. Johnson | LB | 33 | Cliff Coleman | CB | 5-10 | 188 | FR-RS | Lauderdale Lakes, Fla./Boyd H. Anderson |
| 53 | Jason Jones | DE | 34 | Brandon Bolden | RB | 5-11 | 215 | SR-3L | Baton Rouge, La./Scotlandville Magnet |
| 89 | Layton Jones | TE | 35 | Earnest Harmon | FB | 5-9 | 227 | FR-RS | Macon, Miss./Noxubee County |
| 77 | Patrick Junen | OL | 36 | John Pelozo | TE | 6-4 | 256 | FR-RS | Plano, Texas/Plano West |
| 24 | Houston Keyes | RB | 37 | Matt Tarpley | WR | 5-9 | 175 | SO-Sq | Minneapolis, Minn./Wayzata |
| 15 | Joel Kight | LB | 38 | D.T. Shackelford | LB | 6-1 | 250 | JR-2L | Decatur, Ala./Austin |
| 45 | Josh Lancaster | LB | 39 | Josh Shipp | S | 6-0 | 190 | JR-JC | Batesville, Miss./South Panola/Northwest Mississippi CC |
| 24 | Keith Lewis | LB | 40 | Kentrell Lockett | DE | 6-5 | 255 | SR-3L | Hahnville, La./Hahnville |
| 40 | Kentrell Lockett | DE | 41 | Billy Busch | FB | 5-11 | 232 | SO-TR | St. Louis, Mo./Priory School/Butler |
| 85 | Ja-Mes Logan | WR | 43 | Taylor Rotenberry | FB | 6-0 | 235 | FR-HS | Batesville, Miss./South Panola |

| ALPHABETICAL | | | NUMERICAL | | | | | | |
|--------------|-------------------|-------|-----------|------------------|------|------|-----|----------|---|
| No. | Name | Pos. | No. | Name | Pos. | Ht. | Wt. | Yr.-Exp. | Hometown/Previous School |
| 1 | Randall Mackey | QB | 44 | Ralph Williams | LB | 6-0 | 238 | FR-RS | Miami, Fla./Southridge |
| 52 | Mike Marry | LB | 44 | Charlie Scott | FB | 6-0 | 220 | FR-HS | Jackson, Miss./St. Andrew's Episcopal |
| 92 | Carlton Martin | DT | 45 | Josh Lancaster | LB | 5-8 | 220 | JR-Sq | Mobile, Ala./St. Paul's Episcopal |
| 49 | Will Martin | LB | 45 | H.R. Greer | FB | 5-11 | 235 | JR-2L | Olive Branch, Miss./Southern Baptist Education Center |
| 79 | Bobby Massie | OT | 46 | David Hankins | K | 6-2 | 230 | SR-2L | Shreveport, La./C.E. Byrd |
| 13 | Brishen Mathews | S | 46 | Tyriek Gracia | LB | 6-1 | 204 | FR-RS | Hialeah, Fla./American |
| 70 | Emmanuel McCray | OL | 47 | Nick Eley | LB | 5-11 | 260 | SO-Sq | Olive Branch, Miss./DeSoto Central |
| 12 | Donte Moncrief | WR | 47 | Sam Cox | TE | 6-0 | 215 | FR-HS | Madison, Miss./Madison Central |
| 16 | Collins Moore | WR | 48 | Justin Bigham | FB | 6-4 | 240 | SO-Sq | Southaven, Miss./DeWitt |
| 22 | Philander Moore | WR | 49 | Will Martin | LB | 6-0 | 210 | SO-Sq | Madison, Miss./Madison Central/Southern Miss |
| 72 | Aaron Morris | OL | 50 | Ethan Hutson | OL | 6-3 | 305 | FR-HS | Destrehan, La./Destrehan |
| 20 | Brian Morris | WR | 51 | Ryan Collins | LB | 6-1 | 217 | SO-TR | Frisco, Texas/Wakeland/Texas A&M |
| 17 | Jamal Mosley | TE | 52 | Mike Marry | LB | 6-2 | 248 | SO-1L | Clearwater, Fla./Largo |
| 23 | Vincent Moss | CB | 53 | Jason Jones | DE | 6-2 | 255 | JR-1L | Albany, Ga./Westover |
| 28 | Korvic Neat | RB/WR | 54 | Carlos Thompson | DE | 6-4 | 250 | SO-1L | Hollandale, Miss./Simmons |
| 9 | Ivan Nicholas | S | 54 | Walker Sturgeon | DE | 6-1 | 254 | FR-RS | Horn Lake, Miss./DeSoto Central |
| 8 | Denzel Nkemdiche | DB | 55 | Cameron Whigham | DE | 6-2 | 255 | SO-1L | Snellville, Ga./Shiloh |
| 27 | Sam Noblin | LB | 56 | Evan Swindall | C | 6-2 | 300 | SO-1L | LaFayette, Ga./LaFayette |
| 26 | Ryan Nowicki | K | 56 | Woodrow Hamilton | DL | 6-3 | 295 | FR-HS | Raleigh, Miss./Raleigh |
| 84 | Jack Nuismer | TE | 57 | Terrell Brown | DT | 6-10 | 377 | JR-Sq | Drew, Miss./Drew/Mississippi Delta CC |
| 4 | Nicholas Parker | RB | 58 | Corey Gaines | DT | 6-1 | 312 | SO-1L | Tallahassee, Fla./Godby |
| 36 | John Pelozza | TE | 59 | Will Denny | LS | 5-10 | 240 | FR-RS | Jackson, Miss./Jackson Academy |
| 99 | Gilbert Pena | DT | 63 | Mitch Hall | OL | 6-6 | 315 | FR-HS | Russellville, Ark./Russellville |
| 6 | Wesley Pendleton | CB | 64 | Jacob Hickman | LS | 5-10 | 248 | SO-Sq | Carriere, Miss./Picayune |
| 80 | Josh Pinkston | WR | 65 | Chase Hughes | C | 6-2 | 305 | FR-RS | Springville, Ala./Springville |
| 25 | Cody Prewitt | S | 67 | Chris Gill | OL | 6-4 | 295 | SO-Sq | Appleton, Wisc./Xavier |
| 97 | Josh Price | DE | 68 | Justin Bell | OL | 6-2 | 337 | FR-HS | Jackson, Miss./Callaway |
| 88 | John Ratliff | WR | 70 | Emmanuel McCray | OL | 6-5 | 319 | SO-1L | Jackson, Miss./Forest Hill |
| 13 | Robert Ratliff | QB | 72 | Aaron Morris | OL | 6-5 | 325 | FR-HS | Jackson, Miss./Callaway |
| 96 | Andrew Ritter | K/P | 73 | Alex Washington | OL | 6-4 | 360 | SR-3L | Monroe, La./Carroll |
| 90 | Gerald Rivers | DE | 74 | Jared Duke | OL | 6-7 | 335 | SO-1L | Cleveland, Tenn./Walker Valley |
| 81 | Bryson Rose | K | 75 | Matt Hall | OL | 6-9 | 335 | JR-Sq | Russellville, Ark./Russellville/Arkansas |
| 43 | Taylor Rotenberry | FB | 76 | A.J. Hawkins | C | 6-3 | 315 | JR-2L | Lithonia, Ga./Martin Luther King |
| 10 | Vince Sanders | WR | 77 | Patrick Junen | OL | 6-6 | 320 | SO-1L | Huntsville, Ala./Huntsville |
| 3 | Charles Sawyer | S | 78 | Bradley Sowell | OT | 6-7 | 320 | SR-3L | Hernando, Miss./Hernando |
| 44 | Charlie Scott | FB | 79 | Bobby Massie | OT | 6-6 | 315 | JR-2L | Lynchburg, Va./Liberty Christian Academy/Hargrave |
| 3 | Jeff Scott | RB | 80 | Josh Pinkston | WR | 6-2 | 185 | FR-HS | Forrest, Miss./Forrest |
| 38 | D.T. Shackelford | LB | 81 | Bryson Rose | K | 5-11 | 202 | JR-1L | Raleigh, N.C./Wakefield |
| 39 | Josh Shipp | S | 81 | Terrell Grant | WR | 6-2 | 210 | SO-1L | Cleveland, Miss./Cleveland |
| 23 | Tim Simon | RB | 82 | T.J. Worthy | WR | 6-2 | 200 | FR-HS | Gadsden, Ala./Gadsden |
| 7 | Tobias Singleton | WR | 83 | Jordan Holder | WR | 5-10 | 178 | SO-Sq | Bay Springs, Miss./Sylva Bay Academy |
| 93 | Justin Smith | DT | 83 | Ferbia Allen | TE | 6-4 | 250 | JR-2L | Pine Bluff, Ark./Dollarway |
| 78 | Bradley Sowell | OT | 84 | Jack Nuismer | TE | 6-2 | 234 | SO-Sq | Nashville, Tenn./Ensworth |
| 8 | Zack Stoudt | QB | 85 | Ja-Mes Logan | WR | 6-2 | 190 | SO-1L | Houston, Texas/Westfield |
| 54 | Walker Sturgeon | DE | 86 | Tyler Baker | WR | 5-9 | 180 | FR-HS | Bullard, Texas/Brook Hill School |
| 56 | Evan Swindall | C | 87 | Alex Williams | TE | 6-4 | 230 | SO-Sq | Tallahassee, Fla./Florida A&M High |
| 37 | Matt Tarpley | WR | 88 | John Ratliff | WR | 6-0 | 181 | FR-HS | Fort Worth, Texas/Nolan Catholic |
| 4 | Marcus Temple | CB | 89 | Layton Jones | TE | 6-4 | 250 | SR-1L | Greenville, Miss./St. Joseph/Northeast Mississippi CC |
| 29 | Devin Thomas | RB | 90 | Gerald Rivers | DE | 6-5 | 250 | JR-2L | Ellenwood, Ga./Cedar Grove |
| 54 | Carlos Thompson | DE | 92 | Carlton Martin | DT | 6-1 | 295 | FR-RS | Madison, Miss./Madison Central |
| 98 | Taurus Ward | DT | 93 | Justin Smith | DT | 6-3 | 301 | SR-2L | Alpharetta, Ga./Chattahoochee |
| 73 | Alex Washington | OL | 94 | Chris Conley | P | 5-8 | 190 | SO-Sq | Bradenton, Fla./Manatee |
| 30 | D'Lyle Washington | RB | 95 | Bryon Bennett | DT | 6-2 | 294 | FR-RS | Madison, Miss./Madison Central |
| 55 | Cameron Whigham | DE | 96 | Andrew Ritter | K/P | 6-3 | 223 | JR-2L | Jackson, Miss./Jackson Academy |
| 21 | Zarold Wilder | RB | 97 | Tyler Campbell | P | 6-2 | 220 | JR-2L | Little Rock, Ark./Catholic |
| 87 | Alex Williams | TE | 97 | Josh Price | DE | 6-3 | 290 | FR-HS | Columbia, Miss./Columbia Academy |
| 44 | Ralph Williams | LB | 98 | Taurus Ward | DT | 6-2 | 320 | JR-RS | Aberdeen, Miss./Aberdeen/Itawamba CC |
| 31 | Rudy Wilson | LB | 98 | Uriah Grant | DT | 6-0 | 287 | JR-JC | Miramar, Fla./Everglades/Fullerton CC |
| 82 | T.J. Worthy | WR | 99 | Gilbert Pena | DT | 6-2 | 326 | JR-JC | Yonkers, N.Y./Saunders/ASA College |

LAST MEETING:

VANDERBILT 28, OLE MISS 14

Game #3 • Sept. 18, 2010

Attendance: 51,667 • Vaught-Hemingway Stadium • Oxford, Miss.

OXFORD, Miss.-- OXFORD, Miss. (AP) - Ole Miss quarterback Jeremiah Masoli passed for 190 yards and rushed for 104 more, but it wasn't enough as the Rebels dropped their SEC opener 28-14 to Vanderbilt on Saturday at Vaught-Hemingway Stadium.

Warren Norman rushed for 111 yards, including an 80-yard touchdown, as Vanderbilt (1-2, 1-1 SEC) snapped a 10-game conference losing streak dating back to 2008.

It was Norman's third career 100-yard rushing game, and his first against an SEC opponent. The Commodores did most of their damage on the ground, rushing for 227 yards.

Vanderbilt lived off big plays all afternoon. The Commodores scored their first three touchdowns on a 35-yard run by Zac Stacy, a 21-yard interception return by Eddie Foster and the biggest of all - Norman's 80-yard run that gave them the lead for good.

Norman's touchdown came at a critical juncture. Ole Miss (1-2, 0-1) had just tied the score at 14-14 when the 5-foot-10, 195-pound sophomore scored on Vanderbilt's first play from scrimmage, running untouched for the longest run of his career and the second-longest run in school history.

Larry Smith added a 15-yard touchdown run in the fourth quarter. He also completed 9 of 19 passes for 73 yards.

While the Commodores were making the most of their opportunities, Ole Miss couldn't avoid crucial mistakes. The Rebels dropped two touchdown passes, missed a field goal and lost a fumble in the fourth quarter that set up Vanderbilt's final touchdown.

Masoli completed 19 of 35 passes for 190 yards, but threw two interceptions. He rushed for 104 yards, including a 28-yard touchdown run. Korvic Neat scored the team's first touchdown on a 4-yard run.

The Rebels lost despite outgaining the Commodores 385-300. They completed only 5 of 18 third-down opportunities.

| | | | | | | |
|--------------------|----------|--|----------|----------|----------|-----------|
| Vanderbilt | 0 | 14 | 7 | 7 | — | 28 |
| Ole Miss | 0 | 7 | 7 | 0 | — | 14 |
| 2nd Quarter | | | | | | |
| 7:14 | VU | Z. Stacy 35-yard run (R. Fowler kick) | | | | |
| 3:36 | VU | E. Foster 21-yard interception return (R. Fowler kick) | | | | |
| 1:20 | UM | K. Neat 4-yard run (B. Rose kick) | | | | |
| 3rd Quarter | | | | | | |
| 8:34 | UM | J. Masoli 28-yard run (B. Rose kick) | | | | |
| 8:22 | VU | W. Norman 80-yard run (R. Fowler kick) | | | | |
| 4th Quarter | | | | | | |
| 8:04 | VU | L. Smith 15-yard run (R. Fowler kick) | | | | |

| <u>Team Stats</u> | <u>VU</u> | <u>UM</u> | <u>Individual Leaders</u> |
|-------------------|-----------|-----------|----------------------------|
| First Downs | 12 | 18 | |
| Rushes-Yards | 41-227 | 44-195 | |
| Passing Yards | 73 | 190 | |
| Att.-Comp.-Int. | 19-9-0 | 35-19-2 | |
| Total Plays-Yards | 60-300 | 79-385 | |
| Fumbles-Lost | 0-0 | 2-1 | |
| Penalties-Yards | 6-55 | 4-40 | |
| Punts-Average | 9-39.1 | 7-44.6 | |
| Punt Returns | 3-9 | 0-0 | |
| KO Returns | 0-0 | 4-77 | |
| Interceptions | 2-21 | 0-0 | |
| Possession Time | 26:24 | 33:36 | |
| 3rd Down Conv. | 3-14 | 5-18 | |
| 4th Down Conv. | 0-1 | 2-4 | |
| Sacks By-Yards | 1-6 | 1-3 | |
| | | | Rushing |
| | | | VU: W. Norman, 15-111 |
| | | | Z. Stacy, 6-46 |
| | | | UM: J. Masoli, 19-104 |
| | | | B. Bolden, 10-46 |
| | | | Passing |
| | | | VU: L. Smith, 19-9-0-73 |
| | | | UM: J. Masoli, 35-19-2-190 |
| | | | Receiving |
| | | | VU: J. Cole, 4-22 |
| | | | Z. Stacy, 2-10 |
| | | | UM: J. Grandy, 3-47 |
| | | | M. Summers, 3-38 |
| | | | M. Harris, 3-29 |

LAST GAME:

OLE MISS 42, SOUTHERN ILLINOIS 24

Game #2 • Sept. 10, 2011

Attendance: 58,504 • Vaught-Hemingway Stadium • Oxford, Miss.

OXFORD, Miss. (AP) - Jeff Scott waited more than a season for a chance to be Ole Miss' featured running back. Four touchdowns later, the sophomore certainly made the most of his opportunity.

The 5-foot-7, 175-pound Scott rushed for three touchdowns and added another on a punt return, turning in a spectacular performance as Ole Miss downed Southern Illinois 42-24 on Saturday night.

Scott scored three touchdowns in the first six minutes of the game with the third coming on a 67-yard punt return that ended with him tip-toeing down the right sideline and just inside the bright orange pylon. It gave Ole Miss a 21-0 lead and the rout appeared to be well underway.

But the rest of the game wasn't as easy. Ole Miss (1-1) had a 35-10 lead early in the third quarter before Southern Illinois responded with two touchdown drives in the second half to pull within 35-24.

Steve Strother rushed for 116 yards for Southern Illinois (1-1), but the Salukis couldn't overcome four interceptions thrown by Paul McIntosh.

Ole Miss was playing without its top two running backs - seniors Brandon Bolden and Enrique Davis - after the pair suffered injuries in last week's season opener against BYU. But Scott was stellar in their place, rushing for touchdowns of 37 and 4 yards in the opening minutes before the punt return for a touchdown pushed the Rebels' lead to 21-0 with 9:09 remaining in the first half.

Scott's fourth touchdown of the night stretched the Rebels' lead to 35-10 with 10:23 left in the third quarter, but SIU responded with two touchdowns to pull within 35-24 with 6:39 remaining in the fourth quarter.

Zack Stoudt was decent in his first start as the Ole Miss quarterback, completing 11 of 18 passes for 118 yards and a touchdown.

Randall Mackey also saw his first action behind center, completing his only pass attempt for 18 yards and rushing for 36 yards on six carries.

Southern Illinois outgained Ole Miss 420-315. But Ole Miss coach Houston Nutt didn't dwell on the less-than-stellar numbers.

| | | | | | | |
|--------------------------|-----------|--|----------|----------|----------|-----------|
| Southern Illinois | 3 | 7 | 7 | 7 | — | 24 |
| Ole Miss | 21 | 7 | 7 | 7 | — | 42 |
| 1st Quarter | | | | | | |
| 11:20 | UM | J. Scott 37-yard run (B. Rose kick) | | | | |
| 10:51 | UM | J. Scott 4-yard run (B. Rose kick) | | | | |
| 09:09 | UM | J. Scott 67-yard punt return (B. Rose kick) | | | | |
| 03:01 | SIU | J. MacLachlan 33-yard field goal | | | | |
| 2nd Quarter | | | | | | |
| 11:58 | UM | J. Mosley 3-yard pass from Z. Stoudt (B. Rose kick) | | | | |
| 03:09 | SIU | J. Hampton 2-yard run (J. MacLachlan kick) | | | | |
| 3rd Quarter | | | | | | |
| 10:23 | UM | J. Scott 7-yard run (B. Rose kick) | | | | |
| 00:03 | SIU | R. Hicks 1-yard pass from P. McIntosh (J. MacLachlan kick) | | | | |
| 4th Quarter | | | | | | |
| 06:39 | SIU | C. Fuller 31-yard pass from P. McIntosh (J. MacLachlan kick) | | | | |
| 01:28 | UM | D. Thomas 3-yard run (B. Rose kick) | | | | |

| <u>Team Stats</u> | <u>SIU</u> | <u>UM</u> | <u>Individual Leaders</u> |
|-------------------|------------|-----------|-------------------------------|
| First Down | 19 | 10 | |
| Rushes-Yards | 38-223 | 40-179 | |
| Passing Yards | 197 | 136 | |
| Att.-Comp.-Int. | 14-30-4 | 12-19-0 | |
| Total Plays-Yards | 420 | 315 | |
| Fumbles-Lost | 0-0 | 2-1 | |
| Penalties-Yards | 5-44 | 8-85 | |
| Punts-Average | 47.7 | 42.2 | |
| Punt Returns | 1-0 | 2-63 | |
| KO Returns | 3-78 | 5-104 | |
| Interceptions | 0-0 | 4-37 | |
| Possession Time | 30:57 | 29:03 | |
| 3rd Down Conv. | 7/15 | 3/9 | |
| 4th Down Conv. | 3/3 | 0/0 | |
| Sacks By-Yards | 2-16 | 1-1 | |
| | | | Rushing |
| | | | SIU: S. Strother, 10-116 |
| | | | P. McIntosh, 14-80 |
| | | | UM: J. Scott, 16-118 |
| | | | D. Thomas, 9-42 |
| | | | Passing |
| | | | BYU: P. McIntosh, 30-14-4-197 |
| | | | UM: Z. Stoudt, 18-11-0-118 |
| | | | R. Mackey, 1-1-0-18 |
| | | | Receiving |
| | | | BYU: J. Lantz, 4-75 |
| | | | L. Standiford, 2-60 |
| | | | UM: J. Logan, 4-54 |
| | | | D. Moncrief, 2-19 |
| | | | J. Mosley, 2-5 |

REBELS IN NATIONALLY RANKED GAMES

| Date | Opponent (OM/Opp) | OM | Opp | Date | Opponent (OM/Opp) | OM | Opp | Date | Opponent (OM/Opp) | OM | Opp | Date | Opponent (OM/Opp) | OM | Opp |
|------------|------------------------------|----|-----|------------|-----------------------------|----|-----|------------|----------------------------|----|-----|------------|----------------------------|----|-----|
| 11-9-1936 | at Marquette (NR/8) | 0 | 33 | 9-26-1959 | at Kentucky (4/NR) | 16 | 0 | 11-14-1970 | Chattanooga (12/NR) | 21 | 0 | 10-22-1994 | at Alabama (NR/5) | 10 | 21 |
| 12-5-1936 | Tennessee -1 (NR/17) | 0 | 0 | 10-3-1959 | Memphis State (3/NR) | 43 | 0 | 11-26-1970 | Mississippi State (10/NR) | 14 | 19 | 11-26-1994 | Mississippi State (NR/18) | 17 | 10 |
| 11-13-1937 | Arkansas -1 (NR/20) | 6 | 32 | 10-10-1959 | at Vanderbilt (5/NR) | 33 | 0 | 12-5-1970 | at LSU (16/8) | 17 | 61 | 9-23-1995 | Georgia (NR/18) | 18 | 10 |
| 12-3-1938 | Tennessee -1 (NR/4) | 0 | 47 | 10-17-1959 | Tulane (5/NR) | 53 | 7 | 1-2-1971 | Auburn -8 (NR/10) | 28 | 35 | 9-14-1996 | Auburn (NR/15) | 28 | 45 |
| 10-21-1939 | St. Louis (17/NR) | 42 | 0 | 10-24-1959 | Arkansas -1 (4/10) | 28 | 0 | 10-2-1971 | Alabama -9 (NR/7) | 6 | 40 | 10-3-1996 | Tennessee -1 (NR/9) | 3 | 41 |
| 10-28-1939 | at Tulane (14/9) | 6 | 14 | 10-31-1959 | at LSU(3/1) | 3 | 7 | 10-9-1971 | Georgia -6 (NR/10) | 7 | 38 | 10-19-1996 | at Alabama (NR/7) | 0 | 37 |
| 11-11-1939 | at Miss. Teachers (19/NR) | 27 | 7 | 11-7-1959 | Chattanooga (5/NR) | 58 | 0 | 10-30-1971 | LSU -6(NR/11) | 24 | 22 | 11-16-1996 | LSU(NR/17) | 7 | 39 |
| 10-19-1940 | Duquesne (13/NR) | 14 | 6 | 11-14-1959 | Tennessee -1 (5/9) | 37 | 7 | 11-25-1971 | at Mississippi St. (15/NR) | 48 | 0 | 9-13-1997 | at Auburn (NR/16) | 9 | 19 |
| 10-26-1940 | Arkansas -1 (14/NR) | 20 | 21 | 11-26-1959 | at Mississippi St. (2/NR) | 42 | 0 | 12-30-1971 | Georgia Tech -10 (17/NR) | 41 | 18 | 10-4-1997 | at Tennessee (NR/9) | 17 | 31 |
| 11-16-1940 | W. Tenn. Teachers (17/NR) | 38 | 7 | 1-1-1960 | LSU-3 (2/3) | 21 | 0 | 9-16-1972 | at Memphis St. (19/NR) | 34 | 29 | 10-18-1997 | at LSU(NR/8) | 36 | 21 |
| 11-23-1940 | at Mississippi State (11/16) | 0 | 19 | 9-17-1960 | at Houston (2/NR) | 42 | 0 | 9-23-1972 | at South Carolina (20/NR) | 21 | 0 | 11-25-1997 | Alabama (25/NR) | 20 | 29 |
| 10-25-1941 | at Tulane (NR/10) | 20 | 13 | 9-24-1960 | Kentucky -1 (1/NR) | 21 | 6 | 9-30-1972 | Southern Miss (17/NR) | 13 | 9 | 10-22-1997 | Georgia (NR/14) | 14 | 21 |
| 11-1-1941 | at Marquette (17/NR) | 12 | 6 | 10-1-1960 | at Memphis St. (1/NR) | 31 | 20 | 10-7-1972 | Auburn -6 (18/17) | 13 | 19 | 11-29-1997 | Mississippi State (NR/22) | 15 | 14 |
| 11-8-1941 | at LSU(16/NR) | 13 | 12 | 10-8-1960 | at Vanderbilt (2/NR) | 26 | 0 | 11-4-1972 | at LSU (NR/6) | 16 | 17 | 11-7-1998 | at Arkansas (NR/10) | 0 | 34 |
| 11-22-1941 | Arkansas -1 (15/NR) | 18 | 0 | 11-5-1960 | at Tulane (1/NR) | 26 | 13 | 11-18-1972 | at Tennessee (NR/13) | 0 | 17 | 11-21-1998 | at Georgia (NR/14) | 10 | 24 |
| 11-29-1941 | Mississippi State (14/NR) | 0 | 6 | 10-22-1960 | Arkansas -4 (2/11) | 10 | 7 | 11-3-1973 | LSU -6(NR/7) | 14 | 51 | 11-26-1998 | Mississippi State (NR/24) | 6 | 28 |
| 11-14-1942 | Tennessee -1 (NR/11) | 0 | 14 | 10-29-1960 | LSU(2/NR) | 6 | 6 | 11-17-1973 | Tennessee -6 (NR/16) | 28 | 18 | 10-9-1999 | Tulane (25/NR) | 20 | 13 |
| 10-21-1944 | Tulsa -1 (NR/13) | 0 | 47 | 11-5-1960 | Chattanooga (6/NR) | 45 | 0 | 9-14-1974 | Missouri -6 (NR/18) | 10 | 0 | 10-16-1999 | Alabama (22/11) | 24 | 30 |
| 11-3-1945 | at LSU(NR/17) | 13 | 32 | 11-12-1960 | at Tennessee (4/14) | 24 | 3 | 10-5-1974 | Alabama -6 (NR/3) | 21 | 35 | 10-30-1999 | at LSU(25/NR) | 42 | 23 |
| 11-24-1945 | at Mississippi St. (NR/20) | 7 | 6 | 11-26-1960 | Mississippi State (3/NR) | 35 | 9 | 9-13-1975 | at Texas A&M (NR/8) | 0 | 7 | 11-6-1999 | Arkansas (23/24) | 38 | 16 |
| 11-9-1946 | Tennessee -1 (NR/7) | 14 | 18 | 1-2-1961 | Rice -3 (2/NR) | 14 | 6 | 10-4-1975 | Alabama -9 (NR/9) | 6 | 32 | 11-20-1999 | Georgia (16/21) | 17 | 20 |
| 11-23-1946 | Mississippi State (NR/18) | 0 | 20 | 9-23-1961 | Arkansas -6 (9/NR) | 16 | 0 | 9-11-1976 | Alabama -6 (NR/6) | 10 | 7 | 11-25-1999 | at Mississippi St. (23/18) | 20 | 23 |
| 10-11-1947 | at Vanderbilt (18/NR) | 6 | 10 | 9-30-1961 | at Kentucky (2/NR) | 20 | 6 | 9-18-1976 | Tulane (20/NR) | 34 | 7 | 9-2-2000 | Tulane (18/NR) | 49 | 20 |
| 11-1-1947 | at LSU (NR/17) | 20 | 18 | 10-7-1961 | Florida State (2/9) | 33 | 0 | 9-25-1976 | at Southern Miss (17/NR) | 28 | 0 | 9-9-2000 | Auburn (17/NR) | 27 | 35 |
| 11-29-1947 | at Mississippi St. (15/NR) | 33 | 14 | 10-14-1961 | Houston -1 (1/NR) | 47 | 7 | 10-2-1976 | Auburn -6 (16/NR) | 0 | 10 | 10-14-2000 | at Alabama (25/NR) | 7 | 45 |
| 1-1-1948 | TCU -2 (15/NR) | 13 | 9 | 10-21-1961 | Tulane -6 (2/NR) | 41 | 0 | 10-9-1976 | Georgia (NR/4) | 21 | 17 | 11-18-2000 | at Georgia (NR/21) | 14 | 32 |
| 11-13-1948 | Tennessee -1 (NR/18) | 16 | 13 | 10-28-1961 | Vanderbilt (2/NR) | 47 | 0 | 10-16-1976 | at South Carolina (16/NR) | 7 | 10 | 11-23-2000 | Mississippi State (NR/23) | 45 | 30 |
| 10-29-1949 | at LSU(NR/17) | 7 | 34 | 11-4-1961 | at LSU (2/10) | 7 | 10 | 9-10-1977 | Alabama -9 (NR/6) | 13 | 34 | 11-17-2001 | Georgia (NR/23) | 15 | 35 |
| 9-30-1950 | at Kentucky (NR/13) | 0 | 27 | 11-11-1961 | Chattanooga (7/NR) | 54 | 0 | 9-17-1977 | Notre Dame -6 (NR/3) | 20 | 13 | 10-5-2002 | Florida (NR/6) | 17 | 14 |
| 10-14-1950 | at Vanderbilt (NR/19) | 14 | 20 | 11-18-1961 | Tennessee -1 (6/NR) | 24 | 10 | 9-23-1978 | at Missouri (NR/17) | 14 | 45 | 11-2-2002 | Arkansas State (25/NR) | 52 | 17 |
| 11-18-1950 | at Tennessee (NR/9) | 0 | 35 | 12-2-1961 | at Mississippi State (5/NR) | 37 | 7 | 11-4-1978 | at LSU(NR/12) | 8 | 30 | 10-19-2002 | at Alabama (21/24) | 7 | 42 |
| 9-29-1951 | Kentucky (NR/6) | 21 | 17 | 1-1-1962 | Texas (5/3) -7 | 7 | 12 | 9-17-1979 | Missouri -6 (NR/9) | 7 | 33 | 11-9-2002 | at Georgia (NR/7) | 17 | 31 |
| 11-17-1951 | Tennessee (NR/2) | 21 | 46 | 9-22-1962 | Memphis State (6/NR) | 21 | 7 | 11-17-1979 | Tennessee -6 (NR/18) | 44 | 20 | 11-23-2002 | at LSU(NR/21) | 13 | 14 |
| 10-4-1952 | Auburn -1 (18/NR) | 20 | 7 | 9-29-1962 | Kentucky (7/NR) | 14 | 0 | 9-20-1980 | Alabama -6 (NR/1) | 35 | 59 | 10-4-2003 | at Florida (NR/24) | 20 | 17 |
| 11-8-1952 | at Houston (14/NR) | 6 | 0 | 10-6-1962 | at Houston (7/NR) | 40 | 7 | 10-11-1980 | at Georgia (NR/6) | 21 | 28 | 10-25-2003 | Arkansas (NR/20) | 19 | 7 |
| 11-15-1952 | Maryland (11/3) | 21 | 14 | 10-20-1962 | Tulane (5/NR) | 21 | 0 | 11-22-1980 | Mississippi St. -6 (NR/17) | 14 | 19 | 11-1-2003 | South Carolina (20/NR) | 43 | 40 |
| 11-29-1952 | Mississippi State (6/NR) | 20 | 14 | 10-27-1962 | Vanderbilt (7/NR) | 35 | 0 | 10-3-1981 | at Alabama (NR/11) | 13 | 27 | 11-8-2003 | at Auburn (20/NR) | 24 | 20 |
| 1-1-1953 | Georgia Tech -3 (7/2) | 7 | 24 | 11-3-1962 | at LSU (6/4) | 15 | 7 | 10-10-1981 | Georgia (NR/11) | 7 | 37 | 11-22-2003 | LSU(15/3) | 14 | 17 |
| 10-3-1953 | at Auburn (15/NR) | 0 | 13 | 11-10-1962 | Chattanooga (4/NR) | 52 | 7 | 9-18-1982 | Alabama -6 (NR/4) | 14 | 42 | 11-27-2003 | at Mississippi St. (17/NR) | 31 | 0 |
| 10-31-1953 | at LSU(18/NR) | 27 | 16 | 11-17-1962 | at Tennessee (3/NR) | 19 | 6 | 9-25-1982 | Arkansas -4 (NR/9) | 11 | 14 | 1-2-2004 | Oklahoma St. -7 (16/21) | 31 | 28 |
| 11-17-1953 | North Texas (12/NR) | 40 | 7 | 12-1-1962 | Mississippi State (3/NR) | 13 | 6 | 10-9-1982 | at Georgia (NR/5) | 10 | 33 | 10-9-2004 | at So. Carolina (NR/25) | 31 | 28 |
| 11-14-1953 | at Maryland (11/2) | 0 | 38 | 1-1-1963 | Arkansas -3 (3/6) | 17 | 13 | 10-30-1982 | at LSU(NR/13) | 8 | 45 | 10-30-2004 | Auburn (NR/3) | 14 | 35 |
| 9-17-1954 | North Texas -1 (10/NR) | 35 | 12 | 9-21-1963 | at Memphis State (2/NR) | 0 | 0 | 9-17-1983 | at Alabama (NR/12) | 0 | 40 | 11-20-2004 | at LSU(NR/14) | 24 | 27 |
| 9-25-1954 | Kentucky -1 (9/NR) | 28 | 9 | 10-5-1963 | at Houston (10/NR) | 20 | 6 | 9-24-1983 | Arkansas -6(NR/18) | 13 | 10 | 10-1-2005 | at Tennessee (NR/9) | 10 | 27 |
| 10-2-1954 | at Villanova (8/NR) | 52 | 0 | 10-19-1963 | at Tulane (5/NR) | 21 | 0 | 10-8-1983 | Georgia (NR/11) | 11 | 36 | 10-15-2005 | Alabama (NR/6) | 10 | 13 |
| 10-9-1954 | at Vanderbilt (7/NR) | 22 | 7 | 10-26-1963 | Vanderbilt (5/NR) | 27 | 7 | 11-12-1983 | at Tennessee (NR/19) | 13 | 10 | 10-29-2005 | at Auburn (NR/19) | 3 | 20 |
| 10-16-1954 | Tulane (7/NR) | 34 | 7 | 11-2-1963 | at LSU(3/NR) | 37 | 3 | 12-10-1983 | Air Force -11 (NR/16) | 3 | 9 | 11-19-2005 | LSU (NR/4) | 7 | 47 |
| 10-23-1954 | Arkansas -4 (5/7) | 0 | 6 | 11-9-1963 | Tampa (3/NR) | 41 | 0 | 10-6-1984 | Auburn (NR/18) | 13 | 17 | 9-30-2006 | Georgia (NR/10) | 9 | 14 |
| 10-30-1954 | at LSU(12/NR) | 21 | 6 | 11-16-1963 | Tennessee -1 (3/NR) | 20 | 0 | 10-13-1984 | at Georgia (NR/15) | 12 | 18 | 10-21-2006 | at Arkansas (NR/15) | 3 | 38 |
| 11-6-1954 | at Memphis State (9/NR) | 51 | 0 | 11-30-1963 | at Mississippi St. (3/NR) | 10 | 10 | 11-3-1984 | at LSU(NR/15) | 20 | 32 | 10-28-2006 | Auburn (NR/7) | 17 | 23 |
| 11-13-1954 | at Houston (7/NR) | 26 | 0 | 1-1-1964 | Alabama -3 (7/8) | 7 | 12 | 9-14-1985 | Arkansas -6 (NR/14) | 19 | 24 | 11-18-2006 | at LSU (NR/9) (ot) | 20 | 23 |
| 9-17-1955 | Georgia -5 (15/NR) | 26 | 13 | 9-19-1964 | Memphis State (1/NR) | 30 | 0 | 10-5-1985 | at Auburn (NR/14) | 0 | 41 | 9-22-2007 | Florida (NR/3) | 24 | 30 |
| 9-24-1955 | at Kentucky (8/NR) | 14 | 21 | 9-26-1964 | Kentucky -6 (1/NR) | 21 | 27 | 10-12-1985 | Georgia -6 (NR/18) | 21 | 49 | 9-29-2007 | at Georgia (NR/15) | 17 | 45 |
| 10-29-1955 | at LSU(20/NR) | 29 | 26 | 10-31-1964 | at LSU(NR/9) | 10 | 11 | 11-2-1985 | LSU -6(NR/16) | 0 | 14 | 10-27-2007 | at Auburn (NR/23) | 3 | 17 |
| 11-5-1955 | at Memphis St. (15/NR) | 39 | 6 | 9-25-1965 | at Kentucky (NR/10) | 7 | 16 | 11-16-1985 | at Tennessee (NR/18) | 14 | 34 | 11-17-2007 | LSU (NR/1) | 24 | 41 |
| 11-12-1955 | Houston -6 (14/NR) | 27 | 11 | 10-9-1965 | Florida (NR/10) | 0 | 17 | 9-13-1986 | Arkansas -4 (NR/18) | 0 | 21 | 9-6-2008 | at Wake Forest (NR/20) | 28 | 30 |
| 11-26-1955 | at Mississippi St. (15/NR) | 26 | 0 | 10-30-1965 | LSU -6(NR/5) | 23 | 0 | 11-1-1986 | at LSU(NR/11) | 21 | 19 | 9-27-2008 | at Florida (NR/4) | 31 | 30 |
| 1-2-1956 | Texas Christian -7 (10/5) | 14 | 13 | 11-13-1965 | Tennessee -1 (NR/8) | 14 | 13 | 11-15-1986 | Tennessee -6 (20/NR) | 10 | 22 | 10-18-2008 | at Alabama (NR/2) | 20 | 24 |
| 9-22-1956 | North Texas State (13/NR) | 45 | 0 | 10-1-1966 | Alabama -6 (NR/3) | 7 | 17 | 9-12-1987 | Arkansas -6 (NR/13) | 10 | 31 | 11-22-2008 | at LSU (NR/18) | 30 | 13 |
| 9-29-1956 | Kentucky -1 (9/NR) | 37 | 7 | 11-12-1966 | at Tennessee (NR/10) | 14 | 7 | 10-3-1987 | Georgia (NR/20) | 14 | 31 | 11-28-2008 | Mississippi State (25/NR) | 45 | 0 |
| 10-6-1956 | Houston -6 (6/NR) | 14 | 0 | 7-7-1967 | Alabama -9 (NR/9) | 7 | 21 | 10-31-1987 | LSU -6(NR/5) | 13 | 42 | 1-2-2009 | Texas Tech -7 (20/8) | 47 | 34 |
| 10-13-1956 | Vanderbilt (7/13) | 16 | 0 | 10-14-1967 | Georgia -6 (NR/3) | 29 | 20 | 11-14-1987 | at Tennessee (NR/15) | 13 | 55 | 9-6-2009 | at Memphis (8/NR) | 45 | 14 |
| 10-20-1956 | Tulane -6 (6/19) | 3 | 10 | 10-28-1967 | Houston (NR/9) | 14 | 13 | 10-1-1988 | at Georgia (NR/15) | 12 | 36 | 9-19-2009 | SE Louisiana (5/NR) | 52 | 6 |
| 10-27-1956 | Arkansas -4 (10/NR) | 0 | 14 | 10-5-1968 | Alabama -6 (NR/11) | 10 | 8 | 10-8-1988 | at Alabama (NR/12) | 22 | 12 | 9-24-2009 | at Suth Carolina (4/NR) | 10 | 16 |
| 11-17-1956 | at Tennessee (19/1) | 7 | 27 | 10-12-1968 | at Georgia (13/17) | 7 | 21 | 10-29-1988 | at LSU(NR/13) | 20 | 31 | 10-3-2009 | at Vanderbilt (18/NR) | 23 | 7 |
| 9-28-1957 | at Kentucky (19/NR) | 15 | 0 | 10-19-1968 | Southern Miss (16/NR) | 21 | 13 | 9-23-1989 | Arkansas -6 (NR/8) | 17 | 24 | 10-10-2009 | Alabama (16/3) | 3 | 22 |
| 10-5-1957 | Hardin-Simmons (15/NR) | 34 | 7 | 10-26-1968 | Houston -6 (17/NR) | 7 | 20 | 10-7-1989 | Alabama -6 (NR/13) | 27 | 62 | 10-24-2009 | Arkansas (25/NR) | 30 | 17 |
| 10-12-1957 | at Vanderbilt (14/NR) | 28 | 0 | 11-2-1968 | at LSU(NR/12) | 27 | 24 | 11-18-1989 | at Tennessee (NR/9) | 21 | 33 | 10-30-2009 | at Auburn (22/NR) | 20 | 33 |
| 10-18-1957 | at Tulane (11/NR) | 50 | 0 | 11-16-1968 | at Tennessee (NR/11) | 0 | 31 | 9-22-1990 | Arkansas -4 (NR/13) | 21 | 17 | 11-21-2009 | LSU (NR/8) | 27 | 25 |
| 10-26-1957 | Arkansas -1 (6/NR) | 6 | 12 | 9-20-1969 | Memphis State (9/NR) | 28 | 3 | 10-13-1990 | at Georgia (24/NR) | 28 | 12 | 11-28-2009 | Mississippi State (20/NR) | 27 | 41 |
| 11-2-1957 | Houston -6 (14/NR) | 20 | 7 | 9-27-1969 | at Kentucky (8/NR) | 9 | 10 | 10-20-1990 | Arkansas State (18/NR) | 42 | 13 | 1-2-2010 | Oklahoma State-13 (NR/18) | 21 | 7 |
| 11-9-1957 | LSU(14/NR) | 14 | 12 | 10-4-1969 | Alabama -9 (20/15) | 32 | 33 | 10-27-1990 | at Vanderbilt (17/NR) | 14 | 13 | 10-16-2010 | at Alabama (NR/8) | 10 | 23 |
| 11-16-1957 | Tennessee -1 (8/7) | 14 | 7 | 10-11-1969 | Georgia -6 (NR/6) | 25 | 17 | 11-3-1990 | at LSU(17/NR) | | | | | | |

The Automated ScoreBook
 Ole Miss Game Results (as of Sep 12, 2011)
 All games

| Date | Opponent | Score | Overall Record | Conference Record | Time | Attend |
|--------------|-------------------|---------|----------------|-------------------|------|--------|
| ---- | ----- | ----- | ----- | ----- | ---- | ----- |
| Sep 03, 2011 | BYU | 13-14 L | 0- 1- 0 | 0- 0- 0 | 3:06 | 55124 |
| Sep 10, 2011 | SOUTHERN ILLINOIS | W 42-24 | 1- 1- 0 | 0- 0- 0 | 3:08 | 58504 |

* indicates conference game

| Opponent | Score | -----FIRST DOWNS----- | | | | ----RUSHING---- | | -----PASSING----- | | | --TOTAL OFFENSE-- | | Return Yards | Turn-Overs |
|----------------------|-------|-----------------------|-------|-------|-------|-----------------|---------------------|-------------------|-------------------|---------|-------------------|--|--------------|------------|
| | | Total | Rush | Pass | Pen | Number-Yards | Comp-Att-Int | Yards | Plays-Yards | | | | | |
| ----- | ----- | --/-- | --/-- | --/-- | --/-- | -----/----- | -----/----- | --/-- | ----- / ----- | --/-- | --/-- | | | |
| BYU..... | 13-14 | 13/20 | 3/4 | 9/15 | 1/1 | 29-64 / 31-91 | 15-28- 0 / 24-38- 1 | 144/225 | 57-208 / 69-316 | 167/84 | 2/1 | | | |
| SOUTHERN ILLINOIS... | 42-24 | 18/19 | 10/10 | 7/7 | 1/2 | 40-179 / 38-223 | 12-19- 0 / 14-30- 4 | 136/197 | 59-315 / 68-420 | 204/78 | 1/4 | | | |
| Totals..... | 55-38 | 31/39 | 13/14 | 16/22 | 2/3 | 69-243 / 69-314 | 27-47- 0 / 38-68- 5 | 280/422 | 116-523 / 137-736 | 371/162 | 3/5 | | | |

Note: Game totals are displayed in the format TEAM/OPPONENT for each category

The Automated ScoreBook
Ole Miss Overall Team Statistics (as of Sep 12, 2011)
All games

| Team Statistics | UM | OPP |
|-------------------------|------------|------------|
| SCORING | 55 | 38 |
| Points Per Game | 27.5 | 19.0 |
| FIRST DOWNS | 31 | 39 |
| Rushing | 13 | 14 |
| Passing | 16 | 22 |
| Penalty | 2 | 3 |
| RUSHING YARDAGE | 243 | 314 |
| Yards gained rushing | 320 | 354 |
| Yards lost rushing | 77 | 40 |
| Rushing Attempts | 69 | 69 |
| Average Per Rush | 3.5 | 4.6 |
| Average Per Game | 121.5 | 157.0 |
| TDs Rushing | 4 | 1 |
| PASSING YARDAGE | 280 | 422 |
| Comp-Att-Int | 27-47-0 | 38-68-5 |
| Average Per Pass | 6.0 | 6.2 |
| Average Per Catch | 10.4 | 11.1 |
| Average Per Game | 140.0 | 211.0 |
| TDs Passing | 1 | 3 |
| TOTAL OFFENSE | 523 | 736 |
| Total Plays | 116 | 137 |
| Average Per Play | 4.5 | 5.4 |
| Average Per Game | 261.5 | 368.0 |
| KICK RETURNS: #-Yards | 7-131 | 5-130 |
| PUNT RETURNS: #-Yards | 3-107 | 4-29 |
| INT RETURNS: #-Yards | 5-133 | 0-0 |
| KICK RETURN AVERAGE | 18.7 | 26.0 |
| PUNT RETURN AVERAGE | 35.7 | 7.2 |
| INT RETURN AVERAGE | 26.6 | 0.0 |
| FUMBLES-LOST | 4-3 | 0-0 |
| PENALTIES-Yards | 12-125 | 11-84 |
| Average Per Game | 62.5 | 42.0 |
| PUNTS-Yards | 9-438 | 8-324 |
| Average Per Punt | 48.7 | 40.5 |
| Net punt average | 43.2 | 24.6 |
| TIME OF POSSESSION/Game | 27:13 | 32:47 |
| 3RD-DOWN Conversions | 6/21 | 13/28 |
| 3rd-Down Pct | 29% | 46% |
| 4TH-DOWN Conversions | 0/2 | 3/4 |
| 4th-Down Pct | 0% | 75% |
| SACKS BY-Yards | 2-10 | 2-16 |
| MISC YARDS | 0 | 0 |
| TOUCHDOWNS SCORED | 7 | 5 |
| FIELD GOALS-ATTEMPTS | 2-2 | 1-2 |
| ON-SIDE KICKS | 0-0 | 0-0 |
| RED-ZONE SCORES | (6-6) 100% | (4-6) 67% |
| RED-ZONE TOUCHDOWNS | (4-6) 67% | (3-6) 50% |
| PAT-ATTEMPTS | (7-7) 100% | (5-5) 100% |
| ATTENDANCE | 113628 | 0 |
| Games/Avg Per Game | 2/56814 | 0/0 |
| Neutral Site Games | | 0/0 |

| Score by Quarters | 1st | 2nd | 3rd | 4th | oT | Total |
|--------------------------|------------|------------|------------|------------|-----------|--------------|
| Ole Miss | 21 | 10 | 14 | 10 | 0 | 55 |
| Opponents | 3 | 7 | 7 | 21 | 0 | 38 |

The Automated ScoreBook

Ole Miss Combined Team Statistics (as of Sep 12, 2011)

All games

| Date | Opponent | Score | Att. | Record: | Overall | Home | Away | Neutral |
|--------------|-------------------|---------|-------|----------------|---------|------|------|---------|
| Sep 03, 2011 | BYU | L 13-14 | 55124 | All games | 1-1 | 1-1 | 0-0 | 0-0 |
| Sep 10, 2011 | SOUTHERN ILLINOIS | W 42-24 | 58504 | Conference | 0-0 | 0-0 | 0-0 | 0-0 |
| | | | | Non-Conference | 1-1 | 1-1 | 0-0 | 0-0 |

| Rushing | gp-gs | att | gain | loss | net | avg | td | lg | avg/g |
|-----------------|-------|-----|------|------|-----|-------|----|----|-------|
| Jeff Scott | 2-1 | 21 | 146 | 11 | 135 | 6.4 | 3 | 37 | 67.5 |
| Devin Thomas | 2-0 | 10 | 45 | 0 | 45 | 4.5 | 1 | 16 | 22.5 |
| Randall Mackey | 1-0 | 6 | 39 | 3 | 36 | 6.0 | 0 | 25 | 36.0 |
| Enrique Davis | 1-0 | 12 | 33 | 5 | 28 | 2.3 | 0 | 11 | 28.0 |
| Brandon Bolden | 1-1 | 4 | 21 | 0 | 21 | 5.2 | 0 | 8 | 21.0 |
| Barry Brunetti | 1-1 | 3 | 13 | 0 | 13 | 4.3 | 0 | 10 | 13.0 |
| N. Brassell | 2-1 | 3 | 12 | 1 | 11 | 3.7 | 0 | 12 | 5.5 |
| Korvic Neat | 1-0 | 4 | 9 | 2 | 7 | 1.8 | 0 | 6 | 7.0 |
| H.R. Greer | 2-1 | 1 | 1 | 0 | 1 | 1.0 | 0 | 1 | 0.5 |
| Philander Moore | 2-0 | 1 | 1 | 0 | 1 | 1.0 | 0 | 1 | 0.5 |
| Zack Stoudt | 2-1 | 4 | 0 | 55 | -55 | -13.8 | 0 | 0 | -27.5 |
| Total | 2 | 69 | 320 | 77 | 243 | 3.5 | 4 | 37 | 121.5 |
| Opponents | 2 | 69 | 354 | 40 | 314 | 4.6 | 1 | 74 | 157.0 |

| Passing | gp-gs | effic | comp-att-int | pct | yds | td | lg | avg/g |
|----------------|-------|--------|--------------|-------|-----|----|----|-------|
| Zack Stoudt | 2-1 | 113.89 | 24-43-0 | 55.8 | 258 | 1 | 26 | 129.0 |
| Barry Brunetti | 1-1 | 77.87 | 2-3-0 | 66.7 | 4 | 0 | 6 | 4.0 |
| Randall Mackey | 1-0 | 251.20 | 1-1-0 | 100.0 | 18 | 0 | 18 | 18.0 |
| Total | 2 | 114.51 | 27-47-0 | 57.4 | 280 | 1 | 26 | 140.0 |
| Opponents | 2 | 107.86 | 38-68-5 | 55.9 | 422 | 3 | 53 | 211.0 |

| Receiving | gp-gs | no. | yds | avg | td | lg | avg/g |
|-----------------|-------|-----|-----|------|----|----|-------|
| Ja-Mes Logan | 2-1 | 8 | 106 | 13.2 | 0 | 24 | 53.0 |
| Donte Moncrief | 2-2 | 5 | 35 | 7.0 | 0 | 12 | 17.5 |
| Jamal Mosley | 2-1 | 4 | 26 | 6.5 | 1 | 21 | 13.0 |
| Ferbia Allen | 2-2 | 2 | 34 | 17.0 | 0 | 21 | 17.0 |
| Jeff Scott | 2-1 | 2 | 25 | 12.5 | 0 | 16 | 12.5 |
| Derrick Herman | 2-0 | 2 | 17 | 8.5 | 0 | 12 | 8.5 |
| Vincent Sanders | 2-0 | 1 | 26 | 26.0 | 0 | 26 | 13.0 |
| N. Brassell | 2-1 | 1 | 6 | 6.0 | 0 | 6 | 3.0 |
| Devin Thomas | 2-0 | 1 | 5 | 5.0 | 0 | 5 | 2.5 |
| H.R. Greer | 2-1 | 1 | 0 | 0.0 | 0 | 0 | 0.0 |
| Total | 2 | 27 | 280 | 10.4 | 1 | 26 | 140.0 |
| Opponents | 2 | 38 | 422 | 11.1 | 3 | 53 | 211.0 |

| Field Goals | fg | pct. | 01-19 | 20-29 | 30-39 | 40-49 | 50-99 | lg | blk |
|-------------|-----|-------|-------|-------|-------|-------|-------|----|-----|
| Bryson Rose | 2-2 | 100.0 | 0-0 | 2-2 | 0-0 | 0-0 | 0-0 | 29 | 0 |

| Scoring | td | fg | PAT | | | | dxp | saf | pts |
|----------------|----|-----|------|------|-----|------|-----|-----|-----|
| | | | kick | rush | rcv | pass | | | |
| Jeff Scott | 4 | - | - | - | - | - | - | 24 | |
| Bryson Rose | - | 2-2 | 7-7 | - | - | - | - | 13 | |
| Jamal Mosley | 1 | - | - | - | - | - | - | 6 | |
| Devin Thomas | 1 | - | - | - | - | - | - | 6 | |
| Charles Sawyer | 1 | - | - | - | - | - | - | 6 | |
| Total | 7 | 2-2 | 7-7 | - | - | - | - | 55 | |
| Opponents | 5 | 1-2 | 5-5 | - | - | - | - | 38 | |

| Score by Quarters | 1st | 2nd | 3rd | 4th | OT | Total |
|-------------------|-----|-----|-----|-----|----|-------|
| Ole Miss | 21 | 10 | 14 | 10 | 0 | 55 |
| Opponents | 3 | 7 | 7 | 21 | 0 | 38 |

| Tackles | gp-gs | ua | a | tot | tfl/yds | Sacks | Pass defense | | Fumbles | | blkd | |
|-------------------|-------|----|----|-----|---------|-------|--------------|---------|---------|-----|---------|----|
| | | | | | | | no-yds | int-yds | brup | qbh | rcv-yds | ff |
| 52 Mike Marry | 2-2 | 10 | 11 | 21 | . | . | . | . | . | . | . | . |
| 1B Damien Jackson | 2-2 | 12 | 8 | 20 | . | . | 1-0 | . | . | . | . | . |
| 20 Aaron Garbutt | 2-2 | 7 | 6 | 13 | 1.0-1 | . | . | . | 2 | . | . | . |
| 3B Charles Sawyer | 2-2 | 5 | 6 | 11 | . | . | 2-96 | . | . | . | . | . |
| 15 Joel Kight | 2-2 | 4 | 7 | 11 | 1.0-3 | . | . | . | . | . | . | . |
| Total | 2 | 74 | 59 | 122 | 9.0-3 | 2-10 | 5-122 | 2 | 5 | . | . | . |

| Team Statistics | UM | OPP |
|-------------------------|---------|---------|
| FIRST DOWNS | 31 | 39 |
| Rushing | 13 | 14 |
| Passing | 16 | 22 |
| Penalty | 2 | 3 |
| RUSHING YARDAGE | 243 | 314 |
| Rushing Attempts | 69 | 69 |
| Average Per Rush | 3.5 | 4.6 |
| Average Per Game | 121.5 | 157.0 |
| TDs Rushing | 4 | 1 |
| PASSING YARDAGE | 280 | 422 |
| Comp-Att-Int | 27-47-0 | 38-68-5 |
| Average Per Pass | 6.0 | 6.2 |
| Average Per Catch | 10.4 | 11.1 |
| Average Per Game | 140.0 | 211.0 |
| TDs Passing | 1 | 3 |
| TOTAL OFFENSE | 523 | 736 |
| Average Per Play | 4.5 | 5.4 |
| Average Per Game | 261.5 | 368.0 |
| KICK RETURNS: #-Yards | 7-131 | 5-130 |
| PUNT RETURNS: #-Yards | 3-107 | 4-29 |
| INT RETURNS: #-Yards | 5-133 | 0-0 |
| FUMBLES-LOST | 4-3 | 0-0 |
| PENALTIES-Yards | 12-125 | 11-84 |
| PUNTS-AVG | 9-48.7 | 8-40.5 |
| TIME OF POSSESSION/Game | 27:13 | 32:47 |
| 3RD-DOWN Conversions | 6/21 | 13/28 |
| 4TH-DOWN Conversions | 0/2 | 3/4 |

| Interceptions | no. | yds | avg | td | lg |
|----------------|-----|-----|------|----|----|
| Charles Sawyer | 2 | 96 | 48.0 | 1 | 96 |
| Damien Jackson | 1 | 0 | 0.0 | 0 | 0 |
| Wayne Dorsey | 1 | 27 | 27.0 | 0 | 27 |
| Marcus Temple | 1 | 10 | 10.0 | 0 | 10 |

| Punting | no. | yds | avg | lg | tb | fc | i20 | 50+ | blk |
|----------------|-----|-----|------|----|----|----|-----|-----|-----|
| Tyler Campbell | 9 | 438 | 48.7 | 73 | 1 | 0 | 5 | 3 | 0 |

| Punt Returns | no. | yds | avg | td | lg |
|--------------|-----|-----|------|----|----|
| Jeff Scott | 3 | 107 | 35.7 | 1 | 67 |
| Total | 3 | 107 | 35.7 | 1 | 67 |
| Opponents | 4 | 29 | 7.2 | 0 | 27 |

| Kick Returns | no. | yds | avg | td | lg |
|--------------|-----|-----|------|----|----|
| Jeff Scott | 4 | 56 | 14.0 | 0 | 17 |
| T. Singleton | 3 | 75 | 25.0 | 0 | 34 |
| Total | 7 | 131 | 18.7 | 0 | 34 |
| Opponents | 5 | 130 | 26.0 | 0 | 34 |

| All Purpose | g | rush | rcv | pr | kr | ir | total | avg/g |
|----------------|---|------|-----|-----|-----|-----|-------|-------|
| Jeff Scott | 2 | 135 | 25 | 107 | 56 | 0 | 323 | 161.5 |
| Ja-Mes Logan | 2 | 0 | 106 | 0 | 0 | 0 | 106 | 53.0 |
| Charles Sawyer | 2 | 0 | 0 | 0 | 0 | 96 | 96 | 48.0 |
| T. Singleton | 1 | 0 | 0 | 0 | 75 | 0 | 75 | 75.0 |
| Devin Thomas | 2 | 45 | 5 | 0 | 0 | 0 | 50 | 25.0 |
| Total | 2 | 243 | 280 | 107 | 131 | 133 | 894 | 447.0 |
| Opponents | 2 | 314 | 422 | 29 | 130 | 0 | 895 | 447.5 |

| Total Offense | g | plays | rush | pass | total | avg/g |
|----------------|---|-------|------|------|-------|-------|
| Zack Stoudt | 2 | 47 | -55 | 258 | 203 | 101.5 |
| Jeff Scott | 2 | 21 | 135 | 0 | 135 | 67.5 |
| Randall Mackey | 1 | 7 | 36 | 18 | 54 | 54.0 |
| Devin Thomas | 2 | 10 | 45 | 0 | 45 | 22.5 |
| Enrique Davis | 1 | 12 | 28 | 0 | 28 | 28.0 |
| Total | 2 | 116 | 243 | 280 | 523 | 261.5 |
| Opponents | 2 | 137 | 314 | 422 | 736 | 368.0 |

| ## | Defensive Leaders | gp-gs | ua | a | tot | tfl/yds | Sacks | Pass defense | Fumbles | blkd |
|-------|-------------------|-------|----|----|-----|---------|-------|--------------|---------|------|
| 52 | Mike Marry | 2-2 | 10 | 11 | 21 | . | . | . | . | . |
| 1B | Damien Jackson | 2-2 | 12 | 8 | 20 | . | . | 1-0 | . | . |
| 20 | Aaron Garbutt | 2-2 | 7 | 6 | 13 | 1.0-1 | . | . | 2 | . |
| 3B | Charles Sawyer | 2-2 | 5 | 6 | 11 | . | . | 2-96 | . | . |
| 15 | Joel Kight | 2-2 | 4 | 7 | 11 | 1.0-3 | . | . | . | . |
| Total | | 2 | 74 | 59 | 122 | 9.0-3 | 2-10 | 5-122 | 2 | 5 |

The Automated ScoreBook
Ole Miss Overall Defensive Statistics (as of Sep 12, 2011)
All games

| # | Defensive Leaders | gp-gs | Tackles | | | | tfl/yds | Sacks | Pass defense | | | Fumbles | | blkd | |
|-----------|-------------------|-------|---------|----|-----|--------|---------|---------|--------------|-----|---------|---------|------|------|---|
| | | | ua | a | tot | no-yds | | int-yds | brup | qbh | rcv-yds | ff | kick | saf | |
| 52 | Mike Marry | 2-2 | 10 | 11 | 21 | . | . | . | . | . | . | . | . | . | . |
| 1B | Damien Jackson | 2-2 | 12 | 8 | 20 | . | . | 1-0 | . | . | . | . | . | . | . |
| 20 | Aaron Garbutt | 2-2 | 7 | 6 | 13 | 1.0-1 | . | . | . | 2 | . | . | . | . | . |
| 15 | Joel Kight | 2-2 | 4 | 7 | 11 | 1.0-3 | . | . | . | . | . | . | . | . | . |
| 3B | Charles Sawyer | 2-2 | 5 | 6 | 11 | . | . | 2-96 | . | . | . | . | . | . | . |
| 4 | Marcus Temple | 2-2 | 8 | 1 | 9 | 1.0-9 | 1.0-9 | 1-10 | 1 | . | . | . | . | . | . |
| 93 | Justin Smith | 2-2 | 4 | 3 | 7 | . | . | . | . | . | . | . | . | . | . |
| 44 | Ralph Williams | 2-0 | 3 | 4 | 7 | 1.0-2 | . | . | . | . | . | . | . | . | . |
| 6 | W. Pendleton | 2-1 | 4 | 1 | 5 | . | . | . | . | 1 | . | . | . | . | . |
| 90 | Gerald Rivers | 2-0 | 3 | 1 | 4 | 1.0-1 | . | . | . | . | . | . | . | . | . |
| 98 | Uriah Grant | 2-2 | 2 | 2 | 4 | 1.0-1 | . | . | . | 1 | . | . | . | . | . |
| 7 | Wayne Dorsey | 2-2 | 3 | 1 | 4 | 2.0-3 | 1.0-1 | 1-27 | 2 | . | . | . | . | . | . |
| 40 | K. Lockett | 2-2 | . | 3 | 3 | . | . | . | . | 1 | . | . | . | . | . |
| 13 | Brishen Mathews | 2-0 | 2 | . | 2 | . | . | . | . | . | . | . | . | . | . |
| 23 | Vincent Moss | 2-0 | 2 | . | 2 | . | . | . | . | . | . | . | . | . | . |
| 30 | Kyle Horine | 2-0 | . | 1 | 1 | . | . | . | . | . | . | . | . | . | . |
| 55 | Cameron Whigham | 2-0 | . | 1 | 1 | . | . | . | . | . | . | . | . | . | . |
| 14 | S. Bryant | 2-0 | 1 | . | 1 | . | . | . | . | . | . | . | . | . | . |
| 95 | Bryon Bennett | 2-0 | . | 1 | 1 | . | . | . | . | . | . | . | . | . | . |
| 10 | C.J. Johnson | 1-0 | 1 | . | 1 | . | . | . | . | . | . | . | . | . | . |
| 26 | Derrick Herman | 2-0 | . | 1 | 1 | . | . | . | . | . | . | . | . | . | . |
| 96 | Andrew Ritter | 2-0 | 1 | . | 1 | . | . | . | . | . | . | . | . | . | . |
| 21 | Senquez Golson | 2-1 | 1 | . | 1 | . | . | . | . | . | . | . | . | . | . |
| 24 | Keith Lewis | 2-0 | 1 | . | 1 | . | . | . | . | . | . | . | . | . | . |
| Total | | 2 | 74 | 58 | 132 | 8-20 | 2-10 | 5-133 | 3 | 5 | . | . | . | . | . |
| Opponents | | 2 | 76 | 40 | 116 | 14-52 | 2-16 | . | 3 | 2 | 3-3 | 2 | . | . | . |

The Automated ScoreBook
Ole Miss Team Game-by-Game (as of Sep 12, 2011)
All games

TEAM STATISTICS

| Date | Opponent | Rushing | | | | Receiving | | | | Passing | | | | Kick Returns | | | | Punt Returns | | | | tot off |
|----------|-------------------|---------|-----|----|----|-----------|-----|----|----|-------------|-----|----|----|--------------|-----|----|----|--------------|-----|----|----|------------|
| | | no. | yds | td | lg | no. | yds | td | lg | cmp-att-int | yds | td | lg | no. | yds | td | lg | no. | yds | td | lg | |
| Sep 03 | BYU | 29 | 64 | 0 | 11 | 15 | 144 | 0 | 24 | 15-28-0 | 144 | 0 | 24 | 2 | 27 | 0 | 15 | 1 | 44 | 0 | 44 | 208 |
| Sep 10 | SOUTHERN ILLINOIS | 40 | 179 | 4 | 37 | 12 | 136 | 1 | 26 | 12-19-0 | 136 | 1 | 26 | 5 | 104 | 0 | 34 | 2 | 63 | 1 | 67 | 315 |
| Ole Miss | | 69 | 243 | 4 | 37 | 27 | 280 | 1 | 26 | 27-47-0 | 280 | 1 | 26 | 7 | 131 | 0 | 34 | 3 | 107 | 1 | 67 | 523 |
| | | 69 | 314 | 1 | 74 | 38 | 422 | 3 | 53 | 38-68-5 | 422 | 3 | 53 | 5 | 130 | 0 | 34 | 4 | 29 | 0 | 27 | 736 |

Games played: 2
 Avg per rush: 3.5
 Avg per catch: 10.4
 Pass efficiency: 114.51
 Kick ret avg: 18.7
 Punt ret avg: 35.7
 All purpose avg/game: 447.0
 Total offense avg/gm: 261.5

| Date | Opponent | Tackles | | | | Sacks | Fumble | | Pass Defense | | | Blkd | PAT Attempts | | | | | |
|----------|-------------------|---------|----|-------|---------|--------|--------|--------|--------------|-----|------|------|--------------|------|-----|-----|-----|----|
| | | ua | a | total | tfl-yds | no-yds | ff | fr-yds | int-yds | qbh | brup | kick | kick | rush | rcv | saf | pts | |
| Sep 03 | BYU | 36 | 38 | 74 | 3.0-14 | 1.0-9 | 0 | 0-0 | 1-96 | 2 | 2 | 0 | 1-1 | 0 | 0 | 0 | 0 | 13 |
| Sep 10 | SOUTHERN ILLINOIS | 38 | 20 | 58 | 5.0-6 | 1.0-1 | 0 | 0-0 | 4-37 | 3 | 1 | 0 | 6-6 | 0 | 0 | 0 | 0 | 42 |
| Ole Miss | | 74 | 58 | 132 | 8.0-20 | 2.0-10 | 0 | 0-0 | 5-133 | 5 | 3 | 0 | 7-7 | 0 | 0 | 0 | 0 | 55 |
| | | 76 | 40 | 116 | 14.0-52 | 2.0-16 | 2 | 3-3 | 0-0 | 2 | 3 | 0 | 5-5 | 0 | 0 | 0 | 0 | 38 |

| Date | Opponent | Punting | | | | | | | Field Goals | | | Kickoffs | | | | | | |
|----------|-------------------|---------|-----|------|------|------|----|----|-------------|-----|--------|----------|------|-----|-----|------|----|----|
| | | no. | yds | avg | long | blkd | tb | fc | 50+ | i20 | md-att | long | blkd | no. | yds | avg | tb | ob |
| Sep 03 | BYU | 4 | 227 | 56.8 | 73 | 0 | 1 | 0 | 3 | 1 | 2-2 | 29 | 0 | 4 | 280 | 70.0 | 2 | 0 |
| Sep 10 | SOUTHERN ILLINOIS | 5 | 211 | 42.2 | 49 | 0 | 0 | 0 | 0 | 4 | 0-0 | 0 | 0 | 7 | 472 | 67.4 | 3 | 1 |
| Ole Miss | | 9 | 438 | 48.7 | 73 | 0 | 1 | 0 | 3 | 5 | 2-2 | 29 | 0 | 11 | 752 | 68.4 | 5 | 1 |
| | | 8 | 324 | 40.5 | 53 | 0 | 1 | 0 | 3 | 3 | 1-2 | 33 | 0 | 8 | 479 | 59.9 | 1 | 0 |

2011 BREAKDOWN

| Category | 2011 |
|--------------------------------------|------|
| Record | 1-1 |
| SEC | 0-0 |
| vs. SEC West | 0-0 |
| vs. SEC East | 0-0 |
| Non-Conference | 0-1 |
| vs. independents | 0-1 |
| vs. MVC | 1-0 |
| vs. WAC | 0-0 |
| Home | 1-1 |
| Away | 0-0 |
| Neutral | 0-0 |
| Day Games | 1-1 |
| Night Games (6 p.m. start or later) | 0-0 |
| vs. Top 25 teams | 0-0 |
| TV games | 0-1 |
| on ESPN | 0-1 |
| When scoring first | 1-1 |
| When opponents score first | 0-0 |
| When leading at halftime | 1-1 |
| When trailing at halftime | 0-0 |
| When tied at halftime | 0-0 |
| When leading after third quarter | 1-1 |
| When trailing after third quarter | 0-0 |
| When tied after third quarter | 0-0 |
| In overtime games | 0-0 |
| When scoring less than 20 points | 0-1 |
| When scoring 20+ points | 1-0 |
| When scoring 30+ points | 1-0 |
| When allowing less than 20 points | 0-1 |
| When allowing 20+ points | 1-0 |
| When allowing 30+ points | 0-0 |
| When rushing for <100 yards | 0-1 |
| When rushing for 100+ yards | 1-0 |
| When rushing for 200+ yards | 0-0 |
| When passing for 200+ yards | 0-0 |
| When passing for 250+ yards | 0-0 |
| When passing for 300+ yards | 0-0 |
| When totaling <300 yds total offense | 0-1 |
| When gaining 300+ yds total offense. | 1-0 |
| When allowing <100 yds rushing | 0-1 |
| When allowing 100+ yds rushing | 1-0 |
| When allowing 200+ yds rushing | 1-0 |
| When allowing <200 yds passing | 0-0 |
| When allowing 200+ yards passing | 0-1 |
| When allowing 250+ yards passing | 0-0 |
| When allowing 300+ yards passing | 0-0 |
| When allowing <300 yds total offense | 0-0 |
| When allowing 300+ yds total offense | 1-1 |
| When having a 100-yard rusher | 1-0 |
| When opp. have a 100-yard rusher | 1-0 |
| When having no turnovers | 0-0 |
| When having less than 3 turnovers | 1-1 |
| When having 3 or more turnovers | 0-0 |
| When having no takeaways | 0-0 |
| When having <3 takeaways | 0-1 |
| When having 3 or more takeaways | 1-0 |
| When having more than 30:00 TOP | 0-0 |
| When having less than 30:00 TOP | 1-1 |

SCORING DRIVES

| vs. BYU | | | | | |
|-------------|-------|-------|------|--------|--|
| Started at | Plays | Yards | Time | Result | |
| Ole Miss 48 | 9 | 49 | 2:05 | FG | |
| Ole Miss 20 | 11 | 70 | 4:28 | FG | |

| vs. Southern Illinois | | | | | |
|-----------------------|-------|-------|------|--------|--|
| Started at | Plays | Yards | Time | Result | |
| Ole Miss 25 | 8 | 75 | 3:40 | TD | |
| Southern Illinois 4 | 1 | 4 | 0:06 | TD | |
| Ole Miss 38 | 12 | 62 | 5:55 | TD | |
| Southern Illinois 13 | 2 | 13 | 0:40 | TD | |
| Ole Miss 36 | 7 | 64 | 2:35 | TD | |

CHARTING THE BIG PLAYS

| — RUSHING — | | | | | | | — RECEIVING — | | | | | | |
|--------------|----------|----------|----------|----------|----------|----------|---------------|-----------|----------|-------|-------|-----|-----------|
| Player | 10-19 | 20-29 | 30-39 | 40-49 | 50+ | Total | Player | 10-19 | 20-29 | 30-39 | 40-49 | 50+ | Total |
| Scott | 2 | 1 | 1 | | | 4 | Logan | 5 | 1 | | | | 6 |
| Mackey | | 1 | | | | 1 | Allen | 1 | 1 | | | | 2 |
| Thomas | 1 | | | | | 1 | Moncrief | 2 | | | | | 2 |
| Brassell | 1 | | | | | 1 | Mosley | | 1 | | | | 1 |
| Brunetti | 1 | | | | | 1 | Sanders | | 1 | | | | 1 |
| Davis | 1 | | | | | 1 | Herman | 1 | | | | | 1 |
| TOTAL | 6 | 2 | 1 | 0 | 0 | 9 | Scott | 1 | | | | | 1 |
| | | | | | | | TOTAL | 10 | 4 | | | | 14 |

| — PASSING — | | | | | | |
|--------------|-----------|----------|----------|----------|----------|-----------|
| Player | 10-19 | 20-29 | 30-39 | 40-49 | 50+ | Total |
| Stoudt | 9 | 4 | | | | 13 |
| Mackey | 1 | | | | | 1 |
| TOTAL | 10 | 4 | 0 | 0 | 0 | 14 |

IN THE RED ZONE

When the offense moves the ball inside the opponent's 20-yard line, the offense is considered to be in the "red zone," and in prime scoring position. The following chart shows how the Rebel offense performs inside the "red zone" during the 2010 season:

| Game | Chances | TD | FG | TO | Downs | Missed FG | Half |
|--------------------|----------|----------|----------|----------|----------|-----------|----------|
| BYU | 2 | 0 | 2 | 0 | 0 | 0 | 0 |
| Southern Illinois | 4 | 4 | 0 | 0 | 0 | 0 | 0 |
| Totals | 6 | 4 | 2 | 0 | 0 | 0 | 0 |
| Opp. Totals | 6 | 3 | 1 | 1 | 0 | 1 | 0 |

Ole Miss Scoring Percentage: 1.000 (6-of-6)
Opponents Scoring Percentage: .667 (4-of-6)

Ole Miss Points Scored: 30
Opponents Points Scored: 21

MISCELLANEOUS REBEL RECORDS

THE LAST TIME OLE MISS HAD . . .

| | |
|----------------------------|--|
| 30 or more first downs | Arkansas, 2009 (31) |
| 500 yards rushing | Auburn, 1951 (515) |
| 400 yards rushing | Fresno State, 2010 (425) |
| 300 yards rushing | Fresno State, 2010 (425) |
| 200 yards rushing | LSU, 2010 (236) |
| 400 yards passing | Texas Tech, 2003 (409) |
| 300 yards passing | Arkansas, 2010 (327) |
| 600 yards total offense | Louisiana-Monroe, 2003 (612) |
| 500 yards total offense | Arkansas, 2010 (512) |
| 90 plays total offense | Wyoming, 2004 (100) |
| Four passes intercepted | Tennessee, 2010 (4) |
| Four pass interceptions | Southern Illinois, 2011 (4) |
| 10 sacks | Mississippi State, 2008 (11) |
| 10 penalties | Alabama, 2010 (12) |
| 100 yards in penalties | Alabama, 2010 (106) |
| 50 points | Fresno State, 2010 (55) |
| 99 yard scoring drive | Memphis State, 1989 (12 plays) |
| 90-plus yard scoring drive | LSU, 2010 (90 yards, 11 plays; Jeremiah Masoli 22-yard run) |

THE LAST TIME OLE MISS HELD ITS OPPONENT TO . . .

| | |
|-----------------------------------|---|
| Less than 10 first downs | Mississippi State, 2008 (8) |
| 10 first downs | Mississippi State, 2006 (10) |
| Negative yards rushing | Mississippi State, 2008 (-64) |
| 10 yards rushing | Georgia, 1993 (1) |
| 100 yards (or less) rushing | BYU, 2011 (91) |
| Zero yards passing | Alabama, 1988 |
| No pass completions | Alabama, 1988 |
| 10 yards passing | Georgia, 1977 (7) |
| 10 pass attempts | Wake Forest, 2006 (5) |
| Zero yards total offense | Sewanee, 1938 |
| 50 yards (or less) total offense | Mississippi State, 2008 (24) |
| 75 yards (or less) total offense | Mississippi State, 2008 (24) |
| 150 yards (or less) total offense | Mississippi State, 2008 (24) |
| 200 yards (or less) total offense | Mississippi State, 2008 (24) |
| No touchdowns | Southeastern Louisiana, 2009 (6 points) |

THE LAST TIME OLE MISS . . .

| | |
|---|---|
| Had two passers throw for 100 yards | Jacksonville State, 2010 (Nathan Stanley 133, Jeremiah Masoli 109) |
| Had two passers complete 10 passes | Auburn, 2005 (Micheal Spurlock, 10-18, Ethan Flatt, 11-17) |
| Had two runners rush for 100 yards | Louisiana, 2010 (Brandon Bolden 136, Enrique Davis 116) |
| Had two receivers over 100 receiving yards | Louisiana-Monroe, 2003 (Chris Collins 121, Taye Biddle 105) |
| Had two receivers catch 10 passes | Arkansas, 2002 (Bill Flowers 11, Chris Collins 10) |
| Had four receivers catch five passes | Georgia, 1997 (John Avery 8, Andre Rone 6, Cory Peterson 6, Rufus French 5) |
| Had three receivers catch five passes | Missouri, 2007 (Mike Wallace 7, Marshay Green 5, Shay Hodge 5) |
| Had two receivers catch five passes | Missouri, 2007 (Mike Wallace 7, Marshay Green 5, Shay Hodge 5) |
| Had a 100-yard rusher and a 100-yard receiver | LSU, 2009 (Dexter McCluster 148 yards rushing/Shay Hodge 117 yards receiving) |
| Had two players with 200 all-purpose yards | Missouri, 2007 (BenJarvus Green-Ellis 226, Marshay Green 208) |
| Returned a punt for a TD | Southern Illinois (Jeff Scott, 67 yards) |
| Returned a kickoff for a TD | Auburn, 2009 (Jesse Grandy, 82 yards) |
| Returned an interception for a TD | BYU, 2011 (Charles Sawyer, 96 yards) |
| Returned two interceptions for TDs | Northern Illinois, 1993 (Alundis Brice, 37 yards; Antonious Bonner, 46 yards) |
| Returned a fumble for a TD | Citadel, 2005 (Travis Johnson, 16 yards) |
| Recovered a fumble for a TD | SMU, 1998 (Michael Boone) |
| Blocked a punt | Alabama, 2007 (Dustin Mouzon) |
| Blocked a punt for a TD | Memphis, 2007 (Kendrick Lewis recovered Brandon Sutherland's blocked punt) |
| Blocked an opponents' FG attempt | Fresno State, 2010 (Allen Walker blocked Goessling's 46-yard attempt) |
| Blocked an opponents' FG attempt for a TD | Louisiana Tech, 2007 (Brandon Jenkins blocked D. Horwedel's 36-yard attempt, Dustin Mouzon 55-yard return) |
| Blocked two opponents' FG attempts | Northern Arizona, 2009 |
| Had a punt blocked | Alabama, 2009 |
| Had a punt blocked for a TD | Alabama, 2003 |

| | |
|--|---|
| Had a kickoff returned for a TD | Auburn, 2010 |
| Had a punt returned for a TD | Arkansas, 2010 |
| Had an interception returned for a TD | Tennessee, 2010 |
| Had a fumble returned for a TD | BYU, 2011 |
| Missed a PAT kick | Mississippi State, 2010 |
| Had a PAT kick blocked | Mississippi State, 2010 |
| Had a PAT kick blocked and returned for a two-point conversion | Auburn, 2009 |
| Blocked an opponent's PAT kick | Florida, 2008 (Kentrell Lockett blocked J. Phillip's attempt) |
| A successful two-point conversion | Arkansas, 2007 (Mike Wallace pass from Brent Scheaffer, 4th quarter) |
| Had a field goal attempt blocked | LSU, 2009 (Joshua Shene's 45-yard attempt) |
| Had two field goal attempts blocked | Kentucky, 2005 (Robert Bass' 39-yd attempt, Matt Hinkle's 44-yard attempt) |
| Gained a first down off a fake field goal attempt | Georgia, 1995 |
| Scored a touchdown off a fake field goal attempt | Alabama, 2008 (Jason Cook 9-yard pass from Rob Park) |
| Gained a first down off a fake punt | Mississippi State, 2009 (Reggie Hicks 20-yard pass from Billy Tapp) |
| Recovered an onside kick | Auburn, 2010 (Fon Ingram) |
| Shut out an opponent | Mississippi State, 2008 (45-0) |
| Was shut out | Arkansas, 1998 (34-0) |
| Played an overtime game | Jacksonville State, 2010 (L, 48-49) |
| Scored a safety | Texas Tech, 2008 (Patrick Trahan sacks Graham Harrell in the end zone) |
| Scored 2 safeties in the same game | Northern Illinois, 1993 (team) |
| Gave up a safety | LSU, 2005 |
| Had no turnovers | Kentucky, 2010 |
| Had no penalties | Jacksonville State, 2010 |
| Defeated a nationally ranked team | Oklahoma State, 2009 (#21-7, #21 Associated Press; #18 ESPN/USA Today Coaches) |
| Was ranked in top 25 | Final 2009 (#20 AP; #21 ESPN/USA Today Coaches) |
| Ended the year ranked in top 25 | 2009 (#20 AP; #21 ESPN/USA Today Coaches) |

THE LAST TIME AN OLE MISS PLAYER . . .

| | |
|-------------------------------------|---|
| Rushed 30 times | BenJarvus Green-Ellis vs. Missouri, 2007 (33) |
| Rushed 25 times | Dexter McCluster vs. Tennessee, 2009 (25) |
| Rushed for 250 yards | Dexter McCluster vs. Tennessee, 2009 (282) |
| Rushed for 200 yards | Brandon Bolden vs. Fresno State, 2010 (228) |
| Rushed for 150 yards | Brandon Bolden vs. Fresno State, 2010 (228) |
| Rushed for 100 yards | Jeff Scott vs. Southern Illinois, 2011 (118) |
| Passed for 400 yards | Eli Manning vs. Texas Tech, 2003 (409) |
| Passed for 300 yards | Jeremiah Masoli at Arkansas, 2010 (327) |
| Attempted 50 passes | Eli Manning vs. Arkansas, 2002 (56) |
| Attempted 40 passes | Jeremiah Masoli vs. Mississippi State, 2010 (44) |
| Attempted 30 passes | Jeremiah Masoli vs. Auburn, 2010 (33) |
| Completed 30 passes | Eli Manning vs. South Carolina, 2003 (30) |
| Completed 20 passes | Jeremiah Masoli vs. Mississippi State, 2010 (24) |
| Passed for 4 or more TDs | Jevan Snead vs. Mississippi State, 2008 (4) |
| Threw 3 or more interceptions | Jeremiah Masoli at Tennessee, 2010 (3) |
| Had 400 yards Total Offense | Jeremiah Masoli at Arkansas, 2010 (425) |
| Had 300 yards Total Offense | Jeremiah Masoli at Arkansas, 2010 (425) |
| Had 100 yards rushing and passing | Jeremiah Masoli vs. Vanderbilt, 2010 (104 rushing, 190 passing) |
| Had 100 yards rushing and receiving | Dexter McCluster vs. Arkansas, 2009 (123 rushing, 137 receiving) |
| Had 250 All-Purpose Yards | Dexter McCluster vs. Tennessee, 2009 (324) |
| Had 200 All-Purpose Yards | Jeff Scott vs. Southern Illinois, 2011 (210) |
| Caught 10 passes | Mike Espy vs. Tennessee, 2005 (10) |
| Caught 9 passes | Mike Espy vs. Auburn, 2005 (9) |
| Had 100 receiving yards | Markeith Summers at Arkansas, 2010 (104) |
| Scored 10 points kicking | Bryson Rose vs. Louisiana, 2010 (19) |
| Scored 4 touchdowns rushing | Dexter McCluster vs. Tennessee, 2009 |
| Scored 3 touchdowns rushing | Jeff Scott vs. Southern Illinois, 2011 |
| Scored 2 touchdowns rushing | Jeff Scott vs. Southern Illinois, 2011 (3) |
| Scored 3 touchdowns receiving | Chris Collins vs. Auburn, 2002 |
| Scored 2 touchdowns receiving | Markeith Summers at Arkansas, 2010 |
| Intercepted 3 passes | Don Price vs. Vanderbilt, 1986 (3) |
| Intercepted 2 passes | Dustin Mouzon vs. Memphis, 2007 (2) |
| Forced 3 fumbles | Rory Johnson vs. Vanderbilt, 2006 (3) |
| Recovered 2 fumbles | Rory Johnson vs. Vanderbilt, 2006 (2) |
| Punted for a 70-yard game average | Bill Smith vs. Southern Miss, 1984 (2-84.5) |
| Kicked a 45-yard Field Goal | Joshua Shene vs. LSU, 2009 (45) |
| Kicked a 50-yard Field Goal | Joshua Shene vs. Auburn, 2007 (51) |
| Kicked five field goals in game | Bryson Rose vs. Louisiana, 2010 (5) |
| Kicked four field goals in game | Bryson Rose vs. Louisiana, 2010 (5) |

BYU 14, OLE MISS 13

Game #1 • Sept. 3, 2011

Attendance: 55,124 • Vaught-Hemingway Stadium • Oxford, Miss.

OXFORD, Miss. - Defensive back Charles Sawyer returned an interception 96 yards for a touchdown, but BYU rallied to defeat Ole Miss 14-13 in front of 55,127 at Vaught-Hemingway Stadium in the season opener for both teams.

Ole Miss led 3-0 at halftime and stretched it to 10-0 with 8:34 left in the third quarter on a 96-yard interception return for a touchdown by Sawyer.

BYU trailed 13-0 early in the fourth quarter, but Jake Heaps hit Ross Apo for a 19-yard touchdown with 9:52 remaining to pull within 13-7. Less than five minutes later, BYU's defensive pressure forced Ole Miss quarterback Zack Stoudt to fumble, and Van Noy jumped on the football to cap a stunning comeback.

BYU won its first game as an independent after leaving the Mountain West Conference last year. Heaps completed 24 of 38 passes for 225 yards, one touchdown and one interception. The Cougars outgained the Rebels 318-208.

The first half was full of punts, defense and missed opportunities. BYU gained just 102 yards while Ole Miss managed just 93. Bryson Rose kicked a 20-yard field goal with 49 seconds left in the first half to give the Rebels a 3-0 halftime lead.

Ole Miss sophomore Barry Brunetti started at quarterback before giving way to Zack Stoudt late in the second quarter.

Stoudt's presence immediately energized the Rebels. The junior completed two passes for a combined 21 yards on his first drive, which ended in Rose's field goal just before the half. Stoudt finished 13 of 25 passing for 140 yards.

But the Rebels really didn't get going until Sawyer's interception, which stretched the lead to 10-0 and was the program's longest interception return for a touchdown since 2007. Another Rose field goal stretched the Rebels' lead to 13-0 early in the fourth quarter.

But the Cougars kept pounding away, with a 69-57 advantage in offensive plays. By the fourth quarter, the Rebels' defense looked gassed, and didn't have an answer for the BYU offense.

The biggest play was Stoudt's fumble. Three BYU defenders converged on Stoudt, slamming him to the turf as the ball popped loose. Van Noy took advantage of the opportunity, pouncing on the bouncing ball to lead the Cougars to the victory.

| | | | | | | |
|--------------------|-----|--|---|----|---|----|
| BYU | 0 | 0 | 0 | 14 | — | 14 |
| Ole Miss | 0 | 3 | 7 | 3 | — | 13 |
| 1st Quarter | | | | | | |
| (None) | | | | | | |
| 2nd Quarter | | | | | | |
| 0:49 | UM | B. Rose 20-yard field goal | | | | |
| 3rd Quarter | | | | | | |
| 8:34 | UM | C. Sawyer 96-yard interception return (B. Rose kick) | | | | |
| 4th Quarter | | | | | | |
| 14:15 | UM | B. Rose 29-yard field goal | | | | |
| 9:52 | BYU | R. Apo 19-yard pass from J. Heaps (J. Sorensen kick) | | | | |
| 5:09 | BYU | K. Van Noy 3-yard fumble return (J. Sorensen kick) | | | | |

| Team Stats | BYU | UM | Individual Leaders |
|-------------------|---------|---------|----------------------------|
| First Downs | 20 | 13 | Rushing |
| Rushes-Yards | 31-91 | 29-64 | BYU: J. DiLuigi, 12-56 |
| Passing Yards | 225 | 144 | B. Kariya, 11-35 |
| Att.-Comp.-Int. | 38-24-1 | 28-15-0 | UM: E. Davis, 12-33 |
| Total Plays-Yards | 69-316 | 57-208 | B. Bolden, 4-21 |
| Fumbles-Lost | 0-0 | 2-2 | Passing |
| Penalties-Yards | 6-40 | 4-40 | BYU: J. Heaps, 38-24-1-225 |
| Punts-Average | 5-36.2 | 4-56.8 | UM: Z. Stoudt, 25-13-0-140 |
| Punt Returns | 3-29 | 1-44 | Brunetti, 3-2-0-4 |
| KO Returns | 2-52 | 2-27 | Receiving |
| Interceptions | 0-0 | 1-96 | BYU: J. DiLuigi, 5-32 |
| Possession Time | 34:37 | 25:23 | R. Apo, 4-46 |
| 3rd Down Conv. | 6/13 | 3/12 | J. Logan, 4-52 |
| 4th Down Conv. | 0/0 | 0/2 | D. Moncrief, 3-16 |
| Sacks By-Yards | 0-0 | 1-9 | J. Scott, 2-25 |

OLE MISS 42, SOUTHERN ILLINOIS 24

Game #2 • Sept. 10, 2011

Attendance: 58,504 • Vaught-Hemingway Stadium • Oxford, Miss.

OXFORD, Miss. (AP) - Jeff Scott waited more than a season for a chance to be Ole Miss' featured running back. Four touchdowns later, the sophomore certainly made the most of his opportunity.

The 5-foot-7, 175-pound Scott rushed for three touchdowns and added another on a punt return, turning in a spectacular performance as Ole Miss downed Southern Illinois 42-24 on Saturday night.

Scott scored three touchdowns in the first six minutes of the game with the third coming on a 67-yard punt return that ended with him tip-toeing down the right sideline and just inside the bright orange pylon. It gave Ole Miss a 21-0 lead and the rout appeared to be well underway.

But the rest of the game wasn't as easy. Ole Miss (1-1) had a 35-10 lead early in the third quarter before Southern Illinois responded with two touchdown drives in the second half to pull within 35-24.

Steve Strother rushed for 116 yards for Southern Illinois (1-1), but the Salukis couldn't overcome four interceptions thrown by Paul McIntosh.

Ole Miss was playing without its top two running backs - seniors Brandon Bolden and Enrique Davis - after the pair suffered injuries in last week's season opener against BYU. But Scott was stellar in their place, rushing for touchdowns of 37 and 4 yards in the opening minutes before the punt return for a touchdown pushed the Rebels' lead to 21-0 with 9:09 remaining in the first half.

Scott's fourth touchdown of the night stretched the Rebels' lead to 35-10 with 10:23 left in the third quarter, but SIU responded with two touchdowns to pull within 35-24 with 6:39 remaining in the fourth quarter.

Zack Stoudt was decent in his first start as the Ole Miss quarterback, completing 11 of 18 passes for 118 yards and a touchdown.

Randall Mackey also saw his first action behind center, completing his only pass attempt for 18 yards and rushing for 36 yards on six carries.

Southern Illinois outgained Ole Miss 420-315. But Ole Miss coach Houston Nutt didn't dwell on the less-than-stellar numbers.

| | | | | | | |
|--------------------|-----|--|---|---|---|----|
| Southern Illinois | 3 | 7 | 7 | 7 | — | 24 |
| Ole Miss | 21 | 7 | 7 | 7 | — | 42 |
| 1st Quarter | | | | | | |
| 11:20 | UM | J. Scott 37-yard run (B. Rose kick) | | | | |
| 10:51 | UM | J. Scott 4-yard run (B. Rose kick) | | | | |
| 09:09 | UM | J. Scott 67-yard punt return (B. Rose kick) | | | | |
| 03:01 | SIU | J. MacLachlan 33-yard field goal | | | | |
| 2nd Quarter | | | | | | |
| 11:58 | UM | J. Mosley 3-yard pass from Z. Stoudt (B. Rose kick) | | | | |
| 03:09 | SIU | J. Hampton 2-yard run (J. MacLachlan kick) | | | | |
| 3rd Quarter | | | | | | |
| 10:23 | UM | J. Scott 7-yard run (B. Rose kick) | | | | |
| 00:03 | SIU | R. Hicks 1-yard pass from P. McIntosh (J. MacLachlan kick) | | | | |
| 4th Quarter | | | | | | |
| 06:39 | SIU | C. Fuller 31-yard pass from P. McIntosh (J. MacLachlan kick) | | | | |
| 01:28 | UM | D. Thomas 3-yard run (B. Rose kick) | | | | |

| Team Stats | SIU | UM | Individual Leaders |
|-------------------|---------|---------|-------------------------------|
| First Down | 19 | 10 | Rushing |
| Rushes-Yards | 38-223 | 40-179 | SIU: S. Strother, 10-116 |
| Passing Yards | 197 | 136 | P. McIntosh, 14-80 |
| Att.-Comp.-Int. | 14-30-4 | 12-19-0 | UM: J. Scott, 16-118 |
| Total Plays-Yards | 420 | 315 | D. Thomas, 9-42 |
| Fumbles-Lost | 0-0 | 2-1 | Passing |
| Penalties-Yards | 5-44 | 8-85 | BYU: P. McIntosh, 30-14-4-197 |
| Punts-Average | 47.7 | 42.2 | UM: Z. Stoudt, 18-11-0-118 |
| Punt Returns | 1-0 | 2-63 | R. Mackey, 1-1-0-18 |
| KO Returns | 3-78 | 5-104 | Receiving |
| Interceptions | 0-0 | 4-37 | BYU: J. Lantz, 4-75 |
| Possession Time | 30:57 | 29:03 | L. Standiford, 2-60 |
| 3rd Down Conv. | 7/15 | 3/9 | UM: J. Logan, 4-54 |
| 4th Down Conv. | 3/3 | 0/0 | D. Moncrief, 2-19 |
| Sacks By-Yards | 2-16 | 1-1 | J. Mosley, 2-5 |