



SOUTH CAROLINA GAMECOCKS

2015 FOOTBALL GAME NOTES

VANDERBILT (2-3, 0-2) at SOUTH CAROLINA (2-4, 0-4)
Williams-Brice Stadium (80,250), Columbia, S.C.
October 17, 2015, 4:00 pm, SEC Network

ON THE AIR

TELEVISION

National Broadcast SEC Network
 Play-by-Play Dave Neal
 Analysis Matt Stinchcomb
 Sideline Kayce Smith

RADIO

National Broadcast None
 Play-by-Play N/A
 Analysis N/A
 Sideline N/A

Gamecock IMG Sports Network

Play-by-Play Todd Ellis
 Analysis Tommy Suggs
 Sideline Langston Moore
Satellite Radio..... Sirius 83/XM 190

QUICK FACTS

Location Columbia, S.C.
 Founded 1801
 Enrollment 32,972
 Head Coach Steve Spurrier
 Alma Mater Florida (1967)
 South Carolina Record 86-49 (11th year)
 Career Record 228-89-2 (26th year)
 Deke Adams Defensive Line
 Kirk Botkin* Linebackers
 Shawn Elliott Co-Off. Coord./Offensive Line
 Jon Hoke Co-Def. Coord./Defensive Backs
 G.A. Mangus Quarterbacks/Tight Ends
 Joe Robinson Special Teams Coordinator
 Everette Sands Running Backs
 Steve Spurrier Jr.* Co-Off. Coord./WR/RC
 Lorenzo Ward Co-Defensive Coordinator
 Assistant AD/Media Relations Steve Fink
 Fink Email finksc@mailbox.sc.edu
 Fink Office 803-777-7987
 Fink Cell 803-240-5268
 Official Website www.gamecocksonline.com
 Press Box 803-777-2040

*-in booth



2015 SOUTH CAROLINA SCHEDULE

	vs. NORTH CAROLINA TAR HEELS: Thursday, September 3 Bank of America Stadium, Charlotte, N.C.; Attend: 51,664 Moore picks off 2 passes to earn SEC Defensive POW; Carson's 48-yard TD is the game-winner	SC 17, UNC 13 SC 1-0 Overall; 0-0 SEC
	vs. KENTUCKY WILDCATS: Saturday, September 12 Williams-Brice Stadium, Columbia, S.C.; Attend: 82,178 17-point halftime deficit too much to overcome; Mitch sidelined by sprained right shoulder	UK 26, SC 22 SC 1-1 Overall; 0-1 SEC
	at #7/8 GEORGIA BULLDOGS: Saturday, September 19 Sanford Stadium, Athens, Ga.; Attend: 92,746 Orth makes first career start; Nuñez gives offense spark; Fry hits from 51 for career long FG.	UGA 52, SC 20 SC 1-2 Overall; 0-2 SEC
	vs. UCF KNIGHTS: Saturday, September 26 Williams-Brice Stadium (80,250), Columbia, S.C.; Attend: 78,411 Nuñez rushes for 123, passes for 184 in first career start; Holloman intercepts 2 passes	SC 31, UCF 14 SC 2-2 Overall; 0-2 SEC
	at MISSOURI TIGERS: Saturday, October 3 Memorial Stadium (72,000), Columbia, Mo.; Attend: 66,751 Both teams held under 300 yards of offense; Mizzou wins turnover battle 3-0	MIZ 24, SC 10 SC 2-3 Overall; 0-3 SEC
	vs. LSU TIGERS: Saturday, October 10 Tiger Stadium (102,321), Baton Rouge, La.; Attend: 42,058 Venue moved to Baton Rouge due to 1,000-year flood; Fenton first KOR for TD since 2002	LSU 45, SC 24 SC 2-4 Overall; 0-4 SEC
	vs. VANDERBILT COMMODORES: Saturday, October 17 - 4 pm - SEC Network Williams-Brice Stadium (80,250), Columbia, S.C. South Carolina leads 20-4; South Carolina has won the last 6 meetings	
	at TEXAS A&M AGGIES: Saturday, October 31 - TBA - TBA Kyle Field (102,512), College Station, Texas Texas A&M leads 1-0; South Carolina's first trip to College Station	
	at TENNESSEE VOLUNTEERS: Saturday, November 7 - TBA - TBA Neyland Stadium (102,455), Knoxville, Tenn. Tennessee leads 24-7-2; Last three games have been decided by three points or less	
	vs. FLORIDA GATORS: Saturday, November 14 - TBA - TBA Williams-Brice Stadium (80,250), Columbia, S.C. Florida leads 24-8-3; South Carolina has won 4 of the last 5 meetings	
	vs. THE CITADEL BULLDOGS: Saturday, November 21 - TBA - TBA Williams-Brice Stadium (80,250), Columbia, S.C. South Carolina leads 40-7-3; South Carolina has won 25 of the last 27 meetings	
	vs. CLEMSON TIGERS: Saturday, November 28 - TBA - TBA Williams-Brice Stadium (80,250), Columbia, S.C. Clemson leads 66-42-4; South Carolina has won 5 of the last 6 meetings	

QUICKLY...

- ◆ It's Homecoming Weekend when the South Carolina Gamecocks (2-4, 0-4 SEC) host the Vanderbilt Commodores (2-3, 0-2 SEC) on Saturday, October 17. The game will be televised by the SEC Network with kick set for 4 p.m. ET. Dave Neal, Matt Stinchcomb and Kayce Smith have the call for the Network.
- ◆ Due to the "1,000-Year Flood" which moved last week's game from Columbia to Baton Rouge, this week's game will be the only home game for the Gamecocks between September 26 and November 14, a seven-week stretch.
- ◆ The Gamecocks are off to a 2-4 start and an 0-4 conference record. It's their slowest start since the 1999 season when they were winless in all 11 contests.
- ◆ The schedule makers did no favors for South Carolina. With the exception of UCF, which is 0-6, the other five opponents that the Gamecocks have faced own a combined 21-6 record, a .778 percent winning percentage.

2015 SEC STANDINGS

EASTERN DIVISION

	SEC	PCT	PF	PA	ALL	PCT	PF	PA
Florida	4-01	.000	101	49	6-0	1.000	193	86
Kentucky	2-1	.667	56	49	4-1	.800	130	109
Georgia	2-2	.500	124	110	4-2	.667	223	130
Missouri	1-2	.333	40	52	4-2	.667	110	81
Tennessee	1-2	.333	85	83	3-3	.500	223	154
Vanderbilt	0-2	.000	30	58	2-3	.250	106	92
S. Carolina	0-4	.000	76	147	2-4	.333	124	174

WESTERN DIVISION

	SEC	PCT	PF	PA	ALL	PCT	PF	PA
LSU	3-01	.000	111	64	5-0	1.000	189	110
Texas A&M	2-01	.000	58	38	5-0	1.000	196	105
Alabama	2-1	.667	102	67	5-1	.833	208	94
Ole Miss	2-1	.667	80	91	5-1	.833	281	118
Miss State	1-2	.333	53	60	4-2	.667	194	106
Arkansas	1-2	.333	59	75	2-4	.333	143	139
Auburn	0-2	.000	30	62	3-2	.600	123	127

Last Week in the SEC

October 10

*LSU 45, South Carolina 24

*Tennessee 38, Georgia 31

*Alabama 27, Arkansas 14

*Florida 21, Missouri 3

Ole Miss 52, New Mexico State 3

Mississippi State 45, Troy 17

This Week in the SEC

October 15

*Auburn at Kentucky, 7 pm

October 17

*Vanderbilt at South Carolina, 4 pm

Ole Miss at Memphis, Noon

Louisiana Tech at Mississippi State, Noon

*Alabama at Texas A&M, 3:30 pm

*Florida at LSU, 7 pm

*Missouri at Georgia, 7:30 pm

Next Week in the SEC

October 24

*Auburn at Arkansas, Noon

*Tennessee at Alabama, 3:30 or 7 pm

*Texas A&M at Ole Miss, 3:30 or 7 pm

*Missouri at Vanderbilt, 4 pm

Western Kentucky at LSU, 7 pm

*Kentucky at Mississippi State, 7:30 pm

Note: All times Eastern



A South Carolina win over Vanderbilt would...

- ◆ Give the Gamecocks their first SEC win of the season and snap a two-game losing streak.
- ◆ Be its seventh-straight over the Commodores, tying for the longest in history, matching the streak from 2000-06. The Gamecocks have won six-straight, 13 of the last 15 and 20 of the previous 24 meetings with Vanderbilt.
- ◆ Improve head coach Steve Spurrier's record over Vanderbilt to 21-2. His 20 wins against Vanderbilt matches his 20 career victories over Kentucky for most wins over any opponent.

YOU ARE LOOKING LIVE: It's Homecoming Weekend as the South Carolina Gamecocks (2-3, 0-3 SEC) host the Vanderbilt Commodores (2-3, 0-2 SEC) on Saturday, Oct 17. The game will be televised by the SEC Network with kick set for 4 p.m. ET. Dave Neal has the call for the Network with Matt Stinchcomb adding the color commentary. Kayce Smith is the sideline reporter.

A HISTORY LESSON: 2015 marks the 122nd season of intercollegiate football at the University of South Carolina, dating back to 1892. It is the 109th-consecutive year in which South Carolina has competed on the gridiron. The University did not field a team in either 1893 or 1906. Carolina is 28 games over the .500 mark with an all-time record of 585-557-44. The Gamecocks were nine games under .500 until head coach Steve Spurrier took the reins in 2005, but are 37 games over since that time (86-49).

SEC, SEC: 2015 marks South Carolina's 24th year of football in the Southeastern Conference. Carolina and Arkansas joined the league prior to the 1992 campaign. The Gamecocks earned their first SEC Eastern Division title in the 2010 season. Carolina was 37-66-1 (.361) in SEC action from 1992-2004, but are 44-40 (.524) in conference play since Coach Spurrier took the reins, including a 21-15 mark (.583) since the start of the 2011 season.

IT'S GOOD TO BE BACK HOME AGAIN: Due to the "1,000-Year Flood" which moved last week's game from Columbia to Baton Rouge, this week's game against Vanderbilt will be the only home game for the Gamecocks between September 26 and November 14, a seven-week stretch.

THE LAST TIME OUT: The Gamecocks held their own for the first 30 minutes against the No. 7/5 LSU Tigers last week in Baton Rouge, but could not keep Leonard Fournette and company in check in the second half in a 45-24 LSU win. The game was scheduled to be played in Columbia, but the record flood forced the change of venue, a decision made just three days prior to the game. Fournette, a Heisman candidate, had just 49 yards on 15 carries in the first half, but used an 87-yard TD run on the second play of the second half en route to a 158-yard performance. He was outdone by teammate Derrius Guice, who rushed for 161 yards, as the Tigers rolled up 396 rushing yards and 624 total yards. **Perry Orth**, making just his second start, completed 14-of-28 passes for 200 yards and two scores with one interception. **Pharoh Cooper** caught seven passes for 105 yards with a TD.

GET HIM THE BALL: True freshman **Rashad Fenton** touched the ball for the first time in a college game last Saturday and made it memorable. The Miami, Fla. native returned a kickoff 96 yards for a touchdown. It was the first kickoff return for a score by the Gamecocks since Matthew Thomas went 95 yards against Virginia on Sept. 7, 2002.

ANOTHER C-NOTE FOR COOP: Junior wide receiver **Pharoh Cooper** caught seven passes for 105 yards and a touchdown at LSU. The TD pass was a 43-yard reception and he added a 42-yard catch. It was his third 100-yard receiving game of the season and seventh of his career.

THAT'S A FIRST: Junior defensive end **Marquavius Lewis** is starting to get the hang of this SEC action. The junior college transfer led the team with a career-high nine tackles at LSU, including his first career sack, a 12-yard loss. He also had a quarterback hurry in the contest.

BALANCING ACT: Through six games, the Gamecock offensive attack is as even as it can get. The Gamecocks have rushed 217 times for 1,025 yards and have passed 161 times for an identical 1,025 yards. South Carolina is averaging 170.8 yards both on the ground and through the air.

IT AIN'T OVER 'TIL IT'S OVER: The Gamecocks have trailed heading into halftime in all six games this season. They have rallied from behind to win two of those contests (North Carolina and UCF).

HOME SWEET HOME: The Gamecocks are 23-4 in their last 27 home games (.852) and 39-7 (.848) in their last 46 home games. Carolina had its school-record 18-game home winning streak snapped in the 2014 season opener. The school's previous longest home winning streak was 15 games, set from 1978-80. The only home losses since the start of the 2009 season have come to top-ranked Florida in 2009, to 17th-ranked Arkansas in 2010 and to defending national champion Auburn in 2011 before the 2014 home losses to Texas A&M, Missouri and Tennessee and a 2015 loss to Kentucky.

HOME CROWD ADVANTAGE: The Gamecocks have played in front of 13 sellouts in their last 16 home contests. The Gamecocks ranked 16th in the nation in home attendance in 2014 with an average of 81,381 per game, including a season-high 84,232 against Georgia, the fifth-largest crowd to attend a game in Columbia. Three of 2014's home crowds figured in the top-30 all-time at Williams-Brice Stadium.

2015 Polls

Associated Press

1.	Ohio State (27)	6-0	1411
2.	Baylor (13)	5-0	1390
3.	TCU (3)	6-0	1354
4.	Utah (16)	5-0	1350
5.	Clemson (1)	5-0	1260
6.	LSU	5-0	1231
7.	Michigan State	6-0	1139
8.	Florida	6-0	1075
9.	Texas A&M (1)	5-0	1046
10.	Alabama	5-1	1034
11.	Florida State	5-0	937
12.	Michigan	5-1	894
13.	Ole Miss	5-1	803
14.	Notre Dame	56-1	766
15.	Stanford	4-1	662
16.	Oklahoma State	6-0	614
17.	Iowa	6-0	520
18.	UCLA	4-1	487
19.	Oklahoma	4-1	342
20.	Northwestern	5-1	317
21.	Boise State	5-1	260
22.	Toledo	5-0	237
23.	California	5-1	204
24.	Houston	5-0	121
25.	Duke	5-1	114

Amway Coaches

1.	Ohio State (47)	6-0	1547
2.	Baylor (8)	5-0	1463
3.	TCU (5)	6-0	1441
4.	Michigan State (1)	6-0	1358
5.	LSU (1)	5-0	1288
6.	Clemson	5-0	1245
7.	Utah (1)	5-0	1239
8.	Florida State	5-0	1080
9.	Alabama	5-1	1052
10.	Texas A&M	5-0	1028
11.	Florida	6-0	1001
12.	Ole Miss	5-1	837
13.	Notre Dame	56-1	786
14.	Michigan	5-1	760
15.	Oklahoma State	6-0	689
16.	Stanford	4-1	677
17.	Iowa	6-0	525
18.	UCLA	4-1	466
19.	Oklahoma	4-1	432
20.	Boise State	5-1	321
21.	Northwestern	5-1	242
22.	Memphis	5-0	185
23.	California	5-1	174
24.	Duke	5-1	154
25.	Toledo	5-0	149

FEELS LIKE THE FIRST TIME: Fifteen Gamecocks have made their first career starts this season. **Carlton Heard, Marquavius Lewis, Connor Mitch, Deebo Samuel and Taylor Stallworth** did so in the season-opening win over North Carolina. **Larenz Bryant** earned the start for the first time in his career against Kentucky. **Terry Googer** and **Perry Orth** made their first career starts at Georgia. Those who earned their first start against UCF were **Jacob August, Zack Bailey, D.J. Neal, Lorenzo Nuñez** and **Dante Sawyer**. Bailey, Neal and Nuñez are all true freshmen. **Matrick Belton** made his first start at Missouri and **David Williams** got the start at LSU.

WINS IN THE DECADE: The Carolina 2013 senior class was the winningest class in school history with 42 victories, closely followed by the 2014 class that logged 40 wins. South Carolina sits just outside the top-10 winningest Division I FBS programs in this decade:

Rk.	School	'10	'11	'12	'13	'14	'15	All
1.	Oregon	12	12	12	11	13	3	63
	Alabama	10	12	13	11	12	5	63
	Florida State	10	9	12	14	13	5	63
4.	N. Illinois	11	11	12	12	11	3	60
	Boise State	12	12	11	8	12	5	60
6.	Michigan St.	11	7	13	11	6	5	59
7.	Stanford	12	11	12	11	8	4	58
8.	LSU	11	13	10	10	8	5	57
9.	Oklahoma	12	10	10	11	8	4	55
10.	Wisconsin	11	11	8	9	11	4	54

S. Carolina 9 11 11 11 7 2 51

QUARTERBACK ROULETTE: The Gamecocks have started three different quarterbacks this season, with **Connor Mitch** (North Carolina and Kentucky), **Perry Orth** (Georgia and LSU) and **Lorenzo Nuñez** (UCF and Missouri) each making a pair of starts. Mitch and Nuñez are both currently nursing shoulder injuries. Here's how the QBs have fared in their starts:

QB	Opp.	----Passing----			---Rushing---		
		C-A-I	Yds.	TD	Att.	Yds.	TD
Mitch	UNC	9-22-0	122	1	10	44	0
Mitch	Kentucky	4-7-0	43	0	4	7	1
Orth	Georgia	6-17-1	66	0	3	-2	1
Nuñez	UCF	12-22-0	184	2	18	123	0
Nuñez	Missouri	15-24-3	172	1	15	60	0
Orth	LSU	14-28-1	200	2	4	16	0

STABILITY UP FRONT...: The Gamecocks have had stability in the offensive line, as the same player has started every game at four of the five spots. LT **Brandon Shell**, LG **Mike Matulis**, RG **Will Sport** and RT **Mason Zandi** have answered the bell in each tilt. **Alan Knott** has made four starts at center with **Zack Bailey** making the other two.

BUT FLUIDITY AT THE SKILL POSITIONS: In addition to three different starting quarterbacks (**Connor Mitch, Perry Orth** and **Lorenzo Nuñez**), the Gamecocks have started three tailbacks (**Brandon Wilds, Shon Carson** and **David Williams**), and seven wide receivers (**Pharoh Cooper, Deebo Samuel, Carlton Heard, Shamier Jeffery, Terry Googer, D.J. Neal, and Matrick Belton**) through six games.

FIRST START UNDER THE HBC: Here's how South Carolina quarterbacks have fared in their first collegiate start in the Steve Spurrier Era:

NAME	OPP.	YEAR	W/L	C	A	I	YDS	TD
B. Mitchell	UCF	2005	W	18	23	0	330	3
A. Heffner	Auburn	2005	L	15	23	0	133	1
C. Smelley	ULL	2007	W	10	14	1	101	1
T. Beecher	NC St.	2008	W	14	22	4	106	0
S. Garcia	LSU	2008	L	14	26	1	215	1
C. Shaw	ECU	2011	W	7	15	0	110	1
D. Thompson	ECU	2012	W	21	37	0	330	3
C. Mitch	UNC	2015	W	9	22	0	122	1
P. Orth	UGA	2015	L	6	17	1	66	0
L. Nuñez	UCF	2015	W	12	22	0	184	2

QUARTERBACKS UNDER THE HBC: Here are the records of the starting Carolina quarterbacks under head coach Steve Spurrier:

Quarterback	Starts	Record	Pct.
Connor Shaw	32	27-5	.844
Stephen Garcia	34	20-14	.588
Blake Mitchell	23	13-10	.565
Dylan Thompson	16	10-6	.625
Chris Smelley	15	9-6	.600
Syvelle Newton	7	4-3	.571
Connor Mitch	2	1-1	.500
Lorenzo Nuñez	2	1-1	.500
Perry Orth	2	0-2	.000
Tommy Beecher	1	1-0	1.000
Antonio Heffner	1	0-1	.000
TOTALS	135	86-49	.637

MITCH ON THE MEND: **Connor Mitch**, who was Carolina's starting quarterback in each of the first two games, has been sidelined since suffering a sprained right shoulder in week two against Kentucky. He hopes to begin resuming some throwing in practice this week.

THE ORTH QUAKE: Former walk-on quarterback **Perry Orth**, who went on scholarship prior to the start of the season, figures to make his second-straight start and third of the season against Vanderbilt. Orth, who spent part of the summer working in a local grocery store stocking shelves, has completed 37-of-75 passes (49.3 percent) for 483 yards with three touchdowns and three interceptions. He entered the season having completed just 1-of-3 passes for five yards. His first extensive duty came in relief of Mitch against Kentucky, where he responded by completing 13-of-20 passes for 179 yards with one touchdown and one interception. He made his first career start at Georgia, where he completed 6-of-17 passes for 66 yards with an interception. His second start was much better, as he hit on 14-of-28 passes for 200 yards with two touchdowns and an interception at LSU.

NEXT MAN UP: Redshirt freshman **Michael Scarnecchia** is listed second on the depth chart at quarterback this week. Scarnecchia, more of a traditional dropback passer, made his collegiate debut last week, taking the final series at LSU. He completed his only pass attempt for nine yards.

Career Start Chart

Player	'11	'12	'13	'14	'15	All
Brandon Shell	RS	10	13	13	6	42
Gerald Dixon Jr.	RS	2	1	12	6	21
Pharoh Cooper	-	-	1	12	6	19
Skai Moore	-	-	4	9	6	19
T.J. Gurley	-	2	2	10	4	18
Will Sport	RS	0	1	11	6	18
Mike Matulis	5	5	RS	0	6	16
Brandon Wilds	5	0	2	4	3	14
Rico McWilliams	-	RS	2	6	5	13
Jerrell Adams	-	0	1	5	6	12
Gerald Dixon	RS	0	1	11	0	12
Alan Knott	-	-	RS	8	4	12
Clayton Stadnik	-	RS	7	5	0	12
Chaz Elder	-	RS	6	3	1	10
T.J. Holloman	-	RS	3	4	3	10
Jonathan Walton	-	-	0	6	4	10
Jordan Diggs	-	RS	1	2	6	9
Al Harris Jr.	-	-	-	4	5	9
David Johnson	-	-	RS	5	3	8
Chris Lammons	-	-	-	7	1	8
Cody Waldrop	-	RS	6	2	0	8
Darius English	-	RS	1	6	0	7
Chris Moody	-	RS	0	7	0	7
Mason Zandi	-	RS	1	0	6	7
Isaiah Johnson	-	-	-	-	6	6
Marquavius Lewis	-	-	-	-	6	6
Cedrick Cooper	RS	0	0	1	3	4
Jacob August	-	-	-	RS	3	3
Shon Carson	RS	0	1	0	2	3
Dante Sawyer	-	-	-	-	3	3
Taylor Stallworth	-	-	-	0	3	3
B. Allen-Williams	-	-	-	2	0	2
Zack Bailey	-	-	-	-	2	2
Mattrick Belton	-	-	-	RS	2	2
Phillip Dukes	RS	0	1	1	0	2
Carlton Heard	-	-	RS	0	2	2
Shamier Jeffery	RS	-	-	1	1	2
Connor Mitch	-	-	RS	0	2	2
Lorenzo Nuñez	-	-	-	-	2	2
Perry Orth	-	-	RS	0	2	2
Deebo Samuel	-	-	-	RS	2	2
Larenz Bryant	-	-	-	0	1	1
Terry Googer	-	-	-	RS	1	1
D.J. Neal	-	-	-	-	1	1
D.J. Smith	-	-	-	1	0	1
Da. Williams	-	-	RS	0	1	1

2015 Carolina Rankings

Category	Avg.	SEC	NCAA
Scoring Offense	20.7	13	111
Rushing Offense	170.8	9	70
Passing Offense	170.8	12	108
Passing Efficiency	111.9	13	109
Total Offense	341.7	13	107
Scoring Defense	29.0	14	85
Rushing Defense	207.7	13	106
Passing Defense	220.3	12	65
Pass Efficiency Defense	141.5	13	101
Total Defense	428.0	14	98
Kickoff Returns	27.6	3	10
Punt Returns	10.0	8	47
Net Punting	39.3	7	39
Turnover Margin	0.0	8	73
Sacks	1.7	9	85
Tackles for Loss	4.8	11	101
Sacks Allowed	1.7	7	51

THE FRESHMAN PHENOM: True freshman **Lorenzo Nuñez**, who began the fall listed fourth on the depth chart, took over as the starting signal-caller against UCF before injuring his shoulder at Missouri. In his first career start against UCF, the 6-3, 210-pounder, rushed for a game-high 123 yards and hit on 12-of-22 pass attempts for 184 yards and two touchdowns with no turnovers. In his first road SEC start, at Mizzou, he led the team with 15 carries for 60 yards and completed 15-of-24 passes for 172 yards with a touchdown, but was picked off three times. In relief duty at Georgia, he rushing 10 times for a team-high 76 yards, including a pair of 17-yard scampers, and completed 4-for-5 passes for 18 yards. For the season, Nuñez is 31-of-51 (60.8 percent) for 374 yards and three touchdowns with three interceptions. Despite playing in just four of six games, he is also Carolina's leading rusher with 45 carries for 299 yards, an average of 6.6 yards per carry, with one touchdown.

BY LAND OR BY AIR: True freshman quarterback **Lorenzo Nuñez** rushed for 123 yards and threw for 184 against UCF. It was the first time a Carolina player had both rushed and passed for more than 100 yards in a game since Connor Shaw did so against Clemson in 2011 (107 rush/210 pass).

NUÑEZ NOTABLES:

- **Lorenzo Nuñez** became the first true freshman quarterback to start for Steve Spurrier since Jesse Palmer did so for Florida at Auburn in 1997.
- **Lorenzo Nuñez** became the first true freshman quarterback to start for South Carolina since Mikal Goodman during the 1999 season.
- **Lorenzo Nuñez** became the first true freshman quarterback to start and win a game for South Carolina since Steve Taneyhill in 1992.
- **Lorenzo Nuñez** became the third Gamecock starting quarterback this season, joining **Connor Mitch** and **Perry Orth**. The last time South Carolina had three different quarterbacks start games during a season was in 2008 when Tommy Beecher, Chris Smelley and Stephen Garcia all started.

RUNNIN' WILDS: Fifth-year senior **Brandon Wilds** hopes to return to duty this week after missing the last three games with bruised ribs. The 6-2, 220-pounder rambled for 106 yards on 16 carries against Kentucky, his fifth-career 100-yard rushing game. He was limited to just five carries for 24 yards against Georgia before leaving with bruised ribs. Wilds is averaging 5.2 yards per carry this season and 5.0 for his career.

1,000-YARD CAREER RUSHERS: **Brandon Wilds** is 27th on Carolina's all-time list in career rushing with 1,458 yards.

No.	PLAYER	YEARS	ATT.	YARDS	AVG.
1.	George Rogers	1977-80	954	5,204	5.5
24.	Troy Hambrick	1996-98	302	1,586	5.3
25.	Jeff Grantz	1972-75	405	1,577	3.9
26.	Alex Hawkins	1956-58	339	1,490	4.4
27.	Brandon Wilds	2011-15	291	1,458	5.0

100-100 CLUB: The Gamecocks recorded a 100-yard rusher and a 100-yard receiver in the same game for just the third time since the start of the 2011 season when **Brandon Wilds** carried 16 times for 106 yards and **Pharoh Cooper** caught nine passes for 100 yards against Kentucky. The same duo accomplished the feat last season against Tennessee when Wilds ran for 143 yards and Cooper logged a school-record 233 receiving yards.

PHAROH IS KING: One of the most versatile players in all of college football is junior wide receiver **Pharoh Cooper**. The 5-11, 207-pounder from Havelock, N.C. is the Gamecocks' best bet to earn All-America accolades after a breakout season a year ago. His preseason accolades are many, but most notably, he earned three spots on the SEC Coaches' first-team all-conference squad, as a wide receiver, an all-purpose back and a return specialist. He is a preseason candidate for the Maxwell, Hornung and Biletnikoff awards.

SOUTH CAROLINA PHAROH: **Pharoh Cooper** had a special season in 2014. He set the school record for receiving yards in a game with 233 against Tennessee and logged the third-highest single-season receiving yards total in school history with 1,136, a mark topped by only Alshon Jeffery and Sidney Rice. He accounted for 13 touchdowns: 9 receiving, 2 rushing and 2 passing.

2015-THE YEAR OF PHAROH: **Pharoh Cooper** caught nine passes for 100 yards against Kentucky, had nine more catches for 102 yards at Missouri, then had seven for 105 yards and a score at LSU, his seventh-career 100-yard receiving game. He ranks sixth in the SEC with 5.5 receptions per game and is seventh with 71.2 receiving yards per game.

TRIPLE CROWN THREAT: **Pharoh Cooper** is not just a great pass catcher, but can also run and throw. He has averaged 8.0 yards per carry in his career, rushing 61 times for 490 yards with four touchdowns, and has completed 8-of-14 passes for 101 yards with three scores. He also returns punts with a career long of 36 yards.

AMONG THE BEST: With 105 career receptions, **Pharoh Cooper** became just the 15th player in Gamecock history to record 100 or more career receptions. He currently ranks tied for 14th with Philip Logan. He is also just 137 yards away from moving into the top-10 at Carolina for receiving yards in a career.

RECEPTIONS

No.	PLAYER	YEARS	REC.	YARDS	AVG.
1.	Kenny McKinley	2005-08	207	2,781	13.4
8.	Sidney Rice	2005-06	142	2,233	15.7
9.	Cory Boyd	2003-07	117	1,303	11.1
10.	Stanley Pritchett	1992-95	116	1,097	9.5
11.	Brandon Bennett	1991-94	111	984	8.9
12.	Ryan Brewer	1999-02	107	1,136	10.6
13.	Bruce Ellington	2011-13	106	1,586	15.0
14.	Philip Logan	1974-77	105	2,063	19.6
	Pharoh Cooper	2013-15	105	1,617	15.4

Carolina Trends

	Under	
	2015	Spurrier
Overall	2-4	86-49
Home	1-1	54-18
Road	0-3	25-26
Neutral	1-0	7-5
Grass	2-3	77-42
Turf	0-1	9-7
August	0-0	4-1
September	2-2	31-13
October	0-2	24-16
November	0-0	22-14
December	0-0	2-3
January	0-0	3-2
Leading after 1st Quarter	1-0	49-10
Tied after 1st Quarter	0-1	17-7
Trailing after 1st Quarter	1-3	20-32
Leading at Halftime	0-0	61-10
Tied at Halftime	0-0	9-5
Trailing at Halftime	2-4	16-34
Leading after 3rd Quarter	1-0	72-10
Tied after 3rd Quarter	0-0	4-4
Trailing after 3rd Quarter	1-4	10-35
When Scoring First	1-1	51-15
When Opponent Scores First	1-3	35-34
Largest Halftime Lead	0	49
Largest Halftime Deficit	17	31
Largest Come From Behind Win	7	17
Score 20 or more Points	1-3	71-23
Score 30 or more Points	1-0	50-8
Opponents Score 20 or less	2-0	60-9
Games Decided by 3 or less	0-0	12-10
Games Decided by 10 or less	1-1	37-25
Rush for 100 Yards or more	2-3	73-21
Rush for 150 Yards or more	2-2	49-10
Pass for 200 Yards or more	0-2	53-34
Pass for 300 Yards or more	0-0	15-11
Total 400 Yards or more	1-1	38-13
Opp. Rush less than 100 yards	1-0	35-4
Opp. Pass less than 200 yards	0-2	51-26
Opp. Total less than 300 yards	1-1	41-7
Commit More Turnovers	0-2	22-35
Commit Fewer Turnovers	2-0	46-4
Commit Equal Turnovers	0-2	18-10
Lead in Time of Possession	2-1	54-15
Trail in Time of Possession	0-3	32-34

RECEIVING YARDS

1. Alshon Jeffery (2009-11)	3,042
2. Kenny McKinley (2005-08)	2,781
3. Sterling Sharpe (1983-87)	2,497
4. Zola Davis (1995-98)	2,354
5. Sidney Rice (2005-06)	2,233
6. Robert Brooks (1988-91)	2,211
7. Jermale Kelly (1997-00)	2,181
8. Philip Logan (1974-77)	2,063
9. Fred Zeigler (1967-69)	1,876
10. Troy Williamson (2002-04)	1,754

Pharoh Cooper (2013-15) 1,617

KING TUTT CHDOWN: With touchdown receptions against North Carolina, UCF and LSU, **Pharoh Cooper** has moved into South Carolina's top-10 for receiving touchdowns in a career:

RECEIVING TOUCHDOWNS

1. Sidney Rice (2005-06)	23
Alshon Jeffery (2009-11)	23
3. Robert Brooks (1988-91)	19
Jermale Kelly (1997-00)	19
Kenny McKinley (2005-08)	19
6. Sterling Sharpe (1983-87)	17
Zola Davis (1995-98)	17
8. Bruce Ellington (2011-13)	16
9. Philip Logan (1974-77)	15
10. Toby Cates (1991-94)	13
Monty Means (1992-95)	13
Troy Williamson (2002-04)	13
Ace Sanders (2010-12)	13
Pharoh Cooper (2013-15)	13

STATISTICAL ODDITY: **Pharoh Cooper** was the only player in the Division I football to be his team's top returning passer and receiver and is the only Division I player to be his team's top returning passer and punt returner.

WHO'S NEXT?: **Pharoh Cooper** is the odds-on favorite to keep this streak alive – The Gamecocks have had a first-team All-America selection in six-straight seasons: **Eric Norwood** (2009), **Alshon Jeffery** (2010), **Melvin Ingram** (2011), **Jadeveon Clowney** (2012 and 2013), **Kelcy Quarles** (2013) and **A.J. Cann** (2014).

HELP! I NEED SOMEBODY: The Gamecocks continue to look for another receiver to take the pressure off **Pharoh Cooper**. However, the entire wide receiver corps outside of Cooper had combined for just eight career receptions entering the 2015 campaign, and all of those were collected by senior **Shamier Jeffery** for a total of 41 yards. Jeffery can boast that he and his older brother, Alshon, have combined for the most receptions by a pair of brothers at South Carolina with 195. The wideouts have combined for 55 catches this season with 60 percent (33) brought in by Cooper.

CAROLINA WIDE RECEIVERS:

	2015	Career
Player	Rec-Yards-TD	Rec-Yards-TD
Pharoh Cooper	33-427-3	105-1617-13
Shamier Jeffery	4-44-0	12-85-0
Matrick Belton	6-43-0	6-43-0
Carlton Heard	5-78-0	5-78-0
Deebo Samuel	3-30-0	3-30-0
Terry Googer	2-39-0	2-39-0
D.J. Neal	1-15-0	1-15-0
Hayden Hurst	1-9-0	1-9-0

ADAMS' WAY: Senior tight end **Jerrell Adams**, a 6-6, 231-pounder from Pinewood, S.C., has 13 receptions for 200 yards this season, including a pair of touchdown receptions. He has 51 career catches for 756 yards, a 14.8-yard average with six touchdowns. Adams has also produced in the classroom, as he is a two-time member of the SEC Fall Academic Honor Roll and was named the recipient of the prestigious Dr. Harris Pastides Outstanding Student-Athlete Representative of the University of South Carolina at the 2015 Garnet & Black Spring Game.

CAROLINA TIGHT ENDS:

	2015	Career
Player	Rec-Yards-TD	Rec-Yards-TD
Jerrell Adams	13-200-2	51-756-6
Jacob August	4-38-1	4-38-1
Kyle Markway	1-14-0	1-14-0

DIAMONDS AREN'T FOREVER: 22-year-old walk-on freshman **Hayden Hurst** was added to the Carolina football roster this summer. Hurst was originally committed to attend Florida State on a baseball scholarship, before electing to turn pro and signed a contract with the Pittsburgh Pirates organization. He was drafted as a pitcher and eventually was moved to first base before giving up the game for good. He was encouraged to walk-on at South Carolina by **Perry Orth**, who he has known for years. Hurst moved from tight end to wide receiver after the UCF game and caught his first pass, a 9-yard reception, at LSU.

THE SHELL GAME: The Gamecocks feature an experienced first unit up front, headlined by fifth-year senior left tackle **Brandon Shell**. Shell, a 6-6, 328-pounder from Goose Creek, S.C. who has been tabbed to some preseason All-SEC units, made the move from right tackle to left tackle this season, a position where he made his first career start (at Vanderbilt in 2012), before moving to the right side where he made 36 consecutive starts entering the season. His 42 career starts is more than any other two players on the squad combined and is the eighth-highest total in school history.

THE MIKE MAN: Fifth-year senior offensive lineman **Mike Matulis**, who was penciled in as the starting right guard a year ago, but suffered a left knee injury midway through fall camp and only saw limited time during the season before undergoing surgery, returns for his final campaign. The 6-5, 293-pounder from Boynton Beach, Fla., was a first-team Freshman All-American in 2011, and gives Carolina veteran leadership up front. He has started 16 games in his career, the first 10 at tackle, while battling shoulder and knee injuries.

TURNING IT OVER: The Gamecocks, like most teams, have their most success when they win the turnover battle. The Gamecocks are 2-0 when they have won the turnover battle this season, going plus-3 against North Carolina and plus-1 versus UCF. They are 0-2 when even in turnovers (Kentucky and Georgia) and are 0-2 when committing more turnovers (minus-3 at Missouri and minus-1 at LSU). For the season, they are even.

Preseason Lists

JERELL ADAMS

Mackey Award Watch List

PHAROH COOPER

1st-team All-SEC (WR) - Coaches

1st-team All-SEC (AP) - Coaches

1st-team All-SEC (RS) - Coaches

1st-team All-SEC (AP) - Media

2nd-team All-SEC (WR) - Media

2nd-team All-SEC (RS) - Media

1st-team All-SEC (AP) - Athlon

1st-team All-America (AP) - Athlon

2nd-team All-America (AP) - SI.com

1st-team All-SEC (WR) - Phil Steele

3rd-team All-America (WR) - Phil Steele

Maxwell Award Watch List

Hornung Award Watch List

Biletznikoff Award Watch List

ELLIOTT FRY

2nd-team All-SEC - Media

3rd-team All-SEC - Coaches

3rd-team All-SEC - Athlon

Groza Watch List

Allstate AFCA Good Works Team nominee

ALAN KNOTT

Rimington Watch List

SKAI MOORE

3rd-team All-SEC - Athlon

4th-team All-SEC - Phil Steele

BRANDON SHELL

3rd-team All-SEC - Coaches

3rd-team All-SEC - Media

3rd-team All-SEC - Phil Steele

Outland Trophy Watch List

BRANDON WILDS

Walker Award Watch List

Pronunciation Guide

Jerell Adams.....jur-EL

Rivers Bedenbaugh.....BEE-den-baw

Matrick Belton.....MAT-trick

Toure Boyd.....TOR-ee

Larenz Bryant.....luh-RENZ

Trey Derouen.....duh-ROO-un

Daniel Fennell.....fen-EL

Garrison Gist....."G" in Gist like in "go"

Terry Googer.....GOO-ger

Jakob Huechtker.....HECK-ter

Shamier Jeffery.....shuh-MEER

Ulric Jones.....YOU-rick

Abu Lamin.....ah-BOO la-MEEN

Chris Lammons.....luh-MONZ

Marquavius Lewis.....mar-QUAY-vee-us

Mike Matulis.....muh-TOO-lis

Skai Moore.....SKY

Lorenzo Nuñez.....NOON-yez

Michael Scarnecchia.....scar-NECK-ee-ah

Jerad Washington.....JEHR-id

Boosie Whitlow.....BOO-see

Malik Young.....muh-LEEK

SACK ATTACK: The Gamecocks, under new co-defensive coordinator **Jon Hoke**, are looking to find ways to get more pressure on the quarterback. Last year, the first year without Jadeveon Clowney since 2010, Carolina recorded just 14 sacks all season. The Gamecocks tallied four sacks in the season opener against North Carolina and are well on their way to surpassing last year's total, as they have 10 this season. Here are the sack numbers for 2015 and for their career:

SACKS	2015	CAREER
Darius English	1.5	3.0
Gerald Dixon	0.0	3.0
Dante Sawyer	2.5	2.5
Kelsey Griffin	1.5	2.0
Jordan Diggs	0.0	2.0
T.J. Holloman	0.0	2.0
Phillip Dukes	1.5	1.5
Gerald Dixon Jr.	0.0	1.5
Skai Moore	0.0	1.5
Cedrick Cooper	1.0	1.0
Marquavius Lewis	1.0	1.0
Boosie Whitlow	1.0	1.0
Larenz Bryant	0.0	1.0
Bryson Allen-Williams	0.0	0.5

THE SKAI'S THE LIMIT: The Gamecocks top linebacker is **Skai Moore**. Moore, a junior from Cooper City, Fla., has led the team in tackles in each of the past two years, becoming the first player to do so since Emanuel Cook (2007-08), and is well on his way to leading the team for a third-straight year. His 58 stops is nearly as many as the next two players combined. The last to do it three years in a row was Tony Watkins (1992-94). The 6-2, 218-pounder who garnered Defensive MVP honors in the 2014 Independence Bowl, tallied a team-high 11 tackles and a pair of interceptions in the season opening win over North Carolina, earning SEC Defensive Player of the Week accolades.

It was the third time he's logged two interceptions in a game, also in the 2014 Capital One Bowl versus Wisconsin and in 2014 against South Alabama. He has recorded double-

SKAI MOORE - 2015

Opponent	Tackles	INT
N. Carolina	11	2
Kentucky	8	1
Georgia	12	0
UCF	9	0
Missouri	12	0
LSU	6	0
Total	58	3

figures in tackles in three of six games, is fourth in the SEC averaging 9.7 tackles per game and is tied for second in the SEC with three interceptions. Moore now owns 207 career tackles and 10 interceptions.

PICKIN' AND GRINNIN': South Carolina linebacker **Skai Moore** has 10 career interceptions, including three this season, two in the opener against North Carolina and one against Kentucky. He is among the school's all-time leader in career interceptions:

CAREER INTERCEPTIONS

1. Bo Davies (1969-71).....14
2. Dick Harris (1969-71).....12
3. Henry Laws (1973-75).....11
Robert Perlotte (1979-81).....11
Pat Bowen (1979-82).....11
Bryant Gillard (1982-84).....11
Robert Robinson (1985-88).....11
8. 8 players tied.....10
Last: **Skai Moore (2013-15).....10**

PICK THIS: The Gamecocks intercepted 11 passes a season ago. Carolina has six picks after six games this season. **Skai Moore** (North Carolina) and **T.J. Holloman** (UCF) each have a two-interception game this season, with both coming from the MIKE linebacker position. Here are the individual INT numbers for 2015 and career:

INTERCEPTIONS	2015	Career
Skai Moore	3	10
Isaiah Johnson	0	6
T.J. Holloman	2	5
T.J. Gurley	0	2
Jordan Diggs	1	1
Chris Moody	0	1
Jonathan Walton	0	1
Gerald Dixon Jr.	0	1
Chaz Elder	0	1

WAVING THE WHEAT GOODBYE: Senior safety **Isaiah Johnson** graduated from the University of Kansas, came to Carolina late in the summer, and quickly moved into a starting role. The Cary, N.C. product picked off six passes in the last two seasons for the Jayhawks. The 6-0, 209-pounder was voted the Big 12 Coaches' Defensive Newcomer of the Year in 2013. He is second on the squad with 35 tackles.

Tracking the 2015 Opponents

Opponent (Date vs. SC)	2015	Last Game	Next Game
North Carolina (9/3)	4-1	W, 38-31 at Georgia Tech	Wake Forest (10/17)
Kentucky (9/12)	4-1	W, 34-27 OT vs E. Kentucky	vs Auburn (10/15)
Georgia (9/19)	4-2	L, 38-31 at Tennessee	vs Missouri (10/17)
UCF (9/26)	0-6	L, 40-13 vs UConn	at Temple (10/17)
Missouri (10/3)	4-2	L, 21-3 vs Florida	at Georgia (10/17)
LSU (10/10)	5-0	W, 45-24 vs South Carolina	vs Florida (10/17)
Vanderbilt (10/17)	2-3	W, 17-13 at Middle Tennessee	at South Carolina (10/17)
Texas A&M (10/31)	5-0	W, 30-17 vs Mississippi State	vs Alabama (10/17)
Tennessee (11/7)	3-3	W, 38-31 vs Georgia	at Alabama (10/24)
Florida (11/14)	6-0	W, 21-3 at Missouri	at LSU (10/17)
The Citadel (11/21)	3-2	W, 39-12 vs Wofford	at Samford (10/17)
Clemson (11/28)	5-0	W, 43-24 vs Georgia Tech	vs Boston College (10/17)
Opp. Overall Record	45-20 (.692)		

Media Services

Weekly Press Conference:

Head Coach Steve Spurrier conducts his weekly press conference at noon ET on Tuesdays in the Media Interview Room, located underneath the west stands of Williams-Brice Stadium. Media members attending the press conference should enter the stadium through Gate 4 near the press elevator on the west side of the stadium off Bluff Road. Cross the concourse and walk down the Hall of Captains to the Media Interview Room. The press conference will be streamed live on the official website of South Carolina Athletics, www.gamecocksonline.com. Selected players are also available for interviews either from 11:30 - noon or from 12:20 - 12:45 p.m. The University of South Carolina media relations office will make Coach Spurrier's weekly press conference available for the media via an FTP site. For more information, contact Director of Digital Media Matt Freed at mfreed@mailbox.sc.edu.

Spurrier Sunday Teleconference:

Head coach Steve Spurrier will participate in a weekly teleconference on Sundays at 2 p.m. ET, beginning Sept. 6. To participate, media members can call 1-800-793-6775. Contact Assistant Athletics Director/Media Relations Steve Fink for the passcode.

SEC Teleconference:

The Southeastern Conference will host a weekly press teleconference each Wednesday from Aug. 26 through Nov. 25. The teleconference, open to the media, will feature the head coach from each team every week. Coach Spurrier's schedule time is 11:10 a.m. ET. Contact the SEC Media Relations office at for the number and passcode.

Carolina Calls:

Head coach Steve Spurrier and play-by-play voice Todd Ellis host the weekly Carolina Calls radio show from Wild Wing Cafe in the Vista on Thursday nights from 7-8 p.m. ET. Carolina Calls can be heard on the flagship station of Carolina Athletics, 107.5 The Game in Columbia.

THE FRISCO KID: Elliott Fry, a 6-0, 164-pound junior kicker from Frisco, Texas is 11-for-15 this season with a career long of 52 yards, missing from 57-, 42-, 49- and 44-yards out. His 1.8 field goals made per game is second in the SEC and eighth in the country. He is tied for seventh among SEC kickers, averaging 7.3 points per game. Fry is a 2015 Groza candidate, was nominated for the Allstate AFCA Good Works Team, was a second-team preseason All-SEC selection by the media and a third-team choice by the league's 14 coaches. Last season, he was a Groza Award semifinalist, connected on 18-of-25 field goals, ranked third in the SEC with 105 points, the third-highest single-season mark in school history, and was fifth in the SEC in points per game at 8.1.

YOU WANT A FRY WITH THAT?: Elliott Fry has hit on 44-of-58 career field goal attempts (75.9 percent) and on 116-of-117 extra points, including his last 110 in a row, a school record. His field goal percentage increases to 81.5 when he attempts from under 54-yards out (44-of-54). Fry was also a member of the 2014 SEC Fall Academic Honor Roll.

ALWAYS BETTER WHEN IT'S FRY: Junior Elliott Fry is moving up the South Carolina charts in several career categories:

FIELD GOALS MADE

1. Collin Mackie (1987-90).....72
2. Ryan Succop (2005-08).....49
3. **Elliott Fry (2013-15)44**
4. Mark Fleetwood (1981-83)39
- Reed Morton (1993-96).....39

FIELD GOALS ATTEMPTED

1. Collin Mackie (1987-90).....98
2. Ryan Succop (2005-08).....69
3. **Elliott Fry (2013-15) 58**
4. Reed Morton (1993-96).....54
5. Mark Fleetwood (1981-83)53

FIELD GOAL PERCENTAGE

1. Spencer Lanning (2007-10).....773 (34 of 44)
2. **Elliott Fry (2013-15)759 (44 of 58)**
3. Josh Brown (2003-05).....741 (20 of 27)
4. Mark Fleetwood (1981-83)736 (39 of 53)
5. Collin Mackie (1987-90).....735 (72 of 98)

PATs MADE

1. Scott Hagler (1983-86)117
2. **Elliott Fry (2013-15) 116**
3. Collin Mackie (1987-90).....114

4. Ryan Succop (2005-08).....104
5. Daniel Weaver (2000-03).....88

PATs ATTEMPTED

1. Scott Hagler (1983-86)118
2. **Elliott Fry (2013-15) 117**
3. Collin Mackie (1987-90).....115
4. Ryan Succop (2005-08).....106
5. Daniel Weaver (2000-03).....94

PAT PERCENTAGE (Min. 40 Made)

1. Adam Yates (2008-12).....1.000 (49 of 49)
2. Scott Hagler (1983-86)992 (117 of 118)
3. **Elliott Fry (2013-15)991 (116 of 117)**
Collin Mackie (1987-90).....991 (114 of 115)
5. Ryan Succop (2005-08).....981 (104 of 106)

CONSECUTIVE PATs

1. **Elliott Fry (2013-15) 110**
2. Scott Hagler (1984-86)82

POINTS SCORED

1. Collin Mackie (1987-90)330
2. Ryan Succop (2005-08)251
3. **Elliott Fry (2013-15)248**
4. Marcus Lattimore (2010-12)246
5. George Rogers (1977-80).....202

FROM WAY DOWNTOWN: Junior placekicker **Elliott Fry** connected on a career-long 52-yard field goal against UCF. That came on the heels of a then-career long 51-yarder at Georgia the previous week. Entering the 2015 season his long was 47 yards. The 52-yarder was the longest field goal by a Gamecock since Ryan Succop connected from 54-yards out against Arkansas in 2008 and tied for the sixth-longest in school history. Here are the longest field goals in Carolina history:

LONGEST FIELD GOALS

- | | | | | |
|-----|-----------|--------------------|----------------|-----------------|
| 1. | 58 | Mark Fleetwood | Georgia | 09/25/82 |
| 2. | 55 | Ryan Succop | Vanderbilt | 10/21/06 |
| 3. | 54 | Scott Hagler | Clemson | 11/23/85 |
| | 54 | Ryan Succop | Arkansas | 11/08/08 |
| 5. | 53 | Mark Fleetwood | NC State | 10/29/83 |
| 6. | 52 | Tommy Bell | NC State | 09/25/71 |
| | 52 | Scott Hagler | NC State | 11/02/85 |
| | 52 | Collin Mackie | East Carolina | 09/17/88 |
| | 52 | Elliott Fry | UCF | 09/26/15 |
| 10. | 51 | Mark Fleetwood | Cincinnati | 10/02/82 |
| | 51 | Spencer Lanning | Furman | 09/18/10 |
| | 51 | Adam Yates | Florida | 10/20/12 |
| | 51 | Elliott Fry | Georgia | 09/19/15 |

MR. AUTOMATIC: **Elliott Fry** has extended his school record to 110-straight made PATs. He ranks fifth among active kickers in that category.

Weekly Media Availability

SUNDAY	MONDAY	TUESDAY	WEDNESDAY	THURSDAY	FRIDAY	SATURDAY
Coach Spurrier holds a teleconference at 2 p.m. (No in-person availability). No player availability.	No media availability.	Coach Spurrier holds a noon press conference. Selected players are available around the press conference. Defensive players/assistant coaches are available after practice. All requests must be in to Steve Fink by 11 a.m.	Gamecock offensive players/assistant coaches are available after practice. All requests must be in to Steve Fink by 11 a.m. Coach Spurrier is on the SEC conference call at 11:10 a.m. ET.	Either co-Defensive coordinator Jon Hoke or Lorenzo Ward will be available coming off the practice field. There is no player availability. Coach Spurrier's weekly radio show is from 7-8 p.m. ET.	Head coach Steve Spurrier and either co-defensive coordinator Jon Hoke or Lorenzo Ward will be available for network television only. There is no player availability.	Coach Spurrier, and either Coach Hoke or Coach Ward and requested players will be available in Media Interview Room following the game. The Gamecocks' locker room is closed to the media.

KELLY'S A HERO: Sean Kelly has proven to be a valuable addition. The former FAU Owl ranks seventh in the SEC in punting with a 42.2-yard average. The junior walk-on got off to a fast start in the season opener against North Carolina, punting five times for a 46.2-yard average, including a 60-yarder and two that were downed inside the 10-yard line. It was the Gamecocks' first punt of 60 yards or more since 2011 when Joey Scribner-Howard launched a 60-yarder at Mississippi State. The 5-10, 189-pounder from Oakland, Fla., who punted for FAU for two seasons, also ran 17 yards for a first down on a fake punt for South Carolina's initial first down of the season, and made the tackle on the return of a field goal attempt that came up short, that may have kept points off the scoreboard. For the season, he has punted 24 times with four over 50 yards and 12 inside the 20.

CAPTAIN, MY CAPTAIN: South Carolina had individual game captains early in the season before electing permanent team captains prior to the LSU game. The permanent captains are **Pharoh Cooper, Isaiah Johnson, Mike Matulis** and **Skai Moore**.

2014 IN REVIEW: South Carolina football concluded its 121st season of intercollegiate football in 2014 with a record of 7-6, including a 3-5 mark in the SEC. Five of the 13 games were decided by three points or less, while the difference in seven of the 13 contests was just one score. It marked the seventh-consecutive winning season for the Gamecocks, tying the school record set from 1928-34, and extending their school record to 11-straight seasons with at least a .500 record. The Gamecocks capped the season with a 24-21 win over Miami (Fla.) in the Duck Commander Independence Bowl. It marked the fourth-straight bowl victory for the Gamecocks.

THE BEAT GOES ON: The Gamecocks are coming off their fourth bowl win in as many seasons, something that had never been accomplished previously. Carolina defeated Nebraska, 30-13, in the 2012 Capital One Bowl, slipped past Michigan, 33-28, in the 2013 Outback Bowl, then outscored Wisconsin, 34-24, in the 2014 Capital One Bowl before defeating Miami (Fla.), 24-21, in the Duck Commander Independence Bowl following the 2014 season. The Gamecocks are one of just four FBS schools, joining Michigan State, Texas A&M and Louisiana-Lafayette, to have a bowl victory in each of the last four years. Carolina's overall bowl record stands at 8-12. The Gamecocks dropped their first eight bowl games from 1946-88, but have won eight of the last 12.

NON-CONFERENCE SUCCESS: The Gamecocks' 31-14 win over UCF marked their 21st win in their last 22 non-conference games. The Gamecocks had won 18-straight non-conference games until losing to Clemson in the 2014 regular season finale. Prior to that, Carolina's last non-conference loss came to Florida State in the 2010 Chick-fil-A Bowl.

WE REMEMBER THE NINE:

The nine victims of the Emanuel African Methodist Episcopal Church shooting in Charleston on June 17 are being remembered by the South Carolina Gamecocks throughout the 2015 football season. A specially designed sticker adorns the South Carolina football helmets this year.

The original logo was designed by artist Gil Shuler of Mount Pleasant. The version for the helmet is garnet and depicts the Palmetto tree shaped by nine flying doves to represent each of the victims - Cynthia Marie Graham Hurd, Susie Jackson, Ethel Lee Lance, Depayne Middleton-Doctor, Clementa C. Pinckney, Tywanza Sanders, Daniel Simmons, Sharonda Coleman-Singleton, and Myra Thompson.

Shuler created this version and the original version of the logo without any intent for financial gain, and South Carolina will not be making the sticker available for sale. For any businesses that have asked permission and used his copyrighted logo, Shuler requested that all proceeds go back to the Emanuel Church in Charleston.



Gamecocks In The NFL

Name	Team	Position
Antonio Allen*	New York Jets	Safety
Rory Anderson*	San Francisco 49ers	Tight End
Jasper Brinkley	New York Giants	Linebacker
Damiere Byrd#	Carolina Panthers	Wide Receiver
A.J. Cann	Jacksonville Jaguars	Offensive Guard
Jadeveon Clowney	Houston Texans	Defensive End
Jared Cook	St. Louis Rams	Tight End
Chris Culliver	Washington Redskins	Cornerback
Justice Cunningham#	St. Louis Rams	Tight End
Mike Davis	San Francisco 49ers	Running Back
Patrick DiMarco	Atlanta Falcons	Fullback
Bruce Ellington	San Francisco 49ers	Wide Receiver
Clifton Geathers*	Pittsburgh Steelers	Defensive End
Stephon Gilmore	Buffalo Bills	Cornerback
Melvin Ingram	San Diego Chargers	Linebacker
Alshon Jeffery	Chicago Bears	Wide Receiver
T.J. Johnson	Cincinnati Bengals	Center
Johnathan Joseph	Houston Texans	Cornerback
Spencer Lanning	Chicago Bears	Punter
Jamon Meredith	Tennessee Titans	Offensive Tackle
Captain Munneryn	Minnesota Vikings	Cornerback
Ronald Patrick#	Cleveland Browns	Offensive Guard
Corey Robinson	Detroit Lions	Offensive Tackle
Connor Shaw*	Cleveland Browns	Quarterback
Darian Stewart	Denver Broncos	Safety
Ryan Succop	Tennessee Titans	Placekicker
D.J. Swearinger	Tampa Bay Buccaneers	Safety
Devin Taylor	Detroit Lions	Defensive End
Dylan Thompson#	San Francisco 49ers	Quarterback
*-Injured Reserve #Practice Squad		

Carolina Football Radio Affiliates

Abbeville	WZLA-FM 92.9	Greenville	WROO-FM 104.9
Aiken/Edgefield	WKSX-FM 92.7	Hilton Head	WVGB-AM 1490
Allendale	WDOG-FM 93.5	Hilton Head	WVGB-FM 94.5
Camden	WPUB-FM 102.7	Lake City	WHYM-AM 1260
Camden	WCAM-AM 1590	Myrtle Beach	WSYN-FM 103.1
Charleston	WWIK-FM 98.9	Newberry	WKDK-AM 1240
Chesterfield	WVSZ-FM 107.3	Rock Hill	WRHM-FM 107.1
Columbia	WNKT-FM 107.5	Rock Hill	WVSZ-FM 107.3
Florence	WFRK-FM 93.5	Seneca	WSNW-AM 1150
Florence	WHYM-AM 1260	Seneca	WSNW-FM 94.1
Gaffney	WZZQ-AM 1500	Sumter	WIBZ-FM 95.5
Gaffney	WZZQ-FM 104.3	Union	WBCU-AM 1460

In-Season Accolades

Player	Game	Honor
Skai Moore	North Carolina	SEC Defensive Player of the Week

BEST CAROLINA WINS: Five of Carolina's top seven wins, based on the AP ranking at the time of the game, have come since 2009. Here are the Gamecocks' top 10 wins in school history:

No.	Date	Opponent	AP Rank	Score
1.	10/09/10	vs Alabama	1	35-21
2.	10/24/81	at North Carolina	3	31-13
3.	09/24/09	vs Ole Miss	4	16-10
4.	10/06/12	vs Georgia	5	35-7
	10/26/13	at Missouri	5	27-24
6.	09/24/88	vs Georgia	6	23-10
	09/13/14	vs Georgia	6	38-35
8.	10/04/07	vs Kentucky	8	38-23
	11/21/87	vs Clemson	8	20-7
	11/14/53	at West Virginia	8	20-14

ROAD WARRIORS: South Carolina is 0-3 on the road this season. The Gamecocks went 2-3 on the road in 2014, and are 14-11 in their last 25 true road contests. Eight of their 11 road losses in that stretch came to teams ranked in the top-25 in the country, including seven in the top-11: at No. 8 Arkansas in 2011, at No. 9 LSU and No. 3 Florida in 2012, at No. 11 Georgia in 2013, at No. 5 Auburn and at No. 23 Clemson in 2014; and at No. 7 Georgia and No. 7 LSU this season.

NEUTRAL SITE WINS: The Gamecocks have won their last six contests when playing at a neutral site. They defeated East Carolina in Charlotte to open the 2011 season, then won four-straight bowl games, topping Nebraska in Orlando, Michigan in Tampa, Wisconsin in Orlando and Miami (Fla.) in Shreveport, La., before winning the 2015 season opener in Charlotte against North Carolina. The last neutral site loss came against Florida State in Atlanta in the 2010 Chick-fil-A Bowl.

THE HBC: Steve Spurrier is in his 11th season directing the Carolina football program. He has logged an 86-49 mark (.637) in Columbia. The Head Ball Coach is the school's winningest coach and is second in games coached behind Rex Enright (140). Coach Spurrier owns a 228-89-2 mark (.718) in 26 seasons as a college head coach.

STAFF CHANGE: The Gamecocks made one change to their coaching staff during the offseason, hiring **Jon Hoke** to serve as a co-defensive coordinator along with **Lorenzo Ward**. Hoke will focus on the passing game, while Ward will concentrate on the running game. **Grady Brown** moved into a quality control position.

THEY'RE BACK: The Gamecocks welcomed 43 returning letterwinners to begin the 2015 fall camp. The 43 lettermen consist of 16 offensive players, 24 defensive players and three special teams players. The Gamecocks lost 26 lettermen, including 14 on offense and nine on defense and three special teams performers.

IT'S A NUMBERS GAME: The Gamecocks returned 54 percent of their rushing yards, three percent of their passing yards and 47 percent of their receiving yards from a year ago. Eight of the squad's top 10 tacklers returned for the '15 season.

RETURNING STARTERS: The Gamecocks list 13 returning starters from the 2014 squad (four on offense, eight on defense and one specialist). The returning offensive starters are WR **Pharoh Cooper**, OC **Alan Knott**, OT **Brandon Shell** and RG **Will Sport**. The returning defensive starters include DE **Gerald Dixon**, DT **Gerald Dixon Jr.**, DE **Darius English**, SS **T.J. Gurley**, CB **Chris Lammons**, FS **Chris Moody**, LB **Skai Moore** and LB **Jonathan Walton**. The returning specialist is PK **Elliott Fry**.

EARNING THEIR KEEP: Four former walk-ons have been rewarded with scholarships since the end of the 2014-15 school year. Those having their school paid for the first time include junior quarterback **Perry Orth**, junior deep snapper **Drew Williams**, and tailbacks **Rod Talley** and **Darius Paulk**.

BIG SPRING: The Gamecocks put up a big number in the classroom this spring, logging a Spring 2015 team GPA of 2.938, the highest on record. Gamecock student-athletes have posted a 3.0 GPA in 17-consecutive semesters.

IN THE CLASSROOM: The Gamecocks placed 35 players on the 2014 SEC Fall Academic Honor Roll. Among those who made the SEC Honor Roll include returnees **Jerell Adams**, **Landon Ard**, **Pharoh Cooper**, **Jordan Diggs**, **Gerald Dixon Jr.**, **Elliott Fry**, **Garrison Gist**, **Kelley Griffin**, **Ali Groves**, **T.J. Gurley**, **T.J. Holloman**, **Rico McWilliams**, **Devin Potter**, **Jasper Sasser**, **Brandon Shell**, **Will Sport**, **Cody Waldrop** and **Drew Williams**.

TOTING THE SHEEPSKIN: Ten Gamecocks will have earned their degree prior to the start of the 2015 season, including: **Landon Ard**, **Cedrick Cooper**, **Gerald Dixon**, **Gerald Dixon Jr.**, **Phillip Dukes**, **Garrison Gist**, **Shamier Jeffery**, **Isaiah Johnson**, **Mike Matulis** and **Brandon Shell**.

GONE BUT NOT FORGOTTEN: The Gamecocks have lost three players with season-ending injuries which came during practice. Redshirt freshman wide receiver **Shaq Davidson** suffered a knee injury that required surgery, and true freshman wide receiver **Jerad Washington** suffered a broken leg. Offensive lineman **Cody Waldrop** broke his right ankle on September 5 and will likely miss the remainder of the season as well.

WORKING OVERTIME: The Gamecocks were 1-1 in overtime games in 2014 and are 2-3 all-time in games decided in the extra session. They won their first overtime game in school history when they defeated Missouri, 27-24, in two overtimes on October 26, 2013 in Columbia, Mo., and won in "The Swamp" over Florida by a 23-20 count in 2014. All three overtime losses have come against Tennessee by a field goal: a 23-20 setback on September 27, 2003 in Knoxville, and a 27-24 loss in Knoxville on October 27, 2007 and a 45-42 loss in Columbia on November 1, 2014.

LOOKING AHEAD: The Gamecocks have next week off before returning to SEC action on October 31 with the first-ever trip to Texas A&M.

Drive Chart Summary

South Carolina

Opp.	Drives	TD	FG	Missed	Punt	Downs	Fum	INT	Half	3-Out
UNC	11	2	1	1	5	1	0	0	1	3
UK	11	2	3	1	3	0	0	1	1	0
UGA	12	2	2	0	5	1	0	1	1	2
UCF	12	3	3	1	4	0	0	0	1	1
MIZZ	10	1	1	1	4	0	0	3	0	2
LSU	9	2	1	0	3	2	0	1	0	3
VAN										
A&M										
TENN										
FLA										
CIT										
CLEM										
TOT	65	12	11	4	24	4	0	6	4	11

Opponents

Opp.	Drives	TD	FG	Missed	Punt	Downs	Fum	INT	SAF	Half	3-Out
UNC	10	1	2	0	3	1	0	3	0	0	2
UK	11	3	1	0	5	0	0	1	0	1	5
UGA	11	7	1	0	2	0	1	0	0	0	1
UCF	13	2	0	0	5	2	0	2	1	1	4
MIZZ	11	3	1	0	5	0	0	0	0	2	4
LSU	11	6	1	0	3	0	0	0	0	1	0
VAN											
A&M											
TENN											
FLA											
CIT											
CLEM											
TOT	67	22	6	0	23	3	1	6	1	5	16

The Last Time They Met

GM #14/16 South Carolina 48
4 Vanderbilt 34



September 20, 2014
 Vanderbilt Stadium
 Nashville, Tenn.
 34,441



NASHVILLE, TENN.— After trailing 14-0 early in the game, No. 14 South Carolina came back to defeat Vanderbilt on the road, 48-34, Saturday night at Vanderbilt Stadium.

It only took 11 seconds into the game for the Commodores to get on the board as Darrius Sims found an alley on the opening kickoff and returned it 91 yards for a touchdown, his first of two of the night, to give Vanderbilt the early 7-0 lead.

Later in the quarter, Patton Robinette hit an open Davis Dudchuck for a 29-yard gain off of a play action pass to get the Commodores down to the South Carolina 27-yard line. Vanderbilt moved the ball down inside the 10, and on third-and-goal, Robinette connected with C.J. Duncan on a slant for an eight-yard touchdown to give the home team a 14-0 advantage.

On their third possession of the game, the Gamecocks were able to move the ball into Vanderbilt territory as senior quarterback Dylan Thompson hit Pharoh Cooper, who had been involved early and often, for a 22-yard gain. Unable to move deeper into the Commodores' end, Elliott Fry converted on a 45-yard field goal to cut the deficit to 14-3 with under 13 minutes left in the first half.

After forcing Vanderbilt to punt on its next possession, momentum began to shift. Back-to-back 19-yard gains from Cooper and Brandon Wilds moved the Gamecocks down to the Commodores' 42-yard line. Four plays later, Damiere Byrd slipped past his defender and Thompson connected with him at the back of the end zone for a 29-yard score to move within four at 14-10 with 5:58 on the clock.

Carolina grabbed its first lead of the night with 23 seconds left before halftime as Brison Williams jumped a late out-route from freshman Wade Freebeck, who entered the game in the first quarter after Robinette left the game with an injury. The defensive back returned the interception 53 yards to give the Gamecocks a 17-14 lead.

On the opening drive of the second half, South Carolina picked up where it left off in the second quarter and moved the ball into Vanderbilt territory. Facing a third-and-15, Thompson got the pass off to Cooper on the left sideline for a 15-yard gain. Following a review of the play, Thompson hit Shaq Roland on a 29-yard post route for a touchdown to extend the Gamecocks' lead to 24-14. On the ensuing kickoff though, Sims struck again, finding a crease and returning the ball 100 yards for his second touchdown of the game to bring Vanderbilt back to within three.

Fry extended the Gamecocks' lead to 27-21 on the next possession, converting from 43 yards out for his second field goal of the night with 6:42 on the clock. Late in the third quarter, the Carolina defense held the Commodores to a 25-yard field goal after Vanderbilt had a first-and-goal from the Gamecocks' five-yard line.

South Carolina responded with a 10-play, 61-yard drive that Thompson capped off by rolling to his right and finding Nick Jones in the corner of the end zone for a 7-yard touchdown to extend the lead to 34-24 with 10:34 left in the game. Vanderbilt followed with a 9-play drive that gave Tommy Openshaw a 46-yard field goal attempt to cut into the deficit, but J.T. Surratt came up with the Carolina's second blocked field goal of the season.

On Carolina's first play of the ensuing drive, Mike Davis lost a fumble. Vanderbilt used the opportunity to close to within seven, at 34-27, after Openshaw converted on a 30-yard field goal with 5:57 remaining.

South Carolina went into the wildcat on the next drive, and on the second play, Cooper broke a 70-yard run before being caught just before he crossed the goal line. Thompson came in on the following play and scored on a one-yard rush to make it 41-27.

After Bryson Allen-Williams recovered a fumble on the kickoff, redshirt David Williams capped off a short drive with a two-yard touchdown run with 1:32 on the clock. With 47 seconds left, Freebeck connected with Kris Kentera for a seven-yard touchdown to make it 48-34.



South Carolina	0	17	10	21	48
Vanderbilt	14	0	10	10	34

Scoring Summary

1st	14:49	VU	Sims 91-yard kick return (Openshaw kick)	0-7
1st	0:54	VU	Duncan 8-yard pass from Robinette (Openshaw kick) (8-60-4:47)	
2nd	12:50	SC	Fry 45-yard field goal (9-50-2:58)	0-14
2nd	5:58	SC	Byrd 29-yard pass from Thompson (Fry kick) (7-79-3:08)	3-14
2nd	0:23	SC	B. Williams 53-yard interception return (Fry kick)	10-14
3rd	9:59	SC	Roland 29-yard pass from Thompson (Fry kick) (11-75-5:01)	17-14
3rd	9:45	VU	Sims 100-yard kick return (Openshaw kick)	24-14
3rd	6:42	SC	Fry 43-yard field goal (9-41-2:57)	24-21
3rd	0:23	VU	Openshaw 25-yard field goal (10-88-6:19)	27-21
4th	10:34	SC	Jones 7-yard pass from Thompson (Fry kick) (10-61-4:43)	27-24
4th	5:57	VU	Openshaw 30-yard field goal (5-17-1:31)	34-24
4th	4:35	SC	Thompson 1-yard run (Fry kick) (3-75-1:29)	34-27
4th	1:32	SC	Williams 2-yard run (Fry kick) (5-26-2:56)	41-27
4th	0:47	VU	Kentera 7-yard pass from Freebeck (Openshaw kick) (4-70-0:38)	48-27

Team Statistics

	SC	VU
First Downs	24	18
Rushing	12	9
Passing	10	8
Penalty	2	1
Net Yards Rushing	212	156
Rushing Attempts	34	30
Net Yards Passing	237	223
Comp.-Att.-Int.	22-34-0	15-25-1
Total Offense Yards	449	379
Total Offense Plays	68	55
Fumbles: No.-Lost	3-1	2-1
Penalties: No.-Yards	5-35	7-75
Punts-Yards	3-122	3-144
Avg. Yards Per Punt	40.7	48.0
Punt Returns: No.-Yards	1-1	1-0
Kickoff Returns: No.-Yards	3-57	7-266
Interceptions: No.-Yards	1-53	0-0
Possession Time	31:02	28:58
Third Down Conversions	7-12	4-10
Fourth Down Conversions	0-0	0-0
Red Zone Scores-Chances	3-3	4-4
Sacks By: No.-Yards	1-7	1-9
PAT Kicks	6-6	4-4
Field Goals	2-2	2-3

Individual Statistics

RUSHING: SC: Davis 17-82; P. Cooper 2-74; D. Williams 4-25; Wilds 3-23; Carson 3-16; team 1-(-1); Thompson 4-(-7). **VU:** Webb 19-97; Seymour 6-32; Sherfeld 1-25; Robinette 2-3; Freebeck 1-3; Team 1-(-4).

PASSING: SC: Thompson 22-34-0-237. **VU:** Freebeck 11-20-1-168; Robinette 4-5-0-55.

RECEIVING: SC: P. Cooper 10-114; Davis 4-30; Jones 3-15; Roland 2-33; Byrd 1-29; Anderson 1-9; Wilds 1-7. **VU:** Scheu 3-83; Rayford 3-16; Kentera 2-46; Dudchuck 2-30; Dorrell 2-24; Wilkins 1-12; Duncan 1-8; Webb 1-4.

PUNT RETURNS: SC: P. Cooper 1-1. **VU:** Ellis 1-0.

KICKOFF RETURNS: SC: Carson 3-57. **VU:** Sims 3-217; Rivers 2-36; Marcus 2-13.

INTERCEPTION RETURNS: SC: B. Williams 1-53. **VU:** None.

The Last Time They Met Here

Game 3

#13/14 South Carolina 35, Vanderbilt 25




Sept. 14, 2013
Williams-Brice Stadium
Columbia, S.C.
81,371



COLUMBIA, S.C.— Behind senior quarterback Connor Shaw's 368 yards of total offense, South Carolina (2-1, 1-1 SEC) held on to defeat Vanderbilt 35-25 on Saturday night at Williams-Brice Stadium.

Shaw threw for 284 yards and three touchdowns on 21-for-29 passing while also leading the Gamecocks in rushing with 84 yards on 19 carries. Junior wide receiver Bruce Ellington made a career-best eight catches for 111 yards and a score, while sophomore running back Mike Davis added 144 all-purpose yards (77 rushing, 67 receiving) in the victory. Sophomore running back Brandon Wilds caught his first career TD pass, while junior Nick Jones also had a TD catch.



South Carolina scored on its first four possessions of the game. The first, set up by Ellington's 12-yard punt return to the Vandy 42, needed just six plays, with all the yards (27 passing, 15 rushing) coming from Shaw. Shaw hit Jones with a bullet toward the back of the end zone for a 12-yard touchdown pass. The second Gamecock drive went much longer, as it took 11 plays to cover 93 yards. Davis capped the drive with a four-yard run. The biggest play came on Davis' 38-yard catch-and-run from Shaw that put South Carolina on the Vandy 24.

Junior quarterback Dylan Thompson piloted the third drive, an eight-play, 76-yard one that ended with his three-yard draw for the score. He went 5-for-5 for 67 yards, with all five passes going for first downs. The second quarter saw the Gamecocks keep rolling, scoring an eight-yard, 92-yard drive. Shaw hit Ellington in traffic from 26 yards out for the score, the third catch of the drive for the junior. He also had a three-yard grab and a 39-yard catch as well in the sequence.

Vanderbilt (1-2, 0-2 SEC) scored late in the first half on Jerron Seymour's one-yard run. Steven Clarke's 69-yard interception of Thompson's pass set up the one-play, one-yard score. It was the first interception given up by the Gamecocks in 72 pass attempts in 2013. The Commodores added a 54-yard field goal from Carey Spear as the half ended. South Carolina outgained Vanderbilt 381-95 in the first half and ran 52 plays to Vandy's 24.

The Gamecocks put up another touchdown on their first possession of the second half when Wilds caught a 33-yard TD pass from Shaw, finishing the 10-play, 75-yard drive in 4:38. On the ensuing Vandy possession, the Commodores drove deep into Gamecock territory before junior defensive end Jadeveon Clowney sacked VU's Austyn Carta-Samuels and forced a fumble, which senior defensive tackle Kelsey Quarles recovered, ending that Vandy threat.

But the Commodores kept coming, scoring early in the fourth quarter on Carta-Samuels' one-yard run, which ended a 10-play, 45-yard drive. The ensuing kickoff was fumbled by the Gamecocks, setting up Wesley Tate's 19-yard reception from Carta-Samuels for the score. The two-point pass to tight end Steven Schue was good, making it 35-25 in favor of South Carolina. After a stalled Vanderbilt drive, the punt hit a Gamecock defender, and VU's Darrius Sims recovered, giving the Commodores another life. But senior cornerback Jimmy Legree picked off the Carta-Samuel pass on the goal line, the first interception by a Gamecock in 2013.

The Gamecocks, taking over at the one-yard line, ran the clock down to a minute before turning the ball over on downs at the Vanderbilt 36. The Commodores' final possession was unfruitful, giving the Gamecocks the win.

Vanderbilt	0	10	0	15	25
South Carolina	21	7	7	0	35

Scoring Summary

1st	10:50	SC	Jones 12-yard pass from Shaw (Fry kick) (6-42-2:37)	7-0
1st	4:43	SC	Davis 4-yard run (Fry kick) (11-93-3:58)	14-0
1st	0:32	SC	Thompson 3-yard run (Fry kick) (8-76-2:36)	21-0
2nd	10:03	SC	Ellington 26-yard pass from Shaw (Fry kick) (8-92-3:23)	28-0
2nd	3:38	VU	Seymour 1-yard run (Spear kick) (1-1-0:03)	28-7
2nd	0:00	VU	Spear 54-yard field goal (4-46-0:24)	28-10
3rd	10:22	SC	Wilds 33-yard pass from Shaw (Fry kick) (10-75-4:38)	35-10
4th	14:12	VU	Carta-Samuels 1-yard run (Spear kick) (10-49-5:10)	35-17
4th	13:59	VU	Tate 19-yard pass from Carta-Samuels (Scheu pass from Carta-Samuels) (1-19-0:08)	35-25

Team Statistics

	VU	SC
First Downs	14	31
Rushing	7	13
Passing	7	18
Penalty	0	0
Net Yards Rushing	121	220
Rushing Attempts	33	49
Net Yards Passing	147	359
Cmp.-Att.-Int.	12-22-1	28-38-1
Total Offense Yards	268	579
Total Offense Plays	55	87
Fumbles: No.-Lost	1-1	3-2
Penalties: No.-Yards	0-0	5-30
Punts-Yards	6-280	3-88
Avg. Yards Per Punt	46.7	29.3
Punt Returns: No.-Yards	1-0	5-12
Kickoff Returns: No.-Yards	6-142	2-31
Interceptions: No.-Yards	1-69	1-1
Possession Time	22:50	37:10
Third Down Conversions	2-12	11-17
Fourth Down Conversions	3-3	2-3
Red Zone Scores-Chances	3-5	3-3
Sacks By: No.-Yards	0-0	5-29
PAT Kicks	2-2	5-5
Field Goals	1-1	0-0

Individual Statistics

RUSHING: VU: Tate 10-72; Seymour 6-39; Kimbrow 5-16; Carta-Samuels 12-(-5). **SC:** Shaw 19-84; Davis 17-77; Wilds 10-36; Thompson 3-23.

PASSING: VU: Carta-Samuels 12-22-1-147. **SC:** Shaw 21-29-0-284; Thompson 7-9-1-75.

RECEIVING: VU: Matthews 8-106; Tate 1-19; Krause 1-10; Kentera 1-7; Seymour 1-5. **SC:** Ellington 8-111; Wilds 5-65; Davis 3-67; Roland 3-38; Anderson 3-30; Adams 2-16; Byrd 1-12; Jones 1-12; Smith 1-9; Thompson 1-(-1).

PUNT RETURNS: VU: Krause 1-0. **SC:** Ellington 3-16; Hampton 1-(-4).

KICKOFF RETURNS: VU: Sims 5-128; McGaster 1-14. **SC:** Carson 2-31.

INTERCEPTION RETURNS: VU: Clarke 1-69. **SC:** Legree 1-1.

South Carolina Depth Chart

Offense

WR	15 Matrick Belton	6-4	209	JR-SQ	Columbia, S.C.
	3 D.J. Neal	6-3	193	FR-HS	Stone Mountain, Ga.
	8 Shamier Jeffery	6-1	189	SR-2L	St. Matthews, S.C.
WR	11 Pharoh Cooper	5-11	207	JR-2L	Havelock, N.C.
	81 Hayden Hurst	6-5	252	FR-HS	Jacksonville, Fla.
WR	5 Terry Googer	6-4	226	FR-RS	Atlanta, Ga.
	9 Carlton Heard	6-0	182	SR-1L	Athens, Ga.
LT	71 Brandon Shell	6-6	328	SR-3L	Goose Creek, S.C.
	55 Christian Pellage	6-6	314	FR-HS	Brooksville, Fla.
LG	76 Mike Matulis	6-5	293	SR-2L	Boynton Beach, Fla.
	69 D.J. Park	6-4	325	SO-1L	Dillon, S.C.
OC	70 Alan Knott	6-4	270	SO-1L	Tyrone, Ga.
	78 Zack Bailey	6-6	320	FR-HS	Summerville, S.C.
	54 Clayton Stadnik	6-3	240	JR-2L	Greensboro, N.C.
RG	75 Will Sport	6-5	295	SR-3L	Milton, Fla.
	72 Donell Stanley	6-4	320	FR-RS	Floydale, S.C.
RT	74 Mason Zandi	6-9	314	JR-2L	Chapin, S.C.
	63 Blake Camper	6-8	295	FR-HS	Virginia Beach, Va.
TE	89 Jerell Adams	6-6	231	SR-3L	Pinewood, S.C.
	40 Jacob August	6-6	258	FR-RS	Columbia, S.C.
	84 Kyle Markway	6-4	243	FR-HS	St. Louis, Mo.
QB	10 Perry Orth	6-1	203	JR-SQ	Ponte Vedra, Fla.
	12 Michael Scarnecchia	6-4	210	FR-RS	Fleming Island, Fla.
FB	39 Rivers Bedenbaugh	6-2	245	SO-TR	Leesville, S.C.
TB	33 David Williams	6-1	222	SO-1L	Philadelphia, Pa.
	7 Shon Carson	5-8	206	SR-2L	Scranton, S.C.
	32 Rod Talley	5-10	201	SO-SQ	Laurens, S.C.

Note: South Carolina lists 12 positions on both offense and defense on its depth chart.

Defense

DE	55 David Johnson	6-1	240	SO-1L	Lithonia, Ga.
	49 Boosie Whitlow	6-3	240	FR-HS	Opelika, Ala.
	5 Darius English	6-6	225	JR-2L	Powder Springs, Ga.
DT	95 Dante Sawyer	6-3	291	SO-JC	Suwanee, Ga.
	90 Taylor Stallworth	6-2	308	SO-1L	Mobile, Ala.
	94 Kelsey Griffin	6-2	316	JR-2L	Buford, Ga.
NT	92 Gerald Dixon Jr.	6-3	327	SR-3L	Rock Hill, S.C.
	52 Phillip Dukes	6-3	319	SR-2L	Manning, S.C.
	99 Abu Lamin	6-4	326	JR-1L	Fayetteville, N.C.
DE	8 Marquavius Lewis	6-3	264	JR-JC	Greenwood, S.C.
	44 Gerald Dixon	6-2	269	SR-2L	Rock Hill, S.C.
	18 Cedrick Cooper	6-2	248	SR-3L	Lithonia, Ga.
WLB	10 Skai Moore	6-2	218	JR-2L	Cooper City, Fla.
	12 Ernest Hawkins	6-1	224	SO-JC	Baltimore, Md.
MLB	11 T.J. Holloman	6-2	231	JR-2L	Stone Mountain, Ga.
	4 Bryson Allen-Williams	6-1	233	SO-1L	Ellenwood, Ga.
SLB	28 Jonathan Walton	6-0	235	JR-2L	Daphne, Ala.
	23 Larenz Bryant	6-0	220	JR-2L	Charlotte, N.C.
SPR	20 T.J. Gurley	5-10	193	SR-3L	Cairo, Ga.
	26 Jasper Sasser	6-0	210	SO-1L	Jacksonville, Fla.
LCB	7 Al Harris Jr.	5-11	163	SO-1L	Fort Lauderdale, Fla.
	3 Chris Lammons	5-10	183	SO-1L	Lauderhill, Fla.
FS	21 Isaiah Johnson	6-0	209	SR-TR	Cary, N.C.
	6 Chris Moody	6-1	215	JR-2L	McDonough, Ga.
SS	42 Jordan Diggs	6-0	209	JR-2L	Fort Myers, Fla.
	24 D.J. Smith	5-11	195	SO-1L	Marietta, Ga.
RCB	1 Rico McWilliams	5-11	186	JR-2L	Hampton, Ga.
	16 Rashad Fenton	5-10	180	FR-HS	Miami, Fla.
	22 Jamari Smith	5-10	200	SO-1L	Jacksonville, Fla.

Special Teams

KO	19 Landon Ard	5-9	182	SR-2L	Rock Hill, S.C.
	29 Elliott Fry	6-0	164	JR-2L	Frisco, Texas
PK	29 Elliott Fry	6-0	164	JR-2L	Frisco, Texas
	19 Landon Ard	5-9	182	SR-2L	Rock Hill, S.C.
P	13 Sean Kelly	5-10	189	JR-TR	Oakland, Fla.
	85 Michael Almond	6-3	200	FR-HS	North Augusta, S.C.
KR	16 Rashad Fenton	5-10	180	FR-HS	Miami, Fla.
	32 Rod Talley	5-10	201	SO-SQ	Laurens, S.C.
PR	11 Pharoh Cooper	5-11	207	JR-2L	Havelock, N.C.
SN	47 Drew Williams	6-2	213	JR-2L	Irmo, S.C.
	48 Nick McGriff	6-0	224	FR-RS	Gainesville, Fla.
H	13 Sean Kelly	5-10	189	JR-TR	Oakland, Fla.
	19 Landon Ard	5-9	182	SR-2L	Rock Hill, S.C.

South Carolina 2015 Numerical Roster

No.	Name	Pos.	Ht.	Wt.	Yr.	Exp	Hometown (High/Last School)
1	Rico McWilliams	CB	5-11	186	JR-2L		Hampton, Ga. (Lovejoy)
1	Deebo Samuel	WR	6-0	202	FR-RS		Inman, S.C. (Chapman)
3	Chris Lammons	CB	5-10	183	SO-1L		Lauderhill, Fla. (Plantation)
3	D.J. Neal	WR	6-3	193	FR-HS		Stone Mountain, Ga. (Stephenson)
4	Bryson Allen-Williams	LB	6-1	233	SO-1L		Ellenwood, Ga. (Cedar Grove)
4	Jalen Christian	WR	5-9	177	FR-HS		Damascus, Md. (Damascus)
5	Darius English	DE	6-6	225	JR-2L		Powder Springs, Ga. (McEachern)
5	Terry Googer	WR	6-4	226	FR-RS		Atlanta, Ga. (Woodward Academy)
6	Chris Moody	FS	6-1	215	JR-2L		McDonough, Ga. (Henry County)
6	Connor Mitch	QB	6-3	211	SO-SQ		Raleigh, N.C. (Wakefield)
7	Shon Carson	TB	5-8	206	SR-2L		Scranton, S.C. (Lake City)
7	Al Harris Jr.	CB	5-11	163	SO-1L		Fort Lauderdale, Fla. (St. Thomas Aquinas)
8	Shamier Jeffery	WR	6-1	189	SR-2L		St. Matthews, S.C. (Calhoun County)
8	Marquavius Lewis	DE	6-3	264	JR-JC		Greenwood, S.C. (Greenwood/ Hutchinson CC)
9	Carlton Heard	WR	6-0	182	SR-1L		Athens, Ga. (Clarke Central/ Gardner-Webb)
9	Sherrad Pittman	LB	6-0	225	FR-HS		Jacksonville, Fla. (First Coast)
10	Skai Moore	LB	6-2	218	JR-2L		Cooper City, Fla. (University)
10	Perry Orth	QB	6-1	203	JR-SQ		Ponte Vedra, Fla. (Ponte Vedra/ Florida State College)
11	T.J. Holloman	LB	6-2	231	JR-2L		Stone Mountain, Ga. (St. Pius X)
11	Pharoh Cooper	WR	5-11	207	JR-2L		Havelock, N.C. (Havelock)
12	Ernest Hawkins	LB	6-1	224	SO-JC		Baltimore, Md. (Dunbar/ Hartnell College)
12	Michael Scarnecchia	QB	6-4	210	FR-RS		Fleming Island, Fla. (Fleming Island)
13	Sean Kelly	P	5-10	189	JR-TR		Oakland, Fla. (West Orange/FAU)
13	Jalen Henry	LB	5-10	207	FR-HS		Foley, Ala. (Foley)
14	Ali Groves	FS	5-10	183	SO-SQ		Stone Mountain, Ga. (Stephenson)
14	Shaq Davidson	WR	5-11	175	FR-RS		Gaffney, S.C. (Gaffney)
15	Mattrick Belton	WR	6-4	209	JR-SQ		Columbia, S.C. (Keenan/Hampton)
15	Antoine Wilder	SS	5-10	185	FR-HS		Riverdale, Ga. (Hapeville Charter)
16	Rashad Fenton	CB	5-10	180	FR-HS		Miami, Fla. (Miami Carol City)
16	Gage Pucci	QB	5-11	195	FR-HS		Glendora, Calif. (Rancho Cucamonga)
17	Chaz Elder	CB	6-2	209	JR-2L		Union City, Ga. (Banneker)
17	Jerad Washington	WR	5-8	158	FR-HS		Jacksonville, Fla. (First Coast)
18	Cedrick Cooper	DE	6-2	248	SR-3L		Lithonia, Ga. (Lithonia)
18	Danny Gordon	QB	6-0	203	FR-TR		Worthington, Ohio (Worthington/ Miami (Ohio))
19	Landon Ard	PK	5-9	182	SR-2L		Rock Hill, S.C. (South Pointe)
19	Lorenzo Nuñez	QB	6-3	210	FR-HS		Kennesaw, Ga. (Harrison)
20	T.J. Gurley	SPR	5-10	193	SR-3L		Cairo, Ga. (Cairo)
20	Joseph Charlton	K/P	6-5	180	FR-HS		Columbia, S.C. (A.C. Flora)
21	Isaiah Johnson	FS	6-0	209	SR-TR		Cary, N.C. (Panther Creek/Kansas)
22	Brandon Wilds	TB	6-2	220	SR-3L		Blythewood, S.C. (Blythewood)
22	Jamari Smith	CB	5-10	200	SO-1L		Jacksonville, Fla. (Fletcher)
23	Larenz Bryant	LB	6-0	220	JR-2L		Charlotte, N.C. (Vance)
23	Christian Owens	WR	6-5	204	FR-HS		Griffin, Ga. (Griffin)
24	D.J. Smith	SS	5-11	195	SO-1L		Marietta, Ga. (Walton)
25	Darin Smalls	SPR	5-11	190	FR-HS		Summerville, S.C. (Summerville)
25	A.J. Turner	TB	5-10	185	FR-HS		Clifton, Va. (Centreville)
26	Jasper Sasser	SPR	6-0	210	SO-1L		Jacksonville, Fla. (Wolfson)
27	Toure Boyd	CB	5-11	180	JR-JC		Rancho Cucamonga, Calif. (Rancho Cucamonga/Chaffey College)
28	Jonathan Walton	LB	6-0	235	JR-2L		Daphne, Ala. (Bayside Academy)
29	Elliott Fry	PK	6-0	164	JR-2L		Frisco, Texas (Prince of Peace Christian)
30	Darius Paulk	TB	5-8	198	JR-SQ		Columbia, S.C. (Richland Northeast/ North Greenville)
30	Daniel Fennell	LB	6-3	220	FR-HS		Loganville, Ga. (Grayson)
32	Rod Talley	TB	5-10	201	SO-SQ		Laurens, S.C. (Laurens/Gardner-Webb)
33	David Williams	TB	6-1	222	SO-1L		Philadelphia, Pa. (Imhotep Charter)
34	Mon Denson	TB	5-10	222	FR-HS		LaGrange, Ga. (LaGrange)

No.	Name	Pos.	Ht.	Wt.	Yr.	Exp	Hometown (High/Last School)
34	Scott Grant	SS	5-10	178	FR-RS		Laurens, S.C. (Laurens)
35	Shannon James	CB	5-7	154	JR-SQ		Florence, S.C. (South Florence)
39	Rivers Bedenbaugh	FB	6-2	245	SO-TR		Leesville, S.C. ((Lexington/ Georgia Southern)
39	Demetrius Smalls	CB	5-9	170	SO-SQ		Bluffton, S.C. (Bluffton)
40	Jacob August	TE	6-6	258	FR-RS		Columbia, S.C. (Cardinal Newman/ Fork Union)
40	Jason Senn	FS	5-8	181	FR-HS		Beaufort, S.C. (Beaufort)
41	Tyler Ragsdale	LB	6-0	210	FR-HS		Mt. Pleasant, S.C. (Wando)
42	Jordan Diggs	SS	6-0	209	JR-2L		Fort Myers, Fla. (Island Coast)
43	Garrison Gist	FB	5-10	251	SR-SQ		Rock Hill, S.C. (Northwestern)
43	Benji Russell	SS	6-0	188	SO-SQ		Atlanta, Ga. (Woodward Academy)
44	Gerald Dixon	DE	6-2	269	SR-2L		Rock Hill, S.C. (South Pointe)
44	Max Moorman	FB	5-10	234	FR-HS		Alpharetta, Ga. (Milton)
45	Reubyn Walker	LB	5-10	220	JR-TR		Rock Hill, S.C. (Northwestern/ Florida A&M)
46	Cedrick Malone	LB	6-0	200	JR-SQ		Camden, S.C. (Camden/Coastal Carolina)
46	Jakob Huechtker	LS	5-6	188	SO-HS		Rock Hill, S.C. (South Pointe)
47	Drew Williams	LS	6-2	213	JR-2L		Irmo, S.C. (Dutch Fork)
48	Dexter Wideman	DT	6-4	293	FR-PS		Saluda, S.C. (Saluda/Camden Military)
48	Nick McGriff	LS	6-0	224	FR-RS		Gainesville, Fla. (Gainesville)
49	Devin Potter	TB	5-10	203	JR-SQ		Granite Falls, N.C. (South Caldwell)
49	Boosie Whitlow	DE	6-3	240	FR-HS		Opelika, Ala. (Opelika)
51	Cody Waldrop	OC	6-2	300	JR-2L		Seffner, Fla. (Armwood)
52	Phillip Dukes	DT	6-3	319	SR-2L		Manning, S.C. (Manning)
54	Clayton Stadnik	OC	6-3	240	JR-2L		Greensboro, N.C. (Western Guilford)
55	David Johnson	DE	6-1	240	SO-1L		Lithonia, Ga. (Lithonia)
55	Christian Peltage	OT	6-6	314	FR-HS		Brooksville, Fla. (Nature Coast Tech)
57	Cory Helms	OC	6-4	301	JR-TR		Alpharetta, Ga. (Milton/Wake Forest)
59	Logan Crane	LS	6-3	212	FR-HS		Dartmouth, Mass. (Dartmouth)
63	Blake Camper	OT	6-8	295	FR-HS		Virginia Beach, Va. (Frank W. Cox)
69	D.J. Park	OT	6-4	325	SO-1L		Dillon, S.C. (Dillon)
70	Alan Knott	OC	6-4	270	SO-1L		Tyrone, Ga. (Sandy Creek)
71	Brandon Shell	OT	6-6	328	SR-3L		Goose Creek, S.C. (Goose Creek)
72	Donell Stanley	OG	6-4	320	FR-RS		Floydale, S.C. (Latta)
74	Mason Zandi	OT	6-9	314	JR-2L		Chapin, S.C. (Chapin)
75	Will Sport	OG	6-5	295	SR-3L		Milton, Fla. (Pace)
76	Mike Matulis	OT	6-5	293	SR-2L		Boynton Beach, Fla. (Park Vista)
77	Malik Young	OT	6-3	308	FR-RS		Pelzer, S.C. (Woodmont)
78	Zack Bailey	OG	6-6	320	FR-HS		Summerville, S.C. (Summerville)
79	Trey Derouen	OG	6-3	314	FR-HS		Lilburn, Ga. (Parkview)
80	John Dixon	WR	5-11	185	FR-HS		Alexandria, Va. (Episcopal)
81	Hayden Hurst	WR	6-5	252	FR-HS		Jacksonville, Fla. (The Bolles School)
82	Sean Odom	WR	6-0	194	JR-SQ		Orangeburg, S.C. (Orangeburg Prep)
84	Kyle Markway	TE	6-4	243	FR-HS		St. Louis, Mo. (St. John Vianney)
85	Michael Almond	K/P	6-3	200	FR-HS		North Augusta, S.C. (Westminster)
85	Devin Dingle	WR	5-10	160	FR-HS		Summerville, S.C. (Caine Bay)
86	Kevin Crosby	TE	6-1	238	FR-RS		Bamberg, S.C. (Bamberg-Ehrhardt)
87	Connor Redmond	TE	6-4	225	FR-HS		Lawrenceville, Ga. (Archer)
88	Javon Charleston	WR	6-0	185	FR-HS		Gurnee, Ill. (Warren)
89	Jerrell Adams	TE	6-6	231	SR-3L		Pinewood, S.C. (Scott's Branch/ Fork Union)
90	Taylor Stallworth	DT	6-2	308	SO-1L		Mobile, Ala. (Murphy)
91	Shameik Blackshear	DE	6-4	250	FR-HS		Bluffton, S.C. (Bluffton)
92	Gerald Dixon Jr.	DT	6-3	327	SR-3L		Rock Hill, S.C. (Northwestern)
93	Ulric Jones	TE	6-5	300	JR-JC		Oxford, Ala. (Oxford/Butler CC)
94	Kelsey Griffin	DT	6-2	316	JR-2L		Buford, Ga. (Mill Creek)
95	Dante Sawyer	DT	6-3	291	SO-JC		Suwanee, Ga. (North Gwinett/ East Mississippi CC)
99	Abu Lamin	DT	6-4	326	JR-1L		Fayetteville, N.C. (Trinity Christian/ Fort Scott CC)

South Carolina 2015 Alphabetical Roster

No.	Name	Pos.	Ht.	Wt.	Yr.	Exp	Hometown (High/Last School)
89	Jerrell Adams	TE	6-6	231	SR	3L	Pinewood, S.C. (Scott's Branch/ Fork Union)
4	Bryson Allen-Williams	LB	6-1	233	SO	1L	Ellenwood, Ga. (Cedar Grove)
85	Michael Almond	K/P	6-3	200	FR	HS	North Augusta, S.C. (Westminster)
19	Landon Ard	PK	5-9	182	SR	2L	Rock Hill, S.C. (South Pointe)
40	Jacob August	TE	6-6	258	FR	RS	Columbia, S.C. (Cardinal Newman/ Fork Union)
78	Zack Bailey	OG	6-6	320	FR	HS	Summerville, S.C. (Summerville)
39	Rivers Bedenbaugh	FB	6-2	245	SO	TR	Leesville, S.C. (Lexington/ Georgia Southern)
15	Matrick Belton	WR	6-4	209	JR	SQ	Columbia, S.C. (Keenan/Hampton)
91	Shameik Blackshear	DE	6-4	250	FR	HS	Bluffton, S.C. (Bluffton)
27	Toure Boyd	CB	5-11	180	JR	JC	Rancho Cucamonga, Calif. (Rancho Cucamonga/Chaffey College)
23	Larenz Bryant	LB	6-0	220	JR	2L	Charlotte, N.C. (Vance)
63	Blake Camper	OT	6-8	295	FR	HS	Virginia Beach, Va. (Frank W. Cox)
7	Shon Carson	TB	5-8	206	SR	2L	Scranton, S.C. (Lake City)
88	Javon Charleston	WR	6-0	185	FR	HS	Gurnee, Ill. (Warren)
20	Joseph Charlton	K/P	6-5	180	FR	HS	Columbia, S.C. (A.C. Flora)
4	Jalen Christian	WR	5-9	177	FR	HS	Damascus, Md. (Damascus)
18	Cedrick Cooper	DE	6-2	248	SR	3L	Lithonia, Ga. (Lithonia)
11	Pharoh Cooper	WR	5-11	207	JR	2L	Havelock, N.C. (Havelock)
59	Logan Crane	LS	6-3	212	FR	HS	Dartmouth, Mass. (Dartmouth)
86	Kevin Crosby	TE	6-1	238	FR	RS	Bamberg, S.C. (Bamberg-Ehrhardt)
14	Shaq Davidson	WR	5-11	175	FR	RS	Gaffney, S.C. (Gaffney)
34	Mon Denson	TB	5-10	222	FR	HS	LaGrange, Ga. (LaGrange)
79	Trey Derouen	OG	6-3	314	FR	HS	Lilburn, Ga. (Parkview)
42	Jordan Diggs	SS	6-0	209	JR	2L	Fort Myers, Fla. (Island Coast)
85	Devin Dingle	WR	5-10	160	FR	HS	Summerville, S.C. (Caine Bay)
44	Gerald Dixon	DE	6-2	269	SR	2L	Rock Hill, S.C. (South Pointe)
92	Gerald Dixon Jr.	DT	6-3	327	SR	3L	Rock Hill, S.C. (Northwestern)
80	John Dixon	WR	5-11	185	FR	HS	Alexandria, Va. (Episcopal)
52	Phillip Dukes	DT	6-3	319	SR	2L	Manning, S.C. (Manning)
17	Chaz Elder	CB	6-2	209	JR	2L	Union City, Ga. (Banneker)
5	Darius English	DE	6-6	225	JR	2L	Powder Springs, Ga. (McEachern)
30	Daniel Fennell	LB	6-3	220	FR	HS	Loganville, Ga. (Grayson)
16	Rashad Fenton	CB	5-10	180	FR	HS	Miami, Fla. (Miami Carol City)
29	Elliott Fry	PK	6-0	164	JR	2L	Frisco, Texas (Prince of Peace Christian)
43	Garrison Gist	FB	5-10	251	SR	SQ	Rock Hill, S.C. (Northwestern)
5	Terry Googer	WR	6-4	226	FR	RS	Atlanta, Ga. (Woodward Academy)
18	Danny Gordon	QB	6-0	203	FR	TR	Worthington, Ohio (Worthington/ Miami (Ohio))
34	Scott Grant	SS	5-10	178	FR	RS	Laurens, S.C. (Laurens)
94	Kelsey Griffin	DT	6-2	316	JR	2L	Buford, Ga. (Mill Creek)
14	Ali Groves	FS	5-10	183	SO	SQ	Stone Mountain, Ga. (Stephenson)
20	T.J. Gurley	SPR	5-10	193	SR	3L	Cairo, Ga. (Cairo)
7	Al Harris Jr.	CB	5-11	163	SO	1L	Fort Lauderdale, Fla. (St. Thomas Aquinas)
12	Ernest Hawkins	LB	6-1	224	SO	JC	Baltimore, Md. (Dunbar/ Hartnell College)
9	Carlton Heard	WR	6-0	182	SR	1L	Athens, Ga. (Clarke Central/ Gardner-Webb)
57	Cory Helms	OC	6-4	301	JR	TR	Alpharetta, Ga. (Milton/Wake Forest)
13	Jalen Henry	LB	5-10	207	FR	HS	Foley, Ala. (Foley)
11	T.J. Holloman	LB	6-2	231	JR	2L	Stone Mountain, Ga. (St. Pius X)
46	Jakob Huechtker	LS	5-6	188	SO	HS	Rock Hill, S.C. (South Pointe)
81	Hayden Hurst	WR	6-5	252	FR	HS	Jacksonville, Fla. (The Bolles School)
35	Shannon James	CB	5-7	154	JR	SQ	Florence, S.C. (South Florence)
8	Shamier Jeffery	WR	6-1	189	SR	2L	St. Matthews, S.C. (Calhoun County)
55	David Johnson	DE	6-1	240	SO	1L	Lithonia, Ga. (Lithonia)
21	Isaiah Johnson	FS	6-0	209	SR	TR	Cary, N.C. (Panther Creek/Kansas)
93	Ulric Jones	TE	6-5	300	JR	JC	Oxford, Ala. (Oxford/Butler CC)
13	Sean Kelly	P	5-10	189	JR	TR	Oakland, Fla. (West Orange/FAU)

No.	Name	Pos.	Ht.	Wt.	Yr.	Exp	Hometown (High/Last School)
70	Alan Knott	OC	6-4	270	SO	1L	Tyrone, Ga. (Sandy Creek)
99	Abu Lamin	DT	6-4	326	JR	1L	Fayetteville, N.C. (Trinity Christian/ Fort Scott CC)
3	Chris Lammons	CB	5-10	183	SO	1L	Lauderhill, Fla. (Plantation)
8	Marquavius Lewis	DE	6-3	264	JR	JC	Greenwood, S.C. (Greenwood/ Hutchinson CC)
46	Cedrick Malone	LB	6-0	200	JR	SQ	Camden, S.C. (Camden/Coastal Carolina)
84	Kyle Markway	TE	6-4	243	FR	HS	St. Louis, Mo. (St. John Vianney)
76	Mike Matulis	OT	6-5	293	SR	2L	Boynton Beach, Fla. (Park Vista)
48	Nick McGriff	LS	6-0	224	FR	RS	Gainesville, Fla. (Gainesville)
1	Rico McWilliams	CB	5-11	186	JR	2L	Hampton, Ga. (Lovejoy)
6	Connor Mitch	QB	6-3	211	SO	SQ	Raleigh, N.C. (Wakefield)
6	Chris Moody	FS	6-1	215	JR	2L	McDonough, Ga. (Henry County)
10	Skai Moore	LB	6-2	218	JR	2L	Cooper City, Fla. (University)
44	Max Moorman	FB	5-10	234	FR	HS	Alpharetta, Ga. (Milton)
3	D.J. Neal	WR	6-3	193	FR	HS	Stone Mountain, Ga. (Stephenson)
19	Lorenzo Nuñez	QB	6-3	210	FR	HS	Kennesaw, Ga. (Harrison)
82	Sean Odom	WR	6-0	194	JR	SQ	Orangeburg, S.C. (Orangeburg Prep)
10	Perry Orth	QB	6-1	203	JR	SQ	Ponte Vedra, Fla. (Ponte Vedra/ Florida State College)
23	Christian Owens	WR	6-5	204	FR	HS	Griffin, Ga. (Griffin)
69	D.J. Park	OT	6-4	325	SO	1L	Dillon, S.C. (Dillon)
30	Darius Paulk	TB	5-8	198	JR	SQ	Columbia, S.C. (Richland Northeast/ North Greenville)
55	Christian Pellation	OT	6-6	314	FR	HS	Brooksville, Fla. (Nature Coast Tech)
9	Sherrod Pittman	LB	6-0	225	FR	HS	Jacksonville, Fla. (First Coast)
49	Devin Potter	TB	5-10	203	JR	SQ	Granite Falls, N.C. (South Caldwell)
16	Gage Pucci	QB	5-11	195	FR	HS	Glendora, Calif. (Rancho Cucamonga)
41	Tyler Ragsdale	LB	6-0	210	FR	HS	Mt. Pleasant, S.C. (Wando)
87	Connor Redmond	TE	6-4	225	FR	HS	Lawrenceville, Ga. (Archer)
43	Benji Russell	SS	6-0	188	SO	SQ	Atlanta, Ga. (Woodward Academy)
1	Deebo Samuel	WR	6-0	202	FR	RS	Inman, S.C. (Chapman)
26	Jasper Sasser	SPR	6-0	210	SO	1L	Jacksonville, Fla. (Wolfson)
95	Dante Sawyer	DT	6-3	291	SO	JC	Suwanee, Ga. (North Gwinett/ East Mississippi CC)
12	Michael Scarnecchia	QB	6-4	210	FR	RS	Fleming Island, Fla. (Fleming Island)
40	Jason Senn	FS	5-8	181	FR	HS	Beaufort, S.C. (Beaufort)
71	Brandon Shell	OT	6-6	328	SR	3L	Goose Creek, S.C. (Goose Creek)
25	Darin Smalls	SPR	5-11	190	FR	HS	Summerville, S.C. (Summerville)
39	Demetrius Smalls	CB	5-9	170	SO	SQ	Bluffton, S.C. (Bluffton)
24	D.J. Smith	SS	5-11	195	SO	1L	Marietta, Ga. (Walton)
22	Jamari Smith	CB	5-10	200	SO	1L	Jacksonville, Fla. (Fletcher)
75	Will Sport	OG	6-5	295	SR	3L	Milton, Fla. (Pace)
54	Clayton Stadnik	OC	6-3	240	JR	2L	Greensboro, N.C. (Western Guilford)
90	Taylor Stallworth	DT	6-2	308	SO	1L	Mobile, Ala. (Murphy)
72	Donell Stanley	OG	6-4	320	FR	RS	Floydale, S.C. (Latta)
32	Rod Talley	TB	5-10	201	SO	SQ	Laurens, S.C. (Laurens/Gardner-Webb)
25	A.J. Turner	TB	5-10	185	FR	HS	Clifton, Va. (Centreville)
51	Cody Waldrop	OC	6-2	300	JR	2L	Seffner, Fla. (Armwood)
45	Reubyn Walker	LB	5-10	220	JR	TR	Rock Hill, S.C. (Northwestern/ Florida A&M)
28	Jonathan Walton	LB	6-0	235	JR	2L	Daphne, Ala. (Bayside Academy)
17	Jerad Washington	WR	5-8	158	FR	HS	Jacksonville, Fla. (First Coast)
49	Boosie Whitlow	DE	6-3	240	FR	HS	Opelika, Ala. (Opelika)
48	Dexter Wideman	DT	6-4	293	FR	PS	Saluda, S.C. (Saluda/Camden Military)
15	Antoine Wilder	SS	5-10	185	FR	HS	Riverview, Ga. (Hapeville Charter)
22	Brandon Wilds	TB	6-2	220	SR	3L	Blythewood, S.C. (Blythewood)
33	David Williams	TB	6-1	222	SO	1L	Philadelphia, Pa. (Imhotep Charter)
47	Drew Williams	LS	6-2	213	JR	2L	Irmo, S.C. (Dutch Fork)
77	Malik Young	OT	6-3	308	FR	RS	Pelzer, S.C. (Woodmont)
74	Mason Zandi	OT	6-9	314	JR	2L	Chapin, S.C. (Chapin)

Head Coach Steve Spurrier

STEVE SPURRIER HEAD COACH 11TH YEAR AT SOUTH CAROLINA



THE SPURRIER FILE



PERSONAL

Full Name: Stephen Orr Spurrier
Hometown: Johnson City, Tenn.
Wife: Jerri
Children: Lisa, Amy, Steve Jr., Scott
College: Florida (1967)

COACHING EXPERIENCE

2005-15 South Carolina Head Coach
2002-03 Washington H.C. (NFL)
1990-01 Florida Head Coach
1987-89 Duke Head Coach
1983-85 Tampa Bay H.C. (USFL)
1980-82 Duke Assistant Coach
1979 Georgia Tech Asst. Coach
1978 Florida Assistant Coach

BOWL EXPERIENCE

2014 Independence
2014 Capital One
2013 Outback
2012 Capital One
2010 Chick-fil-A
2010 Papajohns.com
2009 Outback
2006 Liberty
2005 Independence
2002 Orange
2001 Sugar
2000 Citrus
1999 Orange
1998 Citrus
1997 Sugar
1996 Fiesta
1995 Sugar
1994 Sugar
1992 Gator
1992 Sugar
1989 All-American

Steve Spurrier, who has coached over 400 games, a national championship team, won seven conference titles, garnered nine conference Coach of the Year awards, and won over 72 percent of the college games in which he has coached, is in his 11th season as head coach at the University of South Carolina. Coach Spurrier was introduced as Carolina's 32nd head coach on Nov. 23, 2004.

Coach Spurrier has compiled a 228-89-2 (.718) won-loss record in 25-plus seasons as a major college head coach, including an 86-49 mark (.637) at Carolina. He became the 71st collegiate coach (all divisions) and the 22nd in Division I to record 200 career victories when he defeated UAB on Sept. 15, 2012 and logged his 250th all-time coaching win (including his stints in the pros) against Georgia in 2012.

Coach Spurrier surpassed Rex Enright's school record for wins when he logged number 65 at Clemson in the 2012 season finale. In doing so, he joined the great Bear Bryant as the only coaches to boast the most coaching victories at two different SEC schools.

He led Duke to the 1989 Atlantic Coast Conference championship before returning to his alma mater, the University of Florida, as head coach in 1990. During his 12 seasons with the Gators, Spurrier's teams won six Southeastern Conference championships, one national title and finished ranked in the nation's top 10 nine times. His record at Florida was an amazing 122-27-1 (.817). Spurrier, who won the 1966 Heisman Trophy as a quarterback for the Gators, was also head coach of the NFL's Washington Redskins. He returned to the college ranks in 2005 after a one-year absence from the sidelines.

In his first season at South Carolina, Coach Spurrier led the Gamecocks to a 7-5 record and a second-place finish in the SEC Eastern Division. In doing so, he posted a five-game winning streak, the 15th-consecutive year in which he has had a five-game winning streak, something no other coach in college history has accomplished. He was honored as the SEC Coach of the Year by the Associated Press after leading the Gamecocks to a school-record five straight SEC wins, their first win ever at Tennessee and their first win over Florida since the 1930s.

He came back with an 8-5 record in 2006, just the ninth time in school history that the Gamecocks posted eight or more wins in a season. The season was capped with a Liberty Bowl win over C-USA champion Houston.

In his third season with the Garnet & Black, Spurrier's squad raced out to a 6-1 record and moved as high as No. 6 in the BCS rankings, before finishing the campaign with a 6-6 record. With 21 wins, he set the Carolina record for coaching victories after three seasons at the helm.

With a 7-6 record in 2008, Carolina returned to a New Year's Day bowl game for the first time since the 2001 season. The Gamecocks followed that up with another 7-6 record in 2009, their sixth-consecutive non-losing season, the longest stretch in school history since 1928-34. The 2009 season included a win over No. 4 Ole Miss, only the second time in school history that Carolina had defeated a top-five team.

His 2010 Gamecock squad posted several milestones en route to a 9-5 season, the biggest of which was the school's first SEC Eastern Division title and first appearance in the SEC

Championship. The Gamecocks also defeated the nation's No. 1 team, Alabama, for the first time in school history, and finished the season ranked 22nd in both major national polls. He was named SEC Coach of the Year for the seventh time, his ninth overall Coach of the Year honor.

The Gamecocks continued to make history in 2011, winning a school-record 11 games and finishing in the top-10 in the final A.P. poll for the first time. The squad also won a school-record six SEC games and defeated each of their Eastern Division rivals in the same season for the first time. Carolina capped the regular season with a win over Clemson, its third-straight over its Palmetto State rival, the first time that has been accomplished since 1968-70, then defeated Nebraska in the Capital One Bowl by a convincing 30-13 margin.

The 2012 season was another success, as the Gamecocks rolled up 11 wins for the second-straight season and logged double-digits in wins for just the third time in school history, capped off by a 33-28 win over Michigan in the Outback Bowl. They defeated four teams that finished among the nation's top 25 in Georgia, Clemson, Vanderbilt and Michigan. The Gamecocks defeated in-state rival Clemson for a fourth-straight year, the first time that had been accomplished since the 1950s. Its No. 8/7 final ranking was the best in school history at that time.

The success continued in 2013. Carolina posted its third-straight 11-2 campaign, finishing fourth in both major polls, the highest national finish in school history. The team defeated five teams that finished in the Top-25, including three in the Top-10. It also defeated six teams that won their bowl games, including two BCS winners. The Gamecocks won their final six games of the season, including a school-record fifth-straight win over Clemson, and a Capital One Bowl win over Wisconsin, the third-straight New Year's Day bowl win.

In 2014, the Head Ball Coach logged his 400th career game as a head coach, including stints with Tampa Bay in the USFL, Duke, Florida, Washington in the NFL and South Carolina. He also led the Gamecocks to a school-record fourth-consecutive bowl victory with a win over Miami in the Duck Commander Independence Bowl.

He became the fourth coach to record 100 or more wins as an SEC coach against SEC competition (he also has three wins against SEC teams while coaching at Duke). Only Paul "Bear" Bryant (159) has won more SEC conference games than Coach Spurrier's 131. Spurrier passed John Vaught (106) and Vince Dooley (105) during the 2010 campaign.

CONFERENCE COACH OF THE YEAR

1988 Duke
1989 Duke
1990 Florida
1991 Florida
1994 Florida
1995 Florida
1996 Florida
2005 South Carolina
2010 South Carolina

Head Coach Steve Spurrier by the Numbers

Year	School/ Organization	Overall Record	League/ Conference	Conference Record/Finish	Postseason/ Bowl	Final AP Poll	Final Coaches' Poll
1983	Tampa Bay	11-7	USFL	3rd, Central Division	n/a	n/a	
1984	Tampa Bay	14-5	USFL	2nd, Southern Division	1st Round	n/a	
1985	Tampa Bay	10-9	USFL	5th, Eastern Conference	1st Round	n/a	
1987	Duke	5-6	ACC	2-5/7th	—	—	—
1988	Duke	7-3-1	ACC	3-3-1/6th	—	—	—
1989	Duke	8-4	ACC	6-1/1st	All-American	—	—
1990	Florida	9-2	SEC	6-1/1st	None	13	13
1991	Florida	10-2	SEC	7-0/1st	Sugar	7	8
1992	Florida	9-4	SEC	6-2/1st in East*	Gator	10	11
1993	Florida	11-2	SEC	7-1/1st*	Sugar	5	4
1994	Florida	10-2-1	SEC	7-1/1st*	Sugar	7	7
1995	Florida	12-1	SEC	8-0/1st*	Fiesta	2	3
1996	Florida	12-1	SEC	8-0/1st*	Sugar	1	1
1997	Florida	10-2	SEC	6-2/tied 2nd in East	Citrus	4	6
1998	Florida	10-2	SEC	7-1/2nd in East	Orange	5	6
1999	Florida	9-4	SEC	7-1/1st in East*	Citrus	12	14
2000	Florida	10-3	SEC	7-1/1st*	Sugar	10	11
2001	Florida	10-2	SEC	6-2/2nd in East	Orange	3	3
2002	Washington	7-9	NFL	3rd, NFC East	n/a	n/a	
2003	Washington	5-11	NFL	3rd, NFC East	n/a	n/a	
2005	South Carolina	7-5	SEC	5-3/tied 2nd in East	Independence	—	—
2006	South Carolina	8-5	SEC	3-5/5th in East	Liberty	—	—
2007	South Carolina	6-6	SEC	3-5/tied 4th in East	—	—	—
2008	South Carolina	7-6	SEC	4-4/tied 3rd in East	Outback	—	—
2009	South Carolina	7-6	SEC	3-5/tied 4th in East	Papajohns.com	—	—
2010	South Carolina	9-5	SEC	5-3/1st in East*	Chick-fil-A	22	22
2011	South Carolina	11-2	SEC	6-2/2nd in East	Capital One	9	8
2012	South Carolina	11-2	SEC	6-2/3rd in East	Outback	8	7
2013	South Carolina	11-2	SEC	6-2/2nd in East	Capital One	4	4
2014	South Carolina	7-6	SEC	3-5/tied 4th in East	Independence	—	—
2015	South Carolina	2-4	SEC	0-4			

*Appeared in SEC Championship Game

COACHING RECORDS	Overall Record (Pct.)	Conference Record^ (Pct.)	Years
Overall Record (Pro and College)	275-130-2 (.678)	---	31 years
College Record	228-89-2 (.718)	137-61-1 (.691)	26 years
Pro Record	47-41-0 (.534)	---	5 years
SEC Record	208-76-1 (.732)	126-52-0 (.708)	23 years
Florida Record	122-27-1 (.817)	82-12-0 (.872)	12 years
Duke Record	20-13-1 (.603)	11-9-1 (.548)	3 years
South Carolina Record	86-49-0 (.637)	44-40-0 (.524)	11 years
USFL Record#	35-21-0 (.625)	---	3 years
NFL Record	12-20-0 (.375)	---	2 years

#Includes 2 playoff losses; ^Regular season only; 5-3 in SEC Championship Games

CAROLINA COACHING HIGHS

Games		
No.	Coach	Games
1.	Rex Enright	140
2.	Steve Spurrier	135
3.	Paul Dietzel	96
4.	Jim Carlen	82
5.	Billy Laval	71
6.	Lou Holtz	70
7.	Joe Morrison	69
8.	Brad Scott	56
9.	Sparky Woods	55
10.	Warren Giese	50
	Marvin Bass	50

Wins		
No.	Coach	Wins
1.	Steve Spurrier	86
2.	Rex Enright	64
3.	Jim Carlen	45
4.	Paul Dietzel	42
5.	Billy Laval	39
	Joe Morrison	39
7.	Lou Holtz	33
8.	Warren Giese	28
9.	Sol Metzger	26
10.	Sparky Woods	24

FBS ACTIVE COACHING LEADERS

Wins		
No.	Coach	Wins
1.	Frank Beamer	276
2.	Steve Spurrier	228
3.	Brian Kelly	221
4.	D. Franchione	211
5.	Bill Snyder	190
	Gary Pinkel	190
7.	Nick Saban	182
8.	Bob Stoops	172
9.	Paul Johnson	167
10.	Jerry Kill	156

Winning Pct.			
No.	Coach	Rec.	Pct.
1.	Urban Meyer	148-26	.851
	Jimbo Fisher	63-11	.851
3.	Chris Petersen	103-20	.837
4.	Bob Stoops	172-45	.793
5.	Gary Patterson	138-45	.754
6.	Nick Saban	182-60-1	.751
7.	Brian Kelly	221-78-2	.738
8.	Mark Richt	140-50	.737
9.	Les Miles	136-50	.731
10.	Steve Spurrier	228-89-2	.718

Steve Spurrier vs. Opponents

Opponent.....	Record
Akron.....	1-0
Alabama.....	7-5
Arkansas.....	7-5
Arkansas State.....	1-0
Army.....	1-0
Auburn.....	10-9
Ball State.....	1-0
Central Michigan.....	1-0
Citadel.....	3-0
Clemson.....	7-6
Coastal Carolina.....	1-0
Colgate.....	1-0
Connecticut.....	0-1
East Carolina.....	3-0
Florida.....	5-5
Florida Atlantic.....	2-0
Florida State.....	5-9-1
Furman.....	3-0
Georgia.....	16-7
Georgia Southern.....	1-0
Georgia Tech.....	3-0
Houston.....	2-0
Iowa.....	0-1
Kentucky.....	20-3
Louisiana-Monroe.....	2-0
Louisville.....	1-0
Louisiana-Lafayette.....	3-0
LSU.....	11-5
Marshall.....	1-0
Maryland.....	2-2
Miami (Fla.).....	1-1
Michigan.....	1-0
Michigan State.....	0-1
Middle Tennessee.....	2-0
Mississippi State.....	8-2
Missouri.....	2-3
Navy.....	1-0
Nebraska.....	1-1
New Mexico State.....	1-0
North Carolina.....	6-0
North Carolina State.....	4-1-1
Northern Illinois.....	2-0
Northwestern.....	3-0
Notre Dame.....	0-1
Oklahoma State.....	1-0
Ole Miss.....	4-0
Penn State.....	1-0
Rutgers.....	0-1
San Jose State.....	1-0
South Alabama.....	1-0
South Carolina.....	10-1
South Carolina State.....	2-0
Southern Miss.....	4-0
Syracuse.....	1-1
Tennessee.....	14-10
Texas A&M.....	0-1
Texas Tech.....	0-1
Troy.....	2-0
UAB.....	2-0
UCF.....	4-0
Vanderbilt.....	20-2
Virginia.....	1-2
Wake Forest.....	1-2
West Virginia.....	1-0
Western Michigan.....	1-0
Wisconsin.....	1-0
Wofford.....	3-0
TOTALS.....	228-89-2

South Carolina Superlatives Under Coach Spurrier

Most Points Scored

1.	70	vs Coastal Carolina.....	11/23/13
2.	69	vs Troy.....	11/20/10
3.	56	vs East Carolina.....	09/03/11
4.	54	vs Kentucky.....	10/08/11
5.	52	vs Middle Tennessee	11/18/06
	52	at Arkansas	10/12/13

Fewest Points Allowed

1.	0	at Mississippi State	08/31/06
	0	vs NC State	08/28/08
3.	3	vs South Carolina State ...	09/15/07
	3	at NC State	09/03/09
	3	vs Vanderbilt	09/24/11
	3	vs Kentucky.....	10/08/11
	3	at Tennessee.....	10/29/11

Most First Downs

1.	32	vs Kentucky.....	10/08/11
	32	at Arkansas	10/12/13
	32	vs Coastal Carolina.....	11/23/13
	32	at Kentucky.....	10/04/14
5.	31	at Tennessee.....	10/27/07
	31	vs Vanderbilt	09/14/13

Fewest First Downs Allowed

1.	5	vs Vanderbilt	09/24/11
2.	6	vs Kentucky.....	10/08/11
3.	7	at Arkansas	10/12/13
4.	10	vs NC State	08/28/08
	10	at Tennessee.....	10/29/11

Most Rushing Attempts

1.	58	vs Clemson.....	11/28/09
2.	54	at Florida.....	11/13/10
	54	at Arkansas	10/12/13
4.	53	at Tennessee.....	10/29/11
	53	vs Clemson.....	11/26/11

Opp. Fewest Rushing Attempts

1.	20	at Florida.....	11/13/10
2.	21	at Tennessee.....	10/29/11
	21	vs East Carolina.....	09/06/14
4.	22	at Kentucky.....	10/11/08
5.	23	vs Tennessee	10/28/06
	23	vs UCF.....	09/26/15

Most Rushing Yards

1.	352	vs Coastal Carolina.....	11/23/13
2.	288	vs Kentucky.....	10/08/11
3.	287	vs Florida Atlantic	09/19/09
4.	282	at Kentucky.....	10/04/14
5.	277	at Arkansas	10/12/13

Fewest Rushing Yards Allowed

1.	4	Vanderbilt	09/24/11
	26	vs UCF.....	09/26/15
3.	27	vs UAB.....	09/15/12
4.	34	vs Tennessee	11/01/08
5.	35	at Florida.....	11/13/10
	35	at Tennessee.....	10/29/11

Most Passes Attempted

1.	56	at Missouri	10/26/13
2.	53	at Georgia	09/12/09
	53	at Auburn.....	10/25/14
4.	51	at Arkansas	11/03/07
5.	50	at Tennessee.....	10/27/07
	50	vs Iowa	01/01/09
	50	at Tennessee.....	10/31/09

Most Passes Completed

1.	35	at Missouri	10/26/13
2.	34	at Tennessee.....	10/27/07
3.	31	at Georgia	09/12/09
	31	at Vanderbilt.....	10/23/10
5.	30	vs Kentucky.....	10/08/11
	30	at Auburn.....	10/25/14

Opponents Fewest Pass Attempts

1.	3	vs The Citadel	11/19/11
	3	vs Wofford.....	11/17/12
3.	9	vs Navy	09/17/11
4.	11	vs Wofford.....	09/16/06
	11	at Arkansas	11/03/07
	11	at Florida.....	11/15/14

Opponents Fewest Passes Completed

1.	1	vs The Citadel	11/19/11
	1	vs Wofford.....	11/17/12
3.	4	vs Kentucky.....	10/08/11
	4	at Arkansas	10/12/13
5.	5	vs Wofford.....	09/16/06
	5	vs NC State	08/28/08
	5	vs Navy	09/17/11
	5	at Florida.....	11/15/14

Most Passing Yards

1.	423	at Missouri	10/26/13
2.	416	at Auburn.....	10/25/14
3.	397	vs East Carolina.....	09/08/12
4.	391	vs Middle Tennessee	11/18/06
5.	382	at Kentucky.....	10/16/10

Opponents Fewest Passing Yards

1.	8	The Citadel	11/19/11
2.	17	vs Kentucky.....	10/08/11
3.	30	at Arkansas	10/12/13
4.	49	vs NC State	08/28/08
5.	60	at Florida.....	11/15/14

Most Yards Total Offense

1.	639	vs Kentucky.....	10/08/11
	639	vs Coastal Carolina.....	11/23/13
3.	625	vs Tennessee	11/01/14
4.	579	vs Vanderbilt	09/14/13
5.	548	vs Furman	10/18/14
6.	545	vs Middle Tennessee	11/18/06
7.	537	at Arkansas	10/12/13
8.	535	at Auburn.....	10/25/14
9.	528	vs East Carolina.....	09/08/12
10.	516	vs Florida Atlantic	09/19/09
11.	512	vs Houston.....	12/29/06
12.	510	vs Tennessee	10/27/12
13.	501	at Tennessee.....	10/27/07
	501	vs UAB.....	09/15/12
15.	500	at Kentucky.....	10/04/14

Opponents Fewest Yards Total Offense

1.	77	vs Vanderbilt	09/24/11
2.	96	vs Kentucky.....	10/08/11
3.	133	at NC State	09/03/09
4.	138	vs NC State	08/28/08
5.	153	vs Clemson.....	11/26/11

Best Punting Average (Min. 3 Punts)

1.	50.0	vs Georgia	09/11/10
	50.0	vs Auburn.....	12/04/10
3.	48.7	at Mississippi State	08/31/06
4.	48.0	at Auburn.....	09/25/10
5.	46.3	vs Vanderbilt	09/24/11

Most Time of Possession

1.	43:25	at Arkansas.....	10/12/13
2.	40:46	at Florida.....	11/13/10
3.	39:58	at Clemson.....	11/24/12
4.	38:37	vs Kentucky.....	10/08/11
5.	38:09	vs Clemson.....	11/30/13

Longest Scoring Drive: By Yards

1.	99	vs Arkansas.....	11/04/06
	99	vs Vanderbilt	10/24/09
3.	98	at Tennessee.....	10/29/11
4.	97	vs Troy.....	09/24/05
	97	at UCF.....	09/28/13


Longest Scoring Drive: By Time

1.	11:35	at Tennessee.....	10/29/11
2.	10:33	vs East Carolina.....	09/06/14
3.	9:29	at Arkansas	10/12/13
4.	9:28	vs Georgia	10/06/12
5.	9:18	vs The Citadel	11/19/11

Longest Scoring Drive: By Plays

1.	20	at Tennessee.....	10/29/11
2.	19	at Kentucky.....	10/04/14
3.	18	vs Wofford.....	09/20/08
	18	vs The Citadel	11/19/11
	18	vs East Carolina.....	09/06/14

South Carolina Coaching Staff



Deke Adams
Defensive Line
3rd Year



Jon Hoke
Co-Defensive
Coordinator/
Defensive Backs
1st Year



Everett Sands
Running Backs
4th Year



Kirk Botkin
Linebackers
4th Year



G.A. Mangus
Quarterbacks
7th Year



Steve Spurrier Jr.
Co-Offensive
Coordinator/Wide
Receivers/Recruit-
ing Coordinator
11th Year



Shawn Elliott
Co-Offensive
Coordinator/
Offensive Line
6th Year



Joe Robinson
Special Teams
Coordinator
4th Year



Lorenzo Ward
Co-Defensive
Coordinator
7th Year

2015 South Carolina Statistics

	SC	OPP
SCORING	124	174
Points Per Game	20.7	29.0
Points Off Turnovers	20	24
FIRST DOWNS	109	133
Rushing	55	67
Passing	48	60
Penalty	6	6
RUSHING YARDAGE	1025	1246
Yards gained rushing	1126	1356
Yards lost rushing	101	110
Rushing Attempts	217	228
Average Per Rush	4.7	5.5
Average Per Game	170.8	207.7
TDs Rushing	5	13
PASSING YARDAGE	1025	1322
Comp-Att-Int	83-161-6	126-180-6
Average Per Pass	6.4	7.3
Average Per Catch	12.3	10.5
Average Per Game	170.8	220.3
TDs Passing	7	9
TOTAL OFFENSE	2050	2568
Total Plays	378	408
Average Per Play	5.4	6.3
Average Per Game	341.7	428.0
KICK RETURNS: #-Yards	16-441	9-162
PUNT RETURNS: #-Yards	5-50	5-30
INT RETURNS: #-Yards	6-24	6-59
KICK RETURN AVERAGE	27.6	18.0
PUNT RETURN AVERAGE	10.0	6.0
INT RETURN AVERAGE	4.0	9.8
FUMBLES-LOST	7-1	8-1
PENALTIES-Yards	28-237	35-288
Average Per Game	39.5	48.0
PUNTS-Yards	24-1012	23-878
Average Per Punt	42.2	38.2
Net punt average	39.2	34.3
KICKOFFS-Yards	29-1835	34-2073
Average Per Kick	63.3	61.0
Net kick average	41.3	37.0
TIME OF POSSESSION/Game	29:25	30:35
3RD-DOWN Conversions	30/80	31/74
3rd-Down Pct	38%	42%
4TH-DOWN Conversions	7/11	6/10
4th-Down Pct	64%	60%
SACKS BY-Yards	10-69	10-64
MISC YARDS	0	43
TOUCHDOWNS SCORED	13	22
FIELD GOALS-ATTEMPTS	11-15	6-6
ON-SIDE KICKS	0-0	0-0
RED-ZONE SCORES	(14-17) 82%	(22-26) 85%
RED-ZONE TOUCHDOWNS	(6-17) 35%	(17-26) 65%
PAT-ATTEMPTS	(11-11) 100%	(22-22) 100%
ATTENDANCE	160589	201555
Games/Avg Per Game	2/80294	3/67185
Neutral Site Games		1/51664

SCORE BY QUARTERS	1st	2nd	3rd	4th	OT	Total
South Carolina	19	39	40	26	-	124
Opponents	38	71	49	16	-	174

RUSHING	G	Att	Gain	Loss	Net	Avg	TD	Long	Avg/G
Lorenzo Nuñez	4	45	340	41	299	6.6	1	33	74.8
Shon Carson	6	37	188	4	184	5.0	1	48	30.7
Brandon Wilds	3	35	182	1	181	5.2	0	34	60.3
David Williams	6	51	193	14	179	3.5	0	16	29.8
Pharoh Cooper	6	14	91	3	88	6.3	1	29	14.7
Connor Mitch	2	14	62	11	51	3.6	1	15	25.5
Perry Orth	6	12	40	17	23	1.9	1	11	3.8
Sean Kelly	6	1	17	0	17	17.0	0	17	2.8
Rod Talley	6	1	10	0	10	10.0	0	10	1.7
Darius Paulk	6	2	3	0	3	1.5	0	3	0.5
Michael Scarnecchia	1	1	0	0	0	0.0	0	0	0.0
TEAM	5	4	0	10	-10	-2.5	0	0	-2.0
Total.....	6	217	1126	101	1025	4.7	5	48	170.8
Opponents.....	6	228	1356	110	1246	5.5	13	87	207.7

PASSING	G	Effic	Comp-Att-Int	Pct	Yds	TD	Lng	Avg/G
Perry Orth	6	108.63	37-75-3	49.3	483	3	43	80.5
Lorenzo Nuñez	4	130.03	31-51-3	60.8	374	3	35	93.5
Connor Mitch	2	104.00	13-29-0	44.8	165	1	27	82.5
Pharoh Cooper	6	16.53	1-3-0	33.3	-6	0	0	-1.0
Michael Scarnecchia	1	175.60	1-1-0	100.0	9	0	9	9.0
Terry Googer	6	0.00	0-1-0	0.0	0	0	0	0.0
TEAM	5	0.00	0-1-0	0.0	0	0	0	0.0
Total.....	6	111.93	83-161-6	51.6	1025	7	43	170.8
Opponents.....	6	141.53	126-180-6	70.0	1322	9	62	220.3

RECEIVING	G	No.	Yds	Avg	TD	Long	Avg/G
Pharoh Cooper	6	33	427	12.9	3	43	71.2
Jerrell Adams	6	13	200	15.4	2	36	33.3
Brandon Wilds	3	6	66	11.0	0	20	22.0
Mattrick Belton	6	6	43	7.2	0	15	7.2
Carlton Heard	5	5	78	15.6	0	31	15.6
Shamier Jeffery	4	4	44	11.0	0	22	11.0
Jacob August	5	4	38	9.5	1	13	7.6
Deebo Samuel	3	3	30	10.0	0	14	10.0
David Williams	6	3	14	4.7	0	5	2.3
Terry Googer	6	2	39	19.5	0	22	6.5
D.J. Neal	5	1	15	15.0	0	15	3.0
Kyle Markway	6	1	14	14.0	0	14	2.3
Hayden Hurst	6	1	9	9.0	0	9	1.5
Shon Carson	6	1	8	8.0	1	8	1.3
Total.....	6	83	1025	12.3	7	43	170.8
Opponents.....	6	126	1322	10.5	9	62	220.3

KICKOFF RETURNS	No.	Yds	Avg	TD	Long
Shon Carson	11	277	25.2	0	51
Rashad Fenton	2	118	59.0	1	96
Kevin Crosby	1	6	6.0	0	6
Deebo Samuel	1	24	24.0	0	23
Rod Talley	1	16	16.0	0	16
Total.....	16	441	27.6	1	96
Opponents.....	9	162	18.0	0	27

PUNT RETURNS	No.	Yds	Avg	TD	Long
Pharoh Cooper	5	50	10.0	0	24
Total.....	5	50	10.0	0	24
Opponents.....	5	30	6.0	0	15

INTERCEPTIONS	No.	Yds	Avg	TD	Long
Skai Moore	3	14	4.7	0	14
T.J. Holloman	2	8	4.0	0	8
Jordan Diggs	1	2	2.0	0	2
Total.....	6	24	4.0	0	14
Opponents.....	6	59	9.8	0	33

FUMBLE RETURNS	No.	Yds	Avg	TD	Long
Total.....	0	0	0.0	0	0
Opponents.....	0	0	0.0	0	0

2015 South Carolina Statistics

SCORING	TD	FGs	PATs						Saf	Pts
			Kick	Rush	Rcv	Pass	DXP			
Elliott Fry	0	11-15	11-11	0-0	0	0-1	0	0	44	
Pharoh Cooper	4	0-0	0-0	0-1	0	0-0	0	0	24	
Shon Carson	2	0-0	0-0	0-0	0	0-0	0	0	12	
Jerell Adams	2	0-0	0-0	0-0	0	0-0	0	0	12	
Rashad Fenton	1	0-0	0-0	0-0	0	0-0	0	0	6	
Perry Orth	1	0-0	0-0	0-0	0	0-0	0	0	6	
Jacob August	1	0-0	0-0	0-0	0	0-0	0	0	6	
Connor Mitch	1	0-0	0-0	0-0	0	0-0	0	0	6	
Lorenzo Nuñez	1	0-0	0-0	0-0	0	0-0	0	0	6	
TEAM	0	0-0	0-0	0-0	0	0-0	0	1	2	
Total.....	13	11-15	11-11	0-1	0	0-1	0	1	124	
Opponents.....	22	6-6	22-22	0-0	0	0-0	1	0	174	

FIELD GOALS	M-A	Pct	01-19	20-29	30-39	40-49	50+	Lg	Blk
Elliott Fry	11-15	73.3	0-0	6-6	2-2	1-4	2-3	52	0

FG SEQUENCE	South Carolina	OPPONENTS
North Carolina	(25),57	(47),(38)
Kentucky	42,(27),(29),(21)	(29)
Georgia	(45),(51)	(30)
UCF	(52),49,(27),(33)	-
Missouri	(34),44	(21)
LSU	(21)	(29)

Numbers in (parentheses) indicate field goal was made.

PUNTING	No.	Yds	Avg	Long	TB	FC	I20	Blkd
Sean Kelly	24	1012	42.2	60	2	5	12	4 0
Total.....	24	1012	42.2	60	2	5	12	4 0
Opponents.....	23	878	38.2	53	2	7	4	1 0

KICKOFFS	No.	Yds	Avg	TB	OB	Retn	Net	YdLn
Landon Ard	29	1835	63.3	19	1			
Total.....	29	1835	63.3	19	1	162	41.3	23
Opponents.....	34	2073	61.0	15	1	441	37.0	28

TOTAL OFFENSE	G	Plays	Rush	Pass	Total	Avg/G
Lorenzo Nuñez	4	96	299	374	673	168.2
Perry Orth	6	87	23	483	506	84.3
Connor Mitch	2	43	51	165	216	108.0
Shon Carson	6	37	184	0	184	30.7
Brandon Wilds	3	35	181	0	181	60.3
David Williams	6	51	179	0	179	29.8
Pharoh Cooper	6	17	88	-6	82	13.7
Sean Kelly	6	1	17	0	17	2.8
Rod Talley	6	1	10	0	10	1.7
Michael Scarnecchia	1	2	0	9	9	9.0
Darius Paulk	6	2	3	0	3	0.5
TEAM	5	5	-10	0	-10	-2.0
Total.....	6	378	1025	1025	2050	341.7
Opponents.....	6	408	1246	1322	2568	428.0

ALL PURPOSE	G	Rush	Rec	PR	KOR	IR	Tot	Avg/G
Pharoh Cooper	6	88	427	50	0	0	565	94.2
Shon Carson	6	184	8	0	277	0	469	78.2
Lorenzo Nuñez	4	299	0	0	0	0	299	74.8
Brandon Wilds	3	181	66	0	0	0	247	82.3
Jerell Adams	6	0	200	0	0	0	200	33.3
David Williams	6	179	14	0	0	0	193	32.2
Rashad Fenton	5	0	0	0	118	0	118	23.6
Carlton Heard	5	0	78	0	0	0	78	15.6
Deebo Samuel	3	0	30	0	24	0	54	18.0
Connor Mitch	2	51	0	0	0	0	51	25.5
Shamier Jeffery	4	0	44	0	0	0	44	11.0
Mattrick Belton	6	0	43	0	0	0	43	7.2
Terry Googer	6	0	39	0	0	0	39	6.5
Jacob August	5	0	38	0	0	0	38	7.6
Rod Talley	6	10	0	0	16	0	26	4.3
Perry Orth	6	23	0	0	0	0	23	3.8
Sean Kelly	6	17	0	0	0	0	17	2.8
D.J. Neal	5	0	15	0	0	0	15	3.0
Skai Moore	6	0	0	0	0	14	14	2.3
Kyle Markway	6	0	14	0	0	0	14	2.3
Hayden Hurst	6	0	9	0	0	0	9	1.5
T.J. Holloman	4	0	0	0	0	8	8	2.0
Kevin Crosby	4	0	0	0	6	0	6	1.5
Darius Paulk	6	3	0	0	0	0	3	0.5
Jordan Diggs	6	0	0	0	0	2	2	0.3
TEAM	5	-10	0	0	0	0	-10	-2.0
Total.....	6	1025	1025	50	441	24	2565	427.5
Opponents.....	6	1246	1322	30	162	59	2862	477.0

2015 South Carolina Defensive Statistics

No.	DEFENSIVE LEADERS	GP	-----Tackles-----			TFL/Yds	-Sacks-	---Pass Def---		QBH	--Fumbles--		Blkd	
			Solo	Ast	Total			No-Yards	Int-Yds		BrUp	Rcv-Yds	FF	Kick
10	Skai Moore	6	38	20	58	3.5-8	.	3-14	3
21	Isaiah Johnson	6	20	15	35	1.5-2	.	.	2
20	T.J. Gurley	6	20	7	27	1.0-4	.	.	.	1
42	Jordan Diggs	6	15	11	26	0.5-0	.	1-2	.	.	.	1	.	.
8	Marquavius Lewis	6	12	12	24	1.0-12	1.0-12	.	1	2
28	Jonathan Walton	6	18	6	24	1.5-5	1	.	.
11	T.J. Holloman	4	13	9	22	2.0-2	.	2-8	2	2
7	Al Harris Jr	6	13	6	19	1.0-2	.	.	2
92	Gerald Dixon Jr	6	11	6	17	1.0-1	.	.	1	.	.	1	.	.
1	Rico McWilliams	6	9	5	14
3	Chris Lammons	3	9	3	12	1.0-4
4	Bryson Allen-Williams	6	6	6	12	0.5-1
5	Darius English	5	6	6	12	2.0-10	1.5-8
44	Gerald Dixon	3	3	8	11	0.5-1	1	.	.
52	Phillip Dukes	6	6	4	10	1.5-5	1.5-5	.	.	.	1-0	.	.	.
95	Dante Sawyer	6	6	4	10	2.5-18	2.5-18	.	.	1
24	D.J. Smith	6	8	2	10	1.0-3	.	.	1
55	David Johnson	6	6	3	9	1.5-1	.	.	.	1
18	Cedrick Cooper	5	6	3	9	2.0-10	1.0-9
94	Kelsey Griffin	6	3	3	6	1.5-7	1.5-7
90	Taylor Stallworth	5	3	2	5
49	Boosie Whitlow	6	3	1	4	2.0-12	1.0-10	.	.	4
6	Chris Moody	6	3	.	3	.	.	.	1
13	Jalen Henry	5	2	.	2
19	Landon Ard	6	1	1	2
16	Rashad Fenton	5	2	.	2
91	Shameik Blackshear	2	1	1	2
32	Rod Talley	6	2	.	2
13	Sean Kelly	6	2	.	2
30	Darius Paulk	6	2	.	2
23	Larenz Bryant	6	.	1	1	1
12	Ernest Hawkins	3	.	1	1
99	Abu Lamin	5	1	.	1
17	Chaz Elder	1	1	.	1
1	Deebo Samuel	3	1	.	1
78	Zack Bailey	6	1	.	1
74	Mason Zandi	6	1	.	1
11	Pharoh Cooper	6	1	.	1
TM	TEAM	6	1
Total.....		6	255	146	401	29-108	10-69	6-24	13	12	1-0	4	.	1
Opponents.....		6	216	148	364	27.0-109	10-64	6-59	18	13	1-0	3	.	.

2015 South Carolina Defensive Statistics

TOTAL TACKLES	UA-A	TOT	UNC	UK	UGA	UCF	MIZZ	LSU	VAN	A&M	TENN	FLA	CIT	CLEM
Skai Moore	38-20	58	5-6	7-1	7-5	7-2	8-4	4-2						
Isaiah Johnson	20-15	35	4-1	5-4	4-3	2-0	3-4	2-3						
T.J. Gurley	20-7	27	2-1	2-1	2-1	8-2	3-1	3-1						
Jordan Diggs	15-11	26	1-3	3-0	3-4	-	3-2	5-2						
Jonathan Walton	18-6	24	2-2	10-1	3-2	-	-	3-1						
Marquavius Lewis	12-12	24	1-3	1-0	0-1	1-0	3-5	6-3						
T.J. Holloman	13-9	22	DNP	DNP	1-3	5-1	3-3	4-2						
Al Harris Jr	13-6	19	0-1	5-1	3-3	1-0	2-0	2-1						
Gerald Dixon Jr	11-6	17	1-2	2-0	3-2	1-0	-	4-2						
Rico McWilliams	9-5	14	1-1	1-1	-	4-2	2-0	1-1						
Darius English	6-6	12	1-2	2-0	2-4	-	1-0	DNP						
Bryson Allen-Williams	6-6	12	0-1	-	2-4	-	-	4-1						
Chris Lammons	9-3	12	4-1	DNP	DNP	DNP	2-0	3-2						
Gerald Dixon	3-8	11	DNP	1-0	1-4	DNP	DNP	1-4						
Dante Sawyer	6-4	10	2-0	2-0	0-2	1-0	1-2	-						
Phillip Dukes	6-4	10	2-1	1-0	0-1	1-0	1-2	1-0						
D.J. Smith	8-2	10	-	-	1-0	1-0	3-1	3-1						
Cedrick Cooper	6-3	9	3-2	1-0	0-1	1-0	1-0	DNP						
David Johnson	6-3	9	-	2-0	-	1-0	1-1	2-2						
Kelsey Griffin	3-3	6	1-2	2-0	0-1	-	-	-						
Taylor Stallworth	3-2	5	0-1	1-0	0-1	2-0	DNP	-						
Boosie Whitlow	3-1	4	-	-	-	3-1	-	-						
Chris Moody	3-0	3	-	-	1-0	-	-	2-0						
Darius Paulk	2-0	2	-	-	2-0	-	-	-						
Shameik Blackshear	1-1	2	DNP	DNP	DNP	-	1-1	DNP						
Landon Ard	1-1	2	-	0-1	-	1-0	-	-						
Rashad Fenton	2-0	2	DNP	-	-	-	-	2-0						
Sean Kelly	2-0	2	1-0	-	-	-	1-0	-						
Rod Talley	2-0	2	1-0	-	1-0	-	-	-						
Jalen Henry	2-0	2	DNP	-	-	-	-	2-0						
Pharoh Cooper	1-0	1	-	-	1-0	-	-	-						
Ernest Hawkins	0-1	1	-	-	DNP	0-1	DNP	DNP						
Abu Lamin	1-0	1	DNP	-	-	-	1-0	-						
Mason Zandi	1-0	1	-	-	-	-	1-0	-						
Chaz Elder	1-0	1	DNP	DNP	1-0	DNP	DNP	DNP						
Larenz Bryant	0-1	1	-	-	-	0-1	-	-						
Deebo Samuel	1-0	1	-	1-0	-	DNP	DNP	DNP						
Zack Bailey	1-0	1	-	-	-	-	1-0	-						

2015 South Carolina Statistics

Team	1st		Rushing	Passing	Total Offense	Punts	Fumbles	Penalties	KO Ret.	Punt Ret.	Int. Ret.	3rd	Time of
	Score	Downs	No-Yds-TD	C-A-I-Yds-TD	Play-Yds-TD	No-Avg	No-Lost	No-Yds	No-Yds	No-Yds	No-Yds	Dns	Poss
North Carolina	13	20	33-208-0	19-33-3-232-1	64-440-1	3-31.0	0-0	6-30	0-0	0-(-1)	0-0	5-13	24:22
SC	17	22	47-254-1	12-27-0-140-1	74-394-2	5-46.2	0-0	8-60	1-24	0-0	3-2	7-15	35:38
Kentucky	26	19	38-207-3	21-29-1-192-0	67-399-3	5-36.4	3-0	7-74	2-33	0-0	1-3	4-14	31:48
SC	22	22	34-195-1	17-27-1-222-1	61-417-2	3-40.7	1-0	5-50	2-42	2-24	1-14	2-10	28:12
SC	20	16	39-174-2	10-22-1-84-0	61-258-2	5-40.8	2-0	4-40	6-162	1-14	0-0	4-14	30:38
Georgia	52	32	38-246-4	24-25-0-330-3	63-576-7	2-40.5	2-1	7-74	3-40	2-22	1-33	1-4	29:22
UCF	14	15	23-26-1	23-38-2-204-1	61-230-2	5-45.6	0-0	5-31	2-48	0-0	0-0	3-12	26:06
SC	31	20	43-216-1	12-25-0-184-2	68-400-3	4-45.0	1-1	2-20	3-68	2-12	2-8	7-16	33:54
SC	10	17	34-112-0	17-30-3-186-1	64-298-1	4-35.5	0-0	4-35	1-21	0-0	0-0	5-13	28:04
Missouri	24	18	42-163-1	21-28-0-136-2	70-299-3	5-35.8	1-0	3-29	0-0	1-10	3-23	9-16	31:56
SC	24	12	20-74-0	15-30-1-209-2	50-283-2	3-44.3	1-0	5-32	3-124	0-0	0-0	5-12	20:07
LSU	45	29	54-396-4	18-29-0-228-2	83-624-6	3-38.3	2-0	7-50	2-41	1-(-1)	1-0	9-15	39:53
Vanderbilt													
SC													
SC													
Texas A&M													
SC													
Tennessee													
Florida													
SC													
The Citadel													
SC													
Clemson													
SC													

2015 Game-by-Game Starters

South Carolina Offense

POS.	UNC	UK	UGA	UCF	MIZZ	LSU	VANDY	A&M	TENN	FLA	CIT	CLEM
WR	P. Cooper	P. Cooper	P. Cooper	P. Cooper	P. Cooper	P. Cooper						
WR	Samuel	Jeffery	Samuel	Neal	Belton	Belton						
WR	Heard	Heard	Googer	August (TE)	August (TE)	August (TE)						
TE	Adams	Adams	Adams	Adams	Adams	Adams						
LT	Shell	Shell	Shell	Shell	Shell	Shell						
LG	Matulis	Matulis	Matulis	Matulis	Matulis	Matulis						
OC	Knott	Knott	Knott	Bailey	Bailey	Knott						
RG	Sport	Sport	Sport	Sport	Sport	Sport						
RT	Zandi	Zandi	Zandi	Zandi	Zandi	Zandi						
QB	Mitch	Mitch	Orth	Nuñez	Nuñez	Orth						
TB	Wilds	Wilds	Wilds	Carson	Carson	D. Williams						

South Carolina Defense

POS.	UNC	UK	UGA	UCF	MIZZ	LSU	VANDY	A&M	TENN	FLA	CIT	CLEM
DE	C. Cooper	C. Cooper	C. Cooper	D. Johnson	D. Johnson	D. Johnson						
DT	Stallworth	Stallworth	Stallworth	Sawyer	Sawyer	Sawyer						
DT	Dixon Jr.	Dixon Jr.	Dixon Jr.	Dixon Jr.	Dixon Jr.	Dixon Jr.						
DE	Lewis	Lewis	Lewis	Lewis	Lewis	Lewis						
MLB	Moore	Moore	Moore	Holloman	Holloman	Holloman						
WLB	Walton	Walton	Walton	Moore	Moore	Moore						
SLB	-	Bryant	-	-	-	Walton						
SPUR	Gurley		Gurley	Gurley	Gurley	-						
CB	Lammons	McWilliams	Elder	McWilliams	McWilliams	McWilliams						
FS	I. Johnson	I. Johnson	I. Johnson	I. Johnson	I. Johnson	I. Johnson						
SS	Diggs	Diggs	Diggs	Diggs	Diggs	Diggs						
CB	McWilliams	Harris Jr.	Harris Jr.	Harris Jr.	Harris Jr.	Harris Jr.						

2015 South Carolina Individual Statistics

Individual Rushing (Att-Yds/TD)

PLAYER	TOT	UNC	UK	UGA	UCF	MIZZ	LSU	VANDY	A&M	TENN	FLA	CIT	CLEM
Lorenzo Nuñez	45-299/1	DNP	2-40/0	10-76/1	18-123/0	15-60/0	DNP						
Shon Carson	37-184/1	4-75/1	5-36/0	7-7/0	7-35/0	8-5/0	6-26/0						
Brandon Wilds	35-181/0	14-51/0	16-106/0	5-24/0	DNP	DNP	DNP						
David Williams	51-179/0	10-42/0	5-18/0	6-22/0	14-32/0	9-40/0	7-25/0						
Pharoh Cooper	14-88/1	4-20/0	-	5-34/0	3-27/1	-	2-7/0						
Connor Mitch	14-51/1	10-44/0	4-7/1	DNP	DNP	DNP	DNP						
Perry Orth	12-23/1	2-7/0	1--5/0	3--2/1	-	2-7/0	4-16/0						
Sean Kelly	1-17/0	1-17/0	-	-	-	-	-						
Rod Talley	1-10/0	-	-	1-10/0	-	-	-						
Darius Paulk	2-3/0	-	-	2-3/0	-	-	-						
M. Scarnecchia	1-0/0	DNP	DNP	DNP	DNP	DNP	1-0/0						
TEAM	4--10/0	2--2/0	1--7/0	-	1--1/0	DNP	-						

Individual Passing (Cmp-Att-Int-Yds-TD)

	P. COOPER	GOOGER	MITCH	NUÑEZ	ORTH	SCARNECCHIA
North Carolina	1-2-0-(-6)-0	-	9-22-0-122-1	DNP	2-2-0-24-0	DNP
Kentucky	-	-	4-7-0-43-0	-	13-20-1-179-1	DNP
Georgia	-	-	DNP	4-5-0-18-0	6-17-1-66-0	DNP
UCF	-	-	DNP	12-22-0-184-2	0-3-0-0-0	DNP
Missouri	0-1-0-0	-	DNP	15-24-3-172-1	2-5-0-14-0	DNP
LSU	-	0-1-0-0-0	DNP	DNP	14-28-1-200-2	1-1-0-9-0
Vanderbilt						
Texas A&M						
Tennessee						
Florida						
The Citadel						
Clemson						

Individual Receiving (Rec-Yds/TD)

PLAYER	TOT	UNC	UK	UGA	UCF	MIZZ	LSU	VANDY	A&M	TENN	FLA	CIT	CLEM
Pharoh Cooper	33-427/3	3-45/1	9-100/0	1-6/0	4-69/1	9-102/0	7-105/1						
Jerell Adams	13-200/2	2-18/0	3-52/1	1-15/0	3-47/0	3-32/0	1-36/1						
Carlton Heard	5-78/0	1--6/0	1-31/0	-	2-38/0	1-15/0	DNP						
Brandon Wilds	6-66/0	4-44/0	2-22/0	-	DNP	DNP	DNP						
Shamier Jeffery	4-44/0	-	-	DNP	1-9/0	DNP	3-35/0						
Matrick Belton	6-43/0	-	-	4-18/0	-	1-10/0	1-15/0						
Terry Googer	2-39/0	2-39/0	-	-	-	-	-						
Jacob August	4-38/1	DNP	1-7/0	1-10/0	2-21/1	-	-						
Deebo Samuel	3-30/0	-	1-10/0	2-20/0	DNP	DNP	DNP						
D.J. Neal	1-15/0	DNP	-	1-15/0	-	-	-						
Kyle Markway	1-14/0	-	-	-	-	1-14/0	-						
David Williams	3-14/0	-	-	-	-	1-5/0	2-9/0						
Hayden Hurst	1-9/0	-	-	-	-	-	1-9/0						
Shon Carson	1-8/1	-	-	-	-	1-8/1	-						

Game-by-Game Leaders

Opponent	Rushing	Passing	Receiving (No.)	Receiving (Yds.)	Tackles
North Carolina	Carson 4-75/1	Mitch 9-22-0-122-1	Wilds 4-44/0	Wilds 4-44/0	Moore 5-6-11
Kentucky	Wilds 16-106/0	Orth 13-20-1-179-1	Cooper 9-100/0	Cooper 9-100/0	Walton 10-1-11
Georgia	Nuñez 10-76/1	Orth 6-17-1-66-0	Belton 4-18/0	Samuel 2-20/0	Moore 7-5-12
UCF	Nuñez 18-123/0	Nuñez 12-22-0-184-2	P. Cooper 4-69/1	P. Cooper 4-69/1	Gurley 8-2-10
Missouri	Nuñez 15-60/0	Nuñez 15-24-3-172-1	P. Cooper 9-102/0	P. Cooper 9-102/0	Moore 8-4-12
LSU	Carson 6-26/0	Orth 14-28-1-200-2	P. Cooper 7-105/1	P. Cooper 7-105/1	Lewis 6-3-9
Vanderbilt					
Texas A&M					
Tennessee					
Florida					
The Citadel					
Clemson					

2015 Scoring Drives

South Carolina

	Qtr	Plays	Yards	TOP	Result
North Carolina					
P. Cooper 9-yard pass from Mitch	2	11	75	5:25	TD
Fry 25-yard field goal	2	11	68	5:12	FG
Carson 48-yard run	4	4	64	2:08	TD
Kentucky					
Mitch 1-yard run	1	1	1	0:05	TD
Fry 27-yard field goal	3	5	33	1:25	FG
Fry 29-yard field goal	3	7	47	2:06	FG
Fry 21-yard field goal	4	10	56	4:53	FG
Adams 33-yard pass from Orth	4	10	78	4:49	TD
Georgia					
Fry 45-yard field goal	1	13	48	5:40	FG
Orth 4-yard run	2	9	72	5:13	TD
Fry 51-yard field goal	2	1	0	0:07	FG
Núñez 7-yard run	4	4	54	1:16	TD
UCF					
Fry 52-yard field goal	1	12	40	5:13	FG
Fry 27-yard field goal	2	10	62	4:19	FG
P. Cooper 29-yard run	3	4	74	1:26	TD
August 13-yard pass from Núñez	3	4	40	1:36	TD
P. Cooper 35-yard pass from Núñez	3	4	54	1:25	TD
Fry 33-yard field goal	4	13	49	8:37	FG
MISSOURI					
Fry 34-yard field goal	1	5	32	1:25	FG
Carson 8-yard pass from Núñez	2	14	75	4:22	TD
LSU					
Fry 21-yard field goal	1	13	62	3:58	FG
Adams 36-yard pass from Orth	3	5	60	1:21	TD
P. Cooper 43-yard pass from Orth	3	3	61	1:44	TD

Opponents

	Qtr	Plays	Yards	TOP	Result
North Carolina					
Howard 21-yard pass from Williams	1	5	91	1:11	TD
Weiler 47-yard field goal	2	7	45	2:33	FG
Weiler 38-yard field goal	2	11	54	5:27	FG
Kentucky					
Horton 8-yard run	1	10	80	4:07	TD
Kemp 2-yard run	1	8	76	3:02	TD
MacGinnis 29-yard field goal	2	15	59	6:45	FG
Towles 1-yard run	2	7	76	2:29	TD
Georgia					
Morgan 30-yard field goal	1	11	71	4:36	FG
Chubb 2-yard run	2	9	82	3:35	TD
Michel 21-yard run	2	7	88	3:42	TD
Mitchell 5-yard pass from Lambert	2	8	78	1:53	TD
Michel 11-yard pass from Lambert	3	5	75	1:45	TD
Michel 11-yard pass from Lambert	3	1	11	0:06	TD
Chubb 7-yard run	3	2	23	0:36	TD
Marshall 3-yard run	4	9	83	5:18	TD
UCF					
Patti 1-yard run	2	1	1	0:08	TD
Smith 30-yard pass from Schneider	2	7	93	3:42	TD
MISSOURI					
Brown 8-yard pass from Lock	1	11	51	4:09	TD
Baggett 21-yard field goal	2	11	72	3:29	FG
Brown 9-yard pass from Lock	2	11	65	4:32	TD
Witter 1-yard run	3	7	31	2:41	TD
LSU					
Williams 4-yard run	1	13	75	5:47	TD
Dupre 10-yard pass from Harris	2	11	67	5:42	TD
Domingue 29-yard field goal	2	10	54	1:19	FG
Fournette 87-yard run	3	2	90	0:51	TD
Dural 62-yard pass from Harris	3	10	80	6:11	TD
Williams 1-yard run	3	6	75	3:07	TD
Guice 4-yard run	4	6	67	2:13	TD

2015 Explosive Plays

Running Plays (15+ Yards)

Yds	Rusher	Opponent	Qtr	Play Result	Drive Result
17	Kelly	North Carolina	1	1st Down	Punt
15	Mitch	North Carolina	2	1st Down	FG
48	Carson	North Carolina	4	1st Down/TD	TD
33	Nuñez	Kentucky	2	1st Down	Half
34	Wilds	Kentucky	3	1st Down	FG
17	Nuñez	Georgia	2	1st Down	TD
17	Nuñez	Georgia	4	1st Down	TD
23	Nuñez	UCF	1	1st Down	Missed FG
29	Nuñez	UCF	2	1st Down	FG
23	Nuñez	UCF	3	1st Down	TD
29	P. Cooper	UCF	3	1st Down/TD	TD
19	Nuñez	UCF	3	1st Down	TD
15	Da. Williams	UCF	4	1st Down	FG
16	Da. Williams	Missouri	2	1st Down	TD
19	Nuñez	Missouri	3	1st Down	INT
29	Nuñez	Missouri	4	1st Down	Punt

Passing Plays (20+ Yards)

Yds	Connection	Opponent	Qtr	Play Result	Drive Result
20	Mitch-Wilds	North Carolina	1	1st Down	TD
27	Mitch-P. Cooper	North Carolina	2	1st Down	FG
22	Mitch-Googer	North Carolina	3	1st Down	Punt
24	Mitch-P. Cooper	Kentucky	2	1st Down	Missed FG
31	Orth-Heard	Kentucky	3	1st Down	FG
33	Orth-Adams	Kentucky	4	1st Down/TD	TD
22	Orth-P. Cooper	Kentucky	4	1st Down	INT
23	Nuñez-Heard	UCF	3	1st Down	TD
35	Nuñez-P. Cooper	UCF	3	1st Down/TD	TD
35	Nuñez-P. Cooper	Missouri	1	1st Down	FG
21	Nuñez-Adams	Missouri	2	1st Down	Missed FG
42	Orth-P. Cooper	LSU	1	1st Down	FG
22	Orth-Jeffery	LSU	3	1st Down	TD
36	Orth-Adams	LSU	3	1st Down/TD	TD
43	Orth-P. Cooper	LSU	3	1st Down/TD	TD

Kick Returns (30+ yards)

Yds	Returner	Opponent	Qtr	Drive Result
51	Carson	Georgia	2	FG
96	Fenton	LSU	2	TD

Punt Returns (20+ yards)

Yds	Returner	Opponent	Qtr	Drive Result
24	P. Cooper	Kentucky	3	FG

INT/Fumble Returns (20+ yards)

Yds	Returner	Opponent	Qtr	Play	Drive Result
-----	----------	----------	-----	------	--------------

Special Teams/Defensive Scores

Yds	Player	Opponent	Qtr	Play
2	Whitlow tackle	UCF	2	Safety
96	Fenton	LSU	2	KO Return

2015 Game Highs

Carolina Team Game Highs

Rushes	47	vs North Carolina (Sep 03, 2015)
Yards Rushing	254	vs North Carolina (Sep 03, 2015)
Yards Per Rush	5.7	vs Kentucky (Sep 12, 2015)
TD Rushes	2	at Georgia (Sep 19, 2015)
Pass attempts	30	at Missouri (Oct 03, 2015) at LSU (Oct 10, 2015)
Pass completions	17	vs Kentucky (Sep 12, 2015) at Missouri (Oct 03, 2015)
Yards Passing	222	vs Kentucky (Sep 12, 2015)
Yards Per Pass	8.2	vs Kentucky (Sep 12, 2015)
TD Passes	2	vs UCF (Sep 26, 2015) at LSU (Oct 10, 2015)
Total Plays	74	vs North Carolina (Sep 03, 2015)
Total Offense	417	vs Kentucky (Sep 12, 2015)
Yards Per Play	6.8	vs Kentucky (Sep 12, 2015)
Points	31	vs UCF (Sep 26, 2015)
Sacks By	4	vs North Carolina (Sep 03, 2015)
First Downs	22	vs North Carolina (Sep 03, 2015) vs Kentucky (Sep 12, 2015)
Penalties	8	vs North Carolina (Sep 03, 2015)
Penalty Yards	60	vs North Carolina (Sep 03, 2015)
Turnovers	3	at Missouri (Oct 03, 2015)
Interceptions By	3	vs North Carolina (Sep 03, 2015)
Punts	5	vs North Carolina (Sep 03, 2015) at Georgia (Sep 19, 2015)
Punting Avg	46.2	vs North Carolina (Sep 03, 2015)
Long Punt	60	vs North Carolina (Sep 03, 2015)
Punts inside 20	3	vs UCF (Sep 26, 2015) at Missouri (Oct 03, 2015)
Long Punt Return	24	vs Kentucky (Sep 12, 2015)

Carolina Individual Game Highs

Rushes	18	Lorenzo Nuñez vs UCF (Sep 26, 2015)
Yards Rushing	123	Lorenzo Nuñez vs UCF (Sep 26, 2015)
TD Rushes	1	5 players tied
Long Rush	48	Shon Carson vs N. Carolina (Sep 03, 2015)
Pass attempts	28	Perry Orth at LSU (Oct 10, 2015)
Pass completions	15	Lorenzo Nuñez at MIZ (Oct 03, 2015)
Yards Passing	200	Perry Orth at LSU (Oct 10, 2015)
TD Passes	2	Lorenzo Nuñez vs UCF (Sep 26, 2015) Perry Orth at LSU (Oct 10, 2015)
Long Pass	43	Perry Orth at LSU (Oct 10, 2015)
Receptions	9	Pharoh Cooper vs Kentucky (Sep 12, 2015) Pharoh Cooper at MIZ (Oct 03, 2015)
Yards Receiving	105	Pharoh Cooper at LSU (Oct 10, 2015)
TD Receptions	1	7 players tied
Long Reception	43	Pharoh Cooper at LSU (Oct 10, 2015)
Field Goals	3	Elliott Fry vs Kentucky (Sep 12, 2015) Elliott Fry vs UCF (Sep 26, 2015)
Long Field Goal	52	Elliott Fry vs UCF (Sep 26, 2015)
Punts	5	Sean Kelly vs North Carolina (Sep 03, 2015) Sean Kelly at Georgia (Sep 19, 2015)
Punting Avg	46.2	Sean Kelly vs North Carolina (Sep 03, 2015)
Long Punt	60	Sean Kelly vs North Carolina (Sep 03, 2015)
Punts inside 20	3	Sean Kelly vs UCF (Sep 26, 2015) Sean Kelly at Missouri (Oct 03, 2015)
Long Punt Return	24	Pharoh Cooper vs Kentucky (Sep 12, 2015)
Long Kickoff Return	96	Rashad Fenton at LSU (Oct 10, 2015)
Tackles	12	Skai Moore at Georgia (Sep 19, 2015) Skai Moore at Missouri (Oct 03, 2015)
Sacks	1.5	Kelsey Griffin vs N. Carolina (Sep 03, 2015)
Tackles For Loss	2.0	Boosie Whitlow vs UCF (Sep 26, 2015)
Interceptions	2	Skai Moore vs North Carolina (Sep 03, 2015) T.J. Holloman vs UCF (Sep 26, 2015)

Opponent Team Game Highs

Rushes	54	at LSU (Oct 10, 2015)
Yards Rushing	396	at LSU (Oct 10, 2015)
Yards Per Rush	7.3	at LSU (Oct 10, 2015)
TD Rushes	4	at Georgia (Sep 19, 2015) at LSU (Oct 10, 2015)
Pass attempts	38	vs UCF (Sep 26, 2015)
Pass completions	24	at Georgia (Sep 19, 2015)
Yards Passing	330	at Georgia (Sep 19, 2015)
Yards Per Pass	13.2	at Georgia (Sep 19, 2015)
TD Passes	3	at Georgia (Sep 19, 2015)
Total Plays	83	at LSU (Oct 10, 2015)
Total Offense	624	at LSU (Oct 10, 2015)
Yards Per Play	9.1	at Georgia (Sep 19, 2015)
Points	52	at Georgia (Sep 19, 2015)
Sacks By	4	at Missouri (Oct 03, 2015)
First Downs	32	at Missouri (Sep 19, 2015)
Penalties	7	3 times
Penalty Yards	74	vs Kentucky (Sep 12, 2015) at Georgia (Sep 19, 2015)
Turnovers	3	vs North Carolina (Sep 03, 2015)
Interceptions By	3	at Missouri (Oct 03, 2015)
Punts	5	vs Kentucky (Sep 12, 2015) vs UCF (Sep 26, 2015) at Missouri (Oct 03, 2015)
Punting Avg	45.6	vs UCF (Sep 26, 2015)
Long Punt	53	vs UCF (Sep 26, 2015)
Punts inside 20	1	4 times
Long Punt Return	15	at Georgia (Sep 19, 2015)

Opponent Individual Game Highs

Rushes	21	Nick Chubb, at Georgia (Sep 19, 2015)
Yards Rushing	161	Derrius Guice, at LSU (Oct 10, 2015)
TD Rushes	2	Nick Chubb, at Georgia (Sep 19, 2015) Darrel Williams, at LSU (Oct 10, 2015)
Long Rush	87	Leonard Fournette, at LSU (Oct 10, 2015)
Pass attempts	35	Bo Schneider, vs UCF (Sep 26, 2015)
Pass completions	24	Greyson Lambert, at Georgia (Sep 19, 2015)
Yards Passing	330	Greyson Lambert, at Georgia (Sep 19, 2015)
TD Passes	3	Greyson Lambert, at Georgia (Sep 19, 2015)
Long Pass	62	Brandon Harris, at LSU (Oct 10, 2015)
Receptions	8	Malcolm Mitchell, at Georgia (Sep 19, 2015)
Yards Receiving	122	Malcolm Mitchell, at Georgia (Sep 19, 2015)
TD Receptions	2	Sony Michel, at Georgia (Sep 19, 2015) Nate Brown, at Missouri (Oct 03, 2015)
Long Reception	62	Travin Dural, at LSU (Oct 10, 2015)
Field Goals	2	Nick Weiler, vs North Carolina (Sep 03, 2015)
Long Field Goal	47	Nick Weiler, vs North Carolina (Sep 03, 2015)
Punts	5	3 players tied
Punting Avg	45.6	Caleb Houston, vs UCF (Sep 26, 2015)
Long Punt	53	Caleb Houston, vs UCF (Sep 26, 2015)
Punts inside 20	1	4 players tied
Long Punt Return	15	Isaiah McKenzie, at Georgia (Sep 19, 2015)
Long Kickoff Return	27	Tristan Payton, vs UCF (Sep 26, 2015)
Tackles	12	Jeff Schoettmer, vs N. Carolina (Sep 03, 2015) Donnie Miles, vs N. Carolina (Sep 03, 2015)
Sacks	2.0	Walter Brady, at Missouri (Oct 03, 2015)
Tackles For Loss	2.0	Walter Brady, at Missouri (Oct 03, 2015) Domenic Spencer, vs UCF (Sep 26, 2015)
Interceptions	1	6 players tied

The Last Time It Happened

The Last Time South Carolina...

SHUT OUT AN OPPONENT:
34-0, vs NC State (8/28/08)

WAS SHUT OUT:
18-0, vs. Georgia (9/9/06)

SCORED ON A SAFETY:
vs UCF (9/26/15)

ALLOWED A SAFETY:
at Mississippi State (10/15/11)

FORCED 4+ TURNOVERS:
5, vs. South Alabama (11/22/14)

FORCED 5+ TURNOVERS:
5, vs. South Alabama (11/22/14)

FORCED 6+ TURNOVERS:
6, vs. Clemson (11/30/13)

RETURNED A KICKOFF FOR A TD:
Rashad Fenton, 96 yards at LSU (10/10/15)

ALLOWED KICK RET. FOR A TD:
Darrius Sims at Vanderbilt, 100 yards (9/20/14)

ALLOWD 2 KICK RET. FOR TDs:
Darrius Sims at Vanderbilt, 91 and 100 yards (9/20/14)

RETURNED A PUNT FOR A TD:
Ace Sanders, 63 yards vs. Michigan (11/1/13)

ALLOWED A PUNT RET. FOR A TD:
Lito Sheppard, Florida, 57 yards (11/11/00)

RETURNED AN INT FOR A TD:
Brison Williams, 21 yards vs South Alabama (11/22/14)

ALLOWED AN INT FOR A TD:
Alvin Dupree, 6 yards at Kentucky (10/4/14)

RETURNED A FUMBLE FOR A TD:
D.J. Swearinger, 65 yards vs. UAB (9/15/12)

ALLOWED FUMBLE RET. FOR A TD:
Jason LeDoux, LSU, 15 yards (10/18/03)

HAD A DEFENSIVE PLAYER SCORE TWO TOUCHDOWNS IN A GAME:
Melvin Ingram at Georgia, 68-yard fake punt & 5-yard fumble recovery (9/10/11)

HAD A PLAYER RUSH, PASS AND RECEIVE A TD IN A GAME: Pharoh Cooper, vs. Tennessee (11/1/14)

RAN A FAKE PUNT FOR A TD:
Melvin Ingram, 68 yards at Georgia (9/10/11)

HAD A PLAYER PASS FOR 300+ YDS:
347, Dylan Thompson, vs. Tennessee (11/1/14)

HAD A PLAYER PASS FOR 350+ YDS:
402, Dylan Thompson, at Auburn (10/25/14)

HAD A PLAYER PASS FOR 400+ YDS:
402, Dylan Thompson, at Auburn (10/25/14)

HAD A PLAYER PASS FOR 450+ YDS:
473, Steve Taneyhill vs. Mississippi State (10/14/95)

HAD A PLAYER COMP. 30+ PASSES:
31, Stephen Garcia at Vanderbilt (10/23/10)

HAD A PLAYER ATT. 40+ PASSES:
41, Dylan Thompson, at Florida (11/15/14)

HAD A PLAYER ATT. 50+ PASSES:
50, Dylan Thompson, at Auburn (10/25/14)

HAD A PLAYER RUSH FOR 150+ YDS:
183, Mike Davis at Kentucky (10/4/14)

HAD A PLAYER RUSH FOR 200+ YDS:
246, M. Lattimore vs. Navy (9/17/11)

HAD A PLAYER RUSH FOR 250+ YDS:
278, Brandon Bennett vs. East Tennessee State (10/5/91)

HAD TWO PLAYERS RUSH FOR 100+ YARDS:
Mike Davis (111) and David Williams (110) vs. Furman (10/18/14)

HAD A PLAYER WITH 150+ YARDS RECEIVING:
170, Pharoh Cooper, vs. Miami (Fla.) (12/27/14)

HAD A PLAYER WITH 200+ YARDS RECEIVING:
233, Pharoh Cooper, vs. Tennessee (11/1/14)

HAD TWO PLAYERS WITH 100 YARDS RECEIVING:
Bruce Ellington (140) and Shaq Roland (112), vs. Wisconsin (1/1/14)

HAD TWO PLAYERS WITH 10+ RECEPTIONS:
Bruce Ellington (10) and Mike Davis (10), at Missouri (10/26/13)

HAD A PLAYER WITH 500+ YARDS TOTAL OFFENSE:
512, Steve Taneyhill vs. Mississippi State (10/14/95)

HAD A PLAYER RUSH AND PASS FOR 100 YARDS EACH:
Lorenzo Nuñez, vs. UCF, 123 rush, 184 pass (09/26/15)

HAD A PLAYER SCORE 4+ TDs:
5, Sidney Rice vs. FAU (9/23/06)

HAD A PLAYER PASS FOR 4 TDs:
5, Dylan Thompson, at Auburn (10/25/14)

HAD A PLAYER PASS FOR 5 TDs:
5, Dylan Thompson, at Auburn (10/25/14)

HAD A PLAYER RUSH FOR 3 TDs:
3, Mike Davis at Kentucky (10/4/14)

HAD A PLAYER CATCH 3+ TDs:
3, Alshon Jeffery vs. Kentucky (10/10/09)

HAD A PLAYER CATCH 4+ TDs:
5, Sidney Rice vs. Fla. Atlantic (9/23/06)

HAD A PLAYER CATCH 5+ TDs:
5, Sidney Rice vs. Fla. Atlantic (9/23/06)

HAD A PLAYER ACCOUNT FOR 4+ TDs:
4, 233, Pharoh Cooper, vs. Tennessee (11/1/14)

HAD A PLAYER KICK 4 FGs:
4, Elliott Fry vs. East Carolina (9/6/14)

HAD A PLAYER KICK 5+ FGs:
5, Spencer Lanning at Georgia (9/12/09)

HAD A PLAYER WITH 2 INTs:
2, T.J. Holloman vs. UCF (9/26/15)

HAD A PLAYER WITH 3 INTs:
3, Patrick Hinton vs. NC State (10/29/88)

BLOCKED A FIELD GOAL ATT.:
Gerald Dixon Jr. at Florida (11/15/14)

RETURNED A BLOCKED FIELD GOAL ATTEMPT FOR A TD:
Captain Munnerlyn at Kentucky, 81 yards, (10/11/08)

BLOCKED A PAT:
Byron Jerideau at Florida (10/20/12)

RETURNED AN EXTRA POINT FOR A DEFENSIVE PAT:
Victor Hampton at Florida (10/20/12)

BLOCKED A PUNT:
Carlton Heard at Florida (11/15/14)

RETURNED A BLOCKED PUNT FOR A TD:
Derek Watson vs Florida, 2 yds, (11/11/00)

BLOCKED A PUNT AND FIELD GOAL IN THE SAME GAME:
at Florida (11/15/14)

HAD A PUNT BLOCKED:
at Kentucky (9/29/12)

HAD A FIELD GOAL BLOCKED:
vs. Michigan (1/1/13)

HAD A PAT BLOCKED:
vs. Kentucky (10/8/11)

ALLOWED PAT TO BE RETURNED FOR 2 POINTS:
Denzil Ware, vs. Kentucky (9/12/15)

MISSED A PAT:
at Georgia (9/7/13)

FAILED A PAT ATTEMPT:
vs UCF (9/26/15)

MADE A 2-PT CONVERSION:
Connor Shaw pass to Nick Jones vs. Kentucky (10/5/13)

ATTEMPTED A 2-PT CONVERSION:
vs. Kentucky (9/12/15)

RECOVERED OWN ONSIDE KICK:
at Auburn (10/25/14)

HAD LESS THAN 50 YDS RUSHING:
36, at Florida (10/20/12)

HAD 300+ YARDS RUSHING:
352, vs. Coastal Carolina (11/23/13)

HAD 600+ TOTAL NET YARDS:
625, vs. Tennessee (11/1/14)

HAD A 50+ YARD RUN:
70, Brandon Wilds, vs. Tennessee (11/1/14)

HAD A 50+ YARD RECEPTION:
78, Dylan Thompson to Pharoh Cooper, vs Miami (Fla.) (12/27/14)

The Last an Opponent Had...

TEAM...

LESS THAN 50 YARDS RUSHING:
26, vs UCF (9/26/15)

200+ YARDS RUSHING:
396, at LSU (10/10/15)

300+ YARDS RUSHING:
396, at LSU (10/10/15)

LESS THAN 100 YARDS PASSING:
60, at Florida (11/15/14)

400+ YARDS PASSING:
511, vs. Texas A&M (8/28/14)

LESS THAN 200 TOTAL NET YARDS:
183, at Florida (10/20/12)

500+ TOTAL NET YARDS:
624, at LSU (10/10/15)

600+ TOTAL NET YARDS:
624, at LSU (10/10/15)

INDIVIDUAL...

350+ YARDS PASSING:
511, Kenny Hill, Texas A&M (8/28/14)

400+ YARDS PASSING:
511, Kenny Hill, Texas A&M (8/28/14)

150+ YARDS RUSHING:
161, Derrius Guice and 158, Leonard Fournette, at LSU (10/10/15)

200+ YARDS RUSHING:
246, Mark Ingram, at Alabama (10/17/09)

250+ YARDS RUSHING:
321, Darren McFadden, Arkansas (11/3/07)

300+ YARDS RUSHING:
321, Darren McFadden, Arkansas (11/3/07)

200+ YARDS RECEIVING:
217, Darvin Adams, Auburn (12/4/10)

50+ YARD RUN:
87, Leonard Fournette, at LSU (10/10/15)

50+ YARD RECEPTION:
62, Brandon Harris to Travin Dural, at LSU (10/10/15)

MADE 4+ FIELD GOALS:
4, Aleem Sunanon, S. Alabama (11/22/14)

RUSHED FOR 4+ TOUCHDOWNS:
4, Chad Jasmin, Clemson (11/21/03)

PASSED FOR 4+ TOUCHDOWNS:
4, Aaron Murray, Georgia (9/7/13)

TWO PLAYERS WITH...

100+ YARDS RUSHING:
at LSU, Derrius Guice (161) & Leonard Fournette (158) (10/10/15)

100+ YARDS RECEIVING:
UCF, Mike Walker (105) & Brandon Marshall (102), (9/1/05)

2015 Game Recaps

GM
1

South Carolina 17
North Carolina 13



September 3, 2015
Bank of America Stadium
Charlotte, N.C.
51,664



CHARLOTTE, N.C.—The 2015 South Carolina football season kicked off Thursday evening in Charlotte as South Carolina (1-0) defeated North Carolina (0-1) 17-13 in the Belk College Kickoff game at Bank of America Stadium.

A healthy dose of the running game would power the Gamecocks all night as the Gamecocks rushed for 254 yards with Shon Carson coming up with the big run of the night with a 48-yard carry for a touchdown in the fourth quarter. The Gamecocks would also make key plays on the defensive end with three turnovers including a pair of interceptions in the end zone by junior linebacker Skai Moore.

North Carolina scored first, covering 91 yards in just five plays and a little over a minute culminating with a 21-yard pass over the middle from Marquise Williams to Bug Howard.

To respond, the Gamecocks turned to the ground game early, with Pharoah Cooper running the Wildcat and Brandon Wilds grinding out first downs. Connor Mitch would connect on his first completion of the game on a 16-yard screen out to Jerell Adams, then went for 20 more to Brandon Wilds to get them to the opponent's 25. Wilds and Cooper would carry it down to the nine before the end of the first quarter, and facing third-and-five, Mitch connected with Cooper on a slant over the middle to tie the game up at 7-7.

A field goal drive for North Carolina would put it back up 10-7, but Mitch would also show off his ground game on the ensuing drive, with runs of 15 and nine yards and a pair of first downs. The Gamecocks would not be able to cash in with a touchdown, but Elliott Fry knocked home a 25-yard field goal to tie the game back up at 10 with seven minutes to go before halftime.

Another North Carolina drive would be halted by the Gamecocks' defense on the very next drive. After taking the ball all the way down to the South Carolina 15, the Tar Heels faced a third-and-five. Kelsey Griffin and Darius English would find daylight up the middle, with Griffin making the initial contact. The sack would force another field goal, but it allowed North Carolina to take a 13-10 lead to halftime.

The Gamecock defense stiffened in the second half, keeping the team in the game while the offense found its footing. Finally early in the fourth quarter, the Gamecocks got their run game untracked. Two runs from David Williams would give them a first down across midfield, and Shon Carson would be the exclamation point. He took a shotgun sweep handoff and went 48 yards virtually untouched to give Carolina its first lead of the game.

With the Gamecock faithful getting rowdy in the stands, the defense remained locked in and forced a quick three-and-out. Perry Orth would take over the offense with 11:46 to play in the game, after Connor Mitch went to the locker room with an undisclosed injury.

Carson would take much of the pressure off him early in the drive, carrying for 27 yards on the first three plays of the drive. Orth would join in the fun to pick up a key first down with his legs and get the Gamecocks in the red zone, but the offense would miss out on fourth and inches at the UNC 12 to give the Tar Heels possession with nine minutes left to play.

The UNC defense was finally able to solve Carolina's defense and quickly moved into the red zone with a chance to take back the lead. The shortened field would come to the aid of the Gamecocks, who were able to blanket the Tar Heel receivers and force a third and goal at the three. Dante Sawyer would pull down Williams for his first career sack and force a timeout with fourth down at the eight-yard line and just 3:40 on the clock.

In a mirror image of his play in the first quarter, Skai Moore would step in front of a pass right in the end zone to end the threat. With momentum from the turnover, South Carolina would run out the clock to seal the victory.



North Carolina	7	6	0	0	13
South Carolina	0	10	0	7	17

Scoring Summary

1st	5:21	UNC	Howard 21-yard pass from Williams (Weiler kick) (5-91-1:11)	0-7
2nd	14:56	SC	P. Cooper 9-yard pass from Mitch (Fry kick) (11-75-5:25)	7-7
2nd	12:23	UNC	Weiler 47-yard field goal (7-45-2:33)	7-10
2nd	7:11	SC	Fry 25-yard field goal (11-68-5:12)	10-10
2nd	1:44	UNC	Weiler 38-yard field goal (11-54-5:27)	10-13
4th	12:45	SC	Carson 48-yard run (Fry kick) (4-64-2:08)	17-13

Team Statistics

	UNC	SC
First Downs	20	22
Rushing	8	15
Passing	11	7
Penalty	1	0
Net Yards Rushing	208	254
Rushing Attempts	33	47
Net Yards Passing	232	140
Cmp.-Att.-Int.	19-31-3	12-27-0
Total Offense Yards	440	394
Total Offense Plays	64	74
Fumbles: No.-Lost	0-0	2-0
Penalties: No.-Yards	6-30	8-60
Punts-Yards	3-93	5-231
Avg. Yards Per Punt	31.0	46.2
Punt Returns: No.-Yards	1-(-1)	0-0
Kickoff Returns: No.-Yards	0-0	1-24
Interceptions: No.-Yards	0-0	3-2
Possession Time	24:22	35:38
Third Down Conversions	5-13	7-15
Fourth Down Conversions	0-2	1-2
Red Zone Scores-Chances	1-3	2-3
Sacks By: No.-Yards	1-2	4-17
PAT Kicks	1-1	2-2
Field Goals	2-2	1-2

Individual Statistics

RUSHING: UNC: Hood 13-138; Logan 7-37; Morris 2-20; M. Williams 10-9; T. Williams 1-4. **SC:** Carson 4-75; Wilds 14-51; Mitch 10-44; Da. Williams 10-42; P. Cooper 4-20; Kelly 1-17; Orth 2-7; Team 2-(-2).

PASSING: UNC: M. Williams 19-31-3-232. **SC:** Mitch 9-22-0-122; Orth 2-2-0-24; P. Cooper 1-2-0-(-6); Team 0-1-0-0.

RECEIVING: UNC: Howard 6-114; Switzer 6-57; Davis 4-52; Hollins 1-6; Singleton 1-3; T. Williams 1-0. **SC:** Wilds 4-44; P. Cooper 3-45; Googer 2-39; Adams 2-18; Heard 1-(-6).

PUNT RETURNS: UNC: Switzer 1-(-1). **SC:** None.

KICKOFF RETURNS: UNC: None. **SC:** Samuel 1-24.

INTERCEPTION RETURNS: UNC: None. **SC:** Moore 2-0; Diggs 1-2.

2015 Game Recaps

GM
2

Kentucky 26 South Carolina 22



September 12, 2015
Williams-Brice Stadium
Columbia, S.C.
82,178



COLUMBIA, S.C.— The Kentucky Wildcats (2-0, 1-0 SEC) would do just enough to hold off a furious second-half comeback attempt in a 26-22 win over Carolina (1-1, 0-1 SEC).

The nine-day break since the team's game against North Carolina would not slow down linebacker Skai Moore, who helped set up the game's first scoring drive of the day with his third interception of the season. Just one play later, Connor Mitch ran it in for his first career rushing touchdown.

The visitors would rally back for the game's next two scores and closed the first quarter with a 14-7 lead.

Brandon Wilds would be tasked with helping to boost the offense, and his effective running between the tackles would be its first spark of the night. With 7:21 to go in the first half, Wilds ran on four of the first five plays of the drive for 25 yards total. Connor Mitch would then hook up with Pharoh Cooper on a post route to put the offense in the redzone for the first time since its one-play scoring drive in the first quarter.

Just a few plays later, though, a botched option pitch would not only cost the Gamecocks seven yards on third down, but it would cost them their starting quarterback as well. Mitch would dive for the fumbled pitch, but injured his shoulder in the process.

A missed field goal ended Carolina's drive, and the Wildcats offense made quick work in the final three minutes of the half with a 76-yard touchdown drive. Towles set it up with a pair of long completions and capped it himself with a one-yard dive with seconds remaining in the half for a 24-7 lead.

The Gamecock defense came out on a mission to start the second half and quickly forced Kentucky's first punt of the game. A low, spiraling punt would be returned for 24 yards by Pharoh Cooper to set up the offense.

Perry Orth would take the reins of the offense after Mitch was diagnosed with a shoulder injury, and he and Cooper would connect to get the team back into the redzone. Carolina would later settle for a 27-yard field goal to get back on the scoreboard.

Kentucky would go three-and-out again to set up the Gamecocks just shy of midfield. A 34-yard run for Brandon Wilds on the first play of the drive would keep sliding the momentum little by little. The drive would stall inside the 15 again, though, leading to another Fry field goal and a 24-13 game.

The Wildcats continued to be stymied on offense, going three-and-out on its third straight drive of the half with four minutes to go in the third and the Gamecocks took over with the comeback attempt thriving. Strong runs from Shon Carson would put them down to the two yard line, but a penalty would set them back.

As the third quarter came to a close, the Gamecocks held a 136-22 advantage in yards gained in the 15-minute span, but were still in search of that elusive touchdown. The penalty would ultimately come back to cost them and a third straight drive would be sealed by a field goal.

After a fourth-straight punt from Kentucky, the Gamecocks would use some clutch throws from Orth to finally hit pay-dirt. Facing a third-and-12 on their own 33, Orth hit Cooper for 16. Later in the drive, he connected with Deebo Samuel for 10 on fourth-and-two, and on the very next play Jerrell Adams took a post route 33 yards for the score and a 24-22 game. It was Orth's first career touchdown pass.

On the team's two-point attempt to try and tie the game, Cooper would fumble and Kentucky took it 98 yards for two points of their own and a 26-22 advantage. It would be a game-defining play, as it meant the Gamecocks needed a touchdown to complete the comeback.

The Wildcats would convert their first first down of the half with eight minutes to go, trying to respond to Carolina's comeback. It would go no further than that, but put 89 yards in front of the Gamecocks with just seven minutes left to go. What started as a healthy drive would be stopped after Orth was intercepted at the Kentucky 23 after being flushed from the pocket. The Wildcats were able to seal the win after a pair of first downs burned Carolina's remaining timeouts.



Kentucky	14	10	0	2	26
South Carolina	7	0	6	9	22

Scoring Summary

1st	12:03	SC	Mitch 1-yard run (Fry kick) (1-1-0:05)	7-0
1st	7:49	UK	Horton 8-yard run (MacGinnis kick) (10-80-4:07)	7-7
1st	1:48	UK	Kemp 2-yard run (MacGinnis kick) (8-76-3:02)	7-14
2nd	7:29	UK	MacGinnis 29-yard field goal (15-59-6:45)	7-17
2nd	0:17	UK	Towles 1-yard run (MacGinnis kick) (7-76-2:29)	7-24
3rd	11:13	SC	Fry 27-yard field goal (5-33-1:25)	10-24
3rd	6:18	SC	Fry 29-yard field goal (7-47-2:06)	13-24
4th	14:14	SC	Fry 21-yard field goal (10-56-4:53)	16-24
4th	8:09	SC	Adams 33-yard pass from Orth (P. Cooper rush fumble) (10-78-4:49)	22-24
4th	8:09	UK	Ware PAT return	22-26

Team Statistics

	UK	SC
First Downs	19	22
Rushing	12	9
Passing	7	10
Penalty	0	3
Net Yards Rushing	207	195
Rushing Attempts	38	34
Net Yards Passing	192	222
Cmp.-Att.-Int.	21-29-1	17-27-1
Total Offense Yards	399	417
Total Offense Plays	67	61
Fumbles: No.-Lost	3-0	1-0
Penalties: No.-Yards	7-74	5-50
Punts-Yards	5-182	3-122
Avg. Yards Per Punt	36.4	40.7
Punt Returns: No.-Yards	0-0	2-24
Kickoff Returns: No.-Yards	2-33	2-42
Interceptions: No.-Yards	1-3	1-14
Possession Time	31:48	28:12
Third Down Conversions	4-14	2-10
Fourth Down Conversions	2-2	1-1
Red Zone Scores-Chances	4-4	4-5
Sacks By: No.-Yards	2-13	1-5
PAT Kicks	3-3	1-1
Field Goals	1-1	3-4

Individual Statistics

RUSHING: UK: Williams 14-107; Kemp 13-78; Horton 2-20; Towles 4-8; King 1-1; Team 4-(-7). **SC:** Wilds 16-106; Nuñez 2-40; Carson 5-36; Da. Williams 5-18; Mitch 4-7; Orth 1-(-5); Team 1-(-7).

PASSING: UK: Towles 21-29-1-192. **SC:** Orth 13-20-1-179; Mitch 4-7-0-43.

RECEIVING: UK: Badet 4-62; Baker 4-51; Johnson 4-39; Williams 4-23; Bone 2-10; Horton 1-5; Timmons 1-2; Kemp 1-0. **SC:** P. Cooper 9-100; Adams 3-52; Wilds 2-22; Heard 1-31; Samuel 1-10; August 1-7.

PUNT RETURNS: UK: None. **SC:** P. Cooper 2-24.

KICKOFF RETURNS: UK: King 2-33. **SC:** Carson 2-42.

INTERCEPTION RETURNS: UK: Westry 1-3. **SC:** Moore 1-14.

2015 Game Recaps

GM
3

Georgia 52
South Carolina 20



September 19, 2015
Sanford Stadium
Athens, Ga.
92,746



ATHENS, GA.— Greyson Lambert was 24-for-25 in the air for 330 yards and three touchdowns and Nick Chubb carried 21 times for 159 yards and two touchdowns as No. 7/8 Georgia (3-0, 2-0 SEC) defeated South Carolina (1-2, 0-2 SEC) 52-20 on Saturday at Sanford Stadium.

South Carolina junior quarterback Perry Orth went 6-for-17 in the air for 66 yards and also carried for a 4-yard touchdown in his first career start for the Garnet & Black. In his first significant action of the season, freshman quarterback Lorenzo Nuñez came on to carry 10 times for 76 yards and scored his first career touchdown with a 7-yard touchdown run in the fourth quarter. He finished 4-for-5 in the air for 18 yards.



Both teams would trade field goals in the first quarter. The Bulldogs would go 71 yards on their first drive of the game and break ahead 3-0 on a 30-yard field goal by Marshall Morgan. South Carolina answered on the next drive. Orth would move the ball with a couple big plays as he connected on a 10-yard reception to Perry Orth and a 15-yard pass to D.J. Neal to break into Georgia territory. The Gamecocks would tie it at 3-3 after a 45-yard field goal by Elliott Fry.

Georgia scored on consecutive possessions in the second quarter to build a 17-3 lead. The Bulldogs regained the lead with an 82-yard drive in the second quarter capped by Nick Chubb's 2-yard touchdown run. Chubb would carry six times for 35 yards on the drive with Lambert connecting on a pair of big passes with a 17-yard completion to Terry Godwin and a 20-yard pass to Jay Rome. After forcing the Gamecocks to punt the Bulldogs would use seven plays to go 88 yards with Sony Michel scoring on a 21-yard touchdown run.

The Gamecocks fought back on the next possession with a steady dose of the ground game on the way to a 4-yard touchdown run for Orth, his first career TD run as Carolina cut the deficit to 17-10. The Gamecocks would bring freshman quarterback Lorenzo Nuñez in and he would start the drive off with a 17-yard gain on the ground. An 11-yard gain by Pharoh Cooper would break the Gamecocks into Georgia territory and Brandon Wilds followed with a 13-yard rush. Orth would come up big on a key 3rd & 6 on the UGA 23 as he connected with tight end Jerell Adams for a 15-yard completion. Two plays later, Orth went around left end on a quarterback keeper to score from four yards out for the Carolina score.

With 2:10 remaining in the second quarter, Georgia put together eight plays for 78 yards with Lambert going 5-for-5 in the air including a 5-yard touchdown pass to Malcolm Mitchell to give the Bulldogs a 14-point lead.

Despite little time remaining in the quarter, Shon Carson gave the Gamecocks a spark with a 51-yard kickoff return with 15 additional yards tacked on after the play on a face mask penalty by Georgia's Reggie Davis. With seven seconds left, Elliott Fry knocked a career-long 51-yard field goal through the uprights to cut the Gamecocks' deficit to 24-13 as time expired for the first half.

Georgia would strike on the first drive of the second half with Lambert completing an 11-yard touchdown pass to Sony Michel. After a Carolina interception, they would connect again on an 11-yard score to build a 38-13 lead on the Gamecocks. The Bulldogs scored three touchdowns in the third quarter. Nuñez would drive the Gamecocks in the fourth quarter with a 7-yard run. The Bulldogs followed that up with one more scoring drive.

South Carolina	3	10	0	7	20
Georgia	3	21	21	7	52

Scoring Summary

1st	7:16	UGA	Morgan 30-yard field goal (11-71-4:36)	0-3
1st	1:36	SC	Fry 45-yard field goal (13-48-5:40)	3-3
2nd	12:56	UGA	Chubb 2-yard run (Morgan kick) (9-82-3:35)	3-10
2nd	7:37	UGA	Michel 21-yard run (Morgan kick) (7-88-3:42)	3-17
2nd	2:17	SC	Orth 4-yard run (Fry kick) (9-72-5:13)	10-17
2nd	0:17	UGA	Mitchell 5-yard pass from Lambert (Morgan kick) (8-78-1:53)	10-24
2nd	0:00	SC	Fry 51-yard field goal (1-0-0:07)	13-24
3rd	13:15	UGA	Michel 11-yard pass from Lambert (Morgan kick) (5-75-1:45)	13-31
3rd	12:48	UGA	Michel 11-yard pass from Lambert (Morgan kick) (1-11-0:06)	13-38
3rd	4:13	UGA	Chubb 7-yard run (Morgan kick) (2-23-0:36)	13-45
4th	13:49	SC	Nuñez 7-yard run (Fry kick) (4-54-1:16)	20-45
4th	8:24	UGA	Marshall 3-yard run (Marshall kick) (9-83-5:18)	20-52

Team Statistics

	SC	UGA
First Downs	16	32
Rushing	8	12
Passing	7	17
Penalty	1	3
Net Yards Rushing	174	246
Rushing Attempts	39	38
Net Yards Passing	84	330
Cmp.-Att.-Int.	10-22-1	24-25-0
Total Offense Yards	258	576
Total Offense Plays	61	63
Fumbles: No.-Lost	2-0	2-1
Penalties: No.-Yards	4-40	7-74
Punts-Yards	5-204	2-81
Avg. Yards Per Punt	40.8	40.5
Punt Returns: No.-Yards	1-14	2-22
Kickoff Returns: No.-Yards	6-162	3-40
Interceptions: No.-Yards	0-0	1-33
Possession Time	30:38	29:22
Third Down Conversions	4-14	1-4
Fourth Down Conversions	1-2	0-0
Red Zone Scores-Chances	2-2	7-8
Sacks By: No.-Yards	0-0	1-6
PAT Kicks	2-2	7-7
Field Goals	2-2	1-1

Individual Statistics

RUSHING: SC: Nuñez 10-76; P. Cooper 5-34; Wilds 5-24; Da. Williams 6-22; Talley 1-10; Carson 7-7; Paulk 2-3; Orth 3-(-2). **UGA:** Chubb 21-159; Michel 8-51; Marshall 4-19; Lambert 2-10; McKenzie 1-8; Team 1-0; Douglas 1-(-1).

PASSING: SC: Orth 6-17-1-66; Nuñez 4-5-0-18. **UGA:** Lambert 24-25-0-330.

RECEIVING: SC: Belton 4-18; Samuel 2-20; Adams 1-15; Neal 1-15; August 1-10; P. Cooper 1-6. **UGA:** Mitchell 8-122; Davis 3-52; Michel 3-32; Harris 2-35; Godwin 2-28; Hicks 2-19; Blazevich 2-13; Rome 1-20; Chigbu 1-9.

PUNT RETURNS: SC: P. Cooper 1-14. **UGA:** McKenzie 2-22.

KICKOFF RETURNS: SC: Carson 6-162. **UGA:** McKenzie 3-40.

INTERCEPTION RETURNS: SC: None. **UGA:** Sanders 1-33.

2015 Game Recaps

GM
4

South Carolina 31
UCF 14



September 26, 2015
Williams-Brice Stadium
Columbia, S.C.
78,411



COLUMBIA, S.C.— South Carolina's pair of second-half interceptions from T.J. Holloman and touchdown passes from Lorenzo Nuñez defined a solid third quarter as the Gamecocks powered past UCF 31-14 Saturday afternoon at Williams-Brice Stadium. Trailing 14-8 at halftime, South Carolina played a near flawless third quarter en route to 20 unanswered points while allowing the Knights just 73 yards of offense in the period.

Save for an opportunistic second quarter for UCF, South Carolina dominated the game on the scoreboard and the stat sheet. A balanced offensive attack saw the Gamecocks' 400 total yards come via 216 rushing yards and 184 passing. Defensively, South Carolina held the Knights to 3-of-12 on third down, had five tackles for loss, along with the two picks.

The Gamecocks controlled the first 19 minutes of the game, using extended drives on offense and limiting UCF to just two first downs. In his first career start, Nuñez led the Gamecocks on a scoring drive on their first possession, with Elliott Fry connecting for a career-long 52-yard field goal.

After a South Carolina punt pinned the Knights on their own two-yard line, Boosie Whitlow found his way into the backfield for a tackle in the end zone and a 5-0 South Carolina lead with 14:42 to play in the half. It was the Gamecocks' first safety since Sept. 12, 2009, at Georgia.

The defense again forced UCF into a three-and-out, but a muffed catch on the punt gave the Knights the ball on the 1-yard line, and Nick Patti punched it in for a touchdown and a 7-5 UCF lead with 11:04 to go in the half.

The touchdown energized the Knights on both sides of the ball. After forcing a punt, UCF launched a 93-yard drive capped off by Schneider's three pass completions, including a 30-yard floater to Tre'Quan Smith in the front corner of the end zone for a 14-5 lead with 5:18 left in the quarter. The Gamecocks added another Fry field goal to head into intermission trailing 14-8.

Nuñez opened up the first scoring drive of the second half with a 23-yard rush to get into UCF territory. A pair of Shon Carson rushes set up a Nuñez lateral to Cooper in the flat with the junior looking to pass. With his wide receivers covered, Cooper reversed to the left, picked up a solid block from Nuñez and scampered up the sideline for South Carolina's first TD and a 15-14 lead midway through the third quarter.

South Carolina quickly got the ball back on the first of two T.J. Holloman interceptions. Schneider's pass was tipped by Skai Moore, and Holloman scooped it up just before it hit the ground. Three plays later, Nuñez faked a handoff to the left, rolled to the right and found Jacob August for a scoring strike.

Leading 22-14 with 4:39 to play in the third quarter, the Gamecock defense again stepped up with Holloman corralling another interception. Less than 90 seconds later, Nuñez connected on his second touchdown pass, delivering to Cooper for a 35-yard strike. A muffed extra point left the Gamecocks with a 28-14 lead heading into the final stanza.

The Knights made it into South Carolina territory on their next possession, but the Gamecock defense took over on downs after D.J. Smith wrapped up Cedric Thompson for no gain on a 4th-and-6 play. With 11:30 to play, South Carolina kept the ball on the ground, rushing 12 times to set up a 33-yard field goal from Fry with just 2:53 on the clock.

Nuñez closed out his first career start with 123 yards rushing to go with 12-of-22 passing for 184 yards and two touchdowns in the air. He connected with five different receivers, including four times with Cooper, who finished with 69 receiving yards and both rushing and receiving touchdowns.



UCF	0	14	0	0	14
South Carolina	3	5	20	3	31

Scoring Summary

1st	9:47	SC	Fry 52-yard field goal (12-40-5:13)	3-0
2nd	14:42	SC	Team safety	5-0
2nd	11:04	UCF	Patti 1-yard run (Wright kick) (1-1-0:08)	5-7
2nd	5:18	UCF	Smith 30-yard pass from Schneider (Wright kick) (7-93-3:42)	5-14
2nd	1:04	SC	Fry 27-yard field goal (10-62-4:19)	8-14
3rd	7:41	SC	P. Cooper 29-yard run (Fry kick) (4-74-1:26)	15-14
3rd	4:39	SC	August 13-yard pass from Nuñez (Fry kick) (4-40-1:36)	22-14
3rd	1:47	SC	P. Cooper 35-yard pass from Nuñez (Fry pass attempt failed) (4-54-1:25)	28-14
4th	2:53	SC	Fry 33-yard field goal (13-49-8:37)	31-14

Team Statistics

	UCF	SC
First Downs	15	20
Rushing	3	10
Passing	11	9
Penalty	1	1
Net Yards Rushing	26	216
Rushing Attempts	23	43
Net Yards Passing	204	184
Cmp.-Att.-Int.	23-38-2	12-25-0
Total Offense Yards	230	400
Total Offense Plays	61	68
Fumbles: No.-Lost	0-0	1-1
Penalties: No.-Yards	5-31	2-20
Punts-Yards	5-228	4-180
Avg. Yards Per Punt	45.6	45.0
Punt Returns: No.-Yards	0-0	2-12
Kickoff Returns: No.-Yards	2-48	3-68
Interceptions: No.-Yards	0-0	2-8
Possession Time	26:06	33:54
Third Down Conversions	3-12	7-16
Fourth Down Conversions	1-3	1-1
Red Zone Scores-Chances	1-1	3-3
Sacks By: No.-Yards	1-9	2-19
PAT Kicks	2-2	2-2
Field Goals	0-0	3-4

Individual Statistics

RUSHING: UCF: Jones 9-22; Patti 4-11; McGowan 6-8; Thompson 1-2; Schneider 3-(-17). SC: Nuñez 18-123; Carson 7-35; Da. Williams 14-32; P. Cooper 1-(-1).

PASSING: UCF: Schneider 20-35-2-189; Patti 3-3-0-15. SC: Nuñez 12-22-0-184; Orth 0-3-0-0.

RECEIVING: UCF: Smith 5-82; Payton 5-42; Johnson 2-21; Franks 2-17; Patti 2-11; Tiralosi 2-8; Thompson 2-7; Bloom 1-7; Jones 1-5; Wilson 1-4. SC: P. Cooper 4-69; Adams 3-47; Heard 2-38; August 2-21; Jeffery 1-9.

PUNT RETURNS: UCF: None. SC: P. Cooper 2-12.

KICKOFF RETURNS: UCF: Payton 2-48. SC: Carson 2-52; Talley 1-16.

INTERCEPTION RETURNS: UCF: None. SC: Holloman 2-8.

2015 Game Recaps

**GM
5**

Missouri 24 South Carolina 10

October 3, 2015
Memorial Stadium
Columbia, Mo.
66,751



COLUMBIA, MO. — Missouri broke open a close contest midway in the third quarter with a 1-yard touchdown run by Ish Witter and shut South Carolina out in the second half on the way to a 24-10 victory on Saturday afternoon at Memorial Stadium. South Carolina drops to 2-3 and 0-3 in SEC play with Missouri now 4-1 and 1-1 in league play.

Gamecock wide receiver Pharoah Cooper caught 9 passes for 102 yards and moved up to 16th on the Gamecocks' all-time career reception list with 97, two shy of Ace Sanders for 15th in school history. It was Cooper's second 100-yard receiving game of the season and sixth of his career. Freshman quarterback Lorenzo Nuñez tallied a career-high with 15 completions and finished 15-for-24 for 172 yards including a touchdown pass. Missouri quarterback Drew Lock was 21-for-28 for 136 passing yards with Witter carrying 17 yards for 98 yards to lead the Tigers.

Both teams forced 3-and-outs to open the game. Missouri would then grab a 7-0 lead on their second possession as Lock led the Tigers down the field in an 11-play 51-yard drive capped by an 8-yard touchdown pass to Nate Brown.

Late in the first quarter South Carolina cut the deficit to 7-3 on a 34-yard field goal by Elliott Fry. The Gamecocks set up the field goal on a great catch down the sideline by Cooper on a 35-yard completion from Nuñez to put the Gamecocks in scoring position.

Missouri would add a field goal early in the second quarter to extend their lead to 10-3 as Andrew Baggett kicked a 21-yard field goal with 13:42 remaining in the second quarter.

South Carolina answered with a 14-play 75-yard drive to tie the game at 10-10 capped by an 8-yard touchdown pass from Nuñez to Shon Carson. Nuñez went 4-for-4 on the drive and sophomore tailback David Williams came up with a key 16-yard run to convert a 4th down. After a targeting penalty on Missouri freshman defensive tackle Terry Beckner Jr. moved the Gamecocks inside the Missouri 10, the Gamecocks would score three plays later as Nuñez's pass was tipped by a Missouri defender into the hands of Carson, who scampered in for the Gamecock score.

Missouri regained the lead on their ensuing drive as Lock and Brown connected again for 9-yard pass as the Tigers went 11 plays, 65 yards in 4:32 to take a 17-10 lead.

Missouri defensive end Walter Brady picked off a Nuñez pass midway in the third quarter to give the Tigers the ball on the Carolina 31-yardline. Seven plays later, the Tigers would score as tailback Ish Witter scored from 1 yard out giving Missouri a 24-10 advantage.



South Carolina	3	7	0	0	10
Missouri	7	10	7	0	24

Scoring Summary

1st	7:16	MIZ	Brown 8-yard pass from Lock (Baggett kick) (11-51-4:09)	0-7
1st	2:11	SC	Fry 34-yard field goal (5-32-1:25)	3-7
2nd	13:42	MIZ	Baggett 21-yard field goal (11-72-3:29)	3-10
2nd	9:20	SC	Carson 8-yard pass from Nuñez (Fry kick) (14-75-4:22)	10-10
2nd	4:48	MIZ	Brown 9-yard pass from Lock (Baggett kick) (11-65-4:32)	10-17
3rd	3:36	MIZ	Witter 1-yard run (Baggett kick) (7-31-2:41)	10-24

Team Statistics

	SC	MIZ
First Downs	17	18
Rushing	7	13
Passing	9	5
Penalty	1	0
Net Yards Rushing	112	163
Rushing Attempts	34	42
Net Yards Passing	186	136
Cmp.-Att.-Int.	17-30-3	21-28-0
Total Offense Yards	298	299
Total Offense Plays	64	70
Fumbles: No.-Lost	0-0	1-0
Penalties: No.-Yards	4-35	3-29
Punts-Yards	4-142	5-179
Avg. Yards Per Punt	35.5	35.8
Punt Returns: No.-Yards	0-0	1-10
Kickoff Returns: No.-Yards	1-21	0-0
Interceptions: No.-Yards	0-0	3-23
Possession Time	28:04	31:56
Third Down Conversions	5-13	9-16
Fourth Down Conversions	2-2	1-1
Red Zone Scores-Chances	2-3	4-4
Sacks By: No.-Yards	2-16	4-28
PAT Kicks	1-1	3-3
Field Goals	1-2	1-1

Individual Statistics

RUSHING: SC: Nuñez 15-60; Da. Williams 9-40; Orth 2-7; Carson 8-5. **MIZ:** Witter 17-98; Hansbrough 11-43; Hunt 3-17; Abbingtion 1-9; Lock 7-0; Team 3-(-4).

PASSING: SC: Nuñez 15-24-3-172; Orth 2-5-0-14; P. Cooper 0-1-0-0. **MIZ:** Lock 21-28-0-136.

RECEIVING: SC: P. Cooper 9-102; Adams 3-32; Heard 1-15; Markway 1-14; Belton 1-10; Carson 1-8; Da. Williams 1-5. **MIZ:** Reese 6-47; Brown 6-33; Hansbrough 3-9; More 2-19; Leftwich 2-13; Hilton 1-9; Echard 1-6.

PUNT RETURNS: SC: None. **MIZ:** Hilton 1-10.

KICKOFF RETURNS: SC: Carson 1-21. **MIZ:** None.

INTERCEPTION RETURNS: SC: None. **MIZ:** Brady 1-22; Dennis 1-1; Simon 1-0.

2015 Game Recaps

GM
6

#7/5 LSU 45

South Carolina 24



October 10, 2015
Tiger Stadium
Baton Rouge, La.
42,058



South Carolina	3	7	14	0	24
LSU	7	10	21	7	45

Scoring Summary

1st	11:02	SC	Fry 21-yard field goal (13-62-3:58)	3-0
1st	5:47	LSU	Williams 4-yard run (Domingue kick) (13-75-5:47)	3-7
2nd	7:41	LSU	Dupre 10-yard pass from Harris (Domingue kick) (11-6-5:42)	3-14
2nd	7:27	SC	Fenton 96-yard kickoff return (Fry kick)	10-14
2nd	0:00	LSU	Domingue 29-yard field goal (10-54-1:19)	10-17
3rd	14:01	LSU	Fournette 87-yard run (Domingue kick) (2-90-0:51)	10-24
3rd	6:29	LSU	Dural 62-yard pass from Harris (Domingue kick) (10-80-6:11)	10-31
3rd	5:02	SC	Adams 36-yard pass from Orth (Fry kick) (5-60-1:21)	17-31
3rd	1:55	LSU	Williams 1-yard run (Domingue kick) (6-75-3:07)	17-38
3rd	0:39	SC	P. Cooper 43-yard pass from Orth (Fry kick) (3-61-1:44)	24-38
4th	13:15	LSU	Guice 4-yard run (Domingue kick) (6-67-2:13)	24-45

Team Statistics

	SC	LSU
First Downs	12	29
Rushing	6	19
Passing	6	9
Penalty	0	1
Net Yards Rushing	74	396
Rushing Attempts	20	54
Net Yards Passing	209	228
Cmp.-Att.-Int.	15-30-1	18-29-0
Total Offense Yards	283	624
Total Offense Plays	50	83
Fumbles: No.-Lost	1-0	2-0
Penalties: No.-Yards	5-32	7-50
Punts-Yards	3-133	3-115
Avg. Yards Per Punt	44.3	38.3
Punt Returns: No.-Yards	0-0	1-(-1)
Kickoff Returns: No.-Yards	3-124	2-41
Interceptions: No.-Yards	0-0	1-0
Possession Time	20:07	39:53
Third Down Conversions	5-12	9-15
Fourth Down Conversions	1-3	2-2
Red Zone Scores-Chances	1-1	5-6
Sacks By: No.-Yards	1-12	1-6
PAT Kicks	3-3	6-6
Field Goals	1-1	1-1

Individual Statistics

RUSHING: SC: Carson 6-26; Da. Williams 7-25; Orth 4-16; P. Cooper 2-7; Scarnecchia 1-0. **LSU:** Guice 16-161; Fournette 20-158; Williams 10-61; Harris 6-11; Brossette 1-6; Team 1-(-1).

PASSING: SC: Orth 14-25-1-200; Scarnecchia 1-1-0-9; Googer 0-1-0-0. **LSU:** Harris 18-28-0-228; Team 0-1-0-0.

RECEIVING: SC: P. Cooper 7-105; Jeffery 3-35; Da. Williams 2-9; Adams 1-36; Belton 1-15; Hurst 1-9. **LSU:** Dupre 6-74; Dural 4-109; Fournette 3-25; Johnson 2-6; Smith 1-11; Guice 1-2; Moore 1-1.

PUNT RETURNS: SC: None. **LSU:** White 1-(-1).

KICKOFF RETURNS: SC: Fenton 2-118; Crosby 1-6. **LSU:** Williams 1-21; Jackson 1-20.

INTERCEPTION RETURNS: SC: None. **LSU:** Battle 1-0.

BATON ROUGE, LA.— Few fans of Carolina football could have imagined they would call LSU's Tiger Stadium home, but after a tumultuous week in Columbia the Gamecocks went west to take on the seventh-ranked Tigers.

On the field, the Gamecocks faced one of the most potent offenses in the country and Heisman candidate Leonard Fournette. A relentless and physical ground game would be the difference for LSU, though, who won 45-24 behind 54 rushes for 396 yards. The Tigers are now 5-0 (3-0 SEC), the Gamecocks move back to 2-4 (0-4).

Perry Orth finished with 200 yards passing and a pair of touchdown throws. One would go to Pharoh Cooper, who hauled in seven passes for 105 yards. On defense, Marquavius Lewis had his best game in the Garnet and Black, with nine tackles and a sack.

The Gamecocks would open the scoring on their very first drive, using a big third-down conversion to set up a field goal. On their own 45, the Gamecocks faced a third and 11. Orth hooked up with Cooper for a 42 yard passing play to get the ball into the red zone, setting up Elliott Fry's 21-yard field goal.

LSU would immediately counter that score with a 13 play, 75-yard touchdown drive that was capped by a four-yard run by Darrel Williams. It would score again on its first drive of the second quarter to go ahead 14-3, but the Gamecocks would not run and hide from the early adversity. Instead, it would come up with their most explosive play of the day to ignite a small but passionate fanbase in the stadium.

After LSU's touchdown, freshman Rashad Fenton took the ensuing kickoff 96 yards for the big score. The Tigers would overcommit to the left side of the field, and Fenton would go almost untouched to score on his first kick return ever for the team. It snapped a 13-year stretch without a kickoff return for the program, with the last coming from Matthew Thomas at Virginia in 2002.

LSU added a field goal as the half expired to take a 17-10 lead into intermission.

Through the first two quarters, the defense held Fournette to just 49 yards (3.3 per carry), but Harris responded to the run-focused Gamecock defense with 135 yards on 13 completions.

Fournette would nearly double his first-half rushing total on one carry. The sophomore went for an 87-yard touchdown run on his second touch of the third quarter and the Tigers would extend the lead to 24-10. After a three-and-out for Carolina, LSU went for another big play to make it 31-10. Facing a third-and-24 at its own 38, Harris appeared to overthrow his intended receiver, but a streaking Travin Dural caught the pass on the fly and went untouched for a 62-yard score.

Needing a quick answer, South Carolina got just that as it went 60 yards in just 90 seconds to score. Staring at fourth-and-eight and just out of field goal range at the 36, Perry Orth would hit Jerrell Adams over the middle. The senior tight end broke an ankle tackle and went in for his second touchdown of the season on his longest reception of the season.

The third quarter would end with dueling touchdown drives, starting with LSU going 75 yards on just six plays right after Adams' touchdown that made it 38-17. Carolina responded through the air with a three-play drive that would also result in a touchdown. Orth started things off with a 15-yard strike to Matrick Belton, then hit Cooper on a slant and let the playmaker take it 43 yards for the score.

It appeared that the Gamecocks caught a break on the ensuing kickoff, as Landon Ard recovered his own onside kick, but the referees ruled that D.J. Smith was offside on the kick. The Tigers would field the re-kick.

LSU's ground game continued to grind on the Gamecock defense, keeping the score at an arm's length with a touchdown on its fourth consecutive drive to begin the fourth quarter. This time it would be Derrius Guice, diving in from four yards out for the final score of a 45-24 game. Carolina would gain just 33 yards in the fourth, as the Tigers dominated possession through the run game.

#89 JERELL ADAMS

TE | 6-6 | 242 | SR. | 3L

Pinewood, S.C.

(Scott's Branch/Fork Union)

Public Health



2015: Big tight end who is a tough matchup for the opposition... second on the team with 13 receptions and 200 receiving yards... caught two passes for 18 yards in the season opener against North Carolina, including a long of 16... rumbled to a 33-yard touchdown against Kentucky, finishing with three catches for 52 yards... added three catches for 47 yards against UCF and three catches for 32 yards at Missouri... had a 36-yard TD catch at LSU.

CAREER STATISTICS

Year	GP/GS	Rec	Yds	Avg	TD	Long
2012	9/0	4	90	22.5	1	33
2013	13/1	13	187	14.4	2	44
2014	13/5	21	279	13.3	1	45
2015	6/6	13	200	15.4	2	36
Total	41/12	51	756	14.8	6	45

SINGLE-GAME HIGHS

Receptions.....	4, twice, Florida, 2014 and Tennessee, 2014
Yards Receiving	91, Furman, 2014
Long Reception	45, Furman, 2014
Touchdown Receptions	1, 6x; last: LSU, 2015

PRESEASON WATCH LIST

Mackey Award Watch List

#4 BRYSON ALLEN-WILLIAMS

LB | 6-1 | 233 | SO. | 1L

Ellenwood, Ga.

(Ceder Grove)

Broadcast Journalism



2015: Has seen action in every game... recorded a career-high six tackles including a half-tackle for loss at Georgia... logged five tackles including four solos at LSU.

CAREER STATISTICS

Year	GP/GS	UT	AT	TT	TFL	QBS	INT	PBU	QBH	FF	FR
2014	12/2	18	9	27	2.5-12	0.5-3	0	0	5	1	1
2015	6/0	6	6	12	0.5-1	0-0	0	0	0	0	0
Total	18/2	24	15	39	3.0-13	0.5-3	0	0	5	1	1

SINGLE-GAME HIGHS

Tackles	6, Georgia, 2015
Tackles for loss	2.5, Florida, 2014
QB Hurries	2, Missouri, 2014
Sacks	0.5, Florida, 2014
Fumble Recovery.....	1, Vanderbilt, 2014

#19 LANDON ARD

PK | 5-9 | 178 | SR. | 2L

Rock Hill, S.C.

(South Pointe)

Sports & Entertainment Management



2015: Handles the kick-offs, his third full season of that duty... has 19 touchbacks among his 29 kicks this season (65.5 percent), well above his career average of 48.7 percent (94 of 193).

CAREER STATISTICS

-KICKOFFS-					
Year	No.	Yds	Avg.	TB	OB
2012	13	809	62.2	3	0
2013	83	5123	61.7	36	5
2014	68	4126	60.7	36	2
2015	29	1835	63.3	19	1
Total	193	11893	61.6	94	8

#40 JACOB AUGUST

TE | 6-6 | 258 | R-FR. | RS

Columbia, S.C.

(Cardinal Newman/Fork Union Military)

Business Administration



2015: Walk-on tight end who has worked his way into the rotation... has made three starts... considered an excellent blocker with good hands... has four catches for 38 yards and a touchdown... made his debut against Kentucky and caught one pass for seven yards... added a 10-yard

reception at Georgia... earned a start in a two-tight end formation against UCF and responded with a pair of catches for 21 yards, including a 13-yard touchdown catch... also started at LSU.

CAREER STATISTICS

Year	GP/GS	Rec	Yds	Avg	TD	Long
2015	5/3	4	38	9.5	1	13

SINGLE-GAME HIGHS

Receptions.....	2, UCF, 2015
Yards Receiving	21, UCF, 2015
Long Reception	13, UCF, 2015
Receiving Touchdowns.....	1, UCF, 2015

#78 ZACK BAILEY

OG | 6-6 | 320 | FR. | HS

Summerville, S.C.

(Summerville)



2015: True freshman... saw time on special teams against North Carolina... moved into the backup role at center after the ankle injury to Cody Waldrop and played on special teams against Kentucky... pressed into regular service at Georgia after an ankle injury to Alan Knott... made his first career start against UCF and graded out at 80 percent... also made the start at Missouri... had never played center prior to his arrival at South Carolina.

CAREER STATS

Year	Games	Starts
2015	5	2

#39 RIVERS BEDENBAUGH

FB | 6-2 | 245 | R-SO. | RS

Leesville, S.C.

(Lexington/Georgia Southern)

Exercise Science



2015: Walk-on fullback who has seen limited action... made his collegiate debut in the season opener against North Carolina.

#15 MATRICK BELTON

WR | 6-4 | 209 | R-JR. | RS
Columbia, S.C.
(Keenan/Hampton)
Physical Education



2015: Walk-on player who has played in every game... led the team with four receptions for 18 yards, including a 14-yard catch at Georgia... made his first start at Missouri where he had one catch for 10 yards... started at LSU and has a career-long 15-yard reception.

CAREER STATISTICS

Year	GP/GS	Rec	Yds	Avg	TD	Long
2015	6/2	6	43	7.2	0	15

SINGLE-GAME HIGHS

Receptions.....	4, Georgia, 2015
Yards Receiving	18, Georgia, 2015
Long Reception.....	15, LSU, 2015

#63 BLAKE CAMPER

OT | 6-8 | 295 | FR. | HS
Virginia Beach, Va.
(Frank W. Cox)



2015: Has seen limited duty in every game, primarily on special teams... saw action along the offensive line in mop up duty at Georgia and at LSU.

CAREER STATS

Year	Games	Starts
2015	6	0

#91 SHAMEIK BLACKSHEAR

DE | 6-4 | 259 | FR. | HS
Bluffton, S.C.
(Bluffton)



2015: True freshman who made his collegiate debut against UCF... collected his first two tackles at Missouri... used in pass rushing situations.

CAREER STATISTICS

Year	GP/GS	UT	AT	TT	TFL	QBS	INT	PBU	QBH	FF	FR
2015	2/0	1	1	2	0.0-0	0.0-0	0	0	0	0	0

#23 LARENZ BRYANT

LB | 6-0 | 220 | JR. | 2L
Charlotte, N.C.
(Vance)
Broadcast Journalism



2015: Has played in every game at the SAM linebacker position and on special teams... earned his first career start against Kentucky... notched his first tackle in the win over UCF.

CAREER STATISTICS

Year	GP/GS	UT	AT	TT	TFL	QBS	INT	PBU	QBH	FF	FR
2013	12/0	5	2	7	1.0-4	0.0-0	0	0	1	0	0
2014	12/0	3	0	3	1.0-10	1.0-10	0	0	1	1	0
2015	6/1	0	1	1	0.0-0	0.0-0	0	0	1	0	0
Total	30/1	8	3	11	2.0-14	1.0-10	0	0	3	1	0

SINGLE-GAME HIGHS

Tackles	3, Coastal Carolina, 2013
Tackles for loss	1.0, twice, Coastal Carolina, 2013 and Kentucky, 2014
QB Hurries	1, 3 times
Sacks	1.0, Kentucky, 2014
Forced Fumble	1, Kentucky, 2014

#7 SHON CARSON

TB | 5-8 | 206 | R-SR. | 2L
Scranton, S.C.
(Lake City)
Sport & Entertainment Management



2015: Third on the team in rushing with 184 yards on just 37 carries, a 5.1-yard average... also is the team's top kick returner with a 25.1-yard average on 11 returns, ranking fourth in the SEC... carried the ball four times for 75 yards in the fourth quarter alone against North Carolina, including a 48-yard touchdown that proved to be the game-winner... ran five times for 36 yards against Kentucky, and returned a pair of kick-offs for 42 yards total... had a big game returning kicks at Georgia with six returns for 162 yards, a 27.0-yard average, with a career-long 51-yarder that set up a field goal just before the half... made his second career start against UCF and responded with 35 yards on seven carries... started at Missouri but was held to just five yards on eight tries... also logged his first catch of the season which resulted in his first career TD reception.

CAREER STATISTICS

-RUSHING-						
Year	GP/GS	Att	Yds	Avg	TD	Long
2011	2/0	3	9	3.0	0	5
2012	1/0	0	0	0.0	0	0
2013	13/1	61	256	4.2	1	58
2014	13/0	18	141	7.8	2	56
2015	6/2	37	184	5.0	1	48
Total	35/3	119	590	5.0	4	58
-RECEIVING-						
Year	GP/GS	Rec	Yds	Avg	TD	Long
2011	2/0	0	0	0.0	0	0
2012	1/0	2	1	0.5	0	3
2013	13/1	5	59	11.8	0	24
2014	13/0	5	40	8.0	0	10
2015	6/2	1	8	8.0	1	8
Total	35/3	13	108	8.3	1	24
-KICK RETURNS-						
Year	GP/GS	No	Yds	Avg	TD	Long
2011	2/0	1	23	23.0	0	23
2012	1/0	0	0	0.0	0	0
2013	13/1	8	142	17.8	0	27
2014	13/0	31	633	20.4	0	42
2015	6/2	11	277	25.2	0	51
Total	35/3	51	1075	21.1	0	51

SINGLE-GAME HIGHS

Carries.....	15, Arkansas, 2013
Yards Rushing	102, Florida, 2013
Long Rush.....	58, Florida, 2013
Touchdowns Rushing.....	1, 4x; last N. Carolina, 2015
Receptions.....	2, 3x; last Clemson, 2014
Yards Receiving	24, Mississippi State, 2013
Long Reception.....	24, Mississippi State, 2013
Touchdown Receptions.....	1, Missouri, 2015
Long Kick Return	51, Georgia, 2015

#18 CEDRICK COOPER

DE | 6-2 | 248 | R-SR. | 3L

Lithonia, Ga.

(Lithonia)

Criminal Justice



#11 PHAROH COOPER

WR | 5-11 | 207 | JR. | 2L

Havelock, N.C.

(Havelock)

Sport & Entertainment Management



CAREER STATISTICS

Year	GP/GS	UT	AT	TT	TFL	QBS	INT	PBU	QBH	FF	FR
2012	11/0	1	0	1	0.0-0	0.0-0	0	0	0	0	0
2013	10/0	3	2	5	0.0-0	0.0-0	0	0	0	0	0
2014	6/0	2	3	5	0.0-0	0.0-0	0	0	2	0	0
2015	5/3	6	3	9	2.0-10	1.0-9	0	0	0	0	0
Total	32/3	12	8	20	2.0-10	1.0-9	0	0	2	0	0

2015: Senior who started each of the first three games... shined in his first career start, recording five tackles (three solo) and his first career tackle for a loss against North Carolina... notched his first career sack, a 9-yard loss, at Missouri... did not play at LSU.

SINGLE-GAME HIGHS

Tackles 5.0, North Carolina, 2015
 Tackle for Loss 1.0, twice: North Carolina, 2015 and Missouri, 2015
 Sacks 1.0, Missouri, 2015
 QB Hurries 1, twice: East Carolina, 2014 and Missouri, 2014

2015: Has done a little bit of everything this season... named a permanent team captain... leads the team with 33 receptions, more than the rest of the wide receivers combined total of 22... has caught three TD passes this season and 13 in his career... has rushed 14 times for 88 yards with a touchdown and has completed 1-of-3 passes... also has returned five punts for a 10.0-yard average... made his presence felt in the season opener, against North Carolina, running four times for 20 yards, attempting two passes and catching three passes for 45 yards... hauled in nine passes for 100 yards against Kentucky, his fifth career 100-yard receiving game... also returned a punt 24 yards to set up a field goal... scored via both the run (29 yards) and pass reception (35 yards) against UCF... caught nine passes for 102 yards at Missouri, his sixth-career 100-yard receiving game... hauled in seven passes for 105 yards, including a 43-yard score at LSU, his seventh-career 100-yard receiving game.

CAREER STATISTICS

-RUSHING-						
Year	GP/GS	Att	Yds	Avg	TD	Long
2013	11/1	20	202	10.1	1	71
2014	13/12	27	200	7.4	2	70
2015	6/6	14	88	6.3	1	29
Total	30/19	61	490	8.0	4	71

-PASSING-						
Year	GP/GS	Com-Att-Int	Pct.	Yds	TD	Long
2013	11/1	2-3-0	.667	29	1	26
2014	13/12	5-8-0	.625	78	2	30
2015	6/6	1-3-0	.333	-6	0	-6
Total	30/19	8-14-0	.571	101	3	30

-RECEIVING-						
Year	GP/GS	Rec	Yds	Avg	TD	Long
2013	11/1	3	54	18.0	1	24
2014	13/12	69	1136	16.5	9	85
2015	6/6	33	427	12.9	3	35
Total	30/19	105	1617	15.4	13	85

-KICK RETURNS-						
Year	GP/GS	No	Yds	Avg	TD	Long
2013	11/1	16	359	22.4	0	55
2014	13/12	0	0	0.0	0	0
2015	6/6	0	0	0.0	0	0
Total	30/19	16	359	22.4	0	55

-PUNT RETURNS-						
Year	GP/GS	No	Yds	Avg	TD	Long
2013	11/1	9	40	4.4	0	36
2014	13/12	15	77	5.0	0	24
2015	6/6	5	50	10.0	0	24
Total	30/19	29	167	5.8	0	36

SINGLE-GAME HIGHS

Carries 6, Mississippi State, 2013
 Yards Rushing 81, Coastal Carolina, 2013
 Long Rush 71, Coastal Carolina, 2013
 Touchdowns Rushing 1, 3x; last: UCF, 2015
 Receptions 11, Tennessee, 2014
 Yards Receiving 233, Tennessee, 2014
 Long Reception 85, Tennessee, 2014
 Touchdown Receptions 2, twice; Auburn, 2014 and Tennessee, 2014
 100-yard Receiving Games 7x, last: LSU, 2015
 Pass Attempts 2, 5x; last North Carolina, 2015
 Pass Completions 2, Clemson, 2014
 Passing Yards 30, Tennessee, 2014
 Touchdown Passes .. 1, 3x; last: South Alabama, 2014
 Long Pass 30, Tennessee, 2014
 Long Punt Return 36, Arkansas, 2013

PRESEASON WATCH LISTS

1st-team All-SEC (All-purpose Back) - Media
 2nd-team All-SEC (Wide Receiver) - Media
 2nd-team All-SEC (Return Specialist) - Media
 1st-team All-SEC (All-purpose Back) - Athlon
 1st-team All-America (All-purpose Back) - Athlon
 1st-team All-SEC (Wide Receiver) - Phil Steele
 3rd-team All-America (Wide Receiver) - Phil Steele
 Maxwell Award Watch List
 Hornung Award Watch List
 Biletnikoff Award Watch List

#86 KEVIN CROSBY

TE | 6-1 | 238 | FR. | RS
Bamberg, S.C.
(Bamberg-Ehrhardt)
Physical Education



2015: Backup tight end who has been used extensively on special teams in his redshirt freshman season... returned a kickoff for six yards at LSU.

#42 JORDAN DIGGS

SS | 6-0 | 209 | R-JR. | 2L
Fort Myers, Fla.
(Island Coast)
Interdisciplinary Studies



CAREER STATISTICS											
Year	GP/GS	UT	AT	TT	TFL	QBS	INT	PBU	QBH	FF	FR
2012	2/0	4	1	5	1.0-2	0.0-0	0	0	0	0	0
2013	13/1	16	9	25	4.0-4	0.0-0	0	1	2	0	0
2014	13/2	28	9	37	5.0-21	2.0-17	0	0	0	1	1
2015	6/6	15	11	26	0.5-0	0-0-0	1	0	0	1	0
Total	34/9	63	30	93	10.5-27	2.0-17	1	1	2	2	1

2015: Has started all six games at safety, making the transition from Spur linebacker this season... ranks fourth on the team with 26 tackles... had four tackles and his first career interception against North Carolina, with the pick coming in the redzone... made three solo stops and forced a fumble against Kentucky... logged a season-high seven tackles at Georgia... had five stops including a half tackle for loss at Missouri... logged a season-high seven tackles at LSU.

SINGLE-GAME HIGHS

Tackles9, Tennessee, 2014
Tackles for Loss 1.0, 6x; last Tennessee, 2014
Sacks 1, South Alabama, 2014
QB Hurries1, twice; Tennessee, 2013 and Coastal Carolina, 2013
Interceptions1, North Carolina, 2015
Pass Break Ups 1, Tennessee, 2013
Forced fumbles.....1, twice: Florida, 2014 and Kentucky, 2015
Fumbles Recovered.....1, Florida, 2014

#44 GERALD DIXON

DE | 6-2 | 269 | R-SR. | 2L
Rock Hill, S.C.
(South Pointe)
Interdisciplinary Studies



CAREER STATISTICS											
Year	GP/GS	UT	AT	TT	TFL	QBS	INT	PBU	QBH	FF	FR
2012	3/0	2	0	2	1.0-4	1.0-4	0	0	0	0	0
2013	13/1	11	6	17	1.5-3	0.0-0	0	0	2	0	1
2014	12/11	29	13	42	5.0-44	2.0-35	0	3	3	1	1
2015	3/0	3	8	11	0.5-1	0-0-0	0	0	0	1	0
Total	31/12	45	27	72	8.0-52	3.0-39	0	3	5	2	2

2015: Missed much of the preseason camp while rehabbing from a leg injury... did not play in the season opener against UNC... made a solo stop against Kentucky... had a season-high five stops at Georgia, including a half-tackle for loss... did not play against UCF or at Missouri... logged a season-high five tackles and forced a fumble at LSU.

SINGLE-GAME HIGHS

Tackles6, twice; Auburn, 2014 and Furman, 2014
Tackles for Loss 3, Missouri, 2014
Sacks 1.0, 3x; last Missouri, 2014
QB Hurries 1, 3x; last East Carolina, 2014
Pass Break Ups 1, 3x; last Furman, 2014

#92 GERALD DIXON JR.

DT | 6-3 | 327 | R-SR. | 3L
Rock Hill, S.C.
(Northwestern)
Interdisciplinary Studies



CAREER STATISTICS											
Year	GP/GS	UT	AT	TT	TFL	QBS	INT	PBU	QBH	FF	FR
2012	12/2	4	5	9	0.0-0	0.0-0	1	1	0	0	0
2013	12/1	7	11	18	2.5-12	0.5-3	0	0	1	0	0
2014	13/12	15	14	29	2.0-3	1.0-2	0	0	0	1	0
2015	6/6	11	6	17	1.0-1	0-0-0	0	1	0	1	0
Total	43/21	37	36	73	5.5-16	1.5-5	1	2	1	2	0

2015: Has started all six games... recorded three tackles in the season opener against North Carolina... went for two tackles against Kentucky... matched his then-career high with five stops, including three solos, with a forced fumble at Georgia... credited with tackle for loss against UCF... left the Missouri game early with a sprained knee... posted a career-best six tackles at LSU with a pass break up.

SINGLE-GAME HIGHS

Tackles6, LSU, 2015
Tackles for Loss1.0, 3x; last: UCF, 2015
Sacks0.5, North Carolina, 2013
QB Hurries 1, North Carolina, 2013
Pass Break Ups1, twice: Georgia, 2012 and LSU, 2015
Interceptions 1, Kentucky, 2012
Forced Fumbles 1, twice: Auburn, 2014 and Georgia, 2015

#52 PHILLIP DUKES

DT | 6-3 | 319 | R-SR. | 2L

Manning, S.C.

(Manning)

Sociology




#5 DARIUS ENGLISH

DE | 6-6 | 225 | R-JR. | 2L

Powder Springs, Ga.

(McEachern)

Hotel, Restaurant, Tourism Management



CAREER STATISTICS

Year	GP/GS	UT	AT	TT	TFL	QBS	INT	PBU	QBH	FF	FR
2012	5/0	3	0	3	0.0-0	0.0-0	0	0	0	0	0
2013	13/1	7	7	14	1.5-4	0.0-0	0	0	2	1	0
2014	13/1	11	9	20	3.0-7	0.0-0	0	0	0	1	1
2015	6/0	6	4	10	1.5-5	1.5-5	0	0	0	0	1
Total	37/2	27	20	47	6.0-16	1.5-5	0	0	2	2	2

2015: Notched his first career sack in the win over North Carolina, and finished with three tackles (two solo)... forced a fumble at Georgia... credited with a half sack among three stops at Missouri.

SINGLE-GAME HIGHS

Tackles4, Georgia, 2013
 Tackles for Loss 1.0, 4x; last North Carolina, 2015
 Sacks 1.0, North Carolina, 2015
 QB Hurries 1, twice; Mississippi State, 2013 and Coastal Carolina, 2013
 Forced Fumbles 1, twice; UCF, 2013 and Furman, 2014
 Fumbles Recovered.... 1, twice; South Alabama, 2014 and Georgia, 2015

CAREER STATISTICS

Year	GP/GS	UT	AT	TT	TFL	QBS	INT	PBU	QBH	FF	FR
2012	2/0	2	1	3	0.5-2	0.0-0	0	0	0	0	0
2013	13/1	14	5	19	2.5-8	0.5-2	0	0	1	1	0
2014	12/6	17	7	24	2.0-7	1.0-3	0	1	2	0	0
2015	5/0	6	6	12	2.0-10	1.5-8	0	0	0	0	0
Total	32/7	39	19	58	7.0-27	2.0-13	0	1	3	1	0

2015: Made three tackles and assisted in a key sack to squash a scoring drive against North Carolina... added a solo sack in the home opener against Kentucky, the second solo sack of his career... matched his career high with six tackles at Georgia... did not play at LSU.

SINGLE-GAME HIGHS

Tackles6, twice; Coastal Carolina, 2013 and Georgia, 2015
 Tackles for Loss 2.0, North Carolina, 2013
 Sacks 1.0, twice; Georgia, 2014 and Kentucky, 2015
 QB Hurries 1, 3x; last Missouri, 2014
 Forced Fumbles 1, North Carolina, 2013

#17 CHAZ ELDER

SS | 6-2 | 209 | R-JR. | 2L

Union City, Ga.

(Banneker)

Interdisciplinary Studies




#16 RASHAD FENTON

CB | 5-10 | 180 | FR. | HS

Miami, Fla.

(Miami Carol City)



CAREER STATISTICS

Year	GP/GS	UT	AT	TT	TFL	QBS	INT	PBU	QBH	FF	FR
2013	12/6	20	9	29	0.5-1	0.0-0	1	1	0	0	1
2014	12/3	15	7	22	0.0-0	0.0-0	0	0	0	0	0
2015	1/1	1	0	1	0.0-0	0.0-0	0	0	0	0	0
Total	25/10	36	16	52	0.5-1	0.0-0	1	1	0	0	1

2015: Moved to cornerback this fall... did not play in the season's first two games... saw his first action in a start at Georgia... credited with one tackle in that game... did not play against UCF and did not travel to Missouri or LSU due to sore ribs.

SINGLE-GAME HIGHS

Tackles 6, twice; Texas A&M, 2014 and Tennessee, 2014
 TFL.....0.5, Georgia, 2013
 Pass Break Ups 1, Coastal Carolina, 2013
 Interceptions 1, Mississippi State, 2013
 Fumbles Recovered..... 1, Arkansas, 2013

CAREER STATISTICS

Year	GP/GS	UT	AT	TT	TFL	QBS	INT	PBU	QBH	FF	FR
2015	5/0	2	0	2	0.0-0	0.0-0	0	0	0	0	0

2015: Made his South Carolina debut against Kentucky, playing at cornerback... saw extensive action at cornerback in the second half against both Kentucky and Georgia... broke loose on the first kickoff return of his career at LSU, rambling 96 yards to paydirt... it was the first time he touched the ball in his collegiate career and was the Gamecocks' first kick return for a score since the 2002 season... also logged a pair of tackles against the Tigers.

CAREER STATISTICS

-KICK RETURNS-

Year	GP/GS	No	Yds	Avg	TD	Long
2015	5/0	2	118	59.0	1	96

#29 ELLIOTT FRY

PK | 6-0 | 164 | JR. | 2L

Frisco, Texas

(Prince of Peace Christian)

Psychology



2015: Leads the team with 44 points scored... has hit on 11-of-15 field goals and 11-of-11 extra points... has the school record with 110 consecutive extra points made... converted a 25-yard field goal and a pair of extra points in a win over North Carolina... hit three field goals against Kentucky... hit from 45 and from a career-long 51-yards at Georgia... it was his first make from 50+ yards in five career tries... bettered that with a 52-yarder against UCF... finished the day with 11 points against the Knights with three field goals and a pair of extra points... it was his fifth career game with 3-plus field goals.

PRESEASON WATCH LISTS

2nd-team All-SEC – Media
3rd-team All-SEC - Athlon
Groza Watch List
Allstate AFCA Good Works Team nominee

CAREER STATISTICS

-PLACEKICKING-

Year	GP	FG-A	Pct	Long	PAT-A	Pts.
2013	13	15-18	83.3	45	54-55	99
2014	13	18-25	72.0	47	51-51	105
2015	6	11-15	73.3	52	11-11	44
Total	31	44-58	75.9	52	116-117	248

-FIELD GOALS-

Year	M-A	Pct	01-19	20-29	30-39	40-49	50+	Lg	Blk
2013	15-18	83.3	0-0	5-5	4-5	6-8	0-0	45	0
2014	18-25	72.0	0-0	5-5	6-7	7-10	0-3	47	0
2015	11-15	73.3	0-0	6-6	2-2	1-4	2-3	52	0
Total	44-58	75.9	0-0	16-16	12-14	14-22	2-6	52	0

2015 GAME-BY-GAME

Date	Opponent	FGM-A	1-19	20-29	30-39	40-49	50+	Lg	Blk
9/3/15	vs. North Carolina	1-2	0-0	1-1	0-0	0-0	0-1	25	0
9/12/15	Kentucky	3-4	0-0	3-3	0-0	0-1	0-0	29	0
9/19/15	at Georgia	2-2	0-0	0-0	0-0	1-1	1-1	51	0
9/25/15	UCF	3-4	0-0	1-1	1-1	0-1	1-1	52	0
10/3/15	at Missouri	1-2	0-0	0-0	1-1	0-1	0-0	34	0
10/3/15	at LSU	1-1	0-0	1-1	0-0	0-0	0-0	21	0
2015 Totals		11-15	0-0	6-6	2-2	1-4	2-3	52	0

#5 TERRY GOOGER

WR | 6-4 | 226 | R-FR. | RS

Atlanta, Ga.

(Woodward Academy)

Sport & Entertainment Management



2015: Had a solid debut as a Gamecock, catching a pair of passes for 39 yards total against North Carolina... made his first career start at Georgia.

CAREER STATISTICS

Year	GP/GS	Rec	Yds	Avg	TD	Long
2014	6/1	2	39	19.5	0	22

SINGLE-GAME HIGHS

Receptions..... 2, North Carolina, 2015
Yards Receiving 39, North Carolina, 2015
Long Reception..... 22, North Carolina, 2015

#94 KELSEY GRIFFIN

DT | 6-2 | 316 | JR. | 2L

Buford, Ga.

(Mill Creek)

Retail Management



CAREER STATISTICS

Year	GP/GS	UT	AT	TT	TFL	QBS	INT	PBU	QBH	FF	FR
2013	9/0	7	5	12	0.5-1	0.5-1	0	0	0	0	0
2014	6/0	4	4	8	1.0-1	0.0-0	0	0	0	0	0
2015	6/0	3	3	6	1.5-7	1.5-7	0	0	0	0	0
Total	21/0	14	12	26	3.0-9	2.0-8	0	0	0	0	0

2015: Had a key performance in the season opener, collecting 1.5 sacks in key moments to stall drives for North Carolina.

SINGLE-GAME HIGHS

Tackles 5, Coastal Carolina, 2013
Tackles for Loss 1.5, North Carolina, 2015
Sacks 1.5, North Carolina, 2015

#20 T.J. GURLEY

SPUR | 5-10 | 199 | SR. | 3L

Cairo, Ga.

(Cairo)

Integrated Technology



CAREER STATISTICS

Year	GP/GS	UT	AT	TT	TFL	QBS	INT	PBU	QBH	FF	FR
2012	8/2	8	5	13	0.0-0	0.0-0	0	0	0	0	0
2013	13/2	21	9	30	0.5-0	0.0-0	1	1	0	0	0
2014	13/10	49	31	80	1.0-3	0.0-0	1	4	0	0	0
2015	6/4	20	7	27	1.0-4	0.0-0	0	0	1	0	0
Total	40/18	98	52	150	2.5-7	0.0-0	2	5	1	0	0

2015: Moved from safety to Spur for his final campaign... third on the team in tackles... totaled three tackles in a start against North Carolina... added three more tackles against Kentucky... earned his second start of the year at Georgia and responded with three tackles... paced the team with a game-high 10 stops against UCF, one off his career high, including eight solo stops... had a tackle for loss at Missouri among his four stops... logged another four tackles at LSU.

SINGLE-GAME HIGHS

Tackles 11, Georgia, 2013
Tackles for Loss 1.0, twice: Missouri, 2014 and Missouri, 2015
Pass Break Ups 1, 5x, last: South Alabama, 2014
Interceptions 1, twice; Coastal Carolina, 2013 and East Carolina, 2014
Quarterback Hurries 1, UCF, 2015

#7 AL HARRIS JR.

CB | 5-11 | 163 | SO. | 1L

Ft. Lauderdale, Fla.

(St. Thomas Aquinas)

Sport & Entertainment Management



CAREER STATISTICS

Year	GP/GS	UT	AT	TT	TFL	QBS	INT	PBU	QBH	FF	FR
2014	12/4	17	4	21	1.0-1	0.0-0	0	3	0	0	0
2015	6/5	13	6	19	1.0-2	0.0-0	0	2	0	0	0
Total	18/9	30	10	40	2.0-3	0.0-0	0	5	0	0	0

2015: Came off the bench in the season opener against North Carolina before moving into the starting lineup... earned the start against Kentucky and recorded a career-high six tackles (five solo)... started for the second straight week against Georgia and again was credited with six stops... had his first PBU of the season against UCF... had a tackle for loss and a pass break up at Missouri... had three stops at LSU.

SINGLE-GAME HIGHS

Tackles 6, twice: Kentucky, 2015 and Georgia, 2015
 Tackles for Loss 1.0, twice: Georgia 2014 and Missouri, 2015
 Pass Break Ups 1, 5x; last Missouri, 2015

#12 ERNEST HAWKINS

LB | 6-1 | 224 | SO. | JC

Baltimore, Md.

(Dunbar/Hartnell College)

Sociology



CAREER STATISTICS

Year	GP/GS	UT	AT	TT	TFL	QBS	INT	PBU	QBH	FF	FR
2015	3/0	0	1	1	0.0-0	0.0-0	0	0	0	0	0

2015: Has seen playing time in three of the first six games without any statistics... did not travel to Georgia for personal reasons.

#9 CARLTON HEARD

WR | 6-0 | 182 | R-SR. | 1L

Athens, Ga.

(Clarke Central/Gardner-Webb)

Sociology



CAREER STATISTICS

Year	GP/GS	Rec	Yds	Avg	TD	Long
2015	5/2	5	78	15.6	0	31
Total	5/2	5	78	15.6	0	31

SINGLE-GAME HIGHS

Receptions.....2, UCF 2015
 Yards Receiving38, UCF 2015
 Long Reception 31, Kentucky, 2015

2015: Earned his first career start in the season opener against North Carolina and caught his first pass... also started against Kentucky and hauled in a 31-yard catch, helping to set up a scoring drive... had a pair of receptions in the win over UCF for 38 yards... had a 15-yard catch at Missouri... did not travel to LSU after suffering a lacerated lip during practice.

#13 JALEN HENRY

LB | 6-1 | 224 | SO. | JC

Baltimore, Md.

(Dunbar/Hartnell College)

Sociology



CAREER STATISTICS

Year	GP/GS	UT	AT	TT	TFL	QBS	INT	PBU	QBH	FF	FR
2015	5/0	2	0	2	0.0-0	0.0-0	0	0	0	0	0

2015: Has seen playing time in five of the first six games... mostly used on special teams... logged his first two career tackles at LSU.

#11 T.J. HOLLOWAN

LB | 6-2 | 231 | R-JR. | 2L

Stone Mountain, Ga.

(St. Pius X)

Accounting



CAREER STATISTICS

Year	GP/GS	UT	AT	TT	TFL	QBS	INT	PBU	QBH	FF	FR
2013	13/3	28	16	44	5.0-13	1.0-6	3	1	1	0	0
2014	13/4	20	13	33	2.5-18	1.0-13	0	1	1	0	0
2015	4/3	13	9	22	2.0-2	0.0-0	2	2	2	0	0
Total	30/10	61	38	99	9.5-33	2.0-19	5	4	4	0	0

2015: Did not play in the season's first two games... finally saw his first game action of 2015 at Georgia and was credited with four tackles... earned the start at the MIKE linebacker position against UCF and responded with six tackles, including a tackle for loss, a

SINGLE-GAME HIGHS

Tackles 7, 3x; last Clemson, 2014
 Tackles for Loss 1.0, 9x; last Missouri, 2015
 Sacks 1.0, twice, Coastal Carolina, 2013 and South Alabama, 2014
 QB Hurries 2, UCF 2015
 Pass Break Ups 1, 4x, last: Missouri, 2015
 Interceptions 2, UCF 2015

pair of interceptions, a pass break up and two hurries... had six stops including a tackle for loss and a pass break up at Missouri... credited with six stops at LSU.

#81 HAYDEN HURST

WR | 6-5 | 252 | FR. | HS

Jacksonville, Fla.

(The Bolles School)



CAREER STATISTICS

Year	GP/GS	Rec	Yds	Avg	TD	Long
2015	6/1	1	9	9.0	0	9

SINGLE-GAME HIGHS

Receptions.....1, LSU, 2015
 Yards Receiving9, LSU, 2015
 Long Reception9, LSU, 2015

2015: Former professional baseball player who played in the Pittsburgh Pirates organization... walk-on to the Carolina football team in the summer... played at tight end and on special teams early in the season... moved to wide receiver after the UCF game... caught his first pass, a nine-yard reception, at LSU.

#8 SHAMIER JEFFERY

WR | 6-1 | 189 | R-SR. | 2L
St. Matthews, S.C.
(Calhoun County)
Sociology



2015: Played at wideout in the season opener... started against Kentucky, but did not record a catch... did not play at Georgia... had his first catch of the season, a 9-yarder, against UCF... did not play at Missouri... had a season-best game at LSU when he caught three passes for a career-best 35 yards, including a career-long 22-yard reception.

CAREER STATISTICS

Year	GP/GS	Rec	Yds	Avg	TD	Long
2013	8/0	6	32	5.3	0	11
2014	9/1	2	9	4.5	0	5
2015	4/1	4	44	11.0	0	22
Total	21/2	12	85	7.1	0	22

SINGLE-GAME HIGHS

Receptions.....	5, Arkansas, 2013
Yards Receiving	35, LSU, 2015
Long Reception.....	22, LSU, 2015

#55 DAVID JOHNSON

DE | 6-1 | 240 | R-SO. | 1L
Lithonia, Ga.
(Lithonia)
Criminal Justice



2015: Has played in all six games... made a pair of solo stops against Kentucky... earned the start against UCF and credited with a tackle and a quarterback hurry... had two stops including a half-tackle for loss in a start at Missouri... had a season-high four stops at LSU including a tackle for loss.

CAREER STATISTICS

Year	GP/GS	UT	AT	TT	TFL	QBS	INT	PBU	QBH	FF	FR
2014	9/5	8	8	16	1.0-2	0.0-0	0	0	1	0	0
2015	6/3	6	3	9	1.5-1	0.0-0	0	0	1	0	0
Totals	15/8	14	11	25	2.5-3	0.0-0	0	0	2	0	0

SINGLE-GAME HIGHS

Tackles	5, Florida, 2014
Tackles for loss	1.0, twice: Florida, 2014 and LSU, 2015
QB Hurries	1, South Alabama, 2014 and UCF, 2015

#21 ISAIAH JOHNSON

FS | 6-0 | 209 | R-SR. | TR
Cary, N.C.
(Panther Creek/Kansas)



2015: Named one of four permanent team captains... earned the start against North Carolina in his first game with the Gamecocks, recording five tackles (four solo) and had an important pass break-up to force a punt... made nine tackles (five solo) against Kentucky... added seven stops at Georgia... had seven stops including a half-tackle for loss at Missouri... had five stops including a tackle for loss at LSU.

CAREER STATISTICS

Year	GP/GS	UT	AT	TT	TFL	QBS	INT	PBU	QBH	FF	FR
2013	12/12	44	29	73	3.0-16	0.5-7	5	5	0	0	0
2014	12/12	52	23	75	0.5-0	0.0-0	1	2	0	1	0
2015	6/6	20	15	35	1.5-2	0.0-0	0	2	0	0	0
Totals	30/30	116	67	183	5.0-18	0.5-7	6	9	0	1	0

SINGLE-GAME HIGHS

Tackles	12, twice, Texas Tech (at Kansas), 2013 and Oklahoma (at Kansas), 2014
TFL.....	1.5, twice, TCU (at Kansas), 2013 and Oklahoma (at Kansas), 2013
Sacks	0.5, Oklahoma (at Kansas), 2013
Forced Fumbles.....	1, Oklahoma (at Kansas) 2014
Pass Break Ups	1, 9x, last UCF, 2015
Interceptions	2, Texas (at Kansas), 2013

#13 SEAN KELLY

P | 5-10 | 189 | R-JR. | JC
Oakland, Fla.
(West Orange/FAU/Tallahassee JC)
Criminal Justice



2015: Seventh in the SEC with a 42.2-yard punting average... averaged 46.5 yards on five punts with two inside the 20 and a long of 60 in his debut against North Carolina... also converted a fourth down with a 17-yard run off a fake... averaged 40.7 yards over three punts against Kentucky... averaged 40.8 yards on five punts at Georgia... averaged 45.0 yards on four punts with three inside the 20 against UCF... had a 54-yard punt with three of four inside the 20 at Missouri... averaged 44.3 yards on three punts at LSU.

CAREER STATISTICS

Year	GP	No.	Yards	Avg.	Long	TB	FC	I20
2012	12	68	2711	39.9	68	5	6	16
2013	12	72	3072	42.7	64	5	21	26
2015	6	24	1012	42.2	60	2	5	12
Total	30	164	6795	41.4	68	12	32	54

#70 ALAN KNOTT

OC | 6-4 | 270 | R-SO. | 1L
Tyrone, Ga.
(Sandy Creek)
Criminal Justice



2015: Started each of the season's first three games... suffered a high ankle sprain at Georgia and was not able to play against UCF or Missouri... returned to the starting lineup at LSU.

CAREER STATS

Year	Games	Starts
2014	13	8
2015	4	4
Total	17	12

PRESEASON LIST

Rimington Watch List

#99 ABU LAMIN

DT | 6-4 | 326 | R-JR. | 1L
 Fayetteville, N.C.
 (Trinity Christian)
 Sociology



CAREER STATISTICS

Year	GP/GS	UT	AT	TT	TFL	QBS	INT	PBU	QBH	FF	FR
2014	10/0	4	4	8	0.0-0	0.0-0	0	0	0	0	0
2015	5/0	1	0	1	0.0-0	0.0-0	0	0	0	0	0
Totals	15/0	5	4	9	0.0-0	0.0-0	0	0	0	0	0

2015: Has played in limited duty in five games with one tackle against Missouri.

SINGLE-GAME HIGHS

Tackles 2, twice, Texas A&M, 2014
 and Vanderbilt, 2014

#84 KYLE MARKWAY

TE | 6-4 | 243 | FR. | HS
 St. Louis, Mo.
 (St. John Vianney)



2015: True freshman tight end who has appeared in all six games this season, primarily on special teams.

#76 MIKE MATULIS

OT | 6-5 | 293 | R-SR. | 2L
 Boynton Beach, Fla.
 (Park Vista)
 Criminal Justice



2015: Named one of four permanent team captains... has made 16 career starts, the first 10 coming at tackle... has started all six games this season at left guard.

CAREER STATS

Year	Games	Starts
2011	8	5
2012	6	5
2014	2	0
2015	6	6
Total	22	16

#73 CHRIS LAMMONS

CB | 5-10 | 183 | SO. | 1L
 Lauderhill, Fla.
 (Plantation)
 Business Administration



CAREER STATISTICS

Year	GP/GS	UT	AT	TT	TFL	QBS	INT	PBU	QBH	FF	FR
2014	10/7	20	1	21	0.5-1	0.0-0	0	0	0	0	0
2015	3/1	9	3	12	1.0-4	0.0-0	0	0	0	0	0
Totals	13/8	29	4	33	1.5-5	0.0-0	0	0	0	0	0


2015: Earned the start at cornerback in the season opener against North Carolina and recorded five tackles... missed the next three games with a knee injury... returned against Missouri and recorded a tackle for loss among his two stops... saw more action at LSU and logged five stops.

SINGLE-GAME HIGHS

Tackles 6, Auburn, 2014
 Tackles for Loss 1.0, Missouri, 2015

#1 RICO MCWILLIAMS

CB | 5-11 | 186 | R-JR. | 2L
 Hampton, Ga.
 (Lovejoy)
 Sociology



CAREER STATISTICS

Year	GP/GS	UT	AT	TT	TFL	QBS	INT	PBU	QBH	FF	FR
2013	9/2	0	1	1	0.0-0	0.0-0	0	0	0	0	0
2014	12/6	27	6	33	1.0-3	0.0-0	0	5	0	0	0
2015	6/5	9	5	14	0.0-0	0.0-0	0	0	0	0	0
Total	27/13	36	12	48	1.0-3	0.0-0	0	5	0	0	0

2015: Started five of the first six games... started at cornerback and made two tackles against North Carolina... had two more stops against Kentucky in his second start... made his

SINGLE-GAME HIGHS

Tackles 6, twice: Miami (Fla.), 2014
 and UCF, 2015
 Tackles for Loss 1.0, East Carolina, 2014
 Pass Break Ups 4, Tennessee, 2014

third start against UCF and matched his career high with six tackles... had two solo stops in a start at Missouri and added two stops in a start at LSU.

#8 MARQUAVIUS LEWIS

DE | 6-3 | 264 | JR. | JC
 Greenwood, S.C.
 (Greenwood/Hutchinson CC)
 Sociology



CAREER STATISTICS

Year	GP/GS	UT	AT	TT	TFL	QBS	INT	PBU	QBH	FF	FR
2015	6/6	12	12	24	1.0-12	1.0-12	0	1	2	0	0

2015: Has started all six games... made four tackles with a quarterback hit and pass break up against North Carolina in his Carolina debut... had his best game at Missouri with eight stops and topped that at LSU with nine stops including his first career sack and another quarterback hurry.

SINGLE-GAME HIGHS

Tackles 9, LSU, 2015
 Tackles for loss 1.0, LSU, 2015
 Sacks 1.0, LSU, 2015
 QB Hurries 1, twice: North Carolina, 2015
 LSU, 2015
 Pass Break Ups 1, Kentucky, 2015

#6 CONNOR MITCH

QB | 6-3 | 211 | R-SO. | 1L
Raleigh, N.C.
(Wakefield)
Psychology



2015: Earned the starting quarterback duties during preseason camp... went 9-for-22 for 122 yards and a touchdown pass in his first career start against North Carolina... also ran the ball 10 times for 44 yards despite suffering a painful hip pointer in the contest... ran for his first career touchdown and completed four passes for 43 yards against Kentucky before suffering a shoulder injury that took him out of the game... expected to miss several weeks while rehabbing both the shoulder and hip.

CAREER STATISTICS

-PASSING-							
Year	GP/GS	Com-Att-Int	Pct.	Yds	TD	Long	
2014	2/0	2-6-0	33.3	19	0	14	
2015	2/2	13-29-0	44.8	165	1	27	
Totals	4/2	15-35-0	42.9	184	1	27	

-RUSHING-						
Year	GP/GS	Att	Yds	Avg	TD	Long
2014	2/0	3	-3	-1.0	0	5
2015	2/2	14	51	3.6	1	15
Totals	4/2	17	48	2.8	1	15

SINGLE-GAME HIGHS

Pass Attempts 22, North Carolina, 2015
Pass Completions 9, North Carolina, 2015
Passing Yards 122, North Carolina, 2015
Passing Touchdowns 1, North Carolina, 2015
Rushing Attempts 10, North Carolina, 2015
Rushing Yards 44, North Carolina, 2015
Rushing Touchdowns 1, Kentucky, 2015

#6 CHRIS MOODY

FS | 6-1 | 215 | R-JR. | 2L
McDonough, Ga.
(Henry County)
Interdisciplinary Studies



2015: A regular on special teams, also saw action at safety at Georgia... recorded his first tackle of the year against the Bulldogs... had a pass break up in the end zone at Missouri... had a pair of stops at LSU.

CAREER STATISTICS

Year	GP/GS	UT	AT	TT	TFL	QBS	INT	PBU	QBH	FF	FR
2013	12/0	4	3	7	0.0-0	0.0-0	0	0	1	0	0
2014	13/7	25	12	37	0.0-0	0.0-0	1	1	0	0	1
2015	6/0	3	0	3	0.0-0	0.0-0	0	1	0	0	0
Total	31/7	32	15	457	0.0-0	0.0-0	1	2	1	0	1

SINGLE-GAME HIGHS

Tackles 8, Texas A&M, 2014
QB Hurries 1, UCF, 2013
Interceptions 1, Furman, 2014
Fumbles Recovered 1, Auburn, 2014

#10 SKAI MOORE

LB | 6-2 | 218 | JR. | 2L
Cooper City, Fla.
(University)
Hotel, Restaurant & Tourism Management



2015: Named one of four team captains... leads the team and is third in the SEC in tackles with 58... also tied for the SEC lead with three interceptions... keyed the Gamecocks in their season opening victory, picking off two passes in the end zone against North Carolina... it was his third career two-interception game... also led the team with 11 tackles (five solo) while earning SEC Defensive Player of the Week accolades... made eight tackles (seven solo) with a tackle for loss against Kentucky, and returned his third interception of the season 14 yards to set up a touchdown in the first quarter... matched his career high with a dozen stops at Georgia... added nine stops against UCF... led the team and matched his career high with a dozen stops at Missouri... had six stops with a tackle for loss at LSU.

CAREER STATISTICS

Year	GP/GS	UT	AT	TT	TFL	QBS	INT	PBU	QBH	FF	FR
2013	13/4	30	26	56	3.5-7	0.5-3	4	0	0	0	1
2014	12/9	52	41	93	2.5-13	1.0-9	3	0	1	0	1
2015	6/6	38	20	58	3.5-8	0.0-0	3	3	0	0	0
Total	31/19	120	87	207	9.5-28	1.5-12	10	3	1	0	2

SINGLE-GAME HIGHS

Tackles 12, 3x: Florida, 2014 and Georgia & Missouri, 2015
Tackles for Loss 1.5, North Carolina, 2013
Sacks 1.0, East Carolina, 2014
Interceptions 2, 3x, last North Carolina, 2015
Fumbles Recovered 1, twice: Wisconsin, 2014 and Furman, 2014
QB Hurries 1, Vanderbilt, 2014
Pass Break Ups 1, Kentucky, 2015

PRESEASON WATCH LISTS

3rd-team All-SEC - Athlon
4th-team All-SEC - Phil Steele

#3 D.J. NEAL

WR | 6-3 | 193 | FR. | HS
Stone Mountain, Ga.
(Stephenson)



2015: Played on special teams against Kentucky... caught his first pass, a 15-yarder, at Georgia... earned his first start against UCF.

CAREER STATISTICS

Year	GP/GS	Rec	Yds	Avg	TD	Long
2015	5/1	1	15	15.0	0	15

SINGLE-GAME HIGHS

Receptions 1, Georgia, 2015
Yards Receiving 15, Georgia, 2015
Long Reception 15, Georgia, 2015

#19 LORENZO NUÑEZ

QB | 6-3 | 210 | FR. | HS
Kennesaw, Ga.
(Harrison)



2015: Is the Gamecocks leading rusher after six games with 299 yards, a 6.6-yard average... made his South Carolina debut against Kentucky, rushing 33 yards to end the first half and finishing with two runs for 40 yards total... saw more action at Georgia, leading the team with 10 carries for 76 yards rushing and was 4-for-5 passing for 18 yards... made his first career start vs. UCF and rushed for 123 yards on 18 carries and completed 12-of-22 passes for 184 yards and two scores... passed for 172 yards and rushed for 60 at Missouri... left the contest with a sprained right shoulder... did not dress for the LSU contest due to the injury.

CAREER STATISTICS

-PASSING-							
Year	GP/GS	Com-Att-Int	Pct.	Yds	TD	Long	
2015	4/2	31-51-3	.608	374	3	35	
-RUSHING-							
Year	GP/GS	Att	Yds	Avg	TD	Long	
2015	4/2	45	299	6.6	1	33	

SINGLE-GAME HIGHS

Pass Attempts.....	24, Missouri, 2015
Pass Completions.....	15, Missouri, 2015
Passing Yards.....	184, UCF, 2015
Passing Touchdowns.....	2, UCF, 2015
Longest Pass.....	35, twice: UCF and Missouri, 2015
Rushing Attempts.....	18, UCF, 2015
Rushing Yards.....	123, UCF, 2015
Longest Rush.....	33, Kentucky, 2015
Rushing Touchdowns.....	1, Georgia, 2015

#30 DARIUS PAULK

TB | 5-8 | 198 | R-JR. | SQ
Columbia, S.C.
(Richland Northeast/North Greenville)
Management



2015: Given a scholarship just prior to the start of the season... has played on special teams in each of the first six games... had two carries for three yards in late action at Georgia.

CAREER STATISTICS

Year	GP/GS	Att	Yds	Avg	TD	Long
2015	5/0	2	3	1.5	0	3

SINGLE-GAME HIGHS

Carries.....	2, Georgia, 2015
Yards Rushing.....	3, Georgia, 2015
Long Rush.....	3, Georgia, 2015

#55 CHRISTIAN PELLAGE

OT | 6-6 | 314 | FR. | HS
Brooksville, Fla.
(Nature Coast Tech)



2015: Has played in all six games this season on special teams... saw late action on the offensive line at Georgia and at LSU.

CAREER STATS

Year	Games	Starts
2015	6	0

#10 PERRY ORTH

QB | 6-1 | 203 | R-JR. | SQ
Ponda Verde, Fla.
(Ponda Verde/Florida St. College)
Business Administration



2015: Former walk-on who filled in admirably as the team's backup against North Carolina, completing both passes he attempted for 24 yards... stepped in against Kentucky after Connor Mitch was sidelined with injuries... completed 13-of-20 passes for 179 yards and a touchdown against the Wildcats... made his first career start at Georgia... completed 6-of-17 passes for 66 yards with an interception... scored on a four-yard quarterback keeper against the Bulldogs... completed 2-of-5 passes for 14 yards and rushed twice for seven yards at Missouri... had the best game of his career in a start at LSU... completed 14-of-28 passes for 200 yards and two touchdowns with one interception... also rushed four times for 16 yards, including an 11-yard scamper.

CAREER STATISTICS

-PASSING-							
Year	GP/GS	Com-Att-Int	Pct.	Yds	TD	Long	
2013	1/0	1-1-0	1.000	5	0	5	
2014	1/0	0-2-0	.000	0	0	0	
2015	6/2	37-75-3	.493	483	3	43	
Totals	8/2	38-78-3	.487	488	3	43	
-RUSHING-							
Year	GP/GS	Att	Yds	Avg	TD	Long	
2013	1/0	0	0	0.0	0	0	
2014	1/0	1	-13	-13.0	0	0	
2015	6/2	12	23	1.9	1	11	
Totals	8/2	13	10	0.8	1	11	

SINGLE-GAME HIGHS

Pass Attempts.....	28, LSU, 2015
Pass Completions.....	14, LSU, 2015
Passing Yards.....	200, LSU, 2015
Passing Touchdowns.....	2, LSU, 2015
Longest Pass.....	43, LSU, 2015
Rushing Attempts.....	4, LSU, 2015
Rushing Yards.....	16, LSU, 2015
Rushing Touchdowns.....	1, Georgia, 2015

#1 DEEBO SAMUEL

WR | 6-0 | 202 | R-FR. | RS
Inman, S.C.
(Chapman)
Business Administration



2015: Earned the start at wide receiver against North Carolina... also served as kick returner, taking one kick back 24 yards... recorded his first career catch against Kentucky, converting a fourth down to keep a scoring drive alive... caught two passes for 20 yards with a long of 14 at Georgia... did not play against UCF, Missouri or LSU due to a hamstring injury.

CAREER STATISTICS

Year	GP/GS	Rec	Yds	Avg	TD	Long
2015	3/2	3	30	10.0	0	14

-KICK RETURNS-

Year	GP/GS	No	Yds	Avg	TD	Long
2015	3/2	1	24	24.0	0	24

SINGLE-GAME HIGHS

Receptions.....	2, Georgia, 2015
Yards Receiving.....	20, Georgia, 2015
Long Reception.....	14, Georgia, 2015

#95 DANTE SAWYER

DE | 6-3 | 291 | SO. | JC

Suwanee, Ga.

(North Gwinnett/East Mississippi CC)



CAREER STATISTICS

Year	GP/GS	UT	AT	TT	TFL	QBS	INT	PBU	QBH	FF	FR
2015	6/3	6	4	10	2.5-18	2.5-18	0	0	1	0	0

2015: Came up with one of the biggest plays of the game in a win over North Carolina, picking up a sack late in the fourth quarter with just under four minutes left to play... finished with two tackles overall... added two more tackles against Kentucky and two against Georgia... had a nine-yard sack in his first career start against UCF... had a career-high three tackles including a half-sack at Missouri.

SINGLE-GAME HIGHS

Tackles	3, Missouri, 2015
Tackles for Loss	1.5, North Carolina, 2015
Sacks	1.0, twice: North Carolina, 2015 and UCF, 2015

#71 BRANDON SHELL

OT | 6-6 | 328 | R-SR. | 3L

Goose Creek, S.C.

(Goose Creek)

Criminal Justice



2015: Earned the start at left tackle in each of the first six games of the season... has 41 consecutive starts dating back to 2012... played mostly right tackle in his career before moving to left tackle for his senior season.

PRESEASON WATCH LISTS

3rd-team All-SEC – Media
3rd-team All-SEC – Phil Steele
Outland Trophy Watch List

CAREER STATS

Year	Games	Starts
2011	1	0
2012	13	10
2013	13	13
2014	13	13
2015	6	6
Total	46	42

#24 D.J. SMITH

FS | 5-11 | 195 | SO. | 1L

Marietta, Ga.

(Walton)

Sport & Entertainment Management



CAREER STATISTICS

Year	GP/GS	UT	AT	TT	TFL	QBS	INT	PBU	QBH	FF	FR
2014	12/1	8	3	11	0.0-0	0.0-0	0	1	0	0	0
2015	6/0	8	2	10	1.0-3	0.0-0	0	1	0	0	0
Totals	18/1	16	5	21	1.0-3	0.0-0	0	2	0	0	0

2015: Has seen action in all six games this season, primarily on special teams... saw more action in the secondary against UCF... had a career-high four tackles at Missouri... matched that with four stops, including a tackle for loss and a pass break up at LSU.

SINGLE-GAME HIGHS

Tackles	4, twice: Missouri, 2015 LSU, 2015
Tackles for loss	1.0, LSU, 2015
Pass Break Ups	1, Kentucky, 2014 LSU, 2015

#22 JAMARI SMITH

CB | 5-10 | 200 | R-SO. | 1L

Jacksonville, Fla.

(Fletcher)

Sport & Entertainment Management



2015: Converted to wide receiver after the opening game win over North Carolina... moved back to corner after the Georgia game... has seen action on special teams... did not travel to LSU after suffering an ankle injury in practice.

#75 WILL SPORT

OG | 6-5 | 295 | R-SR. | 3L

Milton, Fla.

(Pace)

Management



2015: Started at right guard for the team's first six games of the season... he has started 16 straight games and now has 18 for his career.

CAREER STATS

Year	Games	Starts
2012	12	0
2013	8	1
2014	13	11
2015	6	6
Total	39	18

#90 TAYLOR STALLWORTH

DT | 6-2 | 308 | SO. | 1L

Mobile, Ala.

(Murphy)

Hotel, Restaurant, Tourism Management



CAREER STATISTICS

Year	GP/GS	UT	AT	TT	TFL	QBS	INT	PBU	QBH	FF	FR
2014	8/0	4	4	8	0.0-0	0.0-0	0	0	0	0	0
2015	6/3	3	2	5	0.0-0	0.0-0	0	0	0	0	0
Totals	14/3	7	6	13	0.0-0	0.0-0	0	0	0	0	0

2015: Started the first three games... earned his first career start and came through with a tackle on fourth and short against North Carolina... logged two tackles against UCF.

SINGLE-GAME HIGHS

Tackles	3, twice: South Alabama, 2014 and Miami (Fla.), 2014
---------	---

#72 DONELL STANLEY

OG | 6-4 | 320 | R-FR. | RS
 Floydale, S.C.
 (Latta)
 Sport & Entertainment Management



2015: Has played on special teams... saw action on the offensive line late in the Georgia game and at LSU.

CAREER STATS		
Year	Games	Starts
2015	6	0

#32 ROD TALLEY

TB | 5-10 | 201 | R-SO. | SQ
 Laurens, S.C.
 (Laurens/Gardner-Webb)
 Integrated Technology



2015: Earned a scholarship prior to the start of the season... has played in all six games, primarily on special teams... logged his first career rush, a 10-yard gain, at Georgia.

CAREER STATISTICS						
Year	GP/GS	Att	Yds	Avg	TD	Long
2015	6/0	1	10	10.0	0	10

SINGLE-GAME HIGHS	
Carries.....	1, Georgia, 2015
Yards Rushing.....	10, Georgia, 2015
Long Rush.....	10, Georgia, 2015

#28 JONATHAN WALTON

LB | 6-0 | 235 | JR. | 2L
 Daphne, Ala.
 (Bayside Academy)
 Criminal Justice



CAREER STATISTICS											
Year	GP/GS	UT	AT	TT	TFL	QBS	INT	PBU	QBH	FF	FR
2013	13/0	5	3	8	0.0-0	0.0-0	0	0	1	0	0
2014	13/6	36	25	61	2.5-3	0.0-0	1	2	1	0	1
2015	6/4	18	6	24	1.5-5	0.0-0	0	0	0	1	0
Total	31/10	59	34	93	4.0-8	0.0-0	1	2	2	1	1

2015: Started each of the first three games at WILL linebacker... made four tackles (two solo) against North Carolina... helped turn around the defense in the second half against Kentucky, making a team-high 11 tackles (ten solo) and his first career forced fumble... added five stops at Georgia... only used on special teams against UCF... saw limited duty at Missouri... started at SAM linebacker against LSU and logged four tackles including a tackle for loss.

SINGLE-GAME HIGHS	
Tackles.....	12, Florida, 2014
Tackles for Loss.....	1.5, Miami (Fla.), 2014
Pass Break Ups.....	1, twice, Missouri, 2014 and Miami (Fla.), 2014
QB Hurries.....	1, twice; Florida, 2013 and East Carolina, 2014
Interceptions.....	1, Miami (Fla.), 2014
Forced Fumbles.....	1, Kentucky, 2015
Fumbles Recovered.....	1, Kentucky, 2014

#49 BOOSIE WHITLOW

DE | 6-3 | 240 | FR. | HS
 Opelika, Ala.
 (Opelika)



CAREER STATISTICS											
Year	GP/GS	UT	AT	TT	TFL	QBS	INT	PBU	QBH	FF	FR
2015	6/0	3	1	4	2.0-12	1.0-10	0	0	4	0	0

2015: Has seen spot duty in all six games, primarily in pass rushing situations... had a key QB hurry against Kentucky, forcing a throw that was picked off by Skai Moore... saw his first significant action against UCF and responded with a pair of tackles for loss among his four stops, including a 10-yard sack... had a quarterback hurry at LSU.

SINGLE-GAME HIGHS	
Tackles.....	4, UCF, 2015
Tackles for Loss.....	2.0, UCF, 2015
Sacks.....	1.0, UCF, 2015
QB Hurries.....	2, Kentucky, 2015

#22 BRANDON WILDS

TB | 6-2 | 220 | R-SR. | 3L
 Blythewood, S.C.
 (Blythewood)
 Interdisciplinary Studies



2015: Averaging 60.3 yards rushing per game... went for 95 total yards of offense in the season opener, rushing for 51 yards and catching four passes for 44 yards in the win over North Carolina... ran for 106 yards on 16 carries against Kentucky, his fifth career 100-yard rushing day, and caught a pair of passes for 22 yards... limited to five carries for 24 yards at Georgia before leaving with bruised ribs... the sore ribs kept him sidelined against UCF, Missouri and LSU.

CAREER STATISTICS						
-RUSHING-						
Year	GP/GS	Att	Yds	Avg	TD	Long
2011	13/5	107	486	4.5	3	47
2012	DNP - Redshirted					
2013	7/0	43	221	5.1	3	27
2014	12/4	106	570	5.4	4	70
2015	3/3	35	181	5.2	0	34
Totals	35/12	291	1458	5.0	10	70
-RECEIVING-						
Year	GP/GS	Rec	Yds	Avg	TD	Long
2011	13/5	15	136	9.1	0	20
2012	DNP - Redshirted					
2013	7/0	9	119	13.2	2	33
2014	12/4	18	143	7.9	1	30
2015	3/3	6	66	11.0	0	20
Totals	35/12	48	464	9.7	3	33

SINGLE-GAME HIGHS	
Carries.....	29, Florida, 2011
Yards Rushing.....	143, Tennessee, 2014
Long Rush.....	70, Tennessee, 2014
Touchdowns Rushing.....	2, twice; Citadel, 2011 and Tennessee, 2014
Receptions.....	5, Vanderbilt, 2013
Yards Receiving.....	65, Vanderbilt, 2013
Long Reception.....	33, Vanderbilt, 2013
100-Yard Rushing Games.....	5, last Kentucky, 2015

PRESEASON WATCH LIST
 Walker Award Watch List

#33 DAVID WILLIAMS

TB | 6-1 | 222 | R-SO. | 1L
 Philadelphia, Pa.
 (Imhotep Charter)
 Retail Management



2015: Ran the ball 10 times for 42 yards in the season opener against North Carolina, one off matching a career best in carries... ran for 18 yards on five carries against Kentucky and for 22 yards on six tries at Georgia... logged a career-high 14 carries in the win over UCF, gaining 32 yards with a long of 15... carried nine times for 40 yards with a season-long run of 16 at Missouri... made his first career start at LSU and responded with 25 yards on seven carries and a pair of receptions for nine yards.

CAREER STATISTICS

-RUSHING-						
Year	GP/GS	Att	Yds	Avg	TD	Long
2014	9/0	45	256	5.6	2	37
2015	6/1	51	179	3.5	0	16
Totals	15/1	96	435	4.5	2	37
-RECEIVING-						
Year	GP/GS	Rec	Yds	Avg	TD	Long
2014	9/0	7	99	14.1	0	59
2015	6/0	3	14	4.7	0	5
Totals	15/1	10	113	11.3	0	59

SINGLE-GAME HIGHS

Carries.....	14, UCF, 2015
Yards Rushing	110, Furman, 2014
Long Rush.....	37, Furman, 2014
Touchdowns Rushing.....	1, twice: Vanderbilt, 2014 and South Alabama, 2014
Receptions.....	4, Clemson, 2014
Yards Receiving	70, Clemson, 2014
Long Reception	59, Clemson, 2014
100-yard Rushing Games	1, Furman, 2014

#47 DREW WILLIAMS

LS | 6-2 | 213 | JR. | 2L
 Irmo, S.C.
 (Dutch Fork)
 Public Health



2015: Serves as the team's long-snapper, earning him a scholarship in the preseason... handles the snapping on both placements and punts.

#77 MALIK YOUNG

OT | 6-3 | 308 | R-FR. | RS
 Pelzer, S.C.
 (Woodmont)



2015: Saw his first action of the season against Kentucky... also saw limited action against Georgia and on special teams against UCF.

#74 MASON ZANDI

OT | 6-9 | 314 | R-JR. | 2L
 Chapin, S.C.
 (Chapin)
 Political Science



2015: Has started all six games at right tackle this season... made the start at right tackle in the season opener against North Carolina, his first start since the Vanderbilt game in the 2013 season... made the switch to jersey number 51 against Kentucky in honor of friend Cody Waldrop, who suffered a broken ankle during practice during the week of the game.

CAREER STATS

Year	Games	Starts
2013	13	1
2014	13	0
2015	6	6
Total	32	7