



VANDERBILT VS NC STATE



DEC. 26, 2016 | 4 PM | SHREVEPORT, LA

A composite image featuring two Vanderbilt football players. In the foreground, a player in a white jersey with the number 14 is shown from the chest up, wearing a white helmet with a black face mask. In the background, a player in a white jersey with the number 7 is shown in a dynamic pose, wearing a gold helmet with a black face mask and holding a football. The background is a blurred stadium scene.

RALPH WEBB

RS JR | RUNNING BACK

- *Vanderbilt All-Time Leading Rusher*
- *Six 100-Yard Rushing Games in 2016*
- *Back-to-Back 1,000-Yard Seasons*

ZACH CUNNINGHAM

RS JR | LINEBACKER

- *2016 Consensus All-American*
- *Butkus Award Finalist*
- *Bednarik and Nagurski Award Semifinalist*
- *2x SEC Defensive Player of the Week*
- *Leads SEC in Tackles*
- *Career-High 19 Tackles in Win Over Georgia*



VANDERBILT FOOTBALL

GAME NOTES

CONTACTS: LARRY LEATHERS (LARRY.LEATHERS@VANDERBILT.EDU) | KYLE PARKINSON (KYLE.PARKINSON@VANDERBILT.EDU)

GAME 13



NORTH CAROLINA ST. vs. VANDERBILT

Monday, Dec. 26, 2016 ★ 4 p.m. ★ Shreveport, La. ★ Independence Stadium

WOLFPACK

Overall: 6-6

ACC: 3-5

Head Coach:

Dave Doeren (4th season)

Record at NCST: 24-26 (.480)

Career record: 47-30 (.610)

COMMODORES

Overall: 6-6

SEC: 3-5

Head Coach:

Derek Mason (3rd season)

Record at VU: 13-23 (.361)

Career record: 13-23 (.361)



QUICK COMPARISON

NCST

25.8

263

157.4

262.7

420.1

43%

104.7

251.3

356.0

35%

PPG

1st DOWNS

RUSH

PASS

OFFENSE

3rd DOWNS

OPP. RUSH

OPP. PASS

OPP. OFFENSE

OPP. 3rd DOWNS

VU

23.5

235

165.2

194.0

359.2

36%

165.4

245.4

410.8

39%



OPENING KICK

★ Vanderbilt meets North Carolina State in the postseason for the second time (2012 Music City Bowl) and just the third time in history.

★ The Commodores are playing in their eighth bowl game in school history and bring a 4-2-1 record into the Camping World Independence Bowl.

★ RB Ralph Webb set the all-time school record in the win over Tennessee and enters the bowl season with 3,231 rushing yards. He needs just 22 yards to break Zac Stacy's single-season school record. Webb is third in the league with 1,374 all-purpose yards, fourth with 1,172 rushing yards and has recorded six 100-yard rushing games, passing his total from last season.

★ Unanimous first team All-American Zach Cunningham leads the SEC with 119 tackles and is second with 16.5 tackles for loss. He is the first Commodore since Jamie Winborn (1998-2000) to record consecutive 100-plus tackle seasons and moved into third all-time at VU with 39.5 tackles for loss.

★ KR Darrius Sims set VU's school record for kick career return yards against Missouri and now has 2,414 yards.

A Vanderbilt victory would...

- ★ Be the Commodores' fifth bowl victory in school history.
- ★ Be the team's third straight bowl win.
- ★ Give VU its first winning season since 2013.
- ★ Make it three wins in a row.

VANDERBILT STAT LEADERS

TACKLES



Zach Cunningham
119 total
68 solo, 51 asst

PASSING



Kyle Shurmur
185/329
2251 yds, 9 TDs,
7 Ints

RUSHING



Ralph Webb
229 att.
1172 yds, 12 TDs

RECEIVING



C.J. Duncan
38 rec.
447 yds, 0 TDs



ESPN2

PBP: Mike Couzens
Analyst: Cole Cubelic
Sideline: Kevin Weidl



VANDERBILT IMG NETWORK

Flagship: WLAC 1510/WNSR 560/95.9
Voice of the Commodores: Joe Fisher
Analyst: Norman Jordan
Sideline: Mitch Light
Sirius: N/A | XM: N/A



S. Carolina

Loss

13-10

ESPN

Middle Tenn.

Win

47-24

SEC Network

@Ga. Tech

Loss

38-7

ACC Network

@WKU

Win

31-30 (OT)

CBS SN

Florida

Loss

13-6

SEC Network

@Kentucky

Loss

20-13

SEC Network

@Georgia

Win

17-16

SEC Network

Tenn. State

Win

35-17

ESPN

@Auburn

Loss

23-16

ESPN

@Missouri

Loss

26-17

SEC Network

Ole Miss

Win

38-17

SEC Network

Tennessee

Win

45-34

SEC Network



VANDERBILT FOOTBALL MEDIA SERVICES



Tuesday
PRESS
CONFERENCE
11:45 a.m.
Coach Mason

12 p.m.
Players

Wednesday
NO MEDIA
AVAILABILITY

Thursday
PRACTICE
9-11 a.m.

TEAM DEPARTS
FOR SHREVEPORT
1:45 p.m.

Friday
PRACTICE
10:20-11:20 a.m.
(post-practice availability)

THE BIG GAME
SHOW
5:30-6:30 p.m.

Saturday
PRESS
CONFERENCE
10-10:30 a.m.

CLOSED
PRACTICE
10:30-11:30 a.m.

Sunday
CLOSED
PRACTICE
11 a.m.-12 p.m.

Monday
NC STATE
4 p.m.
ESPN2

VANDERBILT POST-GAME INTERVIEWS

Coach Mason's post-game press conferences are held after he addresses the team. Only properly credentialed media will be allowed into the Vanderbilt press conference room at Vanderbilt Stadium and away games.

Mason's remarks will be held in the team's press conference area. The press conference area at Vanderbilt Stadium is located in the south end zone tunnel near the team's locker room.

The Vanderbilt Locker Room is closed. Up to six student-athletes will be made available for post-game interviews. These interviews will be conducted in the same press conference room as Coach Mason's remarks. The players are available at the conclusion of Mason's conference.

GAME WEEK INTERVIEW POLICY

All interview requests for Coach Mason and Vanderbilt student-athletes **MUST** go through Larry Leathers or Kyle Parkinson prior to the interview.

Mason and offensive coordinator Andy Ludwig will be available to media members at the conclusion of practice on Wednesday morning. Student-athletes and other assistant coaches will also be available to media after the Wednesday sessions.

Practice sessions are closed to the media.

COACH MASON'S RADIO SHOW TUESDAY

The Vanderbilt Coaches Show with Coach Mason, a weekly feature of Nashville flagships NewsRadio 1510 WLAC & WNSR AM 560/FM 95.9, is scheduled on Tuesdays. The show starts at 7 p.m. running one hour with Coach Mason and the Voice of the Commodores Joe Fisher.

CREDENTIALS

Media seeking credentials should contact Larry Leathers at least one week prior to the event. Media will call is located at Gate 1 of Vanderbilt Stadium.

WEEKLY PRESS CONFERENCE

ON TUESDAYS

Coach Mason will participate in a press conference for local media on Tuesday, Dec. 20 at 11:45 a.m. It is held in the team's post-game press conference room in the south end zone of Vanderbilt Stadium.

Interviews with selected student-athletes will follow Mason's remarks. The press event is available on SEC Network+ and archived at vucommodores.com.

SEC COACHES TELECONFERENCE:

WEDNESDAY 10:30 A.M.

Coach Mason is available each Wednesday morning to media outlets as part of the Southeastern Conference Coaches' Teleconference. Mason's 10-minute segment starts at 10:30 a.m. CT. To participate, call the SEC Office at (205) 458-3010.

COACH'S TV SHOW ON SUNDAYS

Vanderbilt Football with Derek Mason airs each Sunday evening on Fox 17 and is later available on vucommodores.com.

The show, featuring Coach Mason and Voice of the Commodores Joe Fisher, airs each Sunday at 10:30 p.m. CT on Nashville's Fox 17.

ON THE INTERNET

Vanderbilt's website - vucommodores.com - hosts stories from former Sports Illustrated writer Zac Ellis along with stats, notes and videos.

GAME DAY AT VANDERBILT STADIUM

The press box at Vanderbilt Stadium opens approximately three hours before kickoff unless otherwise noted above. The press box will close approximately three hours after the conclusion of the game.

Game notes and depth charts for both teams will be available in the press box and online at vucommodores.com/FootballGameNotes.

Wireless internet is available in the press box along with live stats via statbroadcast.com.



@vucommodores



/vucommodores



vandyathletics



/vanderbiltathletics

VANDERBILT ATHLETIC COMMUNICATIONS

OFFICE: 615.322.4121

VUCOMMODORES.COM

Larry Leathers

Director of Football Communications
Cell: 615.480.8226
larry.leathers@vanderbilt.edu

David Dawson (WBB/XC/Commodore Nation)

Asst. Director of Communications
Office: 615.343.5823
david.dawson@vanderbilt.edu

Jay Kafer (Track & Field)

Communications Assistant
Office: 615.343.4121
jay.kafer@vanderbilt.edu

Kyle Parkinson (Baseball/Football)

Asst. AD/Communications
Office: 615.343.0020
kyle.parkinson@vanderbilt.edu

Catherine Hilley (Soccer/Tennis)

Asst. Director of Communications
Office: 615.343.0019
catherine.hilley@vanderbilt.edu

Matt Paras (Lacrosse/Swimming)

Communications Assistant
Office: 615.343.4121
matt.paras@vanderbilt.edu

Andy Boggs (MBB/Golf)

Asst. Director of Communications
Office: 615.343.1847
andy.boggs@vanderbilt.edu

Zac Ellis

Writer/Digital Media Editor
Office: 615.322.1012
zac.ellis@vanderbilt.edu

Robynn Candish

Administrative Assistant
Office: 615.322.4121
robynn.candish@vanderbilt.edu



VANDERBILT VS. NORTH CAROLINA STATE BREAKDOWN



CATEGORY	VANDERBILT	NC STATE	CATEGORY	VANDERBILT	NC STATE
Overall	6-6	6-6	Kick Returns: #-Yards	32-768	35-740
SEC/ACC	3-5	3-5	Punt Returns: #-Yards	17-67	13-84
Streak	W2	W1	INT Returns: #-Yards	5-63 (14)	7-73
Scoring	282	310	Kick Return Average	24.0 (3)	21.1
Points per Game	23.5 (12)	25.8	Punt Return Average	3.9 (12)	6.5
First Downs	235 (11)	263	INT Return Average	12.6	10.4
Rushing	98	105	Fumbles-Lost	15-4	16-7
Passing	118	140	Fumbles Recovered	23-13	21-12
Penalty	19	18	Penalties-Yards	63-535	77-805
Rushing Yards	1982	1889	Average per Game	44.6 (6)	67.1
Yards Gained	2282	2155	Punts-Yards	69-2729	48-1915
Yards Lost	300	266	Average per Punt	39.6	39.9
Attempts	462	468	Net Punt Average	36.0 (11)	36.9
Average per Rush	4.3	4.0	Time of Possession/Game	31:56 (3)	32:01
Average per Game	165.2 (11)	157.4	3rd Down Conversions	59/165	76/177
TDs	24	22	3rd Down Pct.	36% (13)	43%
Passing Yards	2328	3152	4th Down Conversions	4/14	12/25
Comp-Att-INT	191-348-8	244-407-2	4th Down Pct.	29% (12)	48%
Average per Pass	6.7	7.7	Sacks By-Yards	15-78 (14)	32-228
Average per Catch	12.2	12.9	Sacks Allowed-Yards	27-187 (12)	17-110
Average per Game	194.0 (11)	262.7	Touchdowns Scored	34	41
TDs Passing	9	17	Field Goals-Attempts	14-17	9-17
Total Offense	4310	5041	Redzone Scores	42-44 (1)	37-49
Total Plays	810	875	Redzone Touchdowns	31-44	29-49
Average per Play	5.3	5.8			
Average per Game	359.2 (12)	420.1			

The North Carolina St. Series

All-Time vs. NC State: 2-0-0

First meeting: 1946, Nashville W 7-0

Last meeting: 2012, Nashville W 38-24

In Nashville: 2-0

In Bowl Games: 1-0

Streak: W2

All-time meetings (2-0)

2012 - Nashville, W 38-24

1946 - Nashville, W 7-0

Last time vs. NC State

NASHVILLE, Tenn. (AP) -- The Southeastern Conference is so strong that even Vanderbilt, yes Vandy, is winning like the Commodores haven't in nearly a century.

And coach James Franklin says everyone better get used to it.

Jordan Rodgers threw two touchdown passes and ran for another score as the Commodores capped their best season since 1915 by defeating North Carolina State 38-24 in the Franklin American Mortgage Music City Bowl on Monday.

The Commodores finished 9-4 for their best record since going 9-1 in 1915, and it's only the third time the smallest and only private university in the SEC has won as many as nine games in a season.

Vandy closed the season with seven straight wins for its longest streak since an eight-game run in 1948, and its 15 wins over the past two seasons is the program's best total since 1926 and 1927.

TEAM	1	2	3	4	FINAL	RECORD
NCST	0	14	0	10	24	7-6,4-4
VU	7	21	3	7	38	9-4,5-3

SCORING SUMMARY

1st: VANDY: Chris Boyd 5-yd pass from Jordan Rodgers (Carey Spear kick), 10-65 5:09.
2nd: VANDY: Zac Stacy 6-yd run (Ryan Fowler kick), 4-27 1:46. NCST: Creecy, T. 1-yd run (Sade, N. kick), 11-84 3:50. VANDY: Wesley Tate 7-yd run (Carey Spear kick), 5-32 2:31. NCST: Palmer, T. 94-yd kickoff return (Sade, N. kick). VANDY: Jordan Matthews 18-yd pass from Jordan Rodgers (Ryan Fowler kick), 2-18 0:13.
3rd: VANDY: Carey Spear 30 yd field goal, 8-23 3:01.
4th: NCST: Sade, N. 24-yd field goal, 12-66 3:42.
 VANDY: Jordan Rodgers 15 yd run (Carey Spear kick), 8-44 4:18. NCST: Smith, R. 19-yd pass from Glennon, M. (Sade, N. kick), 10-71 3:05.

STATISTICS

	NCST	VU
FIRST DOWNS	24	17
RUSHES-YARDS (NET)	25-41	41-117
PASSING YDS (NET)	383	108
PASSES ATT-COMP-INT	53-35-3	27-16-0
TOTAL OFFENSE PLAYS-YARDS	78-424	68-225
KICKOFF RETURNS-YARDS	7-173	3-105
INTERCEPTION RETURNS-YARDS	0-0	3-77
PUNTS (NUMBER-AVG)	3-30.3	5-46.2
FUMBLES-LOST	6-2	0-0
PENALTIES-YARDS	9-90	2-10
POSSESSION TIME	27:04	32:56
THIRD-DOWN CONVERSIONS	13 OF 19	3 OF 14
FOURTH-DOWN CONVERSIONS	0 OF 1	3 OF 4
RED-ZONE SCORES-CHANCES	3-3	6-6
SACKS BY: NUMBER-YARDS	1-6	3-20

Did You Know?

Shreveport became the capital of Louisiana for a brief time during the Civil War, after Baton Rouge and Opelousas were taken under Union control.

The Independence Bowl is the 11th-oldest bowl game in the nation.

RUSHING: NCST-Creecy, T. 9-43; Thornton, S. 12-39; Glennon, M. 3-minus 20; TEAM 1-(-21). VANDY-Zac Stacy 25-107; Wesley Tate 9-14; Jordan Rodgers 4-6; Brian Kimbrow 1-(-2); Jordan Matthews 1-(-4); TEAM 1-(-4).

PASSING: NCST-Glennon, M. 35-53-3-383. VANDY-Jordan Rodgers 16-25-0-108; Zac Stacy 0-1-0-0; A Carta-Samuels 0-1-0-0.

RECEIVING: NCST-Palmer, T. 8-111; Creecy, T. 6-50; Thornton, S. 5-41; Smith, R. 3-50; Payton, Q. 3-37; Carter, M. 3-34; Talbert, A. 3-29; Watson, A. 2-21; Winkles, L. 1-5; Underwood, B. 1-5. Vanderbilt-Jordan Matthews 7-61; Chris Boyd 4-18; Wesley Tate 2-10; Steven Scheu 2-7; Zac Stacy 1-12.



VANDERBILT (IN)DEPTH CHART: OFFENSE

WR		10 Trent Sherfield // 6-1, 200, Jr. 184 yards receiving vs. UT is team-high this season... Set school record with 240 yards receiving vs. Austin Peay 9/19/15... Working towards degree in medicine, health and society.	2016 2015 2014 Totals	REC 31 51 1 83	YDS 448 659 9 1116	TD 1 3 0 4
		9 Caleb Scott // 6-2, 204, Jr. 117 yards receiving vs. Tennessee set career-best... Caught at least two passes in eight games in '15... Son of former Commodore and NFL player Chuck Scott (1981-84).	2016 2015 2014 Totals	REC 20 24 6 50	YDS 417 339 78 834	TD 0 2 0 2
TE		83 Nathan Marcus // 6-5, 244, R-Jr. Caught game-winning TD at WKU... Started two games and played in 11 games during sophomore season... Working toward degree in communication studies.	2016 2015 2014 Totals	REC 11 4 6 21	YDS 73 34 56 163	TD 1 0 2 3
		80 Jared Pinkney // 6-4, 250, R-Fr. 22 catches are most among VU TEs... Made his first career start against South Carolina in the season-opener... Missed freshman season after suffering season-ending injury in 2015 opener.	2016 Totals	REC 22 22	YDS 274 274	TD 2 2
LT		74 Will Holden // 6-6, 312, Sr. 34 straight starts... Started all 12 games at LT in 2015 as one of three Commodores on offense to start all 12 games (Ralph Webb, Trent Sherfield)... An Eagle Scout, aspires to be an FBI agent.	2016 2015 2014 Totals	GP 12 12 12 47	GS 12 12 10 34	
		77 Devin Cochran // 6-7, 305, Fr. First team All-State OT for Greater Atlanta Christian as a senior, helping team to 12-2 record senior season... Also competed in track & field as a thrower.	2016 Totals	GP 0 0	GS 0 0	
LG		57 Ean Pfeifer // 6-4, 290, R-Fr. Earned first career start vs. Florida... Redshirted during the 2015 season... First team All-State selection as a senior and junior for powerful Bentonville HS in Arkansas... Has five siblings.	2016 2015 Totals	GP 10 0 10	GS 8 0 8	
		64 Delando Crooks // 6-5, 305, R-Jr. Missed significant time in 2015 with a leg injury but made his first career start against Texas A&M as a tight end... Named Homecoming King as a senior at Atlanta-Carver HS.	2016 2015 2014 Totals	GP 4 5 9 18	GS 4 1 0 5	
C		56 Barrett Gouger (gow-GURR) // 6-4, 305, Sr. Played in all 12 games in 2015 and started 10 games at right guard... 613 offensive snaps ranked fourth among VU lineman... High school wrestling state champion in Division II at Baylor School.	2016 2015 2014 Totals	GP 12 12 12 36	GS 12 10 0 22	
		60 Cole Hardin // 6-4, 305, R-So. Played his first career game in win over Austin Peay in 2015... Four-year starter and letterwinner on offensive line for Class 6A school in northwest Alabama.	2016 2015 Totals	GP 0 1 1	GS 0 0 0	
RG		61 Bruno Reagan // 6-3, 310, R-So. Played in all 12 games and started two in 2015, playing on the offensive line and special teams... Won wrestling Tennessee state title as a junior in HS finishing 57-0, also nationally ranked in judo.	2016 2015 2014 Totals	GP 12 12 0 24	GS 12 2 0 14	
		75 Bailey Granier // 6-6, 320, R-So. Earned playing time in 2015, playing in the team's final six games and starting three at right tackle... Played 192 total snaps... Dad is a commercial fisherman.	2016 2015 2014 Totals	GP 7 6 0 13	GS 0 3 0 3	
RT		58 Justin Skule // 6-6, 305, So. Freshman campaign ended with an injury after earning way into starting lineup, starting two games and playing in seven... Dad, Josh, played on offensive line at Navy.	2016 2015 Totals	GP 12 7 19	GS 12 2 14	
		71 Jared Southers // 6-4, 308, R-Fr. Saw his first collegiate action at Georgia Tech... Redshirted during the 2015 season... Played for Seton Hall Prep in New Jersey... Also lettered in wrestling in HS.	2016 2015 Totals	GP 9 0 9	GS 0 0 0	
QB		14 Kyle Shurmur // 6-4, 223, So. Passed for career-best 416 yards in win over Tennessee... Named starter by Coach Mason in July after starting five games as true freshman in 2015... Son of Minnesota Vikings TE coach Pat Shurmur.	2016 2015 Totals	C-A-I 185-329-7 44-103-3 229-432-10	YDS 2251 503 2754	TD 9 5 14
		12 Wade Freebeck // 6-5, 225, Jr. Saw action in only one game in 2015 after starting four games and playing in five total in 2014 as a true freshman... Two-time SEC Academic Honor Roll member.	2016 2015 2014 Totals	C-A-I 6-13-1 2-6-1 34-72-5 42-91-7	YDS 77 26 376 479	TD 0 0 1 1
RB		7 Ralph Webb // 5-10, 202, Jr. Became Vanderbilt's all-time leading rusher in win over UT... Ran for 211 yards vs. MT, 3rd-most in VU history... Rushed for more yards than any VU sophomore in history with 1152 yards in 2015.	2016 2015 2014 Totals	ATT 229 277 212 718	YDS 1172 1152 907 3231	TD 12 5 4 21
		23 Khari Blasingame // 6-1, 235, R-So. Earned first career start at RB vs. Florida... Played 11 games in 2015 as a reserve LB, starting one game... Plays the saxophone.	2016 Totals	ATT 95 95	YDS 447 447	TD 9 9
FB		39 Bailey McElwain // 6-0, 238, Fr. 6 catches for 35 yards and 2 TDs this year... The last recruit to join freshman class, signing over the summer... Played at Hewitt-Trussville HS in Alabama earning All-State honors as a junior and senior.	2016 Totals	ATT 1 1	YDS 0 0	TD 0 0
		28 Dallas Rivers // 6-1, 225, Jr. Played in all 12 games in 2015 serving as Ralph Webb's back-up... Lone TD run came against Middle Tennessee... Involved in Young Life organization and works as counselor at local youth camps.	2016 2015 2014 Totals	ATT 20 60 61 141	YDS 92 183 218 493	TD 1 1 2 4
WR		16 Kalija (kuh-lie-JUH) Lipscomb // 6-1, 190, Fr. Caught career-high six passes at GT... Started at WR in his first career game, catching one pass for 15 yards... Caught 56 passes for 1036 yards and 11 TDs for Jesuit HS in New Orleans as a senior.	2016 Totals	REC 25 25	YDS 306 306	TD 2 2
		19 C.J. Duncan // 5-11, 203, R-Jr. Leads team in receptions... Returning from ruptured Achilles tendon suffered prior to 2015 season... Interned for Davidson Co. Circuit Judge J. Randall Wyatt last summer.	2016 2015 2014 Totals	REC 38 - 28 66	YDS 447 - 441 888	TD 0 - 4 4



VANDERBILT (IN)DEPTH CHART: DEFENSE

DL		49 Jonathan Wynn // 6-4, 258, R-Jr. Started four games and played in all 12 in 2015, moving from OLB to DE... Studied abroad in Switzerland in May 2016... Attended same HS as teammate Dallas Rivers.	2016 2015 2014 Totals	U-A-T 17-7-24 8-13-21 5-8-13 30-28-58	TFL 2.0-2 3.0-13 1.5-10 6.5-25	SACK 1.0-1 1.0-7 1.0-8 3.0-16
		34 Dare (dar-EE) Odeyingbo (O-duh-yeng-BO) // 6-2, 262, So. Recorded his first career sack at GT... Played in eight games as a true freshman in 2015, earning time on special teams and on defense... Parents, Gary and Betty, are natives of Nigeria.	2016 2015 Totals	U-A-T 9-9-18 0-2-2 9-11-20	TFL 4.0-13 0.5-1 4.5-14	SACK 1.0-7 0.0-0 1.0-7
DL		69 Adam Butler // 6-4, 295, Sr. Career-best two sacks vs. Florida... Started eight games in 2015 on defensive line... Expected to finish degree in environmental communication in December.	2016 2015 2014 Totals	U-A-T 15-9-24 12-6-8 16-19-35 51-43-102	TFL 7.5-38 7.0-27 7.5-22 28.0-105	SACK 4.0-26 3.0-18 2.5-13 9.5-57
		94 Torey Agee // 6-4, 285, Sr. Played in 11 games in 2015, making one start... Expected to complete degree in psychology in December... Son of former NFL RB Tommy Agee.	2016 2015 2014 Totals	U-A-T 2-7-9 12-5-17 0-4-4 15-19-34	TFL 0.0-0 3.0-16 0.0-0 3.0-16	SACK 0.0-0 2.0-13 0.0-0 2.0-13
DL		77 Nifae (nee-FY) Lealao (lay-louw) // 6-5, 312, Jr. Started four games and played in all 12 in 2015... One of three players on football roster of Polynesian descent (Sa'o, Auwae-McMoore).	2016 2015 2014 Totals	U-A-T 14-7-21 9-9-18 2-5-7 25-21-46	TFL 4.0-7 1.0-2 0.0-0 5.0-9	SACK 2.5-3 0.0-0 0.0-0 2.5-3
		44 Nehemiah Mitchell // 6-4, 260, Sr. Played OLB in 2015, making seven starts after transferring from San Francisco CC... Moved to DE during offseason... Uncle is former Oklahoma LB and Arizona Cardinals LB Lance Mitchell.	2016 2015 Totals	U-A-T 0-6-6 9-15-24 9-21-30	TFL 0.5-1 1.5-12 2.0-13	SACK 0.0-0 0.5-3 0.5-3
OLB		99 Landon Stokes // 6-4, 240, R-Jr. Saw action in all 12 games in 2015 earning five starts... Plays the saxophone... Son of former NFL defensive end Fred Stokes.	2016 2015 2014 Totals	U-A-T 7-8-15 12-12-24 2-2-4 21-22-43	TFL 0.5-1 3.0-12 0.0-0 3.5-13	SACK 0.5-1 1.0-9 0.0-0 1.5-10
		11 Charles Wright // 6-3, 237, R-So. Played in all 12 games as a redshirt freshman in 2015, seeing time on defense and special teams... All-State basketball player in HS.	2016 2015 Totals	U-A-T 7-4-11 1-2-3 8-6-14	TFL 3.5-14 1.5-5 5.0-19	SACK 0.0-0 1.0-4 1.0-4
ILB		41 Zach Cunningham // 6-4, 230, R-Jr. Consensus first team All-American... Recorded a career-best 19 tackles at Georgia... Leads SEC in total tackles... Named preseason All-SEC by media at SEC Media Days.	2016 2015 2014 Totals	U-A-T 68-51-119 69-34-103 37-30-67 174-115-289	TFL 16.5-31 16.5-56 6.5-13 39.5-100	SACK 0.0-0 4.5-32 1.5-7 6.0-39
		43 Jordan Griffin // 6-1, 224, So. Played in 11 games as a freshman in 2015, playing linebacker and on special teams... Finished high school career with 428 tackles, second-most at Armwood HS in Tampa, Fla.	2016 2015 Totals	U-A-T 12-7-19 6-3-9 18-10-28	TFL 1.5-2 0.0-0 1.5-2	SACK 0.0-0 0.0-0 0.0-0
ILB		20 Oren Burks // 6-3, 222, R-Jr. Moved to ILB late in season... Serves as president of Student-Athlete Advisory Committee... Nominated for AFCA Good Works team and Wuerffel Trophy.	2016 2015 2014 Totals	U-A-T 38-18-56 35-24-59 16-21-37 89-63-152	TFL 6.5-22 2.0-5 0.0-0 8.5-27	SACK 3.5-17 0.0-0 0.0-0 3.5-17
		40 Ja'karri (jah-CAR-ee) Thomas // 6-1, 225, Sr. Made a career-high 11 tackles vs. Florida... First start of season at WKU... Played in 10 games in 2015, seeing action on defense and special teams... Expected to complete degree in sociology.	2016 2015 2014 Totals	U-A-T 28-25-53 7-7-14 6-16-22 50-63-113	TFL 3.5-5 0.0-0 0.5-1 4.5-6	SACK 0.0-0 0.0-0 0.0-0 0.0-0
OLB		25 Josh Smith // 6-3, 236, So. Played in all 12 games as true freshman in 2015... Two-time 1st team All-State player in HS... Younger brother of teammate, Emmanuel Smith... Dad, Demetrius, played football at Middle Tennessee.	2016 2015 Totals	U-A-T 2-1-3 1-6-7 3-7-10	TFL 0.5-3 0.5-1 1.0-4	SACK 0.5-3 0.0-0 0.5-3
		9 Caleb Peart (peert) // 6-1, 234, R-Fr. Redshirted during 2015 season... Three-time All-State defensive lineman at Hamilton HS in Gilbert, Ariz.	2016 Totals	U-A-T 3-2-5 3-2-5	TFL 0.0-0 0.0-0	SACK 0.0-0 0.0-0
CB		31 Tre Herndon // 6-1, 188, Jr. Leads team with 2 INTs... Snagged his first career interception at WKU... One of only two VU defenders to start all 12 games in 2015 (Oren Burks)... Real name is Willie Herndon III.	2016 2015 2014 Totals	U-A-T 26-11-37 35-12-47 7-2-9 68-25-93	TFL 0.5-3 1.0-6 0.0-0 1.5-9	INT 2-4 0-0 0-0 2-4
		3 Taurean Ferguson // 5-9, 190, R-Jr. Picked off first pass of season at GT... Played in 11 games during sophomore season... Started six games in 2014... Working on degree in human and organizational development.	2016 2015 2014 Totals	U-A-T 37-14-51 11-2-13 25-5-30 73-21-94	TFL 3.0-8 0.5-1 1.5-2 5.0-11	INT 1-0 0-0 2-21 3-21
SS		14 Ryan White // 5-10, 188, R-Jr. Made a career-best 12 tackles at Georgia... Returned punts & played every game on defense in 2015... Created two turnovers with an interception at Florida and fumble recovery at Middle Tennessee.	2016 2015 2014 Totals	U-A-T 46-24-70 18-8-26 19-15-34 83-47-130	TFL 3.5-6 3.0-10 3.5-14 10.0-30	INT 0.0-0 1-0 0-0 1-0
		26 Andrew Rector // 6-0, 198, So. Played in eight games as a reserve defensive back and special teams player... Played at Father Ryan HS in Nashville... Dad, Steve, played football at Western Kentucky.	2016 2015 Totals	U-A-T 0-1-1 0-2-2 0-3-3	TFL 0.0-0 0.0-0 0.0-0	INT 0.0-0 0.0-0 0.0-0
FS		2 Arnold Tarpley // 6-1, 200, Jr. Took over starting spot for final six games... Started seven games in 2015, playing in all 12 making at least three tackles in 10 of the 12 games... Arnold Lee Tarpley III.	2016 2015 2014 Totals	U-A-T 21-7-28 24-12-36 14-4-18 59-23-82	TFL 2.0-11 5.0-27 2.0-13 9.0-51	INT 0.0-0 0.0-0 0.0-0 0.0-0
		13 LaDarius Wiley // 6-1, 205, R-So. Made a career-best 10 tackles vs. Florida... Earned first career start vs. SC... Saw action in secondary and on special teams in 2015... Has five brothers... Working on degree in medicine, health and society.	2016 2015 Totals	U-A-T 49-26-75 5-3-8 54-29-83	TFL 2.5-16 1.0-1 3.5-17	INT 0.0-0 0.0-0 0.0-0
CB		5 Torren McGaster // 6-0, 198, Sr. Led VU with nine tackles at WKU... Established as the Dores' top CB in 2015, starting all 12 games and ranking among SEC leaders in pass break-ups with 13... Has three brothers and three sisters.	2016 2015 2014 Totals	U-A-T 38-18-56 41-10-51 46-20-66 135-53-188	TFL 3.0-6 4.5-8 3.5-9 11.0-23	INT 1-0 0.0-0 2-6 3-6
		8 Joejuan Williams // 6-3, 202, Fr. Worked way into rotation late in season... Early enrollee arrived on campus in January... Did not play senior year after hardship appeal was denied by high school association.	2016 Totals	U-A-T 11-4-15 11-4-15	TFL 0.5-0 0.5-0	INT 0.0-0 0.0-0



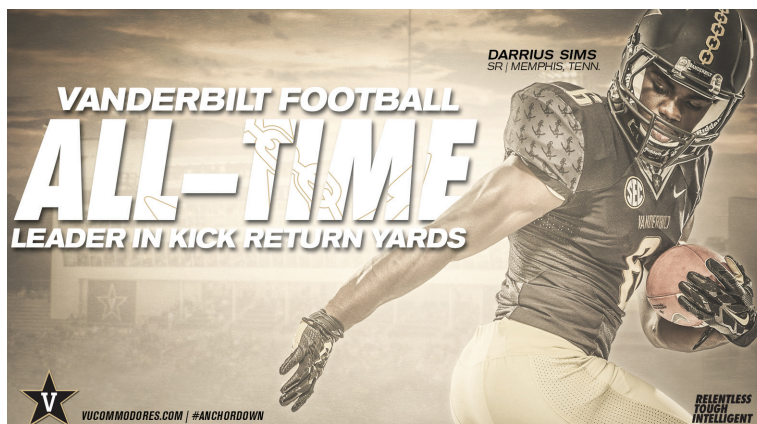
DORES IN THE SEC & NATIONAL RANKINGS

Category	Stat	SEC	National
Total Offense	359.2	12 (13)	110 (116)
Rushing Offense	165.2	11 (T10)	79 (87)
Passing Offense	194.0	11 (13)	98 (111)
Team Passing Efficiency	115.0	14 (13)	108 (117)
Scoring Offense	23.5	12 (13)	109 (123)
Total Defense	410.8	7 (6)	65 (28)
Rushing Defense	165.4	6 (7)	59 (33)
Passing Yards Allowed	245.4	11 (7)	85 (41)
Team Pass Defense Efficiency	132.1	12 (7)	71 (28)
Scoring Defense	22.6	5 (6)	27 (22)
Turnover Margin	+6	3 (14)	T26 (109)
3rd Down Conversions	35.8%	13 (10)	102 (88)
Opp. 3rd Down Conv.	39.2%	8 (2)	T120 (6)
Red Zone Offense	95.5%	1 (14)	2 (126)
Red Zone Defense	65.9%	1 (2)	1 (6)
Net Punting	36.5	11 (14)	87 (119)
Punt Return Avg.	3.9	12 (11)	112 (90)
Kickoff Returns	24.0	3 (11)	T15 (100)
1st Downs	235	11 (13)	T96 (T115)
Opp. 1st Downs	245	7 (2)	52 (4)
Fewest Penalty Yards/Game	44.6	6 (8)	26 (38)
Time of Possession	31:56	3 (3)	28 (25)
Sacks By/Game	1.3	14 (9)	117 (T56)
Sacks Against/Game	2.3	12 (9)	82 (T79)
Kickoff Coverage	21.2	9 (11)	79 (--)

INDIVIDUAL

Category/Player	Stat	SEC	National
All Purpose/Gm./Ralph Webb	114.5	4 (8)	69 (67)
Kick Return Yards/Darrius Sims	643	2	29
Fumbles Recovered/Z. Cunningham	4	1	2
Fumbles Recovered/T. McGaster	2	3	26
Fumbles Recovered/LaDarius Wiley	2	3	26
Punting/Sam Loy	41.2	9	67
Rushing Yards/Ralph Webb	1172	4	33
Rushing Yards/Gm./Ralph Webb	97.7	5 (6)	37 (37)
Rushing TDs/Ralph Webb	12	4	35
Rushing TDs/Khari Blasingame	9	10	75
Kick Return Avg./Darrius Sims	28.2	2	10
Solo Tackles/Gm./Z. Cunningham	5.7	2	17
Tackles per Game/Z. Cunningham	9.9	1 (5)	11 (50)
Tackles for Loss/Z. Cunningham	1.4	3 (3)	20 (T21)

(2015 season total/final ranking in parentheses)



SIMS SETS KICK RETURN RECORD AT VU

Darrius Sims took over the top spot in the Vanderbilt record book for kick return yards in a career with a 25-yard return at Missouri.

The senior from Memphis, Tenn. began the season third all-time at VU in kick return yards trailing only Tony Jackson (1989-93) and former record holder Mark Johnson (1986-90).

Sims has led the Commodores in kick return yards each of the last three seasons and is set to do it for an unprecedented fourth straight year. He owns two kick returns for touchdowns, both coming in the same game against South Carolina in 2014. He took kicks back from 91 yards and 100 yards in that game to become just the second Commodore to ever return a kick 100 yards (Preston Brown vs. Ole Miss in 1977).

VU CAREER KICKOFF RETURNS

	RET.	YARDS	AVG.	TDS
1. Darrius Sims	101	2,414	23.9	2
2. Mark Johnson	107	2,263	21.1	1
3. Tony Jackson	85	2,004	23.6	1

BOWL BOUND

Vanderbilt returns to the postseason for the first time since 2013 and first time under head coach Derek Mason.

The Commodores are set to play in just the program's eighth bowl game and make their first appearance in the Camping World Independence Bowl. Vandy has played in the 1955 Gator Bowl (W 25-13), 1974 Peach Bowl (T 6-6), 1982 Hall of Fame Bowl (L 36-28), 2011 Liberty Bowl (L 31-24), 2013 BBVA Compass Bowl (W 41-24) and the Music City Bowl in both 2008 (W 16-14) and 2012, when the Dores topped NC State 38-24.

For Vanderbilt's full bowl records and recaps see pages 37-44.

2016 NEED-TO-KNOW INFO

Opponent	Captains	Coin Toss	KO/Receive	1st Poss.	Opp. 1st Poss.	Game Length	Jersey	Pants	Helmet	Result
S. Carolina	Burks/Sherfield/Openshaw	Lost	KO	Punt	Punt	3:26	White	White	White	L 13-10
Middle Tenn.	Cunningham/Blasingame	Won	KO	FG	Fumble	3:41	Gray	Gray	Deep Water	W 47-24
@Ga. Tech	Burks/Webb/White	Won	KO	TD	TD	3:08	Gold	Black	Black	L 38-7
@WKU	Burks/Cunningham/Webb/White	Won	KO	Punt	TD	3:38	White	White	Gold	W 31-30 OT
#23 Florida	Shurmur/Cunningham/Webb/White	Lost	KO	Punt	Punt	3:19	Gold	Gold	Black	L 13-6
@Kentucky	Burks/Cunningham/Webb/White	Won	KO	Punt	TD	3:30	White	Gold	Black	L 20-13
@Georgia	Burks/Cunningham/Webb/White	Lost	REC	TD	Punt	3:18	White	Black	Black	W 17-16
Tennessee St.	Cunningham/Sims/Webb/White	Lost	KO	TD	TD	3:12	Black	Black	Gold	W 35-17
@#11 Auburn	Burks/Cunningham/Webb/White	Lost	REC	FG	TD	3:21	White	Black	Black	L 23-16
@Missouri	Burks/Cunningham/Webb/White	Won	KO	Punt	Punt	3:38	White	White	White	L 26-17
Ole Miss	Burks/Cunningham/Webb/White	Lost	KO	Punt	FG	3:40	Black	Black	Black	W 38-17
#24 Tennessee	Cunningham/Jelks/Webb/White	Lost	REC	Downs	TD	3:35	Black	Black	Deep Water	W 45-34

Ranking is indicative of AP poll ranking when game was played



CUNNINGHAM, HOLDEN, WEBB NAMED ALL-SEC

Zach Cunningham, Will Holden and Ralph Webb were named All-Southeastern Conference performers following the regular season.

Cunningham was a unanimous first team All-SEC selection by the league's 14 head coaches and an Associated Press panel of sports-writers. Webb was voted second team All-SEC by both the coaches and AP. The coaches selected Holden as a second team member.

For Cunningham, it marked back-to-back seasons as a unanimous first team All-SEC recipient. He is the first Commodore to earn consecutive first team all-conference honors since WR Jordan Matthews was selected in 2012-13. Webb and Holden were recognized for the first time this season: Webb is the first Vandy running back recognized since Zac Stacy in 2012 and Holden is the team's first offensive lineman picked since Wesley Johnson in 2013.

Cunningham ranked among the league leaders in numerous statistical categories for the second consecutive year. He topped all SEC defensive players with 119 total tackles and four fumble recoveries, ranked second with 68 solo stops and third with 16.5 tackles for loss. Cunningham's tackle total is the most by a Vanderbilt player since Chris Marve registered 121 tackles in 2009. Marve now serves as Cunningham's position coach for the Commodores. Cunningham's 68 unassisted tackles are the most by a Commodore since All-SEC linebacker Moses Osemwegie had 83 solo stops in 2005. Cunningham also matched his single-season high in tackles for loss which has been bettered by only two Commodores: linebacker Jamie Winborn in 1999 and lineman Alan Young in 1993.

Holden started all 12 games for the Commodores at left tackle, serving the critical role of protecting quarterback Kyle Shurmur's blindside. He has started 24 consecutive games at left tackle entering the post-season and has 34 career starts. Holden contributed nearly 30 pancake blocks and 16 domination blocks this year and was recognized for SEC Offensive Lineman of the Week honors after a stellar performance in Vanderbilt's 38-17 victory over Ole Miss in November.

Webb became Vanderbilt's all-time leading rusher during another superb campaign. He posted a career-best with 1,172 rushing yards – and needs just 22 yards in the Independence Bowl to eclipse Stacy's team record total of 1,193 rushing yards from 2011. Webb broke Stacy's all-time rushing mark and enters the post-season with 3,234 career rushing yards.

Webb's 12 rushing touchdowns are the third-highest in a single season in team history and is just two behind the school record set by Stacy in 2011 and Jerron Seymour in 2013.



VANDERBILT'S RECORD WHEN...

home.....	4-2
road	2-4
day games.....	3-5
night games.....	3-1
overtime	1-0
VU scores on 1st possession	3-2
Opp. scores on 1st possession	4-3
VU scores first.....	2-2
Opp. scores first.....	4-4
VU leads after 1st quarter.....	1-1
Opp. leads after 1st quarter.....	5-4
Tied after 1st quarter	0-1
VU leads at halftime.....	4-2
Opp. leads at halftime.....	2-4
Tied at halftime	0-0
VU leads after 3rd quarter.....	3-1
Opp. leads after 3rd quarter	2-5
Tied after 3rd quarter.....	1-0
VU has more total yards.....	3-1
Opp. has more total yards.....	3-5
VU has more rushing yards	4-3
Opp. has more rushing yards	2-3
VU has more passing yards.....	1-2
Opp. has more passing yards.....	4-4
VU has more turnovers	1-1
Opp. has more turnovers	4-2
Teams have equal turnovers.....	2-2
VU forces 1+ turnovers	5-6
VU has more penalties	0-3
Opp. has more penalties	4-1
Teams have equal penalties.....	1-2
VU has more time of possession	5-5
Opp. has more time of possession	1-1
VU has 100-yard rusher.....	4-2
Opp. has 100-yard rusher.....	1-1
VU has 300-yard passer	1-0
Opp. has 300-yard passer	3-0
VU has 100-yard receiver	1-0
Opp. has 100-yard receiver	5-2
VU scores less than 20 points.....	1-5
Opp. scores less than 20 points.....	3-2
VU scores 20+ points.....	5-0
Opp. scores 20+ points.....	3-4
VU scores 30+ points.....	5-0
Opp. scores 30+ points.....	2-1
Playing on grass.....	1-2
Playing on turf.....	5-4
VU defense scores.....	0-1
Opp. defense scores.....	0-1
VU scores special teams TD	0-0
Opp. scores special teams TD	0-0
vs. AP Top 5.....	0-0
vs. AP Top 10.....	0-0
vs. AP Top 15.....	0-1
vs. AP Top 25.....	1-1
VU rushes for 100+ yards.....	4-5
Opp. rushes for 100+ yards.....	2-6
VU rushes for 200+ yards.....	3-0
Opp. rushes for 200+ yards.....	0-4
VU passes for 200+ yards	3-2
Opp. passes for 200+ yards	6-2
VU passes for 250+ yards	3-1
Opp. passes for 250+ yards	6-1
VU passes for 300+ yards	1-0
Opp. passes for 300+ yards	3-0
VU totals less than 300 yards total offense	1-4
Opp. totals less than 300 yards total offense	0-1
VU totals 300+ yards total offense.....	5-2
Opp. totals 300+ yards total offense.....	6-5



ALL AMERICAN ZACH CUNNINGHAM

Vanderbilt linebacker Zach Cunningham has become the first unanimous and seventh consensus All-American in Commodore football history with his spectacular play this year.

Cunningham, a redshirt junior from Pinson, Ala., is Vanderbilt's first consensus All-American in more than three decades by sweeping first-team honors from every prominent outlet in the nation.

Cunningham has captured first team All-American honors from the following national outlets:

Associated Press (AP)
 Football Writers Association of America (FWAA)
 Walter Camp Foundation
 American Football Coaches Association (AFCA)
 ESPN
 Sports Illustrated
 The Sporting News
 CBSSports.com
 SB Nation

FRESHMAN TRIO EARNS ACCOLADES

Vanderbilt freshmen Sam Loy, Ean Pfeifer and Jared Pinkney earned Southeastern Conference All-Freshman honors from Athlon Sports.

Pfeifer and Pinkney were named to Athlon's first team all-freshman squad. Loy was named as Athlon's second-team punter. He started Vanderbilt's final eight games for the Commodores at left guard.

Pinkney started six games and led all Commodore tight ends with 22 catches for 274 yards and two touchdowns. Pinkney was at his best late in the season – catching 13 passes for 161 yards and two scores over the last five games.

Loy took over the punting duties for the last 11 games after seeing his first action in the opener. He averaged 41.2 yards, with 21 of his 64 punts being downed inside the opponent's 20-yard line. Opposing returners also averaged just 5.2 yards per return against Loy.

CLOSING STATEMENT

Kyle Shurmur put together quite the closing statement down the stretch for the Commodores passing for 1,162 yards over the team's last four games.

The sophomore saved his best for last, passing for a career-best 416 yards in the win over Tennessee. Shurmur's career day saw

Cunningham is just the seventh player in the 127-year history of Vanderbilt football to capture consensus All-American honors and the first since punter Ricky Anderson was selected in 1984. Cunningham is the first Commodore position player to earn consensus honors since George Deiderich, a two-way lineman recognized in 1958.

Besides Cunningham, Anderson and Deiderich, the only Commodore consensus All-Americans are punter Jim Arnold in 1982, center Peter Gracey in 1932, end Henry Wakefield in 1924 and end Lynn Bomar in 1923.

Of Vanderbilt's seven consensus All-Americans, only Cunningham and Anderson were first team recipients by AFCA, AP, FWAA and Walter Camp Foundation.

Cunningham leads the SEC with 119 total tackles and four fumble recoveries entering the bowl season. He ranks second in the league with 68 solo stops and third with 16.5 tackles for loss. Cunningham is far ahead of any other SEC players in conference play – averaging 11.1 tackles per league game.

Cunningham was the unanimous National Defensive Player of the Week after a 19-tackle effort in Vanderbilt's 17-16 upset win at Georgia that he capped with a game-clinching, 4th-and-1 tackle late in the contest. Against Auburn, he produced one of the most stunning plays of the college football season, leaping over the Tiger offensive line to block a short field goal attempt. In the regular season finale, Cunningham had 10 tackles, recovered a fumble and forced a fumble that resulted in Vanderbilt's game-winning touchdown against Tennessee, earning a second SEC Defensive Player of the Week recognition.

Cunningham's tackles for loss total matches the third highest in team history and his fumble recovery total is just one shy of the school record.

Besides the All-America recognitions, Cunningham has been named as a unanimous First Team All-SEC recipient by head coaches and AP sportswriters for the second consecutive year.

him pass for the most yards by a Vanderbilt QB since Chris Nickson in 2006 against Kentucky. Shurmur owns four straight games with 200-plus yards

passing for the first time this season and first time in his career after passing for 273 yards in the win over Ole Miss, 252 yards at Missouri and 221 yards at Auburn along with his big game against Tennessee in the regular season finale.

The sophomore has also been sharp, completing 79-of-129 (61.2%), including 21-of-34 against the Volunteers. The sophomore's last four games have accounted for more than 50% of his season total passing yards.

GOING THE DISTANCE

Vanderbilt's offense has gone the distance this season to find the end zone.

Of the Commodores' 34 touchdown drives, 18 have covered 70-79 yards. The squad traveled 80-89 yards twice this season to find pay dirt and 90-99 yards two more times, including a season-best 92 yards in the win over Tennessee State.

REMEMBER NOVEMBER

OPP	COMP/ATT	YDS	TD	INT
@AU	24/36	221	1	1
@MIZ	17/29	252	0	2
MISS	17/30	273	2	0
TENN	21/34	416	2	1
TOTALS	79/129	1162	5	4



WEBB RUNS TO TOP OF VANDY RUSHING CHARTS

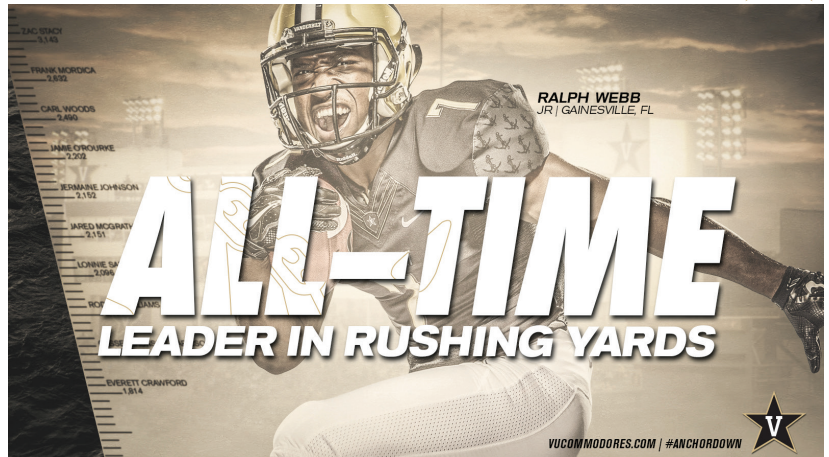
Ralph Webb entered his junior season chasing history and former Commodore Zac Stacy for the Vanderbilt all-time rushing record.

Webb started the season eighth all-time in rushing at Vanderbilt before setting the school record in the win over Tennessee in the regular season finale. His sixth 100-yard game of the season helped push him to the top of the Commodores' rushing chart. His six 100-yard games includes a career-high 211 yards against Middle Tennessee.

Webb has ran by some of the all-time great backs in Vanderbilt history this season, passing Lonnie Sadler, Jared McGrath, Jermaine Johnson, Jamie O'Rourke, Carl Woods, Frank Mordica and Stacy. Webb broke the all-time school record for rushing attempts against Kentucky earlier this season, taking over the top spot from Carl Woods.

Webb rushed for 1,152 yards last season - the most ever by a Vanderbilt sophomore - to run his career total to 2,059 yards in just two seasons. His 1,152 yards came up just 41 yards short of Stacy's single-season Vanderbilt record of 1,193 yards set in 2011.

In his two-plus years carrying the ball for the Commodores, Webb already owns the second-, third- and ninth-most yards in a single-season at Vanderbilt. His 907 yards in 2014 is a VU freshman record. Webb owns the rushing records for sophomores and freshmen at VU already and is now closing in on Stacy's junior record, entering the Camping World Independence bowl with 1,172 yards. Stacy set the overall school record as a junior and followed it up with 1,141 yards as a senior in 2012 to become the first Commodore ever to record two 1,000-yard seasons, some-



thing Webb has also accomplished.

Webb became the first Vandy rusher to top the 1,000-yard mark since that 2012 season by Stacy and just the fifth VU running back to ever cross the milestone.

Webb joined Stacy as

the only Commodores in history to post two 1,000-yard seasons when Webb ran for 123 yards against Ole Miss this season to go over 1,000 yards for the year.

Stacy holds the school single-season record with 1,193 yards (2011) with Webb needing just 22 yards to break that record.

VU CAREER RUSHING LIST

NAME	ATT.	YDS.	TDs
1. Ralph Webb	718	3231	21
2. Zac Stacy	581	3143	30
3. Frank Mordica	546	2632	18
4. Carl Woods	619	2490	15
5. Jamie O'Rourke	498	2202	20
6. Jermaine Johnson	486	2152	13
7. Jared McGrath	492	2151	9
8. Lonnie Sadler	569	2096	8

UNCLE MO RIDING WITH THE OFFENSE

Vanderbilt's offense ended the regular season with loads of momentum over the team's final three games, winning two of those three games to earn bowl eligibility. The offense led the way, gaining 1,500 yards and scoring 90 points.

The Commodores saved their best offensive game of the season for the finale, racking up 608 total yards and scoring 45 points in the victory over Tennessee. The Dores' 45 points were the most in a Southeastern Conference game since a 1971 victory against Mississippi State with the team crossing the 600-yard mark in a game for the first time since 2013 against Presbyterian and the first time since 2006 against a SEC team (Kentucky). The 608 yards of total offense are the most since a win over Western Carolina in 2009 when the Dores put up 620 yards against the Catamounts.

QB Kyle Shurmur threw for a career-best 416 yards in the Tennessee win to become the first Vandy QB since Chris Nickson to eclipse 400 yards through the air. Shurmur connected with Trent Sherfield (184) and Caleb Scott (117) for over 300 yards as the receiving duo became the first Vanderbilt duo to record 100-yard receiving games since Jordan Matthews and Jonathan Krause did it against UAB in 2013.

The run-game also produced big numbers down the stretch, running for 559 yards and nine touchdowns in three games. VU gashed Ole Miss for 208 yards to mark the third time this season the team's run-game gained at least 200 yards. Vanderbilt is a perfect 3-0 in those games. RB Ralph Webb finished off the

OFFENSIVE OUTBURST

OPP	POINTS	YARDS	RUSH	PASS
@Missouri	17	411	159	252
Ole Miss	38	481	208	273
Tennessee	45	608	192	416
TOTALS	90	1500	559	941

regular season with a pair of 100-yard efforts to run his total to six 100-yard games this season. He rushed for 123 yards and three scores against the Rebels and followed up with 114 yards and two TDs in the win over the Vols. Those two games pushed him over the 1,000-yard mark for the second straight season.

The offensive outburst over the three-game stretch is something the Commodores have not achieved since 2013 when the squad posted three straight games of 400-plus yards of offense against UMass, UAB and Missouri.

BALL SECURITY

The Commodores enter the postseason with a +6 turnover margin, which is a dramatic improvement from a year ago when the team had a -8 turnover margin after 12 games.

The Dores have forced one more turnover than the 2015 team did, forcing 18 total turnovers and taking the ball away at least once in 11 games this season.

The offense has provided the biggest improvement, turning the ball over just 12 times this season compared to 25 last year.

**RED ZONE**

Vanderbilt has dominated in the red zone this season on both sides of the ball and enter the bowl season with the No. 1 red zone defense in the nation and No. 2 red zone offense in the nation. VU is the only team in college football with an offense and defense ranked inside the Top 5 in both categories.

BLACK & GOLD ZONE

	OFF RZ	DEF RZ
TEAM	SCORES/ATT	SCORES/ATT
@Auburn	2/2 (1TD/1FG)	2/3 (1TD/1FG)
@Missouri	3/4 (2TD/1FG)	2/5 (2TD/0FG)
Ole Miss	6/6 (5TD/1FG)	1/3 (0TD/1FG)
Tennessee	6/6 (5TD/1FG)	3/5 (2TD/1FG)
TOTALS	17/18 (13TD/4FG)	8/16 (6TD/2FG)

The Commodores' defense closed the season by tightening up inside the 20-yard line. The defense held opponents to just 50% in the red zone over the final four games, allowing just five touchdowns and three field goals. The Dores posted multiple stops inside the 20-yard line against Missouri (3), Ole Miss (2) and Tennessee (2). Vanderbilt enters the Camping World Independence Bowl allowing teams to score in the red zone just 65.9% of the time.

RED ZONE DEFENSE

Top 5 defenses in red zone nationally

	RZ	RUSH	PASS	
TEAM	SCORES/ATT	TDS	TDS	FGS
Vanderbilt	29/44 (65.9%)	13	7	9
Michigan	17/25 (68.0%)	5	6	6
UCF	38/54 (70.4%)	17	8	13
Auburn	27/38 (71.1%)	4	9	14
Ohio State	26/36 (72.2%)	5	7	14

While the defense was turning teams away from the end zone, the Vandy offense was putting points on the board. The Commodores scored in 17-of-18 trips into the red zone over the last four games. The team not only put points on the board but scored touchdowns, scoring 13 TDs in those 18 trips.

RED ZONE OFFENSE

Top 5 offenses in red zone nationally

	RZ	RUSH	PASS	
TEAM	SCORES/ATT	TDS	TDS	FGS
Florida St.	52/54 (96.3%)	24	17	11
Vanderbilt	42/44 (95.5%)	23	8	11
W. Mich.	62/65 (95.4%)	30	17	15
Middle Tenn.	51/54 (94.4%)	18	23	10
BYU	49/52 (94.2%)	23	8	18

TOUGH SCHEDULE

Vanderbilt's schedule was one of the toughest in the nation with the Commodores facing off against nine bowl teams and Tennessee State, who finished 7-4 at the FCS level.

Vandy's 12 opponents during the regular season combined to go 86-60, including the team's non-conference schedule that featured teams that went a combined 33-17 overall. VU owns wins over four bowl teams, including Conference USA champion and 10-game winner Western Kentucky.

The six teams the Commodores beat to get to the Camping World Independence Bowl combined to win 63% of their games, which is the highest percentage among FBS teams this season.

THE GRADUATES

When the Commodores take the field against NC State in the Camping World Independence Bowl eight Commodores will be wearing a significant patch.

Torey Agee, Adam Butler, Barrett Gouger, Will Holden, Andrew Jelks, Torren McGaster, Nehemiah Mitchell and Ja'Karri Thom-

as will all don the SEC Graduate patch on their uniforms after graduating this month.

**ON THE WAY UP**

Head coach Derek Mason and the Commodores have made steady progress over the team's three seasons with Mason at the helm, winning more games in each season.

The last time Vanderbilt saw a coach increase his win total over three consecutive seasons was Bobby Johnson, who did it 2006-08. Johnson's Commodores went 4-8 in 2006 followed up with a 5-7 campaign in 2007 before going 7-6 with a Music City Bowl victory to give VU its first winning season since 1982 when George MacIntyre led the Dores to the Hall of Fame Bowl.

MacIntyre's '82 squad also capped a three-year stretch that saw Vandy increase its win total with the team going 2-9 in 1980 in MacIntyre's second season on West End, 4-7 in 1981 and 8-4 in 1982.

OLDER, WISER, BETTER

For the first time under head coach Derek Mason the Commodores fielded an experienced and older team.

The 2016 version of Mason's Vanderbilt looked much older with upperclassmen (juniors and seniors) earning 69.3% of the team's total starts. The junior class received the majority of the team's starts on both sides of the ball with juniors filling 48.1% of the team's starts this season. The senior class was next with 21.2% followed by sophomores with 20.5% and freshmen with just 10.2%.

Those numbers vary quite a bit from Mason's first two years on West End. In his first season, just 46.2% of the Dores' starts went to upperclassmen. Mason's first freshman class earned 28.4% of the starts to lead all classes in 2014.

Those freshmen became sophomores in 2015 when a team-leading 40.5% of the team's starts went to the class. The numbers also began to trend in an older direction with 54.2% of the starts going to upperclassmen.

During the previous two years before Mason's arrival the Commodores fielded teams that saw 76.2% of the team's starts go to upperclassmen in 2012 and 72.7% in 2013.

VU IN THE PELICAN STATE

Vanderbilt makes its first trip to Louisiana since a 2009 date with No. 11 LSU. The Tigers were the first of five ranked teams to face the Commodores that year in head coach Bobby Johnson's final season at VU.

The Dores' only win against LSU in Baton Rouge came in 1951 with a 20-13 victory. All-Americans Bill Wade and Bob Werckle led the Commodores that season with Wade earning SEC Player of the Year honors before becoming the only Vanderbilt football player in history to be the No. 1 overall pick in the NFL Draft, going to Los Angeles in the 1952 Draft.

The Commodores' last victory in the state of Louisiana was in 1985 when Vanderbilt topped Tulane 24-17 inside the Louisiana Superdome under the guidance of head coach George MacIntyre.

QB John Gromos threw for 142 yards and ran for a pair of one-yard scores as the Dores held off the Green Wave in the fourth quarter for the victory.



HOLDEN EARNS COSIDA ACADEMIC HONOR

Senior offensive tackle Will Holden is under consideration for national Academic All-America honors after being selected Nov. 10 to the College Sports Information Directors of America (CoSIDA) Academic All-District Team.

The recognition puts Holden, a three-year starter from Green Cove Springs, Fla., in position to become Vanderbilt's first national Academic All-America since linebacker Hunter Hillenmeyer was selected in 2002. Sports information directors across the nation will vote on the national ballot in late November.

Holden also becomes the first Commodore district All-America recipient since punter Taylor Hudson and fullback Fitz Lassing were selected in 2013.

DEREK MASON: HEAD COACH & DEFENSIVE COORDINATOR

Head coach Derek Mason is on a very short list of head coaches that also serve as their own offensive or defensive coordinators in college football.

Mason and San Diego State head coach Rocky Long are the only two head coaches in the country that run both the team and the defense. Mason and Long are two of eight college head coaches to serve as both head coach and coordinator joining head coaches that run the other side of the ball with Georgia Tech's Paul Johnson, Massachusetts' Mark Whipple, New Mexico State's Doug Martin, Washington State's Mike Leach, Kansas' David Beaty and Tulsa's Philip Montgomery running their respective teams' offenses.

Mason, Beaty, Johnson and Leach are the only ones to pull double duty at the Power 5 level. Mason and Johnson squared off against each other on September 17

HEAD COACH/COORDINATOR

HEAD COACH

David Beaty
Paul Johnson
Mike Leach
*Rocky Long
Doug Martin

*Derek Mason

Philip Montgomery
Mark Whipple

* - head coach and defensive coordinator

SCHOOL

Kansas
Georgia Tech
Washington State
San Diego State
New Mexico State
Vanderbilt
Tulsa
Massachusetts

in Atlanta when the Commodores took on Johnson's Yellow Jackets.

YOUNGEST COACHING STAFFS IN POWER 5

	TEAM	CONF	AVG. AGE
1.	Syracuse	ACC	39.0
2.	Miami	ACC	39.1
3.	Washington St.	P12	39.4
4.	Louisville	ACC	39.5
5.	Duke	ACC	39.6
6.	Iowa State	B12	40.0
7.	Rutgers	B10	40.4
	Texas Tech	B12	40.4
	West Virginia	B12	40.4
10.	Washington	P12	40.7
11.	Stanford	P12	41.4
	NC State	ACC	41.4
13.	Arizona	P12	41.6
	Vanderbilt	SEC	41.6
	Penn State	B10	41.6

VANDERBILT COACHES YOUNGEST IN SEC

Vanderbilt's coaching staff has skewed much younger this year under Derek Mason in his third season. During the offseason, Mason hired former Vanderbilt All-SEC LB and 27-year-old Chris Marve to coach the team's linebackers and former Oklahoma DL and 34-year-old C.J. Ah You to coach the Commodores' defensive line. Adding Marve and Ah You to the coaching staff dropped the Dores' average age on the coaching staff to 41.6. Mason's staff is the youngest staff in the Southeastern Conference, narrowly in front of South Carolina's new coaching staff. Marve and Ah You join Marc Mattioli (29), Cortez Hankton (35) and new offensive line coach Cameron Norcross (39) as VU coaches to begin the season under 40-years-old.

The SEC by average age (44.5) is the second-youngest league among the Power 5 conferences led by the Atlantic Coast Conference with an average coach age of 43.9. The SEC is in front of the Pac-12 (44.7), Big 12 (44.7) and the Big 10 (45.1).

IRON WEBB

Junior Ralph Webb has been a workhorse for the Commodores in his two-plus years of action on West End. The Gainesville, Fla. native has started all 36 games of his career and owns the most career starts on the VU roster.

Webb has also carried the rock for

the Dores, racking up a school-record 718 carries in his time on West End, including a single-season, school-record 277 last year.

On the other side of the ball, senior Adam Butler has the most career starts with 35. Will Holden holds the second-most career starts behind Webb on offense with 34.

JELKS, STANKAVAGE SIDELINED FOR SEASON

OL Andrew Jelks and QB Shawn Stankavage will be sidelined for the 2016 season with injuries. It's the second straight season missed for Jelks due to injury and second in the last three years for Stankavage.

Jelks has started 22 games in his career but has not played since 2014.

VU 2017 SCHEDULE HAS SEVEN HOME GAMES

Vanderbilt is set to host seven home games in 2017.

Despite opening on the road at Middle Tennessee, the Commodores will play their most home games at Vanderbilt Stadium since 2014.

The Dores welcome Alabama to West End for the first time since 2007 and match up with the Tide for the first time since 2011.

Vandy continues its series with local teams Middle Tennessee and Western Kentucky and begin a series with Kansas State. The Commodores and Wildcats last played in 1984, when VU opened the season with a 26-14 win over KSU.

2017 VANDERBILT SCHEDULE

Date	Opponent
Sept. 2	at Middle Tennessee
Sept. 9	Alabama A&M
Sept. 16	Kansas State
Sept. 23	Alabama
Sept. 30	at Florida
Oct. 7	Georgia
Oct. 14	at Ole Miss
Oct. 28	at South Carolina
Nov. 4	Western Kentucky
Nov. 11	Kentucky
Nov. 18	Missouri
Nov. 25	at Tennessee

**HEAD COACH DEREK MASON**

Age: 47

Alma Mater: Northern Arizona (playing career 1989-92)**Degrees:** Bachelor's, Criminal Justice, NAU 1993**Family:** Wife, LeighAnne; daughters, Makenzie & Sydney**Twitter:** @CoachDerekMason**VANDERBILT – 2014-16 (Head Coach)**

Introduced Jan. 17, 2014 as the 28th head coach in Commodore history... Notched first career victory as head coach in dramatic style, guiding team to 34-31 win over UMass on Sept. 13... Directing one of nation's youngest teams, with 31 true or redshirt freshmen seeing action... At conclusion of 2014 season, took over Vanderbilt defensive coordinator responsibilities... Earned first road win at MTSU in October 2015... Earned first SEC victory Oct. 24, 2015 with 10-3 win over Missouri... Earned second SEC win over Kentucky (21-17, Nov. 14)... 2016 team improved win total for second straight year, winning the final two games of the regular season against Ole Miss and Tennessee to get to six wins and earn an invitation to the Camping World Independence Bowl... Offense improved in nearly every category finishing second nationally in the red zone... The defense has been led by consensus All-American Zach Cunningham, who became just the third Commodore to ever earn first team All-American status from the Walter Camp Foundation... Defense led the nation in the red zone.

STANFORD – 2013 (Willie Shaw Director of Defense)

Promoted to position of Willie Shaw Director of Defense, Mason guides one of the nation's top defenses as The Cardinal goes 10-3 overall, wins Pac-12 crown and plays in second straight Rose Bowl... Stanford finishes year ranked No. 10 on strength of four victories over ranked opponents... The defense ranks third in NCAA in rushing defense, 10th in scoring defense and 16th in total defense... Unit again ranks among Pac-12's best in numerous defensive categories... For second straight year, Mason's defense limits powerful Oregon spread offense, holding Ducks scoreless for first three quarters in eventual 26-20 Stanford victory... Three of Mason's standouts – LB Trent Murphy, LB Shayne Skov and DB Ed Reynolds – garner postseason All-America recognition.

STANFORD – 2011-12 (associate head coach/defensive coordinator)

Finalist for 2012 Broyles Award as nation's outstanding assistant coach... Stanford goes 23-4 overall in Mason's first two years as coordinator, wins 2012 Pac-12 title, captures 2012 Rose Bowl over Wisconsin, and plays in the 2011 BCS Fiesta Bowl... Mason's 3-4 attacking defense ranked among the NCAA leaders in both seasons... In 2012, the Cardinal defense topped the nation with 57 quarterback sacks, ranked second in tackles for loss, fifth in rushing defense and 11th in scoring defense... Stanford also paced the Pac-12 in scoring defense, total defense, rushing defense and sacks... The 2012 defense also held eight opponents under 100 rushing yards and limited high-powered Oregon to just 14 points in an overtime win... In 2011 the Cardinal was third in the NCAA in rushing defense, sixth in 3rd-down efficiency and 11th in quarterback sacks, and finished among the Pac-12 leaders in scoring defense, total defense, rushing defense, sacks and opponent first downs.

STANFORD – 2010 (defensive backs coach)

Hired by Cardinal head coach Jim Harbaugh... Helped change Stanford into a tough-minded, attacking defense... Unit was key to arguably Stanford's best year of modern era – a 12-1 overall record capped by 40-12 victory over Virginia Tech in the Orange Bowl... The 2010 Cardinal secondary was one of the great turnaround stories in college football as Stanford ranked high nationally in interceptions and pass defense... That unit included three eventual NFL players, including All-Pro cornerback Richard Sherman from the World Champion Seahawks.

MINNESOTA VIKINGS/NFL – 2007-09 (assistant defensive backs coach)

Served as an assistant defensive backs coach for the Minnesota Vikings from 2007 to 2009, playing a vital role in the team ranking sixth in total defense in 2008 and 2009 as the Vikings won NFC North titles each season.

OHIO – 2005-06 (wide receivers)

Hired by former Nebraska head coach Frank Solich, Mason coached Ohio receivers for two years, helping the Bobcats improve from 4-7 in 2005 to a 9-5 campaign in 2006 that ended with a GMAC Bowl appearance.

NEW MEXICO STATE – 2004 (wide receivers)

In lone season at New Mexico State, the Aggie offense with Mason mentoring wide receivers corps topped the Sun Belt Conference in numerous passing categories.

SAINT MARY'S – 2003 (co-defensive coordinator/assistant head coach)

First coordinator responsibilities came in only season at St. Mary's, member of NCAA I-AA Independent League.

UTAH – 2002 (wide receivers/special teams assistant coach)

Hired by Ron McBride, Mason tutored WR Paris Warren, an eventual 7th round draft pick, in his only year at Utah. The 2002 Utes offense featured young QB Alex Smith, the eventual 2005 No. 1 NFL draft pick.

BUCKNELL – 1999-2001 (defensive backs)

Secondary coach for three straight winning Bison squads... Coached two Bucknell defensive backs to All-Patriot League recognition... Bison defensive staff was directed by current Vanderbilt coordinator David Kotulski.

IDAHO STATE – 1997-98 (running backs)

Mason coached Idaho State running backs for two years under head coach Tom Walsh.

WEBER STATE – 1995-96 (wide receivers)

Mason worked with Weber State receivers, including Pokey Eckford, who earned All-America honors in 1995 after catching 77 passes for 1,074 yards and six TDs.

MESA (ARIZ.) COMMUNITY COLLEGE – 1994 (wide receivers)

Mason entered collegiate coaching as a receivers coach with community college located in San Diego.

NFL MINORITY COACHING FELLOWSHIP PROGRAM

Mason spent time with the St. Louis Rams in 1996, New York Giants and Oakland Raiders through the Minority Coaching Fellowship Program. Philadelphia in 1999 and Minnesota in 2008.

MASON AT THE HELM

	2016	Career
Overall.....	6-6.....	13-23
Home.....	4-2.....	10-9
Road.....	2-4.....	3-13
SEC.....	3-5.....	5-19
Overtime.....	1-0.....	1-0
Grass.....	1-2.....	1-8
Turf.....	5-4.....	12-15
vs. AP Top 5.....	0-0.....	0-2
vs. AP Top 10.....	0-0.....	0-1
vs. AP Top 15.....	0-1.....	0-5
vs. AP Top 25.....	1-1.....	1-2
Leading after 1Q.....	1-1.....	4-2
Trailing after 1Q.....	5-4.....	6-18
Tied after 1Q.....	0-1.....	3-3
Leading at half.....	4-2.....	9-5
Trailing at half.....	2-4.....	4-18
Tied at half.....	0-0.....	0-0
Leading after 3Q.....	3-1.....	8-2
Trailing after 3Q.....	2-5.....	4-21
Tied after 3Q.....	1-0.....	1-0
Scoring first.....	2-2.....	6-6
Opp. scoring first.....	3-4.....	6-17
Scoring 20+ points.....	5-0.....	10-2
Allowing 20+ points.....	3-4.....	4-18
Scoring 30+ points.....	5-0.....	8-1
Allowing 30+ points.....	2-1.....	3-10
Decided by 3 points or less.....	2-1.....	4-3
Decided by 10 points or less.....	1-6.....	4-10
Rush for <100 yards.....	1-1.....	1-6
Rush for 100+ yards.....	5-5.....	10-16
Rush for 200+ yards.....	2-0.....	4-1
Pass for <200 yards.....	3-4.....	8-15
Pass for 200+ yards.....	2-2.....	2-7
Pass for 250+ yards.....	2-1.....	3-2
Pass for 300+ yards.....	1-0.....	2-0
Total 300+ yards offense.....	4-1.....	10-9
Opp. rush for <100 yards.....	2-1.....	7-3
Opp. pass for <200 yards.....	0-4.....	4-9
Opp. total <300 yards.....	0-0.....	2-3
Win turnover margin.....	4-2.....	5-4
Lose turnover margin.....	0-2.....	3-14

COACHING STAFF**On the Field****Jeff Genyk**, Special Teams Coord./RBs**C.J. Ah You**, Defensive Line**Gerry Gdowski**, Quarterbacks**Cortez Hankton**, Wide Receivers**Chris Marve**, Inside Linebackers**Marc Mattioli**, Secondary**Cameron Norcross**, Offensive Line**In the Booth****Andy Ludwig**, Offensive Coord./TEs**Osia Lewis**, Sr. Defensive Asst./OLB



SON OF A...

Four Commodores are sons of former NFL players.

Torey Agee is the son of Tommy Agee, who played at Auburn as Bo Jackson's lead blocker before leading Emmitt Smith for the Cowboys.

Jaire George is the son of former Titans legend and Heisman Trophy winner Eddie George.

Caleb Scott is the son of former Commodore great and NFL WR Chuck Scott, who played for Los Angeles and Dallas.

Landon Stokes is the son of former DE Fred Stokes is played for Los Angeles, Washington and New Orleans.

COMMODORES IN THE LEAGUE

Notes from games of Week 15 (Dec. 18) of NFL season

Jay Cutler (2002-05) // Chicago // Cutler underwent surgery on his right shoulder on Nov. 26 and was placed on season-ending injured reserve. Cutler finished his season completing 81-of-137 passes for 1,059 yards and four touchdowns in five games.

Andre Hal (2010-13) // Houston // Hal has started 13 of 14 games for the AFC South-leading Houston Texans this season, only missing one game due to an illness. In week 15, Hal recorded four tackles and helped hold the Jaguars to just seven points in the second half in the Texans come-from-behind 21-20 victory. Hal intercepted Colts' QB Andrew Luck in the Texans 22-17 win in week 14 to help keep the team in first place in the division.

Casey Hayward (2008-11) // San Diego // Hayward is the NFL-leader with seven interceptions, which is two more than any other player in the league. Hayward contributed with a tackle in San Diego's 19-16 loss to Oakland in week 15. Hayward also has four interceptions in the Chargers' past seven games and his 51 tackles are the fifth-most on the team.

Wesley Johnson (2010-13) // New York Jets // Johnson started his sixth game of the season in week 15 in the Jets 34-13 loss to the Dolphins. Despite the loss, Johnson and the O-line created plenty of holes for Jets backs as the team ran for 116 yards on 23 carries (5.1 yards/carry). The Jets have now rushed for 4.7 yards per carry or better in five of the six games that Johnson has started this year.

Jonathan Krause (2010-13) // Tennessee Titans // Krause was signed to the Tennessee Titans' practice squad on Nov. 1. He has also spent time with the Tampa Bay Buccaneers and the San Diego Chargers this season. Krause earned a Super Bowl ring as a practice squad player for the Patriots in Super Bowl XLIX.

Jordan Matthews (2010-13) // Philadelphia // Matthews had 27 yards on six receptions, which was tied for a team-high, in week 15 as the Eagles fell to the Ravens by a score of 27-26. Matthews has proven to be a reliable target for rookie quarterback Carson Wentz and leads the Eagles in receptions (71), receiving yards (792), and receiving touchdowns (3).

Spencer Pulley (2011-15) // San Diego // Pulley has seen action in all 14 games this season for the Chargers after earning a spot on the active roster as an undrafted free agent this offseason. In week 15, Pulley saw snaps on both offense and special teams in San Diego's 19-16 loss to Oakland.

Steven Scheu (2012-15) // Denver // Scheu was signed to the Denver Broncos' practice squad on Oct. 18. Scheu also spent time on the New England Patriots' roster during the 2016 preseason and trained with Pro Bowl tight ends Rob Gronkowski and Martellus Bennett.

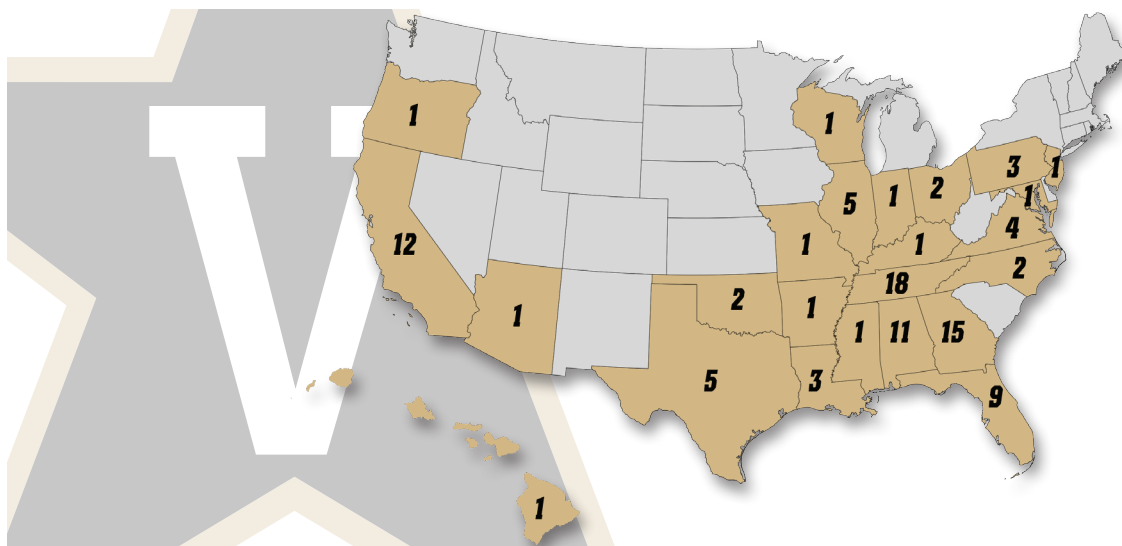
Ryan Seymour (2008-12) // Dallas // Seymour was signed to the Dallas Cowboys' practice squad on Oct. 11. Seymour is now in his fourth year in the NFL and spent time last season on the 53-man roster for the New Orleans Saints.

Stephen Weatherly (2012-15) // Minnesota // Weatherly was promoted to the Minnesota Vikings 53-man roster from the practice squad on Nov. 21 and earned the first game action of his NFL career in week 14 against the Jaguars in a 25-16 victory. Weatherly, a seventh round selection in the 2016 NFL Draft, was inactive for the Vikings in their week 15 loss to the Colts.

Andrew Williamson (2012-15) // Indianapolis // Signed with the Indianapolis Colts as an undrafted free agent. Placed on injured reserved in preseason.

BLACK & GOLD AMERICA

Vanderbilt's 2016 roster is comprised of 103 athletes from 24 states from coast-to-coast and beyond. Tennessee leads all states with 18 Commodores calling the Volunteer State home. Georgia is next on the list with 15 Dores hailing from the state. South Carolina is the only state in the Southeastern Conference footprint that is not represented on the Vandy roster. An amazing 12 Commodores call California home with nine coming from Florida, and five from Texas and Illinois respectively. Sean Auwae-McMoore wins the prize for coming the farthest to be a part of the program, traveling over 4200 miles to wear the Black & Gold.



103
Student-Athletes
From
24
States



NATIONAL RANKINGS

AP Top 25

Week 15 - Dec. 4

	Record	Points	Prev
1. Alabama (61)	13-0	1525	1
2. Ohio State	11-1	1444	2
3. Clemson	12-1	1396	3
4. Washington	12-1	1329	4
5. Penn State	11-2	1252	8
6. Michigan	10-2	1249	5
7. Oklahoma	10-2	1173	7
8. Wisconsin	10-3	1054	6
9. USC	9-3	1040	10
10. Florida State	9-3	889	12
11. Colorado	10-3	886	9
12. Western Michigan	13-0	871	13
13. Oklahoma State	9-3	800	11
14. West Virginia	10-2	788	14
15. Louisville	9-3	542	14
16. Stanford	9-3	508	15
17. Auburn	8-4	493	16
18. Virginia Tech	9-4	372	17
19. LSU	7-4	351	21
20. Florida	8-4	331	15
21. Iowa	8-4	272	22
22. Pittsburgh	8-4	237	24
23. Temple	10-3	229	NR
24. Nebraska	9-3	196	23
25. South Florida	10-2	173	24

Dropped out: Navy 20

Others receiving votes: Houston 101, Utah 99, Boise State 95, Washington State 31, Texas A&M 26, Air Force 20, Navy 15, Tennessee 12, San Diego State 8, Western Kentucky 7, Miami 6, Georgia Tech 3, Kansas State 2

Amway Coaches Poll

Week 15 - Dec. 4

	Record	Points	Prev
1. Alabama (58)	13-0	1450	1
2. Ohio State	11-1	1354	2
3. Clemson	12-1	1347	3
4. Washington	12-1	1283	4
5. Penn State	11-2	1186	8
6. Michigan	10-2	1181	6
7. Oklahoma	10-2	1128	7
8. Wisconsin	10-3	992	5
9. USC	9-3	981	11
10. Florida State	9-3	898	12
11. Colorado	10-3	828	9
12. West Virginia	10-2	806	13
13. Oklahoma State	9-3	754	10
14. Western Michigan	13-0	635	14
15. Louisville	9-3	631	15
16. Stanford	9-3	542	15
17. Auburn	8-4	504	19
18. Florida	8-4	421	16
19. Virginia Tech	9-4	374	18
20. LSU	7-4	359	21
21. Nebraska	9-3	241	22
22. South Florida	10-2	197	23
23. Utah	8-4	170	22
24. Temple	10-3	126	NR
25. Iowa	8-4	97	25

Dropped out: Navy 20

Others receiving votes: Pittsburgh 61, Boise State 50, Houston 43, Navy 42, Washington State 39, San Diego State 36, Tennessee 33, Texas A&M 22, Western Kentucky 14, Miami 14, North Carolina 7, Kentucky 2, Appalachian State 2

FIVE NEW COACHES ON STAFF FOR 2016

Heading into his third season at Vanderbilt head coach Derek Mason has just one original member of his coaching staff in Gerry Gdowski remaining on the staff. But Gdowski has a new role for the 2016 campaign as the former Nebraska QB now coaches the Commodores' QBs. Former QBs coach and offensive coordinator Andy Ludwig traded spots with Gdowski and now coaches the Dores' tight ends.

Five new coaches have joined the staff in veteran coaches Jeff Genyk, Osia Lewis and Cameron Norcross along with young coaches C.J. Ah You and Chris Marve rounding out Mason's staff.

Genyk brings head coaching experience to the table, having served as the head coach at Eastern Michigan 2004-08. He also has stops as an assistant at Northwestern, California, Nevada and Wisconsin. He joins VU from Northwestern, where he served as a quality control for the Wildcats. For the Dores, Genyk serves as the teams special teams coordinator and running backs coach.

Norcross coached in the Mountain West Conference for 15 years prior to his move to West End, coaching for 11 years at his alma mater, Nevada, and four years at Fresno State most recently. He helped the Bulldogs to an 11-2 season in 2013 and helped Nevada head coach Chris Ault develop an innovative offense for the Wolfpack.

Ah You joins the Commodores from Oklahoma, where he played for Bob Stoops prior to an NFL career. Back with the Sooners, Ah You served as a defensive quality control assistant working with the team's defensive line. He was a seventh round pick of the Buffalo Bills in 2007 but played six seasons with St. Louis, ending his career after the 2012 season.

Marve is no stranger to Vanderbilt having earned All-SEC honors with the Commodores as a LB in 2010 and 2011. Marve led the Dores in tackles in 2009 and 2011, including a remarkable 121 total tackles in 2009 which made him the last Dore to surpass 100 tackles in a season until Zach Cunningham did it last year with 103 tackles. The Memphis, Tenn. native owns three degrees from Vanderbilt.

CUNNINGHAM, WEBB ON PRESEASON WATCH LISTS

Zach Cunningham and Ralph Webb entered their junior seasons with numerous accolades, including being named to a pair of awards watch lists.

Cunningham is on the Bednarik Award watch list after a stellar 2015 that saw him earn first team All-SEC honors. The Bednarik Award is given annually to the nation's best defensive player.

Webb found himself on the Doak Walker Award watch list. The Gainesville, Fla. native became just the fifth Commodore to eclipse the 1,000-yard mark last season, rushing for 1,152 yards. The Doak Walker

is awarded annually to college football's top running back.



BURKS NAMED TO GOOD WORKS TEAM

Oren Burks has been named to the Allstate/AFCA Good Works Team for his accomplishments on and off the field.

As a student, Burks has become a key leader on the Vanderbilt campus. He was elected president of Vanderbilt's Student-Athlete Advisory Committee (SAAC) for the 2016-17 calendar year after serving as a Commodore football representative in last year.

He is a co-founder of the Revitalizing & Empowering Vanderbilt's African-American Male Population (REVAMP) student organization in 2015 and helped coordinate a series of on-campus lectures and activities during the school year. REVAMP was recognized as the university's top new student organization last spring.





THREE COMMODORES EARN PRESEASON ALL-SEC NOD

A trio of Commodores earned preseason recognition from the league's coaches prior to the season when LB Zach Cunningham and RB Ralph Webb were tabbed second team All-SEC and LB/S Oren Burks was tabbed as a third team member.

Cunningham was a first team All-SEC season as a sophomore last year when he led the Commodores in tackles (103), tackles for loss (16.5) and sacks (4.5).

Webb entered his junior season needing 1,085 yards to break Zac Stacy's all-time rushing

record. Webb rushed for 1,152 yards as a sophomore last season - the most ever by a sophomore at Vanderbilt - on a school record 277 carries. Webb holds the record for rushing yards for sophomores and freshmen (907). Stacy holds the record for rushing yards for a junior with 1,193, which is also the school single-season record.

Burks moved into the Vanderbilt defense's new star position this year after posting a solid sophomore season in 2015. He made a career-high 58 tackles and led the Commodores with three interceptions.

The nod from the league's coaches added to the media voting Cunningham and Webb to their All-SEC second team at SEC Media Days in July.



Cunningham, Webb & Burks

WELCOME TO POLY-VILLE

The Vandy roster features an island-like feel to it in 2016 with three players coming from Polynesian descent.

Junior Nifae Lealao is the elder statesman of the trio and has been joined by freshmen Josiah Sa'o and Sean Auwae-McMoore. Sa'o plays alongside Lealao on the defensive line with Auwae-McMoore on the offensive line. Auwae-McMoore calls Hawaii home while Lealao and Sa'o both call California home.

Vanderbilt's soccer team joined the Polynesian party, adding freshman Taiana Tolleson to the growing 'ohana' (family) at Vanderbilt.

Even with four Polynesians in athletics on West End, the most famous Polynesian in Nashville remains Heisman Trophy winner and Tennessee Titans QB Marcus Mariota.

LIKE FATHER, LIKE SON

WR Caleb Scott and DB Donovan Sheffield are second-generation Commodores. Both following their dad's collegiate path through Vanderbilt

Scott is the son of former Commodore TE Chuck Scott (1981-84). Scott's dad was a 1983 All-America and two-time All-SEC pick who still ranks T-3rd all-time among Commodores with 20 TD catches, sixth in receiving yards (2,219), and seventh in receptions (145).

Caleb Scott produced his best season at VU last year, catching 24 passes for 339 yards and two TDs.

Sheffield is the son of DB Robert Sheffield (1993-95). Sheffield's dad was a three-year letterwinner at cornerback from 1993-95.

Donovan Sheffield played in six games as a freshman in 2015, making five tackles, including two for loss.

MASON CREATES PLAYER PERSONNEL DEPT.

Head Coach Derek Mason unveiled the program's new player personnel department in early July with an impressive five-member team to be directed by former University of Nebraska administrator and Nashville-area native Austen Everson.

In addition to Everson, who serves as Director of Player Personnel, Eric Lammers is the Director of Recruiting, and Corey Phillips and Donielle White are the Assistant Recruiting Coordinators. Andrea Poole Cain, a veteran staffer, serves as Director of Recruiting Relations.

SEC STANDINGS

Eastern Division

Team	OVR	SEC	Home	Road	Strk
Florida	8-4	6-2	5-0	2-4	L2
Tennessee	8-4	4-4	6-1	1-4	L1
Georgia	7-5	4-4	3-3	3-1	L1
Kentucky	7-5	4-4	5-2	2-3	W2
S. Carolina	6-6	3-5	5-2	1-4	L1
Vanderbilt	6-6	3-5	4-2	2-4	W2
Missouri	4-8	2-6	4-3	0-5	W1

Western Division

Team	OVR	SEC	Home	Road	Strk
Alabama	13-0	8-0	7-0	4-0	W13
Auburn	8-4	5-3	6-2	2-2	L1
LSU	7-4	5-3	5-2	2-1	W1
Texas A&M	8-4	4-4	5-2	2-2	L1
Arkansas	7-5	3-5	5-2	2-2	L1
Miss. St.	5-7	3-5	3-3	2-4	W1
Ole Miss	5-7	2-6	4-3	1-3	L2

The SEC in Bowl Games

Monday, Dec. 26

St. Petersburg Bowl

Miami (OH) vs. Mississippi State | 10 a.m. | ESPN

Camping World Independence Bowl

NC State vs. Vanderbilt | 4 p.m. | ESPN2

Wednesday, Dec. 28

Advocate V100 Texas Bowl

Texas A&M vs. Kansas State | 8 p.m. | ESPN

Thursday, Dec. 29

Birmingham Bowl

South Florida vs. South Carolina | 1 p.m. | ESPN

Belk Bowl

Arkansas vs. Virginia Tech | 4:30 p.m. | ESPN

Friday, Dec. 30

AutoZone Liberty Bowl

Georgia vs. TCU | 11 a.m. | ESPN

Franklin American Mortgage Music City Bowl

Nebraska vs. Tennessee | 2:30 p.m. | ESPN

Saturday, Dec. 31

Buffalo Wild Wings Citrus Bowl

LSU vs. Louisville | 10 a.m. | ABC

Taxslayer Bowl

Georgia Tech vs. Kentucky | 10 a.m. | ESPN

Chick-Fil-A Peach Bowl

Washington vs. Alabama | 2 p.m. | ESPN

Monday, Jan. 2

Outback Bowl

Florida vs. Iowa | 12 p.m. | ABC

AllState Sugar Bowl

Auburn vs. Oklahoma | 7:30 p.m. | ESPN

All times Central

Vanderbilt Weekly Award Winners

Walter Camp Defensive Player of the Week

Zach Cunningham - Week 7 - at Georgia

FWAA/Nagurski Defensive Player of the Week

Zach Cunningham - Week 7 - at Georgia

Maxwell/Bednarik Defensive Player of the Week

Zach Cunningham - Week 7 - at Georgia

SEC Defensive Player of the Week

Zach Cunningham - Week 7 - at Georgia

SEC Special Teams Player of the Week

Darrius Sims - Week 7 - at Georgia

SEC Offensive Lineman of the Week

Will Holden - Week 12 - vs. Ole Miss

SEC Defensive Player of the Week

Zach Cunningham - Week 13 - vs. Tennessee



	FINAL	SCORE BY QUARTER				FIRST DOWNS				RUSHING			PASSING			OFFENSE		PUNTING	FUMBLES	PENALTY	THIRD	TOTAL	
GAME	SCORE	1	2	3	4	RU	PA	PN	TOT	ATT	YDS	TD	C-A-I	YDS	TD	ATT	YDS	NO-AVG	NO-LOST	NO-YDS	DOWNS	TOP	
SC	13	0	0	0	0	4	10	0	14	32	121	1	16-30-0	187	0	62	308	7-39.9	2-2	7-51	6/16	26:45	
VU	10	3	7	0	0	9	4	1	14	42	169	1	8-23-0	73	0	65	242	8-37.1	1-0	5-33	4/15	33:15	
MT	24	10	7	7	0	6	19	0	25	21	96	0	38-65-1	399	3	86	495	4-38.5	2-1	9-92	10/19	28:58	
VU	47	5	28	0	14	12	6	2	20	45	231	5	15-28-0	113	1	73	344	5-39.4	2-1	4-40	4/12	31:02	
VU	7	7	0	0	0	4	12	1	17	30	85	0	20-31-1	190	1	61	275	8-40.1	0-0	5-45	4/13	30:28	
GT	38	14	3	14	7	14	5	2	21	46	289	3	8-17-1	222	2	63	511	4-42.5	1-0	4-55	8/15	29:32	
VU	31	0	7	7	10	7	5	10	4	19	42	110	3	18-29-1	279	1	71	389	6-32.7	1-0	5-51	8/16	32:23
WKU	30	7	7	0	10	6	12	12	3	27	33	210	2	24-40-1	291	2	73	501	3-41.0	3-2	11-88	3/12	27:37
UF	13	0	10	0	3	6	7	2	15	35	92	1	19-28-0	144	0	63	236	7-51.9	1-1	4-45	6/15	27:05	
VU	6	0	3	3	0	10	8	3	21	37	147	0	12-32-2	118	0	69	265	6-47.5	2-1	6-47	5/15	32:55	
VU	13	3	0	7	3	9	9	0	18	32	141	0	17-30-0	141	0	62	282	5-42.2	2-1	7-35	3/12	27:16	
UK	20	7	10	0	3	18	2	0	20	52	258	2	10-24-1	49	0	76	307	5-36.2	1-1	5-42	4/15	32:44	
VU	17	7	0	3	7	3	5	1	9	32	62	2	7-18-0	109	0	50	171	8-47.2	2-0	5-45	4/14	24:56	
UGA	16	3	3	7	3	4	17	2	23	35	75	0	27-40-0	346	1	75	421	6-38.0	2-0	8-53	6/17	35:04	
TSU	17	14	3	0	0	19	7	10	2	23	125	0	19-30-1	285	2	53	410	3-39.3	3-1	9-63	2/7	26:55	
VU	35	7	14	7	7	28	16	9	3	42	358	4	15-24-0	143	1	66	501	2-38.0	0-0	5-63	4/9	33:05	
VU	16	3	10	0	3	6	15	1	22	33	120	0	24-38-1	221	1	71	341	4-41.8	2-0	5-26	7/16	35:09	
AU	23	7	3	10	3	11	4	1	16	45	271	1	12-17-0	115	1	62	386	2-46.5	2-1	5-56	4/12	24:51	
VU	17	0	10	7	0	7	10	1	18	43	159	2	17-30-2	252	0	73	411	7-34.6	1-0	7-80	3/14	36:27	
MIZ	26	6	13	0	7	7	10	3	20	37	187	1	22-37-0	294	2	74	481	6-41.5	2-1	7-90	10/19	23:33	
OM	17	10	0	0	7	4	12	2	18	27	90	0	26-51-0	273	2	78	363	7-42.4	1-1	6-51	5/18	25:11	
VU	38	7	7	17	7	9	12	1	22	46	208	3	17-30-0	273	2	76	481	8-36.6	2-1	5-40	5/15	34:49	
UT	34	14	17	3	0	10	16	1	27	33	176	2	31-34-0	340	2	67	516	2-39.0	3-2	4-35	5/11	28:29	
VU	45	7	17	7	14	8	18	1	27	38	192	4	21-35-1	416	2	73	608	2-33.0	0-0	4-30	8/14	31:31	

Vanderbilt Long Plays

YARDS	RUSH	PASS	KR	PR	TD
20-29	6	20	17	-	3
30-39	5	6	-	-	-
40-49	4	3	1	-	-
50-59	-	-	-	-	-
60-69	-	2	1	-	-
70-79	-	1	-	-	-
80-89	-	-	-	-	-
90-99	-	-	1	-	-
TOTALS	15	32	20	0	3

Three-&-Out Drives

VANDERBILT	OPPONENT
THREE-&-OUTS/DRIVES	THREE-&-OUTS/DRIVES
S. Carolina	6/13 (46.2%)
Middle Tenn.	3/15 (20.0%)
at Georgia Tech	4/13 (30.7%)
at Western Kentucky	3/13 (23.1%)
Florida	1/11 (9.1%)
at Kentucky	1/12 (8.3%)
at Georgia	5/12 (41.7%)
Tennessee State	0/10 (0%)
at Auburn	0/10 (0%)
at Missouri	4/15 (26.7%)
Ole Miss	5/15 (33.0%)
Tennessee	1/13 (7.7%)
33/152 (21.7%)	30/152 (19.7%)

Opponent Long Plays

YARDS	RUSH	PASS	KR	PR	TD
20-29	14	21	8	2	5
30-39	2	5	4	-	1
40-49	-	1	1	-	-
50-59	-	-	-	-	-
60-69	1	1	2	-	1
70-79	-	1	-	-	1
80-89	-	2	-	-	2
90-99	-	1	-	-	1
TOTALS	17	32	15	2	11



Vanderbilt Scoring Drives

OPP	PLAYS	YARDS	TIME	SCORING PLAY
SC	5	13	3:23	Openshaw 36-yd FG
SC	13	67	6:06	Blasingame 1-yd run
MT	4	-1	1:18	Openshaw 32-yd FG
MT	6	30	2:37	Blasingame 3-yd run
MT	3	7	0:50	Webb 1-yd run
MT	7	75	3:18	Webb 3-yd run
MT	7	63	1:00	Lipscomb 16-yd pass from Shurmur
MT	4	54	1:48	Blasingame 1-yd run
MT	6	40	2:57	Rivers 3-yd run
GT	11	75	5:20	Lipscomb 10-yd pass from Shurmur
WKU	12	76	6:02	Webb 4-yd run
WKU	10	75	5:45	Webb 2-yd run
WKU	5	72	2:32	Openshaw 22-yd FG
WKU	7	75	1:02	Webb 2-yd run
WKU	6	25	0:00	Marcus 5-yd pass from Shurmur
UF	12	56	4:14	Openshaw 38-yd FG
UF	13	75	6:57	Openshaw 27-yd FG
UK	8	23	3:30	Openshaw 48-yd FG
UK	14	85	6:47	Openshaw 26-yd FG
UGA	2	2	0:22	Webb 1-yd run
UGA	4	7	1:23	Openshaw 38-yd FG
UGA	8	75	4:04	Blasingame 2-yd run
TSU	5	73	2:48	Blasingame 1-yd run
TSU	11	92	5:45	Pinkney 21-yd pass from Shurmur
TSU	5	78	2:51	Blasingame 3-yd run
TSU	4	73	2:00	Blasingame 4-yd run
TSU	12	70	6:19	Sherfield 14-yd run
AU	7	41	2:44	Openshaw 52-yd FG
AU	9	66	4:07	Pinkney 8-yd pass from Shurmur
AU	13	57	6:57	Openshaw 34-yd FG
AU	13	46	7:29	Openshaw 47-yd FG
MIZ	7	75	3:26	Blasingame 4-yd run
MIZ	8	59	3:20	Openshaw 24-yd FG
MIZ	10	75	6:16	Webb 1-yd run
OM	2	76	0:46	Webb 4-yd run
OM	7	72	3:13	Sherfield 5-yd pass from Shurmur
OM	9	90	4:12	Webb 11-yd run
OM	5	21	1:34	Openshaw 24-yd FG
OM	11	72	5:26	Webb 1-yd run
QM	8	72	3:45	McElwain 3-yd pass from Shurmur
UT	6	75	2:26	McElwain 18-yd pass from Shurmur
UT	7	76	3:21	Dobbs 20-yd pass from Shurmur
UT	2	80	0:48	Webb 9-yd run
UT	7	62	2:43	Openshaw 31-yd FG
UT	10	83	3:04	Blasingame 12-yd run
UT	7	49	2:45	Sims 3-yd run
UT	5	80	2:40	Webb 28-yd run

Opponent Scoring Drives

OPP	PLAYS	YARDS	TIME	SCORING PLAY
SC	10	47	4:47	Fry 48-yd FG
SC	9	84	3:53	D. Samuel 8-yd run
SC	7	36	3:09	Fry 55-yd FG
MT	10	45	2:53	C. Rooker 39-yd FG
MT	11	79	3:22	J. Richie 1-yd pass from B. Stockstill
MT	3	7	0:30	T. Lee 5-yd pass from B. Stockstill
MT	8	62	2:30	P. Smith 4-yd pass from B. Stockstill
GT	1	81	0:14	Marshall 81-yd pass from Thomas
GT	8	64	4:21	Mills 15-yd run
GT	11	60	2:24	Butker 41-yd FG
GT	10	72	4:49	Mills 4-yd run
GT	5	64	2:46	Mills 5-yd run
GT	3	75	1:21	Lynch 77-yd pass from Jordan
WKU	14	75	3:54	Wales 4-yd run
WKU	2	92	0:40	Fant 61-yd pass from Ferguson
WKU	8	80	2:32	Wales 20-yd run
WKU	10	72	4:27	Nuss 25-yd FG
WKU	2	25	0:00	Johnson 8-yd pass from White
UF	6	53	2:01	Scarlett 4-yd run
UF	8	40	2:13	Pineiro 42-yd FG
UF	10	78	3:52	Pineiro 26-yd FG
UK	9	75	3:01	Kemp 4-yd run
UK	13	47	5:16	Johnson 3-yd run
UK	15	52	6:23	MacGinnis 46-yd FG
UK	13	56	6:20	MacGinnis 28-yd FG
UGA	9	51	3:43	Blankenship 45-yd FG
UGA	14	84	7:23	Blankenship 22-yd FG
UGA	6	77	2:32	Nauta 17-yd pass from Eason
UGA	5	20	2:24	Blankenship 36-yd FG
TSU	2	94	1:04	Smith 93-yd pass from Butler
TSU	11	75	6:00	Smith 2-yd pass from Butler
TSU	7	45	3:24	Clark 37-yd FG
AU	9	63	3:25	Johnson 3-yd run
AU	10	47	2:47	Carlson 45-yd FG
AU	12	75	4:13	Slayton 21-yd pass from White
AU	9	39	3:41	Carlson 53-yd FG
AU	6	42	2:19	Carlson 33-yd FG
MIZ	6	35	1:38	Crockett 4-yd run
MIZ	1	82	0:12	Moore 82-yd pass from Lock
MIZ	13	85	3:33	Moore 4-yd pass from Lock
OM	9	75	4:09	Wunderlich 23-yd FG
OM	1	21	0:11	Judd 21-yd pass from Patterson
QM	9	65	2:20	Engram 38-yd pass from Patterson
UT	5	56	1:50	Kamara 14-yd run
UT	7	75	3:09	Kamara 21-yd pass from Dobbs
UT	2	27	0:23	Kamara 1-yd run
UT	4	6	1:14	Medley 41-yd FG
UT	7	72	2:52	Malone 27-yd pass from Dobbs
UT	9	79	3:49	Medley 25-yd FG

Scoring Drive Breakdown

	VANDERBILT		OPPONENT	
Yardage	TD	FG	TD	FG
No drive	1	-	1	-
Neg. Yards	-	1	-	-
0-9	2	1	1	1
10-19	-	1	-	-
20-29	1	2	3	1
30-39	1	-	1	2
40-49	2	2	-	5
50-59	1	3	3	3
60-69	4	1	5	2
70-79	18	2	10	4
80-89	2	1	5	1
90-99	2	-	2	-
TOTALS	34	14	31	19

Game-Opening Drives

	VANDERBILT			OPPONENTS		
OPP	PTS	1STS	YDS	PTS	1STS	YDS
S. Carolina	0	0	3	0	1	5
Middle Tenn.	3	0	-1	0	2	43
@Ga. Tech	7	5	75	7	0	81
@WKU	0	0	1	7	5	75
Florida	0	0	3	0	0	3
@Kentucky	0	1	23	7	4	75
@Georgia	7	1	2	0	0	3
Tenn. State	7	2	73	7	1	94
@Auburn	3	2	41	7	4	57
@Missouri	0	0	-4	0	0	5
Ole Miss	0	2	34	3	4	75
Tennessee	0	2	25	7	3	56
TOTALS	27	15	275	45	24	572

Second Half-Opening Drives

	VANDERBILT			OPPONENTS		
OPP	PTS	1STS	YDS	PTS	1STS	YDS
S. Carolina	0	0	7	0	0	1
Middle Tenn.	0	1	7	0	1	15
@Ga. Tech	0	3	54	7	4	72
@WKU	7	3	75	0	4	64
Florida	0	1	17	0	1	12
@Kentucky	0	1	17	0	0	8
@Georgia	3	0	7	0	0	0
Tenn. State	7	3	73	0	0	8
@Auburn	0	1	13	7	4	75
@Missouri	7	5	75	0	3	62
Ole Miss	7	3	90	0	1	15
Tennessee	0	3	42	0	1	9
TOTALS	31	24	377	14	19	341

Scoring Drive Superlatives

Most Plays/Result
Most Yards/Result
Most Time/Result

VANDERBILT
14/FG at Kentucky
92/TD vs. Tennessee State
7:29/FG at Auburn

OPPONENT
15/FG at Kentucky
94/TD vs. Tennessee State
6:23/FG at Kentucky



The Last Vanderbilt Player...

Player scored 3 TDs _____ Ralph Webb vs. Ole Miss (3, 11/19/2016)
 Player scored 4 TDs or more _____ Earl Bennett vs. Kentucky (5, 11/12/2005)
 QB passes for 3 TDs _____ Kyle Shumur at Tennessee (3, 11/28/2015)
 QB passes for 4+ TDs _____ Johnny McCrary vs. Old Dominion (5, 11/1/2014)
 QB passed for 200-299 yards _____ Kyle Shumur vs. Ole Miss (273, 11/19/2016)
 QB passed for 300-399 yards _____ J. McCrary vs. Austin Peay (368, 9/19/2015)
 QB passed for 400+ yards _____ Kyle Shumur vs. Tennessee (416, 11/26/2016)
 70+ yard reception _____ Shumur to Sherfield vs. Tennessee (76, 11/26/2016)
 Rushed for 100-199 yards _____ Ralph Webb vs. Tennessee (114, 11/26/2016)
 Rushed for 200-299 yards _____ Ralph Webb vs. Middle Tennessee (211, 9/10/2016)
 Rushed for 300+ yards _____ Frank Mordica vs. Air Force (321, 11/18/1978)
 70+ yard rush _____ Ralph Webb at Florida (74, 11/7/2015)
 Rushed for 3+ TD _____ Ralph Webb vs. Ole Miss (3, 11/19/2016)
 Receiver had 100-199 yards _____ Scott, Sherfield vs. Tenn. (117, 184, 11/26/2016)
 Receiver had 200+ yards _____ Trent Sherfield vs. Austin Peay (240, 9/1/2015)
 Had 3+ TD receptions _____ Earl Bennett vs. Richmond (3, 9/1/2007)
 Returned kickoff for TD _____ Darrius Sims vs. South Carolina (100, 9/120/2014)
 Returned punt for TD _____ Jonathan Krause at Wake Forest (83, 11/24/2012)
 Returned INT for TD _____ Oren Burks vs. Kentucky (30, 11/14/2015)
 Returned fumble for TD _____ Taurean Ferguson at Kentucky (22, 10/8/2016)
 Kicked three or more FGs _____ Tommy Openshaw at Auburn (3, 11/5/2016)
 Kicked 50+ yard FG _____ Tommy Openshaw at Auburn (52, 11/55/2016)
 Had 70+ yard punt _____ Tommy Openshaw vs. Missouri (78, 10/24/2015)
 Recorded 10+ tackles _____ White, Cunningham vs. Tennessee (10, 11/26/2016)
 Recorded 3+ tackles for loss _____ Z. Cunningham vs. S. Carolina (3.0, 9/1/2016)
 Blocked opponent punt _____ Andrew Rector vs. Kentucky (11/14/2015)
 Returned blocked punt for TD _____ Stephen Weatherly vs. UMass (11, 9/13/2014)
 Blocked opponent FG _____ Zach Cunningham at Auburn (11/5/2016)
 Blocked a PAT attempt _____ Adam Butler at Georgia (10/4/2014)
 Scored on safety _____ Team vs. Middle Tennessee (9/10/2016)

The Last Time Vanderbilt...

Achieved 30+ first downs _____ vs. Old Dominion (33, 11/1/2014)
 Topped 500+ Yards in Total Offense _____ vs. Tennessee (608, 11/26/2016)
 300 or more passing yards _____ vs. Austin Peay (394, 9/19/2015)
 400 or more passing yards _____ vs. Tennessee (416, 11/26/2016)
 Rushed for 200-299 yards _____ vs. Middle Tennessee (231, 9/10/2016)
 Rushed for 300-399 yards _____ vs. Tennessee State (358, 10/22/2016)
 Rushed for 400+ yards _____ vs. Presbyterian (410, 9/15/2012)
 Scored 40 points or more _____ vs. Tennessee (45, 11/26/2016)
 Held foe under 100 total yards _____ vs. Chattanooga (93, 9/6/2003)
 Held foe to less than 200 total yards _____ vs. Missouri (188, 10/24/2015)
 Held foe under 100 rushing yards _____ vs. Ole Miss (90, 11/19/2016)
 Held foe under 100 passing yards _____ at Kentucky (49, 10/8/2016)
 Held foe scoreless _____ at Kentucky (40-0, 11/3/2012)

The Last Opposing Player...

Player scored 3 TDs _____ Alvin Kamara vs. Tennessee (3, 11/26/16)
 Player scored 4 TDs or more _____ Justin Boyles Duke (4, 10/28/2006)
 QB passes for 3 TDs _____ Brent Stockstill vs. Middle Tenn. (3, 9/10/2016)
 QB passes for 4+ TDs _____ Johnny Manziel at Texas A&M (4, 10/26/2013)
 QB passed for 200-299 yards _____ Shea Patterson (222, 11/19/2016)
 QB passed for 300-399 yards _____ Joshua Dobbs (340, 11/26/2016)
 QB passed for 400+ yards _____ Bo Wallace Ole Miss (403, 11/10/2012)
 70+ yard reception _____ Lock to Moore at Missouri (82, 11/12/2016)
 Rushed for 100-199 yards _____ Josh Malone vs. Tennessee (121, 11/26/2016)
 Rushed for 200+ yards _____ Arian Foster Tennessee (223, 11/19/2005)
 Rushed for 3+ TDs _____ Dedrick Mills at Georgia Tech (3, 9/17/2016)
 70+ yard rush _____ Pharoh Cooper vs. So. Carolina (70, 9/20/2014)
 Receiver had 100-199 yards _____ Evan Ingram (102, 11/19/2016)
 Receiver had 200+ yards _____ Craig Yeast Kentucky (269, 11/13/1998)
 Had 3+ TD receptions _____ Sidney Rice South Carolina (3, 10/22/2005)
 Returned kickoff for TD _____ Mike Wallace Ole Miss (98, 9/20/2008)
 Returned punt for TD _____ Cameron Sutton at Tennessee (85, 11/28/2015)
 Returned INT for TD _____ Aarion Penton at Missouri (19, 11/12/2016)
 Returned fumble for TD _____ Christian Holmes at Miss. State (51, 11/22/2014)
 Kicked at least three FGs _____ Daniel Carlson at Auburn (3, 11/5/2016)
 Kicked 50+ yard FG _____ Daniel Carlson at Auburn (53, 11/5/2016)
 Had 70+ yard punt _____ Ryan Janvion vs. Wake Forest (71, 11/30/2013)
 Recorded 10+ total tackles _____ Darrell Williams at Auburn (11, 11/5/2016)
 Recorded 3+ tackles for loss _____ Chris Johnson at WKU (4.0, 9/24/2016)
 Blocked VU punt _____ Drell Greene at WKU (9/24/2016)
 Returned blocked punt for TD _____ L. Mathis vs. Charleston So. (17., 10/11/2014)
 Blocked VU FG _____ Sharif Floyd Florida (11/5/2011)
 Scored on VU safety _____ Team at Tennessee (11/28/2015)

The Last VU Opponent...

Achieved 30+ first downs in game _____ Ole Miss (30, 9/26/2015)
 Topped 500+ Yards in Total Offense _____ Tennessee (516, 11/26/2016)
 300 or more passing yards _____ Tennessee (340, 11/26/2016)
 400 or more passing yards _____ Ole Miss, (403 yds., 11/10/2012)
 Rushed for 200-299 yards _____ at Auburn (271, 11/5/2016)
 Rushed for 300-399 yards _____ Tennessee (331, 11/28/2015)
 Rushed for 400+ yards _____ vs. Georgia Tech (404, 10/31/2009)
 Scored 40 points or more _____ at Tennessee (53, 11/28/2015)
 Held Vanderbilt under 200 total yards _____ at Georgia (171, 10/15/2016)
 Held Vanderbilt under 100 rushing yards _____ at Georgia (62, 10/15/2016)
 Held Vanderbilt under 100 passing yards _____ vs. South Carolina (73, 9/1/2016)
 Held Vanderbilt scoreless _____ vs. Texas A&M (25-0, 11/21/2015)



Vanderbilt Individual Season-Highs

Rush Attempts	29	Ralph Webb, Middle Tenn.
Yards Rushing	211	Ralph Webb, Middle Tenn.
TD Rushes	3 (3x)	last Ralph Webb, Ole Miss
Long Rush	49 (2x)	last Ralph Webb, Middle Tenn.
Pass Attempts	36	Kyle Shurmur, @Auburn
Pass Completions	24	Kyle Shurmur, @Auburn
Yards Passing	416	Kyle Shurmur, Tennessee
TD Passes	2 (2x)	Kyle Shurmur, Tennessee
Long Pass	76	Kyle Shurmur, Tennessee
Receptions	9	Trent Sherfield, Tennessee
Yards Receiving	184	Trent Sherfield, Tennessee
TD Receptions	1 (9x)	last Dobbs, McElwain, Tennessee
Long Reception	76	Trent Sherfield, Tennessee
Field Goals	3	last Tommy Openshaw, @Auburn
Long Field Goal	52	Tommy Openshaw, @Auburn
Punts	8 (3x)	last Sam Loy, Ole Miss
Punting Avg.	49.2	Sam Loy, Middle Tenn.
Long Punt	67	Sam Loy, @Georgia
Punts Inside 20	3	Sam Loy, Middle Tenn.
Long Punt Return	17	Kalija Lipscomb, @Georgia
Long Kickoff Return	95	Darius Sims, @Georgia
Tackles	19	Zach Cunningham, @Georgia
Sacks	2.0	Adam Butler, Florida
Tackles for Loss	3.0	Zach Cunningham, South Carolina
Interceptions	1 (5x)	last Torren McGaster, Tenn. State

Vanderbilt Team Game-Highs

Rushes	46	Ole Miss
Yards Rushing	358	Tennessee State
Yards per Rush	8.5	Tennessee State
TD Rushes	5	Middle Tennessee
Pass Attempts	38	@Auburn
Pass Completions	24	@Auburn
Yards Passing	279	@WKU
Yards per Pass Comp.	19.8	Tennessee
TD Passes	2 (2x)	Tennessee
Total Plays	76	Ole Miss
Total Offense	608	Tennessee
Yards per Play	8.3	Tennessee
Points	47	Middle Tennessee
Sacks By	3 (2x)	last Ole Miss
First Downs	28	Tennessee State
Penalties	7 (2x)	last @Missouri
Penalty Yards	80	@Missouri
Turnovers	3	Florida
Interceptions By	1 (5x)	last Tennessee State
Punts	8 (4x)	last Ole Miss
Punting Avg.	47.2	@Georgia
Long Punt	67	@Georgia
Punts Inside 20	3	Middle Tennessee

Vanderbilt's Longest Plays

Rushing	49 (2x)	last Tennessee State
Passing	76	Tennessee
Field Goal	52	@Auburn
Punt	67	@Georgia
Punt Return	17	@Georgia
Kickoff Return	95	@Georgia
Interception Return	59	Middle Tennessee
Fumble Return	55	Middle Tennessee

Opponent Individual Season-Highs

Rush Attempts	25	Kamryn Pettway, @Auburn
Yards Rushing	173	Kamryn Pettway, @Auburn
TD Rushes	3	Dedrick Mills, @Georgia Tech
Long Rush	60	Kamryn Pettway, @Auburn
Pass Attempts	65	Brent Stockstill, Middle Tenn.
Pass Completions	38	Brent Stockstill, Middle Tenn.
Yards Passing	399	Brent Stockstill, Middle Tenn.
TD Passes	3	Brent Stockstill, Middle Tenn.
Long Pass	93	Ronald Butler, Tennessee State
Receptions	14	Richie James, Middle Tenn.
Yards Receiving	183	Richie James, Middle Tenn.
TD Receptions	2 (2x)	last J'Mon Moore, @Missouri
Long Reception	93	Patrick Smith, Tennessee State
Field Goals	3 (2x)	last Daniel Carlson, @Auburn
Long Field Goal	55	Elliott Fry, South Carolina
Punts	7 (2x)	Johnny Townsend, Florida
Punting Avg.	51.9	Johnny Townsend, Florida
Long Punt	62	Johnny Townsend, Florida
Punts Inside 20	5	Johnny Townsend, Florida
Long Punt Return	28	J. Johnson, @Missouri
Long Kickoff Return	67	T. Byrd, Tennessee
Tackles	15	J. Davis, Florida
Sacks	2.5 (2x)	C. Harris, M. Frazier, @Missouri
Tackles for Loss	4.0	Chris Johnson, @WKU
Interceptions	1 (8x)	last Micah Abernathy, Tennessee

Opponent Team Game-Highs

Rushes	52	@Kentucky
Yards Rushing	289	@Georgia Tech
Yards per Rush	6.3	@WKU
TD Rushes	3	@Georgia Tech
Pass Attempts	65	Middle Tennessee
Pass Completions	38	Middle Tennessee
Yards Passing	399	Middle Tennessee
Yards per Pass Comp.	27.8	@Georgia Tech
TD Passes	3	Middle Tennessee
Total Plays	86	Middle Tennessee
Total Offense	516	Tennessee
Yards per Play	8.1	@Georgia Tech
Points	38	@Georgia Tech
Sacks By	6	@Missouri
First Downs	27 (2x)	Tennessee
Penalties	11	@WKU
Penalty Yards	92	Middle Tennessee
Turnovers	3	@WKU
Interceptions By	2 (2x)	last @Missouri
Punts	7 (2x)	last Florida
Punting Avg.	51.9	Florida
Long Punt	62	Florida
Punts Inside 20	5	Florida

Opponent's Longest plays

Rushing	60	@Auburn
Passing	93	Tennessee State
Field Goal	55	South Carolina
Punt	62	Florida
Punt Return	28	@Missouri
Kickoff Return	67	Tennessee
Interception Return	64	@Georgia Tech
Fumble Return	0	Middle Tennessee



2016 VANDERBILT COMMODORES

Roster A-Z			#	Name	Pos.	Ht.	Wt.	Year	CL	Hometown/High School (Other)
#	Name	Pos.								
94	Torey Agee	DL	2	Deuce Wallace	QB	6-2	205	Fr.	HS	Sevierville, Tenn./Sevier Co.
66	Zach Aguirre	OL	2	Arnold Tarpley	S	6-1	200	Jr.	2L	Pittsburgh, Pa./Central Catholic
88	Kyle Anderton	TE	3	Taurean Ferguson	CB	5-9	190	Jr.	2L	Jonesboro, Ga./Jonesboro
53	Sean Auwae-McMoore	OL	3	Shawn Stankavage	QB	6-2	201	R-So.	RS	Durham, N.C./Cardinal Gibbons
24	Jalen Banks	S	4	Donaven Tennyson	WR	5-10	164	Fr.	HS	Richmond, Va./Benedictine Prep
38	Gil Barksdale	DB	4	John Webb	QB	6-0	200	So.	SQ	Dallas, Texas/St. Mark's
91	Drew Birchmeier	DL	5	Torren McGaster	CB	6-0	198	Sr.	3L	Daphne, Ala./Daphne
23	Khari Blasingame	RB	6	Darrius Sims	WR	5-9	191	Sr.	3L	Memphis, Tenn./Whitehaven
52	Nigel Bowden	ILB	7	Emmanuel Smith	ILB	6-2	219	Jr.	2L	Murfreesboro, Tenn./Oakland
20	Oren Burks	ILB	7	Ralph Webb	RB	5-10	202	Jr.	2L	Gainesville, Fla./Gainesville
69	Adam Butler	DL	8	Joejuan Williams	CB	6-3	202	Fr.	HS	Nashville, Tenn./Father Ryan
77	Devin Cochran	OL	9	Caleb Peart	OLB	6-1	234	R-Fr.	RS	Gilbert, Ariz./Hamilton
35	Frank Coppet	CB	9	Caleb Scott	WR	6-1	202	Jr.	2L	Suwanee, Ga./North Gwinnett
22	Josh Crawford	RB	10	Trent Sherfield	WR	6-1	200	Jr.	2L	Danville, Ill./Danville
64	Delando Crooks	OL	11	Jackson Winrow	WR	6-1	182	Fr.	HS	Shawnee, Okla./Shawnee
41	Zach Cunningham	ILB	11	Charles Wright	OLB	6-3	237	R-So.	1L	Irvine, Calif./Beckman
70	Darion DeBrossard	OL	12	Wade Freebeck	QB	6-5	225	Jr.	2L	Davie, Fla./St. Thomas Aquinas
76	Egidio DellaRipa	OL	12	Zaire Jones	S	6-0	193	Fr.	HS	Meridian, Miss./Meridian
84	Sam Dobbs	TE	13	LaDarius Wiley	S	6-1	205	R-So.	1L	Los Angeles, Calif./Cathedral
89	Sean Dowling	TE	14	Kyle Shurmur	QB	6-4	223	So.	1L	Philadelphia, Pa./LaSalle College
19	C.J. Duncan	WR	14	Ryan White	S	5-10	188	Jr.	2L	Louisville, Ky./Trinity
36	Trey Ellis	WR	15	Elijah Hamilton	CB	6-2	195	Fr.	HS	Roswell, Ga./Blessed Trinity Catholic
3	Taurean Ferguson	CB	16	Kalija Lipscomb	WR	6-1	190	Fr.	HS	New Orleans, La./Jesuit
55	David Floyd	OL	17	Tommy Openshaw	K/P	6-2	195	Jr.	2L	Jacksonville, Fla./Creekside
12	Wade Freebeck	QB	19	C.J. Duncan	WR	5-11	203	R-So.	1L	Montgomery, Ala./St. James School
27	Jaire George	RB	19	Sam Loy	P	6-1	195	Fr.	HS	San Clemente, Calif./Catholic
56	Barrett Gouger	OL	20	Oren Burks	ILB	6-3	222	R-Jr.	2L	Fairfax Station, Va./South Co.
75	Bailey Granier	OL	21	Donovan Sheffield	CB	5-11	190	So.	1L	Nashville, Tenn./Ensworth
43	Jordan Griffin	ILB	22	Josh Crawford	RB	5-10	202	So.	1L	Wetumpka, Ala./Edgewood Academy
98	Ryley Guay	K	23	Khari Blasingame	RB	6-1	235	R-So.	1L	New Market, Ala./Buckhorn
87	Winston Guillory	WR	24	Jalen Banks	S	5-11	204	R-Jr.	2L	Markham, Ill./Thornton Township
15	Elijah Hamilton	CB	25	Josh Smith	ILB	6-3	236	So.	1L	Murfreesboro, Tenn./Oakland
60	Cole Hardin	OL	26	Andrew Rector	S	6-0	198	So.	1L	Nashville, Tenn./Father Ryan
42	Kenny Hebert	OLB	27	Jaire George	RB	6-1	210	R-Fr.	RS	Hyattville, Md./DeMatha Catholic
31	Tre Herndon	CB	28	Dallas Rivers	RB	6-1	225	Jr.	2L	Stone Mtn., Ga./Stephenson
33	Jay Hockaday	ILB	29	Austin Quillen	S	5-11	190	Fr.	HS	Jenks, Okla./Jenks
74	Will Holden	OL	30	Bryce Lewis	CB	6-0	185	R-So.	1L	Lilburn, Ga./Parkview
56	Bradyn Jasper	LB	31	Tre Herndon	CB	6-1	188	Jr.	2L	Chattanooga, Tenn./East Hamilton
50	Andrew Jelks	OL	32	Jamauri Wakefield	RB	6-1	215	Fr.	HS	Jacksonville, Fla./Providence
37	Wilson Johnson	SN	33	Jay Hockaday	ILB	6-3	220	So.	1L	Nashville, Tenn./Christ Presbyterian
12	Zaire Jones	S	34	Dare Odeyingbo	DE	6-2	262	So.	1L	Irving, Texas/Cistercian Prep
65	Braden Kopp	OL	35	Frank Coppet	CB	5-11	185	Fr.	HS	Ft. Lauderdale, Fla./St. Thomas Aquinas
77	Nifae Lealao	DL	36	Trey Ellis	WR	5-9	170	Jr.	2L	Charlotte, N.C./Ardrey Kell
93	Hayden Lekacz	PK	37	Wilson Johnson	SN	6-0	212	Sr.	1L	Nashville, Tenn./Montgomery Bell
30	Bryce Lewis	CB	38	Gil Barksdale	DB	5-10	180	Fr.	HS	Solon, Ohio/Solon
16	Kalija Lipscomb	WR	39	Bailey McElwain	FB	6-0	238	Fr.	HS	Trussville, Ala./Hewitt-Trussville
19	Sam Loy	P	40	Baffour Osei	RB	5-8	180	Jr.	SQ	Oxnard, Calif./Oaks Christian
83	Nathan Marcus	TE	40	Ja'karri Thomas	ILB	6-1	225	Sr.	3L	Tallahassee, Fla./Godby
45	Cody Markel	TE	41	Zach Cunningham	ILB	6-4	230	R-Jr.	2L	Pinson, Ala./Pinson Valley
54	Kade Mayle	DL	42	Kenny Hebert	OLB	6-4	220	Fr.	HS	New Orleans, La./Holy Cross
39	Bailey McElwain	FB	43	Jordan Griffin	ILB	6-1	224	So.	1L	Tampa, Fla./Armwood
5	Torren McGaster	CB	44	Nehemiah Mitchell	DL	6-4	260	Sr.	1L	Hayward, Calif./CC-San Francisco
48	Andre Mintze	OLB	45	Cody Markel	TE	6-4	240	Fr.	HS	Middleton, Wisc./Middleton
44	Nehemiah Mitchell	DL	46	Reese Wilson	WR	5-10	165	So.	HS	Rockwall, Texas/Rockwall-Heath
			47	Tommy Schiager	FB	6-0	220	Fr.	HS	Portland, Ore./Sunset
			48	Andre Mintze	OLB	6-3	225	Fr.	HS	Philadelphia, Pa./Imhotep Institute



2016 VANDERBILT COMMODORES

#	Name	Pos.	Ht.	Wt.	Year	CL	Hometown/High School (Other)
48	Jacob Schultz	SN	6-4	235	Sr.	1L	Murfreesboro, Tenn./Siegel
49	Jonathan Wynn	DE	6-4	258	R-Jr.	2L	Stone Mtn., Ga./Stephenson
50	Andrew Jelks	OL	6-6	305	Sr.	2L	Paris, Tenn./Henry Co.
51	Davis Winkie	SN	6-4	250	Jr.	SQ	Cumming, Ga./South Forsyth
52	Nigel Bowden	ILB	6-1	240	R-Jr.	2L	Macon, Ga./Central
53	Sean Auwae-McMoore	OL	6-5	308	Fr.	HS	Kapolei, Hawaii/Kapolei
54	Kade Mayle	DL	6-3	275	Jr.	SQ	McConnelsville, Ohio/Morgan
55	David Floyd	OL	6-5	290	Fr.	HS	Nashville, Tenn./Lipscomb Academy
56	Barrett Gouger	OL	6-4	305	Sr.	3L	Soddy Daisy, Tenn./Baylor
56	Bradyn Jasper	ILB	6-1	245	Jr.	SQ	Washington, Mo./St. Francis Borgia
57	Ean Pfeifer	OL	6-4	290	R-Fr.	RS	Bentonville, Ark./Bentonville
57	Josiah Sa'o	DL	6-2	290	Fr.	HS	San Diego, Calif./Kearney
58	Justin Skule	OL	6-6	305	So.	1L	Clifton, Va./Centreville
60	Cole Hardin	OL	6-4	305	R-So.	1L	Florence, Ala./Florence
61	Bruno Reagan	OL	6-3	310	R-So.	1L	Clarksville, Tenn./Clarksville
64	Delando Crooks	OL	6-5	305	R-Jr.	2L	Atlanta, Ga./Carver
65	Braden Kopp	OL	6-5	280	Fr.	HS	Houston, Texas/Houston Christian
66	Zach Aguirre	OL	6-2	292	Fr.	HS	Mission Viejo, Calif./Mater Dei
69	Adam Butler	DL	6-4	295	Sr.	3L	Duncanville, Texas/Duncanville
70	Darion DeBrossard	OL	6-4	290	R-Fr.	RS	Snellville, Ga./Shiloh
71	Jared Southers	OL	6-4	308	R-Fr.	RS	South Orange, N.J./Seton Hall Prep
74	Will Holden	OL	6-6	312	Sr.	3L	Green Cove Springs, Fla./Clay
74	Jay Woods	DL	6-3	285	R-Jr.	2L	Jackson, Ga./Jackson
75	Bailey Granier	OL	6-6	320	So.	1L	Galliano, La./South Lafourche
76	Egidio DellaRipa	OL	6-4	295	Jr.	SQ	Castaic, Calif./College of the Canyons
77	Devin Cochran	OL	6-7	305	Fr.	HS	Norcross, Ga./Greater Atl. Christian
77	Nifae Lealao	DL	6-5	312	Jr.	2L	Sacramento, Calif./Capital Christian
80	Jared Pinkney	TE	6-4	250	R-Fr.	RS	Norcross, Ga./Norcross
81	Zack Smith	WR	6-3	198	Fr.	HS	Mariposa, Calif./Mariposa Co.
82	Turner Cockrell	TE	6-5	220	Fr.	HS	Acworth, Ga./Allatonna
83	Nathan Marcus	TE	6-5	244	Jr.	2L	Glen Ellyn, Ill./Glenbard West
84	Sam Dobbs	TE	6-4	220	So.	1L	Douglasville, Ga./Landmark Christian
85	DeAndre Woods	TE	6-3	238	Jr.	2L	Clay, Ala./Clay-Chalkville
86	Latevius Rayford	WR	6-1	201	Sr.	3L	Memphis, Tenn./Central
87	Winston Guillory	WR	5-11	170	So.	SQ	Dallas, Texas/Episcopal
88	Kyle Anderton	TE	6-4	255	So.	1L	Hendersonville, Tenn./Station Camp
89	Sean Dowling	TE	6-5	265	Sr.	2L	Fallbrook, Calif./Fallsbrook Union
90	Cameron Tidd	DL	6-3	275	Fr.	HS	Greenwood, Ind./Center Grove
91	Drew Birchmeier	DL	6-4	280	Fr.	HS	Midlothian, Va./Cosby
93	Hayden Lekacz	PK	6-0	195	Jr.	2L	Glen Ellyn, Ill./Glenbard West
94	Torey Agee	DL	6-4	285	Sr.	3L	Opelika, Ala./Opelika
95	Riley Tindol	DL	6-5	267	Jr.	SQ	Billingsley, Ala./Autauga Academy
97	Reid Nelson	P	6-2	215	Jr.	SQ	Hueytown, Ala./Hueytown
98	Riley Guay	K	5-10	190	Fr.	HS	Naperville, Ill./Benet Academy
99	Landon Stokes	OLB	6-4	240	R-Jr.	2L	Orlando, Fla./Lake Highland Prep

Roster A-Z

#	Name	Pos.
97	Reid Nelson	P
34	Dare Odeyingbo	DE
17	Tommy Openshaw	K/P
40	Baffour Osei	RB
9	Caleb Peart	OLB
57	Ean Pfeifer	OL
80	Jared Pinkney	TE
29	Austin Quillen	S
86	Latevius Rayford	WR
61	Bruno Reagan	OL
29	Andrew Rector	S
28	Dallas Rivers	RB
57	Josiah Sa'o	DL
47	Tommy Schiager	FB
48	Jacob Schultz	SN
9	Caleb Scott	WR
21	Donovan Sheffield	CB
10	Trent Sherfield	WR
14	Kyle Shurmur	QB
6	Darrius Sims	WR
58	Justin Skule	OL
7	Emmanuel Smith	ILB
25	Josh Smith	ILB
71	Jared Southers	OL
3	Shawn Stankavage	QB
99	Landon Stokes	OLB
2	Arnold Tarpley	S
4	Donaven Tennyson	WR
40	Ja'karri Thomas	ILB
90	Cameron Tidd	DL
95	Riley Tindol	DL
32	Jamauri Wakefield	RB
2	Deuce Wallace	QB
4	John Webb	QB
7	Ralph Webb	RB
14	Ryan White	S
13	LaDarius Wiley	S
8	Joejuan Williams	CB
46	Reese Wilson	WR
51	Davis Winkie	SN
11	Jackson Winrow	WR
85	DeAndre Woods	TE
74	Jay Woods	DL
11	Charles Wright	OLB
49	Jonathan Wynn	DE

Pronunciations

PLAYERS

Khari (**car-EE**) Blasingame
 Jaire (**JIE-air**) George
 Bailey Granier (**graun-YAE**)
 Barrett Gouger (**gow-GURR**)
 Nifae (**nee-FY**) Lealao (**lay-louw**)
 Kalija (**kuh-lie-JUH**) Lipscomb
 Hayden Lekacz (**la-koch**)
 Dare (**dar-EE**) Odeyingbo (**O-duh-yeng-BO**)
 Caleb Peart (**peert**)

Latevius (**la-TAY-vee-us**) Rayford
 Darrius (**Dare-ee-us**) Sims
 Ja'karri (**jah-CAR-ee**) Thomas
 Riley Tindol (**ten-doll**)

COACHES

Gerry (**Jerry**) Gdowski (**Guh-DOW-ski**)

Roster by Class

PLAYERS

Seniors - 13

Juniors - 31

Sophomores - 23

RS-Freshmen - 6

Freshmen - 21



VANDERBILT DEPTH CHART

**Ralph Webb** | RB

Webb became Vanderbilt's all-time leading rusher in the win over Tennessee with his sixth 100-yard game of the season.

Zach Cunningham | LB

Cunningham became just the third Vanderbilt player in history to become a Walter Camp first team All-American and the first since 1984.



Offense

WR	10 Trent Sherfield	6-1, 200, Jr.
	9 Caleb Scott	6-2, 204, Jr.
	6 Darrius Sims	5-9, 191, Sr.
TE	83 Nathan Marcus	6-5, 244, R-Jr.
	80 Jared Pinkney	6-4, 250, R-Fr.
LT	74 Will Holden	6-6, 312, Sr.
	77 Devin Cochran	6-7, 305, Fr.
LG	57 Ean Pfeifer	6-4, 290, R-Fr.
	64 Delando Crooks	6-5, 305, R-Jr.
C	56 Barrett Gouger	6-4, 305, Sr.
	60 Cole Hardin	6-4, 305, R-So.
RG	61 Bruno Reagan	6-3, 310, R-So.
	75 Bailey Granier	6-6, 320, R-So.
RT	58 Justin Skule	6-6, 305, So.
	71 Jared Southers	6-4, 308, R-Fr.
QB	14 Kyle Shurmur	6-4, 223, So.
	12 Wade Freebeck	6-5, 225, Jr.
RB	7 Ralph Webb	5-10, 202, Jr.
	23 Khari Blasingame	6-1, 235, R-So.
	22 Josh Crawford	5-10, 202, So.
FB	39 Bailey McElwain	6-0, 238, Fr.
	28 Dallas Rivers	6-1, 225, Jr.
WR	16 Kalija Lipscomb	6-1, 190, Fr.
	19 C.J. Duncan	5-11, 203, R-Jr.
	86 Latevius Rayford	6-1, 201, Sr.

Defense

DL	49 Jonathan Wynn	6-4, 258, R-Jr.
	34 Dare Odeyingbo	6-2, 262, So.
DL	69 Adam Butler	6-4, 295, Sr.
	94 Torey Agee	6-4, 285, Sr.
DL	77 Nifae Lealao	6-5, 312, Jr.
	74 Jay Woods	6-3, 285, R-Jr.
	44 Nehemiah Mitchell	6-4, 260, Sr.
OLB	99 Landon Stokes	6-4, 240, R-Jr.
	11 Charles Wright	6-3, 237, R-So.
ILB	41 Zach Cunningham	6-4, 230, R-Jr.
	43 Jordan Griffin	6-1, 224, R-So.
ILB	20 Oren Burks	6-3, 222, R-Jr.
	40 Ja'karri Thomas	6-1, 225, Sr.
	7 Emmanuel Smith	6-2, 219, Jr.
OLB	25 Josh Smith	6-3, 236, So.
	9 Caleb Peart	6-1, 234, R-Fr.
CB	31 Tre Herndon	6-1, 188, Jr.
	3 Taurean Ferguson	5-9, 190, R-Jr.
	21 Donovan Sheffield	5-11, 190, So.
SS	14 Ryan White	5-10, 188, R-Jr.
	26 Andrew Rector	6-0, 198, So.
FS	2 Arnold Tarpley	6-1, 200, Jr.
	13 LaDarius Wiley	6-1, 205, R-So.
CB	5 Torren McGaster	6-0, 198, Sr.
	8 Joejuan Williams	6-3, 202, Fr.
	30 Bryce Lewis	6-0, 185, R-So.

Special Teams

K	17 Tommy Openshaw	6-2, 195, R-Jr.
	98 Ryley Guay	5-10, 190, Fr.
P	19 Sam Loy	6-1, 195, Fr.
	97 Reid Nelson	6-2, 215, Jr.
H	37 Wilson Johnson	6-0, 212, Sr.
	97 Reid Nelson	6-2, 215, Jr.
PR	16 Kalija Lipscomb	6-1, 190, Fr.
	14 Ryan White	5-10, 188, R-Jr.
KR	6 Darrius Sims	5-9, 191, Sr.
	19 C.J. Duncan	5-11, 203, R-Jr.
SN	48 Jacob Schultz	6-4, 235, Sr.
	37 Wilson Johnson	6-0, 212, Sr.

**OFF. STARTERS**

	WR	WR	WR/TE/FB	TE	QB	RB	LT	LG	C	RG	RT
South Carolina	Sherfield	Lipscomb	Pinkney (TE)	Marcus	Shurmur	Webb	Holden	Crooks	Gouger	Reagan	Skule
Middle Tennessee	Sherfield	Lipscomb	McElwain (FB)	Marcus	Shurmur	Webb	Holden	Crooks	Gouger	Reagan	Skule
at Georgia Tech	Sherfield	Lipscomb	McElwain (FB)	Marcus	Shurmur	Webb	Holden	Crooks	Gouger	Reagan	Skule
at Western Kentucky	Sherfield	Lipscomb	Duncan (WR)	Pinkney	Shurmur	Webb	Holden	Crooks	Gouger	Reagan	Skule
Florida	Dowling (TE)	Lipscomb	Blasingame (RB)	Marcus	Shurmur	Webb	Holden	Pfeifer	Gouger	Reagan	Skule
at Kentucky	Sherfield	Lipscomb	Dowling (TE)	Marcus	Shurmur	Webb	Holden	Pfeifer	Gouger	Reagan	Skule
at Georgia	Pinkney (TE)	McElwain (FB)	Dowling (TE)	Marcus	Shurmur	Webb	Holden	Pfeifer	Gouger	Reagan	Skule
Tennessee State	Pinkney (TE)	Scott	McElwain (FB)	Marcus	Shurmur	Webb	Holden	Pfeifer	Gouger	Reagan	Skule
at Auburn	Sherfield	Lipscomb	Duncan	Marcus	Shurmur	Webb	Holden	Pfeifer	Gouger	Reagan	Skule
at Missouri	Sherfield	Lipscomb	Dowling (TE)	Marcus	Shurmur	Webb	Holden	Pfeifer	Gouger	Reagan	Skule
Ole Miss	Tennyson	Dobbs (TE)	Pinkney (TE)	Marcus	Shurmur	Webb	Holden	Pfeifer	Gouger	Reagan	Skule
Tennessee	Scott	Duncan	Pinkney	Marcus	Shurmur	Webb	Holden	Pfeifer	Gouger	Reagan	Skule

DEF. STARTERS

	DL	DL	DL	O/ILB	ILB	ILB	OLB	CB	SS	FS	CB
South Carolina	Wynn	Butler	Lealao	Burks	Cunningham	Bowden	Ferguson (N)	Herndon	White	Wiley	McGaster
Middle Tennessee	Ferguson (N)	Butler	Lealao	Burks	Cunningham	Bowden	Stokes	Herndon	White	Wiley	McGaster
at Georgia Tech	Wynn	Butler	Lealao	Burks	Cunningham	Bowden	Stokes	Herndon	White	Wiley	McGaster
at Western Kentucky	Wynn	Butler	Ferguson (N)	Burks	Cunningham	J. Thomas	Stokes	Herndon	White	Wiley	McGaster
Florida	Ferguson (N)	Butler	Lealao	Burks	Cunningham	J. Thomas	Stokes	Herndon	White	Wiley	Lewis
at Kentucky	Wynn	Butler	Lealao	Burks	Cunningham	J. Thomas	Ferguson (N)	Herndon	White	Wiley	McGaster
at Georgia	Wynn	Butler	Lealao	Burks	Cunningham	J. Thomas	Odeyingbo (DL)	Herndon	White	Tarpley	Lewis
Tennessee State	Wynn	Butler	Lealao	Stokes	Cunningham	J. Thomas	Ferguson (N)	Herndon	White	Tarpley	McGaster
at Auburn	Wynn	Butler	Lealao	Burks	Cunningham	J. Thomas	Odeyingbo (DL)	Herndon	White	Tarpley	McGaster
at Missouri	Odeyingbo	Butler	Lealao	Burks	Cunningham	T. Ferguson (N)	Stokes	Herndon	White	Tarpley	McGaster
Ole Miss	Wynn	Butler	Lealao	Burks	Cunningham	T. Ferguson (N)	Stokes	Herndon	Wiley	Tarpley	McGaster
Tennessee	Wynn	Butler	Ferguson (N)	J. Smith	Cunningham	Griffin	Stokes	Herndon	White	Tarpley	McGaster

EXPERIENCE ANALYSIS

The chart below shows Vanderbilt's offensive and defensive starting lineups over the last five years with numbers representing total starts by classes and percentages of total starts for the entire season.

Season	G	SR	JR	SO	FR	UpperCI%
2016	12 (6-6)	56 (21.2%)	127 (48.1%)	54 (20.5%)	27 (10.2%)	69.3%
2015	12 (4-8)	64 (24.2%)	79 (29.9%)	107 (40.5%)	14 (5.3%)	54.2%
2014	12 (3-9)	50 (18.9%)	72 (27.3%)	67 (25.4%)	75 (28.4%)	46.2%
2013	13 (9-4)	146 (51.1%)	62 (21.7%)	49 (17.1%)	29 (10.1%)	72.7%
2012	13 (9-4)	96 (33.6%)	122 (42.7%)	50 (17.5%)	18 (6.3%)	76.2%
2011	13 (6-7)	87 (30.4%)	106 (37.1%)	81 (28.3%)	12 (4.2%)	67.5%

SEASON/CAREER STARTS

OFFENSE	2016	2015	2014	2013	2012	TOT	STRK	DEFENSE	2016	2015	2014	2013	2012	TOT	STRK
R. Webb	12	12	12	-	-	36	36	A. Butler	12	8	9	6	-	35	12
W. Holden	12	12	10	0	-	34	34	T. McGaster	10	11	11	1	-	33	5
A. Jelks	0	-	12	10	-	22	0	O. Burks	10	12	7	-	-	29	0
B. Gouger	12	10	0	1	-	23	12	Z. Cunningham	12	9	5	0	-	26	20
T. Sherfield	7	12	0	-	-	19	0	T. Herndon	12	12	0	-	-	24	24
K. Shurmur	12	5	-	-	-	17	15	N. Bowden	3	2	11	-	-	16	0
N. Marcus	11	2	3	-	-	16	8	T. Ferguson	10	1	6	-	-	16	3
B. Reagan	12	2	-	-	-	14	14	J. Wynn	9	4	2	-	-	15	2
J. Skule	12	2	-	-	-	14	12	N. Lealao	10	5	0	-	-	14	0
L. Rayford	0	3	10	0	-	13	0	L. Stokes	8	6	0	-	-	13	3
C. Scott	2	9	1	-	-	12	1	A. Tarpley	6	7	0	-	-	13	6
C. Duncan	3	0	9	-	-	12	1	R. White	11	1	1	-	-	13	1
K. Lipscomb	8	-	-	-	-	8	0	J. Woods	0	5	5	-	-	10	0
E. Pfeifer	8	-	-	-	-	8	8	L. Wiley	7	0	0	-	-	7	0
J. Pinkney	7	-	-	-	-	7	2	N. Mitchell	0	7	-	-	-	7	0
D. Sims	0	6	0	0	-	6	0	J. Thomas	6	0	1	0	-	7	0
S. Dowling	4	2	0	0	-	6	0	D. Odeyingbo	3	0	-	-	-	3	0
D. Crooks	4	1	0	-	-	5	0	E. Smith	0	2	0	-	-	2	0
W. Freebeck	0	0	4	-	-	4	0	T. Agee	0	1	0	0	-	1	0
B. McElwain	4	-	-	-	-	4	0	B. Lewis	1	0	-	-	-	1	0
B. Granier	0	3	-	-	-	3	0	J. Griffin	1	0	-	-	-	1	1
K. Blasingame	1	1	-	-	-	2	0	J. Smith	1	0	-	-	-	1	1
S. Dobbs	1	1	-	-	-	2	0								
D. Tennyson	1	-	-	-	-	1	0								



2016 STATISTICS

SCORE (qtr)	1ST	2ND	3RD	4TH	OT	TOTAL
VANDERBILT	49	103	58	65	7	282
OPPONENTS	92	76	44	53	6	271

TEAM STATISTICS

	VANDERBILT	OPPONENT
SCORING	282	271
Points Per Game	23.5	22.6
FIRST DOWNS	235	245
Rushing	98	103
Passing	118	124
Penalty	19	18
RUSHING YARDAGE	1982	1985
Yards gained rushing	2282	2199
Yards lost rushing	300	214
Rushing Attempts	462	419
Average Per Rush	4.3	4.7
Average Per Game	165.2	165.4
TDs Rushing	24	13
PASSING YARDAGE	2328	2945
Att-Comp-Int	348-191-8	413-252-5
Average Per Pass	6.7	7.1
Average Per Catch	12.2	11.7
Average Per Game	194.0	245.4
TDs Passing	9	17
TOTAL OFFENSE	4310	4930
Total Plays	810	832
Average Per Play	5.3	5.9
Average Per Game	359.2	410.8
KICK RETURNS: #-Yards	32-768	37-784
PUNT RETURNS: #-Yards	17-67	18-93
INT RETURNS: #-Yards	5-63	8-107
KICK RETURN AVERAGE	24.0	21.2
PUNT RETURN AVERAGE	3.9	5.2
INT RETURN AVERAGE	12.6	13.4
FUMBLES-LOST	15-4	23-13
PENALTIES-Yards	63-535	79-721
Average Per Game	44.6	60.1
PUNTS-Yards	69-2729	56-2336
Average Per Punt	39.6	41.7
Net punt average	36.0	39.2
TIME OF POSSESSION/Game	31:56	28:04
3RD-DOWN Conversions	59/165	69/176
3rd-Down Pct	36%	39%
4TH-DOWN Conversions	4/14	6/17
4th-Down Pct	29%	35%
SACKS BY-Yards	15-78	27-187
MISC YARDS	46	0
TOUCHDOWNS SCORED	34	31
FIELD GOALS-ATTEMPTS	14-17	19-25
ON-SIDE KICKS	0-0	0-0
RED-ZONE SCORES	42-44 95%	29-44 66%
RED-ZONE TOUCHDOWNS	31-44 70%	20-44 45%
PAT-ATTEMPTS	34-34 100%	28-30 93%
ATTENDANCE	187451	351078
Games/Avg Per Game	6/31242	6/58513

GAME RESULTS

DATE	OPPONENT	W/L SCORE	OVERALL	CONF.	TIME	ATT.
9/1	S. Carolina	L 13-10	0-1	0-1	3:26	30,304
9/10	Middle Tenn.	W 47-24	1-1	0-1	3:41	29,627
9/17	at Ga. Tech	L 38-7	1-2	0-1	3:08	41,916
9/24	at WKU	W 31-30 (OT)	2-2	0-1	3:38	23,774
10/1	Florida	L 13-6	2-3	0-2	3:19	30,565
10/8	at Kentucky	L 20-13	2-4	0-3	3:30	55,030
10/15	at Georgia	W 17-16	3-4	1-3	3:18	92,746
10/22	Tennessee St.	W 35-17	4-4	1-3	3:12	31,084
11/5	at Auburn	L 23-16	4-5	1-4	3:21	87,451
11/12	at Missouri	L 26-17	4-6	1-5	3:38	50,261
11/19	Ole Miss	W 38-17	5-6	2-5	3:40	27,763
11/26	Tennessee	W 45-34	6-6	3-5	3:35	38,108

INDIVIDUAL STATISTICS

PASSING	GP	EFF.	ATT-COMP-INT	PCT	YARDS	TD	LONG	AVG/G
Kyle Shurmur	12	118.48	185-329-7	56.2	2251	9	76	187.6
Wade Freebeck	3	80.52	6-13-1	46.2	77	0	22	25.7
TEAM	8	0.00	0-4-0	0.0	0	0	0	0.0
K. Blasingame	12	0.00	0-1-0	0.0	0	0	0	0.0
Trent Sherfield	12	0.00	0-1-0	0.0	0	0	0	0.0
Total	12	115.01	191-348-8	54.9	2328	9	76	194.0
Opponents	12	132.08	252-413-5	61.0	2945	17	93	245.4

RUSHING	GP	ATT	GAIN	LOSS	NET	AVG	TD	LONG	AVG/G
Ralph Webb	12	229	1207	35	1172	5.1	12	49	97.7
K. Blasingame	12	95	451	4	447	4.7	9	22	37.2
Darrius Sims	11	38	285	21	264	6.9	1	33	24.0
Dallas Rivers	12	20	93	1	92	4.6	1	39	7.7
Josh Crawford	8	14	71	5	66	4.7	0	20	8.2
Trent Sherfield	12	6	52	0	52	8.7	1	19	4.3
D. Tennyson	7	4	31	3	28	7.0	0	16	4.0
Wade Freebeck	3	3	9	0	9	3.0	0	7	3.0
Sam Dobbs	12	1	5	0	5	5.0	0	5	0.4
Kalija Lipscomb	11	2	2	1	1	0.5	0	2	0.1
Bailey McElwain	12	1	0	0	0	0.0	0	0	0.0
Tommy Openshaw	12	1	0	2	-2	-2.0	0	0	-0.2
TEAM	8	4	0	7	-7	-1.8	0	0	-0.9
Sam Loy	12	1	-5	24	-29	-29.0	0	0	-2.4
Kyle Shurmur	12	43	81	197	-116	-2.7	0	14	-9.7
Total	12	462	2282	300	1982	4.3	24	49	165.2
Opponents	12	419	2199	214	1985	4.7	13	60	165.4

RECEIVING	GP	No.	YARDS	AVG	TD	LONG	AVG/G
C.J. Duncan	12	38	447	11.8	0	31	37.2
Trent Sherfield	12	31	448	14.5	1	76	37.3
Kalija Lipscomb	11	25	306	12.2	2	45	27.8
Jared Pinkney	12	22	274	12.5	2	28	22.8
Caleb Scott	12	20	417	20.9	0	66	34.8
Ralph Webb	12	19	153	8.1	0	37	12.8
Nathan Marcus	12	11	73	6.6	1	11	6.1
Bailey McElwain	12	6	35	5.8	2	18	2.9
Sam Dobbs	12	5	71	14.2	1	30	5.9
Darrius Sims	11	5	61	12.2	0	39	5.5
K. Blasingame	12	4	8	2.0	0	9	0.7
L. Rayford	10	2	16	8.0	0	14	1.6
Dallas Rivers	12	2	13	6.5	0	7	1.1
Sean Dowling	12	1	6	6.0	0	6	0.5
Total	12	191	2328	12.2	9	76	194.0
Opponents	12	252	2945	11.7	17	93	245.4



2016 STATISTICS

TOTAL OFFENSE	GP	PLAYS	RUSH	PASS	TOTAL	Avg/G
Kyle Shurmur	12	372	-116	2251	2135	177.9
Ralph Webb	12	229	1172	0	1172	97.7
K. Blasingame	12	96	447	0	447	37.2
Darrius Sims	11	38	264	0	264	24.0
Dallas Rivers	12	20	92	0	92	7.7
Wade Freebeck	3	16	9	77	86	28.7
Josh Crawford	8	14	66	0	66	8.2
Trent Sherfield	12	7	52	0	52	4.3
D. Tennyson	7	4	28	0	28	4.0
Sam Dobbs	12	1	5	0	5	0.4
Kalija Lipscomb	11	2	1	0	1	0.1
Tommy Openshaw	12	1	-2	0	-2	-0.2
TEAM	8	8	-7	0	-7	-0.9
Sam Loy	12	1	-29	0	-29	-2.4
Total	12	810	1982	2328	4310	359.2
Opponents	12	832	1985	2945	4930	410.8

ALL-PURPOSE	GP	RUSH	REC	PR	KOR	RET	TOTAL	AVG
Ralph Webb	12	1172	153	0	49	0	1374	114.5
Darrius Sims	11	264	61	-5	648	0	968	88.0
Trent Sherfield	12	52	448	0	0	0	500	41.7
C.J. Duncan	12	0	447	4	48	0	499	41.6
K. Blasingame	12	447	8	0	0	0	455	37.9
Caleb Scott	12	0	417	0	0	0	417	34.8
Kalija Lipscomb	11	1	306	78	0	0	385	35.0
Jared Pinkney	12	0	274	0	0	0	274	22.8
Dallas Rivers	12	92	13	0	0	0	105	8.8
Nathan Marcus	12	0	73	0	3	0	76	6.3
Sam Dobbs	12	5	71	0	0	0	76	6.3
Josh Crawford	8	66	0	0	0	0	66	8.2
Oren Burks	12	0	0	0	0	59	59	4.9
Bailey McElwain	12	0	35	0	0	0	35	2.9
D. Tennyson	7	28	0	0	0	0	28	4.0
L. Rayford	10	0	16	0	0	0	16	1.6
Ryan White	11	0	0	-10	20	0	10	0.9
Wade Freebeck	3	9	0	0	0	0	9	3.0
Sean Dowling	12	0	6	0	0	0	6	0.5
Tre Herndon	12	0	0	0	0	4	4	0.3
Tommy Openshaw	12	-2	0	0	0	0	-2	-0.2
TEAM	8	-7	0	0	0	0	-7	-0.9
Sam Loy	12	-29	0	0	0	0	-29	-2.4
Kyle Shurmur	12	-116	0	0	0	0	-116	-9.7
Total	12	1982	2328	67	768	63	5208	434.0
Opponents	12	1985	2945	93	784	107	5914	492.8

FIELD GOALS	FGM-FGA	%	1-29	30-39	40-49	50+	Lg	Blk
Tommy Openshaw	14-17	82.4	5-5	6-6	2-5	1-1	52	0

PUNTING	No.	Yds	Avg	Long	TB	FC	I-20	Blk
Sam Loy	64	2639	41.2	67	6	14	21	2
TEAM	3	34	11.3	28	0	0	0	0
Reid Nelson	2	56	28.0	35	0	0	0	0
Total	69	2729	39.6	67	6	14	21	2
Opponents	56	2336	41.7	62	3	20	24	0

SCORING	TDs	FGs	Kick	RUSH	REC	PASS	DXP	Saf	Pts
Tommy Openshaw	0	14-17	34-34	0-0	0	0-0	0	0	76
Ralph Webb	12	0-0	0-0	0-0	0	0-0	0	0	72
K. Blasingame	9	0-0	0-0	0-0	0	0-0	0	0	54
Kalija Lipscomb	2	0-0	0-0	0-0	0	0-0	0	0	12
Bailey McElwain	2	0-0	0-0	0-0	0	0-0	0	0	12
Trent Sherfield	2	0-0	0-0	0-0	0	0-0	0	0	12
Jared Pinkney	2	0-0	0-0	0-0	0	0-0	0	0	12
T. Ferguson	1	0-0	0-0	0-0	0	0-0	0	0	6
Nathan Marcus	1	0-0	0-0	0-0	0	0-0	0	0	6
Sam Dobbs	1	0-0	0-0	0-0	0	0-0	0	0	6
Dallas Rivers	1	0-0	0-0	0-0	0	0-0	0	0	6
Darrius Sims	1	0-0	0-0	0-0	0	0-0	0	0	6
TEAM	0	0-0	0-0	0-0	0	0-0	0	1	2
Total	34	14-17	34-34	0-0	0	0-0	0	1	282
Opponents	31	19-25	28-30	0-0	0	0-1	0	0	271

KICKOFF RETURNS	No.	Yds	Avg	TD	Long
Darrius Sims	23	648	28.2	0	95
C.J. Duncan	5	48	9.6	0	17
Ralph Webb	2	49	24.5	0	26
Ryan White	1	20	20.0	0	20
Nathan Marcus	1	3	3.0	0	3
Kalija Lipscomb	0	0	0.0	0	0
Total	32	768	24.0	0	95
Opponents	37	784	21.2	0	67

PUNT RETURNS	No.	Yds	Avg	TD	Long
Kalija Lipscomb	9	78	8.7	0	17
Ryan White	5	-10	-2.0	0	4
C.J. Duncan	2	4	2.0	0	3
Darrius Sims	1	-5	-5.0	0	0
Total	17	67	3.9	0	17
Opponents	18	93	5.2	0	28

FIELD GOAL SEQUENCE	VANDERBILT	OPPONENT
South Carolina	(36),45	(48),(55)
Middle Tennessee	(32)	(39),44
at Georgia Tech	(41)	--
at Western Kentucky	(22)	25,(25)
Florida	(38),(27)	(42),(26)
at Kentucky	(48),49,(26)	(46),(28)
at Georgia	(38)	(45),(22),(36)
Tennessee State	48	(37)
at Auburn	(52),(34),(47)	(45),(53),(33),35
at Missouri	(24)	55,21
Ole Miss	(24)	(23)
Tennessee	(31)	(41),(25),37

Numbers in (parentheses) indicate successful field goals.



2016 STATISTICS

PASSING

	Com-Att-Yds-TD-Int	
	K. Shurmur	W. Freebeck
S. Carolina	8-22-73-0-0	0-1-0-0-0
Middle Tennessee	15-28-113-1-0	DNP
at Georgia Tech	17-26-149-1-1	3-5-41-0-0
at WKU	18-29-279-1-1	DNP
Florida	9-25-82-0-1	3-7-36-0-1
at Kentucky	17-29-141-0-0	DNP
at Georgia	7-18-109-0-0	DNP
Tennessee State	15-23-143-1-0	DNP
at Auburn	24-36-221-1-1	DNP
at Missouri	17-29-252-0-2	DNP
Ole Miss	17-30-273-2-0	DNP
Tennessee	21-34-416-2-1	DNP
TOTALS	185-329-2251-9-7	6-13-77-0-1

RUSHING

	#-Yds/TD	SC	MT	GT	WKU	FLA	UK	UGA	TSU	AU	MIZ	MISS	TENN
Ralph Webb	229-1172/12	20-97/0	29-211/2	18-69/0	27-95/3	24-110/0	18-100/0	19-48/1	9-125/0	13-46/0	11-34/1	20-123/3	21-114/2
K. Blasingame	95-447/9	15-68/1	6-19/2	5-11/0	6-19/0	5-41/0	5-26/0	5-17/1	14-100/3	9-30/0	14-64/1	9-36/0	2-16/1
Darrius Sims	38-264/1	DNP	-	-	1-(-6)/0	2-23/0	-	1-18/0	5-50/0	5-29/0	7-86/0	10-48/0	7-16/1
Dallas Rivers	20-92/1	-	5-7/1	2-6/0	-	-	-	-	4-9/0	-	1-3/0	2-15/0	6-52/0
Josh Crawford	14-66/0	DNP	1-5/0	2-1/0	DNP	2-10/0	1-3/0	-	6-49/0	1-(-4)/0	1-2/0	DNP	DNP
Trent Sherfield	6-52/1	1-9/0	1-4/0	-	-	-	-	-	1-14/1	3-25/0	-	-	-
D. Tennyson	4-28/0	1-(-3)/0	-	-	DNP	DNP	DNP	-	1-13/0	DNP	1-16/0	1-2/0	DNP
Wade Freebeck	3-9/0	2-7/0	DNP	1-2/0	DNP	-	DNP	DNP	DNP	DNP	DNP	DNP	DNP
Sam Dobbs	1-5/0	-	-	-	-	-	-	-	-	-	-	-	1-5/0
Kalija Lipscomb	2-1/0	1-(-1)/0	-	-	-	-	-	-	-	1-2/0	-	DNP	-
Bailey McElwain	1-0/0	-	-	-	-	-	-	-	-	-	-	1-0/0	-
Tommy Openshaw	1-(-2)/0	-	1-(-2)/0	-	-	-	-	-	-	-	-	-	-
TEAM	4-(-7)/0	DNP	-	DNP	-	-	-	3-(-6)/0	-	-	DNP	1-(-1)/0	DNP
Kyle Shurmur	43-(-116)/0	2-(-8)/0	2-(-13)/0	2-(-4)/0	8-2/0	3-(-8)/0	8-12/0	4-(-15)/0	2-(-2)/0	1-(-8)/0	8-(-46)/0	2-(-15)/0	1-(-11)/0

RECEIVING

	#-Yds/TD	SC	MT	GT	WKU	FLA	UK	UGA	TSU	AU	MIZ	MISS	TENN
Trent Sherfield	31-448/1	-	4-26/0	2-22/0	2-38/0	-	4-21/0	2-19/0	3-15/0	1-9/0	2-42/0	2-72/1	9-184/0
C.J. Duncan	38-447/0	2-24/0	1-(-2)/0	1-22/0	5-66/0	3-31/0	5-51/0	-	4-33/0	7-79/0	5-89/0	4-40/0	1-14/0
Caleb Scott	20-417/0	-	-	3-31/0	1-66/0	1-11/0	-	1-12/0	-	4-70/0	3-63/0	3-47/0	4-117/0
Kalija Lipscomb	25-306/2	1-15/0	1-16/1	6-59/1	3-56/0	3-43/0	3-11/0	1-27/0	2-26/0	3-25/0	2-28/0	DNP	-
Jared Pinkney	22-274/2	-	2-32/0	3-24/0	3-41/0	-	1-16/0	-	4-50/1	3-17/1	1-11/0	3-41/0	2-42/0
Ralph Webb	19-153/0	3-28/0	1-(-5)/0	2-15/0	2-4/0	2-17/0	1-5/0	2-44/0	1-15/0	2-3/0	1-6/0	-	2-21/0
Sam Dobbs	5-71/1	-	2-18/0	-	1-3/0	-	1-30/0	-	-	-	-	-	1-20/1
Darrius Sims	5-61/0	DNP	-	-	-	-	-	-	1-4/0	-	1-4/0	2-53/0	1-0/0
Bailey McElwain	6-35/2	-	1-4/0	-	-	-	-	1-7/0	-	1-0/0	1-3/0	1-3/1	1-18/1
L. Rayford	2-16/0	-	-	1-2/0	DNP	DNP	-	-	-	1-14/0	-	-	-
Dallas Rivers	2-13/0	-	-	1-7/0	-	-	-	-	-	1-6/0	-	-	-
K. Blasingame	4-8/0	1-0/0	1-9/0	-	-	1-1/0	-	-	-	1-(-2)/0	-	-	-
Sean Dowling	1-6/0	-	1-6/0	-	-	-	-	-	-	-	-	-	-

PUNT RETURNS

	#-Yds	SC	MT	GT	WKU	FLA	UK	UGA	TSU	AU	MIZ	MISS	TENN
Kalija Lipscomb	9-78	-	1-11	1-7	1-3	2-14	-	3-27	-	-	1-16	DNP	-
C.J. Duncan	2-4	2-4	-	-	-	-	-	-	-	-	-	-	-
Darrius Sims	1-(-5)	DNP	-	-	-	-	-	-	-	-	-	1-(-5)	-
Ryan White	5-(-10)	-	1-0	-	-	-	4-(-10)	-	-	-	-	DNP	-

KICK RETURNS

	#-Yds	SC	MT	GT	WKU	FLA	UK	UGA	TSU	AU	MIZ	MISS	TENN
Darrius Sims	23-648	DNP	3-95	3-57	3-69	-	3-109	2-124	1-27	-	2-42	1-20	5-105
Ralph Webb	2-49	2-49	-	-	-	-	-	-	-	-	-	-	-
C.J. Duncan	5-48	-	-	-	-	-	-	-	1-7	2-16	-	2-25	-
Ryan White	1-20	-	1-20	-	-	-	-	-	-	-	-	DNP	-
Nathan Marcus	1-3	-	-	-	-	-	1-3	-	-	-	-	-	-



2016 STATISTICS

DEFENSIVE STATS

#	Name	GP	Tackles			TFL/Yds	Sacks No-Yards	Pass Def		QBH	Fumbles		Blocked	
			Solo	Ast	Total			Int-Yds	BrUp		Rcv-Yds	FF	Kick	Saf
41	Zach Cunningham	12-12	68	51	119	16.5-31	.	.	3	1	4-13	2	1	.
13	LaDarius Wiley	12-7	49	26	75	2.5-16	1.0-11	.	3	.	2-55	2	.	.
14	Ryan White	11-10	46	24	70	3.5-6	.	.	5	.	.	2	.	.
20	Oren Burks	12-10	38	18	56	6.5-22	3.5-17	1-59	6	5	.	1	.	.
5	Torren McGaster	12-10	38	18	56	3.0-6	.	1-0	10	1	2-0	.	.	.
40	Ja'karri Thomas	12-6	28	25	53	3.5-5
3	T. Ferguson	12-9	37	14	51	3.0-8	.	1-0	6	.	1-22	2	.	.
31	Tre Herndon	12-12	26	11	37	0.5-3	.	2-4	8	.	1-27	.	.	.
2	Arnold Tarpley	11-6	21	7	28	2.0-11	0.5-5	.	2	.	1-0	1	.	.
69	Adam Butler	12-12	15	9	24	7.5-38	4.0-26	.	1	2
49	Jonathan Wynn	11-9	17	7	24	2.0-2	1.0-1	.	2	3
77	Nifae Lealao	12-10	14	7	21	4.0-7	2.5-3	.	3	1
43	Jordan Griffin	12-1	12	7	19	1.5-2
34	Dare Odeyingbo	12-3	9	9	18	4.0-13	1.0-7	.	1	1	1-0	.	.	.
8	J. Williams	10-0	11	4	15	0.5-0	.	.	1
99	Landon Stokes	12-8	7	8	15	0.5-1	0.5-1	.	1	4
52	Nigel Bowden	3-3	5	9	14
11	Charles Wright	11-0	7	4	11	3.5-14	.	.	.	2	1-0	1	.	.
30	Bryce Lewis	12-2	7	3	10
94	Torey Agee	12-0	2	7	9	1
28	Dallas Rivers	12-0	3	4	7
21	D. Sheffied	12-0	4	3	7
7	Emmanuel Smith	8-0	4	2	6	.	.	.	1
44	N. Mitchell	10-0	.	6	6	0.5-1	.	.	1	1
74	Jay Woods	12-1	2	4	6	0.5-4	0.5-4
9	Caleb Peart	10-0	3	2	5
17	Tommy Openshaw	12-0	3	1	4
87	W. Guillory	5-0	2	2	4
25	Josh Smith	8-1	2	1	3	0.5-3	0.5-3	.	.	1
6	Darrius Sims	11-0	2	1	3
83	Nathan Marcus	12-11	2	1	3
39	Bailey McElwain	12-4	2	1	3
10	Trent Sherfield	12-7	2	.	2
7	Ralph Webb	12-12	1	1	2	1	.	.
23	K. Blasingame	12-1	1	1	2
1L	Sam Loy	12-0	1	.	1	0--3	.	.	.
26	Andrew Rector	3-0	.	1	1
89	Sean Dowling	12-4	1	.	1
24	Jalen Banks	10-0	1	.	1
19	C.J. Duncan	12-3	.	1	1
14	Kyle Shurmur	12-12	1	.	1
16	Kalija Lipscomb	11-8	1	.	1
TM	TEAM	8-0	1
Total		12-0	495	300	795	66-193	15-78	5-63	54	23	13-114	12	1	1
Opponents		12-0	480	299	779	71.0-283	27-187	8-107	46	33	4-0	7	2	0

INTERCEPTIONS/RET.	No.-Yds	SC	MT	GT	WKU	FLA	UK	UGA	TSU	AU	MIZ	MISS	TENN
Tre Herndon	2-4	-	-	-	1-0	-	1-4	-	-	-	-	-	-
Torren McGaster	1-0	-	-	-	-	-	-	-	1-0	-	-	-	-
T. Ferguson	1-0	-	-	1-0	-	-	-	-	-	-	-	-	-
Oren Burks	1-59	-	1-59	-	-	-	-	-	-	-	-	-	-

QB SACKS	UA-A-TOTAL	SC	MT	GT	WKU	FLA	UK	UGA	TSU	AU	MIZ	MISS	TENN
Adam Butler	3-2-4.0	-	-	-	-	2.0-13	-	-	-	-	-	0.5-3	1.5-10
Oren Burks	3-1-3.5	-	1.0-7	-	1.0-1	-	-	-	1.0-5	-	-	0.5-4	-
Nifae Lealao	2-1-2.5	-	-	-	-	-	-	-	1.5-2	-	1.0-1	-	-
Jonathan Wynn	1-0-1.0	-	-	-	-	-	-	-	-	-	DNP	1.0-1	-
Dare Odeyingbo	1-0-1.0	-	-	1.0-7	-	-	-	-	-	-	-	-	-
LaDarius Wiley	1-0-1.0	-	-	-	-	-	-	1.0-11	-	-	-	-	-
Jay Woods	0-1-0.5	-	-	-	-	-	-	-	-	-	-	0.5-4	-
Josh Smith	0-1-0.5	DNP	-	DNP	-	-	DNP	DNP	-	-	-	-	0.5-3
Landon Stokes	0-1-0.5	-	-	-	-	-	-	-	0.5-1	-	-	-	-
Arnold Tarpley	0-1-0.5	-	-	DNP	-	-	-	-	-	-	-	0.5-5	-



2016 STATISTICS

TACKLES	SOLO-ASSISTED-TOTAL	SC	MT	GT	WKU	FLA	UK	UGA	TSU	AU	MIZ	MISS	TENN
Zach Cunningham	68-51-119	6-6	5-5	7-0	4-5	5-9	7-3	6-13	1-3	6-3	9-1	3-2	9-1
LaDarius Wiley	49-26-75	3-1	1-3	5-3	3-4	4-6	5-3	4-3	3-0	5-2	6-0	3-1	7-0
Ryan White	46-24-70	3-2	4-6	3-0	4-1	1-3	5-4	6-6	5-1	5-1	-	DNP	10-0
Oren Burks	38-18-56	5-1	2-2	2-3	4-0	0-2	2-1	0-3	1-1	2-2	7-1	5-1	8-1
Torren McGaster	38-18-56	0-2	4-2	1-3	7-2	5-2	1-1	5-4	1-0	6-1	3-1	2-0	3-0
Ja'karri Thomas	28-25-53	-	-	2-0	3-6	4-7	10-0	2-6	2-2	3-3	1-0	1-1	-
T. Ferguson	37-14-51	2-0	2-4	1-0	4-1	1-1	6-1	1-4	2-1	2-2	5-0	8-0	3-0
Tre Herndon	26-11-37	1-2	3-1	2-0	5-0	1-3	2-2	0-1	3-1	1-1	2-0	2-0	4-0
Arnold Tarpley	21-7-28	2-0	3-0	DNP	2-0	-	0-1	4-2	2-2	-	3-1	4-1	1-0
Jonathan Wynn	17-7-24	1-0	-	1-0	2-1	0-1	2-0	1-2	1-2	4-0	DNP	1-0	4-1
Adam Butler	15-9-24	1-0	0-1	3-0	1-0	3-2	0-1	0-1	0-1	2-0	3-0	0-2	2-1
Nifae Lealao	14-7-21	1-0	0-2	-	-	0-1	6-0	0-1	1-1	0-1	2-0	2-1	2-0
Jordan Griffin	12-7-19	1-0	1-1	1-0	-	0-1	-	-	0-2	2-2	-	5-1	2-0
Dare Odeyingbo	9-9-18	2-1	0-1	2-1	-	1-0	-	0-3	1-0	2-2	-	1-0	0-1
J. Williams	11-4-15	1-0	1-0	1-0	0-1	DNP	-	1-1	1-1	DNP	2-0	2-0	2-1
Landon Stokes	7-8-15	1-0	0-1	2-0	0-1	0-1	1-0	0-2	1-2	-	0-1	2-0	-
Nigel Bowden	5-9-14	1-2	1-5	3-2	DNP	DNP	DNP	DNP	DNP	DNP	DNP	DNP	DNP
Charles Wright	7-4-11	1-0	1-0	1-0	-	2-0	1-0	0-2	DNP	-	-	0-2	1-0
Bryce Lewis	7-3-10	1-0	0-1	-	-	1-1	-	2-1	-	1-0	1-0	1-0	-
Torey Agee	2-7-9	1-1	0-1	1-1	-	-	-	0-1	0-1	0-1	-	-	0-1
Dallas Rivers	3-4-7	-	-	-	-	-	-	0-1	0-2	-	2-1	-	1-0
D. Sheffield	4-3-7	1-0	1-1	-	-	0-1	-	0-1	-	-	2-0	-	-
Emmanuel Smith	4-2-6	-	1-1	1-0	-	DNP	-	2-1	-	DNP	-	DNP	DNP
N. Mitchell	0-6-6	0-1	0-2	DNP	-	-	-	-	-	0-1	0-1	0-1	DNP
Jay Woods	2-4-6	-	0-2	0-1	-	-	-	-	1-0	-	-	1-1	-
Caleb Peart	3-2-5	DNP	2-1	-	-	-	-	0-1	1-0	-	-	DNP	-
Tommy Openshaw	3-1-4	-	0-1	-	-	-	2-0	-	-	-	-	-	1-0
W. Guillory	2-2-4	DNP	DNP	DNP	DNP	DNP	DNP	DNP	-	0-1	1-1	1-0	-
Bailey McElwain	2-1-3	-	-	-	-	0-1	-	-	1-0	-	1-0	-	-
Nathan Marcus	2-1-3	-	1-0	-	-	1-0	0-1	-	-	-	-	-	-
Darrius Sims	2-1-3	DNP	0-1	-	-	1-0	-	-	-	-	-	1-0	-
Josh Smith	2-1-3	DNP	1-0	DNP	-	-	DNP	DNP	-	-	1-0	-	0-1
Trent Sherfield	2-0-2	-	1-0	-	-	-	-	-	-	-	1-0	-	-
Ralph Webb	1-1-2	-	1-1	-	-	-	-	-	-	-	-	-	-
K. Blasingame	1-1-2	-	-	-	-	-	-	-	0-1	-	-	-	1-0
Sean Dowling	1-0-1	-	-	-	-	1-0	-	-	-	-	-	-	-
Andrew Rector	0-1-1	0-1	DNP	-	DNP	-	DNP	DNP	DNP	DNP	DNP	DNP	DNP
Jalen Banks	1-0-1	1-0	DNP	DNP	-	-	-	-	-	-	-	-	-
C.J. Duncan	0-1-1	-	-	-	-	-	-	-	-	0-1	-	-	-
Kalija Lipscomb	1-0-1	-	-	-	1-0	-	-	-	-	-	-	DNP	-
Kyle Shurmur	1-0-1	-	-	1-0	-	-	-	-	-	-	-	-	-
Sam Loy	1-0-1	-	-	-	-	-	-	-	-	1-0	-	-	-

FUMBLES	FF/FR	SC	MT	GT	WKU	FLA	UK	UGA	TSU	AU	MIZ	MISS	TENN
Oren Burks	1/0	1/0	0/0	0/0	0/0	0/0	0/0	0/0	0/0	0/0	0/0	0/0	0/0
Charles Wright	1/1	0/1	0/0	0/0	0/0	0/0	0/0	0/0	0/0	0/0	0/0	0/0	1/0
Zach Cunningham	2/4	0/1	1/0	0/0	0/0	0/0	0/0	0/0	0/0	0/1	0/0	0/1	1/1
Ralph Webb	1/0	0/0	1/0	0/0	0/0	0/0	0/0	0/0	0/0	0/0	0/0	0/0	0/0
LaDarius Wiley	2/2	0/0	0/1	0/0	0/0	0/0	0/0	0/0	1/0	1/0	0/1	0/0	0/0
Tre Herndon	0/1	0/0	0/0	0/0	0/1	0/0	0/0	0/0	0/0	0/0	0/0	0/0	0/0
Torren McGaster	0/2	0/0	0/0	0/0	0/1	0/1	0/0	0/0	0/0	0/0	0/0	0/0	0/0
T. Ferguson	2/1	0/0	0/0	0/0	1/0	0/0	0/1	0/0	0/0	0/0	1/0	0/0	0/0
Arnold Tarpley	1/1	0/0	0/0	0/0	1/0	0/0	0/0	0/0	0/0	0/0	0/0	0/0	0/1
Ryan White	2/0	0/0	0/0	0/0	0/0	0/0	1/0	0/0	1/0	0/0	0/0	0/0	0/0
Dare Odeyingbo	0/1	0/0	0/0	0/0	0/0	0/0	0/0	0/0	0/0	0/0	0/0	0/0	0/0



2016 STATISTICS

GAME-BY-GAME TEAM COMPARISONS (NOTE: GAME TOTALS ARE DISPLAYED IN THE FORMAT TEAM/OPPONENT FOR EACH CATEGORY)

	SCORE	1ST DOWNS	RUSHING	PASSING	RUSH Yds	PASS Yds	PLAYS-TOTAL Yds	RET. Yds	TURNOVERS
South Carolina	L 13-10	14/14	9/4	4/10	42-169/32-121	73/187	65-242/62-308	53/8	0/2
Middle Tennessee	W 47-24	20/25	12/6	6/19	45-231/21-96	113/399	73-344/86-495	240/96	1/2
at Georgia Tech	L 38-7	17/21	4/14	12/5	30-85/46-289	190/222	61-275/63-511	64/114	1/1
at Western Kentucky	W 31-30	19/27	5/12	10/12	42-110/33-205	279/291	71-389/74-496	99/9	1/3
Florida	L 13-6	21/15	10/6	8/7	37-147/35-92	118/144	69-265/63-236	11/31	3/1
at Kentucky	L 20-13	18/20	9/18	9/2	32-141/52-258	141/49	62-282/76-307	128/71	1/2
at Georgia	W 17-16	9/23	3/4	5/17	32-62/35-75	109/346	50-171/75-421	151/43	0/0
Tennessee State	W 35-17	28/19	16/7	9/10	42-358/23-125	143/285	66-501/53-410	34/59	0/2
at Auburn	L 23-16	22/16	6/11	15/4	33-120/45-271	221/115	71-341/62-386	16/109	1/1
at Missouri	L 26-17	18/20	7/7	10/10	43-159/37-187	252/294	73-411/74-481	58/122	2/1
Ole Miss	W 38-17	22/18	9/4	12/12	46-208/27-90	273/273	76-481/78-363	53/160	1/1
Tennessee	W 45-34	27/27	8/10	18/16	38-192/33-176	416/340	73-608/67-516	105/162	1/2
Totals	282-271	235/245	98/103	118/124	462-1982/419-1985	2328/2945	810-4310/832-4930	1012/984	12/18

GAME-BY-GAME TEAM COMPARISONS (NOTE: GAME TOTALS ARE DISPLAYED IN THE FORMAT TEAM/OPPONENT FOR EACH CATEGORY)

	3RD DOWN	4TH DOWN	TIME POSS	MARGIN	Yds/RUSH	Yds/PASS	Yds/PLAY	PUNTING	PENALTY Yds
South Carolina	4-15/6-16	0-1/0-0	33:15/26:45	6:30	4.0/3.8	3.2/6.2	3.7/5.0	8-37.1/7-39.9	33/51
Middle Tennessee	4-12/10-19	1-2/0-2	31:02/28:58	2:04	5.1/4.6	4.0/6.1	4.7/5.8	5-39.4/4-38.5	40/92
at Georgia Tech	4-13/8-15	0-1/0-1	30:28/29:32	0:56	2.8/6.3	6.1/13.1	4.5/8.1	8-40.1/4-42.5	45/55
at Western Kentucky	8-16/3-12	0-0/2-3	32:23/27:37	4:46	2.6/6.2	9.6/7.1	5.5/6.7	6-32.7/3-42.0	51/88
Florida	5-15/6-15	0-1/0-0	32:55/27:05	5:50	4.0/2.6	3.7/5.1	3.8/3.7	6-47.5/7-51.9	47/45
at Kentucky	3-12/4-15	0-2/3-3	27:16/32:44	-5:28	4.4/5.0	4.7/2.0	4.5/4.0	5-42.2/5-36.2	35/42
at Georgia	4-14/6-17	0-0/1-2	24:56/35:04	-10:08	1.9/2.1	6.1/8.6	3.4/5.6	8-47.2/6-38.0	45/53
Tennessee State	4-9/2-7	1-1/0-1	33:05/26:55	6:10	8.5/5.4	6.0/9.5	7.6/7.7	2-38.0/3-39.3	63/63
at Auburn	7-16/4-12	1-2/0-0	35:09/24:51	10:18	3.6/6.0	5.8/6.8	4.8/6.2	4-41.8/2-46.5	26/56
at Missouri	3-14/10-19	0-2/0-1	36:27/23:33	12:54	3.7/5.1	8.4/7.9	5.6/6.5	7-34.6/6-41.5	80/90
Ole Miss	5-15/5-18	1-1/0-3	34:49/25:11	9:38	4.5/3.3	9.1/5.4	6.3/4.7	8-36.6/7-42.4	40/51
Tennessee	8-14/5-11	0-1/0-1	31:31/28:29	3:02	5.1/5.3	11.9/10.0	8.3/7.7	2-33.0/2-39.0	30/35
Totals	59-165/69-176	4-14/6-17	383:16/336:44	46:32	4.3/4.7	6.7/7.1	5.3/5.9	69-39.6/56-41.7	535/721



2016 STATISTICS

3RD DOWNS

	SCORE	OVERALL	1ST QTR	2ND QTR	3RD QTR	4TH QTR
South Carolina	L 13-10	4-15 (26.7%)	3-5 (60.0%)	0-3 (0.0%)	0-3 (0.0%)	1-4 (25.0%)
Middle Tennessee	W 47-24	4-12 (33.3%)	1-4 (25.0%)	3-4 (75.0%)	0-2 (0.0%)	0-2 (0.0%)
at Georgia Tech	L 38-7	4-13 (30.8%)	3-4 (75.0%)	0-3 (0.0%)	0-2 (0.0%)	1-4 (25.0%)
at Western Kentucky	W 31-30	8-16 (50.0%)	0-3 (0.0%)	5-6 (83.3%)	2-3 (66.7%)	0-3 (0.0%)
Florida	L 13-6	5-15 (33.3%)	1-4 (25.0%)	1-3 (33.3%)	1-3 (33.3%)	2-5 (40.0%)
at Kentucky	L 20-13	3-12 (25.0%)	1-3 (33.3%)	0-2 (0.0%)	1-3 (33.3%)	1-4 (25.0%)
at Georgia	W 17-16	4-14 (28.6%)	0-3 (0.0%)	2-4 (50.0%)	0-3 (0.0%)	2-4 (50.0%)
Tennessee State	W 35-17	4-9 (44.4%)	0-1 (0.0%)	1-2 (50.0%)	0-2 (0.0%)	3-4 (75.0%)
at Auburn	L 23-16	7-16 (43.8%)	1-4 (25.0%)	3-4 (75.0%)	3-4 (75.0%)	0-4 (0.0%)
at Missouri	L 26-17	3-14 (21.4%)	1-3 (33.3%)	1-5 (20.0%)	1-2 (50.0%)	0-4 (0.0%)
Ole Miss	W 38-17	5-15 (33.3%)	0-2 (0.0%)	2-5 (40.0%)	1-3 (33.3%)	2-5 (40.0%)
Tennessee	W 45-34	8-14 (57.1%)	1-3 (33.3%)	1-3 (33.3%)	4-5 (80.0%)	2-3 (66.7%)
Totals		59-165 (35.8%)	12-39 (30.8%)	19-44 (43.2%)	13-35 (37.1%)	14-46 (30.4%)
Opponents		69-176 (39.2%)	12-34 (35.3%)	17-48 (35.4%)	22-43 (51.2%)	18-51 (35.3%)

4TH DOWNS

	SCORE	OVERALL	1ST QTR	2ND QTR	3RD QTR	4TH QTR
South Carolina	L 13-10	0-1 (0.0%)	0-0 (0.0%)	0-0 (0.0%)	0-0 (0.0%)	0-1 (0.0%)
Middle Tennessee	W 47-24	1-2 (50.0%)	0-0 (0.0%)	0-0 (0.0%)	1-2 (50.0%)	0-0 (0.0%)
at Georgia Tech	L 38-7	0-1 (0.0%)	0-0 (0.0%)	0-0 (0.0%)	0-1 (0.0%)	0-0 (0.0%)
at Western Kentucky	W 31-30	0-0 (0.0%)	0-0 (0.0%)	0-0 (0.0%)	0-0 (0.0%)	0-0 (0.0%)
Florida	L 13-6	0-1 (0.0%)	0-0 (0.0%)	0-0 (0.0%)	0-0 (0.0%)	0-1 (0.0%)
at Kentucky	L 20-13	0-2 (0.0%)	0-0 (0.0%)	0-0 (0.0%)	0-1 (0.0%)	0-1 (0.0%)
at Georgia	W 17-16	0-0 (0.0%)	0-0 (0.0%)	0-0 (0.0%)	0-0 (0.0%)	0-0 (0.0%)
Tennessee State	W 35-17	1-1 (100.0%)	0-0 (0.0%)	1-1 (100.0%)	0-0 (0.0%)	0-0 (0.0%)
at Auburn	L 23-16	1-2 (50.0%)	0-1 (0.0%)	0-0 (0.0%)	0-0 (0.0%)	1-1 (100.0%)
at Missouri	L 26-17	0-2 (0.0%)	0-0 (0.0%)	0-1 (0.0%)	0-0 (0.0%)	0-1 (0.0%)
Ole Miss	W 38-17	1-1 (100.0%)	0-0 (0.0%)	0-0 (0.0%)	1-1 (100.0%)	0-0 (0.0%)
Tennessee	W 45-34	0-1 (0.0%)	0-1 (0.0%)	0-0 (0.0%)	0-0 (0.0%)	0-0 (0.0%)
Totals		4-14 (28.6%)	0-2 (0.0%)	1-2 (50.0%)	2-5 (40.0%)	1-5 (20.0%)
Opponents		6-17 (35.3%)	2-2 (100.0%)	1-3 (33.3%)	1-1 (100.0%)	2-11 (18.2%)

VANDERBILT-INSIDE OPPONENT 20-YARD LINE

OPPONENT	SCORE	Times in RZ	Times SCORED	TOTAL PTS	TDs	RUSH TDs	PASS TDs	FG MADE	-----FAILED IN RED ZONE-----					
									FGA	DOWNs	INT	FUMB	HALF	GM
South Carolina	L 13-10	2	2	10	1	1	0	1	0	0	0	0	0	0
Middle Tennessee	W 47-24	7	7	45	6	5	1	1	0	0	0	0	0	0
at Georgia Tech	L 38-7	1	1	7	1	0	1	0	0	0	0	0	0	0
at Western Kentucky	W 31-30	5	5	31	4	3	1	1	0	0	0	0	0	0
Florida	L 13-6	2	2	6	0	0	0	2	0	0	0	0	0	0
at Kentucky	L 20-13	2	1	3	0	0	0	1	0	1	0	0	0	0
at Georgia	W 17-16	3	3	17	2	2	0	1	0	0	0	0	0	0
Tennessee State	W 35-17	4	4	28	4	4	0	0	0	0	0	0	0	0
at Auburn	L 23-16	2	2	10	1	0	1	1	0	0	0	0	0	0
at Missouri	L 26-17	4	3	17	2	2	0	1	0	1	0	0	0	0
Ole Miss	W 38-17	6	6	38	5	3	2	1	0	0	0	0	0	0
Tennessee	W 45-34	6	6	38	5	3	2	1	0	0	0	0	0	0
VU Season Totals: 42 of 44 (95.5%)		44	42	250	31	23	8	11	0	2	0	0	0	0

OPPONENTS-INSIDE VANDERBILT 20-YARD LINE

OPPONENT	SCORE	Times in RZ	Times SCORED	TOTAL PTS	TDs	RUSH TDs	PASS TDs	FG MADE	-----FAILED IN RED ZONE-----					
									FGA	DOWNs	INT	FUMB	HALF	GM
South Carolina	L 13-10	3	1	7	1	1	0	0	0	0	0	1	1	0
Middle Tennessee	W 47-24	4	3	21	3	0	3	0	0	1	0	0	0	0
at Georgia Tech	L 38-7	4	3	21	3	3	0	0	0	0	1	0	0	0
at Western Kentucky	W 31-30	6	4	23	3	2	1	1	1	0	1	0	0	0
Florida	L 13-6	3	2	10	1	1	0	1	0	0	0	1	0	0
at Kentucky	L 20-13	3	3	17	2	2	0	1	0	0	0	0	0	0
at Georgia	W 17-16	3	3	13	1	0	1	2	0	0	0	0	0	0
Tennessee State	W 35-17	2	2	10	1	0	1	1	0	0	0	0	0	0
at Auburn	L 23-16	3	2	10	1	1	0	1	1	0	0	0	0	0
at Missouri	L 26-17	5	2	13	2	1	1	0	1	0	0	1	1	0
Ole Miss	W 38-17	3	1	3	0	0	0	1	0	1	0	0	1	0
Tennessee	W 45-34	5	3	17	2	2	0	1	1	1	0	0	0	0
Opponent Season Totals: 29 of 44 (65.9%)		44	29	165	20	13	7	9	4	3	2	3	3	0



GAME 1

South Carolina
Sept. 1 | Nashville

NASHVILLE – Will Muschamp had no worries about sending Elliott Fry out for the longest field goal of his career. Even though this was the coach's first game with South Carolina, he had seen the kicker connect repeatedly in clutch situations.

Fry kicked a career-long 55-yard field goal with 35 seconds left, and the South Carolina Gamecocks rallied from a 10-point halftime deficit to beat Vanderbilt 13-10 Thursday night in Muschamp's debut as head coach.

Muschamp started Orth at quarterback and also played freshman Brandon McIlwain. But it was Orth who went back into the game in the third quarter and threw for 152 yards rallying the Gamecocks to their eighth straight victory over Vanderbilt in the Southeastern Conference opener for both teams.

Vanderbilt now is 0-3 in season openers under coach Derek Mason, though his Commodores did manage to score an offensive touchdown in the first half. But Tommy Openshaw missed a 45-yard field goal wide left with 3:44 left, and Vandy turned it over on downs with 14 seconds left.

"Every decision we made will be questioned," Mason said. "The bottom line is we didn't win this game. Now we have to get back to next week and play MTSU."

Fry also kicked a 48-yard field goal in the third quarter, and Deebo Samuel atoned for a fumbled punt in the first quarter by scoring an 8-yard TD on an end-around with 7:30 left. Fry had total confidence he could connect from 55 after barely coming up short from 62 in warmups.

TEAM	1	2	3	4	FINAL	RECORD
SC	0	0	3	10	13	1-0, 1-0
VU	3	7	0	0	10	0-1, 0-1

SCORING SUMMARY

Attendance: 30,304

Time: 3:26

Weather: 82, partly cloudy, wind N 17 mph

1st: VANDY: Openshaw 36-yd field goal, 5-13 3:23.

2nd: VANDY: Blasingame 1-yd run (Openshaw kick), 13-67 6:06.

3rd: SC: Fry 48-yd field goal, 10-47 4:47.

4th: SC: Samuel 8-yd run (Fry kick), 9-84 3:53. SC: Fry 55-yd field goal, 7-36 3:09.

STATISTICS	SC	VANDERBILT
FIRST DOWNS	14	14
RUSHES-YARDS (NET)	32-121	42-169
PASSING YDS (NET)	187	73
PASSES ATT-COMP-INT	30-16-0	23-8-0
TOTAL OFFENSE PLAYS-YARDS	62-308	65-242
FUMBLE RETURNS-YARDS	0-0	0-0
PUNT RETURNS-YARDS	2-8	2-4
KICKOFF RETURNS-YARDS	0-0	2-49
INTERCEPTION RETURNS-YARDS	0-0	0-0
PUNTS (NUMBER-AVG)	7-39.9	8-37.1
FUMBLES-LOST	2-2	1-0
PENALTIES-YARDS	7-51	5-33
POSSESSION TIME	26:45	33:15
THIRD-DOWN CONVERSIONS	6 OF 16	4 OF 15
FOURTH-DOWN CONVERSIONS	0 OF 0	0 OF 1
RED-ZONE SCORES-CHANCES	1-3	2-2
SACKS BY: NUMBER-YARDS	1-10	0-0

RUSHING: SC-Turner 13-70; B. McIlwain 7-29; Orth 5-8; Samuel 1-8; Williams 5-7; TEAM 1-(-1). VANDY-Webb 20-97; Blasingame 15-68; Sherfield 1-9; Freebeck 2-7; Lipscomb 1-(-1); Tennyson 1-(-3); Shurmur 2-(-8).

PASSING: SC-Orth 11-19-0-152; B. McIlwain 5-11-0-35.

VANDY-Shurmur 8-22-0-73; Freebeck 0-1-0-0.

RECEIVING: SC-Edwards 8-101; Turner 3-27; Samuel 2-36; Hurst 2-17; Crosby 1-6. VANDY-Webb 3-28; Duncan 2-24; Lipscomb 1-15; Marcus 1-6; Blasingame 1-0.

GAME 2

Middle Tennessee
Sept. 10 | Nashville

NASHVILLE – Vanderbilt coach Derek Mason turned the lights out in the locker room for 10 minutes during a weather delay that lasted for an hour, 44 minutes. He wanted his Commodores to picture themselves playing good football.

Aside from a blocked punt on the first play once the game resumed, Ralph Webb and the Commodores did just that.

Webb ran for a career-high 211 yards and two touchdowns as Vanderbilt easily handled the weather delay and beat Middle Tennessee 47-24 Saturday.

"We did what this team hasn't done since I've been here," Mason said. "I mean just responded all the way around."

Vanderbilt (1-1) took control with a 28-point second quarter after trailing 10-5 at the end of the first, the final two TDs coming after the storm. Middle Tennessee blocked a field goal on the first play after resuming the game, setting up Brent Stockstill's 5-yard TD pass to Ty Lee to pull within 19-17.

The Commodores answered by scoring two TDs in a span of 87 seconds, the last a 3-yard TD by Webb giving him 102 yards before halftime. Vanderbilt also forced two turnovers to win its second straight in this series against an in-state rival.

Stockstill finished with 399 yards passing and three TDs for Middle Tennessee (1-1), which was trying to start 2-0 for the first time since 2001.

TEAM	1	2	3	4	FINAL	RECORD
MT	10	7	7	0	24	1-1, 0-0
VU	5	28	0	14	47	1-1, 0-1

SCORING SUMMARY

Attendance: 29,627

Time: 3:41

Weather: 91, partly cloudy, wind SSW 14 mph

1st: VANDY: Openshaw 32-yd field goal, 4-(-1) 1:18. MT: ROOKER 39-yd field goal, 10-45 2:53. VANDY: Team safety. MT: JAMES 1-yd pass from STOCKSTILL (ROOKER kick), 11-79 3:22.

2nd: VANDY: Blasingame 3-yd run (Openshaw kick), 6-30 2:37. VANDY: Webb 1-yd run (Openshaw kick), 3-7 0:50. MT: LEE 5-yd pass from STOCKSTILL (ROOKER kick), 3-7 0:30. VANDY: Webb 3-yd run (Openshaw kick), 7-75 3:18. VANDY: Lipscomb 16-yd pass from Shurmur (Openshaw kick), 7-63 1:00.

3rd: MT: SMITH 4-yd pass from STOCKSTILL (ROOKER kick), 8-62 2:30.

4th: VANDY: Blasingame 1-yd run (Openshaw kick), 4-54 1:48. VANDY: Rivers 3-yd run (Openshaw kick), 6-40 2:5.

STATISTICS	MT	VANDERBILT
FIRST DOWNS	25	20
RUSHES-YARDS (NET)	21-96	45-231
PASSING YDS (NET)	399	113
PASSES ATT-COMP-INT	65-38-1	28-15-0
TOTAL OFFENSE PLAYS-YARDS	86-495	73-344
FUMBLE RETURNS-YARDS	0-0	1-55
PUNT RETURNS-YARDS	3-15	2-11
KICKOFF RETURNS-YARDS	4-81	4-115
INTERCEPTION RETURNS-YARDS	0-0	1-59
PUNTS (NUMBER-AVG)	4-38.5	5-39.4
FUMBLES-LOST	2-1	2-1
PENALTIES-YARDS	9-92	4-40
POSSESSION TIME	28:58	31:02
THIRD-DOWN CONVERSIONS	10 OF 19	4 OF 12
FOURTH-DOWN CONVERSIONS	0 OF 2	1 OF 2
RED-ZONE SCORES-CHANCES	3-4	7-7
SACKS BY: NUMBER-YARDS	2-13	1-7

RUSHING: MT-MATHERS 13-65; STOCKSTILL 5-24; WEST 2-11; GARNETT 1-(-4). VANDY-Webb 29-211; Blasingame 6-19; Rivers 5-7; Crawford 1-5; Sherfield 1-4; Openshaw 1-(-2); Shurmur 2-(-13).

PASSING: MT-STOCKSTILL, B. 38-65-1-399. VANDY-Shurmur 15-28-0-113.

RECEIVING: MT-JAMES 14-183; MATHERS 6-63; LEE 6-53; SMITH 5-57; WEST 3-2; ANDERSON 2-36; DUCKSWORTH 1-6; BROWN 1-6; STOCKSTILL 0-(-7). VANDY-Sherfield 4-26; Pinkney 2-32; Dobbs 2-18; Lipscomb 1-16; Blasingame 1-9; Marcus 1-9; Dowling 1-6; McIlwain 1-4; Duncan 1-(-2); Webb 1-(-5).

**GAME 3****Georgia Tech**
Sept. 17 | Atlanta

ATLANTA – Justin Thomas threw an 81-yard touchdown pass to Marcus Marshall on the first play of the game, Dedrick Mills ran for three touchdowns and Georgia Tech beat Vanderbilt 38-7 on Saturday, holding the Commodores scoreless in the final three quarters.

Mills ran for 58 yards with touchdown runs of 15, 4 and 5 yards. His last two scoring runs came in the third quarter, when Georgia Tech extended a 17-7 halftime lead.

Thomas threw for 136 yards and ran for 84 yards before sitting out the final quarter as Georgia Tech (3-0) remained undefeated against Vanderbilt (1-2) since World War II.

"Today was our day," Thomas said.

The Yellow Jackets gained momentum for Thursday night's visit from No. 5 Clemson as they won their sixth straight game in the series and improved to 12-0-1 against the Commodores since 1941.

Vanderbilt was held to 275 total yards, including 69 yards rushing on 18 carries by Ralph Webb, who led the Southeastern Conference in rushing through two games.

Georgia Tech produced a surprising 222 yards passing, including a late 77-yarder from backup Matthew Jordan to Clinton Lynch.

The Commodores were held to 85 yards rushing while averaging only 2.8 yards per carry.

Vanderbilt coach Derek Mason gave credit to Georgia Tech defenders for looking "sort of like popcorn" as they shed blockers.

TEAM	1	2	3	4	FINAL	RECORD
VU	7	0	0	0	7	1-2,0-1
GT	14	3	14	7	38	3-0,1-0

SCORING SUMMARY

Attendance: 41,916 **Time:** 3:08
Weather: 81, partly cloudy, wind E 6 mph

1st: GT: Marshall 81-yd pass from Thomas (Butker kick), 1-81 0:14. VANDY: Lipscomb 10-yd pass from Shurmur (Openshaw kick), 11-75 5:20. GT: Mills 15-yd run (Butker kick), 8-64 4:21.

2nd: GT: Butker 41-yd field goal, 11-60 2:24.

3rd: GT: Mills 4-yd run (Butker kick), 10-72 4:49. GT: Mills, D. 5-yd run (Butker kick), 5-64 2:46.

4th: GT: Lynch 77-yd pass from Jordan (Butker kick), 3-75 1:21.

STATISTICS	VANDERBILT	GT
FIRST DOWNS	17	21
RUSHES-YARDS (NET)	30-85	46-289
PASSING YDS (NET)	190	222
PASSES ATT-COMP-INT	31-20-1	17-8-1
TOTAL OFFENSE PLAYS-YARDS	61-275	63-511
FUMBLE RETURNS-YARDS	0-0	0-0
PUNT RETURNS-YARDS	1-7	0-0
KICKOFF RETURNS-YARDS	3-57	2-50
INTERCEPTION RETURNS-YARDS	1-0	1-64
PUNTS (NUMBER-AVG)	8-40.1	4-42.5
FUMBLES-LOST	0-0	1-0
PENALTIES-YARDS	5-45	4-55
POSSESSION TIME	30:28	29:32
THIRD-DOWN CONVERSIONS	4 OF 13	8 OF 15
FOURTH-DOWN CONVERSIONS	0 OF 1	0 OF 1
RED-ZONE SCORES-CHANCES	1-1	3-4
SACKS BY: NUMBER-YARDS	1-7	1-9

RUSHING: VANDY-Webb 18-69; Blasingame 5-11; Rivers 2-6; Freebeck 1-2; Crawford 2-1; Shurmur 2-(-4). GT-Thomas 11-84; Lynch 3-77; Mills 14-58; Green 2-23; Searcy 2-12; Willis 1-11; McClellan 1-9; Marshall 3-8; Griffin 2-3; Marshall 5-2; Jordan 2-2.

PASSING: VANDY-Shurmur 17-26-1-149; Freebeck 3-5-0-41. GT-Thomas 6-13-0-136; Jordan 1-2-1-77; Team 0-1-0-0; Marshall 1-1-0-9.

RECEIVING: VANDY-Lipscomb 6-59; Scott 3-31; Pinkney 3-24; Sherfield 2-22; Webb 2-15; Duncan 1-22; Marcus 1-8; Rivers 1-7; Rayford 1-2. GT-Lynch 2-87; Searcy 2-25; Marshall 1-81; Stewart 1-16; Aasen 1-9; Mills 1-4.

GAME 4**Western Kentucky**
Sept. 24 | Bowling Green

BOWLING GREEN, Ky. -- Vanderbilt's defense turned away a 2-point conversion play at the end of the first overtime as the Commodores escaped with a 31-30 victory over Western Kentucky on Saturday.

Kyle Shurmur's 5-yard pass to Nathan Marcus on the first possession of overtime gave Vanderbilt (2-2) its first lead of the game, and Tommy Openshaw added the point after for the Commodores.

Western Kentucky (2-2) answered quickly, needing just two plays to find the end zone on Mike White's 8-yard pass to Shaquille Johnson in overtime.

Hilltoppers coach Jeff Brohm elected to go for two points. White rolled to his right, but his pass was deflected into the air off Anthony Wales' helmet and ruled incomplete, as Vanderbilt players rushed the field to celebrate the comeback victory.

Vanderbilt coach Derek Mason was just glad to escape with the victory after his team yielded 501 yards of total offense to the Hilltoppers.

"Defensively, we leaked a lot of oil out there today, but we came up big when we needed to," Mason said. "That was important. When we needed to establish some momentum, we did. The offense got it back and got rolling. The offense kept us alive."

The Commodores went 75 yards in the final 1:02 of regulation in seven plays to tie the game at 24-24 and force overtime. A pass interference call in the end zone on Western Kentucky's De'Andre Simmons against Vanderbilt's Trent Sherfield gave the Commodores the ball at the Hilltopper 2 with three seconds to play in regulation. Vanderbilt running back Ralph Webb, who had three rushing touchdowns in the game, leaped from just inside the 5 and landed just beyond the front edge of the end zone for the tying score.

TEAM	1	2	3	4	OT	FINAL	RECORD
VU	0	7	7	10	7	31	1-2,0-1
WKU	7	7	0	10	6	30	3-0,1-0

SCORING SUMMARY

Attendance: 23,674 **Time:** 3:38
Weather: 90, sunny, wind N 4 mph

1st: WKU: WALES 4-yd run (NUSS kick), 14-75 3:54.

2nd: WKU: FANT 61-yd pass from FERGUSON (SIMCOX kick), 2-92 0:40. VANDY: Webb 4-yd run (Openshaw kick), 12-76 6:02.

3rd: VANDY: Webb 2-yd run (Openshaw kick), 10-75 5:45.

4th: WKU: WALES 20-yd run (SIMCOX kick), 8-80 2:32. VANDY: Openshaw 22-yd field goal, 5-72 2:32. WKU - NUSS 25-yd field goal, 10-67 4:27. VANDY - Webb 2-yd run (Openshaw kick), 7-75 1:02.

OT: VANDY - Marcus 5-yd pass from Shurmur (Openshaw kick), 6-25 0:00. WKU - JOHNSON 8-yd pass from WHITE, 3-25 0:00.

STATISTICS	VANDERBILT	WKU
FIRST DOWNS	19	27
RUSHES-YARDS (NET)	42-110	33-205
PASSING YDS (NET)	279	291
PASSES ATT-COMP-INT	29-18-1	41-24-1
TOTAL OFFENSE PLAYS-YARDS	71-389	74-496
FUMBLE RETURNS-YARDS	1-27	0-0
PUNT RETURNS-YARDS	1-3	1-(-1)
KICKOFF RETURNS-YARDS	3-69	0-0
INTERCEPTION RETURNS-YARDS	1-0	1-10
PUNTS (NUMBER-AVG)	6-32.7	3-42.0
FUMBLES-LOST	1-0	3-2
PENALTIES-YARDS	5-51	11-88
POSSESSION TIME	32:23	27:37
THIRD-DOWN CONVERSIONS	8 OF 16	3 OF 12
FOURTH-DOWN CONVERSIONS	0 OF 0	2 OF 3
RED-ZONE SCORES-CHANCES	5-5	4-6
SACKS BY: NUMBER-YARDS	1-1	3-22

RUSHING: VANDY-Webb 27-95; K. Blasingame 6-19; Shurmur 8-2; Sims 1-(-6). WKU-WALES, Anthony 24-152; NORRIS, N. 3-34; TAYLOR 2-11; WHITE 2-5; FANT 1-5; BAKER 1-(-2).

PASSING: VANDY-Shurmur 18-29-1-279. WKU-WHITE 22-39-1-222; FERGUSON 2-2-0-69.

RECEIVING: VANDY-Duncan 5-66; Lipscomb 3-56; Pinkney 3-41; Trent Sherfield 2-38; Ralph Webb 2-4; Scott 1-66; Marcus 1-5; Dobbs 1-3. WKU-TAYLOR 9-112; FANT 5-95; NORRIS, N. 4-45; JOHNSON, S. 3-19; WALES 2-16; DONATELL, S. 1-4.



GAME 5

Florida
Oct. 1 | Nashville

NASHVILLE -- The Florida Gators aren't in the mood to pick apart a road win in the Southeastern Conference, especially after last week's ugly loss.

No matter what they might need to fix.

Jordan Scarlett ran for a 4-yard touchdown with Eddy Pineiro adding a pair of field goals as No. 23 Florida held off Vanderbilt 13-6 Saturday.

"A wise man once said, 'you even have to bring your ugly babies home from the hospital,' and that was ugly," Florida coach Jim McElwain said. "In fact that might have been what someone told my dad when I was born. But I feel really good that our guys found a way to win."

Florida (4-1, 2-1 Southeastern Conference) came up with two interceptions and two sacks on a day where the Gators defense otherwise struggled against one of the nation's worst offenses with three starting linemen missing most of the game.

Ralph Webb ran for 110 yards as Vanderbilt outgained Florida 265-236 in total offense. The Commodores (2-3, 0-2) had a final chance to force overtime until Nick Washington intercepted a Wade Freebeck pass with 54 seconds left sealing the Gators' win.

The Gators never trailed and led 10-3 after Scarlett scored on a 4-yard touchdown run, and Pineiro kicked a 42-yard field goal as the half expired. Pineiro added a 26-yarder with 8:17 left.

Florida had a chance to pad its lead after Vanderbilt punter Sam Loy fumbled the snap and lost the ball with 5:07 left with the Commodores trailing 13-6. But Austin Appleby fumbled the snap on second-and-goal at the Vanderbilt 1 with 2:56 left giving the Commodores one last chance.

TEAM	1	2	3	4	FINAL	RECORD
UF	0	10	0	3	13	4-1,2-1
VU	0	3	3	0	6	2-3,0-2

SCORING SUMMARY

Attendance: 30,565 **Time:** 3:19
Weather: 66, cloudy, wind W 6 mph

2nd: UF: Scarlett 4-yd run (Pineiro kick), 6:53 2:01. VANDY: Openshaw 38-yd field goal, 12:56 4:14. UF: Pineiro 42-yd field goal, 8-40 2:13.

3rd: VANDY: Openshaw 27-yd field goal, 13:75 6:57.

4th: UF: Pineiro 26-yd field goal, 10:78 3:52.

STATISTICS

	FLORIDA	VANDERBILT
FIRST DOWNS	15	21
RUSHES-YARDS (NET)	35-92	37-147
PASSING YDS (NET)	144	118
PASSES ATT-COMP-INT	28-19-0	32-12-2
TOTAL OFFENSE PLAYS-YARDS	63-236	69-265
FUMBLE RETURNS-YARDS	0-0	0-3
PUNT RETURNS-YARDS	2--4	2-14
KICKOFF RETURNS-YARDS	1-29	0-0
INTERCEPTION RETURNS-YARDS	2-6	0-0
PUNTS (NUMBER-AVG)	7-51.9	6-47.5
FUMBLES-LOST	1-1	2-1
PENALTIES-YARDS	4-45	6-47
POSSESSION TIME	27:05	32:55
THIRD-DOWN CONVERSIONS	6 OF 15	5 OF 15
FOURTH-DOWN CONVERSIONS	0 OF 0	0 OF 1
RED-ZONE SCORES-CHANCES	2-3	2-2
SACKS BY: NUMBER-YARDS	2-12	2-13

RUSHING: UF-Scarlett, J. 12-55; Perine, L. 6-28; Cronkrite, J. 2-13; Thompson, M. 7-11; Appleby, A. 3-(-1); Powell, B. 1-(-2); Team 4-(-12). VANDY-Webb 24-110; K. Blasingame 5-41; Sims 2-23; Crawford 2-10; Shurmur 3-(-8); Loy 1-(-29).

PASSING: UF-Appleby, A. 19-28-0-144. VANDY-Shurmur 9-25-1-82; Freebeck 3-7-1-36.

RECEIVING: UF-Goolsby, D. 8-37; Powell, B. 4-23; Callaway, A. 3-36; Lewis, C. 2-39; Cleveland, T. 2-9. VANDY-Lipscomb 3-43; C.J. Duncan 3-31; Webb 2-17; Marcus 2-15; Scott 1-11; K. Blasingame 1-1.

GAME 6

Kentucky
Oct. 8 | Lexington

LEXINGTON, Ky. -- Stephen Johnson rushed for a touchdown and converted a big fourth-and-1 play late in the game leading to Austin MacGinnis' 28-yard field goal, while the Wildcats' defense stifled Vanderbilt late to survive with a 20-13 victory on Saturday.

Needing a spark to slow Vanderbilt's momentum after scoring 10 straight points, the Wildcats turned to their ground game led by Benny Snell Jr. (20 carries, 94 yards) and Jojo Kemp with just under 8 minutes remaining. The duo positioned Kentucky to cash in a third and final time on fourth down as Johnson stretched for 1 yard to the Commodores' 19.

Kentucky didn't take a chance on a final fourth-and-1 at the 10, and MacGinnis' kick with 1:38 left provided a cushion that proved huge as Vanderbilt, with no timeouts, quickly drove 59 yards to the 8 seeking at least a tie. But several passes by Vandy's Kyle Shurmur were incomplete, including a fourth-down attempt that went off Kalija Lipscomb's hands with 2 seconds left.

Kentucky (3-3, 2-2 Southeastern Conference) is now halfway toward its goal of a postseason berth. Vanderbilt (2-4, 0-3 SEC) fell short in its quest to give coach Derek Mason his first conference road win.

Kemp added a 4-yard TD run for the Wildcats. Kemp, Johnson and Stanley "Boom" Williams each ran for at least 54 yards as Kentucky gained 258 on 52 attempts.

Most importantly, the Wildcats made huge, timely plays when needed on both sides of the ball to protect a lead that seemed in doubt as the Commodores tried to rally from a 17-3 halftime deficit.

TEAM	1	2	3	4	FINAL	RECORD
VU	3	0	7	3	13	2-4,0-3
UK	7	10	0	3	20	3-3,2-2

SCORING SUMMARY

Attendance: 55,030 **Time:** 3:30
Weather: 71, mostly sunny, wind N 16 mph

1st: UK: Kemp 4-yd run (A. MacGinnis kick), 9:75 3:01. VANDY: Openshaw 48-yd field goal, 8-23 3:30.

2nd: UK: Johnson 3-yd run (A. MacGinnis kick), 13-47 5:16. UK: A. MacGinnis 46-yd field goal, 15-52 6:23.

3rd: VANDY: T. Ferguson 22-yd fumble recovery (Openshaw kick).

4th: VANDY: Openshaw 26-yd field goal, 14-85 6:47. UK: A. MacGinnis 28-yd field goal, 13-56 6:20.

STATISTICS

	VANDERBILT	KENTUCKY
FIRST DOWNS	18	20
RUSHES-YARDS (NET)	32-141	52-258
PASSING YDS (NET)	141	49
PASSES ATT-COMP-INT	30-17-0	24-10-1
TOTAL OFFENSE PLAYS-YARDS	62-282	76-307
FUMBLE RETURNS-YARDS	1-22	0-0
PUNT RETURNS-YARDS	4--10	1-0
KICKOFF RETURNS-YARDS	4-112	3-71
INTERCEPTION RETURNS-YARDS	1-4	0-0
PUNTS (NUMBER-AVG)	5-42.2	5-36.2
FUMBLES-LOST	2-1	1-1
PENALTIES-YARDS	7-35	5-42
POSSESSION TIME	27:16	32:44
THIRD-DOWN CONVERSIONS	3 OF 12	4 OF 15
FOURTH-DOWN CONVERSIONS	0 OF 2	3 OF 3
RED-ZONE SCORES-CHANCES	1-2	3-3
SACKS BY: NUMBER-YARDS	0-0	4-22

RUSHING: VANDY-Webb 18-100; K. Blasingame 5-26; Shurmur 8-12; Crawford 1-3. UK-Snell 20-94; Johnson 10-55; Kemp 12-55; S. Williams 9-54; TM 1-0.

PASSING: VANDY-Shurmur 17-29-0-141; TEAM 0-1-0-0. UK-Johnson 10-24-1-49.

RECEIVING: VANDY-Duncan 5-51; Sherfield 4-21; Lipscomb 3-11; Marcus 2-7; Dobbs 1-30; Pinkney 1-16; Webb 1-5. UK-Conrad 3-13; Johnson 2-20; Badet 2-8; Timmons 1-7; Kemp 1-1; S. Williams 1-0.

**GAME 7****Georgia**
Oct. 15 | Athens

ATHENS, Ga. -- Derek Mason finally picked up the sort of victory that should ease some of the heat on the Vanderbilt coach.

Just the opposite for Georgia's Kirby Smart, who is facing plenty of scrutiny after a stunning loss to the Commodores.

Vanderbilt claimed its first Southeastern Conference road win in Mason's three seasons as coach, upsetting Georgia 17-16 on Khari Blasingame's 2-yard touchdown run in the fourth quarter and a huge fourth-down stop late in the game Saturday.

The victory set off a wild celebration as the Vanderbilt players raced over to Sanford Stadium's famous hedges to celebrate with a small group of black-and-gold-clad fans.

"I told our young men this morning that if we wanted to do something epic, we needed to make sure we took the fight to them," Mason said.

For Vanderbilt (3-4, 1-3), it was only the third win over Georgia in the last 22 meetings between the SEC East rivals. Mason had dropped his first nine league road games.

"You saw a football team committed to doing one thing, and that's going on the road and getting a win," Mason said. "We also talked about a new season, the second half of the season. We can't do anything about what's behind us, but we could do something about what is in front of us."

Georgia went ahead for the first time early in the third quarter on Jacob Eason's 17-yard touchdown pass to Isaac Nauta. The Bulldogs added their third field goal, stretching the lead to 16-10 with just under 14 minutes remaining.

But Vanderbilt responded with its only extended drive of the game, going 75 yards on eight plays to reclaim the lead when Blasingame powered over with 9:43 to go. The big play was a screen pass on third-and-12 that Ralph Webb took for a 37-yard gain to the Bulldogs 11.

TEAM	1	2	3	4	FINAL	RECORD
VU	7	0	3	7	17	3-4, 1-3
UGA	3	3	7	3	16	4-3, 2-3

SCORING SUMMARY**Attendance:** 92,746**Time:** 3:18**Weather:** 70, mostly cloudy, wind E 6 mph

1st: VANDY: Webb 1-yd run (Openshaw kick), 2-2 0:22. UGA: R. Blankenship 45-yd field goal, 9-51 3:43.

2nd: UGA: R. Blankenship 22-yd field goal, 14-84 7:23.

3rd: VANDY: Openshaw 38-yd field goal, 4-7 1:23. UGA: Nauta 17-yd pass from Eason (R. Blankenship kick), 6-77 2:32.

4th: UGA: R. Blankenship 36-yd field goal, 5-20 2:24. VANDY: K. Blasingame 2-yd run (Openshaw kick), 8-75 4:04.

STATISTICS

	VANDERBILT	GEORGIA
FIRST DOWNS	9	23
RUSHES-YARDS (NET)	32-62	35-75
PASSING YDS (NET)	109	346
PASSES ATT-COMP-INT	18-7-0	40-27-0
TOTAL OFFENSE PLAYS-YARDS	50-171	75-421
FUMBLE RETURNS-YARDS	0-0	0-0
PUNT RETURNS-YARDS	3-27	3--1
KICKOFF RETURNS-YARDS	2-124	3-44
INTERCEPTION RETURNS-YARDS	0-0	0-0
PUNTS (NUMBER-AVG)	8-47.2	6-38.0
FUMBLES-LOST	2-0	2-0
PENALTIES-YARDS	5-45	8-53
POSSESSION TIME	24:56	35:04
THIRD-DOWN CONVERSIONS	4 OF 14	6 OF 17
FOURTH-DOWN CONVERSIONS	0 OF 0	1 OF 2
RED-ZONE SCORES-CHANCES	3-3	3-3
SACKS BY: NUMBER-YARDS	1-11	3-19

RUSHING: VANDY-Webb 19-48; Sims 1-18; K. Blasingame 5-17; TEAM 3-(-6); Shurmur 4-(-15). UGA-Chubb 16-40; Michel 13-28; Eason 3-6; Herrien 2-1; McKenzie 1-0.

PASSING: VANDY-Shurmur 7-18-0-109. UGA-Eason 27-40-0-346.

RECEIVING: VANDY-Webb 2-44; Sherfield 2-19; Lipscomb 1-27; Scott 1-12; McElwain 1-7. UGA-Nauta 5-74; Ridley 5-67; McKenzie 4-56; Godwin 3-36; Wims 3-32; 2-42; Chigbu 2-20; Payne 2-14; Woerner 1-5.

GAME 8**Tennessee State**
Oct. 22 | Nashville

NASHVILLE -- Vanderbilt went to its running game to make an impressive comeback against Tennessee State.

After falling behind by three points late in the first half, the Commodores rattled off three unanswered touchdowns en route to a 35-17 win over Tennessee State on Saturday.

"The biggest thing was being ahead of the chains, being good on first and second downs so you don't have to be in those bad situations," Commodores quarterback Kyle Shurmur said. "So if like we're in third and short it's so much better than third-and-8 or third-and-9."

Vanderbilt's Ralph Webb rushed for 125 yards and Khari Blasingame ran for 100 and three touchdowns.

"It felt good just to be out there making plays," Blasingame said. "Those offensive linemen, they really did a good job moving people. Those holes were huge. You could have put a truck through those things."

Shurmur completed 15 of 23 passes for 143 yards and one touchdown, giving Vanderbilt (4-4) its fifth homecoming win in the past six years. Vanderbilt fell behind 17-14 late in the first half before the rattling off three straight touchdowns.

Ronald Butler completed 19 of 30 passes for 285 yards, two touchdowns and one interception for Tennessee State (5-2) in the second all-time meeting between the Nashville schools that are only three miles apart.

"I thought defensively we struggled in the first half," Commodores coach Derek Mason said. "It was a rough start, but offensively, I thought they came on and did a really good job of answering back."

Vanderbilt took its first lead at 21-17 with 1:46 left in the half after Darrius Sims had a 33-yard run to the 3 and Blasingame punched it in to cap a five-play, 78-yard drive.

TEAM	1	2	3	4	FINAL	RECORD
TSU	14	3	0	0	17	5-2, 2-1
VU	7	14	7	7	35	4-4, 1-3

SCORING SUMMARY**Attendance:** 31,084**Time:** 3:12**Weather:** 61, fair, wind calm

1st: TSU: SMITH, P. 93-yd pass from BUTLER, R. (CLARK, L. kick), 2-94 1:04.

VANDY: K. Blasingame 1-yd run (Openshaw kick), 5-73 2:48. TSUSMITH, P. 2-yd pass from BUTLER, R. (CLARK, L. kick), 11-75 6:00.

2nd: VANDY: Pinkney 21-yd pass from Shurmur (Openshaw kick), 11-92 5:45. TSU: CLARK, L. 37-yd field goal, 7-45 3:24. VANDY: K. Blasingame 3-yd run (Openshaw kick), 5-78 2:51.

3rd: VANDY: K. Blasingame 4-yd run (Openshaw kick), 4-73 2:00.

4th: VANDY: Sherfield 14-yd run (Openshaw kick), 12-70 6:19.

STATISTICS

	TENNESSEE ST.	VANDERBILT
FIRST DOWNS	19	28
RUSHES-YARDS (NET)	23-125	42-358
PASSING YDS (NET)	285	143
PASSES ATT-COMP-INT	30-19-1	24-15-0
TOTAL OFFENSE PLAYS-YARDS	53-410	66-501
FUMBLE RETURNS-YARDS	0-0	0-0
PUNT RETURNS-YARDS	0-0	0-0
KICKOFF RETURNS-YARDS	4-59	2-34
INTERCEPTION RETURNS-YARDS	0-0	1-0
PUNTS (NUMBER-AVG)	3-39.3	2-38.0
FUMBLES-LOST	3-1	0-0
PENALTIES-YARDS	9-63	5-63
POSSESSION TIME	26:55	33:05
THIRD-DOWN CONVERSIONS	2 OF 7	4 OF 9
FOURTH-DOWN CONVERSIONS	0 OF 1	1 OF 1
RED-ZONE SCORES-CHANCES	2-2	4-4
SACKS BY: NUMBER-YARDS	1-5	3-8

RUSHING: TSU-EVANS, E. 9-69; BUTLER, R. 8-40; CURTIS, S. 6-16. VANDY-Webb 9-125; K. Blasingame 14-100; Sims 5-50; Crawford 6-49; Sherfield 1-14; D. Tennyson 1-13; Rivers 4-9; Shurmur 2-(-2).

PASSING: TSU-BUTLER, R. 19-30-1-285. VANDY-Shurmur 15-23-0-143; TEAM 0-1-0-0.

RECEIVING: TSU-SMITH, P. 7-170; NEWBOLD, S. 5-62; EVANS, E. 2-29; MEDLEY, M. 2-16; MORRIS, R. 2-5; ROWLAND, C. 1-3. VANDY-Pinkney 4-50; C.J. Duncan 4-33; Sherfield 3-15; Lipscomb 2-26; Webb 1-15; Sims 1-4.



GAME 9

Auburn
Nov. 5 | Auburn

AUBURN, Ala. -- An injured Sean White came off the bench to throw a touchdown pass and Josh Holsey intercepted a last-minute throw to lift No. 9 Auburn to a come-from-behind, 23-16 win Saturday over Vanderbilt.

The Tigers (7-2, 5-1 Southeastern Conference, No. 11 AP) sputtered after starting John Franklin III in place of White, who had an unspecified injury. White returned to open the second half with Auburn down 13-10, then threw a 21-yard touchdown pass to Darius Slayton and led two field goal drives.

Auburn coach Gus Malzahn said White was "banged up" and didn't take a snap in practice leading up to the game.

The win coupled with Mississippi State's upset of No. 7 Texas A&M means Auburn can win the SEC West with victories over Georgia and No. 1 Alabama. That game was airing on Auburn's huge video board in the minutes after this one ended, setting off another celebration for fans after the Tigers' sixth straight win.

Vandy (4-5, 1-4) stayed alive into the final minute against the 26-point favorites thanks to Caleb Scott's 29-yard catch of a tipped ball on fourth and 18. The Commodores moved to Auburn's 30 before Holsey's interception put it away.

The drive was set up when Daniel Carlson's attempt at his fourth field goal was blocked. Alabama native Zach Cunningham leapt over the line at the snap and knocked it down.

White completed 10 of 13 passes for 106 yards and Kamryn Pettway topped 160 rushing yards for the fourth straight game. Pettway ran 25 times for 173 yards, but came up limping at the end of a 60-yard run to set up the decisive score after appearing on his way to the end zone. He was clutching his left leg on the ground.

Shurmur completed 24 of 36 passes for 221 yards and a touchdown. He also had a 21-yarder on the final drive before the pick.

TEAM	1	2	3	4	FINAL	RECORD
VU	3	10	0	3	16	4-5, 1-4
AU	7	3	10	3	23	7-2, 5-1

SCORING SUMMARY

Attendance: 87,451

Time: 3:21

Weather: 68, clear and sunny, wind breezy

1st: VANDY: Openshaw 52-yd field goal, 7-41 2:44. AU: Johnson 3-yd run (Carlson kick), 9-63 3:25.

2nd: VANDY: Pinkney 8-yd pass from Shurmur (Openshaw kick), 9-66 4:07. AU: Carlson 45-yd field goal, 10-47 2:47. VANDY: Openshaw 34-yd field goal, 13-57 6:57.

3rd: AU: Slayton 21-yd pass from White (Carlson kick), 12-75 4:13. AU: Carlson 53-yd field goal, 9-39 3:41.

4th: VANDY: Openshaw 47-yd field goal, 13-46 7:29. AU: Carlson 33-yd field goal, 6-42 2:19.

STATISTICS

	VANDERBILT	AUBURN
FIRST DOWNS	22	16
RUSHES-YARDS (NET)	33-120	45-271
PASSING YDS (NET)	221	115
PASSES ATT-COMP-INT	38-24-1	17-12-0
TOTAL OFFENSE PLAYS-YARDS	71-341	62-386
FUMBLE RETURNS-YARDS	0-0	0-0
PUNT RETURNS-YARDS	0-0	1-6
KICKOFF RETURNS-YARDS	2-16	4-103
INTERCEPTION RETURNS-YARDS	0-0	1-0
PUNTS (NUMBER-AVG)	4-41.8	2-46.5
FUMBLES-LOST	2-0	2-1
PENALTIES-YARDS	5-26	5-56
POSSESSION TIME	35:09	24:51
THIRD-DOWN CONVERSIONS	7 OF 16	4 OF 12
FOURTH-DOWN CONVERSIONS	1 OF 2	0 OF 0
RED-ZONE SCORES-CHANCES	2-2	2-3
SACKS BY: NUMBER-YARDS	0-0	1-8

RUSHING: VANDY-Webb 13-46; K. Blasingame 9-30; Sims 5-29; Sherfield 3-25; Lipscomb 1-2; Crawford 1-(-4); Shurmur 1-(-8). AU-Pettway 25-173; Franklin 7-59; Johnson 9-36; White 1-5; Truitt 1-1; Stove 1-(-1); TEAM 1-(-2).

PASSING: VANDY-Shurmur 24-36-1-221; TEAM 0-2-0-0. AU-White 10-13-0-106; Franklin 2-4-0-9.

RECEIVING: VANDY-C.J. Duncan 7-79; Scott 4-70; Lipscomb 3-25; Pinkney 3-17; Webb 2-3; L. Rayford 1-14; Sherfield 1-9; Rivers 1-6; McElwain 1-0; K. Blasingame 1-(-2). AU-Slayton 2-27; Smith 2-23; Davis 2-23; Davis 2-15; Stove 2-9; Cox 1-15; Johnson 1-3.

GAME 10

Missouri
Nov. 12 | Columbia

COLUMBIA, Mo. -- Drew Lock completed 22 of 37 passes for 294 yards and two touchdowns as Missouri defeated Vanderbilt 26-17 on Saturday.

It marks Missouri's first Southeastern Conference victory since Lock's starting debut, a 24-10 victory over South Carolina on Oct. 3, 2015.

Each team opened with a three-and-out before Damarea Crockett's 6-yard touchdown run gave Missouri (3-7, 1-5) a lead it would never relinquish. Crockett had 20 carries for 154 yards and the touchdown.

J'Mon Moore caught eight passes for 138 yards and two touchdowns, including an 82-yard score with 9:50 remaining in the second quarter, and Johnathon Johnson added four catches for 73 yards.

Kyle Shurmur was 17 of 29 for 252 yards and two interceptions, one of which Missouri cornerback Aarion Penton returned 19 yards for a touchdown, the second of his career.

C.J. Duncan caught five passes for 89 yards and Caleb Scott had three catches for 63 yards.

Darius Sims rushed seven times for 86 yards, Khari Blasingame had 14 carries for 64 yards and a touchdown, and Ralph Webb added 11 carries for 34 yards and a touchdown.

Missouri gained 481 yards despite a 13-minute differential in time of possession. It's the Tigers' highest yardage total in SEC play since Nov. 15, 2014 when they gained 587 yards en route to a 34-27 victory over Texas A&M.

Vanderbilt (4-6, 1-5) punted three times in the fourth quarter and was held to -14 yards.

TEAM	1	2	3	4	FINAL	RECORD
VU	0	10	7	0	17	4-6, 1-5
MIZ	6	13	0	7	26	3-7, 1-5

SCORING SUMMARY

Attendance: 50,261

Time: 3:38

Weather: 55, clear and sunny, wind SSE 2

1st: MU: Crockett, D 4-yd run (McCann kick failed), 6-35 1:38.

2nd: MU: Penton 19-yd interception return (McCann kick). MU: Moore 82-yd pass from Lock (McCann kick failed), 1-82 0:12. VANDY: K. Blasingame 4-yd run (Openshaw kick), 7-75 3:26. VANDY: Openshaw 24-yd field goal, 8-59 3:20.

3rd: VANDY: Webb 1-yd run (Openshaw kick), 10-75 5:16.

4th: MU: Moore 4-yd pass from Lock (Tesson kick), 13-85 3:33.

STATISTICS

	VANDERBILT	MISSOURI
FIRST DOWNS	18	20
RUSHES-YARDS (NET)	43-159	37-187
PASSING YDS (NET)	252	294
PASSES ATT-COMP-INT	30-17-2	37-22-0
TOTAL OFFENSE PLAYS-YARDS	73-411	74-481
FUMBLE RETURNS-YARDS	0-0	0-0
PUNT RETURNS-YARDS	1-16	4-47
KICKOFF RETURNS-YARDS	2-42	4-48
INTERCEPTION RETURNS-YARDS	0-0	2-27
PUNTS (NUMBER-AVG)	7-34.6	6-41.5
FUMBLES-LOST	1-0	2-1
PENALTIES-YARDS	7-80	7-90
POSSESSION TIME	36:27	23:33
THIRD-DOWN CONVERSIONS	3 OF 14	10 OF 19
FOURTH-DOWN CONVERSIONS	0 OF 2	0 OF 1
RED-ZONE SCORES-CHANCES	3-4	2-5
SACKS BY: NUMBER-YARDS	1-1	6-41

RUSHING: VANDY-Sims 7-86; K. Blasingame 14-64; Webb 11-34; D. Tennyson 1-16; Rivers 1-3; Crawford 1-2; Shurmur 8-(-46). MU-Crockett, D 20-154; Witter 8-24; Lock 4-14; Zanders 1-0; TEAM 4-(-5).

PASSING: VANDY-Shurmur 17-29-2-252; K. Blasingame 0-1-0-0. MU-Lock 22-37-0-294.

RECEIVING: VANDY-Duncan 5-89; Scott 3-63; Sherfield 2-42; Lipscomb 2-28; Pinkney 1-11; Webb 1-6; Marcus 1-6; Sims 1-4; McElwain 1-3. MU-Moore 8-138; Mason 5-21; Johnson 4-73; Culkin 3-47; Floyd 1-12; Blanton 1-3.

**GAME 11****Ole Miss**
Nov. 19 | Nashville

NASHVILLE -- Derek Mason had Vanderbilt baseball coach Tim Corbin talk to his football team about not being afraid of success and how to handle the roller-coaster of emotions during a game.

The Commodores showed Saturday night they listened very well.

Ralph Webb ran for 123 yards and three touchdowns, and Vanderbilt scored 31 straight points in beating Mississippi 38-17 Saturday night to snap a three-game skid to the Rebels.

With the win, Vanderbilt (5-6, 2-5 Southeastern Conference) assured Mason his best record yet in his third season. The Commodores now need a win in their regular season finale to become bowl eligible for the first time since 2013. Their APR is so good that five wins could be enough, winning a sixth game would be even better.

"Listen that's exactly what we're going to do," Mason said. "We're going to line ourselves up and try to get ourselves ready to go play one more game because that's what we're guaranteed. And you know what? We're looking forward to this one."

Kyle Shurmur threw for 273 yards and two touchdowns, and the Commodores also had three sacks. Linebacker Zach Cunningham, the SEC's leading tackler, recovered a fumble.

Vanderbilt was the first SEC opponent that Mississippi played this season that hadn't been ranked, and the Commodores snapped the Rebels' two-game win streak. Now the Rebels (5-6, 2-5) need a win in the Egg Bowl to extend its bowl streak.

TEAM	1	2	3	4	FINAL	RECORD
MISS	10	0	0	7	17	5-6,2-5
VU	7	7	17	7	38	5-6,2-5

SCORING SUMMARY**Attendance:** 27,763 **Time:** 3:40**Weather:** 44, clear, wind W 8

1st: OM: Wunderlich 23-yd field goal, 9-75 4:09. OM: Judd 21-yd pass from Patterson (Wunderlich kick), 1-21 0:11. VANDY: Webb 4-yd run (Openshaw kick), 2-76 0:46.

2nd: VANDY: Sherfield 5-yd pass from Shurmur (Openshaw kick), 7-72 3:13.

3rd: VANDY: Webb 11-yd run (Openshaw kick), 9-90 4:12. VANDY: Openshaw 24 yd field goal, 5-21 1:34. VANDY: Webb 1-yd run (Openshaw kick), 11-72 5:26.

4th: OM: Ingram 38-yd pass from Patterson (Wunderlich kick), 9-65 2:20. VANDY: McElwain 3-yd pass from Shurmur (Openshaw kick), 8-72 3:45.

STATISTICS

	<u>OLE MISS</u>	<u>VANDERBILT</u>
FIRST DOWNS	18	22
RUSHES-YARDS (NET)	27-90	46-208
PASSING YDS (NET)	273	273
PASSES ATT-COMP-INT	51-26-0	30-17-0
TOTAL OFFENSE PLAYS-YARDS	78-363	76-481
FUMBLE RETURNS-YARDS	0-0	1-13
PUNT RETURNS-YARDS	1-23	1--5
KICKOFF RETURNS-YARDS	5-137	3-45
INTERCEPTION RETURNS-YARDS	0-0	0-0
PUNTS (NUMBER-AVG)	7-42.4	8-36.6
FUMBLES-LOST	1-1	2-1
PENALTIES-YARDS	6-51	5-40
POSSESSION TIME	25:11	34:49
THIRD-DOWN CONVERSIONS	5 OF 18	5 OF 15
FOURTH-DOWN CONVERSIONS	0 OF 3	1 OF 1
RED-ZONE SCORES-CHANCES	1-3	6-6
SACKS BY: NUMBER-YARDS	2-15	3-17

RUSHING: OM-Akeem Judd 10-63; Shea Patterson 13-32; Eugene Brazley 2-0; Jason Pellerin 1-0; DaMarkus Lodge 1-(-5). VANDY-Ralph Webb 20-123; Darrius Sims 10-48; K. Blasingame 9-36; Dallas Rivers 2-15; D. Tennyson 1-2; Bailey McElwain 1-0; TEAM 1-(-1); Kyle Shurmur 2-(-15).

PASSING: OM-Shea Patterson 20-42-0-222; Jason Pellerin 6-9-0-51. VANDY-Kyle Shurmur 17-30-0-273.

RECEIVING: OM-Evan Ingram 6-102; Van Jefferson 6-52; Q. Adeboyejo 5-47; Akeem Judd 3-34; A.J. Brown 3-16; DaMarkus Lodge 2-6; D. Stringfellow 1-16. VANDY-C.J. Duncan 4-40; Caleb Scott 3-47; Jared Pinkney 3-41; Trent Sherfield 2-72; Darrius Sims 2-53; Nathan Marcus 2-17; Bailey McElwain 1-3.

GAME 12**Tennessee**
Nov. 26 | Nashville

NASHVILLE -- The Vanderbilt Commodores have a black bowling ball with a star "V" to celebrate earning a bowl berth on the field.

The bragging rights that go with a very big win over their in-state rival only makes the victory that much sweeter.

Kyle Shurmur threw for a career-high 416 yards, and Vanderbilt scored the final 21 points in an upset of No. 24 Tennessee 45-34 Saturday night that erased any doubts the Commodores belong in a bowl.

The Commodores (6-6, 3-5 Southeastern Conference) earned a bowl berth for the first time since 2013 thanks to their Academic Progress Rate (APR) score before kickoff. Then they went out and turned in the best offensive performance yet in picking up their sixth win this year and improving coach Derek Mason's best record in his third season.

"That's the way we wanted it," Mason said. "We wanted a victory. At the end of the day, we didn't want to sneak in the back door. We wanted to kick in the door and walk through the front door."

Vanderbilt scored its most points against an SEC opponent since scoring 49 against Mississippi State on Sept. 25, 1971. The Commodores outgained Tennessee 608-516 in beating the Vols for the third time in five seasons.

Tennessee (8-4, 4-4) led 31-24 at halftime after taking a 21-7 lead to open the game. Then the Commodores held the Vols to a field goal in the second half with Aaron Medley banging a 37-yard field goal off the right upright with 6:46 left.

TEAM	1	2	3	4	FINAL	RECORD
UT	14	17	3	0	34	8-4,4-4
VU	7	17	7	14	45	6-6,3-5

SCORING SUMMARY**Attendance:** 38,108 **Time:** 3:35**Weather:** 46, clear, wind calm

1st: UT: Kamara 14-yd run (Medley kick), 5-56 1:50. VANDY: McElwain 18-yd pass from Shurmur (Openshaw kick), 6-75 2:26. UT: Kamara 21-yd pass from Dobbs (Medley kick), 7-75 3:09.

2nd: UT: Kamara 1-yd run (Medley kick), 2-27 0:23. VANDY: Dobbs 20-yd pass from Shurmur (Openshaw kick), 7-76 3:21. VANDY: Webb 9-yd run (Openshaw kick), 2-80 0:48. UT: Medley 41-yd field goal, 4-6 1:14. VANDY: Openshaw 31-yd field goal, 7-62 2:43. UT: Malone 27-yd pass from Dobbs (Medley kick), 7-72 5:52.

3rd: UT: Medley 25-yd field goal, 9-79 3:49. VANDY: Blasingame 12-yd run (Openshaw kick), 10-83 3:04.

4th: VANDY: Sims 3-yd run (Openshaw kick), 7-49 2:45. VANDY: Webb 28-yd run (Openshaw kick), 5-80 2:40.

STATISTICS

	<u>TENNESSEE</u>	<u>VANDERBILT</u>
FIRST DOWNS	27	27
RUSHES-YARDS (NET)	33-176	38-192
PASSING YDS (NET)	340	416
PASSES ATT-COMP-INT	34-31-0	35-21-1
TOTAL OFFENSE PLAYS-YARDS	67-516	73-608
FUMBLE RETURNS-YARDS	0-0	0-0
PUNT RETURNS-YARDS	0-0	0-0
KICKOFF RETURNS-YARDS	7-162	5-105
INTERCEPTION RETURNS-YARDS	1-0	0-0
PUNTS (NUMBER-AVG)	2-39.0	2-33.0
FUMBLES-LOST	3-2	0-0
PENALTIES-YARDS	4-35	4-30
POSSESSION TIME	28:29	31:31
THIRD-DOWN CONVERSIONS	5 OF 11	8 OF 14
FOURTH-DOWN CONVERSIONS	0 OF 1	0 OF 1
RED-ZONE SCORES-CHANCES	3-5	6-6
SACKS BY: NUMBER-YARDS	1-11	2-13

RUSHING: UT-Kamara, A. 10-69; Dobbs, J. 13-53; Kelly, J. 9-52; Jennings, J. 1-2. VANDY-Ralph Webb 21-114; Dallas Rivers 6-52; Darrius Sims 7-16; K. Blasingame 2-16; Sam Dobbs 1-5; Kyle Shurmur 1-(-11).

PASSING: UT-Dobbs, J. 31-34-0-340. VANDY-Kyle Shurmur 21-34-1-416; Trent Sherfield 0-1-0-0.

RECEIVING: UT-Kamara, A. 8-72; Malone, J. 7-121; Croom, J. 7-38; Jennings, J. 4-75; Wolf, Et. 4-33; Kelly, J. 1-1. VANDY-Trent Sherfield 9-184; Caleb Scott 4-117; Jared Pinkney 2-42; Ralph Webb 2-21; Sam Dobbs 1-20; Bailey McElwain 1-18; C.J. Duncan 1-14; Darrius Sims 1-0.



VANDERBILT BOWL APPEARANCES



GATOR
1955 - Jacksonville, Fla.
Vanderbilt 25
Auburn 13



PEACH
1974 - Atlanta, Ga.
Texas Tech 6
Vanderbilt 6



HALL OF FAME
1982 - Birmingham, Ala.
Vanderbilt 28
Air Force 36



MUSIC CITY
2008 - Nashville, Tenn.
Boston College 14
Vanderbilt 16



LIBERTY
2011 - Memphis, Tenn.
Cincinnati 31
Vanderbilt 24



MUSIC CITY
2012 - Nashville, Tenn.
North Carolina State 24
Vanderbilt 38



BBVA COMPASS
2014 - Birmingham, Ala.
Vanderbilt 41
Houston 24

BBVA COMPASS BOWL

Jan. 4, 2014 ★ Birmingham, Ala.

HOUSTON 24 VANDERBILT 41



BIRMINGHAM, Ala. – Patton Robinette threw two 50-yard touchdown passes to MVP Jordan Matthews, leading Vanderbilt to a 41-24 victory over Houston in the BBVA Compass Bowl.

Robinette also had an eight-yard scoring run as Vanderbilt built a 24-0 lead in the first half.

After Houston pulled even by scoring 24 points in the third quarter, Vanderbilt reclaimed the lead on Brian Kimbrow's 21-yard TD rush. It was the start of 17 fourth-quarter points for the Commodores.

Vanderbilt (9-4) closed the season with five straight wins. The 'Dores played in three straight bowl games under Franklin -- a first for the program -- and completed their first back-to-back, nine-win seasons.

SCORING SUMMARY

TEAM	1	2	3	4	FINAL	RECORD
VANDERBILT	14	10	0	17	41	9-4, 4-4
HOUSTON	0	0	24	0	24	8-5, 5-3

1ST: VANDERBILT: Matthews 50-yd pass from Robinette (C. Spear kick), 4-73 2:01.

VANDERBILT: Robinette 8-yd run (Spear kick), 4-16 1:56.

2ND: VANDERBILT: Spear 24-yd FG, 7-44 2:51. VANDERBILT: Matthews 50-yd pass from Robinette (Spear kick), 4-73 1:54.

3RD: HOUSTON: Farrow 6-yd rush (Bullard kick), 1-6 0:05. HOUSTON: Ambles 6-yd pass from O'Korn (Bullard kick), 6-86 1:28. HOUSTON: Bullard 30-yd FG, 5-67 1:20. HOUSTON: Greenberry 67-yd pass from O'Korn (Bullard kick), 3-83 0:56.

4TH: VANDERBILT: Kimbrow 21-yd run (Spear kick), 7-82 3:28. VANDERBILT: Spear 35-yd FG, 4-(-1) 2:24. VANDERBILT: Seymour 2-yd run (Spear kick), 2-2 0:54.

	<u>VANDY</u>	<u>HOUSTON</u>
First Downs	14	12
Net Rushing	52-211	27-146
Passing Yards	154	238
Passes Att-Comp-Int	19-6-2	49-21-2
Total Offense #-Yards	71-365	76-384
Punt Returns-Yards	4-18	2-6
Kickoff Returns-Yards	3-62	5-143
INT Returns-Yards	2-54	2-(-4)
Punts (#-Avg)	10-45.8	10-43.4
Fumbles-Lost	3-1	2-1
Penalties-Yards	2-10	8-72
Possession Time	35:41	24:19
3rd-Down Conversions	2 of 17	1 of 17
4th-Down Conversions	1-1	1-3
Red-Zone Offense	4-4	3-4
QB Sacks: #-Yards	4-20	1-4



RUSHING: VANDERBILT – Jerron Seymour 20-89-1; Brian Kimbrow 13-75-1; Patton Robinette 15-37-1; Jordan Matthews 1-8; Wesley Tate 3-2.

HOUSTON – Spencer 3-69; O'Korn, 7-38; Farrow 8-28-1; Brooks 2-8; Jackson 2-6; Ward Jr. 5-(-3).

PASSING: VANDERBILT – Robinette 6-19-2-154. HOUSTON – O'Korn 20-47-2-228; Ward Jr. 1-2-0-10.

RECEIVING: VANDERBILT – Matthews 5-143-2; Jonathan Krause 1-11.

HOUSTON – Ambles 6-105-1; Greenberry 6-96-1; Jackson 2-26; Ayers 2-13; Spence 2-4; Harper 1-(-2); Ward 1-(-2); McDuffey 1-(-3).



FRANKLIN AMERICAN MORTGAGE MUSIC CITY

Dec. 31, 2012 ★ Nashville, Tenn.

VANDERBILT 38 N.C. STATE 24



NASHVILLE, Tenn. — Vanderbilt is winning like the Commodores haven't in nearly a century. After capturing the Franklin American Mortgage Music City Bowl, head coach James Franklin says everyone better get used to it.

Jordan Rodgers threw two touchdown passes and ran for another score as the Commodores capped their best season since 1915 by defeating North Carolina State 38-24 at Nashville's LP Field.

"We're not going anywhere," a smiling and teary Franklin said. The Commodores finished 9-4 for their best record since going 9-1 in 1915. It marks only the third time the smallest and only private university in the SEC has won as many as nine games in a season.

Vandy closed the season with seven straight wins for its longest streak since an eight-game run in 1948. Senior RB Zac Stacy earned the bowl's MVP honors with 108 rushing yards and one touchdown.

SCORING SUMMARY

TEAM	1	2	3	4	FINAL	RECORD
N.C. STATE	0	14	0	10	24	7-6, 4-4
VANDERBILT	7	21	3	7	38	9-4, 5-3

1ST: VANDERBILT: Boyd 5-yd pass from Rodgers (Spear kick), 10-65 9:51.

2ND: VANDERBILT: Stacy 6-yd run (Fowler kick), 4-27 10:08. NCST: Creecy 1-yd run (Sade kick), 11-84 1:46. VANDERBILT: Tate 7-yd run (Spear kick), 5-32 3:47.

NCST: Palmer 94-yd KO return (Sade kick). VANDY: Matthews 18-yd pass from Rodgers (Fowler kick), 2-18 0:41

3RD: VANDERBILT: Spear 30-yd FG, 8-23 9:39.

4TH: NCST: Sade 24-yd FG, 12-66 14:56. VANDY: Rodgers 15-yd run (Spear kick), 8-44 5:11. NCST: Smith 19-yd pass from Glennon (Sade kick), 10 -71 2:06.

STATISTICS

	NC STATE	VANDY
First Downs	24	17
Net Rushing Yards	25-41	41-117
Net Passing Yards	383	108
Passes Att-Comp-Int	53-35-3	27-16-0
Plays-Yards	78-424	68-225
Punt Returns-Yards	3-15	1-15
Kickoff Returns-Yards	7-24.7	3-35.0
Int. Returns-Yards	0-0	3-7.7
Punts (Number-Avg)	3-30.3	5-46.2
Fumbles-Lost	6-2	0-0
Penalties-Yards	9-90	2-10
Possession Time	27:04	32:56
3rd-Down Conv.	13 of 19	3 of 14
4th-Down Conv.	0 of 1	3 of 4
Red-Zone Scores	3-3	6-6
Sacks By: #-Yards	1-6	3-20



RUSHING: NCST — Creecy 9-43; Thornton 12-39; Glennon 3-(-20).

VANDY — Zac Stacy 25-107; Wesley Tate 9-14; Jordan Rodgers 4-6; Brian Kimbrow 1-(-2); Jordan Matthews 1-(-4); team 1-(-4).

PASSING: NCST — Glennon 35-53-3-383; VANDY — Jordan Rodgers 16-25-0-108; Austin Carta-Samuels 0-1-0; Zac Stacy 0-1-0.

RECEIVING: NCST — Palmer 8-111; Creecy 6-50; Thornton 5-41; Smith 3-50; Payton 3-37; Carter 3-34; Talbert 3-29; Watson 2-21; Winkles 1-5; Underwood 1-5.

VANDY — Jordan Matthews 7-61; Chris Boyd 4-18; Wesley Tate 2-10; Steven Scheu 2-7; Zac Stacy 1-12.

AUTOZONE LIBERTY

Dec. 31, 2011 ★ Memphis, Tenn.

CINCINNATI 31 VANDERBILT 24



MEMPHIS, Tenn. — Isaiah Pead ran for 149 yards and a touchdown, and Ralph David Abernathy IV's 90-yard kickoff return early in the fourth quarter put Cincinnati ahead as the Bearcats edged Vanderbilt 31-24 in the AutoZone Liberty Bowl.

The Commodores led 21-17 early in the fourth quarter until Abernathy became the first Cincinnati player to return a kickoff for a TD in the program's 13 bowl appearances.

The Commodores, making their fifth bowl appearance and first since 2008, finished the season with a 6-7 record.

Senior QB Larry Smith replaced Vanderbilt starter Jordan Rodgers in the third quarter, and he threw for a season-high 142 yards. Smith's biggest completion was a 68-yard scoring toss to Chris Boyd that gave the Commodores a 21-17 lead early in the fourth quarter. Vanderbilt lost the lead on the ensuing kickoff.

SCORING SUMMARY

TEAM	1	2	3	4	FINAL	RECORD
CINCINNATI	0	14	0	17	31	10-3, 5-2
VANDERBILT	7	0	7	10	24	6-7, 2-6

1ST: VANDERBILT — Stacy 7-yd run (Fowler kick), 3-22 7:34.

2ND: CINCINNATI — Winn 69-yd run (Miliano kick), 1-69 0:14.

CINCINNATI — McClung 8-yd pass from Collaros (Miliano kick), 9-56 2:19.

3RD: VANDERBILT — Seymour 5-yd run (Fowler kick), 8-52 2:24.

4TH: CINCINNATI — Tony Miliano 44-yd FG, 12-33 4:05.

VANDERBILT — Boyd 68-yd pass from Smith (Fowler kick), 2-76 0:30.

CINCINNATI — Abernathy 90-yd KO return (Miliano kick).

CINCINNATI — Pead 12 yd-run (Miliano kick), 3-31 1:23.

VANDERBILT — Fowler 35-yd FG, 10-55 1:22.

CINCINNATI

First Downs	20	14
Net Rushing Yards	44-221	36-127
Net Passing Yards	80	168
Passes Att-Comp-Int	29-12-2	34-12-2
Plays-Yards	73-301	70-295
Punt Returns-Yards	2-(-1)	3-22
KO Returns-Yards	2-120	6-102
Int. Returns-Yds	2-17	2-11
Punts (#-Avg)	7-42.9	8-42.2
Fumbles-Lost	3-0	2-1
Penalties-Yards	5-55	6-39
Possession Time	30:37	29:14
3rd-Down Conv.	4 of 15	6 of 19
4th-Down Conv.	0 of 0	1 of 2
Sacks By: #-Yards	2-7	3-15

VANDY



RUSHING: CINCINNATI — Pead 28-149; Winn 6-78; McClung 1-4; team 1-(-2);

Collaros 8-(-8). VANDERBILT — Zac Stacy 18-57; Jordan Rodgers 9-33;

Richard Kent 1-17; Larry Smith 5-17; Jerron Seymour 2-5; team 1-(-2).

PASSING: CINCINNATI — Collaros 12-29-2-80. VANDERBILT — Larry Smith 8-19-1-142; Jordan Rodgers 4-14-1-26; Zac Stacy 0-1-0-0.

RECEIVING: CINCINNATI — A. Robinson 4-16; Kelce 3-29; Pead 3-15; Chisum 1-12; McClung 1-8. VANDERBILT — Jordan Matthews 4-56; Brandon Barden 3-20; Chris Boyd 2-69; Zac Stacy 2-11; Wesley Tate 1-12.



GAYLORD HOTELS MUSIC CITY

Dec. 31, 2008 ★ Nashville, Tenn.

VANDERBILT 16 BOSTON COLL. 14



NASHVILLE, Tenn. — Vanderbilt won a bowl game for the first time in exactly 53 years, with Bryant Hahnfeldt kicking a 45-yard field goal with 3:26 left for a 16-14 win over #24 Boston College in the Gaylord Hotels Music City Bowl held on New Year's Eve on Nashville's LP Field.

The Commodores hadn't played in a bowl since 1982 — the SEC's longest drought. The victory gave Vanderbilt (7-6) its first winning season since 1982.

This is just the fourth time in the past 50 years that Vanderbilt has won seven games in a season.

The Eagles got the ball twice after Hahnfeldt's third field goal. They had to punt the first time, then Vanderbilt DB Myron Lewis picked off a pass with 1:36 left.

Vanderbilt scored its lone TD when freshman safety Sean Richardson fell on a Commodore punt that bounced off the knee of BC's Paul Anderson with 10:35 left in the third quarter.

Hahnfeldt, a Nashville product playing his final game as a Commodore, matched a single-game, career-high with the three field goals. The Commodores also forced two interceptions while allowing none.

SCORING SUMMARY

TEAM	1	2	3	4	FINAL	RECORD
BOSTON COLLEGE	0	7	0	7	14	9-5, 5-3
VANDERBILT	6	0	7	3	16	7-6, 4-4

1ST: VANDERBILT — Hahnfeldt 42-yd FG, 7-34 3:05. VANDERBILT — Hahnfeldt 26-yd FG, 5-57 2:46.

2ND: BC — Harris 4-yd pass from Davis (Aponavicius PAT), 17-63 6:51.

3RD: VANDERBILT — Richardson 0-yd fumble recovery (Hahnfeldt PAT).

4TH: BC — Larmond 55-yd pass from Davis (Aponavicius PAT), 5-89 1:08.

VANDERBILT — Hahnfeldt 45-yd FG, 7-48 3:12.

	BC	VANDY
First Downs	17	8
Net Rushing Yards	38-141	36-79
Net Passing Yards	190	121
Passes (Att-Comp-Int)	36-15-2	20-10-0
Total Offense: #-Yards	74-331	56-200
Fumble Returns	0-0	0-0
Punt Returns	5-(-14)	3-14
Kickoff Returns	4-76	2-35
Interceptions	0-0	2-0
Punts (#-Avg)	8-39.8	9-42.6
Fumbles-Lost	3-1	1-0
Penalties-Yards	3-34	0-0
Possession Time	31:08	28:52
3rd Down Conversions	7 of 17	1 of 15
4th Down Conversions	1 of 2	0 of 0
Red-Zone Scores-Chances	1-1	1-1
Sacks By: #-Yards	1-3	0-0

RUSHING: BC — Harris 15-68; Haden 17-40; Davis 6-33. VANDERBILT — Chris Nickson 8-57; Larry Smith 10-25; Jared Hawkins 8-13; DJ Moore 1-3; Kennard Reeves 2-2; Jamie Graham 2-(-6); TEAM 4-(-7); Sean Walker 1-(-8).

PASSING: BC — Davis 15-36-2-190. VANDERBILT — Larry Smith 10-17-0-121; Chris Nickson 0-3-0-0.

RECEIVING: BC — Harris 5-25; Purvis 4-29; Robinson 3-40; Larmond 1-55; Jarvis 1-30; Momah 1-11. VANDERBILT — Udom Umoh 3-29; Sean Walker 2-68; Jamie Graham 2-7; George Smith 1-15; Brandon Barden 1-4; Alex Washington 1-(-2).



HALL OF FAME

Dec. 31, 1982 ★ Birmingham, Ala.

AIR FORCE 36 VANDERBILT 28



BIRMINGHAM, Ala. — Without question, the Hall of Fame Bowl was one of college football's most exciting 1982 postseason games.

The game matched one of the nation's most potent aerial attacks featuring Vanderbilt All-SEC quarterback Whit Taylor and one of America's most devastating rushing attacks in the Falcons' option attack.

Offensively, the game lived up to the hype as 33 Hall of Fame records were broken and another eight were

tied in Legion Field. Unfortunately for the Commodores, Air Force walked away the winner 36-28 after a remarkable fourth quarter comeback.

For three quarters, Whit Taylor was unstoppable. Connecting with a variety of receivers and running backs, Taylor's fourth touchdown pass of the game, a four-yarder to Norman Jordan, gave the 'Dores a 28-17 margin entering the fourth quarter. Down by double digits, Air Force scored rushing TDs on three straight possessions to take the win.

Taylor was named the Most Valuable Player, after completing a team-record 38 passes on 51 attempts for 452 yards, which remains as the second highest single-game passing yardage total in Vanderbilt history. Jordan's performance arguably was more remarkable. Though rushing for just four yards, Jordan hauled in 20 receptions for 173 yards and three TDs, breaking five Hall of Fame Bowl records.

SCORING SUMMARY

TEAM	1	2	3	4	FINAL	RECORD
VANDERBILT	7	14	7	0	28	8-4, 4-2
AIR FORCE	7	7	3	19	36	8-5, 4-3

1ST: VANDERBILT — Jordan 28-yd pass from Taylor (Anderson PAT).

AF — Louthan 1-yd run (Pavlich PAT).


2ND: AF — Brown 19-yd run (Pavlich PAT). VANDERBILT — Roach 15-yd pass from Taylor (Anderson PAT). VANDERBILT — Jordan 4-yd pass from Taylor (Anderson PAT).

3RD: AF — Pavlick 21-yd FG. VANDERBILT — Jordan 4-yd pass from Taylor (Anderson PAT).

4TH: AF — Sundquist 3-yd run (failed). AF — Kershner 3-yd run (failed).

AF — Louthan 46-yd run (Pavlich PAT).

	VANDY	AIR FORCE
First Downs	26	23
Rush/Pass/Penalty	2-20-4	16-6
Rushing Attempts	12	69
Net Rushing Yards	35	331
Passes (Att-Comp-Int)	51-38-3	17-11-0
Net Passing Yards	452	136
Total Offensive Plays	63	86
Total Net Yards	495	451
Fumbles (Number-Lost)	2-2	1-0
Penalties	4-39	8-75
Interceptions	0-0	3-19
Punts-Yards	2-65	5-180
Punt Average	32.5	36.0
Kickoff Returns	6-102	4-84
Possession Time	20:42	39:18



RUSHING: VANDERBILT — Taylor 4-(-6), Edwards 5-21, Matthews 1-13, Jordan 1-4, Scott 1-3. AF — Kershner 32-132, Greenwood 4-11, Louthan 16-74, Sundquist 13-64, Brown 4-34.

PASSING: VANDERBILT — Taylor 51-38-3, 452 yards. AF — Louthan 17-11-0, 136 yards.

RECEIVING: VANDERBILT — Perry 3-52, Jordan 20-173, Matthews 2-21, Roach 4-76, Edwards 4-37, Scott 5-93. AF — Greenwood 6-77, Simmons 1-7, Kirby 2-30, Moore 1-16, Brown 1-6.



PEACH

Dec. 28, 1974 ★ Atlanta, Ga.

VANDERBILT 6 TEXAS TECH 6



ATLANTA, Ga. – The 1974 Peach Bowl was a game with no champion but two winners, the Commodores and Texas Tech Red Raiders.

Despite the effective rushing of Red Raider tailback Larry Isaac and fullback Cliff Hoskins, the Commodore defense held Texas Tech without points in the first half and entered halftime with a 3-0 lead after Mark Adams kicked a 31-yard field goal with 10 minutes remaining.

Neither team was able to muster much offense in the third quarter, though Texas Tech did tie the score at 3-3 after a drive stalled at the Vanderbilt 16-yard line.

Early in the fourth quarter, the Commodores' freshman lineman Dennis Harrison stopped a deep Texas Tech threat by blocking a Red Raider field goal attempt. The Tech drive started following one of two VU turnovers during the game.

After the blocked field goal, the Commodores responded with a possession that ended with Adams' second field goal of the day, a 26-yarder that resulted in a 6-3 Vanderbilt margin. However, Texas Tech tied the game at the 2:00 mark on a 35-yard field goal by Brian Hall. On its final drive, Vanderbilt could not move into scoring range.

The 'Dore offense struggled much of the day, with QB David Lee hitting just five of 14 attempts. RB Jamie O'Rourke had 76 rushing yards.

The limited offensive production from both teams resulted in numerous defensive and scoring records being set in the game.

SCORING SUMMARY

TEAM	1	2	3	4	FINAL	RECORD
TEXAS TECH	0	0	3	3	6	6-4-2, 3-4
VANDERBILT	0	3	0	3	6	7-3-2, 2-3-1

2ND: VANDERBILT – Adams 31-yd FG.

3RD: TEXAS TECH – Hall 26-yd FG

4TH: VANDERBILT – Adams 26-yd FG. TEXAS TECH – Hall 35-yd FG.


	TEXAS TECH	VANDY
First Downs	19	10
Rush/Pass/Penalty	17-2-0	7-3-0
Rushing Attempts	65	41
Net Rushing Yards	306	140
Passes (Att-Comp-Int)	10-3-1	17-5-1
Net Passing Yards	35	60
Total Offensive Plays	75	58
Total Net Yards	341	200
Fumbles (Number-Lost)	3-2	1-1
Penalties	1-14	1-5
Interceptions	1-0	1-41
Punts-Yards	6-215	8-321
Punt Average	35.8	40.1
Punt Returns	0-0	1-26
Kickoff Returns	3-88	3-63

RUSHING: TEXAS TECH – Hoskins 13-116, Isaac 20-101, Garner 9-38, Taylor 8-34, Williams 3-27, Duniven 12-(-10). VANDERBILT – O'Rourke 17-76, Sadler 8-31, Garcia 4-21, Groves 2-14, Mathers 1-0, Lee 9-(-2).

PASSING: TEXAS TECH – Duniven 8-3-0, 35 yards. Williams 1-0-0, 0 yards.

Roberts 1-0-1, 0 yards. VANDERBILT – Lee 14-5-1, 60 yds. Fisher 3-0-0.

RECEIVING: TEXAS TECH – Felux 2-21, Williams 1-14. VANDERBILT – Burton 2-36, O'Rourke 2-15, Mathers 1-9.



GATOR

Dec. 31, 1955 ★ Jacksonville, Fla.

VANDERBILT 25 AUBURN 13



JACKSONVILLE, Fla. – Still hurting from a dislocated right elbow suffered in the Tennessee game, quarterback Don Orr scored two touchdowns and set up another as the Commodores defeated No. 8 Auburn in the 11th Gator Bowl 25-13.

The Vandy defense provided a huge lift for the 'Dores, recovering five fumbles in the win.

Vanderbilt's first score was set up when Orr recovered an Auburn fumble. Eight plays later, Joe Stephenson ran seven yards for the VU TD.

Auburn answered on a 38-yard TD pass from Howell Tubbs to Rob James in the second quarter, but the rest of the game belonged to the Black and Gold. On Vanderbilt's following possession, Orr carried the ball 44 yards to the Tigers' 28. He then passed to Joe Scales, who advanced to the Auburn four-yard line. On the next play, Orr carried the ball over the line after a fake to RB Phil King to give Vanderbilt a 13-7 lead at the half.

At the opening of the third quarter, Vanderbilt guard Sonny Tatum recovered an Auburn fumble, and the Commodores marched quickly into scoring position as Orr crossed the goal line for his second touchdown of the day to make the score 19-7. Both teams scored once more in the fourth quarter. Vanderbilt's score came on a one-yard run off right tackle by Charley Horton.

Vanderbilt coach Art Guepe cleared his bench in the final minutes, using 38 of the 39 men dressed for the game. Capitalizing on Auburn's five fumbles and using an ailing quarterback, Vanderbilt captured its first bowl win.

SCORING SUMMARY

TEAM	1	2	3	4	FINAL	RECORD
VANDERBILT	7	6	6	6	25	8-3, 4-3
AUBURN	0	7	0	6	13	8-2-1, 5-1-1

1ST: VANDERBILT – Stephenson 7-yd pass from Orr (Jalufka kick).

2ND: Auburn – James 38-yd pass from Tubbs (Tubbs kick). VU–Orr 4-yd run (kick failed).

3RD: VANDERBILT – Orr 1-yd run (kick failed).

4TH: VANDERBILT – Horton 1-yd run (kick failed). Auburn–Phillips 7-yd pass from Cook (kick failed)

	VANDY	AUBURN
First Downs	15	15
Rush/Pass/Penalty	11-4-0	9-6-0
Rushing Attempts	44	45
Net Rushing Yards	177	159
Passing (Att-Comp-Int)	8-5-1	13-7-0
Net Passing Yards	94	142
Offensive Plays	52	58
Total Net Yards	271	301
Fumbles (Number-Lost)	1-0	5-5
Penalties	5-54	6-59
Interceptions	0-0	1-14
Punts-Yards	4-127	3-87
Punt Average	31.8	29.0
Punt Returns	0-0	2-6
Kickoff Returns	2-36	6-121

RUSHING: VANDERBILT – King 10-33, Horton 13-57, Orr 10-43, Hunt 6-39, Scales 1-3, Morgan 1-6, Tkac 2-(-3), Jabaley 1-(-1). AUBURN – James 9-42, Childress 15-58, Tubbs 11-15, Hoppe 6-33, Shell 2-5, Cooke 2-6.

PASSING: VANDERBILT – Orr 6-4-67-1, Sturm 2-1-27-0.

AUBURN – Tubbs 9-4-101-0, Cooke 3-3-41-0, Burbank 1-0-0.

RECEIVING: VANDERBILT – Scales 2-44, Stephenson 2-23, Brown 1-27.

AUBURN – James 2-51, Childress 1-22, Elliott 2-41, Philips 2-28.





VANDERBILT BOWL RECORDS

FIRST DOWNS

Vanderbilt

26.....	Air Force, Hall of Fame Bowl	1982
17.....	NC State, Music City Bowl	2012

Opponent

24.....	NC State, Music City Bowl	2012
23.....	Air Force, Hall of Fame Bowl	1982

RUSHING

MOST ATTEMPTS

Vanderbilt

52.....	Houston, BBVA Compass Bowl	2013
44.....	Auburn, Gator Bowl	1955

Opponent

69.....	Air Force, Hall of Fame Bowl	1982
65.....	Texas Tech, Peach Bowl	1974

NET YARDS RUSHING

Vanderbilt

211.....	Houston, BBVA Compass Bowl	2013
177.....	Auburn, Gator Bowl	1955

Opponent

331.....	Air Force, Hall of Fame Bowl	1982
306.....	Texas Tech, Peach Bowl	1974

PASSING

ATTEMPTS

Vanderbilt

51.....	Air Force, Hall of Fame Bowl	1982
34.....	Cincinnati, Liberty Bowl	2011

Opponent

53.....	NC State, Music City Bowl	2012
49.....	Houston, BBVA Compass Bowl	2013

COMPLETIONS

Vanderbilt

38.....	Air Force, Hall of Fame Bowl	1982
---------	------------------------------------	------

Opponent

35.....	NC State, Music City Bowl	2012
---------	---------------------------------	------

COMPLETION PERCENTAGE

Vanderbilt

74.5%	Air Force, Hall of Fame Bowl	1982
62.5%	Auburn, Gator Bowl	1955

Opponent

66.0%	NC State, Music City Bowl	2012
64.7%	Air Force, Hall of Fame Bowl	1982

PASSING YARDS

Vanderbilt

452.....	Air Force, Hall of Fame Bowl	1982
168.....	Cincinnati, Liberty Bowl	2011

Opponent

383.....	NC State, Music City Bowl	2013
238.....	Houston, BBVA Compass Bowl	2013

MOST PASSING TDS

Vanderbilt

4.....	Air Force, Hall of Fame Bowl	1982
2.....	NC State, Music City Bowl	2012

Opponent

.....	Houston, BBVA Compass Bowl	2013
2.....	Auburn, Gator Bowl	1955

.....	Boston College, Music City Bowl	2008
.....	Houston, BBVA Compass Bowl	2013

MOST INTERCEPTIONS

Vanderbilt

3.....	Air Force, Hall of Fame Bowl	1982
--------	------------------------------------	------

Opponent

3.....	NC State, Music City Bowl	2012
--------	---------------------------------	------

TOTAL OFFENSE

PLAYS

Vanderbilt

71.....	Houston, BBVA Compass Bowl	2013
70.....	Cincinnati, Liberty Bowl	2011

Opponent

86.....	Air Force, Hall of Fame Bowl	1982
78.....	NC State, Music City Bowl	2012

TOTAL YARDS

Vanderbilt

495.....	Air Force, Hall of Fame Bowl	1982
365.....	Houston, BBVA Compass Bowl	2013

Opponent

451.....	Air Force, Hall of Fame Bowl	1982
424.....	NC State, Music City Bowl	2012

PUNTING

TOTAL PUNTS

Vanderbilt

10.....	Houston, BBVA Compass Bowl	2013
9.....	Boston College, Music City Bowl	2008

Opponent

10.....	Houston, BBVA Compass Bowl	2013
8.....	Boston College, Music City Bowl	2008

NET PUNTING AVG.

Vanderbilt

42.6.....	Houston, BBVA Compass Bowl	2013
42.4.....	Boston College, Music City Bowl	2008

Opponent

41.8.....	Houston, BBVA Compass Bowl	2013
-----------	----------------------------------	------

PUNT RETURNS

TOTAL RETURN YARDS

Vanderbilt

26.....	Texas Tech, Peach Bowl	1974
---------	------------------------------	------

Opponent

6.....	Houston, BBVA Compass Bowl	2013
--------	----------------------------------	------

KICKOFF RETURNS

KICKOFF RETURN YARDS

Vanderbilt

105.....	NC State, Music City Bowl	2012
----------	---------------------------------	------

Opponent

173.....	NC State, Music City Bowl	2012
143.....	Houston, BBVA Compass Bowl	2013

INTERCEPTIONS

TOTAL INTERCEPTIONS

Vanderbilt

3.....	NC State, Music City Bowl	2012
2.....	Houston, BBVA Compass Bowl	2013

Opponent

3.....	Air Force, Hall of Fame Bowl	1982
2.....	Houston, BBVA Compass Bowl	2013

RETURN YARDS

Vanderbilt

77.....	NC State, Music City Bowl	2012
54.....	Houston, BBVA Compass Bowl	2013

Opponent

19.....	Air Force, Hall of Fame Bowl	1982
---------	------------------------------------	------

FUMBLES

FORCED FUMBLES

Vanderbilt

6.....	Houston, BBVA Compass Bowl	2013
3.....	NC State, Music City Bowl	2012

FUMBLES LOST

Vanderbilt

2.....	Air Force, Hall of Fame Bowl	1982
--------	------------------------------------	------

Opponent

5.....	Auburn, Gator Bowl	1955
--------	--------------------------	------

TURNOVERS

MOST TURNOVERS

Vanderbilt

5.....	Air Force, Hall of Fame Bowl	1982
2.....	Texas Tech, Peach Bowl	1974

Opponent

6.....	Auburn, Gator Bowl	1955
5.....	NC State, Music City Bowl	2012

PENALTIES

TOTAL PENALTIES

Vanderbilt

6.....	Cincinnati, Liberty Bowl	2011
--------	--------------------------------	------

FEWEST PENALTIES

Vanderbilt

0.....	Boston College, Music City Bowl	2008
--------	---------------------------------------	------

PENALTY YARDS

Vanderbilt

54.....	Auburn, Gator Bowl	1955
---------	--------------------------	------

FIELD GOALS

Field Goals Made

Vanderbilt

3.....	Boston College, Music City Bowl	2008
2.....	Texas Tech, Peach Bowl	1974

Opponent

.....	Houston, BBVA Compass Bowl	2013
-------	----------------------------------	------

Opponent

2.....	Texas Tech, Peach Bowl	1974
--------	------------------------------	------

FIELD GOALS ATTEMPTED

Vanderbilt

3.....	Boston College, Music City Bowl	2008
--------	---------------------------------------	------

Opponent

3.....	Cincinnati, Liberty Bowl	2011
--------	--------------------------------	------

SCORING

TOTAL POINTS

Vanderbilt

41.....	Houston, BBVA Compass Bowl	2013
---------	----------------------------------	------

BOTH TEAMS

65.....	Houston, BBVA Compass Bowl	2013
---------	----------------------------------	------

LARGEST MARGIN OF VICTORY

Vanderbilt

17.....	Houston, BBVA Compass Bowl	2013
---------	----------------------------------	------

MOST TOUCHDOWNS

Vanderbilt

5.....	NC State, Music City Bowl	2012
.....	Houston, BBVA Compass Bowl	2013

MOST POINTS BY QUARTER

FIRST QUARTER

Vanderbilt

14.....	Houston, BBVA Compass Bowl	2013
---------	----------------------------------	------

SECOND QUARTER

Vanderbilt

21.....	NC State, Music City Bowl	2012
---------	---------------------------------	------

THIRD QUARTER

Vanderbilt

7.....	Air Force, Hall of Fame Bowl	1982
.....	Boston College, Music City Bowl	2008

.....	Cincinnati, Liberty Bowl	2011
-------	--------------------------------	------

FOURTH QUARTER

Vanderbilt

17.....	Houston, BBVA Compass Bowl	2013
---------	----------------------------------	------

MOST POINTS BY HALF

FIRST HALF

Vanderbilt

28.....	NC State, Music City Bowl	2012
---------	---------------------------------	------

SECOND HALF

Vanderbilt

17.....	Cincinnati, Liberty Bowl	2011
.....	Houston, BBVA Compass Bowl	2013



INDIVIDUAL OFFENSIVE RECORDS

RUSHING

RUSHING YARDS

107.....	Zac Stacy vs. NC State, Music City Bowl.....	12/31/2012
89.....	Jerron Seymour vs. Houston, BBVA Compass Bowl.....	1/4/2014
76.....	Jamie O'Rourke vs. Texas Tech, Peach Bowl.....	12/28/1974
75.....	Brian Kimbrow vs. Houston, BBVA Compass Bowl.....	1/4/2014
57.....	Charley Horton vs. Auburn, Gator Bowl.....	12/31/1955
57.....	Chris Nickson vs. Boston College, Music City Bowl.....	12/31/2008
57.....	Zac Stacy vs. Cincinnati, Liberty Bowl.....	12/31/2011
43.....	Don Orr vs. Auburn, Gator Bowl.....	12/31/1955
39.....	Donald Hunt vs. Auburn, Gator Bowl.....	12/31/1955
37.....	Patton Robinette vs. Houston, BBVA Compass Bowl.....	1/4/2014
33.....	Phil King vs. Auburn, Gator Bowl.....	12/31/1955
33.....	Jordan Rodgers vs. Cincinnati, Liberty Bowl.....	12/31/2011
31.....	Lonnie Sadler vs. Texas Tech, Peach Bowl.....	12/28/1974
25.....	Larry Smith vs. Boston College, Music City Bowl.....	12/31/2008

RUSHING TOUCHDOWNS

2.....	Don Orr vs. Auburn, Gator Bowl.....	12/31/1955
1.....	Charley Horton vs. Auburn, Gator Bowl.....	12/31/1955
1.....	Zac Stacy vs. NC State, Music City Bowl.....	12/31/2012
1.....	Wesley Tate vs. NC State, Music City Bowl.....	12/31/2012
1.....	Jordan Rodgers vs. NC State, Music City Bowl.....	12/31/2012
1.....	Brian Kimbrow vs. Houston, BBVA Compass Bowl.....	1/4/2014
1.....	Patton Robinette vs. Houston, BBVA Compass Bowl.....	1/4/2014
1.....	Jerron Seymour vs. Houston, BBVA Compass Bowl.....	1/4/2014

PASSING

COMPLETIONS

38.....	Whit Taylor vs. Air Force, Hall of Fame Bowl.....	12/31/1982
16.....	Jordan Rodgers vs. NC State, Music City Bowl.....	12/31/2012
10.....	Larry Smith vs. Boston College, Music City Bowl.....	12/31/2008
8.....	Larry Smith vs. Cincinnati, Liberty Bowl.....	12/31/2011
6.....	Patton Robinette vs. Houston, BBVA Compass Bowl.....	1/4/2014
5.....	David Lee vs. Texas Tech, Peach Bowl.....	12/28/1974
4.....	Don Orr vs. Auburn, Gator Bowl.....	12/31/1955

ATTEMPTS

51.....	Whit Taylor vs. Air Force, Hall of Fame Bowl.....	12/31/1982
25.....	Jordan Rodgers vs. NC State, Music City Bowl.....	12/31/2012
19.....	Larry Smith vs. Cincinnati, Liberty Bowl.....	12/31/2011
17.....	Larry Smith vs. Boston College, Music City Bowl.....	12/31/2008
14.....	David Lee vs. Texas Tech, Peach Bowl.....	12/28/1974
14.....	Jordan Rodgers vs. Cincinnati, Liberty Bowl.....	12/31/2011

COMPLETION PERCENTAGE (MIN. 10 ATTEMPTS)

.745.....	Whit Taylor vs. Air Force, Hall of Fame Bowl.....	12/31/1982
.640.....	Jordan Rodgers vs. NC State, Music City Bowl.....	12/31/2012
.588.....	Larry Smith vs. Boston College, Music City Bowl.....	12/31/2008

PASSING YARDS

452.....	Whit Taylor vs. Air Force, Hall of Fame Bowl.....	12/31/1982
154.....	Patton Robinette vs. Houston, BBVA Compass Bowl.....	1/4/2014
142.....	Larry Smith vs. Cincinnati, Liberty Bowl.....	12/31/2011
121.....	Larry Smith vs. Boston College, Music City Bowl.....	12/31/2008
108.....	Jordan Rodgers vs. NC State, Music City Bowl.....	12/31/2012

TOUCHDOWN PASSES

4.....	Whit Taylor vs. Air Force, Hall of Fame Bowl.....	12/31/1982
2.....	Jordan Rodgers vs. NC State, Music City Bowl.....	12/31/2012
2.....	Patton Robinette vs. Houston, BBVA Compass Bowl.....	1/4/2014

INTERCEPTIONS THROWN

3.....	Whit Taylor vs. Air Force, Hall of Fame Bowl.....	12/31/1982
2.....	Patton Robinette vs. Houston, BBVA Compass Bowl.....	1/4/2014

RECEIVING

RECEIVING YARDS

173.....	Norman Jordan vs. Air Force, Hall of Fame Bowl.....	12/31/1982
143.....	Jordan Matthews vs. Houston, BBVA Compass Bowl.....	1/4/2014
93.....	John Miller Scott vs. Air Force, Hall of Fame Bowl.....	12/31/1982
76.....	Phil Roach vs. Air Force, Hall of Fame Bowl.....	12/31/1982
69.....	Chris Boyd vs. Cincinnati, Liberty Bowl.....	12/31/2011
68.....	Sean Walker vs. Boston College, Music City Bowl.....	12/31/2008
61.....	Jordan Matthews vs. NC State, Music City Bowl.....	12/31/2012
56.....	Jordan Matthews vs. Cincinnati, Liberty Bowl.....	12/31/2011
52.....	Arnaz Perry vs. Air Force, Hall of Fame Bowl.....	12/31/1982
44.....	Hugh Scales vs. Auburn, Gator Bowl.....	12/31/1955

RECEPTIONS

20.....	Norman Jordan vs. Air Force, Hall of Fame Bowl.....	12/31/1982
7.....	Jordan Matthews vs. NC State, Music City Bowl.....	12/31/2012
5.....	John Miller Scott vs. Air Force, Hall of Fame Bowl.....	12/31/1982
5.....	Jordan Matthews vs. Houston, BBVA Compass Bowl.....	1/4/2014
4.....	Phil Roach vs. Air Force, Hall of Fame Bowl.....	12/31/1982
4.....	Keith Edwards vs. Air Force, Hall of Fame Bowl.....	12/31/1982
4.....	Jordan Matthews vs. Cincinnati, Liberty Bowl.....	12/31/2011
4.....	Chris Boyd vs. NC State, Music City Bowl.....	12/31/2012

RECEIVING TOUCHDOWNS

3.....	Norman Jordan vs. Air Force, Hall of Fame Bowl.....	12/31/1982
2.....	Jordan Matthews vs. Houston, BBVA Compass Bowl.....	1/4/2014

TOTAL OFFENSE

TOTAL PLAYS

55.....	Whit Taylor vs. Air Force, Hall of Fame Bowl.....	12/31/1982
34.....	Patton Robinette vs. Houston, BBVA Compass Bowl.....	1/4/2014
29.....	Jordan Rodgers vs. NC State, Music City Bowl.....	12/31/2012
26.....	Zac Stacy vs. NC State, Music City Bowl.....	12/31/2012
24.....	Larry Smith vs. Boston College, Music City Bowl.....	12/31/2008

TOTAL YARDS

446.....	Whit Taylor vs. Air Force, Hall of Fame Bowl.....	12/31/1982
191.....	Patton Robinette vs. Houston, BBVA Compass Bowl.....	1/4/2014
173.....	Norman Jordan vs. Air Force, Hall of Fame Bowl.....	12/31/1982
159.....	Larry Smith vs. Cincinnati, Liberty Bowl.....	12/31/2011
157.....	Larry Smith vs. Boston College, Music City Bowl.....	12/31/2008
151.....	Jordan Matthews vs. Houston, BBVA Compass Bowl.....	1/4/2014
119.....	Zac Stacy vs. NC State, Music City Bowl.....	12/31/2012
114.....	Jordan Rodgers vs. NC State, Music City Bowl.....	12/31/2012
110.....	Don Orr vs. Auburn, Gator Bowl.....	12/31/1955

SCORING

POINTS SCORED

24.....	Whit Taylor vs. Air Force, Hall of Fame Bowl.....	12/31/1982
18.....	Don Orr vs. Auburn, Gator Bowl.....	12/31/1955
18.....	Norman Jordan vs. Air Force, Hall of Fame Bowl.....	12/31/1982
12.....	Jordan Matthews vs. Houston, BBVA Compass Bowl.....	1/4/2014
11.....	Carey Spear vs. Houston, BBVA Compass Bowl.....	1/4/2014
10.....	Bryant Hahnfeldt vs. Boston College, Music City Bowl.....	12/31/2008

TOUCHDOWNS ACCOUNTED FOR

4.....	Whit Taylor vs. Air Force, Hall of Fame Bowl.....	12/31/1982
3.....	Don Orr vs. Auburn, Gator Bowl.....	12/31/1955
3.....	Norman Jordan vs. Air Force, Hall of Fame Bowl.....	12/31/1982
3.....	Jordan Rodgers vs. NC State, Music City Bowl.....	12/31/2012



INDIVIDUAL DEFENSIVE RECORDS

TACKLES

TOTAL TACKLES

16.....	Manuel Young vs. Air Force, Hall of Fame Bowl.....	12/31/1982
14.....	Jeff McFerran vs. Air Force, Hall of Fame Bowl.....	12/31/1982
.....	Bob O'Connor vs. Air Force, Hall of Fame Bowl.....	12/31/1982
11.....	Joe Staley vs. Air Force, Hall of Fame Bowl.....	12/31/1982
10.....	John Clemens vs. Air Force, Hall of Fame Bowl.....	12/31/1982
.....	Chris Marve vs. Boston College, Music City Bowl.....	12/31/2008
.....	Archibald Barnes vs. Cincinnati, Liberty Bowl.....	12/31/2011
.....	Kenny Ladler vs. NC State, Music City Bowl.....	12/31/2012
9.....	Patrick Benoist vs. Boston College, Music City Bowl.....	12/31/2008
.....	Reshard Langford vs. Boston College, Music City Bowl.....	12/31/2008
.....	Andre Hal vs. Houston, BBVA Compass Bowl.....	1/4/2014
8.....	Casey Hayward vs. Cincinnati, Liberty Bowl.....	12/31/2011
7.....	Chase Garnham vs. NC State, Music City Bowl.....	12/31/2012

SOLO TACKLES

12.....	Bob O'Connor vs. Air Force, Hall of Fame Bowl.....	12/31/1982
10.....	Manuel Young vs. Air Force, Hall of Fame Bowl.....	12/31/1982
9.....	Joe Staley vs. Air Force, Hall of Fame Bowl.....	12/31/1982
.....	John Clemens vs. Air Force, Hall of Fame Bowl.....	12/31/1982
6.....	Reshard Langford vs. Boston College, Music City Bowl.....	12/31/2008
.....	Archibald Barnes vs. Cincinnati, Liberty Bowl.....	12/31/2011
.....	Casey Hayward vs. Cincinnati, Liberty Bowl.....	12/31/2011
.....	Kenny Ladler vs. NC State, Music City Bowl.....	12/31/2012
.....	Andre Hal vs. Houston, BBVA Compass Bowl.....	1/4/2014
5.....	Chris Marve vs. Boston College, Music City Bowl.....	12/31/2008
.....	Chase Garnham vs. Cincinnati, Liberty Bowl.....	12/31/2011
.....	Sean Richardson vs. Cincinnati, Liberty Bowl.....	12/31/2011
.....	Trey Wilson vs. NC State, Music City Bowl.....	12/31/2012
.....	Karl Butler vs. Houston, BBVA Compass Bowl.....	1/4/2014
.....	Chase Garnham vs. Houston, BBVA Compass Bowl.....	1/4/2014

FUMBLES

FORCED FUMBLES

1.....	Eric Samuels vs. NC State, Music City Bowl.....	12/31/2012
.....	Johnell Thomas vs. NC State, Music City Bowl.....	12/31/2012
.....	Kyle Woestmann vs. NC State, Music City Bowl.....	12/31/2012
.....	Chase Garnham vs. Houston, BBVA Compass Bowl.....	1/4/2014

FUMBLE RECOVERIES

1.....	Sean Richardson vs. Boston College, Music City.....	12/31/2008
.....	Caleb Azubike vs. NC State, Music City Bowl.....	12/31/2012
.....	Kenny Ladler vs. NC State, Music City Bowl.....	12/31/2012
.....	Andrew Williamson vs. Houston, BBVA Compass Bowl.....	1/4/2014

TACKLES FOR LOSS

2.0.....	Bob O'Connor vs. Air Force, Hall of Fame Bowl.....	12/31/1982
.....	John Clemens vs. Air Force, Hall of Fame Bowl.....	12/31/1982
.....	Kyle Woestmann vs. NC State, Music City Bowl.....	12/31/2012
.....	Karl Butler vs. Houston, BBVA Compass Bowl.....	1/4/2014
.....	Stephen Weatherly vs. Houston, BBVA Compass Bowl.....	1/4/2014
1.5.....	Chris Marve vs. Cincinnati, Liberty Bowl.....	12/31/2011
.....	Darreon Herring vs. Houston, BBVA Compass Bowl.....	1/4/2014

QUARTERBACK SACKS

2.0.....	Chris Marve vs. Cincinnati, Liberty Bowl.....	12/31/2011
.....	Kyle Woestmann vs. NC State, Music City Bowl.....	12/31/2012
1.0.....	Chase Garnham vs. Cincinnati, Liberty Bowl.....	12/31/2011
.....	Chase Garnham vs. NC State, Music City Bowl.....	12/31/2012
.....	Karl Butler vs. Houston, BBVA Compass Bowl.....	1/4/2014
.....	Barren Dixon vs. Houston, BBVA Compass Bowl.....	1/4/2014
.....	Stephen Weatherly vs. Houston, BBVA Compass Bowl.....	1/4/2014

QUARTERBACK HURRIES

2.....	Kyle Woestmann vs. NC State, Music City Bowl.....	12/31/2012
.....	Stephen Weatherly vs. Houston, BBVA Compass Bowl.....	1/4/2014

INTERCEPTIONS

TOTAL INTERCEPTIONS

2.....	Casey Hayward vs. Cincinnati, Liberty Bowl.....	12/31/2011
1.....	Emory Chesley vs. Texas Tech, Peach Bowl.....	12/28/1974
.....	Myron Lewis vs. Boston College, Music City Bowl.....	12/31/2008
.....	Ryan Hamilton vs. Boston College, Music City Bowl.....	12/31/2008
.....	Trey Wilson vs. NC State, Music City Bowl.....	12/31/2012
.....	Eric Samuels vs. NC State, Music City Bowl.....	12/31/2012
.....	Kenny Ladler vs. NC State, Music City Bowl.....	12/31/2012
.....	Andre Hal vs. Houston, BBVA Compass Bowl.....	1/4/2014
.....	Jahmel McIntosh vs. Houston, BBVA Compass Bowl.....	1/4/2014

RETURN YARDS

65.....	Trey Wilson vs. NC State, Music City Bowl.....	12/31/2012
29.....	Casey Hayward vs. Houston, BBVA Compass Bowl.....	1/4/2014
25.....	Jahmel McIntosh vs. Houston, BBVA Compass Bowl.....	1/4/2014

PASS BREAKUPS

3.....	Andre Hal vs. NC State, Music City Bowl.....	12/31/2012
.....	Andre Hal vs. Houston, BBVA Compass Bowl.....	1/4/2014
2.....	Casey Hayward vs. Boston College, Music City Bowl.....	12/31/2011
.....	Karl Butler vs. Houston, BBVA Compass Bowl.....	1/4/2014
.....	Steven Clarke vs. Houston, BBVA Compass Bowl.....	1/4/2014
.....	Kenny Ladler vs. Houston, BBVA Compass Bowl.....	1/4/2014



INDIVIDUAL SPECIAL TEAMS RECORDS

PUNTING

PUNTS

10.....	Colby Cooke vs. Houston, BBVA Compass Bowl.....	1/4/2014
9.....	Brett Upson vs. Boston College, Music City Bowl	12/31/2008
8.....	Ferguson Burton vs. Texas Tech, Peach Bowl	12/28/1974
.....	Richard Kent vs. Cincinnati, Liberty Bowl	12/31/2011
5.....	Richard Kent vs. N.C. State, Music City Bowl.....	12/31/2012

HIGHEST AVERAGE (MIN. 2 PUNTS)

46.2.....	Richard Kent vs. N.C. State, Music City Bowl.....	12/31/2012
45.2.....	Colby Cooke vs. Houston, BBVA Compass Bowl.....	1/4/2014
42.6.....	Brett Upson vs. Boston College, Music City Bowl	12/31/2008
42.2.....	Richard Kent vs. Cincinnati, Liberty Bowl	12/31/2011
40.1.....	Ferguson Burton vs. Texas Tech, Peach Bowl	12/28/1974

PUNT RETURNS

RETURNS

4.....	Jonathan Krause vs. Houston, BBVA Compass Bowl	1/4/2014
3.....	Jamie Graham vs. Boston College, Music City Bowl	12/31/2008
.....	Jonathan Krause vs. Cincinnati, Liberty Bowl.....	12/31/2011

RETURN YARDS

26.....	Dennis Harrison vs. Texas Tech, Peach Bowl	12/28/1974
22.....	Jonathan Krause vs. Cincinnati, Liberty Bowl.....	12/31/2011
18.....	Jonathan Krause vs. Houston, BBVA Compass Bowl	1/4/2014

KICKOFF RETURNS

RETURNS

3.....	Clayton Parker vs. Air Force, Hall of Fame Bowl.....	12/31/1982
.....	Darrius Sims vs. Houston, BBVA Compass Bowl	1/4/2014

RETURN YARDS

73.....	Brian Kimbrow vs. N.C. State, Music City Bowl	12/31/2012
62.....	Darrius Sims vs. Houston, BBVA Compass Bowl.....	1/4/2014
49.....	Andre Hal vs. Cincinnati, Liberty Bowl.....	12/31/2011
46.....	Clayton Parker vs. Air Force, Hall of Fame Bowl.....	12/31/1982

FIELD GOALS

FIELD GOALS MADE

3.....	Bryant Hahnfeldt vs. Boston College, Music City Bowl	12/31/2008
2.....	Lonnie Sadler vs. Texas Tech, Peach Bowl.....	12/28/1974
.....	Carey Spear vs. Houston, BBVA Compass Bowl.....	1/4/2014

FG ATTEMPTS

3.....	Bryant Hahnfeldt vs. Boston College, Music City Bowl	12/31/2008
2.....	Lonnie Sadler vs. Texas Tech, Peach Bowl.....	12/28/1974
.....	Carey Spear vs. N.C. State, Music City Bowl.....	12/31/2012
.....	Carey Spear vs. Houston, BBVA Compass Bowl.....	1/4/2014

OPPONENTS INDIVIDUAL RECORDS

RUSHING

ATTEMPTS

32.....	John Kershner - Air Force, Hall of Fame Bowl	12/31/1982
---------	--	------------

RUSHING YARDS

149.....	Isaiah Pead - Cincinnati, Liberty Bowl.....	12/31/2011
----------	---	------------

PASSING

ATTEMPTS

53.....	Mike Glennon - NC State, Music City Bowl	12/31/2012
---------	--	------------

COMPLETIONS

35.....	Mike Glennon - NC State, Music City Bowl	12/31/2012
---------	--	------------

COMPLETION PERCENTAGE (MIN. 10 ATTEMPTS)

66%.....	Mike Glennon - NC State, Music City Bowl	12/31/2012
----------	--	------------

PASSING YARDS

383.....	Mike Glennon - NC State, Music City Bowl	12/31/2012
----------	--	------------

TOUCHDOWN PASSES

2.....	Dominique Davis - Boston College, Music City Bowl.....	12/31/2008
.....	John O'Korn - Houston, BBVA Compass Bowl.....	1/4/2014

INTERCEPTIONS THROWN

3.....	Mike Glennon - NC State, Music City Bowl	12/31/2012
--------	--	------------

RECEIVING

TOTAL RECEPTIONS

8.....	Tobias Palmer - NC State, Music City Bowl.....	12/31/2012
--------	--	------------

RECEIVING YARDS

111.....	Tobias Palmer - NC State, Music City Bowl	12/31/2012
----------	---	------------

RECEIVING TOUCHDOWNS

1.....	Fob James - Auburn, Gator Bowl.....	12/31/1955
.....	Jimmy Phillips - Auburn, Gator Bowl	12/31/1955
.....	M. Harris - Boston College, Music City Bowl	12/31/2008
.....	C. Larmond - Boston College, Music City Bowl.....	12/31/2008
.....	Rashard Smith - NC State, Music City Bowl.....	12/31/2012
.....	M. Ambles - Houston, BBVA Compass Bowl	1/4/2014
.....	D. Greenberry - Houston, BBVA Compass Bowl	1/4/2014

PUNTS

MOST PUNTS

10.....	Richie Leone - Houston, BBVA Compass Bowl	1/4/2014
---------	---	----------

PUNT RETURNS

MOST RETURNS

2.....	Fob James - Auburn, Gator Bowl.....	12/31/1955
.....	Dominick LeGrande - Boston College, Music City Bowl	12/31/2008
.....	Isaiah Pead - Cincinnati, Liberty Bowl.....	12/31/2011
.....	Greg Ward - Houston, BBVA Compass Bowl.....	1/4/2014

RETURN YARDS

6.....	Fob James - Auburn, Gator Bowl.....	12/31/1955
.....	Montel Harris - Boston College, Music City Bowl	12/31/2008
.....	Greg Ward - Houston, BBVA Compass Bowl.....	1/4/2014

KICKOFF RETURNS

MOST RETURNS

6.....	Fob James - Auburn, Gator Bowl.....	12/31/1955
.....	Tobias Palmer - NC State, Music City Bowl.....	12/31/2012

RETURN YARDS

173.....	Tobias Palmer - NC State, Music City Bowl.....	12/31/2012
----------	--	------------

INTERCEPTIONS

MOST INTERCEPTIONS

2.....	Carl Dieudonne - Air Force, Hall of Fame Bowl.....	12/31/1982
--------	--	------------

RETURN YARDS

19.....	Carl Dieudonne - Air Force, Hall of Fame Bowl.....	12/31/1982
---------	--	------------

PLAYS

TOTAL PLAYS

56.....	Mike Glennon - NC State, Music City Bowl	12/31/2012
---------	--	------------

POINTS

MOST POINTS

12.....	Marty Louthan - Air Force, Hall of Fame Bowl	12/31/1982
.....	Dominique Davis - Boston College, Music City Bowl.....	12/31/2008



94 TOREY AGEE

2016: Agee appeared in all 12 games during his final season as a Commodore... Utilized in a rotation at defensive end and tackle with starters Adam Butler and Nifae Lealao... Finished the regular season with nine total tackles, including multiple stops versus South Carolina and Georgia Tech... Also contributed a quarterback hurry.

2015: Agee played in 11 of 12 games, missing the opener vs. Western Kentucky... Participated at defensive tackle, earning more playing time as the season progressed... Earned first career start in Commodores' victory over Kentucky... Posted single-season highs with 12 solo tackles, 17 total tackles, three tackles for loss and two quarterback sacks... Registered several single-game highs – five solo stops, six total tackles, one QB sack – at Houston... Also had three tackles in finale at Tennessee.

2014: Participated in five games, playing defensive tackle in team's 3-4 scheme... Limited action came against Temple, Ole Miss, Georgia, South Carolina and Old Dominion... Struggled with injuries during latter part of season... Credited with four assisted tackles, including a then career-high three stops in opener vs. Temple.

2013: Saw action as reserve defensive tackle in eight games as a redshirt freshman... Finished the year with four total tackles... Made his collegiate debut vs. Austin Peay making two assisted tackles... Also added tackles at Texas A&M and UAB.

2012: Agee redshirted during his first year on campus.

66 ZACH AGUIRRE

2016: Aguirre joined the Commodores in preseason camp as a walk-on offensive lineman... He has not seen game action in his first year on campus but has contributed through the season as an offensive scout team player.

88 KYLE ANDERTON

2016: Anderton has struggled with injuries for much of his second year on campus... Played on special team conversion units early in season against South Carolina and Middle Tennessee... During fall practices served valuable role on offensive scout teams.

2015: Anderton played in 11 games as a true freshman, seeing action as a fullback, H-back and tight end... Primarily used as a blocker, but posted one reception – a four-yard touchdown pass from QB Kyle Shurmur in victory over Kentucky.

53 SEAN AUWAE-McMOORE

2016: Vanderbilt's first scholarship player from Hawaii, Auwae-McMoore has not seen action as a freshman offensive lineman... He has contributed as the scout team center during his first year.

24 JALEN BANKS

2016: As a fourth-year Commodore, Banks has played in 10 games, serving as a reserve safety and special teams contributor... Concluded the regular season with one solo tackle... Missed early season games against Middle Tennessee and Georgia Tech... Became a valuable member of team's special team coverage units as season endured.

2015: Injuries limited Banks' production as a third-year contributor... After seeing action in six early-season games, Banks moved from safety to running back only to miss the final six games due to injury... Contributed four total tackles – all coming against Georgia – as a safety and special teams player.

2014: Banks saw action in all 12 games as a first-year player... Participated on special teams and as a reserve safety... Registered solo tackles against Missouri and Mississippi State.

2013: Banks did not see action as a true freshman.

38 GIL BARKSDALE

2016: Barksdale has seen limited action in his first year on campus as a walk-on defensive back... He did not register a defensive stat while participating on special teams in Vanderbilt victories against Western Kentucky and Tennessee... Also served as defensive scout team member.

91 DREW BIRCHMEIER

2016: Birchmeier has not seen game action as a first-year defensive lineman, contributing on the defensive scout team.

23 KHARI BLASINGAME

2016: As a first-year running back, Blasingame has played a key role in diversifying the Vanderbilt run-game... After moving from linebacker to running back in spring drills, Blasingame has played in every game at running back and on special teams... His presence gave the VU backfield an inside-the-tackles power back to go with three-year standout Ralph Webb... Blasingame finished the regular season second on the team behind Webb with 447 rushing yards and nine rushing touchdowns... Blasingame impressed in the opener, rushing for 68 yards and a score against South Carolina... He produced career-highs with 100 rushing yards and three rushing touchdowns vs. Tennessee State... He scored twice in the victory over MTSU, and added scores in SEC games against Georgia, Tennessee and Missouri... Blasingame also contributed at least five rush attempts in 11 of 12 games, including a high of 15 carries against South Carolina... Blasingame also received the coaches' postseason Lifter of the Year Award.

2015: Blasingame played in 11 games, contributing at inside linebacker and on special teams... Missed the victory over Kentucky with a minor injury... Earned first career start at Ole Miss... Finished the year with 13 total tackles, including eight solo stops... Posted career-high with three tackles in win over Austin Peay... Registered tackles in six straight midseason games.

2014: Blasingame redshirted as a true freshman.

Career Highs

Carries: 15, vs. South Carolina, 9/1/16

Rushing Yards: 100, vs. Tennessee State, 10/22/16

Rush TDs: 3, vs. Tennessee State, 10/22/16

Longest Rush: 22, vs. Tennessee State, 10/22/16

Receptions: 1 (3x), at Auburn, 11/5/16

Receiving Yards: 9, vs. Middle Tennessee, 9/10/16

2016 Game-by-Game Stats

	GS	ATT	YDS	AVG	TD	LNG	REC	YDS
SC		15	68	4.5	1	13	1	0
MT		6	19	3.2	2	7	1	9
@GT		5	11	2.2	0	5	0	0
@WKU		6	19	3.2	0	6	0	0
UF *		5	41	8.2	0	16	1	1
@UK		5	26	5.2	0	8	0	0
@UGA		5	17	3.4	1	6	0	0
TSU		14	100	7.1	3	22	0	0
@AU		9	30	3.3	0	13	1	-2
@MIZZ		14	64	4.6	1	9	0	0
MISS		9	36	4.0	0	11	0	0
UT		2	16	8.0	1	12	0	0
NCST								
TOTAL	1	95	447	4.7	9	22	4	8

Career Stats

	GP/GS	ATT	YDS	AVG	TD	LNG	REC	YDS
2016	12/1	95	447	4.7	9	22	4	8
TOTAL	12/1	95	447	4.7	9	22	4	8

**52 NIGEL BOWDEN**

2016: Early-season injuries prematurely ended Bowden's Commodore career... Bowden started in Vanderbilt's early games against South Carolina, Middle Tennessee and Georgia Tech, but never returned to an active role after suffering a leg injury in Atlanta... He finished the season with 14 total tackles, including five stops against Middle Tennessee and Georgia Tech... In mid-November, Bowden informed teammates of his decision to end his playing career.

2015: Bowden's season ended prematurely due to an injury... He was the team's starting inside linebacker in early-season games against Western Kentucky and Georgia, but never played another snap after Georgia due to injury... Finished the year with four total tackles, all coming in the Georgia game before leaving with an injury.

2014: Bowden capped off an excellent season by earning Freshman All-SEC honors from the league's 14 head coaches... Topped all SEC first-year players in total tackles and became the first freshman to pace Vanderbilt in total tackles since LB Jamie Winborn did so in 1998... Participated and started at inside linebacker in 11 of 12 games, missing the Mississippi State game due to injury... Concluded the season with 78 total tackles, 37 solo stops, two tackles for loss, one quarterback sack and a forced fumble... Posted at least five tackles in first eight games... Season high of 11 tackles came in stellar performance at Missouri... Had nine tackles at Kentucky.

2013: Bowden redshirted as a true freshman.

Career Stats

	GP/GS	U-A-T	TFL	SACK	FF-FR	INT
2016	3/3	5-9-14	0-0	0-0	0-0	0-0
2015	2/2	2-2-4	0-0	0-0	0-0	0-0
2014	11/11	37-41-78	2.0-12	1.0-7	1-0	0-0
TOTAL	16/16	44-52-96	2.0-12	1.0-7	1-0	0-0

Career Highs

Total Tackles: 11, at Missouri, 10/25/14

Solo Tackles: 6 (2x), at Missouri, 10/25/14

Sacks: 1, at Kentucky, 9/27/14

Interceptions: N/A

Forced Fumbles: 1, vs. Florida, 11/8/14

Fumble Recoveries: N/A

2016 Game-by-Game Stats

	GS	U-A-T	TFL	SACK	FF-FR	INT
SC	*	1-2-3	0-0	0-0	0-0	0-0
MT	*	1-5-6	0-0	0-0	0-0	0-0
@GT	*	3-2-5	0-0	0-0	0-0	0-0
@WKU		--DNP--				
UF		--DNP--				
@UK		--DNP--				
@UGA		--DNP--				
TSU		--DNP--				
@AU		--DNP--				
@MIZZ		--DNP--				
MISS		--DNP--				
UT		--DNP--				
NCST						
TOTAL	3	5-9-14	0-0	0-0	0-0	0-0

2014 Game-by-Game Stats

	GS	U-A-T	TFL	SACK	FF-FR	INT
TEMP	*	4-1-5	1.0-5	0-0	0-0	0-0
MISS	*	0-7-7	0-0	0-0	0-0	0-0
UMASS	*	4-3-7	0-0	0-0	0-0	0-0
SC	*	3-5-8	0-0	0-0	0-0	0-0
@UK	*	6-3-9	1.0-7	1.0-7	0-0	0-0
@UGA	*	4-4-8	0-0	0-0	0-0	0-0
CSU	*	5-5-10	0-0	0-0	0-0	0-0
@MIZZ	*	6-5-11	0-0	0-0	0-0	0-0
ODU	*	1-2-3	0-0	0-0	0-0	0-0
UF	*	3-3-6	0-0	0-0	1-0	0-0
@MSU		--DNP--				
UT	*	1-3-4	0-0	0-0	0-0	0-0
TOTAL	11	37-41-78	2.0-12	1.0-7	1-0	0-0



20 OREN BURKS

2016: Playing a new position closer to the end of scrimmage, the versatile Burks enjoyed one of the best seasons on the team, establishing several new personal highs... Burks played in all 12 regular season games, starting 10 – nine from the “Star” linebacker-safety hybrid position and another at inside linebacker... He finished the season setting career-highs with 38 solo tackles, 6.5 tackles for loss and 3.5 quarterback sacks... Burks also added a fumble recovery, interception and six pass breakups... He produced late in the season, contributing 23 total tackles in the Commodores’ final three games... His nine-tackle total in the finale against Tennessee matched a career-best... Burks was superb in an early-season win over Middle Tennessee, registering a sack, three pass breakups, four tackles and an acrobatic interception that he returned 59 yards... Away from the field, the defensive co-captain Burks was named to the Allstate-AFCA FBS Good Works Team and was nominated for the Wuerffel Trophy... He also represented the team at SEC Media Days in July.

2015: Burks started every game in the secondary in his third year on campus... He handled the Commodores’ free safety chores, running his consecutive starts streak to 16 games by the end of the regular season... Posted single-season, career-highs in numerous categories, including 34 solo stops, 58 total tackles, two tackles for loss... He led the team and ranked among the SEC’s top 10 with three interceptions... Posted at least three tackles in 10 of 12 appearances... Ended season on high note, setting game-highs of eight solo tackles and nine total stops vs. Tennessee... Earned SEC’s Defensive Player of the Week honors after registering two interceptions in victory over Kentucky... Contributed at least four tackles in each of first six games... Third interception came at Ole Miss.

2014: Burks became a key contributor in the Commodore secondary as a redshirt freshman, starting seven games at safety while seeing action in eight total games... Starts came against Temple, Ole Miss, UMass, Old Dominion, Florida, Mississippi State and Tennessee... Missed four midseason games due to injury... Ended the year by leading the defense with seven pass breakups and ranked 10th with 37 total tackles... Also contributed 16 solo tackles and registered one fumble recovery... Posted single-game high with seven total tackles against Ole Miss and Mississippi State.

2013: Burks did not see game action as a true freshman on campus.

Career Highs

Total Tackles: 9 (2x), vs. Tennessee, 11/26/16

Solo Tackles: 8 (2x), vs. Tennessee, 11/26/16

Sacks: 1 (3x), vs. Tennessee State, 10/22/16

Interceptions: 2, vs. Kentucky, 11/14/15

Forced Fumbles: 1 (2x), vs. South Carolina, 9/1/16

Fumble Recoveries: 1 (2x), vs. Georgia, 9/12/15

Pass Breakups: 3, vs. Middle Tennessee, 9/10/16

2016 Game-by-Game Stats

	GS	U-A-T	TFL	SACK	FF-FR	INT	PBs
SC	*	5-1-6	0-0	0-0	1-0	0-0	1
MT	*	2-2-4	1.0-7	1.0-7	0-0	1-59	3
@GT	*	2-3-5	0-0	0-0	0-0	0-0	0
@WKU	*	4-0-4	1.0-1	1.0-1	0-0	0-0	1
UF	*	0-2-2	0-0	0-0	0-0	0-0	0
@UK	*	2-1-3	0-0	0-0	0-0	0-0	0
@UGA	*	0-3-3	0.5-1	0-0	0-0	0-0	0
TSU		1-1-2	1.0-5	1.0-5	0-0	0-0	0
@AU	*	2-2-4	1.0-1	0-0	0-0	0-0	0
@MIZZ	*	7-1-8	0-0	0-0	0-0	0-0	0
MISS	*	5-1-6	0.5-4	0.5-4	0-0	0-0	1
UT		8-1-9	1.5-3	0-0	0-0	0-0	0
NCST							
TOTAL	10	38-18-56	6.5-22	3.5-17	1-0	1-59	6

2015 Game-by-Game Stats

	GS	U-A-T	TFL	SACK	FF-FR	INT	PBs
WKU	*	2-2-4	0.5-1	0-0	0-0	0-0	2
UGA	*	4-4-8	0-0	0-0	1-1	0-0	2
AP	*	1-3-4	0-0	0-0	0-0	0-0	0
@MISS	*	2-4-6	1.0-3	0-0	0-0	1-1	0
@MT	*	5-1-6	0-0	0-0	0-0	0-0	1
@SC	*	6-0-6	0-0	0-0	0-0	0-0	0
MIZZ	*	0-1-1	0-0	0-0	0-0	0-0	1
@HOU	*	1-4-5	0.5-1	0-0	0-0	0-0	0
@UF	*	0-0-0	0-0	0-0	0-0	0-0	0
UK	*	1-2-3	0-0	0-0	0-0	2-30	0
TAMU	*	5-2-7	0-0	0-0	0-0	0-0	0
@UT	*	8-1-9	0-0	0-0	0-0	0-0	0
TOTAL	12	35-24-59	2.0-5	0-0	1-1	3-31	6

2014 Game-by-Game Stats

	GS	U-A-T	TFL	SACK	FF-FR	INT	PBs
TEMP	*	4-2-6	0-0	0-0	0-1	0-0	2
MISS	*	3-4-7	0-0	0-0	0-0	0-0	1
UMASS	*	1-4-5	0-0	0-0	0-0	0-0	1
SC		--DNP--					
@UK		--DNP--					
@UGA		--DNP--					
CSU		--DNP--					
@MIZZ		1-0-1	0-0	0-0	0-0	0-0	2
ODU	*	0-3-3	0-0	0-0	0-0	0-0	0
UF	*	3-2-5	0-0	0-0	0-0	0-0	0
@MSU	*	3-4-7	0-0	0-0	0-0	0-0	0
UT	*	1-2-3	0-0	0-0	0-0	0-0	1
TOTAL	7	16-21-37	0-0	0-0	0-1	0-0	7

Career Stats

	GP/GS	U-A-T	TFL	SACK	FF-FR	INT	PBs
2016	12/10	38-18-56	6.5-22	3.5-17	1-0	1-59	6
2015	12/12	35-24-59	2.0-5	0-0	1-1	3-31	6
2014	8/7	16-21-37	0-0	0-0	0-1	0-0	7
TOTAL	32/29	89-63-152	8.5-27	3.5-17	2-2	4-90	19

**69 ADAM BUTLER**

2016: In his final season, Butler has enjoyed arguably his finest year as a Commodore... The fifth-year senior started all 12 regular season games on the defensive front, contributing at both tackle and end... He concluded the regular season with 24 total tackles, 7.5 tackles for loss and a team-high four sacks... Butler was consistent through the season, registering at least one tackle in every game... All of Butler's sacks - and six of his tackles for loss - came against SEC competition... His individual performances were topped by a two-sack effort against Florida and 1.5 sacks in the win over Tennessee.

2015: Butler continued to play an important role for the interior defense for the third straight year... Played in all 12 games, earning starts at defensive tackle in the first eight games... Finished the season with 12 solo tackles among 18 total tackles... Set a new single-season high with three quarterback sacks, and matched another with seven tackles for loss... Sacks came against Ole Miss, South Carolina and Missouri... Had two tackles for loss against Austin Peay and Ole Miss.

2014: Butler continued to develop into one of the team's top defensive lineman as a sophomore... Played in all 12 games, earning nine starts at defensive end... Established a then single-season high with 35 tackles, 2.5 sacks and 7.5 tackles for loss... Registered at least one tackle in every game... Sacks came against South Carolina and Tennessee... Made a season-high five tackles at Missouri... Also had at least four tackles against five other opponents... Blocked his second career extra point at Georgia... Notched his first career TD by recovering fumble in the end zone against UMass.

2013: Butler developed into a key playmaker in the interior of the Vanderbilt defensive line as the season developed... Earned a start in opener vs. Ole Miss after switching from offensive guard/center to defensive tackle during spring drills... Made 12 appearances during his first season as a contributor at DT... Also earned starts against UMass, UAB, Missouri, Tennessee and Houston in the BBVA Compass Bowl... Finished with 25 total tackles, including 16 solo stops and six tackles for loss... Added a forced fumble and fumble recovery, along with two pass breakups and a QB hurry... Was superb in win over Kentucky, contributing two tackles for loss and two pass breakups along with a huge play on special teams when his block of a Wildcat PAT attempt resulted in two points... Set then career-highs with three solo tackles and six total tackles - and added a forced fumble and fumble recovery - in victory at UMass... Registered six tackles at South Carolina... Had two tackles for loss in victory over UAB.

2012: Butler did not play as a freshman, earning a redshirt.

Career Highs

Total Tackles: 6, at UMass, 9/21/13

Solo Tackles: 3 (4x), at Missouri, 11/12/16

Sacks: 2, vs. Florida, 10/1/16

Tackles for Loss: 2.0 (5x), vs. Florida, 10/1/16

Forced Fumbles: 1, at UMass, 9/21/13

Fumble Recoveries: 1 (2x), vs. UMass, 9/13/14

2016 Game-by-Game Stats

	GS	U-A-T	TFL	SACK	FF-FR	INT
SC	*	1-0-1	1.0-4	0-0	0-0	0-0
MT	*	0-1-1	0-0	0-0	0-0	0-0
@GT	*	3-0-3	1.0-2	0-0	0-0	0-0
@WKU	*	1-0-1	0-0	0-0	0-0	0-0
UF	*	3-2-5	2.0-13	2.0-13	0-0	0-0
@UK	*	0-1-1	0-0	0-0	0-0	0-0
@UGA	*	0-1-1	0-0	0-0	0-0	0-0
TSU	*	0-1-1	0.5-1	0-0	0-0	0-0
@AU	*	2-0-2	1.0-5	0-0	0-0	0-0
@MIZZ	*	3-0-3	0-0	0-0	0-0	0-0
MISS	*	0-2-2	0.5-3	0.5-3	0-0	0-0
UT	*	2-1-3	1.5-10	1.5-10	0-0	0-0
NCST						
TOTAL	12	15-9-24	7.5-38	4.0-26	0-0	0-0

2015 Game-by-Game Stats

	GS	U-A-T	TFL	SACK	FF-FR	INT
WKU	*	0-1-1	0-0	0-0	0-0	0-0
UGA	*	0-3-3	0-0	0-0	0-0	0-0
AP	*	2-0-2	2.0-3	0-0	0-0	0-0
@MISS	*	2-1-3	2.0-9	1.0-7	0-0	0-0
@MT	*	1-0-1	0-0	0-0	0-0	0-0
@SC	*	2-0-2	1.0-1	1.0-1	0-0	0-0
MIZZ	*	2-0-2	1.0-10	1.0-10	0-0	0-0
@HOU	*	0-0-0	0-0	0-0	0-0	0-0
@UF		0-0-0	0-0	0-0	0-0	0-0
UK		1-1-2	0-0	0-0	0-0	0-0
TAMU		1-0-1	1.0-4	0-0	0-0	0-0
@UT		1-0-1	0-0	0-0	0-0	0-0
TOTAL	8	12-6-18	7.0-27	3.0-18	0-0	0-0

2014 Game-by-Game Stats

	GS	U-A-T	TFL	SACK	FF-FR	INT
TEMP	*	1-2-3	1.5-3	0.5-0	0-0	0-0
MISS	*	1-3-4	0-0	0-0	0-0	0-0
MASS	*	2-2-4	0-0	0-0	0-1	0-0
SC	*	2-2-4	1.5-9	1.0-9	0-0	0-0
@UK	*	2-0-2	1.0-2	0-0	0-0	0-0
@UGA	*	1-0-1	0-0	0-0	0-0	0-0
CSU		1-1-2	0-0	0-0	0-0	0-0
@MIZZ		2-3-5	0.5-1	0-0	0-0	0-0
ODU		0-1-1	0-0	0-0	0-0	0-0
UF	*	2-2-4	1.0-1	0-0	0-0	0-0
@MSU	*	1-3-4	1.0-2	0-0	0-0	0-0
UT	*	1-0-1	1.0-4	1.0-4	0-0	0-0
TOTAL	9	16-19-35	7.5-22	2.5-13	0-1	0-0

2013 Game-by-Game Stats

	GS	U-A-T	TFL	SACK	FF-FR	INT
MISS	*	1-0-1	0-0	0-0	0-0	0-0
AP		--DNP--				
@SC		2-4-6	1.0-1	0-0	0-0	0-0
@MASS	*	3-3-6	1.0-4	0-0	1-1	0-0
UAB	*	2-0-2	2.0-6	0-0	0-0	0-0
MIZZ	*	1-1-2	0-0	0-0	0-0	0-0
UGA		0-0-0	0-0	0-0	0-0	0-0
@TAMU		0-0-0	0-0	0-0	0-0	0-0
@UF		1-0-1	0-0	0-0	0-0	0-0
UK		2-0-2	2.0-7	0-0	0-0	0-0
@UT	*	2-1-3	0-0	0-0	0-0	0-0
WF		2-0-2	0-0	0-0	0-0	0-0
HOU	*	0-0-0	0-0	0-0	0-0	0-0
TOTAL	6	16-9-25	6.0-18	0-0	1-1	0-0

Career Stats

	GP/GS	U-A-T	TFL	SACK	FF-FR	INT
2016	12/12	15-9-24	7.5-38	4.0-26	0-0	0-0
2015	12/8	12-6-18	7.0-27	3.0-18	0-0	0-0
2014	12/9	16-19-35	7.5-22	2.5-13	0-1	0-0
2013	12/6	16-9-25	6.0-18	0-0	1-1	0-0
TOTAL	47/34	59-43-102	28.0-105	9.5-57	1-2	0-0

77 DEVIN COCHRAN

2016: Cochran has not seen game action but has spent much of the regular season working as a reserve offensive tackle after a preseason injury to Andrew Jelks.

82 TURNER COCKRELL

2016: Cockrell has not played as a first-year offensive player, serving as an offensive scout team member.

35 FRANK COPPET

2016: Coppet has not played as a first-year defensive player but missed the last month of action due to injury... Early in the year, contributed as a corner-back-safety on defensive scout teams.



22 JOSH CRAWFORD

2016: Crawford participated as part of a deep running back corps in his second season on campus... Crawford finished the regular season with 71 rushing yards on 14 carries, taking snaps behind Ralph Webb and Khari Blasingame... Crawford set a career-high with 49 rushing yards in the Commodores' victory over Tennessee State... Also posted a 20-yard rush, longest of his career, against the Tigers.

2015: Crawford saw game action as a true freshman in seven games as a reserve running back behind Ralph Webb and Dallas Rivers... Finished the season with 55 rushing yards on 18 carries and 11 receiving yards on two catches... Set game-highs of 20 rushing yards and six carries in his first appearance at Ole Miss... Two catches also came vs. the Rebels.

64 DELANDO CROOKS

2016: After starting at left guard in early-season games against South Carolina, Middle Tennessee, Georgia Tech and Western Kentucky, Crooks missed nearly all of October and November with injuries.

2015: Crooks' impact on the season was hindered by a lower leg injury that kept him out of action for two months... Played in five games, opening the season at right guard... Late in the season, started as a blocking tight end against Texas A&M.

2014: Crooks played in every game as a first-year contributor, participating as a guard... Played nearly 100 snaps at left guard, seeing initial OL duties on the road at Kentucky... Enjoyed snaps at OG in the team's final eight games... Credited with six pancake blocks at guard... Also served as a blocker on special teams.

2013: Crooks did not see action as a true freshman.

**41 ZACH CUNNINGHAM**

2016: Cunningham has enjoyed one of the most impressive seasons by any defensive player in Vanderbilt history earning consensus All-American status, including becoming just the third player in Vanderbilt history to earn first team All-American honors from the Walter Camp Foundation... He was named among five finalists for the Butkus Award, given annually to the nation's top linebacker... He also was named as a semifinalist for the Chuck Bednarik Award, presented to college football's top defensive player... Cunningham finished the regular season leading the Southeastern Conference with 119 total tackles (9.9 per game), ranking sixth nationally... Cunningham's 68 solo tackles rank second among all SEC defenders... He also ranks among the national leaders, and is tied for second in the SEC, with 16.5 tackles for loss... Cunningham paces the SEC and ranks second nationally with four fumble recoveries... He earned National Defensive Player of the Week honors by virtually every outlet, including the Walter Camp Foundation, Football Writers Association of America (FWAA) and Maxwell Football Club after a remarkable 19-tackle performance in Vanderbilt's 17-16 road win at Georgia on Oct. 15... The effort against the Bulldogs featured a game-clinching tackle for no gain by Cunningham on 4th-and-1 in the closing minute of action... Cunningham closed the regular season with his second SEC Defensive Player of the Week recognition after posting 10 tackles, a forced fumble and fumble recovery in Vanderbilt's 45-34 win over Tennessee... Cunningham was superb against top competition, averaging 11.1 tackles against the Commodores' eight SEC opponents... He has games with 14 tackles (Florida), 12 tackles (South Carolina) and 10 tackles (Kentucky)... Registered 10 stops, including nine solo tackles, and a pair of tackles for loss, at Missouri Nov. 12... Contributed a tackle for loss, fumble recovery and pass breakup in team's 38-17 win over Ole Miss Nov. 19... Produced nine tackles, a fumble recovery and a remarkable field goal block vs. nationally ranked Auburn Nov. 5... The block, featuring Cunningham hurdling the Auburn offensive front, was an ESPN Top 10 play... Four outlets – Sporting News, SI.com, FoxSports.com and CBSSports.com – recognized Cunningham as a midseason All-American in October... For his career, Cunningham ranks third all-time among 'Dores with 39.5 tackles for loss, and has amassed 279 tackles in two-plus years of action.

2015: Cunningham enjoyed a superb season as a redshirt sophomore, playing in all 12 games and earning nine starts at inside linebacker... Ranked among the league leaders in numerous statistical categories, including tackles for loss, solo tackles, total tackles, forced fumbles and fumble recoveries even though he didn't become a starter until the third game... SEC head coaches named Cunningham All-SEC first team for his efforts... Cunningham's 16.5 tackles for loss, the third-highest total among SEC defenders in the regular season, was the most by a Commodore since All-America linebacker Jamie Winborn registered 23 tackles for loss in 1999... Cunningham's three fumble recoveries shared the SEC lead, and his four forced fumbles, bettered by just one Vanderbilt player in the last 20 years, ranked third in the league... His 69 solo tackles were the most by a Commodore since All-SEC linebacker Moses Osemwegie registered 78 solo stops in 2003... His 103 total tackles were the most by a Vanderbilt defender since all-league linebacker Chris Marve amassed 121 tackles in 2009... Cunningham posted at least 10 tackles in seven of the last nine games, topped by a 12-solo tackle, 15-total tackle performance at Middle Tennessee... He ended the season with four straight double-digit tackle games, the first Commodore to do so since Osemwegie in 2005... Registered four tackles for loss and a sack among 12 tackles vs. South Carolina, and posted two forced fumbles and 2.5 tackles for loss among nine total tackles at Houston... Notched two fumble recoveries at Florida... Amassed 15 tackles for loss in seven-game midseason stretch.

2014: Cunningham capped off a solid redshirt freshman campaign by closing the season among the team's most productive defenders... Participated in 11 games, missing only the Charleston Southern game... Earned starts at inside linebacker in team's 3-4 scheme during last five games against Missouri, Old Dominion, Florida, Mississippi State and Tennessee... Averaged 8.2 tackles as a starting LB... Finished the year with 37 solo tackles, 67 total tackles, 1.5 QB sacks, 6.5 tackles for loss and a forced fumble... Posted a team single-game high of 13 total tackles at Mississippi State... Registered 11 tackles, including a sack, vs. Florida... Had multiple tackles for loss vs. Georgia and Tennessee.

2013: Cunningham redshirted as a true freshman, participating as a scout team linebacker.

Career Highs

Total Tackles: 19, at Georgia, 10/15/16
Solo Tackles: 12, at Middle Tennessee, 10/3/15
Sacks: 1 (5x), vs. Texas A&M, 11/21/15
Tackles for Loss: 4, at South Carolina, 10/17/15
Forced Fumbles: 2, at Houston, 10/31/15
Fumble Recoveries: 2, at Florida, 11/7/15

2016 Game-by-Game Stats

	GS	U-A-T	TFL	SACK	FF-FR	INT
SC	*	6-6-12	3.0-7	0-0	0-1	0-0
MT	*	5-5-10	1.5-2	0-0	1-0	0-0
@GT	*	7-0-7	1.0-3	0-0	0-0	0-0
@WKU	*	4-5-9	1.5-1	0-0	0-0	0-0
UF	*	5-9-14	1.5-2	0-0	0-0	0-0
@UK	*	7-3-10	2.0-4	0-0	0-0	0-0
@UGA	*	6-13-19	2.5-5	0-0	0-0	0-0
TSU	*	1-3-4	0.5-0	0-0	0-0	0-0
@AU	*	6-3-9	0-0	0-0	0-1	0-0
@MIZZ	*	9-1-10	2.0-5	0-0	0-0	0-0
MISS	*	3-2-5	1.0-2	0-0	0-1	0-0
UT	*	9-1-10	0-0	0-0	1-1	0-0
NCST						
TOTAL	12	68-51-119	16.5-31	0-0	2-4	0-0

2015 Game-by-Game Stats

	GS	U-A-T	TFL	SACK	FF-FR	INT
WKU		1-0-1	0-0	0-0	0-0	0-0
UGA		2-3-5	0-0	0-0	0-0	0-0
AP	*	1-2-3	0-0	0-0	0-0	0-0
@MISS		4-7-11	1.5-3	1.0-2	0-0	0-0
@MT	*	12-3-15	2.5-3	0-0	1-0	0-0
@SC	*	9-3-12	4.0-15	1.0-11	0-0	0-0
MIZZ	*	3-0-3	0-0	0-0	0-0	0-0
@HOU	*	7-2-9	2.5-8	0.5-4	2-1	0-0
@UF	*	5-5-10	2.0-8	1.0-6	0-2	0-0
UK	*	5-5-10	1.0-4	0-0	0-0	0-0
TAMU	*	10-4-14	3.0-15	1.0-9	1-0	0-0
@UT	*	10-0-10	0-0	0-0	0-0	0-0
TOTAL	9	69-34-103	16.5-56	4.5-32	4-3	0-0

2014 Game-by-Game Stats

	GS	U-A-T	TFL	SACK	FF-FR	INT
TEMP		0-1-1	0-0	0-0	0-0	0-0
MISS		4-2-6	0-0	0-0	1-0	0-0
MASS		1-0-1	0-0	0-0	0-0	0-0
SC		0-3-3	0-0	0-0	0-0	0-0
@UK		5-4-9	0-0	0-0	0-0	0-0
@UGA		3-3-6	2.0-2	0-0	0-0	0-0
CSU		--DNP--				
@MIZZ	*	3-3-6	0-0	0-0	0-0	0-0
ODU	*	2-2-4	0-0	0-0	0-0	0-0
UF	*	8-3-11	1.0-1	1.0-1	0-0	0-0
@MSU	*	5-8-13	1.0-2	0-0	0-0	0-0
UT	*	6-1-7	2.5-8	0.5-6	0-0	0-0
TOTAL	5	37-30-67	6.5-13	1.5-7	1-0	0-0

Career Stats

	GP/GS	U-A-T	TFL	SACK	FF-FR	INT
2016	12/12	68-51-119	16.5-31	0-0	2-4	0-0
2015	12/9	69-34-103	16.5-56	4.5-32	4-3	0-0
2014	11/5	37-30-67	6.5-13	1.5-7	1-0	0-0
TOTAL	35/26	173-115-289	39.5-100	6.0-39	7-7	0-0



70 DARION DEBROSSARD

2016: Moved from the defensive front to offensive line during the regular season... Enjoyed initial collegiate action in short-yardage situations and on special team conversion units... Made appearances against Georgia Tech, Missouri and Ole Miss.

2015: DeBrossard did not see game action as a true freshman.

76 EGIDIO DELLARIPA

2016: DellaRipa practiced with the second team during the regular season but did not enjoy his initial minutes as a Commodore until the team's victory over Tennessee State... During the season, he provided valuable contributions as a scout offensive lineman.

2015: DellaRipa did not see game action as a sophomore transfer...

Participated as an offensive lineman on scout team.

84 SAM DOBBS

2016: Dobbs played in all 12 regular season games as a second-year tight end... Earned lone start of the year – and second of his Commodore career – in victory over Ole Miss... Concluded the season with five receptions, good for 71 yards and a touchdown... Biggest catch of Dobbs' career came in season finale – a 20-yard TD reception that started Commodore comeback from 14-point deficit versus Tennessee... Also posted career-long catch of 30 yards earlier in the season.

2015: Dobbs played in seven games as a true freshman... Saw action at tight end and wide receiver when midseason injuries reduced depth at both positions... Started at wideout in regular season finale against Tennessee... Finished the year with two catches and 30 receiving yards... 21-yard reception against Florida was first of his career... Also added a 9-yard catch vs. Tennessee.

89 SEAN DOWLING

2016: Dowling enjoyed the most significant role of his Commodore career, playing in every game as the team's top blocking tight end... Dowling also earned starts in two-tight end alignments against Florida, Kentucky, Georgia and Missouri... Dowling's only catch of the season was a six-yard reception against Middle Tennessee.

2015: Dowling played in 10 games, seeing action as a tight end and on special teams... Earned first career start in multiple tight end formation at Ole Miss... Did not register a catch during season.

2014: Dowling contributed on offense and special teams as a redshirt freshman... After opening the season as a reserve offensive tackle through six games, switched to a blocking tight end for the second half of the season... As OT/TE, registered four pancake blocks... Also saw action on special teams.

2013: Dowling did not see game action as a true freshman.

19 C.J. DUNCAN

2016: Healthy after missing the entire 2015 season, Duncan has enjoyed the finest year of his Commodore career... Played in all 12 games, utilized as receiver and return specialist... Earned starting assignments against Western Kentucky, Auburn and Tennessee... Topped all Commodore receivers with 38 receptions and ranked second just behind Trent Sherfield with 447 receiving yards... Arguably most consistent target for QB Kyle Shurmur, posting a catch in 11 of 12 games... Had four or more catches in six games, including four SEC contests... Matched single-game high with seven receptions at Auburn... Registered season-high 89 receiving yards at Missouri... Longest catch of the season – 31-yarder – was instrumental in Commodores' comeback win at Western Kentucky... Also registered 52 yards as limited punt-kick returner.

2015: Duncan did not see action in his third year on campus after suffering a lower leg injury in preseason camp.

2014: Duncan was one of the Commodores' most productive wide receivers as a redshirt freshman contributor... Played in 11 of 12 games, missing the season finale due to injury... Earned nine starts at WR, with initial career start coming versus Ole Miss... Finished the season as the team's third leading receiver with 28 catches... Duncan's 441-yard receiving total ranked second to TE Steven Scheu... Shared team high with four touchdown catches... Posted a catch in 10 of 11 appearances... Set career highs with seven catches and 119 receiving yards in victory over Charleston Southern... 65-yard touchdown catch from Johnny McCrary vs. Charleston Southern marked the team's longest offensive play... Had four catches in wins over UMass and Old Dominion, notched three receptions against Kentucky and Georgia... Also had two rush-

ing attempts and four kickoff returns for 69 total yards.

2013: Duncan did not play as a true freshman, who opened eyes during fall practices as one of the team's most versatile athletes... Worked at QB, RB and WR on scout teams.

Career Highs

Receptions: 7 (2x), at Auburn, 11/5/16

Receiving Yards: 119, vs. Charleston Southern, 10/11/14

TDs: 1 (4x), vs. Old Dominion, 11/1/14

Longest Catch: 65, vs. Charleston Southern, 10/11/14

2016 Game-by-Game Stats

	GS	REC	YDS	AVG	TD	LNG
SC		2	24	12.0	0	16
MT		1	-2	-2.0	0	0
@GT		1	22	22.0	0	22
@WKU	*	5	66	13.2	0	31
UF		3	31	10.3	0	14
@UK		5	51	10.2	0	12
@UGA		0	0	0.0	0	0
TSU		4	33	8.3	0	14
@AU	*	7	79	11.3	0	21
@MIZZ		5	89	17.8	0	29
MISS		4	40	10.0	0	17
UT	*	1	14	14.0	0	14
NCST						
TOTAL	3	38	447	11.8	0	31

2014 Game-by-Game Stats

	GS	REC	YDS	AVG	TD	LNG
TEMP		2	58	29.0	0	30
MISS	*	0	0	0.0	0	0
MASS	*	4	72	18.0	0	36
SC		1	8	8.0	1	8
@UK	*	3	48	16.0	0	24
@UGA	*	3	17	5.7	0	8
CSU	*	7	119	17.0	1	65
@MIZZ	*	1	29	29.0	1	29
ODU	*	4	65	16.3	1	30
UF	*	1	6	6.0	0	6
@MSU	*	2	19	9.5	0	10
UT			--DNP--			
TOTAL	9	28	441	15.8	4	65

Career Stats

	GP/GS	REC	YDS	AVG	TD	LNG
2016	12/3	38	447	11.8	0	31
2015		Did Not Play				
2014	11/9	28	441	15.8	4	65
TOTAL	23/12	66	888	13.4	4	65

36 TREY ELLIS

2016: Injuries slowed Ellis during his third season as a walk-on contributor...

The wide receiver/punt returner did not see action for the first time in his career after suffering a leg injury early in the season.

2015: Ellis played in all 12 games, seeing action as a punt returner and wide receiver... Averaged 5.5 yards on four punt returns... Posted a 19-yard gain on a rushing attempt at Tennessee.

2014: Ellis served as the team's punt returner in his first year on campus... Averaged 5.4 yards on nine returns.

**3 TAUREAN FERGUSON**

2016: Ferguson has enjoyed his best season as a Commodore, posting career-highs in numerous categories... Ferguson played in all 12 regular season games, making eight starts as the team's primary nickel defensive back... Finished the regular season with 51 total tackles, 37 solo stops, three tackles for loss, two forced fumbles, six pass breakups and an interception... Contributed at least two tackles in 11 games... Set a single-game high with seven total tackles – and returned a fumble for a 22-yard touchdown – against Kentucky, then posted eight solo stops in late-season win over Ole Miss... Interception came at Georgia Tech... Registered forced fumbles against Western Kentucky and Missouri.

2015: Ferguson served as a cornerback in 11 of 12 games in third year on campus, missing the Kentucky game... Earned a start in the secondary against Florida... Finished the season with 13 total tackles, including 11 solo stops and four pass breakups... Registered four solo tackles at Ole Miss... Contributed three tackles in victory over Missouri.

2014: Ferguson became a key starter in the Vanderbilt secondary in his first varsity season... Participated as a cornerback and on special teams in all 12 games... Earned starting assignments at cornerback in the team's final six games... First career start came against Charleston Southern making four tackles and picking off a pass... Ended the season sharing the team lead with two interceptions... Also contributed 25 solo tackles, 30 total tackles, four pass breakups and 1.5 tackles for loss... Intercepted a pass in victory over Old Dominion... Posted season-high of five solo tackles vs. Tennessee... Registered six total tackles vs. Mississippi State.

2013: Ferguson did not see game action as a true freshman.

Career Highs

Total Tackles: 8, vs. Ole Miss 11/19/16

Solo Tackles: 8, vs. Ole Miss 11/19/16

Sacks: N/A

Interceptions: 1 (3x), at Georgia Tech, 9/17/16

Pass Breakups: 2 (3x), vs. Middle Tennessee, 9/10/16

Forced Fumbles: 1 (2x), at Missouri, 11/12/16

Fumble Recoveries: 1, at Kentucky, 10/8/16

2016 Game-by-Game Stats

	GS	U-A-T	TFL	FF-FR	INT	PBs
SC	*	2-0-2	0-0	0-0	0-0	1
MT	*	2-4-6	1.0-2	0-0	0-0	2
@GT		1-0-1	1.0-2	0-0	1-0	0
@WKU	*	4-1-5	0-0	1-0	0-0	1
UF		1-1-2	0-0	0-0	0-0	1
@UK	*	6-1-7	0-0	0-1	0-0	0
@UGA		1-4-5	1.0-4	0-0	0-0	1
TSU	*	2-1-3	0-0	0-0	0-0	0
@AU		2-2-4	0-0	0-0	0-0	0
@MIZZ	*	5-0-5	0-0	1-0	0-0	0
MISS	*	8-0-8	0-0	0-0	0-0	0
UT	*	3-0-3	0-0	0-0	0-0	0
NCST						
TOTAL	8	37-14-51	3.0-8	2-1	1-0	6

2015 Game-by-Game Stats

	GS	U-A-T	TFL	FF-FR	INT	PBs
WKU		0-0-0	0-0	0-0	0-0	0
UGA		1-0-1	0-0	0-0	0-0	1
AP		1-1-2	0.5-1	0-0	0-0	1
@MISS		4-0-4	0-0	0-0	0-0	0
@MT		0-0-0	0-0	0-0	0-0	0
@SC		0-0-0	0-0	0-0	0-0	0
MIZZ		3-0-3	0-0	0-0	0-0	2
@HOU		0-1-1	0-0	0-0	0-0	0
@UF	*		0-0	0-0	0-0	0
UK		--DNP--				
TAMU		1-0-1	0-0	0-0	0-0	0
@UT		1-0-1	0-0	0-0	0-0	0
TOTAL	1	11-2-13	0.5-1	0-0	0-0	4

2014 Game-by-Game Stats

	GS	U-A-T	TFL	FF-FR	INT	PBs
TEMP		0-0-0	0-0	0-0	0-0	0
MISS		2-0-2	0-0	0-0	0-0	0
MASS		0-0-0	0-0	0-0	0-0	0
SC		1-1-2	0-0	0-0	0-0	0
@UK		--DNP--				
@UGA		1-0-1	0-0	0-0	0-0	0
CSU	*	3-1-4	0-0	0-0	1-21	1
@MIZZ	*	2-1-3	0-0	0-0	0-0	2
ODU	*	1-1-2	0.5-1	0-0	1-0	0
UF	*	5-0-5	0-0	0-0	0-0	0
@MSU	*	5-1-6	0-0	0-0	0-0	1
UT	*	5-0-5	1.0-1	0-0	0-0	0
TOTAL	6	25-5-30	1.5-2	0-0	2-21	4

Career Stats

	GP/GS	U-A-T	TFL	FF-FR	INT	PBs
2016	12/8	37-14-51	3.0-8	2-1	1-0	6
2015	11/1	11-2-13	0.5-1	0-0	0-0	4
2014	11/6	25-5-30	1.5-2	0-0	2-21	4
TOTAL	34/15	73-21-94	5.0-11	2-1	3-21	14

55 DAVID FLOYD

2016: Floyd has not seen action as a first-year offensive lineman... The walk-on has contributed on the scout team.



12 WADE FREEBECK

2016: In his third year on campus, Freebeck served as the primary reserve to starting quarterback Kyle Shurmur... Freebeck has seen action in three games, concluding the regular season completing 6-of-13 passes for 77 yards... Freebeck produced three completions against Georgia Tech and Florida... Also saw action in the opener against South Carolina.

2015: Freebeck saw limited action at quarterback, playing in the Commodores' win over Austin Peay... Completed two passes for 26 yards against the Governors.

2014: Freebeck was one of four quarterbacks to see action during the season... One of three true freshmen signal-callers to play in the SEC during the season... Participated in five midseason games, earning starts against UMass, Kentucky, Georgia and Charleston Southern... Concluded season completing 34-of-72 passes for 376 yards and one touchdown... Best performance came against South Carolina when he completed 11-of-20 passes for 168 yards subbing for the injured Patton Robinette... Left Charleston Southern game early with an injury and did not return over final five games.

Career Highs

Attempts: 25, at Kentucky, 9/27/14

Completions: 11, at South Carolina, 9/20/14

Pass Yards: 168, at South Carolina, 9/20/14

Pass TDs: 1, at South Carolina, 9/20/14

Rush Yards: 7, vs. South Carolina, 9/1/16

2016 Game-by-Game Passing

	GS	COMP/ATT	PCT	YDS	TD	INT
SC	0/1		0.0	0	0	0
MT	--DNP--					
@GT	3/5		60.0	41	0	0
@WKU	--DNP--					
UF	3/7		42.9	36	0	1
@UK	--DNP--					
@UGA	--DNP--					
TSU	--DNP--					
@AU	--DNP--					
@MIZZ	--DNP--					
MISS	--DNP--					
UT	--DNP--					
NCST						
TOTAL	0	6/13	46.2	77	0	1

2015 Game-by-Game Passing

	GS	COMP/ATT	PCT	YDS	TD	INT
WKU	--DNP--					
UGA	--DNP--					
AP	2/6		33.3	26	0	1
@MISS	--DNP--					
@MT	--DNP--					
@SC	--DNP--					
MIZZ	--DNP--					
@HOU	--DNP--					
@UF	--DNP--					
UK	--DNP--					
TAMU	--DNP--					
@UT	--DNP--					
TOTAL	0	2/6	33.3	26	0	1

2014 Game-by-Game Passing

	GS	COMP/ATT	PCT	YDS	TD	INT
TEMP	--DNP--					
MISS	--DNP--					
MASS	*	1/2	50.0	3	0	1
SC		11/20	55.0	168	1	1
@UK	*	8/25	32.0	85	0	3
@UGA	*	9/18	50.0	100	0	0
CSU	*	5/7	71.4	20	0	0
@MIZZ	--DNP--					
ODU	--DNP--					
UF	--DNP--					
@MSU	--DNP--					
UT	--DNP--					
TOTAL	4	34/72	47.2	376	1	5

Career Stats Passing

	GP/GS	COMP/ATT	PCT	YDS	TD	INT
2016	3/0	6/13	46.2	77	0	1
2015	1/0	2/6	33.3	26	0	1
2014	5/4	34/72	47.2	376	1	5
TOTAL	9/4	42/91	46.2	479	1	7

27 JAIRE GEORGE

2016: George has not seen action as a redshirt freshman... He has contributed as a running back on the scout team.

2015: George redshirted due to injury as a true freshman.

56 BARRETT GOUGER

2016: Gouger has enjoyed his finest year as a Commodore, giving the offensive front much-needed stability and veteran leadership in his first year as the starting center... Moved from guard to center during spring drills, with the expectation of filling the vacancy left by current San Diego Charger OL Spencer Pulley... Gouger started all 12 regular season games in his fifth year, playing virtually every meaningful snap at center... By the end of the season, Gouger and the line played a huge role in running back Ralph Webb becoming Vanderbilt's all-time leading rusher and sophomore QB Kyle Shurmur producing in the passing game... The offense improved in nearly every stat category from a year ago, including points, first downs and total yards... Gouger and the line also helped the VU offense rank among the national leaders in red zone efficiency, producing points in 42-of-44 possessions.

2015: Gouger participated in all 12 games, starting the first 10 games at right guard... Played 613 offensive snaps, fourth-most among linemen... Registered 44 pancake blocks and 11 domination blocks during season.

2014: Gouger participated in all 12 games as a sophomore, seeing action as a reserve offensive lineman and on special teams... Took snaps at center and guard.

2013: Gouger saw action on the offensive line in 11 games as a redshirt freshman... Primarily played guard but also earned his first starting assignment against Missouri in tackle eligible position.

2012: Gouger did not play as a true freshman.

75 BAILEY GRANIER

2016: Granier became the team's top reserve offensive lineman while playing through injuries for much of the year... Granier participated in eight games, seeing most of his snaps at guard... After missing four midseason games with an injury, Granier returned to play his best football late in the season, helping an impressive Vanderbilt line dominate in home SEC victories over Ole Miss and Tennessee... Granier and the line helped Vanderbilt's offense improve in nearly every stat category from a year ago, including points, first downs and total yards, and ranked second in the NCAA in red zone efficiency.

2015: Granier's participation on the offensive front increased substantially as the season endured... After making his first career appearance against Missouri, Granier played in the final six games... Earned three starts at right tackle, with his first career start coming against Florida... Contributed six pancake blocks while participating in 192 total snaps.

2014: Granier did not see action as a true freshman.

**43 JORDAN GRIFFIN**

2016: Griffin became a valuable contributor for the Commodores' defense as a second-year inside linebacker... Griffin played in all 12 regular season games, finishing the year with his first career start in the team's win over Tennessee... Concluded the regular season with 19 total tackles, 14 unassisted stops and 1.5 tackles for loss... Posted a career outing in the victory over Ole Miss – five solo stops among six total tackles... Had four tackles at Auburn and multiple stops against Middle Tennessee, Tennessee State and Tennessee.

2015: Griffin saw action in 11 games as a true freshman... Participated as a reserve inside linebacker and special teams contributor... Finished with nine tackles, including six solo stops... Registered a pair of tackles at Ole Miss and at Florida.

98 RYLEY GUAY

2016: As a first-year kicker, Guay participated in two midseason games, kicking off for the Commodores in both games.

87 WINSTON GUILLORY

2016: Guillory has developed into a solid contributor on special teams in his second season with the Commodores... A walk-on, Guillory has played the last five games on coverage units and sparingly at wide receiver... He concluded the year with four tackles on special teams, including a pair at Missouri.

2015: Guillory did not see game action as a first-year participant, working as a scout team wide receiver.

15 ELIJAH HAMILTON

2016: Hamilton has not played as a true freshman, contributing as a defensive back on the scout team.

60 COLE HARDIN

2016: Injuries have derailed Hardin's third year on campus... Penciled in to compete for playing time at center exiting spring drills, Hardin's campaign never got on track after suffering an early-season leg injury.

2015: Hardin saw limited action as a redshirt freshman offensive lineman, enjoying first career snaps at center in the victory over Austin Peay.

2014: Hardin did not see game action as a true freshman.

42 KENNY HEBERT

2016: Hebert has not played as a true freshman, serving as a scout team line-backer.

31 TRE HERNDON

2016: As a second-year starter, Herndon has played a vital role in Vanderbilt's defensive secondary... Herndon has started every game for the Commodores at cornerback, extending his streak of consecutive starts to 24 games... He finished the regular season with 37 tackles, including 26 unassisted stops, eight pass breakups, a 27-yard fumble return and a team-high two interceptions... Herndon had at least two tackles in 11-of-12 games, topped by a five-tackle effort in VU win at Western Kentucky... His performance at Western Kentucky also included a key interception in the end zone and a fumble recovery... Herndon registered a second interception at Kentucky... He posted multiple pass breakups against SEC opponents South Carolina and Ole Miss and concluded the second with four solo stops in the win over Tennessee.

2015: Herndon enjoyed a breakout season at cornerback during his second year on campus, starting all 12 regular season games at opposite two-year starter Torren McGaster... Finished the year tied for third on the defense with 35 solo tackles with his 42 total tackles ranking fifth on the team... Also broke up four passes... Posted a career game late in the season against Texas A&M, contributing personal highs with eight solo tackles and two pass breakups... Came back to notch five solo stops in season finale at Tennessee... In first career start, Herndon registered a quarterback sack among three tackles against Western Kentucky.

2014: Herndon was among four true freshmen to see action in the Commodores' defensive secondary during the season... Participated in all 12 games as a reserve defensive back and special teams contributor... Concluded season with seven solo tackles and nine total tackles... Posted two tackles against Temple, South Carolina and Old Dominion... Averaged 26 yards on three kick returns.

Career Highs

Total Tackles: 8, vs. Texas A&M, 11/21/15

Solo Tackles: 8, vs. Texas A&M, 11/21/15

Sacks: 1, vs. Western Kentucky, 9/3/15

Interceptions: 1 (2x), at Kentucky, 10/8/16

Pass Breakups: 2 (3x), vs. Ole Miss, 11/19/16

Forced Fumbles: N/A

Fumble Recoveries: 1, at Western Kentucky, 9/24/16

2016 Game-by-Game Stats

	GS	U-A-T	TFL	FF-FR	INT	PBs
SC	*	1-2-3	0-0	0-0	0-0	2
MT	*	3-1-4	0-0	0-0	0-0	0
@GT	*	2-0-2	0-0	0-0	0-0	0
@WKU	*	5-0-5	0-0	0-1	1-0	1
UF	*	1-3-4	0-0	0-0	0-0	0
@UK	*	2-2-4	0.5-3	0-0	1-4	0
@UGA	*	0-1-1	0-0	0-0	0-0	1
TSU	*	3-1-4	0-0	0-0	0-0	1
@AU	*	1-1-2	0-0	0-0	0-0	0
@MIZZ	*	2-0-2	0-0	0-0	0-0	1
MISS	*	2-0-2	0-0	0-0	0-0	2
UT	*	4-0-4	0-0	0-0	0-0	0
NCST						
TOTAL	12	26-11-37	0.5-3	0-1	2-4	8

2015 Game-by-Game Stats

	GS	U-A-T	TFL	FF-FR	INT	PBs
WKU	*	2-1-3	1.0-6	0-0	0-0	0
UGA	*	3-1-4	0-0	0-0	0-0	0
AP	*	2-2-4	0-0	0-0	0-0	0
@MISS	*	4-3-7	0-0	0-0	0-0	0
@MT	*	3-0-3	0-0	0-0	0-0	1
@SC	*	1-1-2	0-0	0-0	0-0	0
MIZZ	*	2-1-3	0-0	0-0	0-0	0
@HOU	*	2-0-2	0-0	0-0	0-0	0
@UF	*	0-1-1	0-0	0-0	0-0	1
UK	*	3-2-5	0-0	0-0	0-0	0
TAMU	*	8-0-8	0-0	0-0	0-0	2
@UT	*	5-0-5	0-0	0-0	0-0	0
TOTAL	12	35-12-47	1.0-6	0-0	0-0	4

2014 Game-by-Game Stats

	GS	U-A-T	TFL	FF-FR	INT	PBs
TEMP		1-1-2	0-0	0-0	0-0	0
MISS		0-0-0	0-0	0-0	0-0	0
MASS		1-0-1	0-0	0-0	0-0	0
SC		1-1-2	0-0	0-0	0-0	0
@UK		0-0-0	0-0	0-0	0-0	0
@UGA		1-0-1	0-0	0-0	0-0	0
CSU		0-0-0	0-0	0-0	0-0	0
@MIZZ		0-0-0	0-0	0-0	0-0	0
ODU		2-0-2	0-0	0-0	0-0	0
UF		1-0-1	0-0	0-0	0-0	0
@MSU		0-0-0	0-0	0-0	0-0	0
UT		0-0-0	0-0	0-0	0-0	0
TOTAL	0	7-2-9	0-0	0-0	0-0	0

Career Stats

	GP/GS	U-A-T	TFL	FF-FR	INT	PBs
2016	12/12	26-11-37	0.5-3	0-1	2-4	8
2015	12/12	35-12-47	1.0-6	0-0	0-0	4
2014	12/0	7-2-9	0-0	0-0	0-0	0
TOTAL	36/24	68-25-93	1.5-9	0-1	2-4	12



33 JAY HOCKADAY

2016: Hockaday has missed the entire season with a leg injury after showing promise as a linebacker during spring drills.

2015: Hockaday participated in eight games as a true freshman, seeing action on special teams and as an inside linebacker... First career appearance came in win over Austin Peay, making two tackles in the win.

74 WILL HOLDEN

2016: Holden started all 12 regular season games in his fifth year, extending his consecutive starts streak at tackle to 36 games... Played virtually every meaningful snap protecting QB Kyle Shurmur's blindside at left tackle... Part of an offensive line that showed substantial improvement as the season developed... By the end of the season, Holden and the line played a huge role in RB Ralph Webb becoming Vanderbilt's all-time leading rusher and QB Kyle Shurmur producing in the passing game... One of the best performances during the season came during impressive win over Ole Miss, where he had key blocks on three touchdowns... The effort versus the Rebels earned Holden SEC Offensive Lineman of the Week honors... He and the line helped the VU offense improve in nearly every stat category from 2015, including points scored, first downs, total yards and red zone efficiency where the offense produced points on 42-of-44 possessions.

2015: Holden became a stalwart on the Commodores' offensive line in his fourth year on campus... He started every game at left tackle... Projected as the starting right tackle entering fall practice but moved to left tackle when Andrew Jelks suffered season-ending injury... Holden played more than 870 offensive snaps, second-most on OL behind senior center Spencer Pulley... Credited with 33 pancake and 13 domination blocks during the season and earned or shared team's offensive lineman of the week honors on three occasions.

2014: Holden put together an excellent season during his first year as a starter on the offensive line... After earning limited snaps during the 2013 season, Holden played in all 12 games, seeing action at right tackle... Earned 10 starts during the season with first career start coming against Ole Miss... After being inserted into the lineup, registered 26 pancake blocks and eight domination blocks.

2013: Holden played in 12 games during the regular season, participating on the offensive line and special teams... Utilized as a guard and tackle on line.

2012: Holden redshirted during his first season on campus, while helping out the offensive line on the practice squad.

56 BRADYN JASPER

2016: Jasper did not see game action as a third-year outside linebacker, contributing on the scout team.

2015: Jasper did not see game action as a walk-on linebacker, playing on the scout team.

2014: Jasper joined the squad as a walk-on linebacker during spring drills.

50 ANDREW JELKS

2016: Jelks returned for his fifth year but saw his season end before it started, suffering a leg injury in preseason practice... Jelks dressed for the finale against Tennessee and was named one of four co-captains at the season-ending team banquet.

2015: Projected as the team's starting left tackle after manning the position in 2014, Jelks suffered a season-ending leg injury during August drills and never played.

2014: Jelks started all 12 games at left tackle moving from playing right tackle as a redshirt freshman to left tackle where he replaced All-SEC performer Wesley Johnson... Started 21 consecutive games on the offensive front... Participated in nearly 90-percent of the team's offensive snaps, contributing 16 pancake blocks and 14 domination blocks.

2013: Named Freshman All-America OT by the Football Writers Association of America (FWAA) and SEC All-Freshman OL by league's head coaches... Jelks became a starter along the offensive line, participating in 12 games and earning 10 starting assignments, including nine at right tackle... The Commodores registered a 7-2 start with Jelks as a starter.. First career start came in win at UMass... Registered 41 blocks that led directly to Vanderbilt first downs or TDs... Also credited with 28 knockdown blocks.

2012: Jelks drew attention from the staff despite redshirting as a true freshman with his work on the scout team.

37 WILSON JOHNSON

2016: Johnson returned from an injury from last year to play a critical role on special teams as a fourth-year contributor... He enjoyed multiple roles on special teams, serving as a long snapper early in the year in punting situations while also serving as the holder.

2015: Johnson served as the team's primary long snapper against Western Kentucky and Georgia, but suffered a leg injury against the Bulldogs that forced him out of action for the rest of the year.

2014: Johnson did not participate in a game as a second-year special teams contributor... Competed for much of the year as the top backup to senior snapper Andrew East.

2013: Johnson did not play in his first year.

12 ZAIRE JONES

2016: Jones has not played as a true freshman, seeing time as a safety on the scout team... Participated in spring drills after enrolling in January 2016.

65 BRADEN KOPP

2016: Kopp has not played as a true freshman, contributing on the scout team.

**77 NIFAE LEALAO**

2016: Lealao has had a superb season in his third year as an interior defensive lineman for the Commodores... Starting 10-of-12 games at nose tackle, Lealao established new career-highs with 14 solo tackles, 21 total tackles, four tackles for loss, 2.5 quarterback sacks, three pass breakups and a fumble recovery... Registered a career-high six solo tackles and a fumble recovery against Kentucky... Produced sacks versus Tennessee State and Missouri... Added tackles for loss in conference games against Florida, Georgia and Ole Miss.

2015: Lealao played in all 12 regular season games, earning starting assignments at nose tackle against late-season SEC foes Florida, Kentucky, Texas A&M and Tennessee... Posted nine solo tackles and 18 total tackles during the season... Capped year off with three solo stops at Tennessee.

2014: Lealao was the only true freshman to see action on the interior defensive front, serving as a reserve to veteran defensive tackle Vince Taylor, playing in nine games... Finished the season with seven total tackles and one fumble recovery... Posted a pair of tackles against Temple and South Carolina... Recovered a fumble at Kentucky.

Career Highs

Total Tackles: 6, at Kentucky, 10/8/16

Solo Tackles: 6, at Kentucky, 10/8/16

Sacks: 1.5, vs. Tennessee State, 10/22/16

Tackles for Loss: 1.5, vs. Tennessee State, 10/22/16

Forced Fumbles: N/A

Fumble Recoveries: 1, at Kentucky, 9/27/14

2016 Game-by-Game Stats

	GS	U-A-T	TFL	SACK	FF-FR	INT
SC	*	1-0-1	0-0	0-0	0-0	0-0
MT	*	0-2-2	0-0	0-0	0-0	0-0
@GT	*	0-0-0	0-0	0-0	0-0	0-0
@WKU		0-0-0	0-0	0-0	0-0	0-0
UF	*	0-1-1	0.5-2	0-0	0-0	0-0
@UK	*	6-0-6	0-0	0-0	0-0	0-0
@UGA	*	0-1-1	0.5-1	0-0	0-0	0-0
TSU	*	1-1-2	1.5-2	1.5-2	0-0	0-0
@AU	*	0-1-1	0-0	0-0	0-0	0-0
@MIZZ	*	2-0-2	1.0-1	1.0-1	0-0	0-0
MISS	*	2-1-3	0.5-1	0-0	0-0	0-0
UT		2-0-2	0-0	0-0	0-0	0-0
NCST						
TOTAL	10	14-7-21	4.0-7	2.5-3	0-0	0-0

2015 Game-by-Game Stats

	GS	U-A-T	TFL	SACK	FF-FR	INT
WKU		0-0-0	0-0	0-0	0-0	0-0
UGA		1-3-4	0-0	0-0	0-0	0-0
AP		1-2-3	0.5-1	0-0	0-0	0-0
@MISS		0-2-2	0.5-1	0-0	0-0	0-0
@MT		1-0-1	0-0	0-0	0-0	0-0
@SC		0-0-0	0-0	0-0	0-0	0-0
MIZZ		0-0-0	0-0	0-0	0-0	0-0
@HOU		2-0-2	0-0	0-0	0-0	0-0
@UF	*	0-0-0	0-0	0-0	0-0	0-0
UK	*	0-1-1	0-0	0-0	0-0	0-0
TAMU	*	1-1-2	0-0	0-0	0-0	0-0
@UT	*	3-0-3	0-0	0-0	0-0	0-0
TOTAL	4	9-9-18	1.0-2	0-0	0-0	0-0

2014 Game-by-Game Stats

	GS	U-A-T	TFL	SACK	FF-FR	INT
TEMP		0-1-1	0-0	0-0	0-0	0-0
MISS		0-1-1	0-0	0-0	0-0	0-0
MASS		0-1-1	0-0	0-0	0-0	0-0
SC		1-1-2	0-0	0-0	0-0	0-0
@UK		0-1-1	0-0	0-0	0-1	0-0
@UGA		0-0-0	0-0	0-0	0-0	0-0
CSU		0-0-0	0-0	0-0	0-0	0-0
@MIZZ		--DNP--				
ODU		--DNP--				
UF		0-0-0	0-0	0-0	0-0	0-0
@MSU		1-0-1	0-0	0-0	0-0	0-0
UT		--DNP--				
TOTAL	0	2-5-7	0-0	0-0	0-1	0-0

Career Stats

	GP/GS	U-A-T	TFL	SACK	FF-FR	INT
2016	12/9	14-7-21	3.5-6	2.5-3	0-0	0-0
2015	12/4	9-9-18	1.0-2	0-0	0-0	0-0
2014	9/0	2-5-7	0-0	0-0	0-1	0-0
TOTAL	33/13	25-21-46	4.5-8	2.5-3	0-1	0-0

93 HAYDEN LEKACZ

2016: Lekacz has not seen game action in his third year on campus, competing during the regular season as a kicker.

2015: Lekacz served as the team's primary kickoff specialist for much of the season, then concluded the year sharing kicking duties with Tommy Openshaw... Played in all 12 games... Opponents averaged just 18.4 yards returning Lekacz's kickoffs... As a kicker, he was 4-of-4 on extra point attempts.

2014: A first-year contributor, Lekacz participated as a kicker and kickoff specialist... Saw action in five games during first half of season.

30 BRYCE LEWIS

2016: Lewis has enjoyed his most significant role in the Vanderbilt secondary as a sophomore, seeing action in all 12 games... Lewis earned starts at cornerback in SEC games against Florida and Georgia... He concluded the regular season with 10 total tackles, including seven solo stops... He registered a career-high with three tackles in win over Georgia.

2015: Lewis played in 11-of-12 games during his second year on campus, seeing action on special teams and as a reserve cornerback... He was credited with one tackle on the season, coming in the win over Austin Peay.

2014: Lewis did not see action as a true freshman.



16 KALIJA LIPSCOMB

2016: One of six true freshmen to see action during the regular season, Lipscomb was among the top aerial targets for QB Kyle Shurmur... Playing in 11-of-12 games, Lipscomb has been the team's third leading receiver with 25 catches for 306 yards and two touchdowns... Registered a season-high with six receptions and 59 receiving yards at Georgia Tech... Posted touchdown catches against Middle Tennessee and Georgia Tech... Contributed at least one catch in Vanderbilt's first 10 games.

Career Highs

Receptions: 6, at Georgia Tech, 9/17/16
Receiving Yards: 59, at Georgia Tech, 9/17/16
TDs: 1 (2x), at Georgia Tech, 9/17/16
Longest Catch: 45, at Western Kentucky, 9/24/16

2016 Game-by-Game Stats

	GS	REC	YDS	AVG	TD	LNG
SC	*	1	15	15.0	0	15
MT	*	1	16	16.0	1	16
@GT	*	6	59	9.8	1	18
@WKU	*	3	56	18.7	0	45
UF	*	3	43	14.3	0	18
@UK	*	3	11	3.7	0	8
@UGA		1	27	27.0	0	27
TSU		2	26	13.0	0	15
@AU	*	3	25	8.3	0	12
@MIZZ	*	2	28	14.0	0	19
MISS		--DNP--				
UT		0	0	0.0	0	0
NCST						
TOTAL	8	25	306	12.2	2	45

Career Stats

	GP/GS	REC	YDS	AVG	TD	LNG
2016	11/8	25	306	12.2	2	45
TOTAL	11/8	25	306	12.2	2	45

19 SAM LOY

2016: Loy has shown superb diversity in technique, having the ability to punt traditionally and rugby style... Inserted as the team's primary punter during the opener against South Carolina, Loy went on to lead all SEC freshmen with a 41.2-yard average on 64 punts... Loy also helped change field possession, placing 21 attempts inside the opponent 20-yard line... He averaged more than 45 yards per punt against four opponents: Middle Tennessee, Florida, Kentucky and Auburn... Opposing teams averaged just 5.2 yards per return on Loy's punts... He also has served as team's kickoff specialist on occasion.

Career Highs

Punts per game: 8 (2x), vs. Ole Miss 11/19/16
Punt Average: 49.2, vs. Middle Tennessee, 9/10/16
Long: 67, at Georgia, 10/15/16
Punts inside 20: 3, vs. Middle Tennessee, 9/10/16

2016 Game-by-Game Stats

	NO.	YDS	AVG	LONG	IN20
SC	6	241	40.2	45	2
MT	4	197	49.2	59	3
@GT	8	321	40.1	51	2
@WKU	5	190	38.0	55	2
UF	6	285	47.5	60	2
@UK	5	211	42.2	49	1
@UGA	8	378	47.2	67	2
TSU	2	76	38.0	46	2
@AU	3	129	46.3	53	1
@MIZZ	7	242	34.6	41	2
MISS	8	293	36.6	49	1
UT	2	66	33.0	33	1
NCST					
TOTAL	64	2639	41.2	67	21

**83 NATHAN MARCUS**

2016: Marcus has enjoyed his best year as a Commodore, earning 11 starts at tight end while playing in every game... The fourth-year player became a more complete tight end during the season, displaying greater physicality as a blocker while establishing new career-highs for receptions... Marcus ended the season with 11 catches and 73 receiving yards, both new single-season bests... His biggest catch of the season came in the team's road win at Western Kentucky, a five-yard touchdown in overtime to provide the game-deciding points in the win... Had receptions in each of the first six games... Posted multiple catches against Florida, Kentucky and Ole Miss.

2015: Marcus saw action in 11 games at tight end... Earned starting assignment in multiple TE formations against Georgia and Texas A&M... Ended the season with four receptions for 34 yards.

2014: Marcus played in 11 games as a first-year contributor... Earned starts against South Carolina, Georgia and Old Dominion in multiple tight end formations... Ended the season with six receptions for 56 yards and two touchdowns... All of his receptions came in the team's last six games... Set season-bests with three receptions, including one for a score, in victory over Old Dominion... Also had a nine-yard TD catch at Missouri... First career catch, a 25-yard reception vs. Charleston Southern, was his longest of the season.

2013: Marcus did not see action as a true freshman.

Career Highs

Receptions: 3, vs. Old Dominion, 11/1/14

Receiving Yards: 25, vs. Charleston Southern, 10/11/14

TDs: 1 (3x), at Western Kentucky, 9/24/16

Longest Catch: 25, vs. Charleston Southern, 10/11/14

2016 Game-by-Game Stats

	GS	REC	YDS	AVG	TD	LNG
SC	*	1	6	6.0	0	6
MT	*	1	9	9.0	0	9
@GT	*	1	8	8.0	0	8
@WKU		1	5	5.0	1	5
UF	*	2	15	7.5	0	11
@UK	*	2	7	3.5	0	6
@UGA	*	0	0	0.0	0	0
TSU	*	0	0	0.0	0	0
@AU	*	0	0	0.0	0	0
@MIZZ	*	1	6	6.0	0	6
MISS	*	2	17	8.5	0	11
UT	*	0	0	0.0	0	0
NCST						
TOTAL	11	11	73	6.6	1	11

2015 Game-by-Game Stats

	GS	REC	YDS	AVG	TD	LNG
UGA	*	0	0	0.0	0	0
@MISS		1	1	1.0	0	1
@SC		1	10	10.0	0	10
MIZZ		1	11	11.0	0	11
TAMU	*	0	0	0.0	0	0
@UT		1	12	12.0	0	12
TOTAL	2	4	34	8.5	0	12

2014 Game-by-Game Stats

	GS	REC	YDS	AVG	TD	LNG
SC	*	0	0	0.0	0	0
@UGA	*	0	0	0.0	0	0
CSU		1	25	25.0	0	25
@MIZZ		1	9	9.0	1	9
ODU	*	3	11	3.7	1	7
UF		--DNP--				
@MSU		0	0	0.0	0	0
UT		1	11	11.0	0	11
TOTAL	3	6	56	9.3	2	25

Career Stats

	GP/GS	REC	YDS	AVG	TD	LNG
2016	12/11	11	73	6.2	1	11
2015	12/2	4	34	8.5	0	12
2014	11/3	6	56	9.3	2	25
TOTAL	35/16	21	163	7.8	3	25

45 CODY MARKEL

2016: Markel has not participated in a game during his first year on campus.

54 KADE MAYLE

2016: Mayle has not participated in a game during his first year on campus.

39 BAILEY MCELWAIN

2016: McElwain played in all 12 games as a blocker and quality receiver out of the backfield... He caught six passes for 35 yards, including touchdowns in conference wins against Ole Miss and Tennessee... McElwain's blocks helped the offense to tremendous success inside the opponent's 20-yard line, where the Commodore converted 42-of-44 possessions into points.

Career Highs

Carries: 1, vs. Ole Miss, 11/19/16

Receptions: 1 (6x), vs. Tennessee, 11/26/16

Receiving Yards: 7, at Georgia, 10/15/16

Receiving TDs: 1 (2x), vs. Tennessee, 11/26/16

2016 Game-by-Game Stats

	GS	ATT	YDS	AVG	TD	LNG	REC	YDS
SC		0	0	0.0	0	0	0	0
MT	*	0	0	0.0	0	0	1	4
@GT	*	0	0	0.0	0	0	0	0
@WKU		0	0	0.0	0	0	0	0
UF		0	0	0.0	0	0	0	0
@UK		0	0	0.0	0	0	0	0
@UGA	*	0	0	0.0	0	0	1	7
TSU	*	0	0	0.0	0	0	0	0
@AU		0	0	0.0	0	0	1	0
@MIZZ		0	0	0.0	0	0	1	3
MISS		1	0	0.0	0	0	1	3
UT		0	0	0.0	0	0	1	18
NCST								
TOTAL	4	1	0	0.0	0	0	6	35

Career Stats

	GP/GS	ATT	YDS	AVG	TD	LNG	REC	YDS
2016	12/4	1	0	0.0	0	0	6	35
TOTAL	12/4	1	0	0.0	0	0	6	35



5 TORREN MCGASTER

2016: McGaster made 10 starts in 12 appearances at cornerback during the regular season and has 33 career starts entering his final game as a Commodore... McGaster finished the regular season with 38 solo tackles among 56 total stops, making three tackles for loss with a pair of fumble recoveries... He also topped the squad for a second straight year with 10 pass breakups and added an interception... McGaster registered at least two tackles in 11-of-12 games, topped by two nine-tackle performances in road victories at Western Kentucky and Georgia to set career marks... McGaster's fumble recoveries came in consecutive games against Western Kentucky and Florida, while his interception came in a win over Tennessee State... McGaster's single-game high of three pass breakups came in a late-season victory over Ole Miss.

2015: McGaster established himself as the Commodores' top cover corner as a second-year starter in the secondary playing in every game and earning 11 starting assignments... Concluded the year with 41 solo tackles, 51 total tackles and 4.5 tackles for loss... Ranked among SEC leaders with 13 pass breakups... Contributed at least two tackles in 11-of-12 games, topped by seven-tackle performances at Ole Miss and at Florida... Career-high of two tackles for loss came against Ole Miss... Broke up three passes and recovered a fumble in road win at Middle Tennessee... Posted six solo tackles against three opponents: Western Kentucky, Ole Miss and Florida... Also had four punt returns for 29 yards.

2014: McGaster developed into the Commodores' most consistent cornerback as a first-year starter playing in all 12 games... McGaster earned 11 starting assignments and finished the year with two interceptions, sharing the team lead with CB Taurean Ferguson... Ranked first on the squad with 46 solo tackles, second with five pass breakups and third with 66 total tackles... Also contributed 3.5 tackles for loss and a forced fumble... Concluded the year in outstanding fashion, picking off two passes in narrow loss vs. Tennessee... Season-high of seven solo tackles and nine total tackles at Mississippi State... Registered seven total tackles and a forced fumble vs. South Carolina... Also posted at least four tackles in 11-of-12 games.

2013: McGaster played in all 12 regular season games and earned a start in the secondary at Texas A&M... Finished the year with 14 total tackles and a fumble recovery... Had two tackles against UMass, UAB, Missouri, Texas A&M and Wake Forest... Fumble recovery came vs. Georgia.

2012: McGaster did not play as a true freshman.

Career Highs

Total Tackles: 9 (2x), at Georgia, 10/15/16
Solo Tackles: 7 (2x), at Western Kentucky, 9/24/16
Interceptions: 2, vs. Tennessee, 11/29/14
Pass Breakups: 3 (2x), vs. Ole Miss, 11/19/16
Forced Fumbles: 1, vs. South Carolina, 9/20/14
Fumble Recoveries: 1 (4x), vs. Florida, 10/1/16

2016 Game-by-Game Stats

	GS	U-A-T	TFL	FF-FR	INT	PBs
SC	*	0-2-2	0-0	0-0	0-0	1
MT	*	4-2-6	1.0-1	0-0	0-0	1
@GT	*	1-3-4	0-0	0-0	0-0	1
@WKU	*	7-2-9	0-0	0-1	0-0	1
UF	*	5-2-7	0-0	0-1	0-0	0
@UK	*	1-1-2	0-0	0-0	0-0	2
@UGA		5-4-9	0-0	0-0	0-0	0
TSU	*	1-0-1	0-0	0-0	1-0	0
@AU	*	6-1-7	1.0-1	0-0	0-0	0
@MIZZ	*	3-1-4	1.0-4	0-0	0-0	0
MISS	*	2-0-2	0-0	0-0	0-0	3
UT	*	3-0-3	0-0	0-0	0-0	1
NCST						
TOTAL	11	38-18-56	3.0-6	0-2	1-0	10

2015 Game-by-Game Stats

	GS	U-A-T	TFL	FF-FR	INT	PBs
WKU	*	6-0-6	0-0	0-0	0-0	0
UGA	*	2-0-2	0-0	0-0	0-0	1
AP	*	1-0-1	0-0	0-0	0-0	0
@MISS	*	6-1-7	2.0-2	0-0	0-0	2
@MT	*	3-1-4	0-0	0-1	0-0	3
@SC	*	3-0-3	0-0	0-0	0-0	1
MIZZ	*	2-3-5	0.5-1	0-0	0-0	1
@HOU	*	5-1-6	0-0	0-0	0-0	1
@UF		6-1-7	1.0-1	0-0	0-0	0
UK	*	4-2-6	1.0-4	0-0	0-0	2
TAMU	*	2-0-2	0-0	0-0	0-0	2
@UT	*	1-1-2	0-0	0-0	0-0	0
TOTAL	11	41-10-51	4.5-8	0-1	0-0	13

2014 Game-by-Game Stats

	GS	U-A-T	TFL	FF-FR	INT	PBs
TEMP	*	3-2-5	0-0	0-0	0-0	0
MISS		3-1-4	0-0	0-0	0-0	0
MASS	*	1-3-4	1.0-4	0-0	0-0	1
SC	*	4-3-7	0.5-1	1-0	0-0	1
@UK	*	5-1-6	1.0-2	0-0	0-0	0
@UGA	*	4-1-5	0-0	0-0	0-0	1
CSU	*	5-1-6	1.0-2	0-0	0-0	1
@MIZZ	*	5-2-7	0-0	0-0	0-0	1
ODU	*	4-1-5	0-0	0-0	0-0	0
UF	*	3-3-6	0-0	0-0	0-0	0
@MSU	*	7-2-9	0-0	0-0	0-0	0
UT	*	2-0-2	0-0	0-0	2-6	0
TOTAL	11	46-20-66	3.5-9	1-0	2-6	5

2013 Game-by-Game Stats

	GS	U-A-T	TFL	FF-FR	INT	PBs
MISS		0-1-1	0-0	0-0	0-0	0
AP		1-0-1	0-0	0-0	0-0	0
@SC		0-0-0	0-0	0-0	0-0	0
@MASS		1-1-2	0-0	0-0	0-0	0
UAB		2-0-2	0-0	0-0	0-0	0
MIZZ		1-1-2	0-0	0-0	0-0	0
UGA		0-0-0	0-0	0-1	0-0	0
@TAMU	*	1-1-2	0-0	0-0	0-0	0
@UF		0-0-0	0-0	0-0	0-0	0
UK		1-0-1	0-0	0-0	0-0	0
@UT		1-0-1	0-0	0-0	0-0	0
WF		1-1-2	0-0	0-0	0-0	0
HOU		1-0-1	0-0	0-0	0-0	0
TOTAL	1	10-5-15	0-0	0-1	0-0	0

Career Stats

	GP/GS	U-A-T	TFL	FF-FR	INT	PBs
2016	12/11	38-18-56	3.0-6	0-2	1-0	10
2015	12/11	41-10-51	4.5-8	0-1	0-0	13
2014	12/11	46-20-66	3.5-9	1-0	2-6	5
2013	13/1	10-5-15	0-0	0-1	0-0	0
TOTAL	49/34	135-53-188	11.0-23	1-4	3-6	28

48 ANDRE MINTZE

2016: Mintze has not played as a true freshman... Missed most of fall practice due to a leg injury.

**44 NEHEMIAH MITCHELL**

2016: After moving from outside linebacker to defensive end in spring drills, Mitchell played in 10 games during the regular season... He has six total tackles, including one tackle for loss... Posted a quarterback hurry and pass breakup... Registered season-high of two tackles against Middle Tennessee.

2015: A first-year transfer from City College of San Francisco, Mitchell played in every game at outside linebacker... Earned starting assignments in first seven games, then split repetitions with sophomore Landon Stokes... Finished the season with 24 total tackles, nine solo stops, 1.5 tackles for loss and a pass breakup... Posted season-high of five tackles against Georgia... Registered three solo stops in win over Middle Tennessee... Opened career with three tackles vs. Western Kentucky.

97 REID NELSON

2016: Nelson saw the first collegiate action on special teams as a third-year walk-on with the Commodores... Had two punts early in the opener against South Carolina before Sam Loy took over the chores.

2015: Nelson did not see game action.

2014: Nelson did not see game action.

34 DARE ODEYINGBO

2016: Odeyingbo has enjoyed his best year in a Commodore uniform as a sophomore... Played in all 12 regular season games earning starts at defensive end against Georgia, Auburn and Missouri... Finished the regular season with 17 total tackles, nine solo stops, four tackles for loss and a quarterback sack... Also contributed a fumble recovery and pass breakup... Established a game-high with four tackles at Auburn... Produced multiple stops against South Carolina, Georgia Tech and Georgia... Posted a sack against Georgia Tech.

2015: Odeyingbo participated in eight games as a true freshman, seeing action on special teams and as a defensive end... Concluded his first season with a pair of tackles, including a tackle for loss, all coming in the Commodores' win over Austin Peay.

17 TOMMY OPENSHAW

2016: As a third-year starter, Openshaw has converted 14-of-17 field goals... His 82.4-percent conversion rate has been bettered only once (Carey Spear's 83.3% in 2012) since the mid-1970s... Openshaw is 11-of-11 inside 40 yards and has converted from 47, 48 and 52 yards... He has made his last six attempts, including three at Auburn... Openshaw's 52-yarder at Auburn matched the eighth-longest in team history... His 74 points scored ranks as the third-highest, single-season scoring total ever by a Commodore kicker... He is tied for the fifth-most conversions in a season ever a Vanderbilt kicker... His 165-point career scoring output ranks fifth all-time among Commodores.

2015: Openshaw played in every game, spending much of the year in the dual capacity of punter and kicker... As a first-year punter, Openshaw averaged 40.9 yards on 79 punts... He booted a 78-yard punt, equaling the sixth-best at Vanderbilt all-time, against Missouri... As a kicker, Openshaw converted on 62.3-percent of field goals (12-of-19)... He made 7-of-10 attempts between 40-49 yards... All of the team's field goal attempts came in first seven games of season... He made all 14 extra point attempts.

2014: Openshaw saw action in 11 games, serving as the team's primary kicker... Made 72.7-percent of field goals, converting 8-of-11... Was 6-of-6 on field goals inside 40 yards... Last two conversions came from 48 and 46 yards... Made all 21 PATs on the season... Served as team's primary kickoff specialist during last two months of season.

2013: Openshaw did not see action as a true freshman.

Career Highs

Field Goals in Game: 3 (2x), at Auburn, 11/5/16

Longest FG: 52, at Auburn, 11/5/16

2016 Game-by-Game Kicking

	FG-FGA	FG%	LG.	PATS
SC	1-2	50.0	36	1-1
MT	1-1	100	32	6-6
@GT	0-0	0.0	0	1-1
@WKU	1-1	100	22	4-4
UF	2-2	100	38	0-0
@UK	2-3	66.7	48	0-0
@UGA	1-1	100	38	2-2
TSU	0-1	0.0	0	5-5
@AU	3-3	100	52	1-1
@MIZZ	1-1	100	24	2-2
MISS	1-1	100	24	5-5
UT	1-1	100	31	6-6
NCST				
TOTAL	14-17	82.4	52	33-33

2015 Game-by-Game Kicking

	FG-FGA	FG%	LG.	PATS
WKU	2-3	66.7	49	0-0
UGA	2-3	66.7	47	0-0
AP	2-3	66.7	40	5-5
@MISS	3-4	75.0	41	1-1
@MT	1-2	50.0	40	2-2
@SC	1-1	100	23	1-1
MIZZ	1-3	33.3	40	1-1
@HOU	0-0	0.0	0	0-0
@UF	0-0	0.0	0	0-0
UK	0-0	0.0	0	0-0
TAMU	0-0	0.0	0	0-0
@UT	0-0	0.0	0	4-4
TOTAL	12-19	63.2	49	14-14

2014 Game-by-Game Kicking

	FG-FGA	FG%	LG.	PATS
TEMP		--DNP--		
MISS	1-1	100	26	0-0
MASS	0-0	0.0	0	2-2
SC	2-3	66.7	30	4-4
@UK	0-0	0.0	0	1-1
@UGA	1-2	50.0	34	2-2
CSU	2-2	100	42	1-1
@MIZZ	0-0	0.0	0	2-2
ODU	0-0	0.0	0	6-6
UF	1-1	100	48	1-1
@MSU	0-1	0.0	0	0-0
UT	1-1	100	36	2-2
TOTAL	8-11	72.7	48	21-21

Career Stats Kicking

	FG-FGA	FG%	LG.	PATS	PTS
2016	14-17	82.4	52	33-33	75
2015	12-19	63.2	49	14-14	50
2014	8-11	72.7	48	21-21	45
TOTAL	34-47	72.3	52	63-63	170

9 CALEB PEART

2016: Peart made appearances in 10 of the Commodores' 12 regular season games, seeing action at outside linebacker as a redshirt freshman... Concluded the regular season with five total tackles, including three unassisted stops... Made collegiate debut in victory over Middle Tennessee.

2015: Peart did not see game action as a true freshman linebacker.



57 EAN PFEIFER

2016: Pfeifer took over for Delando Crooks at left guard early in the season and never relinquished his position... Pfeifer has shown improvement with each game, playing most of the team's critical snaps over the last eight games... By the end of the season, he and the line played a huge role in RB Ralph Webb becoming Vanderbilt's all-time leading rusher and QB Kyle Shurmur producing in the passing game... Pfeifer and the line helped the Commodore offense improve in nearly every stat category from 2015, including points scored, first downs, total yards and red zone efficiency where the offense produced points on 42-of-44 possessions.

2015: Pfeifer did not see game action as a true freshman offensive lineman, playing on the Commodores' scout team.

80 JARED PINKNEY

2016: As first-year contributor, Pinkney has played in every game, providing the Commodores with a quality receiving threat at the tight end position... Earned six starts, including the first of his career in the opener against South Carolina... Concluded the season as the team's top receiving tight end, hauling in 22 catches for 274 yards and two touchdowns... Posted multiple catches in seven games... Registered seasons-highs with five receptions and 50 receiving yards in win over Tennessee State... Played key role as a receiver in late-season wins over Ole Miss and Tennessee, combined for 83 receiving yards against those SEC rivals... Contributed touchdown catches against TSU and Auburn.

2015: Injuries curtailed Pinkney's true freshman campaign... After working his way into a playing role after an impressive preseason camp, he suffered a season-ending injury in the opener against Western Kentucky.

Career Highs

Receptions: 4, vs. Tennessee State, 10/22/16
Receiving Yards: 50, vs. Tennessee State, 10/22/16
TDs: 1 (2x), at Auburn, 11/5/16
Longest Catch: 28, vs. Tennessee, 11/26/16

2016 Game-by-Game Stats

	GS	REC	YDS	AVG	TD	LNG
SC	*	0	0	0.0	0	0
MT		2	32	16.0	0	23
@GT		3	24	8.0	0	11
@WKU	*	3	41	13.7	0	22
@UK		1	16	16.0	0	16
@UGA	*	0	0	0.0	0	0
TSU	*	4	50	12.5	1	21
@AU		3	17	5.7	1	8
@MIZZ		1	11	11.0	0	11
MISS	*	3	41	13.7	0	21
UT	*	2	42	21.0	0	28
NCST						
TOTAL	6	22	274	12.5	2	28

Career Stats

	GP/GS	REC	YDS	AVG	TD	LNG
2016	12/6	22	274	12.5	2	28
TOTAL	13/6	22	274	12.5	2	28

29 AUSTIN QUILLEN

2016: Quillen has not played as a true freshman, serving as a scout team member.

86 LATEVIUS RAYFORD

2016: Rayford has played in 10 games this season, catching two passes for 16 yards.

2015: Rayford played in 11 games as a third-year wide receiver, earning starts against Western Kentucky, Austin Peay and Houston... Finished with 19 receptions for 151 yards and a touchdown... Most productive performance was a seven-catch, 57-yard effort against Georgia that included a seven-yard TD in the fourth quarter... Also posted three catches against South Carolina and Houston.

2014: Rayford ranked among the team's top aerial targets in virtually every category... Participated in all 12 games, earning 10 starts at wide receiver... Finished the season with the second-most catches with 36 and third with 350 receiving yards... Registered a catch in 11-of-12 games... Set career-highs with eight receptions against Florida and 79 receiving yards vs. Old Dominion... TD came in win over ODU.

2013: Rayford was one of three true freshmen WR who earned playing time during the season, seeing action in six games... Caught two passes for 29 yards.

61 BRUNO REAGAN

2016: Reagan started all 12 regular season games in his third season as a Commodore... Played nearly 90-percent of the team's offensive snaps at right guard, providing solid run blocking for improved ground attack... Reagan and the line played a huge role in RB Ralph Webb becoming Vanderbilt's all-time leading rusher and QB Kyle Shurmur producing in the passing game... Reagan and the line helped the Commodore offense improve in nearly every category from 2015, including points scored, first downs, total yards and red zone efficiency where the unit produced points on 42-of-44 possessions.

2015: Reagan earned his way onto the Commodores' starting offensive line during his second year on campus... Played in several games on special teams and enjoyed time on OL in eight others... Started at right guard in late-season conference games against Texas A&M and Tennessee... Registered 12 pancake and 10 domination blocks while playing 210 snaps.

2014: Reagan did not see game action as a true freshman.

26 ANDREW RECTOR

2016: Rector participated in three games as a sophomore safety and special teams contributor this season... Registered tackles in early-season games against South Carolina and Georgia Tech... Also saw action in victory against Florida.

2015: Rector saw action in nine games as a true freshman, participating as a reserve safety and special teams contributor... Punt block late at Kentucky was key special teams play in eventual win over Wildcats... Earned assisted tackles against South Carolina and Kentucky.

**28 DALLAS RIVERS**

2016: Rivers participated in all 12 regular season games, contributing at both tailback and fullback in the Commodore backfield... Finished the year with 144 rushing yards on 26 carries... Produced arguably best performance of career in season finale win against Tennessee, rushing for a season-high 52 yards on six carries... One of Rivers' rushes against the Vols was a career-long carry of 39 yards that gave the Commodores a critical first down late in the game.

2015: Rivers participated in every game, serving as a secondary option to RB Ralph Webb in the running game... Concluded the season with 183 rushing yards and a touchdown on 60 carries... Had rush attempts in all 12 games, including 11 rushes for 26 yards in the opener vs. Western Kentucky... Had 137 all-purpose yards – 30 rushing yards and 107 in kick returns – against Texas A&M... Lone TD came in victory over Middle Tennessee.

2014: As a true freshman, Rivers played in all 12 games, serving as the Commodores' No. 2 running back behind Ralph Webb... Finished the season with 218 rushing yards and two touchdowns on 61 carries... Set single-game highs with 73 rushing yards on 17 carries in victory over Old Dominion... Had 47 yards and a score in win over Charleston Southern... First career rushing touchdown came at Georgia.

Career Highs

Carries: 17, vs. Old Dominion, 11/1/14

Rushing Yards: 73, vs. Old Dominion, 11/1/14

Rush TDs: 1 (4x), at Middle Tennessee, 9/10/16

Longest Rush: 39, vs. Tennessee, 11/26/16

Receptions: 2, at Tennessee, 11/28/15

Receiving Yards: 15, at Tennessee, 11/28/15

2016 Game-by-Game Stats

	GS	ATT	YDS	AVG	TD	LNG	REC	YDS
MT		5	7	1.4	1	3	0	0
@GT		2	6	3.0	0	4	1	7
TSU		4	9	2.2	0	5	0	0
@MIZZ		1	3	3.0	0	3	0	0
MISS		2	15	7.5	0	9	0	0
UT		6	52	8.7	0	39	0	0
NCST								
TOTAL	0	20	92	4.6	1	39	2	13

2015 Game-by-Game Stats

	GS	ATT	YDS	AVG	TD	LNG	REC	YDS
WKU		11	26	2.4	0	6	1	12
UGA		4	7	1.8	0	3	1	6
AP		12	25	2.1	1	5	1	6
@MISS		3	6	2.0	0	7	0	0
@MT		8	18	2.3	0	8	0	0
@SC		1	-2	-2.0	0	0	0	0
MIZZ		2	8	4.0	0	4	0	0
@HOU		2	12	6.0	0	10	0	0
@UF		6	16	2.7	0	10	1	6
UK		4	16	4.0	0	7	1	2
TAMU		3	30	10.0	0	16	0	0
@UT		4	21	5.3	0	10	2	15
TOTAL	0	60	183	3.1	1	16	7	47

2014 Game-by-Game Stats

	GS	ATT	YDS	AVG	TD	LNG	REC	YDS
TEMP		5	16	3.2	0	5	0	0
MISS		5	23	4.6	0	10	0	0
@UGA		5	20	4.0	1	8	0	0
CSU		11	47	4.3	1	9	0	0
@MIZZ		2	6	3.0	0	4	0	0
ODU		17	73	4.3	0	12	0	0
UF		4	-1	-0.3	0	0	0	0
@MSU		7	11	1.6	0	3	1	7
UT		5	23	4.6	0	11	0	0
TOTAL	0	61	218	3.6	2	12	1	7

Career Stats

	GP/GS	ATT	YDS	AVG	TD	LNG	REC	YDS
2016	12/0	20	92	4.6	1	39	2	13
2015	12/0	60	183	3.1	1	16	7	47
2014	12/0	61	218	3.6	2	12	1	7
TOTAL	36/0	141	493	3.5	4	39	10	67

57 JOSIAH SA'O

2016: Sa'o has not played as a true freshman, serving on the scout team.

47 TOMMY SCHIAGER

2016: Schiager has not played in a game during his first season.

48 JACOB SCHULTZ

2016: Schultz played in 11-of-12 games as a fourth-year contributor on special teams... The walk-on missed Vanderbilt's opener against South Carolina, then served as the primary snapper on conversion units for the rest of the season... Helped kicker Tommy Openshaw set a career-high with 14 field goals... Also handled the long snapping role on punting situations for much of the year.

2015: As a third-year member of the squad, Schultz served as a key member of the Commodores' special teams... Handled the squad's conversion snaps through the season and took on long snapping chores after an early-season injury to Wilson Johnson.

2014: Schultz did not see game action in his second year.

2013: Schultz did not play in first year as a snapper.



9 CALEB SCOTT

2016: Scott has overcome early-season injuries to become one of the team's top receivers in Vanderbilt's stretch drive... Earned starts against Tennessee State and Tennessee while playing in every game, Scott concluded the regular season with 20 receptions for 417 yards... His 20.9-yard average per catch topped the Commodores and ranked among the highest averages in the Southeastern Conference... In the last four games of the regular season, Scott produced a series of explosive plays, catching 14 passes for 297 yards... In the season-finale win over Tennessee, Scott set a career-high with 114 receiving yards on four catches, including acrobatic receptions of 45 and 40 yards that led to two touchdowns... Scott produced a critical 66-yard catch at Western Kentucky that set up Vanderbilt's game-tying touchdown in the fourth quarter.

2015: Scott came into his own as a sophomore, becoming one of the team's top options at wide receiver... Played in every game, earning nine starts, including the final eight of the year... Concluded the season with season-highs of 24 catches, 339 receiving yards and two TDs... Averaged 14.1 yards per catch, tops among team's WRs... Posted at least two receptions in eight games, topped by a five-catch effort at Ole Miss... Made three important catches, including one for a touchdown, and a then career-high 87 yards in victory over Kentucky.

2014: Scott saw action in 11-of-12 games during his first year on campus... Earned first start in season finale vs. Tennessee... Leader among the team's true freshmen with six catches and 78 receiving yards... Longest reception was 39-yarder in win over Old Dominion.

Career Highs

Receptions: 5, at Ole Miss, 9/26/15

Receiving Yards: 117, vs. Tennessee, 11/26/16

TDs: 1 (2x), vs. Kentucky, 11/14/15

Longest Catch: 66, at Western Kentucky, 9/24/16

2016 Game-by-Game Stats

	GS	REC	YDS	AVG	TD	LNG
SC	0	0	0.0	0	0	0
MT	0	0	0.0	0	0	0
@GT	3	31	10.3	0	12	
@WKU	1	66	66.0	0	66	
UF	1	11	11.0	0	11	
@UK	0	0	0.0	0	0	
@UGA	1	12	12.0	0	12	
TSU	*	0	0.0	0	0	
@AU	4	70	17.5	0	29	
@MIZZ	3	63	21.0	0	24	
MISS	3	47	15.7	0	19	
UT	*	4	117	29.3	0	45
NCST						
TOTAL	2	20	417	20.9	0	66

2015 Game-by-Game Stats

	GS	REC	YDS	AVG	TD	LNG
WKU	1	23	23.0	0	23	
UGA	2	22	11.0	0	18	
AP	*	3	24	8.0	0	11
@MISS	5	42	8.4	0	17	
@MT	*	3	43	14.3	0	20
@SC	*	2	20	10.0	1	16
MIZZ	*	2	13	6.5	0	8
@HOU	*	1	4	4.0	0	4
@UF	*	0	0	0.0	0	0
UK	*	3	87	29.0	1	37
TAMU	*	0	0	0.0	0	0
@UT	*	2	61	30.5	0	36
TOTAL	9	24	339	14.1	2	37

2014 Game-by-Game Stats

	GS	REC	YDS	AVG	TD	LNG
TEMP		1	9	9.0	0	9
MISS		0	0	0.0	0	0
MASS		0	0	0.0	0	0
SC		0	0	0.0	0	0
@UK		0	0	0.0	0	0
@UGA		1	7	7.0	0	7
CSU		--DNP--				
@MIZZ		2	18	9.0	0	11
ODU		1	39	39.0	0	39
UF		--DNP--				
@MSU		0	0	0.0	0	0
UT	*	1	5	5.0	0	5
TOTAL	1	6	78	13.0	0	39

Career Stats

	GP/GS	REC	YDS	AVG	TD	LNG
2016	12/2	20	417	20.9	0	66
2015	12/9	24	339	14.1	2	37
2014	10/1	6	78	13.0	0	39
TOTAL	34/12	50	842	16.8	2	66

21 DONOVAN SHEFFIELD

2016: Sheffield has played in every game as a sophomore defensive back, earning a larger role as the season endured... Played both nickel back and cornerback... Concluded the regular season with seven total tackles, including four solo stops... Posted multiple tackles against Middle Tennessee and Missouri.

2015: Limited by an injury early in the year, Sheffield came on to create a valuable role in the secondary as a true freshman... Played in the final six games, contributing at cornerback and nickel back... Finished the year with five total tackles, including four solo stops... Also registered a pair of pass breakups against Texas A&M.

**10 TRENT SHERFIELD**

2016: A seven-game starter who played in every contest, Sherfield finished the regular season as the team leader with 448 receiving yards... His 31 receptions ranked second on the team behind WR C.J. Duncan... Sherfield also had six rushes for 52 yards... He posted a season-high nine catches for 184 yards - tied for the 10th highest in team history - in the win over Tennessee... The UT performance included a career-long 76-yard catch that led to Vanderbilt's third score... One week earlier, Sherfield had a 67-yard reception in the 'Dores victory over Ole Miss.

2015: Sherfield became the Commodores' top receiving target in his second year on campus... Started every game at wide receiver... Finished the year with team-highs of 51 receptions, 659 receiving yards and three touchdowns... Rushed for 55 yards on four carries... Produced arguably the greatest game ever by a Commodore receiver in win over Austin Peay, setting a school record with 240 receiving yards on 16 catches... Reception total vs. Austin Peay ranks as third-highest in team history... Hauled in seven catches at Ole Miss, six in win at Middle Tennessee and six in finale at Tennessee... Registered rushes of 34 yards against Middle Tennessee and 17 yards at Florida.

2014: Sherfield played in seven games and was one of two true freshmen to see action at wide receiver... Ended the year with one reception and three rush attempts... Nine-yard catch came at Missouri... First career rush resulted in 25-yard carry vs. South Carolina... Posted two rushes for 15 yards vs. Old Dominion.

Career Highs

Receptions: 16, vs. Austin Peay, 9/19/15

Receiving Yards: 240, vs. Austin Peay, 9/19/15

Rec. TDs: 1 (4x), vs. Ole Miss, 11/19/16

Longest Catch: 76, vs. Tennessee, 11/26/16

Rush Attempts: 3, at Auburn, 11/5/16

Rushing Yards: 34, at Middle Tennessee, 10/3/15

2014 Game-by-Game Stats

	GS	REC	YDS	AVG	TD	LNG	ATT	YDS
TEMP		--DNP--						
MISS	0	0	0.0	0	0	0	0	0
MASS	0	0	0.0	0	0	0	0	0
SC	0	0	0.0	0	0	1	25	
@UK	0	0	0.0	0	0	0	0	0
@UGA	0	0	0.0	0	0	0	0	0
CSU	0	0	0.0	0	0	0	0	0
@MIZZ	1	9	9.0	0	9	0	0	0
ODU	0	0	0.0	0	0	2	15	
UF	0	0	0.0	0	0	0	0	0
@MSU	0	0	0.0	0	0	0	0	0
UT	0	0	0.0	0	0	0	0	0
TOTAL	0	1	9	9.0	0	9	3	40

Career Stats

	GP/GS	REC	YDS	AVG	TD	LNG	ATT	YDS
2016	12/7	31	448	14.5	1	76	6	52
2015	12/12	51	659	12.9	3	44	4	55
2014	11/0	1	9	9.0	0	9	3	40
TOTAL	35/19	83	1116	13.4	4	76	15	157

2016 Game-by-Game Stats

	GS	REC	YDS	AVG	TD	LNG	ATT	YDS
SC	*	0	0	0.0	0	0	1	9
MT	*	4	26	6.5	0	9	1	4
@GT	*	2	22	11.0	0	12	0	0
@WKU	*	2	38	19.0	0	24	0	0
UF		0	0	0.0	0	0	0	0
@UK	*	4	21	5.3	0	6	0	0
@UGA		2	19	9.5	0	12	0	0
TSU		3	15	5.0	0	8	1	14
@AU	*	1	9	9.0	0	9	3	25
@MIZZ	*	2	42	21.0	0	31	0	0
MISS		2	72	36.0	1	67	0	0
UT		9	184	20.4	0	76	0	0
NCST								
TOTAL	7	31	448	14.5	1	76	6	52

2015 Game-by-Game Stats

	GS	REC	YDS	AVG	TD	LNG	ATT	YDS
WKU	*	4	63	15.8	1	31	0	0
UGA	*	1	44	44.0	0	44	0	0
AP	*	16	240	15.0	1	42	0	0
@MISS	*	7	55	7.9	0	9	1	1
@MT	*	6	63	10.5	0	21	1	34
@SC	*	2	18	9.0	0	11	0	0
MIZZ	*	5	35	7.0	0	10	0	0
@HOU	*	0	0	0.0	0	0	0	0
@UF	*	0	0	0.0	0	0	1	17
UK	*	3	51	17.0	0	22	1	3
TAMU	*	1	5	5.0	0	5	0	0
@UT	*	6	85	14.2	1	35	0	0
TOTAL	12	51	659	12.9	3	44	4	55



14 KYLE SHURMUR

2016: Shurmur has started all 12 games and finished the regular season completing 185-of-329 passes (56.2-percent) for 2,251 yards and nine touchdowns... He has limited turnovers, throwing an interception every 47 passes... His 2,251 passing yards rank second all-time among Commodore sophomores behind only Jay Cutler's 2003 total of 2,347 yards... Shurmur was superb in the last month of the season, combining to complete 79-of-129 passes (61.2%) for 1,162 yards and five touchdowns against SEC foes Auburn, Missouri, Ole Miss and Tennessee... In the win over Tennessee, Shurmur set a career-high with 416 passing yards, the fifth-highest, single-game total in school history... He also threw for 273 yards against Ole Miss and 251 at Missouri... Shurmur's campaign included leading last-minute comeback wins at Western Kentucky and Georgia.

2015: Shurmur ended his true freshman season as the Commodores' starting quarterback... He played in and started five games, making his collegiate debut in October against Missouri... Shurmur guided the squad to victories over Missouri and Kentucky in his first two starts against SEC teams and finished the year completing 44-of-103 passes for 503 yards and five touchdowns... He was a combined 23-of-46 for 255 yards, two TD passes and no interceptions against Missouri and Kentucky... In the season finale at Tennessee, he set then career-highs with 15 completions, 209 passing yards and three touchdowns.

Career Highs

Attempts: 36, at Auburn, 11/5/16

Completions: 24, at Auburn, 11/5/16

Pass Yards: 416, vs. Tennessee, 11/26/16

Pass TDs: 3, at Tennessee, 11/28/15

Rush Yards: 5, at Georgia Tech, 9/17/16

Career Passing

	GP/GS	COMP/ATT	PCT	YDS	TD	INT
2016	12/12	185/329	56.2	2251	9	7
2015	5/5	44/103	42.7	503	5	3
TOTAL	17/17	231/432	53.5	2754	14	10

Career Rushing

	GP/GS	ATT	YDS	AVG	TD	LNG
2016	12/12	48	-137	-2.9	0	14
2015	5/5	14	-33	-2.4	0	15
TOTAL	17/17	62	-170	-2.7	0	15

2016 Game-by-Game Passing

	GS	COMP/ATT	PCT	YDS	TD	INT
SC	*	8/22	36.4	73	0	0
MT	*	15/28	53.6	113	1	0
@GT	*	17/26	65.4	149	1	1
@WKU	*	18/29	62.1	279	1	1
UF	*	9/25	36.0	82	0	1
@UK	*	17/29	58.6	141	0	0
@UGA	*	7/18	38.9	109	0	0
TSU	*	15/23	65.2	143	1	0
@AU	*	24/36	66.7	221	1	1
@MIZZ	*	17/29	58.6	252	0	2
MISS	*	17/30	56.7	273	2	0
UT	*	21/34	61.8	416	2	1
NCST						
TOTAL	12	185/329	56.2	2251	9	7

2015 Game-by-Game Passing

	GS	COMP/ATT	PCT	YDS	TD	INT
WKU		--DNP--				
UGA		--DNP--				
AP		--DNP--				
@MISS		--DNP--				
@MT		--DNP--				
@SC		--DNP--				
MIZZ	*	10/20	50.0	89	0	0
@HOU	*	3/11	27.3	20	0	1
@UF		--DNP--				
UK	*	13/26	50.0	166	2	0
TAMU	*	3/12	25.0	19	0	1
@UT	*	15/34	44.1	209	3	1
TOTAL	5	44/103	42.7	503	5	3

**6 DARRIUS SIMS**

2016: Sims leads the Commodores in kick returns and became the school's all-time leading kick returner this season also running the ball and catching passes... He concluded the season with 264 rushing yards on 38 carries and 61 receiving yards on five catches... Sims established a new team record for all-time kick return yardage, finishing the regular season with 2,414 career yards... Sims' 28.2-yard average this season tops all SEC kick returners, and is the highest season average by a Commodore since 1957... Sims' top performance as a receiver and running back came in the win over Ole Miss where he combined for 101 all-purpose yards - 53 receiving and 48 rushing... He also contributed 86 rushing yards on seven carries at Missouri.

2015: For the first time in his Commodore career, the versatile Sims was featured as a triple threat, seeing action at running back and receiver and as a kick and punt returner on special teams... Played in all 12 games, earning four starts at receiver and two at running back... Finished the year second on the team with 249 rushing yards and a TD... Averaged 5.8 yards per carry...

Also contributed 110 receiving yards on 10 catches... As a kick returner, averaged 18.9 yards on 25 returns... Rolled up 146 all-purpose yards at South Carolina, including 104 rushing yards and 22 receiving yards... Scored first touchdown of the season in finale at Tennessee on seven-yard rush.

2014: The Commodores' most versatile player, Sims saw action in all three phases of the game... Participated in all 12 games, seeing action as a running back and wide receiver, nickel back on defense, and as a kick returner...

Ranked among the leading SEC kick returners, averaging 24.5 yards on 31 returns... Put together one of the greatest individual performances in team history against South Carolina, becoming first player in SEC history to return two kicks for touchdowns in the same game... Touchdowns against Gamecocks came on returns of 91 and 100 yards... Performance vs. South Carolina earned SEC Specialist of the Week honors... Provided team's only points versus Kentucky with a 13-yard interception for a touchdown.

2013: Sims was one of three true freshmen to see action for Vanderbilt during the regular season, contributing as a cornerback and return specialist...

Played in all 12 games finishing with 10 total tackles, including eight solo stops... Also contributed a fumble recovery and pass breakup... Was one of the SEC's top kickoff returners, averaging 23.1 yards on 22 returns... Posted a season-best return of 71 yards in win at Tennessee... Registered three solo tackles at South Carolina and a pair of unassisted stops against both Texas A&M and UAB.

Career Highs

Receptions: 3, at South Carolina, 10/17/16

Receiving Yards: 53, vs. Ole Miss, 11/19/16

Rec. TDs: N/A

Longest Catch: 39, vs. Ole Miss, 11/19/16

Rush Attempts: 10, vs. Ole Miss, 11/19/16

Rushing Yards: 104, at South Carolina, 10/17/15

Longest KO Return: 100, vs. South Carolina, 9/20/14

2016 Game-by-Game Stats

	GS	REC	YDS	AVG	TD	LNG	ATT	YDS
SC		--DNP--						
MT	0	0	0.0	0	0	0	0	0
@GT	0	0	0.0	0	0	0	0	0
@WKU	0	0	0.0	0	0	1	-6	
UF	0	0	0.0	0	0	2	23	
@UK	0	0	0.0	0	0	0	0	0
@UGA	0	0	0.0	0	0	1	18	
TSU	1	4	4.0	0	4	5	50	
@AU	0	0	0.0	0	0	5	29	
@MIZZ	1	4	4.0	0	4	7	86	
MISS	2	53	26.5	0	39	10	48	
UT	1	0	0.0	0	0	7	16	
NCST								
TOTAL	0	5	61	12.2	0	39	38	264

2015 Game-by-Game Stats

	GS	REC	YDS	AVG	TD	LNG	ATT	YDS
WKU	*	2	10	5.0	0	8	4	15
UGA	*	0	0	0.0	0	0	1	0
AP		2	32	16.0	0	17	2	27
@MISS	*	1	17	17.0	0	17	0	0
@MT		0	0	0.0	0	0	0	0
@SC	*	3	22	7.3	0	13	6	104
MIZZ	*	2	29	14.5	0	24	9	58
@HOU		0	0	0.0	0	0	5	19
@UF		0	0	0.0	0	0	6	-7
UK	*	0	0	0.0	0	0	3	1
TAMU		0	0	0.0	0	0	4	14
@UT		0	0	0.0	0	0	3	19
TOTAL	6	10	110	11.0	0	24	43	250

2014 Game-by-Game Stats

	GS	REC	YDS	AVG	TD	LNG	ATT	YDS
TEMP		0	0	0.0	0	0	0	0
MISS		0	0	0.0	0	0	0	0
MASS		0	0	0.0	0	0	0	0
SC		0	0	0.0	0	0	0	0
@UK		0	0	0.0	0	0	0	0
@UGA		1	14	14.0	0	14	0	0
CSU		1	0	0.0	0	0	1	5
@MIZZ		0	0	0.0	0	0	1	-3
ODU		0	0	0.0	0	0	0	0
UF		0	0	0.0	0	0	0	0
@MSU		0	0	0.0	0	0	0	0
UT		0	0	0.0	0	0	0	0
TOTAL	0	2	14	7.0	0	14	2	2

Career Stats

	GP/GS	REC	YDS	AVG	TD	LNG	ATT	YDS
2016	11/0	5	61	12.2	0	39	38	264
2015	12/6	10	110	11.0	0	24	43	250
2014	12/0	2	14	7.0	0	14	2	2
2013	13/0	0	0	0.0	0	0	0	0
TOTAL	48/6	17	185	10.9	0	39	83	506

58 JUSTIN SKULE

2016: Skule started all 12 regular season games as a sophomore... Played more than 90-percent of team's offensive snaps at right tackle... Skule and the line played a huge role in RB Ralph Webb becoming Vanderbilt's all-time leading rusher and QB Kyle Shurmur producing in the passing game... Skule and the line helped the Vanderbilt offense improve in nearly every category from 2015, including points scored, first downs, total yards and red zone efficiency where the unit produced points on 42-of-44 possessions.

2015: As a true freshman, Skule became a starter on the offensive line before a midseason injury prematurely ended his season... Played in seven games, earning starts at right tackle against Austin Peay and at Ole Miss... Registered 20 pancake blocks while playing 233 offensive snaps.



7 EMMANUEL SMITH

2016: Smith has dealt with injuries as a third-year contributor for the VU defense... He has played in eight games at linebacker and safety, finishing the regular season with six total tackles, including four unassisted stops... He matched a career-high with three tackles in the team's win at Georgia.

2015: Smith became a valuable member of the Commodores' secondary as a second-year contributor... Played in 11-of-12 games, missing only the Georgia game... Played both safety and nickel back, earning starts in victory at Middle Tennessee and against Houston... Concluded the year with 10 total tackles and a pass breakup... Opened the season with two tackles against Kentucky, then established a career-high with three stops in win over Austin Peay... Also contributed a pair of tackles at Ole Miss.

2014: Smith saw action in 10 games as a true freshman, contributing three solo tackles... Participated on special teams and as safety/nickel back in secondary.

Career Highs

Total Tackles: 3 (2x), at Georgia, 10/15/16

Solo Tackles: 2, at Georgia, 10/15/16

Interceptions: N/A

Pass Breakups: 1 (2x), at Kentucky, 10/8/16

Forced Fumbles: N/A

Fumble Recoveries: N/A

2016 Game-by-Game Stats

	GS	U-A-T	TFL	FF-FR	INT	PBs
MT		1-1-2	0-0	0-0	0-0	0
@GT		1-0-1	0-0	0-0	0-0	0
UF		--DNP--				
@UGA		2-1-3	0-0	0-0	0-0	0
@AU		--DNP--				
MISS		--DNP--				
UT		--DNP--				
NCST						
TOTAL	0	4-2-6	0-0	0-0	0-0	1

2015 Game-by-Game Stats

	GS	U-A-T	TFL	FF-FR	INT	PBs
WKU		0-2-2	0-0	0-0	0-0	0
UGA		--DNP--				
AP		0-3-3	0-0	0-0	0-0	1
@MISS		0-2-2	0-0	0-0	0-0	0
@MT	*	1-0-1	0-0	0-0	0-0	0
@HOU	*	0-1-1	0-0	0-0	0-0	0
UK		0-1-1	0-0	0-0	0-0	0
TOTAL	2	1-9-10	0-0	0-0	0-0	1

2014 Game-by-Game Stats

	GS	U-A-T	TFL	FF-FR	INT	PBs
TEMP		--DNP--				
MASS		--DNP--				
SC		1-0-1	0-0	0-0	0-0	0
@UK		--DNP--				
@UGA		0-1-1	0-0	0-0	0-0	0
ODU		0-1-1	0-0	0-0	0-0	0
TOTAL	0	1-2-3	0-0	0-0	0-0	0

Career Stats

	GP/GS	U-A-T	TFL	FF-FR	INT	PBs
2016	8/0	4-2-6	0-0	0-0	0-0	1
2015	11/2	1-9-10	0-0	0-0	0-0	1
2014	9/0	1-2-3	0-0	0-0	0-0	0
TOTAL	28/2	6-13-19	0-0	0-0	0-0	2

25 JOSH SMITH

2016: Smith has been hampered by injuries but finished the year on a high note by starting at outside linebacker in the victory over Tennessee... During the course of the season, Smith played both inside and outside linebacker, seeing action in eight games... Smith concluded the year with three total tackles, including a quarterback sack against Tennessee.

2015: Smith saw action in every game as an outside linebacker during his first year on campus... Finished the season with seven total tackles... Posted two stops against three opponents – Western Kentucky, Austin Peay and Florida... Also registered a tackle for loss in the opener against the Hilltoppers.

81 ZACH SMITH

2016: Smith has not seen game action during his first year on campus, served as a scout team member prior to leg injury.

71 JARED SOUTHERS

2016: Southers participated in the final nine games of the regular season as a redshirt freshman offensive lineman... Saw action as an offensive tackle and on special teams.

2015: Southers did not play as a true freshman, working instead as an offensive tackle and guard on scout teams.

3 SHAWN STANKAVAGE

2016: Injuries derailed Stankavage's progress for the second straight season... Stankavage missed the entire season after suffering a leg injury during spring drills.

2015: Stankavage did not see action during his second year on campus as a quarterback, suffering an offseason leg injury.

2014: Stankavage redshirted as a true freshman.

**99 LONDON STOKES**

2016: Played in all 12 games for the Commodores, earning eight starting assignments at outside linebacker during the regular season... He has 13 starts in 34 career appearances... Finished the regular season with 15 total tackles and seven solo stops... Posted a season-high three tackles in team's win over Tennessee State... Also contributed multiple tackles against Georgia Tech, Georgia and Ole Miss.

2015: Stokes earned the most significant role of his Commodore career as a redshirt sophomore... Playing in every game, Stokes started the final five games at outside linebacker... Set numerous season-highs, including 12 solo tackles, 24 total tackles, three tackles for loss, four pass breakups and three QB hurries... In five starts, accumulated 18 tackles... Career-high of five total tackles came in win over Kentucky... Had another career-high of four solo tackles in finale at Tennessee... First career sack proved a key defensive play in eventual victory over Missouri.

2014: Stokes participated in 10-of-12 games as a redshirt freshman... Earning playing time at outside linebacker in 3-4 defensive scheme... Served as a key reserve to starters Kyle Woestmann and Stephen Weatherly... Registered four total tackles during the season.

2013: Stokes redshirted as a true freshman defensive end.

Career Highs

Total Tackles: 5, vs. Kentucky, 11/14/15

Solo Tackles: 4, at Tennessee, 11/28/15

Sacks: 1, vs. Missouri, 10/14/15

Forced Fumbles: 1, at Florida, 11/7/15

2016 Game-by-Game Stats

	GS	U-A-T	TFL	SACK	FF-FR	INT
SC		1-0-1	0-0	0-0	0-0	0-0
MT	*	0-1-1	0-0	0-0	0-0	0-0
@GT	*	2-0-2	0-0	0-0	0-0	0-0
@WKU	*	0-1-1	0-0	0-0	0-0	0-0
UF	*	0-1-1	0-0	0-0	0-0	0-0
@UK		1-0-1	0-0	0-0	0-0	0-0
@UGA		0-2-2	0-0	0-0	0-0	0-0
TSU	*	1-2-3	0.5-1	0.5-1	0-0	0-0
@AU		0-0-0	0-0	0-0	0-0	0-0
@MIZZ	*	0-1-1	0-0	0-0	0-0	0-0
MISS	*	2-0-2	0-0	0-0	0-0	0-0
UT	*	0-0-0	0-0	0-0	0-0	0-0
NCST						
TOTAL	8	7-8-15	0.5-1	0.5-1	0-0	0-0

2015 Game-by-Game Stats

	GS	U-A-T	TFL	SACK	FF-FR	INT
WKU		0-2-2	0-0	0-0	0-0	0-0
UGA		0-1-1	0-0	0-0	0-0	0-0
AP		0-1-1	0-0	0-0	0-0	0-0
@MISS		0-0-0	0-0	0-0	0-0	0-0
@MT		0-1-1	0-0	0-0	0-0	0-0
@SC		0-0-0	0-0	0-0	0-0	0-0
MIZZ		1-0-1	1.0-9	1.0-9	0-0	0-0
@HOU	*	2-1-3	1.0-2	0-0	0-0	0-0
@UF	*	2-1-3	0-0	0-0	1-0	0-0
UK	*	1-4-5	0-0	0-0	0-0	0-0
TAMU	*	2-1-3	0-0	0-0	0-0	0-0
@UT	*	4-0-4	1.0-1	0-0	0-0	0-0
TOTAL	5	12-12-24	3.0-12	1.0-9	1-0	0-0

2014 Game-by-Game Stats

	GS	U-A-T	TFL	SACK	FF-FR	INT
TEMP		--DNP--				
MISS		0-1-1	0-0	0-0	0-0	0-0
MASS		1-0-1	0-0	0-0	0-0	0-0
@UK		--DNP--				
UF		0-1-1	0-0	0-0	0-0	0-0
@MSU		1-0-1	0-0	0-0	0-0	0-0
TOTAL	0	2-2-4	0-0	0-0	0-0	0-0

Career Stats

	GP/GS	U-A-T	TFL	SACK	FF-FR	INT
2016	12/8	7-8-15	0.5-1	0.5-1	0-0	0-0
2015	12/5	12-12-24	3.0-12	1.0-9	1-0	0-0
2014	10/0	2-2-12	0-0	0-0	0-0	0-0
TOTAL	34/13	21-22-43	3.5-13	1.5-10	1-0	0-0

2 ARNOLD TARPLEY

2016: Tarpley made 11 appearances, including starts in the last six games, at safety during the regular season... He concluded the regular season with 21 solo tackles among 28 total stops, two tackles for loss, a forced fumble and a fumble recovery and two pass breakups... Tarpley posted a season-high six tackles in the Commodores' win at Georgia and had five stops, including 1.5 that resulted in losses, in the victory over Ole Miss... Tarpley's fumble recovery against Tennessee led to the game-deciding Vanderbilt touchdown.

2015: Tarpley participated in all 12 games and started seven games in secondary... Earned six starts in second half of season at nickel back and started in eventual win over Middle Tennessee strong safety vs. Middle Tennessee... Established numerous season-highs, including 36 total tackles, 24 solo tackles and five tackles for loss... Posted at least three tackles in 10-of-12 games... Set game-highs with five solo stops and eight total tackles at Ole Miss.

2014: Tarpley participated in 11 games, missing only the season finale vs. Tennessee... Contributed at safety and nickel back and saw action on special teams... Forced a team-high two fumbles during the year... Concluded with 14 solo tackles, 18 total tackles and a pair of tackles for loss... Forced fumbles came against Temple and Missouri.

Career Highs

Total Tackles: 8, at Ole Miss, 9/26/15

Solo Tackles: 5 (2x), at Ole Miss, 9/26/15

Sacks: 1 (2x), at Houston, 10/31/15

Interceptions: N/A

Pass Breakups: 1 (5x), at Auburn, 11/5/16

Forced Fumbles: 1 (3x), at Western Kentucky, 9/24/16

Fumble Recoveries: 1, vs Tennessee, 11/26/16

2016 Game-by-Game Stats

	GS	U-A-T	TFL	FF-FR	INT	PBs
SC		2-0-2	0-0	0-0	0-0	0
MT		3-0-3	0-0	0-0	0-0	0
@GT		--DNP--				
@WKU		2-0-2	0-0	1-0	0-0	0
@UK		0-1-1	0-0	0-0	0-0	0
@UGA	*	4-2-6	0-0	0-0	0-0	1
TSU	*	2-2-4	0.5-1	0-0	0-0	0
@AU	*	0-0-0	0-0	0-0	0-0	1
@MIZZ	*	3-1-4	0-0	0-0	0-0	0
MISS	*	4-1-5	1.5-10	0-0	0-0	0
UT	*	1-0-1	0-0	0-1	0-0	0
NCST						
TOTAL	6	21-7-28	2.0-11	1-1	0-0	2

2015 Game-by-Game Stats

	GS	U-A-T	TFL	FF-FR	INT	PBs
WKU		1-2-3	0-0	0-0	0-0	0
UGA		2-1-3	0-0	0-0	0-0	0
AP		2-1-3	1.0-11	0-0	0-0	0
@MISS		5-3-8	0-0	0-0	0-0	1
@MT	*	1-0-1	0-0	0-0	0-0	0
@SC	*	1-1-2	0-0	0-0	0-0	0
MIZZ	*	2-1-3	1.0-2	0-0	0-0	1
@HOU	*	3-0-3	1.0-11	0-0	0-0	0
@UF	*	1-0-1	0-0	0-0	0-0	0
UK	*	2-1-3	0-0	0-0	0-0	0
TAMU	*	1-2-3	0-0	0-0	0-0	1
@UT	*	3-0-3	2.0-3	0-0	0-0	0
TOTAL	7	24-12-36	5.0-27	0-0	0-0	3



2014 Game-by-Game Stats

	GS	U-A-T	TFL	FF-FR	INT	PBs
TEMP		1-2-3	0-0	1-0	0-0	0
SC		2-1-3	0-0	0-0	0-0	0
@UK		5-0-5	0-0	0-0	0-0	0
@UGA		3-0-3	0-0	0-0	0-0	0
CSU		1-1-2	1.0-6	0-0	0-0	0
@MIZZ		2-0-2	1.0-7	1-0	0-0	0
UT		--DNP--				
TOTAL	0	14-4-18	2.0-13	2-0	0-0	0

Career Stats

	GP/GS	U-A-T	TFL	FF-FR	INT	PBs
2016	12/6	21-7-28	2.0-11	1-1	0-0	2
2015	12/7	24-12-36	5.0-27	0-0	0-0	3
2014	11/0	14-4-18	2.0-13	2-0	0-0	0
TOTAL	33/13	59-23-82	9.0-51	3-1	0-0	5

4 DONAVEN TENNYSON

2016: The speedy Tennyson was one of six true freshmen to see action, playing in seven games... He carried the ball four times for 28 yards during the regular season... Longest rush was 13 yards against Tennessee State... He did not register a catch.

40 JA'KARRI THOMAS

2016: Thomas has enjoyed his finest season as a Commodore, posting career numbers in virtually every category... He played in all 12 regular season games and earned starts in six straight midseason games at inside linebacker after an injury to Nigel Bowden... Registered 53 total tackles, 28 solo stops and 3.5 tackles for loss – all career-highs... Thomas was productive as a starter, averaging eight tackles during the six-game stretch... Eclipsed previous single-game high with 11 tackles against Florida and 10 against Kentucky.

2015: Thomas played in 10 games as a special teams contributor and inside linebacker... Concluded the year with 14 total tackles, including seven solo stops... Posted a season-high of three solo tackles in finale at Tennessee... Also had five assisted stops in win over Austin Peay.

2014: Thomas played in 11-of-12 games as inside linebacker... First career start came in win over Charleston Southern... Ended the season with 22 total stops, including six solo stops, and a pass breakup... Had nine tackles vs. Charleston Southern... Also posted five stops vs. Old Dominion, four vs. Florida and three at Mississippi State.

2013: Thomas played in all 13 games, seeing action at linebacker and on special teams... Finished with 23 tackles, including nine solo stops and 2.5 tackles for loss... Posted four total tackles against UMass, UAB and Florida... Also registered a forced fumble vs. Missouri.

2012: Thomas spent time as a practice squad linebacker in his first year.

Career Highs

Total Tackles: 11, vs. Florida, 10/1/16

Solo Tackles: 10, at Kentucky, 10/8/16

Sacks: N/A

Interceptions: N/A

Forced Fumbles: 1, vs. Missouri, 10/5/13

Fumble Recoveries: N/A

2016 Game-by-Game Stats

	GS	U-A-T	TFL	SACK	FF-FR	INT
SC		0-0-0	0-0	0-0	0-0	0-0
MT		0-0-0	0-0	0-0	0-0	0-0
@GT		2-0-2	0-0	0-0	0-0	0-0
@WKU	*	3-6-9	0.5-1	0-0	0-0	0-0
UF	*	4-7-11	1.0-3	0-0	0-0	0-0
@UK	*	10-0-10	1.0-1	0-0	0-0	0-0
@UGA	*	2-6-8	1.0-0	0-0	0-0	0-0
TSU	*	2-2-4	0-0	0-0	0-0	0-0
@AU	*	3-3-6	0-0	0-0	0-0	0-0
@MIZZ		1-0-1	0-0	0-0	0-0	0-0
MISS		1-1-2	0-0	0-0	0-0	0-0
UT		0-0-0	0-0	0-0	0-0	0-0
NCST						
TOTAL	6	28-25-53	3.5-5	0-0	0-0	0-0

2015 Game-by-Game Stats

	GS	U-A-T	TFL	SACK	FF-FR	INT
UGA		1-1-2	0-0	0-0	0-0	0-0
AP		0-5-5	0-0	0-0	0-0	0-0
@MT		--DNP--				
@SC		--DNP--				
@HOU		1-0-1	0-0	0-0	0-0	0-0
@UF		2-0-2	0-0	0-0	0-0	0-0
TAMU		0-1-1	0-0	0-0	0-0	0-0
@UT		3-0-3	0-0	0-0	0-0	0-0
TOTAL	0	7-7-14	0-0	0-0	0-0	0-0

2014 Game-by-Game Stats

	GS	U-A-T	TFL	SACK	FF-FR	INT
MISS		--DNP--				
SC		1-0-1	0-0	0-0	0-0	0-0
CSU	*	2-7-9	0.5-1	0-0	0-0	0-0
ODU		2-3-5	0-0	0-0	0-0	0-0
UF		1-3-4	0-0	0-0	0-0	0-0
@MSU		0-3-3	0-0	0-0	0-0	0-0
TOTAL	1	6-16-22	0.5-1	0-0	0-0	0-0

2013 Game-by-Game Stats

	GS	U-A-T	TFL	SACK	FF-FR	INT
MISS		1-0-1	0-0	0-0	0-0	0-0
AP		0-2-2	0-0	0-0	0-0	0-0
@SC		1-1-2	0-0	0-0	0-0	0-0
@MASS		1-3-4	0.5-2	0-0	0-0	0-0
UAB		2-2-4	0-0	0-0	0-0	0-0
MIZZ		1-1-2	1.0-4	0-0	1-0	0-0
UGA		0-1-1	0-0	0-0	0-0	0-0
@TAMU		1-2-3	0-0	0-0	0-0	0-0
@UF		2-2-4	1.0-4	0-0	0-0	0-0
HOU		0-1-1	0-0	0-0	0-0	0-0
TOTAL	0	9-15-24	2.5-10	0-0	1-0	0-0

Career Stats

	GP/GS	U-A-T	TFL	SACK	FF-FR	INT
2016	12/6	28-25-53	3.5-5	0-0	0-0	0-0
2015	10/0	7-7-14	0-0	0-0	0-0	0-0
2014	11/1	6-16-22	0.5-1	0-0	0-0	0-0
2013	13/0	9-15-24	2.5-10	0-0	1-0	0-0
TOTAL	46/7	50-63-113	6.5-16	0-0	1-0	0-0

90 CAMERON TIDD

2016: Tidd has not played as a true freshman.

**95 RILEY TINDOL**

2016: Tindol saw limited action in two games as a third-year defensive lineman... He did not register a defensive stat while participating against South Carolina and Georgia Tech.

2015: Tindol did not see action as a defensive lineman, serving as a scout team member.

2014: Tindol did not see game action as a true freshman.

32 JAMAURI WAKEFIELD

2016: Wakefield has not played as a true freshman, playing on the Commodores' scout team.

2 DEUCE WALLACE

2016: Wallace has not played as a true freshman quarterback, serving as the scout team QB... Participated in spring drills after enrolling in January 2016.

7 RALPH WEBB

2016: Webb became Vanderbilt's all-time leading rusher with another outstanding season for the three-year starter... Ran his consecutive starts streak to 36 games with 12 starts during regular season... Broke Zac Stacy's career record of 3,143 yards in win over Tennessee... Concluded the regular season with 1,172 rushing yards, the second-highest, single-season total in team history behind only Stacy's 1,193-yard total from 2011... Also rushed for 12 touchdowns, third-most by a SEC player and the most by a Commodore since 2013... Also hauled in 19 receptions for 153 yards... Surpassed 100 rushing yards in six games, topped by a career-best, 211-yard effort in an early-season win over Middle Tennessee... Contributed three touchdowns, including the game-clincher in overtime at Western Kentucky... Had 100+ yards in four SEC games: Florida, Kentucky, Ole Miss and Tennessee... Rushed for 123 yards and three touchdowns to spark victory over Ole Miss, then closed the regular season with 114-yard, two-touchdown effort in win over Tennessee.

2015: Webb put together the finest season ever by a Commodore sophomore running back, breaking several team marks along the way... He started all 12 games, running his consecutive starts streak to 24 games... Concluded the year by setting a sophomore record with 1,152 rushing yards, the second highest total in team history... Rushing total was the sixth-highest in SEC... Established a single-season mark with 277 rush attempts... Concluded season ranked eighth on the team's career rushing charts... Averaged 106.7 rushing yards over last nine games and 111.6 rushing yards in last five SEC games... Had 155 rushing yards, including game-deciding, 39-yard TD, in win over Middle Tennessee... Had a career long 74-yard rush for team's one score in narrow loss at Florida... Had 149 rushing yards at Tennessee, the highest total by a Commodore back vs. Vols in four decades... Registered several receiving season highs – 22 catches, 188 yards, 2 TDs – as a receiving target out of the backfield, topped by seven-catch, 57-yard performance against Georgia.

2014: Webb enjoyed arguably the greatest season ever by a Vanderbilt freshman running back... Established new freshman team records with 907 rushing yards and 212 rush attempts... Broke Kwane Doster's 12-year freshman rushing mark against Florida... Garnered SEC All-Freshman recognition from media... Rushing total ranked seventh all-time among Commodore backs... Finished the year ranked ninth in the SEC in rushing yards and 10th with 76.0-yard per game average... Only one freshmen in conference - UGA's Nick Chubb (1,281 yards) - topped Webb's season total... Ranked second in SEC to Auburn's Cameron Artis-Payne in rush attempts... Broke Rodney Williams' 1998 SEC freshman single-game rushing record by gaining 166 yards on 31 carries in victory over Old Dominion... Rushed for 116 yards in win over UMass.

2013: Webb did not see game action during his first year on campus.

Career Highs

Carries: 33, vs. Kentucky, 11/14/15

Rushing Yards: 211, vs. Middle Tennessee, 9/10/16

Rush TDs: 3, (2x), vs. Ole Miss, 11/19/16

Longest Rush: 74, at Florida, 11/7/15

Receptions: 7, vs. Georgia, 9/12/15

Receiving Yards: 57, vs. Georgia, 9/12/15

2016 Game-by-Game Stats

	GS	ATT	YDS	AVG	TD	LNG	REC	YDS
SC	*	20	97	4.8	0	12	3	28
MT	*	29	211	7.3	2	49	1	-5
@GT	*	18	69	3.8	0	14	2	15
@WKU	*	27	95	3.5	3	38	2	4
UF	*	24	110	4.6	0	21	2	17
@UK	*	18	100	5.6	0	15	1	5
@UGA	*	19	48	2.5	1	9	2	44
TSU	*	9	125	13.9	0	49	1	15
@AU	*	13	46	3.5	0	14	2	3
@MIZZ	*	11	34	3.1	1	8	1	6
MISS	*	20	123	6.2	3	31	0	0
UT	*	21	114	5.4	2	28	2	21
NCST								
TOTAL	12	229	1172	5.1	12	49	19	153

2015 Game-by-Game Stats

	GS	ATT	YDS	AVG	TD	LNG	REC	YDS
WKU	*	18	70	3.9	0	19	3	27
UGA	*	25	68	2.7	0	12	7	57
AP	*	15	54	3.6	2	11	3	22
@MISS	*	25	90	3.6	0	43	2	11
@MT	*	25	155	6.2	1	39	2	21
@SC	*	16	58	3.6	0	21	2	23
MIZZ	*	26	99	3.8	1	46	1	11
@HOU	*	26	99	3.8	0	10	1	3
@UF	*	22	118	5.4	1	74	0	0
UK	*	33	113	3.4	0	16	3	13
TAMU	*	25	79	3.2	0	11	0	0
@UT	*	21	149	7.1	0	50	0	0
TOTAL	12	277	1152	4.2	5	74	24	188

2014 Game-by-Game Stats

	GS	ATT	YDS	AVG	TD	LNG	REC	YDS
TEMP	*	14	70	5.0	0	14	0	0
MISS	*	18	95	5.3	0	28	0	0
MASS	*	26	116	4.5	1	14	2	9
SC	*	19	97	5.1	0	20	1	4
@UK	*	13	44	3.4	0	14	1	3
@UGA	*	17	77	4.5	1	14	0	0
CSU	*	16	56	3.5	0	17	2	3
@MIZZ	*	16	34	2.1	0	10	1	5
ODU	*	31	166	5.4	1	27	1	3
UF	*	16	83	5.2	0	21	1	3
@MSU	*	11	14	1.3	0	6	1	3
UT	*	16	55	3.4	1	19	1	0
TOTAL	12	212	907	4.3	4	28	10	30

Career Stats

	GP/GS	ATT	YDS	AVG	TD	LNG	REC	YDS
2016	12/12	229	1172	5.1	12	49	19	153
2015	12/12	277	1152	4.2	5	74	24	188
2014	12/12	212	907	4.3	4	28	10	30
TOTAL	36/36	718	3234	4.5	21	74	53	371



14 RYAN WHITE

2016: White was named as a co-captain during the season... Played through injuries to start in 11 games at strong safety, missing the Ole Miss game...

Concluded the regular season with multiple career marks including 46 solo tackles, 70 total tackles, two forced fumbles and five pass breakups... Established new game-highs, posting 10 stops in win at Western Kentucky, before recording 12 tackles including 1.5 tackles for loss in the victory at Georgia... Ended the regular season with a 10-solo tackle effort in win over Tennessee... Had at least five tackles in eight games... Forced fumbles came against Kentucky and Tennessee State.

2015: Earned postseason co-captain (special teams) vote from teammates...

Played in every game, contributing as a safety and punt returner... Earned start at safety at South Carolina... Ended the year with 18 solo tackles, 26 total tackles, three tackles for loss, a forced fumble, a fumble recovery and one interception... Averaged 7.5 yards on 20 punt returns... Set a career-high with six solo tackles at South Carolina... Recovered a fumble at Middle Tennessee and intercepted a pass at Florida.

2014: Played in nine games as a safety and special teams contributor...

Earned the first start of his career at nickel back in the opener vs. Temple... Concluded the season with 34 total tackles, 19 solo stops, 3.5 tackles for loss, two pass breakups and a forced fumble... Made eight tackles and forced a fumble vs. South Carolina.

2013: White redshirted during first year on campus.

Career Highs

Total Tackles: 12, at Georgia, 10/15/16

Solo Tackles: 10, vs Tennessee, 11/26/16

Sacks: 0.5, vs. Temple, 8/28/14

Interceptions: 1, at Florida, 11/7/15

Pass Breakups: 2, at Kentucky, 10/8/16

Forced Fumbles: 1 (4x), vs. Tennessee State, 10/22/16

Fumble Recoveries: 1, at Middle Tennessee, 10/3/15

2014 Game-by-Game Stats

	GS	U-A-T	TFL	FF-FR	INT	PBs
TEMP	*	4-1-5	2.5-10	0-0	0-0	0
MISS		3-0-3	0-0	0-0	0-0	0
MASS		3-1-4	0-0	0-0	0-0	0
SC		3-5-8	1.0-4	1-0	0-0	0
@UK		3-3-6	0-0	0-0	0-0	1
@UGA		1-2-3	0-0	0-0	0-0	0
CSU		2-2-4	0-0	0-0	0-0	1
@MIZZ		--DNP--				
ODU		--DNP--				
UF		0-1-1	0-0	0-0	0-0	0
@MSU		0-0-0	0-0	0-0	0-0	0
UT		--DNP--				
TOTAL	1	19-15-34	3.5-14	1-0	0-0	2

Career Stats

	GP/GS	U-A-T	TFL	FF-FR	INT	PBs
2016	11/11	46-24-70	3.5-6	2-0	0-0	5
2015	12/1	18-8-26	3.0-10	1-1	1-0	1
2014	9/1	19-15-34	3.5-14	1-0	0-0	2
TOTAL	32/13	83-47-130	10.0-30	4-1	1-0	8

2016 Game-by-Game Stats

	GS	U-A-T	TFL	FF-FR	INT	PBs
SC	*	3-2-5	0-0	0-0	0-0	1
MT	*	4-6-10	0-0	0-0	0-0	0
@GT	*	3-0-3	1.0-3	0-0	0-0	0
@WKU	*	4-1-5	0-0	0-0	0-0	0
UF	*	1-3-4	0-0	0-0	0-0	1
@UK	*	5-4-9	0-0	1-0	0-0	2
@UGA	*	6-6-12	1.5-1	0-0	0-0	1
TSU	*	5-1-6	0-0	1-0	0-0	0
@AU	*	5-1-6	0-0	0-0	0-0	0
@MIZZ	*	0-0-0	0-0	0-0	0-0	0
MISS		--DNP--				
UT	*	10-0-10	1.0-2	0-0	0-0	0
NCST						
TOTAL	11	46-24-70	3.5-6	2-0	0-0	5

2015 Game-by-Game Stats

	GS	U-A-T	TFL	FF-FR	INT	PBs
WKU		0-2-2	0.5-2	0-0	0-0	0
UGA		0-0-0	0-0	0-0	0-0	0
AP		3-0-3	2.0-7	0-0	0-0	0
@MISS		2-1-3	0-0	0-0	0-0	0
@MT		2-2-4	0.5-1	0-1	0-0	0
@SC	*	6-1-7	0-0	1-0	0-0	1
MIZZ		1-0-1	0-0	0-0	0-0	0
@HOU		2-0-2	0-0	0-0	0-0	0
@UF		0-2-2	0-0	0-0	1-0	0
UK		0-0-0	0-0	0-0	0-0	0
TAMU		1-0-1	0-0	0-0	0-0	0
@UT		1-0-1	0-0	0-0	0-0	0
TOTAL	1	18-8-26	3.0-10	1-1	1-0	1

**13 LADARIUS WILEY**

2016: Wiley has enjoyed his finest season in his third year on campus, starting in seven games at safety and playing in all 12 games... Wiley became one of the Commodores' most productive defenders, wrapping up the regular season second to Zach Cunningham with 59 solo tackles and 75 total tackles... Wiley also contributed 2.5 tackles for loss, forced two fumbles, recovered two fumble and broke up three passes... Registered at least three tackles in every game, topped by a 10-tackle performance at Florida... Had a tackle for loss and seven stops in Vanderbilt's win at Georgia... Recorded seven solo tackles in the regular season finale against Tennessee... Contributed forced fumbles against Tennessee State and Auburn and recovered fumbles against Middle Tennessee and Missouri.

2015: Wiley participated in every game in his second year, contributing at cornerback, nickel back and on special teams... Concluded the season with eight total tackles, one tackle for loss and a fumble recovery... Made a then career-high three solo tackles at Florida... Registered first career fumble recovery in win over Missouri.

2014: Wiley saw limited action during early-season games but missed much of the season with an injury... Played limited snaps in secondary against Ole Miss prior to being sidelined... Wiley did not register any defensive statistics.

Career Highs

Total Tackles: 10, vs. Florida, 10/1/16

Solo Tackles: 7, vs Tennessee, 11/26/16

Sacks: 1, at Georgia, 10/15/16

Interceptions: N/A

Pass Breakups: 1 (3x), at Missouri, 11/12/16

Forced Fumbles: 1 (2x), at Auburn, 11/5/16

Fumble Recoveries: 1 (3x), at Missouri, 11/12/16

2016 Game-by-Game Stats

	GS	U-A-T	TFL	FF-FR	INT	PBs
SC	*	3-1-4	0-0	0-0	0-0	0
MT	*	1-3-4	0-0	0-1	0-0	1
@GT	*	5-3-8	0-0	0-0	0-0	0
@WKU	*	3-4-7	0-0	0-0	0-0	0
UF	*	4-6-10	0-0	0-0	0-0	0
@UK	*	5-3-8	0.5-2	0-0	0-0	0
@UGA		4-3-7	1.0-11	0-0	0-0	0
TSU		3-0-3	0-0	1-0	0-0	1
@AU		5-2-7	0-0	1-0	0-0	0
@MIZZ		6-0-6	0-0	0-1	0-0	1
MISS	*	3-1-4	0-0	0-0	0-0	0
UT		7-0-7	1.0-3	0-0	0-0	0
NCST						
TOTAL	7	49-26-75	2.5-16	2-2	0-0	3

2015 Game-by-Game Stats

	GS	U-A-T	TFL	FF-FR	INT	PBs
WKU		0-0-0	0-0	0-0	0-0	0
UGA		0-0-0	0-0	0-0	0-0	0
AP		0-1-1	0-0	0-0	0-0	0
@MISS		0-0-0	0-0	0-0	0-0	0
@MT		0-0-0	0-0	0-0	0-0	0
@SC		1-0-1	0-0	0-0	0-0	0
MIZZ		0-0-0	0-0	0-1	0-0	0
@HOU		0-1-1	0-0	0-0	0-0	0
@UF		3-0-3	0-0	0-0	0-0	0
UK		1-1-2	1.0-1	0-0	0-0	0
TAMU		0-0-0	0-0	0-0	0-0	0
@UT		0-0-0	0-0	0-0	0-0	0
TOTAL	0	5-3-8	1.0-1	0-1	0-0	0

Career Stats

	GP/GS	U-A-T	TFL	FF-FR	INT	PBs
2016	12/7	49-26-75	2.5-16	2-2	0-0	3
2015	12/0	5-3-8	1.0-1	0-1	0-0	0
2014	1/0	0-0-0	0-0	0-0	0-0	0
TOTAL	25/7	54-29-83	3.5-17	2-3	0-0	3

8 JOEJUAN WILLIAMS

2016: One of six true freshmen to see action during the regular season, Williams played in all 12 games... Earned his way into the rotation at cornerback late in the season, splitting time with Tre Herndon and Torren McGaster... Concluded the year with nine solo tackles among 12 total stops and a pass breakup... Registered a pair of solo tackles in home wins over Ole Miss and Tennessee.

46 REESE WILSON

2016: Wilson enjoyed his initial collegiate action as a first-year wide receiver, seeing playing time in the victory over Tennessee State... Did not register a reception in limited action.

51 DAVIS WINKIE

2016: Winkie has not seen action as a reserve snapper.

2015: Winkie did not see action during his second year on campus... He worked as a reserve snapper during the regular season.

2014: Winkie did not see action as a true freshman... Worked as snapper during his first fall on campus.

11 JACKSON WINROW

2016: Winrow has not seen game action as a freshman, working as a wide receiver on the scout team.

85 DEANDRE WOODS

2016: Woods' production as a fourth-year contributor was limited by injuries during the regular season... Woods only saw action at Auburn and did not register a catch while playing tight end.

2015: Woods was enjoying his finest year in a Commodore uniform when an early-season injury derailed his season... Played in the first three games, developing into a key receiving tight end... Averaged 18.4 yards on seven catches... Set personal bests with three receptions and 57 yards vs. Georgia... His 43-yard catch vs. Austin Peay is the longest of career.

2014: Woods saw action as a reserve receiver in four games but did not register a reception.

2013: Woods did not see game action as a true freshman receiver.

Career Highs

Receptions: 3, vs. Georgia, 9/12/15

Receiving Yards: 57, vs. Georgia, 9/12/15

Rec. TDs: N/A

Longest Catch: 43, vs. Austin Peay, 9/17/15

2015 Game-by-Game Stats

	GS	REC	YDS	AVG	TD	LNG
WKU		2	20	10.0	0	11
UGA		3	57	19.0	0	24
AP		2	52	26.0	0	43
@MISS		--DNP--				
@MT		--DNP--				
@SC		--DNP--				
MIZZ		--DNP--				
@HOU		--DNP--				
@UF		--DNP--				
UK		--DNP--				
TAMU		--DNP--				
@UT		--DNP--				
TOTAL	0	7	129	18.4	0	43

Career Stats

	GP/GS	REC	YDS	AVG	TD	LNG
2016	1/0	0	0	0.0	0	0
2015	3/0	7	129	18.4	0	43
2014	3/0	0	0	0.0	0	0
TOTAL	7/0	7	129	18.4	0	43



74 JAY WOODS

2016: Despite suffering a leg injury in spring drills, Woods returned to contribute on the defensive front participating in all 12 games... He was part of a defensive tackle rotation that included Nifae Lealao and Adam Butler... Woods finished the regular season with six total tackles... In his best effort of the season, Woods had two tackles in an impressive late-season win over Ole Miss.

2015: Woods was a key performer in the interior defensive line, playing in all 12 games and earning five starts at nose tackle... Rotated at interior tackle post with Nifae Lealao through the season... Ended the year with 24 total tackles, 12 solo stops, a sack, two tackles for loss, two forced fumbles and a fumble recovery... Had a stellar early-season game against Georgia, producing six tackles, a sack and forced a fumble... Set a game-high with five solo tackles against South Carolina... Registered a forced fumble at Florida... Contributed key fumble recovery that led to touchdown in win over Kentucky.

2014: Woods became a key contributor in the interior defensive front as a first-year player in team's new 3-4 scheme... Participated in all 12 games, earning five starting assignments at defensive end... Starts came in opener against Temple and later in season vs. South Carolina, Kentucky, Georgia and Charleston Southern... Ended with 12 solo tackles, 31 total stops and 1.5 tackles for loss... Season-high of five tackles came at Georgia... Posted four tackles against Ole Miss, South Carolina and Florida.

2013: Woods redshirted as a true freshman defensive lineman.

Career Highs

Total Tackles: 6, vs. Georgia, 9/12/15

Solo Tackles: 5, vs. South Carolina, 10/17/15

Sacks: 1, vs. Georgia, 9/12/15

Tackles for Loss: 1 (2x), vs. Georgia, 9/12/15

Forced Fumbles: 1 (2x), at Florida, 11/7/15

Fumble Recoveries: 1, vs. Kentucky, 11/14/15

2016 Game-by-Game Stats

	GS	U-A-T	TFL	SACK	FF-FR	INT
SC	*	0-0-0	0-0	0-0	0-0	0-0
MT		0-2-2	0-0	0-0	0-0	0-0
@GT		0-1-1	0-0	0-0	0-0	0-0
@WKU		--DNP--				
TSU		1-0-1	0-0	0-0	0-0	0-0
MISS		1-1-2	0.5-4	0.5-4	0-0	0-0
NCST						
TOTAL	1	2-4-6	0.5-4	0.5-4	0-0	0-0

2015 Game-by-Game Stats

	GS	U-A-T	TFL	SACK	FF-FR	INT
WKU	*	0-1-1	0-0	0-0	0-0	0-0
UGA	*	1-5-6	1.0-5	1.0-5	1-0	0-0
AP	*	0-1-1	0-0	0-0	0-0	0-0
@MISS	*	0-0-0	0-0	0-0	0-0	0-0
@MT		1-0-1	0-0	0-0	0-0	0-0
@SC		5-0-5	0-0	0-0	0-0	0-0
MIZZ		0-1-1	0.5-0	0-0	0-0	0-0
@HOU	*	1-3-4	0.5-1	0-0	0-0	0-0
@UF		1-0-1	0-0	0-0	1-0	0-0
UK		0-0-0	0-0	0-0	0-1	0-0
TAMU		0-1-1	0-0	0-0	0-0	0-0
@UT		3-0-3	0-0	0-0	0-0	0-0
TOTAL	5	12-12-24	2.0-6	1.0-5	2-1	0-0

2014 Game-by-Game Stats

	GS	U-A-T	TFL	SACK	FF-FR	INT
TEMP	*	2-2-4	0-0	0-0	0-0	0-0
MISS		1-3-4	0-0	0-0	0-0	0-0
MASS		1-1-2	0-0	0-0	0-0	0-0
SC	*	1-3-4	0-0	0-0	0-0	0-0
@UK	*	0-2-2	0-0	0-0	0-0	0-0
@UGA	*	2-3-5	0-0	0-0	0-0	0-0
CSU	*	2-0-2	1.0-7	0-0	0-0	0-0
UF		2-2-4	0-0	0-0	0-0	0-0
@MSU		0-3-3	0.5-1	0-0	0-0	0-0
UT		1-0-1	0-0	0-0	0-0	0-0
TOTAL	5	12-19-31	1.5-8	0-0	0-0	0-0

Career Stats

	GP/GS	U-A-T	TFL	SACK	FF-FR	INT
2016	11/1	2-4-6	0.5-4	0.5-4	0-0	0-0
2015	12/5	12-12-24	2.0-6	1.0-5	2-1	0-0
2014	12/5	12-19-31	1.5-8	0-0	0-0	0-0
TOTAL	34/11	26-35-61	4.0-18	1.5-9	2-1	0-0

11 CHARLES WRIGHT

2016: Wright has enjoyed his biggest role as a Commodore this season, contributing in 11 games at outside linebacker... He finished the year with 11 total tackles, including seven solo stops, 3.5 tackles for loss, two quarterback hurries, a forced fumble and a fumble recovery... He produced multiple tackles against three SEC opponents: Florida, Georgia and Ole Miss... Wright's forced fumble came in the win over Tennessee... He recovered a fumble in the season-opener against South Carolina.

2015: Wright saw action in every game as a redshirt freshman outside linebacker and special teams contributor... Posted three tackles, including a sack, in victory over Austin Peay.

2014: Wright redshirted as a true freshman defensive end.

**49 JONATHAN WYNN**

2016: Wynn has enjoyed his finest year as a Commodore, playing in 11 of 12 games at defensive end and earned eight starts... Finished the regular season by setting career-highs with 17 solo stops and 24 total tackles... Concluded regular season with a season-best five total tackles in win over Tennessee... Also contributed a key sack in late-season victory over Ole Miss... Registered at least three tackles against Western Kentucky, Georgia, Tennessee State and Auburn.

2015: Wynn played in every game for the Commodores, seeing action at defensive end after moving from outside linebacker in spring drills... Earned starting assignments against Georgia, South Carolina, Missouri and Florida... Rotated much of the year with DE Caleb Azubike... Finished with single-season highs of eight solo tackles, 21 total tackles and three tackles for loss... Produced a sack in opener vs. Western Kentucky... Season-high of four tackles came at Florida.

2014: As a first-year defensive contributor, Wynn played in all 12 games seeing action as an outside linebacker and special teams player... Finished the year with 13 total tackles, one sack and 1.5 tackles for loss... Earned early-season starts vs. UMass and South Carolina... Set several career-highs with six total tackles, three solo tackles and one sack in win over UMass.

2013: Wynn redshirted as a true freshman defensive end.

2014 Game-by-Game Stats

	GS	U-A-T	TFL	SACK	FF-FR	INT
TEMP		1-1-2	0-0	0-0	0-0	0-0
MISS		0-1-1	0-0	0-0	0-0	0-0
MASS	*	3-3-6	1.0-8	1.0-8	0-0	0-0
SC	*	0-1-1	0-0	0-0	0-0	0-0
@UK		--DNP--				
@UGA		0-0-0	0-0	0-0	0-0	0-0
CSU		1-0-1	0-0	0-0	0-0	0-0
@MIZZ		0-0-0	0-0	0-0	0-0	0-0
ODU		0-0-0	0-0	0-0	0-0	0-0
UF		0-0-0	0-0	0-0	0-0	0-0
@MSU		0-1-1	0-0	0-0	0-0	0-0
UT		0-1-1	0.5-2	0-0	0-0	0-0
TOTAL	2	5-8-13	1.5-10	1.0-8	0-0	0-0

Career Stats

	GP/GS	U-A-T	TFL	SACK	FF-FR	INT
2016	11/8	17-7-24	2.0-2	1.0-1	0-0	0-0
2015	12/4	8-13-21	3.0-13	1.0-7	0-0	0-0
2014	11/2	5-8-13	1.5-10	1.0-8	0-0	0-0
TOTAL	33/14	30-28-58	6.5-25	3.0-16	0-0	0-0

Career Highs

Total Tackles: 6, vs. UMass, 9/13/14

Solo Tackles: 4, vs. Tennessee, 11/26/16

Sacks: 1.0 (3x), vs. Ole Miss, 11/19/16

Tackles for Loss: 1.0 (5x), vs. Ole Miss, 11/19/16

Forced Fumbles: N/A

Fumble Recoveries: N/A

2016 Game-by-Game Stats

	GS	U-A-T	TFL	SACK	FF-FR	INT
SC	*	1-0-1	1.0-1	0-0	0-0	0-0
MT		0-0-0	0-0	0-0	0-0	0-0
@GT	*	1-0-1	0-0	0-0	0-0	0-0
@WKU	*	2-1-3	0-0	0-0	0-0	0-0
UF		0-1-1	0-0	0-0	0-0	0-0
@UK	*	2-0-2	0-0	0-0	0-0	0-0
@UGA	*	1-2-3	0-0	0-0	0-0	0-0
TSU	*	1-2-3	0-0	0-0	0-0	0-0
@AU	*	4-0-4	0-0	0-0	0-0	0-0
@MIZZ		--DNP--				
MISS		1-0-1	1.0-1	1.0-1	0-0	0-0
UT	*	4-1-5	0-0	0-0	0-0	0-0
NCST						
TOTAL	8	17-7-24	2.0-2	1.0-1	0-0	0-0

2015 Game-by-Game Stats

	GS	U-A-T	TFL	SACK	FF-FR	INT
WKU		1-1-2	1.0-7	1.0-7	0-0	0-0
UGA	*	0-3-3	0-0	0-0	0-0	0-0
AP		0-1-1	0-0	0-0	0-0	0-0
@MISS		0-0-0	0-0	0-0	0-0	0-0
@MT		2-0-2	1.0-3	0-0	0-0	0-0
@SC	*	0-0-0	0-0	0-0	0-0	0-0
MIZZ	*	0-1-1	0-0	0-0	0-0	0-0
@HOU		1-2-3	0-0	0-0	0-0	0-0
@UF	*	1-3-4	0-0	0-0	0-0	0-0
UK		1-1-2	0-0	0-0	0-0	0-0
TAMU		0-1-1	0-0	0-0	0-0	0-0
@UT		2-0-2	1.0-3	0-0	0-0	0-0
TOTAL	4	8-13-21	3.0-13	1.0-7	0-0	0-0



OL | WILL HOLDEN
2nd TEAM

LB | ZACH CUNNINGHAM
1st TEAM

RB | RALPH WEBB
2nd TEAM

ALL-



OFFENSIVE IMPROVEMENTS

- *Scored 100 more points than last year*
- *Doubled red zone scores*
- *Gained more yards – rushing, passing, total*
- *Committed fewest turnovers in SEC*
- *Outscored SEC opponents*



STEADY DEFENSE

- *Top 30 scoring defense nationally*
- *Forced more turnovers than last year*



BETTER SPECIAL TEAMS

- *Top 15 nationally in kick returns*
- *Made more field goals than last year*



TEAM FIRST

- *More wins for the 2nd straight season under Mason*
- *Wins over Georgia, Ole Miss and Tennessee*