

# QUICK FACTS



## 2009-10 VANDERBILT BASKETBALL QUICK FACTS

### Quick Facts

Location .....	Nashville, Tenn.
Founded .....	1873
Conference .....	Southeastern (East)
Enrollment .....	6,378
Nickname .....	Commodores
Colors .....	Black and Gold
Home Arena .....	Memorial Gymnasium (14,316)
Chancellor .....	Nicholas Zeppos
Vice Chancellor .....	David Williams II
Faculty Rep. ....	Lucious Outlaw

### Basketball Staff

Head Coach .....	Kevin Stallings
Record Overall .....	312-191 (16)
Record at Vanderbilt .....	189-128 (8)
Assistant Coaches .....	Dan Muller, King Rice, Tom Richardson
Director of Operations .....	Brad Frederick
Athletic Trainer .....	Shannon Gordon
Strength & Conditioning Coach .....	Mark Davis
Academic Counselor .....	Neal Clark
Administrative Assistant .....	Meredith Schakel
Office Phone .....	(615) 322-6530

### Athletic Communications

Men's Basketball SID .....	Andy Boggs
Media Relations Address .....	2601 Jess Neely Dr. Nashville, TN 37212
Office Phone .....	(615) 322-4121
Office Fax .....	(615) 343-7064
E-Mail .....	Andy.Boggs@Vanderbilt.edu
Memorial Gym Press Row .....	(615) 320-0436
Internet Site .....	www.VUCommodores.com

### History

Overall record .....	1,423-1,015
NCAA Tournament Appearances .....	10
Tournament Record .....	9-11 (.454)
Total Tournament Games .....	20
Last Appearance .....	2008; Lost to Siena in the First Round of Midwest Regional
Best Finishes at NCAA's .....	Elite 8 (1965: field of 23) Sweet 16 (1988, 1993: field of 64; 2004, 2007: field of 65)
NIT Appearances .....	11 (1983, 1987, 1990, 1992, 1994 1996, 1998, 2000, 2002, 2005, 2006)
Tournament Record .....	18-10 (.643)
Total Tournament Games .....	28
Last Appearance .....	2006; Lost at Notre Dame in First Round
Best Finishes at NIT .....	Champion (1990); Runner-Up (1994)

### Team Information

2008-09 Record .....	19-12
SEC Record/Finish .....	8-8/5th East
Home Record .....	14-3
Away Record .....	3-7
Neutral Record .....	3-1
Postseason .....	NA
Final AP Ranking .....	NA
Starters Returning/Lost .....	5/0
Letterwinners Returning/Lost .....	15/0
Newcomers .....	1

### Returning Players (2008-09 averages)

Name	P	Ht	Wt	CL	Pts	Rebs	Asst/Bl
A.J. Ogilvy	C	6'11	250	Jr.	15.4	7.1	1.7b
Jermaine Beal	G	6'3	205	Sr.	12.5	3.5	2.0a
Jeffery Taylor	F	6'7	210	So.	12.2	6.2	1.7a
Brad Tinsley	G	6'3	210	So.	11.0	2.5	2.8a
George Drake	G	6'4	215	Sr.	5.4	2.7	1.2a
Lance Goulbourne	F	6'8	225	So.	5.1	3.3	0.5b
Andre Walker*	F	6'7	220	So.	4.7	4.7	1.3a
Festus Ezeli	C	6'11	255	So.	3.8	2.6	0.8b
Steve Tchiengang	F	6'9	240	So.	3.6	3.2	0.5a
Darshawn McClellan	F	6'7	240	Jr.	2.1	3.0	1.1a
Charles Hinkle	F	6'6	195	So.	2.0	0.9	0.4a
Joe Duffy	F	6'8	225	Jr.	1.0	1.2	0.4a
Chris Meriweather	G	6'0	170	Sr.	0.4	0.0	0.0a
Elliott Cole	G	5'11	180	Jr.	0.3	0.1	0.0a
Aaron Noll	F	6'7	220	So.	0.7	0.3	0.0a

\*Played only three games of 2008-09 season

### Newcomers

	Ht	Wt	Hometown	Previous School
John Jenkins	6'4	215	Gallatin, Tenn.	Station Camp HS

Led all high scorers in 2008-09 with 42.3 points per game.

COMMODORES®



# SEASON OUTLOOK



Senior Jermaine Beal

## Talent, Experience Returns For Commodores In 2009-10

All has been quiet on the Vanderbilt men's basketball front since the team was eliminated from the SEC Tournament in mid-March and missed postseason play for the first time since 2003. However, many supporters and fans of the team hope that the 2009 offseason is the calm before a successful storm in 2009-10.

A few reasons behind the calm – Vanderbilt returns all 12 scholarship players and all 15 lettermen to the fold from a 19-12 team a year ago. Add in the stability of Vanderbilt head coach Kevin Stallings, who is in his 11th year with the Commodores, and you have a group of players and coaches who are fairly familiar with each other, a rarity in college basketball in these times. Stallings and his staff trust that familiarity will breed success this upcoming season.

Leading the way in 2009-10 for Vanderbilt will be senior point guard Jermaine Beal, the SEC leader in assist-to-turnover ratio for the last two seasons, and junior center A.J. Ogilvy, who was named to the All-SEC second team for the second consecutive season. Also back are a group of sophomores who received considerable playing time as true freshmen – wing Jeffery Taylor, who was an All-SEC selection, guard Brad Tinsley, who tied a Vanderbilt freshman single-season record for threes made with 69, power forward Steve Tchiengang, who started in 16 games last season, and wing Lance Goulbourne, who showed flashes of productivity as a three-point shooter and an explosive slasher to the hoop last season.

The only addition to the team is 6'4 freshman guard John Jenkins, who enters the Vanderbilt program as the leading scorer in high school in the 2008-09 campaign, when he averaged 42.3 points per game. Many who cover the college basketball recruiting circuits claim he was the best pure shooter in the 2009 class.

### BackCourt

**Jermaine Beal** had a very productive season as a junior, starting in every game and placing fourth in the SEC in minutes played. The 6'3 DeSoto, Texas, native once again saw his shooting improve as he pushed his points per game average to 12.5 points per game, second on the team, and made over 40% of his three-point attempts (58-144, 40.3%). He also finished atop the SEC rankings in the assist-to-turnover ratio for the second straight season with a 2.02 mark. In the last two seasons, Beal has 257 assists to only 100 turnovers, a gaudy ratio of 2.57. He will once again lead a very versatile, talented Vanderbilt squad.

Sophomore **Brad Tinsley** shored up the two-guard spot for the Commodores in 2008-09 as a freshman, starting in 28 games and playing in all 31. The Oregon City, Ore., product averaged double figures at 11.0 points per game and shot a team best 41.1% from beyond-the-arc. He also made 69 threes last season, which tied Shan Foster's freshman single-season record for made three-pointers he set in 2005. The 6'3 Tinsley, who was a point guard in high school, spelled Beal at the point a year ago and will probably be asked to do the same as a sophomore.

Pushing Tinsley at the two-guard spot is redshirt senior **George Drake** and true freshman **John Jenkins**.

Drake played in 30 games last season, started four, and averaged 5.4 points per game. A high energy player and one of the team's best defenders, Drake created a spark off of the Commodore bench in 2008-09. Drake graduated in May with a degree in Sociology, and will work toward a graduate degree this season.

Jenkins enters the Vanderbilt camp as the highest rated player to ever sign with the Commodores. The 6'4 guard, from nearby Gallatin, Tenn., was a two-time TSSAA Class AA Mr. Basketball selection, and was the Gatorade Tennessee High School Player of the Year in 2008-09. Jenkins' scoring average of 42.3 points per

# SEASON OUTLOOK



COMMODORES®

game was second on the state's all-time single-season list behind Ronnie Schmitz, who averaged 44.2 points at Ridgeway High School in 1988-89. He shot over 60 percent from the field and nearly 50 percent from 3-point land in his senior season.

Other guards on the VU roster are both walk-ons: Junior **Elliott Cole** and senior **Chris Meriweather**.

## Wings

The three position was held down by **Jeffery Taylor** in 2008-09 and he is the favorite there this season, albeit not without some intense competition. Taylor was third on the team in scoring (12.5 points) and second in rebounding (6.2) in being named to the All-SEC Freshmen team. In fact, Taylor and Brad Tinsley became the first freshman duo to average double figures since 1977, when Charles Davis (15.3) and Greg Fuller (10.8) accomplished the feat.

**Lance Goulbourne's** career got off to a great start when he scored 11 points in the season-opener against Morehead State, but missed the next eight games because of illness. The Brooklyn, N.Y., native rebounded with a steady season, which was culminated in a 17-point performance in a 77-64 win over Kentucky at Memorial Gym on February 17. Goulbourne averaged 5.1 points and 3.3 rebounds in his inaugural season with the Commodores.

Also returning is redshirt sophomore **Andre Walker**, who returns after tearing an ACL in his right knee in the MTSU game on November 24, 2008. Walker, who started the first game of his career against the Blue Raiders that night, was beginning to find his niche before the season-ending knee injury. The 6'7" Walker, a very versatile player on offense and defense, can play up to four different positions and guard that many on the defensive end. His return will be a great boost to the Commodores this season.

Redshirt sophomore **Charles Hinkle** played in 25 games in his first season on the court with Vanderbilt a year ago, and filled in nicely with stellar defensive play and a sweet stroke from three-point land. Hinkle guarded a variety of different positions last season, and his versatility could help the Commodores this year and in the future. Hinkle averaged 2.0 points and 0.9 rebounds per game in 2008-09.

Sophomore walk-on **Aaron Noll** also returns for Vanderbilt.

## Forwards

Sophomore **Steve Tchiengang** started 16 games at the power forward spot last season, and averaged 3.6 points and 3.2 rebounds per game in 25 games played. The Douala, Cameroon, native missed the first six games of the year due to an NCAA-mandated suspension, but rebounded with a solid season. Tchiengang, at 6'9", 240 pounds, is a big body that can step outside and shoot the three on the offensive end.

Backing up Tchiengang is 6'9" junior **Darshawn McClellan**, who has played in all 65 games in his two-year career with the Commodores. Last season, McClellan started in 10 games and averaged 2.1 points and 3.0 rebounds, and scored a season-high 10 points at Massachusetts on January 3.

Junior **Joe Duffy** saw action in 19 games and averaged 1.0 points and 1.2 rebounds per game. The 6'8" forward from Charlotte, N.C., scored a season-high four points on three separate occasions last season.

## Centers

Junior **A.J. Ogilvy** returns after being named to the All-SEC second team by the league's coaches in 2008-09, when he averaged 15.4 points and 7.1 rebounds per game, both team bests. The 6'11" Australian big man became the first sophomore in the history of Vanderbilt basketball to eclipse the 1,000-point barrier, and has 1,026 points heading into his junior season. Ogilvy has scored in double-figures in 57 out of 63 games in his two-year career at Vanderbilt and has 17 career 20+-point outings and eight double-doubles in his career. Ogilvy, beset by a number of double teams, illnesses, and injuries as a sophomore, hopes to see more good looks at the basket as a junior with better health and more experienced teammates on the perimeter.

Backing up Ogilvy is 6'11" redshirt sophomore **Festus Ezeli**, who provided solid minutes for Vanderbilt last year in his first complete season of organized basketball. Ezeli, who did not play high school basketball and played only one summer of AAU ball before his arrival on the Nashville campus last season, learned quickly on the offensive end and was a defensive presence in the middle of the lane. He and Ogilvy tallied 70 blocked shots between the two of them, and pushed the Commodores to 137 blocks as a team, a new team single-season record. Ezeli played in 29 games last season, started six, and averaged 3.8 points and 2.6 rebounds per game.







VANDERBILT PLAYERS



VANDERBILT PLAYERS



# ROSTER INFORMATION



## NUMERICAL ROSTER

No.	Name	Pos.	Ht.	Wt.	Cl.-Yr.	Hometown (Previous School/High School)
0	Jermaine Beal	G	6-3	205	Sr.-4th	DeSoto, Texas (DeSoto)
1	Brad Tinsley	G	6-3	210	So.-2nd	Oregon City, Ore. (Oregon City)
2	Charles Hinkle	G/F	6-6	195	R-So.-3rd	Los Alamitos, Calif. (Hebron Acad. (Maine)/Los Alamitos)
3	Festus Ezeli	C	6-11	255	R-So.-3rd	Benin City, Nigeria (Igbinedion Education Center/Jesuit (Calif.))
4	A.J. Ogilvy	C	6-11	250	Jr.-3rd	Sydney, Australia (Australian Institute of Sport)
5	Lance Goulbourne	G/F	6-8	225	So.-2nd	Brooklyn, N.Y. (The Hun School (N.J.))
10	Chris Meriweather	G	6-0	180	Sr. - 2nd	Nashville, Tenn. (Father Ryan)
12	Jordan Smart	G/F	6-6	180	R-Fr.-2nd	Lexington, Ky. (Lexington Catholic)
14	Aaron Noll	F	6-7	220	So. - 2nd	Fort Mitchell, Ky. (Covington Catholic)
15	Elliott Cole	G	5-11	180	Jr.-3rd	Memphis, Tenn. (Memphis U. School)
21	Darshawn McClellan	F	6-7	240	Jr.-3rd	Fresno, Calif. (Edison)
23	John Jenkins	G	6-4	215	Fr.-1st	Gallatin, Tenn. (Station Camp)
24	Andre Walker	F	6-7	220	R-So.-2nd	Flossmoor, Ill. (Brewster Acad. (N.H.)/Homewood-Flossmoor)
33	Steve Tchiengang	F	6-9	240	So.-2nd	Douala, Cameroon (Montverde Acad. (Fla.)/Cypress Comm. Christian (Texas))
34	George Drake	G	6-4	215	R-Sr.-5th	Calera, Ala. (Calera)
44	Jeffery Taylor	G/F	6-7	210	So.-2nd	Norrkoping, Sweden (Hobbs (N.M.))
50	Joe Duffy	F	6-8	225	Jr.-3rd	Charlotte, N.C. (Phillips Exeter Acad. (N.H.)/Charlotte Catholic)

## COACHING & SUPPORT STAFF

**Head Coach:** Kevin Stallings (Purdue, 1982)

**Coaching Staff:** Brad Frederick (North Carolina 1999), Dan Muller (Illinois State, 1998),  
King Rice (North Carolina, 1992), Tom Richardson (St. Xavier [Ill.], 1977)

**Athletic Trainer:** Shannon Gordon (Indiana State, 1992)

**Strength & Conditioning Coach:** Mark Davis (Wittenberg, 1988)



## ROSTER BREAKDOWN

### By Class (Eligibility)

**Seniors (3):** Beal, Drake, Meriweather

**Juniors (4):** Cole, Duffy, McClellan, Ogilvy

**Sophomores (8):** Ezeli, Goulbourne, Hinkle, Noll, Taylor, Tchiengang, Tinsley, Walker

**Freshmen (2):** Jenkins, Smart

### By Position

**Guards (5):** Beal, Cole, Drake, Jenkins, Tinsley

**Guard/Forwards (5):** Goulbourne, Hinkle, Smart, Taylor, Walker

**Forwards (3):** Duffy, McClellan, Tchiengang,

**Centers (2):** Ezeli, Ogilvy

### By State/Country

**Alabama (1):** Drake

**California (2):** Hinkle, McClellan

**Illinois (1):** Walker

**Kentucky (1):** Smart

**New York (1):** Goulbourne

**North Carolina (1):** Duffy

**Oregon (1):** Tinsley

**Tennessee (2):** Cole, Jenkins

**Texas (1):** Beal

**Australia (1):** Ogilvy

**Cameroon (1):** Tchiengang

**Nigeria (1):** Ezeli

**Sweden (1):** Taylor

### Pronunciation

**Ezeli:** EE-ZEE-lee


**Ogilvy:** O-gill-VEE

**Tchiengang:** CHEEN-Gang

**Goulbourne:** GOAL-Burn



# JERMAINE BEAL




0

Guard  
6-3 • 205  
Senior-4th  
DeSoto, Texas  
DeSoto

## CAREER HIGHS

**Points:** 27,  
vs. S. Carolina (2/28/09)  
**FG Made:** 7,  
6x, last at LSU (3/4/09)  
**FG Attempted:** 14,  
vs. S. Carolina (2/28/09)  
**3-Pt FG Made:** 7,  
at Auburn (1/31/09)  
**3-Pt FG Att:** 9  
vs. S. Carolina (2/28/09)  
**FT Made:** 10,  
vs. Kentucky (2/17/09)  
**FT Att:** 10,  
vs. Kentucky (2/17/09)  
**Rebounds:** 7,  
vs. S. Carolina (2/28/09)  
**Assists:** 9,  
2x, last vs. LSU (1/19/08)  
**Blocks:** 1,  
4x, last Georgia (1/14/09)  
**Steals:** 4,  
vs. Saint Francis (12/31/08)  
**Minutes:** 42,  
vs. South Alabama (11/29/07)



VANDERBILT®





# JERMAINE BEAL



## General Summary:

Long, physical guard with court savvy and ability to distribute the basketball... Set a new Commodore record for assists by a sophomore in 2007-08 with 158, and increased his scoring average to 12.5 points per game in his junior season. Drastically improved his three-point shooting in 2008-09 and made 40.3% of his shots from beyond the arc (58-144).

## 2008-09 (Junior):

Started in all 31 games in his junior season...averaged 12.5 points, 3.5 rebounds, and 3.2 assists per game...shot 40.3% from three, 90 percentage points better than his sophomore season 3-point field goal percentage (.313)... Ended the season ranked in the SEC in six different categories – scoring (21st, 12.7), assists (10th, 3.1), free throw percentage (.823), 3-point field goals made (12th, 1.9), assist-to-turnover ratio (2nd, 2.0), and minutes played (33.1)... Tallied double figures in 2 of 31 games...Had four 20+ point performances, including a career-high 27 point-game at home against South Carolina on Feb. 28...Made season-high seven field goals on six different occasions...Was 10-for-10 from the charity stripe against Kentucky (2/17) ... Named to the Cancun Challenge All-Tournament Team after averaging 14 points, 5 rebounds and 5.5 assists per game in final two games... Scored a then career-high 20 points on 7-12 shooting in win over USF (12/16)... Scored a team-high 18 pts in loss to Kentucky (1/10)... Tallied 13 points on 5-of-10 shooting in 39 minutes vs. USC (1/28)... Scored a then career-high 21 points, on 7-of-10 shooting in win over Auburn. All seven of Beal's FG were three-pointers, marking a career high...Logged all 40 minutes vs. Alabama (2/5), and scored 20 points, his second straight 20+ point game - first player since 1998 (Drew Maddox) to play in all 40 minutes of a regulation game...Also dished out season and career-high eight assists vs. the Crimson Tide...Dished out six assists vs. Ole Miss (2/7)... Scored 17 points, including a career best 10-of-10 from the free throw line in win over UK (2/17)... Registered 11 points, two rebounds and two steals in loss at Georgia (2/25)... Notched a career high 27 points on 7-of-14 shooting, including 5-of-9 from downtown in 35 minutes vs. South Carolina... Pulled down a season-high seven rebounds in win over USC (2/28)... Posted 17-point effort on 7-of-13 shooting in win at LSU (3/4)... Scored in double figures for the 21st time in 2008-09 with 11 points vs. Arkansas (3/8).

## Summer 2008:

Averaged 9.0 points and three assists in five games during a mission trip to China.

## 2007-08 (Sophomore):

Played in all 34 games and started in 33 of them...Had 158 assists for the season, the most ever by a Vanderbilt sophomore...Was first in the SEC with a 3.1 assist-to-turnover ratio, and placed third nationally...Tallied a then career-high six assists in win over Austin Peay (11/10)...Named to the South Padre Invitational All-Tournament team for his play vs. Utah State and Bradley; he averaged 13.5 points and 5.0 assists per game, and committed only one turnover in the two games...Made 9-of-9 free throws vs. Bradley (11/24), and for the tournament was 13-for-13...Dished out five or more assists in four consecutive games from November 29 through December 8...Scored career high 19 points in win over UMass...Tied career high with nine assists against LSU...Hit game winning jumper with less than a second remaining against South Carolina (2/9) and ended the game with four points and five assists in the 66-65 win...Scored 17 points and shot 7-of-9 from the free throw line in Vanderbilt's win over No. 1 Tennessee (2/26)...Dished out seven assists in SEC Tournament win over Auburn (3/13).

## Summer 2007:

Averaged 13.8 points and five assists in five games during a mission trip to Argentina sponsored by SCORE International.

## 2006-07 (Freshman):

Played in all 34 games with two starts, averaging 16.8 minutes ... Finished among the SEC's freshmen leaders in steals (fourth with 1.06 per game), free throw shooting (fifth at 80.0 percent) and assists (sixth with 1.79) ... Netted a career-high 15 points on 4-of-6 field goals and 5-of-6 free throws against Nicholls State (12/16) ... Hit driving layup and free throw with 4.4 seconds remaining to help give Vanderbilt a 98-93 overtime victory against Toledo (12/2). Ended the contest with 13 points, four rebounds and four assists ... Scored his SEC-high with nine points at Auburn (1/6) ... Started the first two games of the season.

## DeSoto High School:

Became the school's all-time leading scorer, averaging 21.5 points, six assists and five rebounds as a senior for the Eagles ... Two-time All-State selection ... Named most valuable player in helping DeSoto High School claim the District 7-5A championship ... Chosen First Team All-Area by the Dallas Morning News ... Listed a four-star (out of five) athlete by Rivals.com ... Ranked 19th among the best point guards nationally and one of the top 100 high school players in the nation following his senior year ... Helped the Eagles to a 5-A state title as a freshman and a state runner-up finish as a junior ... Named District 7-5A Sophomore of the Year ... Named First Team All-Academic in District 7-5A.

## Personal:

Jermaine Darnell Beal ... Born Nov. 4, 1987 in Dallas, Texas ... Son of James and Rubye Beal ... Has an older brother, James Beal Jr. ... Nickname is "Dolla Beal" ... Majoring in human and organizational development ... Advice to youngsters: "Work hard, have fun and enjoy life" ... Chose Vanderbilt over Baylor, Oklahoma, Texas and SMU.

## COMMODORE Q & A

### Favorite NBA Team:

Dallas Mavericks

### Age I first picked up a basketball:

3

### When I was a kid

### I tried to be like:

Michael Jordan

### A few words that describe the way I play basketball:

You tell me

### What I need to improve on to be a better player:

Everything

### What impresses me about

### Coach Stallings:

His personality

### Favorite part about

### playing in Memorial Gym:

The fans

### The best tasting food

### I can make:

Ramen Noodles

### Best non-athletic talent:

Modeling or rapping

### Ultimate vacation

### destination:

Vegas or overseas

### I'm as good as anyone at:

Looking fresh on the scene

### The biggest influence

### in my life:

My family

### The best advice I've received:

"Never tell God how big your storm is, tell the storm how big your God is."

COMMODORES®



# JERMAINE BEAL

## CAREER GAME-BY-GAME STATS

### 2006-07 (Freshman)

Date	Opponent	M	FG-A	3P-A	FT-A	Reb	PF	A	T	B	S	PTS
N15	Georgetown*	21	0-3	0-1	0-0	0-2-2	1	0	2	0	0	0
N21	at Wake Forest*	13	0-2	0-1	0-0	0-0-0	3	1	1	0	0	0
N25	Elon	10	0-2	0-1	1-2	0-1-1	1	1	0	0	0	1
N28	Furman	18	1-2	0-0	2-2	0-1-1	0	5	3	0	1	4
D2	Toledo	28	4-5	0-0	5-6	3-1-4	2	4	2	0	1	13
D5	East Tennessee State	19	0-2	0-1	6-6	0-2-2	2	4	1	0	1	6
D7	Lipscomb	24	0-2	0-0	0-0	1-3-4	1	1	2	0	0	0
D9	Georgia Tech	10	0-1	0-1	0-0	1-1-2	0	2	6	0	1	0
D16	Nicholls State	24	4-6	2-4	5-6	0-2-2	1	3	2	0	3	15
D19	vs. PR-Mayaguez	22	2-3	1-1	5-7	0-3-3	2	4	1	1	2	10
D20	vs. Tennessee Tech	15	0-2	0-1	1-2	0-2-2	0	1	1	0	1	1
D21	vs. Appalachian State	21	1-4	0-1	0-0	0-4-4	1	1	0	0	3	2
D29	Alabama A&M	23	3-3	1-1	5-6	0-4-4	2	2	1	0	2	12
J2	at Rice	19	2-6	0-2	3-3	0-3-3	0	3	4	0	1	7
J6	at Auburn	22	3-7	1-3	2-2	2-2-4	1	1	2	0	2	9
J10	Tennessee	14	0-3	0-1	2-2	0-2-2	1	0	1	0	1	2
J13	at Georgia	19	0-4	0-2	0-0	0-0-0	3	2	0	0	1	0
J17	Alabama	16	0-3	0-1	2-2	0-2-2	3	3	1	0	1	2
J20	at Kentucky	14	0-2	0-1	1-2	0-1-1	1	0	3	0	1	1
J24	at LSU	13	1-1	0-0	0-0	0-1-1	1	0	2	0	1	2
J27	Ole Miss	13	1-3	0-1	0-0	0-2-2	1	1	1	0	2	2
F31	at Florida	14	0-1	0-1	0-1	0-0-0	0	2	0	0	0	0
F3	Georgia	23	2-5	1-3	1-2	0-3-3	2	1	0	0	0	6
F10	at Tennessee	13	1-4	0-2	2-2	0-1-1	2	1	3	0	0	4
F14	South Carolina	9	0-0	0-0	0-0	0-1-1	0	1	0	1	0	0
F17	Florida	18	1-3	0-0	0-0	0-1-1	1	1	1	0	1	2
F21	at Mississippi State	19	1-4	1-2	5-6	0-4-4	3	4	2	0	1	8
F25	Kentucky	8	0-1	0-0	0-0	0-0-0	0	0	0	0	2	0
F28	at South Carolina	11	2-2	2-2	0-0	0-1-1	2	3	2	0	1	6
M3	Arkansas	17	1-4	0-2	0-0	0-1-1	3	1	0	0	1	2
M9	vs. Arkansas	19	1-3	1-1	2-2	0-1-1	3	3	0	0	0	5
M15	vs. George Washington	17	1-3	0-1	2-4	1-0-1	3	1	1	0	3	4
M17	vs. Washington State	13	0-1	0-0	0-0	0-0-0	0	2	0	0	2	0
M23	vs. Georgetown	13	1-1	0-0	0-0	1-0-1	1	2	0	1	0	2

\* Started game

### 2007-08 (Sophomore)

Date	Opponent	M	FG-A	3P-A	FT-A	Reb	PF	A	T	B	S	PTS
N10	Austin Peay*	29	1-4	0-2	1-2	0-2-2	3	6	7	0	1	3
N13	at Toledo*	26	2-3	2-3	0-0	0-3-3	1	3	2	0	1	6
N20	Valparaiso	11	1-2	0-1	5-6	0-0-0	0	0	1	0	0	7
N23	vs. Utah State*	25	4-5	2-3	4-4	0-2-2	1	6	0	0	0	14
N24	vs. Bradley*	30	2-6	0-2	9-9	2-2-4	2	4	1	0	0	13
N29	South Alabama*	42	1-6	0-1	3-4	1-4-5	2	7	3	0	3	5
D1	Georgia Tech*	26	2-4	2-4	1-2	0-1-1	2	9	1	0	2	7
D5	Wake Forest*	31	2-4	0-1	4-5	1-3-4	3	5	2	0	1	8
D8	Lipscomb*	22	2-6	0-2	0-0	0-1-1	1	5	0	0	0	4
D12	at DePaul*	25	0-3	0-1	2-2	2-2-4	2	4	1	0	1	2
D22	Tennessee State*	28	2-3	2-3	6-8	1-2-3	0	4	2	0	1	12
D29	Tennessee-Martin*	21	1-3	1-3	2-2	0-0-0	3	2	1	0	0	5
D31	Iona*	24	3-4	1-2	1-2	0-1-1	0	6	2	0	2	8
J3	Rice*	24	2-5	1-2	2-2	0-1-1	0	5	2	0	0	7
J5	Massachusetts*	32	6-10	3-5	4-4	0-0-0	3	2	2	0	1	19
J9	South Carolina*	29	2-7	2-6	5-5	0-2-2	2	6	1	0	0	11
J12	at Kentucky*	37	2-5	1-4	1-2	1-1-2	3	5	1	0	1	6
J17	at Tennessee*	26	1-5	1-2	5-6	2-3-5	4	5	1	0	0	8
J19	LSU*	32	5-10	0-3	0-1	0-3-3	1	9	0	0	1	10
J27	at Florida*	23	1-3	0-1	2-4	1-0-1	2	5	0	0	0	4
J30	at Ole Miss*	32	3-8	1-5	0-0	1-1-2	2	6	4	1	2	7
F2	Auburn*	27	5-8	2-4	1-4	2-0-2	2	4	3	0	2	13
F6	at Georgia*	28	2-6	0-2	1-4	0-0-0	2	3	1	0	2	5
F9	at South Carolina*	28	1-4	0-2	2-2	0-4-4	0	5	1	0	0	4
F12	Kentucky*	27	2-7	2-5	4-6	0-1-1	1	5	0	0	0	10
F16	Florida*	28	0-5	0-2	1-2	0-2-2	2	2	3	0	0	1
F23	Georgia*	28	3-6	1-3	2-3	1-1-2	3	3	0	0	1	9
F26	Tennessee*	34	4-8	2-4	7-9	0-3-3	2	2	0	0	0	17
M1	at Arkansas*	33	1-9	0-3	3-4	2-1-3	4	7	4	0	1	5
M5	Mississippi State*	34	3-11	2-7	0-0	2-0-2	2	7	2	0	0	8
M8	at Alabama*	14	0-2	0-2	0-0	1-0-1	0	1	2	0	0	0
M13	vs. Auburn*	28	2-4	2-4	1-2	0-4-4	0	7	0	0	0	7
M14	vs. Arkansas*	32	3-5	1-2	5-5	0-1-1	4	3	0	0	1	12
M21	vs. Siena*	19	0-4	0-3	0-0	0-1-1	3	5	1	0	1	0

\* Started game

### 2008-09 (Junior)

Date	Opponent	M	FG-A	3P-A	FT-A	Reb	PF	A	T	B	S	PTS
N10	Austin Peay*	29	1-4	0-2	1-2	0-2-2	3	6	7	0	1	3
N13	at Toledo*	26	2-3	2-3	0-0	0-3-3	1	3	2	0	1	6
N20	Valparaiso	11	1-2	0-1	5-6	0-0-0	0	0	1	0	0	7
N23	vs. Utah State*	25	4-5	2-3	4-4	0-2-2	1	6	0	0	0	14
N24	vs. Bradley*	30	2-6	0-2	9-9	2-2-4	2	4	1	0	0	13
N29	South Alabama*	42	1-6	0-1	3-4	1-4-5	2	7	3	0	3	5
D1	Georgia Tech*	26	2-4	2-4	1-2	0-1-1	2	9	1	0	2	7
D5	Wake Forest*	31	2-4	0-1	4-5	1-3-4	3	5	2	0	1	8
D8	Lipscomb*	22	2-6	0-2	0-0	0-1-1	1	5	0	0	0	4
D12	at DePaul*	25	0-3	0-1	2-2	2-2-4	2	4	1	0	1	2
D22	Tennessee State*	28	2-3	2-3	6-8	1-2-3	0	4	2	0	1	12
D29	Tennessee-Martin*	21	1-3	1-3	2-2	0-0-0	3	2	1	0	0	5
D31	Iona*	24	3-4	1-2	1-2	0-1-1	0	6	2	0	2	8
J3	Rice*	24	2-5	1-2	2-2	0-1-1	0	5	2	0	0	7
J5	Massachusetts*	32	6-10	3-5	4-4	0-0-0	3	2	2	0	1	19
J9	South Carolina*	29	2-7	2-6	5-5	0-2-2	2	6	1	0	0	11
J12	at Kentucky*	37	2-5	1-4	1-2	1-1-2	3	5	1	0	1	6
J17	at Tennessee*	26	1-5	1-2	5-6	2-3-5	4	5	1	0	0	8
J19	LSU*	32	5-10	0-3	0-1	0-3-3	1	9	0	0	1	10
J27	at Florida*	23	1-3	0-1	2-4	1-0-1	2	5	0	0	0	4
J30	at Ole Miss*	32	3-8	1-5	0-0	1-1-2	2	6	4	1	2	7
F2	Auburn*	27	5-8	2-4	1-4	2-0-2	2	4	3	0	2	13
F6	at Georgia*	28	2-6	0-2	1-4	0-0-0	2	3	1	0	2	5
F9	at South Carolina*	28	1-4	0-2	2-2	0-4-4	0	5	1	0	0	4
F12	Kentucky*	27	2-7	2-5	4-6	0-1-1	1	5	0	0	0	10
F16	Florida*	28	0-5	0-2	1-2	0-2-2	2	2	3	0	0	1
F23	Georgia*	28	3-6	1-3	2-3	1-1-2	3	3	0	0	1	9
F26	Tennessee*	34	4-8	2-4	7-9	0-3-3	2	2	0	0	0	17
M1	at Arkansas*	33	1-9	0-3	3-4	2-1-3	4	7	4	0	1	5
M5	Mississippi State*	34	3-11	2-7	0-0	2-0-2	2	7	2	0	0	8
M8	at Alabama*	14	0-2	0-2	0-0	1-0-1	0	1	2	0	0	0
M13	vs. Auburn*	28	2-4	2-4	1-2	0-4-4	0	7	0	0	0	7
M14	vs. Arkansas*	32	3-5	1-2	5-5	0-1-1	4	3	0	0	1	12
M21	vs. Siena*	19	0-4	0-3	0-0	0-1-1	3	5	1	0	1	0

\* Started game



### BEAL'S OVERALL STATISTICS AT VANDERBILT

Year	GP	GS	Min	Avg	FG	FGA	Pct.	3pt	3ptA	Pct	FT	FTA	Pct	Off	Def	Tot	Avg	PF	FO	Ast	TO	Blk	Stl	Pts	Avg
2006-07	34	2	572	16.8	33	98	.337	10	38	.263	52	65	.800	9	52	61	1.8	47	0	61	45	3	36	128	3.8
2007-08	34	33	935	27.5	71	185	.384	31	99	.313	84	111	.757	20	52	72	2.1	62	0	158	51	1	25	257	7.6
2008-09	31	31	1026	33.1	118	280	.421	58	144	.403	93	113	.823	9	100	109	3.5	52	0	99	49	5	35	387	12.5
TOTAL	99	66	2533	25.6	222	563	.394	99	281	.352	229	289	.792	38	204	242	2.4	161	0	318	145	9	96	772	7.8

### BEAL'S SEC STATISTICS AT VANDERBILT

Year	GP	GS	Min	Avg	FG	FGA	Pct.	3pt	3ptA	Pct	FT	FTA	Pct	Off	Def	Tot	Avg	PF	FO	Ast	TO	Blk	Stl	Pts	Avg
2006-07	16	0	243	15.2	13	47	.277	5	21	.238	15	19	.789	2	22	24	1.5	24	0	21	18	1	15	46	2.9
2007-08	16	16	460	28.8	35	104	.337	14	55	.255	34	52	.654	13	22	35	2.2	32	0	75	23	1	10	118	7.4
2008-09	16	16	560	35.0	68	165	.412	33	85	.388	48	61	.787	6	42	48	3.0	27	0	45	26	2	12	217	13.6
TOTAL	48	32	1263	26.3	116	316	.367	52	161	.323	97	132	.735	21	86	107	2.2	83	0	141	67	4	37	381	7.9



# ELLIOTT COLE



## General:

Joined the team at the start of the 2007-08 season as a walk-on....Played in 10 games as a sophomore.... Made the 2009 SEC Honor Roll for his work in the classroom.

## 2008-09 (Sophomore):

Played in 10 games as a sophomore....Saw action in first game against Morehead State (11/16)....Played two minutes vs. UCA....Scored the first point of his collegiate career with free throw against Alabama A&M (12/10).... Made first career field goal in career-high four minutes of action versus St. Francis (12/31).

## 2007-08 (Freshman):

Saw action in five games as a freshman...Grabbed a rebound in three out of the five games he played in.

## Memphis University School:

Named the school's best offensive player and MVP in his senior year in route to the team capturing the Division II state championship... Was also a TSSAA All-State member in 2007 and the TSSAA state tournament MVP for Division II... Averaged 17.3 points, 4.0 rebounds, 4.0 assists, and 2.5 steals per game.

## Personal:

Elliott Walker Cole...Born August 8, 1988...Son of Dr. Fred and Cindy Cole...Majoring in Economics... Advice to youngsters: "Don't let people say you can't do something."

## CAREER GAME-BY-GAME STATS

### 2007-08 (Freshman)

Date	Opponent	M	FG-A	3P-A	FT-A	Reb	PF	A	T	B	S	PTS
D31	Iona	1	0-0	0-0	0-0	0-1-1	0	0	0	0	0	0
J3	Rice	1	0-2	0-1	0-0	0-1-1	0	0	0	0	0	0
J27	at Florida	0+	0-0	0-0	0-0	0-0-0	0	0	0	0	0	0
F12	Kentucky	1	0-1	0-0	0-0	1-0-1	0	0	0	0	0	0
M21	vs. Siena	1	0-1	0-1	0-0	0-0-0	0	0	0	0	0	0

### 2008-09 (Sophomore)

Date	Opponent	M	FG-A	3P-A	FT-A	Reb	PF	A	T	B	S	PTS
N16	Morehead State	1	0-0	0-0	0-0	0	0	0	0	0	0	0
N26	Central Arkansas	2	0-1	0-1	0-0	0	0	0	0	0	1	0
D10	Alabama A&M	2	0-0	0-0	1-2	1	0	0	0	0	0	1
D16	vs. USF	1	0-0	0-0	0-0	0	0	0	0	0	0	0
D20	Tennessee Tech	1	0-0	0-0	0-0	0	1	0	0	0	0	0
D22	Furman	2	0-0	0-0	0-0	0	0	0	0	0	0	0
D31	St. Francis	4	1-1	0-0	0-0	0	0	0	1	0	0	2
J3	at UMass	3	0-0	0-0	0-0	0	0	0	1	0	0	0
F14	at Tennessee	0+	0-0	0-0	0-0	0	0	0	0	0	0	0
F28	South Carolina	1	0-0	0-0	0-0	0	1	0	0	0	0	0



# 15

Guard

5-11 • 180

Junior-3rd

Memphis, Tenn.

Memphis University  
School

COMMODORE

Q & A

**Favorite NBA Team:**

Memphis Grizzlies

**One NBA player I wish was my teammate:**

Penny Hardaway

**When I was a kid I tried to be like:**

My older brother

**A few words that describe the way I play basketball:**

Smooth, clever, up-tempo

**The thing that impresses me most about Coach Stallings:**

His straight-forwardness

**The best tasting food I can make:**

Hamburger Helper

**The biggest influence in my life:**

My Mom

**The most famous person I've met:**

Peyton Manning

COMMODORES®

## COLE'S OVERALL STATISTICS AT VANDERBILT

Year	GP	GS	Min	Avg	FG	FGA	Pct.	3pt	3ptA	Pct	FT	FTA	Pct	Off	Def	Tot	Avg	PF	FO	Ast	TO	Blk	Stl	Pts	Avg
2007-08	5	0	4	0.8	0	4	.000	0	2	.000	0	0	.000	1	2	3	0.6	0	0	0	0	0	0	0	0.0
2008-09	10	0	17	1.7	1	2	.500	0	1	.000	1	2	.500	0	1	1	0.1	2	0	0	2	0	1	3	0.3
<b>TOTAL</b>	<b>15</b>	<b>0</b>	<b>21</b>	<b>1.4</b>	<b>1</b>	<b>6</b>	<b>.167</b>	<b>0</b>	<b>3</b>	<b>.000</b>	<b>1</b>	<b>2</b>	<b>.500</b>	<b>1</b>	<b>3</b>	<b>4</b>	<b>0.3</b>	<b>2</b>	<b>0</b>	<b>0</b>	<b>2</b>	<b>0</b>	<b>1</b>	<b>3</b>	<b>0.2</b>

## COLE'S SEC STATISTICS AT VANDERBILT

Year	GP	GS	Min	Avg	FG	FGA	Pct.	3pt	3ptA	Pct	FT	FTA	Pct	Off	Def	Tot	Avg	PF	FO	Ast	TO	Blk	Stl	Pts	Avg
2007-08	2	0	1	0.5	0	1	.000	0	0	.000	0	0	.000	1	0	1	0.5	0	0	0	0	0	0	0	0.0
2008-09	2	0	1	0.5	0	0	.000	0	0	.000	0	0	.000	0	0	0	0.0	1	0	0	0	0	0	0	0.0
<b>TOTAL</b>	<b>4</b>	<b>0</b>	<b>2</b>	<b>0.5</b>	<b>0</b>	<b>1</b>	<b>.000</b>	<b>0</b>	<b>0</b>	<b>.000</b>	<b>0</b>	<b>0</b>	<b>.000</b>	<b>1</b>	<b>0</b>	<b>1</b>	<b>0.3</b>	<b>1</b>	<b>0</b>	<b>0</b>	<b>0</b>	<b>0</b>	<b>0</b>	<b>0</b>	<b>0.0</b>





# GEORGE DRAKE



## 34

Forward  
6-4 • 215  
R-Senior-5th  
Calera, Ala.  
Calera

### CAREER HIGHS

**Points:** 18,  
at S. Carolina (1/28/09)  
**FG Made:** 8  
vs. Tennessee (1/20/09)  
**FG Attempted:** 15,  
vs. Tennessee (1/20/09)  
**3-Pt FG Made:** 2,  
2x, last vs. C. Arkansas (11/26/08)  
**3-Pt FG Att:** 4,  
3x, last at UMass (1/3/09)  
**FT Made:** 4,  
at S. Carolina (1/28/09)  
**FT Att:** 5  
vs. Tennessee Tech (12/20/08)  
**Rebounds:** 8,  
vs. C. Arkansas (11/26/08)  
**Assists:** 6,  
vs. C. Arkansas (11/26/08)  
**Blocks:** 4,  
vs. Auburn (2/2/08)  
**Steals:** 3,  
5x, last vs. Georgia (1/14/09)  
**Minutes:** 27,  
at Florida (2/21/09)





# GEORGE DRAKE



## General:

Athletically gifted player who possesses a good shooting touch and good attitude for the game. Sat out the 2005-06 season as a redshirt...He will be the most tenured player on the team in 2009-10...Graduated with a degree in Sociology in May of 2009.

## 2008-09 (Junior):

Played in 30 games and started four...Averaged 5.4 points, 2.7 rebounds, and 1.2 assists per game as a junior... Scored in double figures on seven occasions, including a three-game stretch from January 20 to January 28 when he started two games and scored 16 points against Tennessee (1/20), 14 points against Florida (1/25), and a career-high 18 points at South Carolina (1/28)... Set career-highs in field goals made (8) and FG attempts (15) vs. Tennessee (1/20)...Led team in scoring for the first time in his career versus Florida...Had career-high six assists at Central Arkansas (11/26) to go along with 14 points... Tallied 12 points and four rebounds against Tennessee Tech (12/20)... Notched eight points on 4-of-6 shooting in season-high 29 minutes vs. Auburn (1/31)...Missed his only game of the season against Alabama (2/5) because of injury... Scored 10 points on 3-of-6 shooting in 27 minutes off the bench at Florida (2/21)... Also scored in double figures against Alabama in the SEC Tournament (3/12) with 14 points on six-of-eight shooting.

## 2007-08 (Sophomore):

Played in 33 games and started in one...Made first career start against Valparaiso (11/20)...Scored six points vs. Utah State (11/23); scored five points vs. Bradley (11/24) in SPI final...Tallied seven points against Lipscomb...Had season high three steals in win over Tennessee-Martin...Scored career-high 10 points in win against Iona...Had three blocked shots vs. Auburn (2/2), a new career high...Played a season-best 18 minutes vs. Lipscomb (12/8)...Grabbed a season-high four rebounds on three occasions - vs. Wake Forest (12/5), vs. Lipscomb (12/8), and vs. UT Martin (12/29).

## 2006-07 (Freshman):

Played in 33 games without a start, averaging 10.3 minutes ... Hit a pair of 3-pointers and matched his career high with eight points vs. George Washington in the first round of the NCAA Tournament (3/15) ... Scored his SEC-high seven points on 3-of-5 shooting from the field at Georgia (1/10) ... Posted his career-high eight points and three rebounds against ETSU (12/5) ... Also tallied eight points and seven rebounds against UPR-Mayaguez (12/19) ... Helped spark Vanderbilt's rally past cross-town foe Lipscomb (12/7) with key 3-pointer to tie game at 38-38 with 9:21 remaining. The Commodores outscored Lipscomb 21-12 the rest of the game.

## Summer 2006:

Averaged 8.5 points and 5.3 rebounds in four games during a mission trip to the Dominican Republic sponsored by SCORE International. The group also visited local tribes and orphanages during the week-long trip.

## Calera High School:

McDonald's All-American nominee ... Named to 2005 First Team Super Five and 2A Player of the Year by the Alabama Sports Writers Association ... Runner-up for 2005 Alabama Mr. Basketball ... Named 2A Player of the Year as a sophomore, junior and senior ... Earned distinction as first player in Alabama history to be selected as Most Valuable Player of region four times ... Led Calera High School to a combined 121-19 record and the state championship game every year he was on the varsity team (2002-2005) ... Led the Eagles to the 2005 2A championship, scoring a team-high 21 points to go along with 11 rebounds, five blocks and three steals in the title game ... Averaged 22.6 points and 8.5 rebounds during his senior season ... Scored an Alabama-Mississippi All-Star game record 27 points en route to Most Valuable Player honors ... Averaged 27.4 points and 7.8 rebounds while shooting 59 percent from the field and 41 percent from 3-point range as a junior.

## Personal:

George Alexander Drake Jr. ... Born Oct. 5, 1986 ... Son of Dorothy and George Drake ... Has a brother Floyd Avery and sister Myia Vines ... Majoring in Sociology with a minor in Political Science ... Advice to youngsters: "Don't procrastinate" ... Chose Vanderbilt over Alabama, Mississippi State, Ole Miss and Auburn.

## COMMODORE Q & A

### Favorite NBA Team:

Los Angeles Lakers

### Age I first picked up a basketball:

8

### When I was a kid

### I tried to be like:

Michael Jordan

### A few words that describe the way I play basketball:

I play to win

### What I need to improve on to be a better player:

Consistency

### What impresses me most about

### Coch Stallings:

His true concern for his players

### Favorite part about

### playing in Memorial Gym:

The fans

### The best tasting food

### I can make:

Anything for breakfast

### Favorite musical performer:

Shan Foster

### Ultimate vacation destination:

Africa

### The biggest influence in my life:

My parents

### Most important thing

### I have learned since

### coming to Vanderbilt:

Time flies so make the most of every opportunity

### Favorite food:

Shrimp

### The biggest influence in my life:

My parents

### Favorite Vanderbilt jersey

### (white/black/gold)

All of them

### The best advice I've ever received:

Let your decisions be your own, because you will have to live with them (My Dad)

### Favorite sport besides

### basketball:

Baseball

COMMODORES®



# GEORGE DRAKE

## CAREER GAME-BY-GAME STATS

### 2006-07 (R-Freshman)

Date	Opponent	M	FG-A	3P-A	FT-A	Reb	PF	A	T	B	S	PTS
M15	Georgetown	9	1-2	0-0	0-0	1-12	0	0	0	0	0	2
N21	at Wake Forest	13	0-2	0-0	0-1	0-0-0	1	1	1	1	1	0
N25	Elon	8	0-1	0-0	0-0	0-0-0	0	1	2	0	0	0
N28	Furman	12	2-3	0-0	0-0	0-4-4	1	2	0	1	0	4
D2	Toledo	4	0-1	0-1	0-2	0-0-0	0	1	2	0	0	0
D5	East Tennessee State	17	3-8	1-2	1-2	1-2-3	1	0	1	1	0	8
D7	Lipscomb	17	1-2	1-2	1-2	0-1-1	0	0	0	0	0	4
D9	Georgia Tech	5	0-3	0-1	0-0	1-2-3	0	1	0	0	2	0
D16	Nicholls State	25	2-6	1-4	0-1	0-3-3	1	0	2	0	1	5
D19	vs PR-Mayaguez	20	3-5	0-0	2-2	2-5-7	0	1	1	1	0	8
D20	vs Tennessee Tech	13	0-1	0-1	0-0	0-1-1	3	1	0	0	0	0
D21	vs Appalachian State	15	1-2	1-1	0-0	0-0-0	1	1	1	0	1	3
D29	Alabama A&M	16	2-7	1-1	2-2	2-1-3	1	0	3	1	3	7
J2	at Rice	13	2-4	0-1	0-0	0-1-1	4	2	1	0	0	4
J6	at Auburn	6	0-1	0-0	0-2	0-2-2	1	0	1	0	1	0
J10	Tennessee	11	1-1	0-0	0-0	0-2-2	0	1	1	0	2	2
J13	at Georgia	21	3-5	0-1	1-2	1-2-3	0	0	1	0	3	7
J17	Alabama	12	2-4	0-1	0-0	0-3-3	1	1	0	0	1	4
J20	at Kentucky	6	0-0	0-0	0-0	0-0-0	2	1	1	0	0	0
J24	at LSU	5	0-1	0-0	1-2	0-0-0	1	0	0	0	0	1
J27	Ole Miss	4	1-1	0-0	0-0	0-0-0	2	0	0	0	0	2
J31	at Florida	9	2-3	0-0	0-0	0-0-0	0	0	0	0	0	4
F3	Georgia	6	1-2	0-0	0-0	1-0-1	0	0	1	0	0	2
F10	at Tennessee	12	0-1	0-0	0-0	0-0-0	2	0	1	0	0	0
F14	South Carolina	5	1-2	0-0	0-0	1-0-1	0	1	0	1	0	2
F17	Florida	5	1-1	0-0	0-0	1-0-1	0	0	1	0	0	2
F21	at Mississippi State	13	2-4	1-2	0-0	1-1-2	0	2	1	0	1	5
F25	Kentucky	4	0-1	0-1	0-0	0-0-0	0	1	0	0	0	0
F28	at South Carolina	3	0-0	0-0	0-0	0-1-1	0	0	0	0	0	0
M3	Arkansas	11	2-5	0-2	2-2	0-0-0	1	0	1	0	1	6
M9	vs Arkansas	1	0-0	0-0	0-0	0-0-0	2	0	0	0	0	0
M15	vs George Washington	16	3-6	2-2	0-0	2-1-3	2	3	2	0	0	8
M17	vs Washington State	3	0-0	0-0	0-0	0-0-0	0	0	2	0	2	0

\* Started game

### 2007-08 (Sophomore)

Date	Opponent	M	FG-A	3P-A	FT-A	Reb	PF	A	T	B	S	PTS
N10	Austin Peay	5	1-1	0-0	1-2	0-0-0	2	0	1	0	1	3
N13	at Toledo	16	1-2	0-0	1-2	1-0-1	1	0	0	0	0	3
N20	Valparaiso*	17	0-1	0-1	0-0	0-1-1	1	1	0	0	0	0
N23	vs. Utah State	9	2-4	0-0	2-3	0-2-2	1	1	2	0	0	6
N24	vs. Bradley	13	1-5	1-1	2-2	0-3-3	0	2	1	0	1	5
N29	South Alabama	8	1-4	0-0	0-0	0-1-1	0	1	1	1	0	2
D1	Georgia Tech	14	1-5	0-0	0-0	0-2-2	3	0	1	0	1	2
D5	Wake Forest	11	1-3	1-2	0-0	1-3-4	1	1	0	1	0	3
D8	Lipscomb	18	3-6	1-1	0-1	1-3-4	0	1	0	1	0	7
D12	at DePaul	8	1-2	0-0	0-0	0-2-2	0	0	0	0	0	2
D22	Tennessee State	5	0-1	0-0	0-0	0-0-0	0	0	1	0	0	0
D29	Tennessee-Martin	14	2-9	0-2	0-0	4-0-4	3	1	0	0	3	4
D31	Iona	12	4-7	1-2	1-2	0-0-0	0	1	0	1	0	10
J3	Rice	12	0-2	0-1	0-2	1-0-1	1	0	1	0	0	0
J5	Massachusetts	5	0-2	0-0	0-0	0-0-0	0	0	0	0	0	0
J9	South Carolina	3	0-2	0-1	0-0	1-0-1	0	0	1	0	0	0
J12	at Kentucky	2	0-2	0-0	0-0	0-0-0	1	0	0	1	0	0
J17	at Tennessee	9	1-3	0-2	2-4	1-1-2	1	1	0	1	2	4
J19	LSU	9	1-5	0-1	0-0	1-2-3	0	1	0	0	0	2
J27	at Florida	10	1-3	0-0	2-2	1-0-1	3	0	0	0	0	4
J30	at Ole Miss	6	0-1	0-0	0-0	1-0-1	0	0	0	0	1	0
F2	Auburn	7	1-3	0-1	0-0	0-0-0	0	0	1	4	0	2
F6	at Georgia	8	0-0	0-0	0-0	1-0-1	0	0	0	0	0	0
F9	at South Carolina	5	1-2	0-1	0-0	0-0-0	0	0	0	0	1	2
F12	Kentucky	13	2-2	0-0	1-2	0-0-0	1	2	1	0	2	5
F16	Florida	2	0-0	0-0	0-0	0-2-2	0	0	1	0	0	0
F23	Georgia	7	0-2	0-0	0-0	0-0-0	1	0	0	0	1	0
F26	Tennessee	2	0-1	0-1	0-0	1-0-1	0	0	0	0	0	0
M1	at Arkansas	1	0-1	0-0	0-0	0-0-0	0	0	0	0	0	0
M5	Mississippi State	2	0-1	0-0	0-0	0-0-0	0	0	0	0	0	0
M8	at Alabama	6	1-3	0-1	0-0	1-1-2	2	0	1	0	0	2
M13	vs. Auburn	1	0-1	0-0	0-0	0-0-0	0	0	0	0	0	0
M14	vs. Arkansas	-DNP-										
M21	vs. Siena	4	0-1	0-1	0-0	1-0-1	0	0	0	0	1	0

\* Started game

### 2008-09 (Junior)

Date	Opponent	M	FG-A	3P-A	FT-A	Reb	PF	A	T	B	S	PTS
N16	Morehead State*	21	2-6	1-4	0-0	2	1	3	1	1	0	5
N20	Illinois*	12	1-3	0-2	0-0	1	1	1	1	0	0	2
N24	MTSU	8	0-3	0-0	0-0	0	2	0	0	0	0	0
N26	Central Arkansas	19	5-8	2-4	2-2	8	1	6	0	2	0	14
N29	vs. Drake	18	0-2	0-2	0-0	3	2	2	2	0	0	0
N30	vs. VCU	16	0-3	0-1	2-2	1	1	1	4	1	1	2
D3	UIC	25	1-4	0-2	0-0	5	1	3	1	0	0	2
D6	at Ga. Tech	14	2-5	0-1	1-1	0	4	0	0	0	1	5
D10	Alabama A&M	22	2-5	1-2	2-4	4	0	2	4	0	3	7
D16	vs. USF	19	2-7	0-1	0-0	1	2	1	2	0	1	4
D20	Tennessee Tech	18	4-9	1-3	3-5	4	3	1	1	0	1	12
D22	Furman	21	1-3	1-3	1-2	2	2	2	0	1	2	4
D31	St. Francis	18	1-3	0-2	1-2	3	0	3	0	0	0	3
J3	at UMass	17	2-5	1-4	0-0	1	1	2	2	0	0	5
J10	at Kentucky	14	0-2	0-1	2-2	2	3	1	1	0	0	2
J14	Georgia	17	1-3	0-1	0-0	5	1	1	1	1	3	2
J17	at Miss. State	12	0-2	0-1	0-0	1	3	0	1	0	1	0
J20	Tennessee	21	8-15	0-2	0-0	6	3	1	1	0	2	16
J25	Florida	23	6-10	0-3	2-2	1	0	1	0	0	1	14
J28	at South Carolina*	24	7-10	0-0	4-4	5	3	1	0	0	2	18
J31	at Auburn*	29	4-6	0-1	0-0	2	5	2	4	0	1	8
F5	Alabama	-DNP-										
F7	Ole Miss	9	1-3	0-1	0-0	3	0	0	2	0	0	2
F14	at Tennessee	4	0-1	0-1	2-2	0	0	0	0	1	0	2
F17	Kentucky	10	0-2	0-0	0-0	0	2	0	1	0	0	0
F21	at Florida	27	3-6	1-1	3-3	3	2	0	2	0	0	10
F25	at Georgia	25	1-3	0-2	0-0	6	5	0	3	0	0	2
F28	South Carolina	16	1-3	0-0	2-3	4	0	0	1	0	1	4
M4	at LSU	16	0-1	0-0	0-0	2	0	1	0	0	0	0
M8	Arkansas	8	1-2	0-1	0-0	2	1	0	1	0	0	2
M12	Alabama	19	6-8	2-4	0-0	3	1	1	0	0	4	14

\* Started game



### DRAKE'S OVERALL STATISTICS AT VANDERBILT

Year	GP	GS	Min	Avg	FG	FGA	Pct.	3pt	3ptA	Pct	FT	FTA	Pct	Off	Def	Tot	Avg	PF	FO	Ast	TO	Blk	Stl	Pts	Avg
2006-07	33	0	340	10.3	36	85	.424	8	23	.348	10	20	.500	14	33	47	1.4	27	0	21	27	6	19	90	2.7
2007-08	33	1	264	8.0	26	87	.299	4	19	.211	12	22	.545	17	23	40	1.2	22	0	13	13	10	14	68	2.1
2008-09	30	4	522	17.4	62	143	.434	10	50	.200	27	34	.794	27	53	80	2.7	49	2	36	38	6	24	161	5.4
<b>TOTAL</b>	<b>96</b>	<b>5</b>	<b>1126</b>	<b>11.7</b>	<b>124</b>	<b>315</b>	<b>.394</b>	<b>22</b>	<b>92</b>	<b>.239</b>	<b>49</b>	<b>76</b>	<b>.645</b>	<b>58</b>	<b>109</b>	<b>167</b>	<b>1.7</b>	<b>98</b>	<b>2</b>	<b>70</b>	<b>78</b>	<b>22</b>	<b>57</b>	<b>319</b>	<b>3.3</b>

### DRAKE'S SEC STATISTICS AT VANDERBILT

Year	GP	GS	Min	Avg	FG	FGA	Pct.	3pt	3ptA	Pct	FT	FTA	Pct	Off	Def	Tot	Avg	PF	FO	Ast	TO	Blk	Stl	Pts	Avg
2006-07	16	0	133	8.3	16	32	.500	1	7	.143	4	8	.500	5	11	16	1.0	10	0	7	9	1	9	37	2.3
2007-08	16	0	92	5.8	8	31	.258	0	8	.000	5	8	.625	8	6	14	0.9	9	0	4	5	6	7	21	1.3
2008-09	15	2	255	17.0	33	69	.478	1	15	.067	15	16	.938	17	25	42	2.8	28	2	8	18	2	11	82	5.5
<b>TOTAL</b>	<b>47</b>	<b>2</b>	<b>480</b>	<b>10.2</b>	<b>57</b>	<b>132</b>	<b>.432</b>	<b>2</b>	<b>30</b>	<b>.067</b>	<b>24</b>	<b>32</b>	<b>.750</b>	<b>30</b>	<b>42</b>	<b>72</b>	<b>1.5</b>	<b>47</b>	<b>2</b>	<b>19</b>	<b>32</b>	<b>9</b>	<b>27</b>	<b>140</b>	<b>3.0</b>



# JOE DUFFY



## General:

Joined the team at the start of the 2007-08 season as a walk-on... Has been on scholarship for the last two seasons... Made the 2009 SEC Honor Roll for his work in the classroom.

## 2008-09 (Sophomore):

Saw action in 19 games in his sophomore season... Averaged 1.0 points and 1.2 rebounds per game... Recorded four points and four rebounds in 14 minutes in season opener against Morehead St... Also scored four points vs. C. Arkansas (11/26)... Tallied four points and season-high five rebounds in a Cancun Challenge semifinal win over Drake (11/29)... Tallied a season-high 22 minutes in win over St. Francis (12/31)... Scored two points on 1-of-1 shooting in one minute of action vs. Arkansas (3/8).

## 2007-08 (Freshman):

Played in 11 games and scored a career-high two points in five games... Grabbed one rebound in two games... Was 2-for-2 at the free throw line against Georgia Tech (12/1)... Logged a season-high four minutes vs. Rice (1/3).

## Phillips Exeter Academy:

Attended the Exeter, N.H., school in 2006-07 and averaged 15 points and nine rebounds per game... Averaged 21 points and ten rebounds per game for Charlotte Catholic High School in 2006 and was named the 2006 Queen City Conference Player of the Year... Was also a first-team all-conference selection in 2005.

## Personal:

Joseph Patrick Duffy... Born March 4, 1988... Son of Thomas and Anne Duffy... His father played basketball at the University of Dayton... His cousin Roger Duffy played center for the New York Jets and Pittsburgh Steelers... Majoring in Economics... Advice to youngsters: "Never throw away your dreams. If you work hard enough, you can achieve anything."

## CAREER GAME-BY-GAME STATS

### 2007-08 (FRESHMAN)

Date	Opponent	M	FG-A	3P-A	FT-A	Reb	PF	A	T	B	S	PTS
N23	vs. Utah State	1	1-2	0-0	0-0	0-0-0	0	0	0	0	0	2
D1	Georgia Tech	3	0-0	0-0	2-2	0-0-0	0	0	0	0	0	2
D8	Lipscomb	2	0-0	0-0	0-0	0-0-0	0	0	0	0	0	0
D29	Tennessee-Martin	1	0-0	0-0	0-0	0-0-0	1	0	0	0	0	0
D31	Iona	3	0-0	0-0	0-0	0-1-1	0	0	0	0	0	0
J3	Rice	4	1-1	0-0	0-0	1-0-1	1	0	0	0	1	2
J17	at Tennessee	0+	0-0	0-0	0-0	0-0-0	0	0	0	0	0	0
J27	at Florida	0+	0-0	0-0	0-0	0-0-0	0	0	0	0	0	0
F12	Kentucky	3	1-2	0-1	0-0	0-0-0	0	0	0	0	0	2
M13	vs. Auburn	1	1-1	0-0	0-0	0-0-0	0	0	0	0	0	2
M21	vs. Siena	1	0-0	0-0	0-0	0-0-0	0	0	0	0	0	0

### 2008-09 (SOPHOMORE)

Date	Opponent	M	FG-A	3P-A	FT-A	Reb	PF	A	T	B	S	PTS
N16	Morehead State	14	1-1	0-0	2-2	4	2	1	0	0	0	4
N20	Illinois	3	0-0	0-0	0-0	0	0	0	0	0	0	0
N24	MTSU	7	0-1	0-0	0-0	0	1	0	0	0	0	0
N26	Central Arkansas	16	2-2	0-0	0-0	2	0	2	0	0	0	4
N29	vs. Drake	16	2-5	0-0	0-0	5	4	0	0	0	1	4
N30	vs. VCU	4	0-0	0-0	0-0	0	2	0	2	0	0	0
D6	at Ga. Tech	0+	0-0	0-0	0-0	0	0	0	0	0	0	0
D10	Alabama A&M	2	1-2	0-0	0-0	0	0	0	0	0	0	2
D16	vs. USF	1	0-1	0-0	0-0	1	0	0	1	0	0	0
D20	Tennessee Tech	8	0-0	0-0	0-0	3	0	0	1	0	0	0
D22	Furman	12	0-1	0-0	0-0	2	2	0	1	0	0	0
D31	St. Francis	22	0-2	0-0	1-2	2	3	2	2	0	0	1
J3	at UMass	3	1-2	0-0	0-0	0	0	1	0	0	0	2
J10	at Kentucky	12	0-1	0-0	0-0	1	1	1	1	0	0	0
J25	Florida	3	0-1	0-0	0-0	1	0	0	0	0	0	0
J28	at South Carolina	1	0-0	0-0	0-0	0	1	0	0	0	0	0
F14	at Tennessee	1	0-0	0-0	0-0	1	2	0	0	1	0	0
F28	South Carolina	0+	0-0	0-0	0-0	0	0	0	0	0	0	0
M8	Arkansas	1	1-1	0-0	0-0	0	0	0	0	0	0	2



# 50

Forward

6-8 • 225

Junior-3rd

Charlotte, N.C.

Charlotte Catholic  
Phillips Exeter Academy  
(N.H.)

COMMODORE

Q&A

**Favorite NBA Team:**

Charlotte Bobcats

**One NBA player I wish  
was my teammate:**

Steve Nash

**When I was a kid**

**I tried to be like:**

My brother Mike

**A few words that describe the  
way I play basketball:**

Fundamental, versatile, scrappy

**The thing that impresses most  
about Coach Stallings:**

His passion for the game and the team.

**The best tasting food I can make:**

Duffy cheeseburgers  
on the grill

**The most famous person I've  
met:**

Jerome Bettis

## DUFFY'S OVERALL STATISTICS AT VANDERBILT

Year	GP	GS	Min	Avg	FG	FGA	Pct.	3pt	3ptA	Pct	FT	FTA	Pct	Off	Def	Tot	Avg	PF	FO	Ast	TO	Blk	Stl	Pts	Avg
2007-08	11	0	19	1.7	4	6	.667	0	1	.000	2	2	1.000	1	1	2	0.2	2	0	0	0	0	1	10	0.9
2008-09	19	0	126	6.6	8	20	.400	0	0	.000	3	4	.750	8	14	22	1.2	18	0	7	8	1	1	19	1.0
<b>TOTAL</b>	<b>30</b>	<b>0</b>	<b>145</b>	<b>4.8</b>	<b>12</b>	<b>26</b>	<b>.462</b>	<b>0</b>	<b>1</b>	<b>.000</b>	<b>5</b>	<b>6</b>	<b>.833</b>	<b>9</b>	<b>15</b>	<b>24</b>	<b>0.8</b>	<b>20</b>	<b>0</b>	<b>7</b>	<b>8</b>	<b>1</b>	<b>2</b>	<b>29</b>	<b>1.0</b>

## DUFFY'S SEC STATISTICS AT VANDERBILT

Year	GP	GS	Min	Avg	FG	FGA	Pct.	3pt	3ptA	Pct	FT	FTA	Pct	Off	Def	Tot	Avg	PF	FO	Ast	TO	Blk	Stl	Pts	Avg
2007-08	3	0	3	1.0	1	2	.500	0	1	.000	0	0	.000	0	0	0	0.0	0	0	0	0	0	0	2	0.7
2008-09	6	0	18	3.0	1	3	.333	0	0	.000	0	0	.000	1	2	3	0.5	4	0	1	1	1	0	2	0.3
<b>TOTAL</b>	<b>9</b>	<b>0</b>	<b>21</b>	<b>2.3</b>	<b>2</b>	<b>5</b>	<b>.400</b>	<b>0</b>	<b>1</b>	<b>.000</b>	<b>0</b>	<b>0</b>	<b>.000</b>	<b>1</b>	<b>2</b>	<b>3</b>	<b>0.3</b>	<b>4</b>	<b>0</b>	<b>1</b>	<b>1</b>	<b>1</b>	<b>0</b>	<b>4</b>	<b>0.4</b>





# FESTUS EZELI



3

Center

6-11 • 255

R-Sophomore-3rd  
Benin City, Nigeria

Igbinedion Educ. Center  
Jesuit HS (Calif.)

## CAREER HIGHS

Points: 11,

vs. C. Arkansas (11/26/08)

FG Made: 5,

vs. C. Arkansas (11/26/08)

FG Attempted: 7,

vs. C. Arkansas (11/26/08)

3-Pt FG Made: 0

3-Pt FG Att: 0

FT Made: 4,

vs. Arkansas (3/8/09)

FT Att: 7

vs. Arkansas (3/8/09)

Rebounds: 6,

vs. Georgia Tech (12/6/08)

Assists: 0

Blocks: 3,

3x, last vs. Arkansas (3/8/09)

Steals: 1,

2x, last at Georgia (2/25/09)

Minutes: 24,

at Kentucky (1/10/09)



VANDERBILT®





# FESTUS EZELI



## General:

Nigeria native who was a late signee for Vanderbilt in the summer of 2007... Redshirted in 2007-08... Added bulk to his frame during his redshirt season and dramatically improved his feel for the game during practice... Named Most Improved Player by Vanderbilt players at the end-of-the-year banquet... Changed his number from one to three for his redshirt freshman season.

## 2008-09 (Redshirt Freshman):

Played in 29 games and made six starts... Averaged 3.8 points, 2.6 rebounds, and 0.8 blocks per game in 12.4 minutes of action... Recorded first career points and first career rebounds in first career start against Morehead State... Tallied first blocked shots against Morehead St... Posted seven points and five rebounds in 16 minutes against Illinois... Scored career-best 11 points vs. C. Arkansas (11/26)... Tallied career highs in rebounds (6) and blocks (3) in reserve role against Ga. Tech (12/6)... Posted eight points and two rebounds in win over Alabama A&M... Scored five points in four minutes against Furman (12/22)... Posted a six-point and five rebound effort in third career start against St. Francis (12/31)... Tied his season-high for blocked shots with three in win over UMass (1/3)... Tallied two points and four rebounds in season-high 24 minutes vs. Kentucky... Notched seven points in 11 minutes off the bench vs. Auburn. The 7 pts vs. Auburn is the most vs. an SEC team this year... Started sixth game of his career vs. Alabama (2/5)... Tallied four points on 2-of-2 shooting vs. Kentucky (2/17)... Recorded four points on 2-of-3 shooting in 8 minutes vs. LSU (3/4)... Scored second-highest point total of career with 10 points in 17 minutes vs. Arkansas... Tied a career-high with three blocked shots against the Razorbacks (3/8).

## 2007-08 (Freshman):

Redshirted.

## Summer 2007:

Has never played traditional organized basketball... caught the eye of college recruiters playing AAU basketball for the Sacramento Pharoahs in summer of 2007 when he averaged ten points, 11 rebounds, and three blocks per game.

## Personal:

Ifeanyi Festus Ezeli-Ndelue... Born October 21, 1989... Son of Festus, Sr., and Patricia... Has three brothers, Ik, Chucky, and Kenny, and one sister, Oby... Majoring in Biology... Graduated from Igbiniedion Secondary School in Nigeria at the age of 14... Moved to the United States in 2004... Advice to youngsters: "Enjoy being young"... Chose Vanderbilt over Florida, Connecticut, West Virginia, Minnesota, Pacific, UC-Santa Barbara, Nevada, Reno, Creighton, South Florida, and UNLV.

## CAREER GAME-BY-GAME STATS

### 2008-09 (REDSHIRT FRESHMAN)

Date	Opponent	M	FG-A	3P-A	FT-A	Reb	PF	A	T	B	S	PTS
N16	Morehead State*	15	1-3	0-0	0-0	3	2	0	4	2	0	2
N20	Illinois	16	3-4	0-0	1-2	5	3	0	3	1	0	7
N24	MTSU	9	1-2	0-0	2-2	1	4	0	2	0	0	4
N26	Central Arkansas*	19	5-7	0-0	1-4	5	4	0	2	1	0	11
N29	vs. Drake					-DNP-						
N30	vs. VCU					-DNP-						
D3	UIC	10	1-3	0-0	1-3	0	1	0	1	1	1	3
D6	at Ga. Tech	17	1-3	0-0	1-4	6	2	0	1	3	0	3
D10	Alabama A&M	14	3-3	0-0	2-2	2	1	0	1	0	0	8
D16	vs. USF	11	1-4	0-0	2-2	3	1	1	2	1	0	4
D20	Tennessee Tech	8	0-0	0-0	1-2	1	3	0	3	0	0	1
D22	Furman	4	2-3	0-0	1-1	1	1	0	0	0	0	5
D31	St. Francis*	16	2-4	0-0	2-2	5	1	0	1	2	1	6
J3	at UMass	15	0-2	0-0	0-0	2	2	0	1	3	0	0
J10	at Kentucky*	24	0-0	0-0	2-4	4	2	0	2	0	0	2
J14	Georgia	11	0-1	0-0	0-0	1	0	0	0	1	0	0
J17	at Miss. State	13	1-2	0-0	0-0	4	1	0	2	1	0	2
J20	Tennessee	13	1-1	0-0	0-0	4	0	0	2	1	0	2
J25	Florida	19	3-4	0-0	0-2	4	2	0	4	1	0	6
J28	at South Carolina*	9	1-2	0-0	0-0	0	5	0	3	0	0	2
J31	at Auburn	11	2-3	0-0	3-6	2	4	0	0	0	0	7
F5	Alabama*	10	1-1	0-0	2-2	1	3	0	1	0	0	4
F7	Ole Miss	10	0-1	0-0	0-0	0	2	0	0	0	0	0
F14	at Tennessee	14	3-3	0-0	0-4	3	4	0	3	0	1	6
F17	Kentucky	11	2-2	0-0	0-0	2	3	0	1	0	0	4
F21	at Florida	7	0-1	0-0	0-2	1	1	0	0	0	0	0
F25	at Georgia	7	0-2	0-0	1-2	2	1	0	0	0	1	1
F28	South Carolina	10	1-2	0-0	0-0	4	1	0	2	0	1	2
M4	at LSU	8	2-3	0-0	0-0	2	1	0	1	0	0	4
M8	Arkansas	17	3-4	0-0	4-7	4	1	0	1	3	0	10
M12	Alabama	12	1-5	0-0	2-2	2	2	0	0	1	0	12

\* Started game

## COMMODORE Q & A

### Favorite NBA Team:

Phoenix Suns

### One NBA player I wish

was my teammate:

Steve Nash

### When I was a kid

I tried to be like:

Michael Jordan

### A few words that describe the

way I play basketball:

Brute force, speed, athleticism

### The thing that impresses me

most about Coach Stallings:

His relationship with his team

### The best tasting food

I can make:

Rice dishes

### Biggest influence in my life:

My parents

### Career goal (outside of hoops):

Doctor/Psychologist/Actor/

Businessman

### I'm as good as anyone at:

Making people smile

### Favorite sport besides

basketball:

Soccer

### The most famous person I've

met:

Emeka Okafor

### The person I admire most:

My father - he made it possible

for me to be here and to have

the life I live

### Nobody can believe I watch this

TV show:

Grey's Anatomy

### Favorite thing to do away from

basketball:

Hang out with friends.

## EZELI'S OVERALL STATISTICS AT VANDERBILT

Year	GP	GS	Min	Avg	FG	FGA	Pct.	3pt	3ptA	Pct	FT	FTA	Pct	Off	Def	Tot	Avg	PF	FO	Ast	TO	Blk	Stl	Pts	Avg
2008-09	29	6	360	12.4	41	75	.547	0	0	.000	28	55	.509	28	46	74	2.6	58	1	1	43	22	4	110	3.8
<b>TOTAL</b>	<b>29</b>	<b>6</b>	<b>360</b>	<b>12.4</b>	<b>41</b>	<b>75</b>	<b>.547</b>	<b>0</b>	<b>0</b>	<b>.000</b>	<b>28</b>	<b>55</b>	<b>.509</b>	<b>28</b>	<b>46</b>	<b>74</b>	<b>2.6</b>	<b>58</b>	<b>1</b>	<b>1</b>	<b>43</b>	<b>22</b>	<b>4</b>	<b>110</b>	<b>3.8</b>

## EZELI'S SEC STATISTICS AT VANDERBILT

Year	GP	GS	Min	Avg	FG	FGA	Pct.	3pt	3ptA	Pct	FT	FTA	Pct	Off	Def	Tot	Avg	PF	FO	Ast	TO	Blk	Stl	Pts	Avg
2008-09	16	3	194	12.1	20	32	.625	0	0	.000	12	29	.414	15	23	38	2.4	31	1	0	22	7	3	52	3.3
<b>TOTAL</b>	<b>16</b>	<b>3</b>	<b>194</b>	<b>12.1</b>	<b>20</b>	<b>32</b>	<b>.625</b>	<b>0</b>	<b>0</b>	<b>.000</b>	<b>12</b>	<b>29</b>	<b>.414</b>	<b>15</b>	<b>23</b>	<b>38</b>	<b>2.4</b>	<b>31</b>	<b>1</b>	<b>0</b>	<b>22</b>	<b>7</b>	<b>3</b>	<b>52</b>	<b>3.3</b>





# LANCE GOULBOURNE



5

Forward  
6-8 • 225  
Sophomore-2nd  
Brooklyn, N.Y.  
The Hun School

## CAREER HIGHS

**Points:** 17,  
vs. Kentucky (2/17/09)  
**FG Made:** 4,  
2x, last vs. Kentucky (2/17/09)  
**FG Attempted:** 8,  
at UMass (1/3/09)  
**3-Pt FG Made:** 3,  
2x, last vs. Kentucky (2/17/09)  
**3-Pt FG Att:** 5,  
vs. Kentucky (2/17/09)  
**FT Made:** 6,  
vs. Kentucky (2/17/09)  
**FT Att:** 8  
vs. Kentucky (2/17/09)  
**Rebounds:** 8,  
at UMass (1/3/09)  
**Assists:** 3,  
vs. Arkansas (3/8/09)  
**Blocks:** 2,  
vs. Ole Miss (2/7/09)  
**Steals:** 2,  
3x, last at Tennessee (2/14/09)  
**Minutes:** 22,  
vs. Kentucky (2/17/09)





# LANCE GOULBOURNE



## General:

Very skilled wing player with great athletic ability and explosiveness... Was a consensus Top 100 recruit in 2008... Also was a standout tennis player in high school, with a serve that topped out at 130 mph.

## 2008-09 (Freshman):

Played in 23 games as a true freshman... Averaged 5.1 points, and 3.3 rebounds in 2008-09... Scored his first career points with a three-pointer in the first half against Morehead St. Tallied 11 points (3-4 3PT), four rebounds and two steals in 16 minutes of action against Morehead State... Missed the next eight games with mononucleosis; returned to action against USF (12/16) and played seven minutes...

Recorded seven points and season-high seven boards in 15 minutes versus Tennessee Tech (12/20)... Scored 10 points and pulled down a career-high 8 rebounds in 18 minutes against St. Francis (12/31)... Scored in double figures for the second straight game (10) and tied season-high with 8 rebounds against UMass (1/3)... Scored seven points in 16 minutes versus Georgia... Had team-high six rebounds at Miss. State (1/17)... Was 4-for-4 from the floor and tied a career high with 11 points against Ole Miss (2/7)... Scored career-high 17 points on 4-of-7 shooting, including tying a season high with three made three-pointers in season-high 22 minutes vs. Kentucky... Notched six points and one assist in 12 minutes at Florida (2/21)... Connected on a big three pointer in the first half vs. LSU, finishing the game with three pts, and three rebounds in 13 min... Tallied six point, four rebound, and three-assist effort in win vs. Arkansas (3/8).

## The Hun School:

Averaged 16 points, eight rebounds, two blocks, two steals, and two assists in his senior season... His Hun School team were the PSIT (Piedmont School Invitational Tournament) champions in his junior and senior years... Were MAPL (Mid-Atlantic Prep League) and New Jersey Prep A State Champions in his junior season... Claimed numerous individual accolades, including First Team All-Area from 2006-08, First Team All-Prep in his junior and senior seasons, and a first team selection for the MAPL in his senior season... Was the MVP of the Primetime Shoutout, Tip-Off Classic (two times), and the Big Apple Classic, and was named the Princeton Packet Player of the Year in his senior season... Ranked as the 72nd-best recruit in the nation according to Rivals.com, and the 12th-best small forward in the country... Three-time letterwinner in tennis, and spent the last five years as a ballboy at the U.S. Open in Flushing Meadow.

## Personal:

Lance Avery Goulbourne... Born April 6, 1989 in New York, N.Y. ... Son of Laverne and Mary Goulbourne... Has a brother, Laverne, Jr. (27)... Plans to major in Human and Organizational Development... Brother played basketball at the University of Bridgeport... Nickname is LG... Chose Vanderbilt over Rutgers, Notre Dame, Marquette, and Virginia... Advice to youngsters: "Hard work beats talent when talent fails to work hard."

## CAREER GAME-BY-GAME STATS

### 2008-09 (FRESHMAN)

Date	Opponent	M	FG-A	3P-A	FT-A	Reb	PF	A	T	B	S	PTS
N16	Morehead State	16	3-4	3-4	2-4	4	0	0	2	1	2	11
N20	Illinois					-DNP-						
N24	MTSU					-DNP-						
N26	Central Arkansas					-DNP-						
N29	vs. Drake					-DNP-						
N30	vs. VCU					-DNP-						
D3	UIC					-DNP-						
D6	at Ga. Tech					-DNP-						
D10	Alabama A&M					-DNP-						
D16	vs. USF	7	0-0	0-0	0-0	1	0	0	2	0	0	0
D20	Tennessee Tech	15	3-5	0-1	1-1	7	0	0	0	1	0	7
D22	Furman	13	2-5	0-0	0-0	4	0	0	0	1	0	4
D31	St. Francis	18	3-4	0-1	4-4	8	0	0	0	0	0	10
J3	at UMass	20	3-8	0-1	4-4	8	1	0	3	1	2	10
J10	at Kentucky	9	1-3	0-1	0-0	1	0	0	1	0	0	2
J14	Georgia	16	3-5	1-1	0-0	1	1	0	1	0	1	7
J17	at Miss. State	18	1-6	0-3	0-0	4	1	0	2	1	0	2
J20	Tennessee	11	1-4	0-1	0-0	3	4	1	1	0	1	2
J25	Florida	16	2-3	0-1	0-0	6	1	0	1	1	0	4
J28	at South Carolina	10	0-3	0-1	0-0	0	2	0	1	1	0	0
J31	at Auburn	6	0-2	0-1	0-0	0	0	0	0	0	1	0
F5	Alabama	13	2-5	0-2	0-0	4	1	0	0	1	0	4
F7	Ole Miss	12	4-4	2-2	1-2	1	0	0	0	2	0	11
F14	at Tennessee	20	2-4	0-0	0-0	6	0	0	3	1	2	4
F17	Kentucky	22	4-7	3-5	6-8	2	1	0	2	0	0	17
F21	at Florida	12	2-6	1-3	1-1	0	4	1	2	0	0	6
F25	at Georgia	10	1-2	0-1	1-2	1	2	0	1	0	0	3
F28	South Carolina	16	1-2	0-0	0-1	1	2	1	1	1	0	2
M4	at LSU	13	1-1	1-1	0-0	3	2	0	0	0	0	3
M8	Arkansas	17	2-3	0-0	2-4	4	2	3	2	1	0	6
M12	Alabama	15	1-3	0-1	0-0	3	1	1	1	0	0	2

\* Started game

## COMMODORE Q & A

**Favorite NBA Team:**  
Denver Nuggets

**One NBA player I wish was my teammate:**  
Steve Nash

**When I was a kid I tried to be like:**  
Arthur Ashe

**A few words that describe the way I play basketball:**  
With heart, like my last game

**What I need to improve on to be a better player:**  
My handle

**What impresses me most about Coach Stallings:**  
He cares about his players like they were family

**The best tasting food I can make:**  
Pancakes

**I'm as good as anyone at:**  
Being dedicated

**Favorite sport other than hoops:**  
Tennis

**Person I admire most:**  
My brother

**The best advice I've received:**  
This is a marathon, not a sprint (my brother)

**Favorite Movie:**  
Glory Road

**Nobody can believe I watch this TV show:**  
Friends

**Ultimate vacation destination:**  
The Bahamas

**One thing my hometown is known for:**  
The birth place of Michael Jordan

**Favorite musical performer:**  
Nas

COMMODORES®

## GOULBOURNE'S OVERALL STATISTICS AT VANDERBILT

Year	GP	GS	Min	Avg	FG	FGA	Pct.	3pt	3ptA	Pct	FT	FTA	Pct	Off	Def	Tot	Avg	PF	FO	Ast	TO	Blk	Stl	Pts	Avg
2008-09	23	0	325	14.1	42	89	.472	11	31	.355	22	31	.710	21	54	75	3.3	25	0	7	25	12	10	117	5.1
<b>TOTAL</b>	<b>23</b>	<b>0</b>	<b>325</b>	<b>14.1</b>	<b>42</b>	<b>89</b>	<b>.472</b>	<b>11</b>	<b>31</b>	<b>.355</b>	<b>22</b>	<b>31</b>	<b>.710</b>	<b>21</b>	<b>54</b>	<b>75</b>	<b>3.3</b>	<b>25</b>	<b>0</b>	<b>7</b>	<b>25</b>	<b>12</b>	<b>10</b>	<b>117</b>	<b>5.1</b>

## GOULBOURNE'S SEC STATISTICS AT VANDERBILT

Year	GP	GS	Min	Avg	FG	FGA	Pct.	3pt	3ptA	Pct	FT	FTA	Pct	Off	Def	Tot	Avg	PF	FO	Ast	TO	Blk	Stl	Pts	Avg
2008-09	16	0	221	13.8	27	60	.450	8	23	.348	11	18	.611	13	27	40	2.5	23	0	6	17	8	6	73	4.6
<b>TOTAL</b>	<b>16</b>	<b>0</b>	<b>221</b>	<b>13.8</b>	<b>27</b>	<b>60</b>	<b>.450</b>	<b>8</b>	<b>23</b>	<b>.348</b>	<b>11</b>	<b>18</b>	<b>.611</b>	<b>13</b>	<b>27</b>	<b>40</b>	<b>2.5</b>	<b>23</b>	<b>0</b>	<b>6</b>	<b>17</b>	<b>8</b>	<b>6</b>	<b>73</b>	<b>4.6</b>





# CHARLES HINKLE



2

Guard/Forward

6-6 • 195

R-Sophomore-3rd

Los Alamitos, Calif.

Hebron Academy (N.H.)

Los Alamitos HS

## CAREER HIGHS

**Points:** 7,

vs. Saint Francis (12/31/08)

**FG Made:** 2,

vs. Saint Francis (12/31/08)

**FG Attempted:** 7,

vs. UIC (12/3/08)

**3-Pt FG Made:** 1,

5x, last vs. Alabama (2/5/09)

**3-Pt FG Att:** 5,

vs. UIC (12/3/08)

**FT Made:** 4,

vs. VCU (11/30/08)

**FT Att:** 4

vs. VCU (11/30/08)

**Rebounds:** 4,

vs. UIC (12/3/08)

**Assists:** 2,

2x, last at Florida (2/21/09)

**Blocks:** 1,

2x, last at Tennessee (2/14/09)

**Steals:** 2,

vs. Alabama A&M (12/10/08)

**Minutes:** 31,

vs. Drake (11/29/08)



VANDERBILT®





# CHARLES HINKLE



## General:

Gritty wing player with a strong feel for the game... Emerged as one of the team's more solid defenders who could guard a number of different positions.

## 2008-09 (Redshirt Freshman):

Played in 25 games... Averaged 2.0 points and 0.9 rebounds per game in 8.4 minutes of action... Played six minutes in season opener against Morehead State ... Scored first points of collegiate career with three-pointer against MTSU (11/24)... Tallied three points vs. C. Arkansas (11/26)... Tallied a then season-high in points (5) rebounds (3) and career-high 31 minutes in Cancun Challenge semifinal win over Drake (11/29)... Posted three points and two steals in 13 minutes against Alabama A&M (12/10)... Set a career-high in points scored (7) in eight minutes off the bench against St. Francis (12/31)... Gave team quality minutes in win over Alabama (2/5)... Scored five points in SEC Tournament first round game against Alabama (3/12).

## Hebron Academy (Maine):

Averaged 16.3 points, 5.9 rebounds and 2.1 assists during the 2006-07 season.

## Los Alamitos

### High School (Calif.):

Averaged 10.0 points and 5.0 rebounds during his senior season at Los Alamitos High School helping lead the Griffins to the school's first sectional championship in school history and an appearance at the California state semifinals ... The Griffins finished with a 29-5 overall mark ... Named a two-time All-Sunset League performer.

## Personal:

Charles Hinkle... Born March 11, 1988... Son of Terry and Carol Hinkle... Majoring in Human and Organizational Development... Advice to youngsters: "Hard work pays off."... Chose Vanderbilt over Iowa State, George Washington, UAB, Harvard and St. Bonaventure.

## CAREER GAME-BY-GAME STATS

### 2008-09 (REDSHIRT FRESHMAN)

Date	Opponent	M	FG-A	3P-A	FT-A	Reb	PF	A	T	B	S	PTS
N16	Morehead State	6	0-3	0-3	0-0	-DNP-	0	0	1	0	0	0
N20	Illinois					-DNP-						
N24	MTSU	6	1-2	1-1	0-0	0	1	0	0	0	0	3
N26	Central Arkansas	13	1-3	1-3	0-0	1	0	0	1	0	0	3
N29	vs. Drake	31	1-4	1-4	2-2	3	1	1	2	1	1	5
N30	vs. VCU	23	0-1	0-1	4-4	1	3	0	0	0	0	4
D3	UIC	21	1-7	0-5	0-0	4	1	1	1	0	1	2
D6	at Ga. Tech	0+	0-0	0-0	0-0	0	1	0	0	0	0	0
D10	Alabama A&M	13	1-3	1-3	0-0	1	2	0	1	0	2	3
D16	vs. USF	7	0-3	0-1	1-2	2	1	0	1	0	1	1
D20	Tennessee Tech	2	0-0	0-0	0-0	1	0	0	0	0	0	0
D22	Furman	11	1-3	1-3	0-0	2	1	1	0	0	0	3
D31	St. Francis	8	2-2	0-0	3-3	0	1	1	0	0	0	7
J3	at UMass	4	0-0	0-0	0-0	0	0	1	0	0	0	0
J10	at Kentucky					-DNP-						
J14	Georgia					-DNP-						
J17	at Miss. State	2	0-0	0-0	0-0	0	0	1	0	0	0	0
J20	Tennessee	7	1-1	1-1	0-0	2	0	0	0	0	0	3
J25	Florida	9	1-5	0-3	1-2	1	0	0	0	0	1	3
J28	at South Carolina					-DNP-						
J31	at Auburn					-DNP-						
F5	Alabama	7	1-2	1-2	0-0	0	2	0	0	0	0	3
F7	Ole Miss	4	0-0	0-0	0-0	1	0	0	0	0	0	0
F14	at Tennessee	10	1-4	0-2	0-0	0	1	2	2	1	1	2
F17	Kentucky	6	0-0	0-0	0-0	0	2	0	0	0	0	0
F21	at Florida	6	1-1	0-0	0-0	1	0	2	0	0	0	2
F25	at Georgia	3	0-2	0-2	0-0	0	0	0	0	0	0	0
F28	South Carolina	1	0-0	0-0	0-0	0	0	0	1	0	0	0
M4	at LSU					-DNP-						
M8	Arkansas	6	0-0	0-0	0-0	1	2	0	2	0	0	0
M12	Alabama	5	1-2	1-1	2-2	1	4	0	1	0	0	5

## COMMODORE Q & A

### Favorite NBA Team:

Los Angeles Lakers

### One NBA player I wish

was my teammate:

Kobe Bryant

### When I was a kid

I tried to be like:

Michael Jordan & Ray Allen

### A few words that describe the

way I play basketball:

Smart player, can shoot from anywhere

### The thing that impresses me

most about Coach Stallings:

His passion

### The best tasting food

I can make:

Eggs

### Biggest influence in my life:

My grandfather

### The most famous person I've met:

Shaquille O'Neal

### Biggest influence on my life:

My parents

### Favorite sport besides basketball:

Football

### I picked my jersey number because:

They told me I was a Division 2 player

### Favorite musical performer:

Lil' Wayne

### Best advice I've received (and who gave it to you):

I Am, Therefore I Can  
(Coach Wayne Slappy)

### Most important thing I've learned since coming to Vanderbilt:

How to manage my time

### Favorite sport besides basketball:

Football

### Career goal (outside of hoops):

Become successful in whatever I do

## HINKLE'S OVERALL STATISTICS AT VANDERBILT

Year	GP	GS	Min	Avg	FG	FGA	Pct.	3pt	3ptA	Pct	FT	FTA	Pct	Off	Def	Tot	Avg	PF	FO	Ast	TO	Blk	Stl	Pts	Avg
2008-09	25	0	211	8.4	14	48	.292	8	35	.229	13	15	.867	4	18	22	0.9	23	0	11	12	2	7	49	2.0
<b>TOTAL</b>	<b>25</b>	<b>0</b>	<b>211</b>	<b>8.4</b>	<b>14</b>	<b>48</b>	<b>.292</b>	<b>8</b>	<b>35</b>	<b>.229</b>	<b>13</b>	<b>15</b>	<b>.867</b>	<b>4</b>	<b>18</b>	<b>22</b>	<b>0.9</b>	<b>23</b>	<b>0</b>	<b>11</b>	<b>12</b>	<b>2</b>	<b>7</b>	<b>49</b>	<b>2.0</b>

## HINKLE'S SEC STATISTICS AT VANDERBILT

Year	GP	GS	Min	Avg	FG	FGA	Pct.	3pt	3ptA	Pct	FT	FTA	Pct	Off	Def	Tot	Avg	PF	FO	Ast	TO	Blk	Stl	Pts	Avg
2008-09	11	0	61	5.5	5	15	.333	2	10	.200	1	2	.500	2	4	6	0.5	7	0	5	5	1	2	13	1.2
<b>TOTAL</b>	<b>11</b>	<b>0</b>	<b>61</b>	<b>5.5</b>	<b>5</b>	<b>15</b>	<b>.333</b>	<b>2</b>	<b>10</b>	<b>.200</b>	<b>1</b>	<b>2</b>	<b>.500</b>	<b>2</b>	<b>4</b>	<b>6</b>	<b>0.5</b>	<b>7</b>	<b>0</b>	<b>5</b>	<b>5</b>	<b>1</b>	<b>2</b>	<b>13</b>	<b>1.2</b>





# DARSHAWN McCLELLAN



## 21

Forward  
6-7 • 240  
Junior-3rd  
Fresno, Calif.  
Edison HS

### CAREER HIGHS

**Points:** 10,  
at Kentucky (1/12/08)  
**FG Made:** 3, 4x, last  
at Alabama (3/8/08)  
**FG Attempted:** 8,  
vs. UT Martin (12/29/07)  
**3-Pt FG Made:** 1, 3x, last  
at Arkansas (3/1/08)  
**3-Pt FG Att:** 1, 3x, last  
at Arkansas (3/1/08)  
**FT Made:** 4, 3x, last  
at Kentucky (1/12/08)  
**FT Att:** 8,  
vs. Georgia Tech (12/1/07)  
**Rebounds:** 9  
vs. UMass (1/5/08)  
**Assists:** 3, 2x, last  
at Tennessee (1/17/08)  
**Blocks:** 3  
vs. UMass (1/5/08)  
**Steals:** 2, 2x, last  
vs. Iona (12/31/07)  
**Minutes:** 25,  
vs. UMass (1/5/08)



VANDERBILT®





# DARSHAWN McCLELLAN



## General:

Powerfully built player who can play either forward position... Possesses good ball handling skills and can pass and defend...Has played in every game in his Vanderbilt career.

## 2008-09 (Sophomore):

Played in all 31 games and started 10 contests...Averaged 2.1 points, 3.0 rebounds, and 1.1 assists per game in 16.9 minutes per game... Made six consecutive starts from December 31 to January 20...Tied a career high with 10 points on 4-7 shooting in 26 minutes against UMass... The four field goals made against the Minutemen was a career best... Dished out a career-high four assists against Drake (11/29) and Alabama A&M (12/10)...Made two three-point baskets against South Florida (12/16) and at UMass (1/3)...Had season-best seven rebounds on two occasions, vs. VCU in Cancun (11/30) and at Kentucky (1/10)... Played career-high 29 minutes against VCU in Cancun... Also tallied two steals against the Rams... Led the team in rebounds and steals against VCU.



## 2007-08 (Freshman):

Played in all 34 games and made two starts (at Ole Miss, vs. Auburn)...Scored two points and grabbed three rebounds in collegiate debut vs. Austin Peay (11/10)...scored two points vs. Valparaiso (11/20)...Played career-best 17 minutes vs. Utah State (11/23)...Scored six points in both games at South Padre Invitational; was 4-of-4 from the floor in the tournament...Grabbed five rebounds vs. Utah State...Scored career eight points against Tennessee-Martin...Set new career highs in minutes played (25), rebounds (9) and blocks (3) against UMass...Scored career-high 10 points in double overtime loss at Kentucky (1/12)...Tallied six points in 14 minutes of action at Alabama (3/8)...Made season and career-best three field goals in five games.

## Edison High School:

Averaged 18 points and 10 rebounds as a senior at Edison High School in Fresno, Calif. ... Helped the Tigers to a 25-6 overall record and the 2007 Central Section Division II Championship ... Received tournament's Most Outstanding Player award after posting 27 points, 12 rebounds and three steals in the title contest ... Named Division II All-State by CalHighSports.com and a First Team All-Star by the Fresno Bee ... Ranks as one of the all-time leading scorers at Edison and won the AAU national tournament championship in 2006 as a member of the Elite Basketball Organization.

## Personal:

Darshawn McClellan...Born January 26, 1989...Son of Lori Bohanna...Has a brother Steven and sister Taylor...Majoring in Human and Organizational Development...Advice to youngsters: "Anything is possible if you work hard and you put your mind to it."...Chose Vanderbilt over Fresno State, Washington, Louisville, Cal-Poly, and Pacific.

## COMMODORE Q & A

### Favorite NBA Team:

1996 Bulls

### One NBA player I wish

was my teammate:

LeBron James

### When I was a kid

I tried to be like:

Michael Jordan

### A few words that describe the way I play basketball:

Hard, Intense, With Passion & Love

### The thing that impresses me most about Coach Stallings:

His dedication

### The best tasting food

I can make:

Tacos

### Biggest influence in my life:

My mother and God

### Favorite part about playing at Memorial Gym

The atmosphere

### Favorite sport other than basketball

Football

### The person(s) I admire most:

The women in my family

### Nobody can believe I watch this TV show:

The Family Guy

### I picked my jersey number because:

Kevin Garnett wears it

### Favorite musical performer:

Lil' Wayne

### Favorite movie:

Above the Rim

### Favorite thing to do away from basketball:

Play video games and rap

### Age I first picked up a basketball:

5

COMMODORES®



# DARSHAWN McCLELLAN

## CAREER GAME-BY-GAME STATS

### 2007-08 (FRESHMAN)

Date	Opponent	M	FG-A	3P-A	FT-A	Reb	PF	A	T	B	S	PTS
N10	Austin Peay	16	1-2	0-0	0-1	0-3-3	4	2	2	1	0	2
N13	at Toledo	12	0-1	0-0	0-2	1-3-4	3	0	3	0	1	0
N20	Valparaiso	12	1-3	0-0	0-0	1-1-2	2	0	0	1	1	2
N23	vs. Utah State	17	1-1	0-0	4-6	1-4-5	0	0	0	1	2	6
N24	vs. Bradley	12	3-3	0-0	0-0	0-0-0	1	0	1	0	0	6
N29	South Alabama	15	0-2	0-1	0-0	3-3-6	1	0	0	0	0	0
D1	Georgia Tech	16	0-2	0-1	4-8	2-3-5	3	0	0	0	0	4
D5	Wake Forest	11	1-2	1-1	0-0	0-0-0	1	0	0	0	0	3
D8	Lipscomb	18	1-6	0-1	2-2	3-3-6	1	0	1	0	0	4
D12	at DePaul	5	0-0	0-0	0-0	0-1-1	2	0	1	0	0	0
D22	Tennessee State	17	2-5	0-0	0-1	3-3-6	1	0	0	0	0	4
D29	Tennessee-Martin	16	3-8	0-0	2-4	4-1-5	1	1	0	0	0	8
D31	Iona	19	0-1	0-0	1-2	1-0-1	2	2	2	0	2	1
J3	Rice	15	0-2	0-0	0-2	0-3-3	1	2	1	1	0	0
J5	Massachusetts	25	2-3	0-0	1-2	1-8-9	0	0	2	3	1	5
J9	South Carolina	10	2-2	0-0	0-0	2-2-4	0	1	1	0	0	4
J12	at Kentucky	22	3-5	0-0	4-5	1-2-3	2	3	2	0	0	10
J17	at Tennessee	20	2-3	1-1	0-0	3-3-6	0	3	2	0	0	5
J19	LSU	21	3-3	1-1	1-3	2-4-6	4	2	0	1	1	8
J27	at Florida	8	1-2	0-0	0-0	0-1-1	1	0	1	0	0	2
J30	at Ole Miss*	23	1-4	0-0	0-0	1-4-5	2	2	1	1	0	2
F2	Auburn*	13	0-3	0-0	0-0	2-0-2	2	1	0	0	0	0
F6	at Georgia	13	1-2	0-0	0-0	0-0-0	1	0	0	0	1	2
F9	at South Carolina	10	0-1	0-0	0-0	1-1-2	0	0	0	0	0	0
F12	Kentucky	14	1-3	0-1	0-0	1-1-2	3	0	0	0	0	2
F16	Florida	16	0-1	0-0	0-0	0-2-2	2	1	2	1	1	0
F23	Georgia	13	0-1	0-1	0-0	0-3-3	0	1	0	0	1	0
F26	Tennessee	17	0-1	0-1	0-2	1-2-3	2	0	1	2	0	0
M1	at Arkansas	12	1-1	1-1	0-0	0-1-1	2	0	2	0	0	3
M5	Mississippi State	5	0-0	0-0	0-0	0-0-0	2	0	0	0	0	0
M8	at Alabama	14	3-4	0-0	0-0	1-3-4	1	1	0	0	0	6
M13	vs. Auburn	10	0-0	0-0	0-0	1-0-1	1	1	2	0	0	0
M14	vs. Arkansas	4	0-0	0-0	1-2	0-1-1	1	0	0	0	0	1
M21	vs. Siena	8	0-0	0-0	2-2	1-0-1	2	0	0	0	1	2

\* Started game

### 2008-09 (SOPHOMORE)

Date	Opponent	M	FG-A	3P-A	FT-A	Reb	PF	A	T	B	S	PTS
N16	Morehead State	15	0-0	0-0	2-2	1	2	1	1	0	0	2
N20	Illinois*	20	1-4	0-0	1-3	0	0	2	0	0	0	3
N24	MTSU	9	0-1	0-0	0-0	2	3	0	0	1	0	0
N26	Central Arkansas	18	0-0	0-0	2-2	4	1	0	0	2	0	2
N29	vs. Drake*	22	1-1	0-0	0-1	0	4	4	3	1	1	2
N30	vs. VCU*	29	1-5	0-0	1-2	7	0	3	3	0	2	3
D3	UIC*	10	0-0	0-0	0-0	1	2	0	2	0	0	0
D6	at Ga. Tech	14	0-3	0-0	0-0	1	2	1	1	0	0	0
D10	Alabama A&M	17	0-0	0-0	0-0	0	1	4	1	1	0	0
D16	vs. USF	21	3-7	2-3	1-2	5	4	1	2	0	1	9
D20	Tennessee Tech	22	1-2	1-1	0-0	3	2	2	3	0	1	3
D22	Furman	18	1-1	0-0	1-1	0	3	1	1	0	0	3
D31	St. Francis*	21	2-6	0-2	1-2	5	1	0	0	0	0	5
J3	at UMass*	26	4-7	2-3	0-0	5	2	3	0	1	0	10
J10	at Kentucky*	23	2-10	1-5	0-0	7	3	1	1	0	0	5
J14	Georgia*	20	1-5	0-2	0-0	3	0	1	3	1	0	2
J17	at Miss. State*	21	1-3	0-1	0-0	4	1	1	0	0	0	2
J20	Tennessee*	16	0-2	0-2	0-0	0	1	0	2	0	0	0
J25	Florida	5	0-1	0-0	0-0	0	1	0	0	0	0	0
J28	at South Carolina	18	0-3	0-1	0-0	5	1	0	2	1	0	0
J31	at Auburn	11	1-1	0-0	3-8	4	4	1	0	0	1	5
F5	Alabama	2	1-3	0-0	0-0	5	2	2	1	0	0	2
F7	Ole Miss	20	1-2	0-0	0-0	4	3	1	0	0	0	2
F14	at Tennessee	12	0-0	0-0	0-0	3	0	0	1	0	1	0
F17	Kentucky	9	0-0	0-0	0-0	3	0	0	1	0	0	0
F21	at Florida	4	0-1	0-0	0-0	2	0	0	0	0	0	0
F25	at Georgia	12	2-3	0-0	0-0	3	2	0	1	0	0	4
F28	South Carolina	27	0-2	0-1	0-0	6	1	3	2	0	0	0
M4	at LSU	16	0-2	0-1	0-0	1	5	1	0	0	0	0
M8	Arkansas	15	0-3	0-1	0-1	5	1	0	2	1	0	0
M12	Alabama	13	0-1	0-0	0-0	3	0	2	1	0	0	0

\* Started game



### MCCLELLAN'S OVERALL STATISTICS AT VANDERBILT

Year	GP	GS	Min	Avg	FG	FGA	Pct.	3pt	3ptA	Pct	FT	FTA	Pct	Off	Def	Tot	Avg	PF	FO	Ast	TO	Blk	Stl	Pts	Avg
2007-08	34	2	479	14.1	33	77	.429	4	10	.400	22	44	.500	37	66	103	3.0	51	0	23	27	12	12	92	2.7
2008-09	31	10	523	16.9	23	79	.291	6	23	.261	12	24	.500	26	66	92	3.0	52	1	35	34	9	7	64	2.1
<b>TOTAL</b>	<b>65</b>	<b>12</b>	<b>1002</b>	<b>15.4</b>	<b>56</b>	<b>156</b>	<b>.359</b>	<b>10</b>	<b>33</b>	<b>.303</b>	<b>34</b>	<b>68</b>	<b>.500</b>	<b>63</b>	<b>132</b>	<b>195</b>	<b>3.0</b>	<b>103</b>	<b>1</b>	<b>58</b>	<b>61</b>	<b>21</b>	<b>19</b>	<b>156</b>	<b>2.4</b>

### MCCLELLAN'S SEC STATISTICS AT VANDERBILT

Year	GP	GS	Min	Avg	FG	FGA	Pct.	3pt	3ptA	Pct	FT	FTA	Pct	Off	Def	Tot	Avg	PF	FO	Ast	TO	Blk	Stl	Pts	Avg
2007-08	16	2	231	14.4	18	36	.500	3	6	.500	5	10	.500	15	29	44	2.8	24	0	15	12	5	4	44	2.8
2008-09	16	4	248	15.5	9	41	.220	1	14	.071	3	9	.333	14	41	55	3.4	25	1	11	16	3	2	22	1.4
<b>TOTAL</b>	<b>32</b>	<b>6</b>	<b>479</b>	<b>15.0</b>	<b>27</b>	<b>77</b>	<b>.351</b>	<b>4</b>	<b>20</b>	<b>.200</b>	<b>8</b>	<b>19</b>	<b>.421</b>	<b>29</b>	<b>70</b>	<b>99</b>	<b>3.1</b>	<b>49</b>	<b>1</b>	<b>26</b>	<b>28</b>	<b>8</b>	<b>6</b>	<b>66</b>	<b>2.1</b>



# CHRIS MERIWETHER



## General:

Nashville native who made the team as a walk on during tryouts in October.

## 2008-09 (Junior):

Saw action in five games... Scored the first two points of his college career at UMass (1/3) in three minutes of action.

## Father Ryan High School:

Won the Leo Long Award for academic excellence and sportsmanship at Father Ryan, and was voted the team captain and team MVP in his senior season... Voted the team's most improved player in his junior year by his teammates... Averaged 10.0 points, 4.5 assists, 3.0 rebounds and 2.5 steals as a senior... Was a member of the National Honor Society, the National Society of High School Scholars and the Spanish Honor Society... Listed as a Wendy's High School Heisman nominee in his senior year.

## Personal:

Christopher Julius Meriwether... Born Aug. 2, 1988... Son of Chuck and Curline Meriwether... Has a brother, Jeremy (22)... Majoring in political science... Nickname Bullet or Flash... Advice to youngsters: "With hard work and a positive attitude, anything is possible."

## CAREER GAME-BY-GAME STATS

### 2007-08 (Junior)

Date	Opponent	M	FG-A	3P-A	FT-A	Reb	PF	A	T	B	S	PTS
N26	Central Arkansas	1	0-0	0-0	0-0	0	1	0	0	0	0	0
D10	Alabama A&M	2	0-0	0-0	0-0	0	1	0	1	0	0	0
D31	St. Francis	2	0-0	0-0	0-0	0	0	0	0	0	0	0
J3	at UMass	3	1-1	0-0	0-0	0	0	0	0	0	0	2
M8	Arkansas	1	0-0	0-0	0-0	0	0	0	0	0	0	0

• Started game



# 10

Guard

6-0 • 180

Senior-2nd

Nashville, Tenn.

Father Ryan HS

COMMODORE

Q&A

**Favorite NBA Team:**

L.A. Lakers

**One NBA player I wish was my teammate:**

Kobe Bryant

**When I was a kid I tried to be like:**

My big brother Jeremy

**A few words that describe the way I play basketball:**

Controlled chaos

**The thing that impresses me most about Coach Stallings:**

His sense of humor

**The best tasting food I can make:**

German Chocolate Cake

**The biggest influence in my life:**

My family

**The best advice I've received (and who gave it to you):**

"The best way to predict your future is to create it."  
(Coach Stallings)

## MERIWEATHER'S OVERALL STATISTICS AT VANDERBILT

Year	GP	GS	Min	Avg	FG	FGA	Pct.	3pt	3ptA	Pct	FT	FTA	Pct	Off	Def	Tot	Avg	PF	FO	Ast	TO	Blk	Stl	Pts	Avg
2008-09	5	0	9	1.8	1	1	1.000	0	0	.000	0	0	.000	0	0	0	0.0	2	0	0	1	0	0	2	0.4
<b>TOTAL</b>	<b>5</b>	<b>0</b>	<b>9</b>	<b>1.8</b>	<b>1</b>	<b>1</b>	<b>1.000</b>	<b>0</b>	<b>0</b>	<b>.000</b>	<b>0</b>	<b>0</b>	<b>.000</b>	<b>0</b>	<b>0</b>	<b>0</b>	<b>0.0</b>	<b>2</b>	<b>0</b>	<b>0</b>	<b>1</b>	<b>0</b>	<b>0</b>	<b>2</b>	<b>0.4</b>

## MERIWEATHER'S SEC STATISTICS AT VANDERBILT

Year	GP	GS	Min	Avg	FG	FGA	Pct.	3pt	3ptA	Pct	FT	FTA	Pct	Off	Def	Tot	Avg	PF	FO	Ast	TO	Blk	Stl	Pts	Avg
2008-09	1	0	1	1.0	0	0	.000	0	0	.000	0	0	.000	0	0	0	0.0	0	0	0	0	0	0	0	0.0
<b>TOTAL</b>	<b>1</b>	<b>0</b>	<b>1</b>	<b>1.0</b>	<b>0</b>	<b>0</b>	<b>.000</b>	<b>0</b>	<b>0</b>	<b>.000</b>	<b>0</b>	<b>0</b>	<b>.000</b>	<b>0</b>	<b>0</b>	<b>0</b>	<b>0.0</b>	<b>0</b>	<b>0</b>	<b>0</b>	<b>0</b>	<b>0</b>	<b>0</b>	<b>0</b>	<b>0.0</b>



# AARON NOLL



# 14

**Forward**

6-7 • 220

**Sophomore-2nd**  
Fort Mitchell, Ky.  
Covington Catholic HS

## COMMODORE Q&A

**Favorite NBA Team:**

Cleveland/New Orleans

**One NBA player I wish was my teammate:**

LeBron

**Favorite sport other than basketball:**

Volleyball, tennis, soccer

**Favorite musical performer:**

Red Hot Chili Peppers

**Favorite movie:**

Shawshank Redemption

**The best tasting food I can make:**

Christmas cookies

**The biggest influence in my life:**

My parents

**Career goal:**

Become a doctor

**Ultimate vacation destination:**

Hawaii

**My best non-athletic talent:**

Juggling

## CAREER GAME-BY-GAME STATS

### 2007-08 (Freshman)

Date	Opponent	M	FG-A	3P-A	FT-A	Reb	PF	A	T	B	S	PTS
D10	Alabama A&M	1	0-0	0-0	0-0	1	0	0	0	0	0	0
D31	St. Francis	2	1-1	0-1	0-0	0	0	0	0	0	0	2
J3	at UMass	1	0-0	0-0	0-0	0	0	0	0	0	0	0

• Started game



### General:

Made the team as a walk on during tryouts in October.

### 2008-09 (Freshman):

Saw action in three games, and made the first two points of his collegiate career against St. Francis (12/31)...Grabbed the first rebound of his career against Alabama A&M.

### Covington Catholic:

Was a part of a Covington Catholic team that captured the Ninth Region Tournament and were 34th District Champions in 2006 and 2007... Averaged nine points, seven rebounds, two assists, one steal and 1.5 blocks his senior year... Was named to the Academic All-State team in his junior and senior seasons... Named his team's most improved player in his junior year, and won the Toyota Classic Academic Award in his junior and senior campaigns... Was on the AAU State Champion (Shining Stars) in his junior season... Listed as a Wendy's High School Heisman State Finalist... Excelled in the classroom at Covington Catholic, where he was named Valedictorian and Senior Class President... Was also a National Merit Scholarship finalist, a Kentucky Governor's Scholar, and his school's treasurer for the National Honor Society.

### Personal:

Aaron Robert Noll... Born Oct. 30, 1989... Son of Bob and Rhonda Noll... Has two brothers, Andrew (22) and Danny (20), and one sister, Krista (17)... Majoring in biology (Pre-Med)... Advice to youngsters: "Never let anyone tell you that you can't do something if you put your mind to it."

### NOLL'S OVERALL STATISTICS AT VANDERBILT

Year	GP	GS	Min	Avg	FG	FGA	Pct.	3pt	3ptA	Pct.	FT	FTA	Pct.	Off	Def	Tot	Avg	PF	FO	Ast	TO	Blk	Stl	Pts	Avg
2008-09	3	0	4	1.3	1	1	1.000	0	0	.000	0	1	.000	0	1	1	0.3	0	0	0	0	0	0	2	0.7
<b>TOTAL</b>	<b>3</b>	<b>0</b>	<b>4</b>	<b>1.3</b>	<b>1</b>	<b>1</b>	<b>1.000</b>	<b>0</b>	<b>0</b>	<b>.000</b>	<b>0</b>	<b>1</b>	<b>.000</b>	<b>0</b>	<b>1</b>	<b>1</b>	<b>0.3</b>	<b>0</b>	<b>0</b>	<b>0</b>	<b>0</b>	<b>0</b>	<b>0</b>	<b>2</b>	<b>0.7</b>

### NOLL'S SEC STATISTICS AT VANDERBILT

Year	GP	GS	Min	Avg	FG	FGA	Pct.	3pt	3ptA	Pct.	FT	FTA	Pct.	Off	Def	Tot	Avg	PF	FO	Ast	TO	Blk	Stl	Pts	Avg
2008-09	0	0	0	0.0	0	0	.000	0	0	.000	0	0	.000	0	0	0	0.0	0	0	0	0	0	0	0	0.0
<b>TOTAL</b>	<b>0</b>	<b>0</b>	<b>0</b>	<b>0.0</b>	<b>0</b>	<b>0</b>	<b>.000</b>	<b>0</b>	<b>0</b>	<b>.000</b>	<b>0</b>	<b>0</b>	<b>.000</b>	<b>0</b>	<b>0</b>	<b>0</b>	<b>0.0</b>	<b>0</b>	<b>0</b>	<b>0</b>	<b>0</b>	<b>0</b>	<b>0</b>	<b>0</b>	<b>0.0</b>





## 4

Center  
6-11 • 250  
Junior-3rd  
Sydney, Australia  
Australian Institute of Sport

### CAREER HIGHS

**Points:** 33,  
at LSU (3/4/09)  
**FG Made:** 12,  
3x, last at LSU (3/4/09)  
**FG Attempted:** 17,  
at LSU (3/4/09)  
**3-Pt FG Made:** 2,  
2x, last vs. Alabama (2/5/09)  
**3-Pt FG Att:** 2,  
2x, last vs. Alabama (2/5/09)  
**FT Made:** 12,  
vs. Iona (12/31/07)  
**FT Att:** 14,  
at LSU (3/4/09)  
**Rebounds:** 13,  
vs. South Florida (12/16/08)  
**Assists:** 6,  
vs. Alabama (3/12/09)  
**Blocks:** 5,  
at Kentucky (1/12/08)  
**Steals:** 4,  
vs. Georgia (1/14/09)  
**Minutes:** 34,  
at Kentucky (1/12/08)

COMMODORES®



# A.J. OGILVY

## General:

Mobile big man with strong physical presence inside who reached the 1,000 point barrier in 2008-09, the first sophomore in the history of Vanderbilt basketball to accomplish the feat... Was a second-team All-SEC selection by the league's coaches and an honorable mention pick by the league's media as a sophomore... Set a new Vanderbilt freshman scoring record with 578 points and led all freshman in the SEC in scoring at 17.0 points per game in 2007-08.

## 2008-09 (Sophomore):

Played in 29 games and started 28... Averaged 15.4 points, 7.1 rebounds, 1.3 assists, and 1.7 blocks per game... Posted the team's highest rebound average since 2006, when Julian Terrell had 7.2 rebounds per game... Blocked 48 shots in 2008-09, and now has a total of 97 blocks, which puts him in fourth all-time on the Vanderbilt all-time blocks list... his 1.54 blocks per game average would be an all-time best for a career... Shot 54.3% (152-280) in 2008-09, pushing his all-time field goal percentage in a Vanderbilt uniform to 56.8%, which would be third all-time... Tallied five double-doubles and scored in double figures in all but four games in his sophomore year... Had career-high 33-point performance in win at LSU (3/4); also added 10 rebounds against the Tigers... Had 20 points and 13 rebounds vs. USF (12/16); the 13 rebounds was a new career high... Other double-doubles came against MTSU on 11/24 (19 points, 11 rebounds), versus Alabama on 2/5 (20 points, 12 rebounds), and against Arkansas on 3/8 (12 points, 10 rebounds)... Had double-digit rebound performances in six games... Tallied 12 points and two blocks in 21 minutes in season opener against Morehead State (11/16)... Scored a team-high 13 points on 5-11 shooting while grabbing seven rebounds in loss to Illinois (11/20)... Named Cancun Challenge MVP after averaging 19 points and five rebounds in final two games of tournament, including a 25-point performance against VCU (11/30)... Tallied 15 points and seven rebounds in 30 minutes against Ga. Tech (12/8)... Posted a 17 point and eight rebound effort in win over Alabama A&M... Tallied career highs in rebounds (13) and steals (3) in 20-point effort against USF (12/16)... Tallied third straight 20-point game against Furman (12/22)... Missed the first game of his career with a heel injury on 12/31 vs. St. Francis... Battled a heel problem and an upper respiratory illness for a week (1/20-1/28); scored 14 points in three games during that span... Scored 14 points and pulled down eight rebounds in return to the line-up versus UMass... Posted a game-high 18 points and career-high four steals in win over Georgia (1/14)... Tallied 14 points and six rebounds at Miss. St. (1/17)... Notched 14 points, six rebounds and five assists in win over Auburn (1/31)... Was 2-for-2 from beyond the arc vs. Alabama (2/5)... Scored 17 points and had nine rebounds vs. Ole Miss (2/7)... Notched 15 points to go along with 8 rebounds in 29 minutes in win over UK (2/17)... Made 9-of-13 shots from the field to lead VU in scoring with 18 pts at Florida (2/21)... Scored a then-career-high 28 points, converting on 12-of-15 shots to go along with five rebounds and four block shots in win over South Carolina (2/28)... Posted fourth double-double of the season with a career-high 33 points and 10 rebounds in win over LSU (3/4)... Became the first VU sophomore to reach the 1,000 point plateau in win at LSU... Tallied second straight double-double with 12 points and 10 rebounds vs. Arkansas (3/8).

## Summer 2008:

Attended try-out camps for the 2008 Australian Olympic Basketball team... Made the 20-player team who played a three game series vs. Iran and a two-game set with New Zealand.

## 2007-08 (Freshman):

Played in 34 games and started 33... Scored in double digits in 32 games, and surpassed the 20-point barrier 11 times... Unanimous selection to All-SEC Freshman team and was a second team All-SEC selection by coaches and media... Finished 8th in the league in scoring, 9th in rebounding (6.7), 4th in field goal percentage (.588), 4th in free throw percentage (.769), and 7th in blocked shots (1.44/g)... Ended the season 20th in the nation in field goal percentage... Attempted the most free throws in the SEC in 2007-08 (229)... Named SEC Freshman of the Week three times... Had four double-doubles on the season... Scored 18 points and grabbed nine rebounds in collegiate debut vs. Austin Peay (11/10), the best start for a VU freshman since Phil Cox scored 30 points to open the season in the 1981-82 campaign; also added two blocks and one steal and was named SEC Freshman of the Week... Tallied 20 points at Toledo... Scored 21 points, 19 in second half, in win over Valparaiso (11/20); was also 9-for-9 from charity stripe against Crusaders... Named to South Padre Invitational All-Tournament team, when he averaged 16.5 points and 4.0 rebounds per game... Made eight field goals and was 7-for-9 from the charity stripe vs. Bradley (11/24)... Had career-best two steals vs. Utah State (11/23)... Notched first career double-double against Lipscomb with 26 points and 10 rebounds... Set career highs in free throws made (12) and free throws attempted (13) against Iona (12/31)... Recorded second double-double against UMass, scoring 25 points and bringing down a career-high 11 rebounds... Recorded second-straight 25 point performance against South Carolina... Blocked career-high five shots in loss at Kentucky (1/12)... Dished out career-high five assists and scored 15 points in win at South Carolina (2/9)... Recorded third career double-double against Kentucky (2/12) with 19 points and 12 rebounds... Had 49 blocks on the season, which is the fourth most in a season in Vanderbilt history and the most in a season since Chris Woods blocked 50 shots in the 1994-95 season... Scored 20 points and grabbed six rebounds at Arkansas (3/1)... Recorded fourth double-double of the season against Alabama (3/8), scoring 17 points and grabbing 10 rebounds... Scored career-high 27 points and made a career-high 12 field goals in SEC Tournament win over Auburn (3/13)... Tallied team-high 18 points against Siena (3/21) in first round of NCAA Tournament.

## Australian Institute of Sport:

Averaged 22.3 points and 9.8 rebounds while shooting 69 percent from the field and 78.8 percent from the foul line in nine games while representing Australia at the FIBA Under-19 World Championship in July 2007. He finished third in scoring at the event and posted six double-doubles, including a 32-point and 11-rebound effort against Spain. He helped the Australians sweep the field in Group F and finish fifth with an 8-1 mark, losing to Brazil in the quarterfinals... Averaged 18.3 points and 7.4 in 17 games during a shortened season played for the Australian Institute of Sport in the premier summer league - the South East Australian Basketball League (2007)... Averaged 16.5 points, 9.7 rebounds and 3.0 blocks in the 2006 Under-20 Nationals. Ogilvy was named to the Oceania Under 19 Championship All-Star team after averaging 15 points, 10 rebounds and two blocks while competing in the 2006 qualifying series against New Zealand... Other accolades include representing the country at the Youth Olympics and being named the 2005 New South Wales Junior Basketball Player of the Year.

## Personal:

Andrew Ogilvy ... Born June 17, 1988 in Sydney, Australia ... Son of Aileen and Paul Ogilvy ... Has two brothers, Damien and Tim and a sister, Lisa ... Majoring in Economics ... Chose Vanderbilt over UNLV, New Mexico and St. Mary's.

## COMMODORE Q & A

### Favorite NBA Teams:

Detroit Pistons/Phoenix Suns

### One NBA player I wish was my teammate:

Steve Nash

### When I was a kid

### I tried to be like:

Michael Jordan

### A few words that describe the way I play basketball:

Aggressive with various ways to score

### The thing that impresses me most about Coach Stallings:

His genuine care for each player

### The best tasting food

### I can make:

Pasta

### The people I admire most:

Parents and family

### Favorite sport other than basketball:

Australian Football League

### The best advice I've ever received:

Aim for the stars, and you might end up in the clouds. Aim for mediocrity, and you'll end up in the gutter (My mom).

### Biggest Influence In My Life:

Coaches and parents, especially junior coaches

### Favorite thing to do away from basketball:

Chill and listen to music

### Career goal (outside of basketball):

Become a physiotherapist

### I'm as good as anyone at:

Being lazy

### The most famous person I've met:

Lauren Jackson

### Favorite part about playing at Memorial Gym:

The atmosphere the crowd creates

### Age I first picked up a basketball:

7





## CAREER GAME-BY-GAME STATS

### 2007-08 (FRESHMAN)

Date	Opponent	M	FG-A	3P-A	FT-A	Reb	PF	A	T	B	S	PTS
N10	Austin Peay*	24	6-9	0-0	6-7	3-6-9	3	0	3	2	1	18
N13	at Toledo*	28	9-12	0-0	2-4	3-1-4	4	1	1	2	1	20
N20	Valparaiso*	22	6-9	0-0	9-9	0-7-7	3	2	3	2	0	21
N23	vs. Utah State*	21	3-6	0-0	4-5	0-5-5	2	0	1	0	2	10
N24	vs. Bradley*	31	8-12	0-0	7-9	1-2-3	4	1	2	1	1	23
N29	South Alabama*	31	7-10	0-0	5-6	1-7-8	2	3	2	2	2	19
D1	Georgia Tech*	22	6-7	0-0	4-6	1-5-6	2	0	1	1	0	16
D5	Wake Forest*	26	7-10	0-0	9-10	1-4-5	3	1	2	2	0	23
D8	Lipscomb*	22	9-12	0-1	8-12	3-7-10	4	1	2	1	1	26
D12	at DePaul*	27	9-15	0-0	1-5	2-7-9	3	2	3	0	1	19
D22	Tennessee State*	25	4-8	0-0	6-6	2-4-6	4	1	2	1	0	14
D29	Tennessee-Martin*	29	6-11	0-0	9-9	6-3-9	1	1	1	1	0	21
D31	Iona*	24	4-6	0-0	12-13	1-8-9	0	2	2	2	2	20
J3	Rice*	20	7-10	0-0	0-0	3-6-9	4	1	3	0	1	14
J5	Massachusetts*	32	9-15	0-0	7-9	5-6-11	3	1	4	1	1	25
J9	South Carolina*	31	9-17	0-0	7-8	4-2-6	3	0	3	1	1	25
J12	at Kentucky*	34	6-11	0-0	4-7	1-4-5	4	2	2	5	1	16
J17	at Tennessee*	21	4-9	0-0	4-8	0-5-5	3	2	4	1	1	12
J19	LSU*	19	2-6	0-0	6-7	3-0-3	3	0	3	0	0	10
J27	at Florida*	25	2-8	0-0	5-6	0-4-4	5	2	5	1	1	9
J30	at Ole Miss*	26	5-12	0-0	0-0	1-3-4	4	0	1	3	1	10
F2	Auburn*	28	6-9	0-0	7-8	3-6-9	4	1	5	1	0	19
F6	at Georgia*	32	3-9	0-0	6-6	4-2-6	2	1	1	4	1	12
F9	at South Carolina*	30	7-10	0-0	1-6	3-5-8	4	5	3	1	0	15
F12	Kentucky*	24	5-10	0-0	9-11	2-10-12	1	1	1	0	0	19
F16	Florida*	29	5-11	0-0	2-2	5-3-8	4	1	3	1	2	12
F23	Georgia*	24	5-7	0-1	4-5	1-5-6	2	0	2	2	1	14
F26	Tennessee*	12	1-2	0-0	2-2	0-3-3	4	1	2	3	0	4
M1	at Arkansas*	30	8-13	0-0	4-5	3-3-6	1	2	1	2	0	20
M5	Mississippi State*	28	5-8	0-0	6-6	1-5-6	5	0	3	0	0	16
M8	at Alabama*	31	5-12	0-0	7-10	2-8-10	4	1	4	1	1	17
M13	vs. Auburn*	26	12-13	0-0	3-4	0-5-5	3	0	3	2	0	27
M14	vs. Arkansas*	33	4-8	0-0	6-9	1-6-7	3	2	3	3	0	14
M21	vs. Siena*	29	7-15	0-0	4-8	4-2-6	3	2	4	0	0	18

\* Started game

### 2008-09 (SOPHOMORE)

Date	Opponent	M	FG-A	3P-A	FT-A	Reb	PF	A	T	B	S	PTS
N16	Morehead State*	21	3-6	0-1	6-6	2	4	0	3	2	1	12
N20	Illinois*	32	5-11	0-1	3-5	7	2	0	2	3	0	13
N24	MTSU*	31	5-9	0-0	9-13	11	3	0	2	3	0	19
N26	Central Arkansas*	28	3-9	0-1	4-4	8	2	2	1	1	0	10
N29	vs. Drake*	18	5-8	0-0	3-3	3	4	0	1	1	0	13
N30	vs. VCU*	30	11-16	2-2	1-2	7	4	1	5	0	1	25
D3	UIC*	29	5-13	1-2	2-5	6	3	1	5	4	1	14
D6	at Ga. Tech*	30	5-11	0-1	5-8	7	2	1	7	3	0	15
D10	Alabama A&M*	25	4-7	0-0	9-12	8	2	0	3	1	0	17
D16	vs. USF*	30	6-8	0-0	8-13	13	2	1	5	0	3	20
D20	Tennessee Tech*	25	6-10	0-1	8-8	6	2	3	1	0	2	20
D22	Furman*	28	6-8	0-0	10-13	8	3	2	2	2	1	22
D31	St. Francis					-DNP-						
J3	at UMass*	22	5-12	0-2	4-4	8	2	1	1	0	0	14
J10	at Kentucky					-DNP-						
J14	Georgia*	29	6-9	0-0	6-9	4	2	0	1	2	4	18
J17	at Miss. State*	26	6-9	0-0	2-3	6	4	1	4	2	1	14
J20	Tennessee*	29	1-6	0-0	5-8	4	2	1	1	2	0	7
J25	Florida*	15	1-5	0-0	2-2	2	0	0	0	0	0	4
J28	at South Carolina	21	0-3	0-1	3-4	11	5	0	3	0	0	3
J31	at Auburn*	29	5-9	0-0	4-5	6	3	5	5	0	1	14
F5	Alabama*	31	7-14	2-2	4-10	12	3	1	4	4	1	20
F7	Ole Miss*	32	7-12	0-1	3-4	9	1	1	3	1	1	17
F14	at Tennessee*	27	3-7	0-2	5-6	4	2	3	0	1	1	11
F17	Kentucky*	29	4-7	0-2	7-9	8	4	1	1	3	2	15
F21	at Florida*	32	9-13	0-0	0-0	6	4	0	1	1	0	18
F25	at Georgia*	33	3-7	1-3	5-9	8	1	1	3	3	2	12
F28	South Carolina*	30	12-15	1-2	3-7	5	2	0	5	4	1	28
M4	at LSU*	33	12-17	0-1	9-14	10	3	3	5	2	0	33
M8	Arkansas*	23	5-12	0-0	2-3	10	4	2	3	1	2	12
M12	Alabama*	31	2-7	0-2	4-7	8	3	6	3	2	0	8

\* Started game



COMMODORES®

### OGILVY'S OVERALL STATISTICS AT VANDERBILT

Year	GP	GS	Min	Avg	FG	FGA	Pct.	3pt	3ptA	Pct	FT	FTA	Pct	Off	Def	Tot	Avg	PF	FO	Ast	TO	Blk	Stl	Pts	Avg
2007-08	34	33	896	26.4	201	342	.588	0	2	.000	176	229	.769	70	159	229	6.7	104	2	40	85	49	23	578	17.0
2008-09	29	28	799	27.6	152	280	.543	7	27	.259	137	196	.699	51	156	207	7.1	78	1	37	80	48	25	448	15.4
<b>TOTAL</b>	<b>63</b>	<b>61</b>	<b>1695</b>	<b>26.9</b>	<b>353</b>	<b>622</b>	<b>.568</b>	<b>7</b>	<b>29</b>	<b>.241</b>	<b>313</b>	<b>425</b>	<b>.736</b>	<b>121</b>	<b>315</b>	<b>436</b>	<b>6.9</b>	<b>182</b>	<b>3</b>	<b>77</b>	<b>165</b>	<b>97</b>	<b>48</b>	<b>1026</b>	<b>16.3</b>

### OGILVY'S SEC STATISTICS AT VANDERBILT

Year	GP	GS	Min	Avg	FG	FGA	Pct.	3pt	3ptA	Pct	FT	FTA	Pct	Off	Def	Tot	Avg	PF	FO	Ast	TO	Blk	Stl	Pts	Avg
2007-08	16	15	424	26.5	78	154	.506	0	1	.000	74	97	.763	33	68	101	6.3	53	2	19	43	26	10	230	14.4
2008-09	15	14	419	27.9	81	145	.559	4	14	.286	60	93	.645	24	81	105	7.0	40	1	19	39	26	16	226	15.1
<b>TOTAL</b>	<b>31</b>	<b>29</b>	<b>843</b>	<b>27.2</b>	<b>159</b>	<b>299</b>	<b>.532</b>	<b>4</b>	<b>15</b>	<b>.267</b>	<b>134</b>	<b>190</b>	<b>.705</b>	<b>57</b>	<b>149</b>	<b>206</b>	<b>6.6</b>	<b>93</b>	<b>3</b>	<b>38</b>	<b>82</b>	<b>52</b>	<b>26</b>	<b>456</b>	<b>14.7</b>





# JORDAN SMART



## 12

Guard/Forward  
6-6 • 180  
R-Freshman-2nd  
Lexington, Ky.  
Lexington Catholic

### COMMODORE Q&A

**Favorite NBA Team:**

Charlotte Hornets

**One NBA player I wish  
was my teammate:**

Shaquille O'Neal

**When I was a kid  
I tried to be like:**

Michael Jordan

**A few words that describe the  
way I play basketball:**

Poised

**What I need to improve on  
to be a better player:**

Defense

**What impresses me most about**

**Coach Stallings:**

His focus

**The best tasting food**

**I can make:**

Ramen Noodles

**I'm as good as anyone at:**

Ping pong

**Favorite sport other than hoops:**

Golf

**Ultimate Vacation:**

Virgin Islands

**The best advice I've received:**

Enjoy the moment

**The person(s) I admire most:**

Our military forces



### General:

Recruited as invited walk on who averaged 13 points and three rebounds his senior season at Lexington Catholic... Awarded a scholarship for 2008-09...Redshirted his freshman season.

### 2008-09 (Freshman):

Redshirted the season.

### Lexington Catholic:

Was the 11th Region MVP in 2008 and was a member of the All-Region regular season team... His Lexington Catholic team finished the year as a 2008 state semi-finalist, and captured the 43rd District and 11th Region championships... Also claimed the 43rd District championship as a junior... He was a second-team All-City selection in 2007 and 2008, and an honorable mention All-State selection... His team won the 2008 Fifth Third Tournament, where he was named the MVP... Also was a McDonald's All-American nominee... In 2007, he was named to the All-Academic team at the Great Florida Shootout.

### Personal:

Jordan David Smart... Born Aug. 30, 1989 in Richmond, Va. ... Son of David and Jennifer Smart... Undecided on major... Nickname is Smeez or Smarty... Chose Vanderbilt over Princeton, Harvard and Centenary... Advice to youngsters: "Respect your elders."

VANDERBILT®





# JEFFERY TAYLOR




## 44

Guard/Forward  
6-7 • 205  
Sophomore-2nd  
Norkopping, Sweden  
Hobbs (N.M.)

### CAREER HIGHS

**Points:** 23,  
at S. Carolina (1/28/09)  
**FG Made:** 8,  
2x, last at Miss. State (1/17/09)  
**FG Attempted:** 14,  
at Miss. State (1/17/09)  
**3-Pt FG Made:** 2,  
at Miss. State (1/17/09)  
**3-Pt FG Att:** 3,  
4x, last at Miss. State (1/17/09)  
**FT Made:** 9,  
at S. Carolina (1/28/09)  
**FT Att:** 14,  
at S. Carolina (1/28/09)  
**Rebounds:** 11,  
vs. MTSU (11/24/08)  
**Assists:** 6,  
vs. Arkansas (3/8/09)  
**Blocks:** 2,  
vs. Georgia Tech (12/6/08)  
**Steals:** 3,  
vs. Illinois (11/20/08)  
**Minutes:** 35,  
3x, last at Miss. State (1/17/09)

# COMMODORES®



# JEFFERY TAYLOR

## General:

Multifaceted, high scoring wing player who was named to the All-SEC Freshman team by SEC Coaches...Started in every game in his freshman season... Ranks sixth all-time on the Vanderbilt all-time scoring list for freshmen with 577; his scoring average of 12.2 ranks eighth all-time for a single season...His rebounding average of 6.2 rebounds per game ranks fifth all-time for a freshman in a single season.

## 2008-09 (Freshman)

Averaged 12.2 points, 6.2 rebounds, 1.7 assists, and 0.9 steals per game...

Was the fourth highest scoring freshman in the SEC in 2008-09...Led the team in scoring seven times and rebounding on 13 separate occasions...Had three double-doubles in his freshman campaign, and scored in double figures in 21 games...Double-doubles came against MTSU (11/24) – 13 points, 11 rebounds; at Kentucky (1/10) – 15 points, 11 rebounds; and vs. Arkansas (3/8) – 16 points, 10 rebounds...Scored a career-high 23 points at South Carolina (1/28)...Tallied 18 points against Alabama A&M (12/10) and at Mississippi State (1/17)...Tallied a game-high 16 points and five rebounds in first collegiate game against Morehead State...Posted 11 points, six rebounds and three steals in loss to Illinois...Tied previous season-high with 16 pts. vs. C. Arkansas (11/26)...Tallied 15 points and four rebounds in win over Drake (11/29)...Led VU with 14 points and seven rebounds against UIC (12/3)...Posted 11 points, 7 rebounds, and 2 blocks in 35 min against Ga. Tech (12/6)...Had a season-high four steals against Kentucky to go along with a double-double...Made a career-best eight made field goals at Mississippi State (1/17)...Scored a career-high and game-high 23 points on 7-of-10 shooting at South Carolina (1/28)...Notched 14 points, nine rebound and season-high five assists effort in win at Auburn (1/31)...Scored 11 points vs. Alabama (2/5)...Tallied 14 points vs. Ole Miss (2/7)...Posted 14-point and eight rebound effort in 31 minutes against Kentucky (2/17)...Recorded six points and pulled down seven rebounds in 32 min. at Florida (2/21)...Notched 17-point, three rebound effort, hitting 6-of-7 field goals in win over South Carolina (2/28)...Led team in points (16), rebounds (10), and assists (6) in win over Arkansas (3/8) - the six assists vs. Arkansas marked a career-high...Scored 17 points and grabbed six rebounds in SEC Tournament first round game against Alabama (3/12).

## Summer 2008:

Played for Sweden National Team in the Under-20 European Division B Championships, where he averaged 19.4 points, 9.3 rebounds and 2.8 assists in eight games.

## Hobbs High School:

Averaged 30.0 points, 12.0 rebounds, 3.0 blocks, 3.0 steals and 3.0 assists per game in his senior season at Hobbs High School in New Mexico...He is the all-time leading scorer in Hobbs High School history...His Hobbs team claimed the district championship in 2007 and the 5A state championship in 2008...Was an all-state selection in 2007 and 2008, and was named the New Mexico Gatorade Player of the Year in 2008.

## Personal:

Jeffery Matthew Taylor...Born May 23, 1989 in Norrkoping, Sweden...Parents are Jeff and Pia Taylor...Taylor's father, Jeff, played at Hobbs High School and Texas Tech University before playing in the NBA for the Houston Rockets and Detroit Pistons...His father eventually played professionally in Sweden and still lives there today...Has two brothers, Marques (13) and Vincent (9), and three sisters, Michaela (21), Melanie (17), and Vanessa (7)...Chose Vanderbilt over UCLA, Texas, Arizona, Kentucky and Gonzaga...Advice to youngsters: "Work hard and you can achieve anything."

## CAREER GAME-BY-GAME STATS

### 2008-09 (FRESHMAN)

Date	Opponent	M	FG-A	3P-A	FT-A	Reb	PF	A	T	B	S	PTS
N16	Morehead State*	24	5-13	0-3	6-9	5	2	1	1	0	1	16
N20	Illinois*	31	5-10	1-3	0-0	6	3	1	1	1	3	11
N24	MTSU*	35	3-6	0-1	7-10	11	3	4	5	1	0	13
N26	Central Arkansas*	25	7-10	0-2	2-2	6	3	2	0	0	2	16
N29	vs. Drake*	22	4-10	1-3	6-7	4	5	1	1	0	1	15
N30	vs. VCU*	25	2-10	0-2	6-6	7	3	2	2	0	2	10
D3	UIC*	28	6-10	1-3	1-1	7	1	3	1	1	1	14
D6	at Ga. Tech*	35	5-7	0-1	1-2	7	4	1	4	2	1	11
D10	Alabama A&M*	26	8-9	0-1	2-3	4	2	1	1	1	0	18
D16	vs. USF*	22	3-6	1-1	2-4	7	3	2	4	0	1	9
D20	Tennessee Tech*	22	6-13	0-1	2-4	7	1	1	1	0	1	14
D22	Furman*	18	3-9	0-2	2-5	5	0	1	0	0	2	8
D31	St. Francis*	20	5-9	0-2	3-5	5	1	1	2	1	1	13
J3	at UMass*	20	3-7	0-1	1-3	5	2	1	1	0	1	7
J10	at Kentucky*	30	4-11	1-2	6-6	11	1	2	3	1	4	15
J14	Georgia*	26	3-5	0-1	0-0	3	0	0	4	1	1	6
J17	at Miss. State*	35	8-14	2-3	0-1	4	4	4	2	0	1	18
J20	Tennessee*	22	1-7	1-2	3-4	7	5	0	3	1	1	6
J25	Florida*	26	3-11	0-2	4-6	9	1	2	3	0	0	10
J28	at South Carolina*	27	7-10	0-0	9-14	7	5	2	3	0	0	23
J31	at Auburn*	34	6-7	0-0	2-4	9	2	5	1	0	1	14
F5	Alabama*	23	3-4	0-0	5-8	2	3	1	1	0	0	11
F7	Ole Miss*	26	6-11	0-0	2-4	3	1	1	3	1	1	14
F14	at Tennessee*	20	2-4	0-0	0-0	5	2	0	5	0	0	4
F17	Kentucky*	31	4-7	0-0	6-9	8	5	2	4	1	0	14
F21	at Florida*	32	3-10	0-0	0-0	7	0	3	4	0	1	6
F25	at Georgia*	15	1-6	0-1	4-4	6	3	0	2	0	0	6
F28	South Carolina*	21	6-7	0-0	5-6	3	1	2	2	0	1	17
M4	at LSU*	27	2-6	0-1	1-4	6	4	0	0	0	1	5
M8	Arkansas*	30	5-11	0-0	6-6	10	1	6	3	0	0	16
M12	Alabama*	27	7-11	1-3	2-2	6	5	1	2	0	1	27

\* Games Started

## COMMODORE Q & A

### Favorite NBA Team:

Denver Nuggets

### One NBA player I wish

was my teammate:

Carmelo Anthony

### When I was a kid

I tried to be like:

My Dad

### A few words that describe the

way I play basketball:

Athletic with skills

### What I need to improve on

to be a better player:

Everything

### What impresses me most

about Coach Stallings:

He wants you to be as good as you can be on and off the court.

### The best tasting food

I can make:

Pancakes

### One thing my hometown is

famous for:

Fishing

### Favorite sport other than

hoops:

Football

### Ultimate Vacation:

Martinique or Mallorca

### The best advice I've received:

After a dark night, there is always a brighter day.

## TAYLOR'S OVERALL STATISTICS AT VANDERBILT

Year	GP	GS	Min	Avg	FG	FGA	Pct.	3pt	3ptA	Pct	FT	FTA	Pct	Off	Def	Tot	Avg	PF	FO	Ast	TO	Blk	Stl	Pts	Avg
2008-09	31	31	805	26.0	136	271	.502	9	41	.220	96	139	.691	82	110	192	6.2	76	5	53	69	12	29	377	12.2
TOTAL	31	31	805	26.0	136	271	.502	9	41	.220	96	139	.691	82	110	192	6.2	76	5	53	69	12	29	377	12.2

## TAYLOR'S SEC STATISTICS AT VANDERBILT

Year	GP	GS	Min	Avg	FG	FGA	Pct.	3pt	3ptA	Pct	FT	FTA	Pct	Off	Def	Tot	Avg	PF	FO	Ast	TO	Blk	Stl	Pts	Avg
2008-09	16	16	425	26.6	64	131	.489	4	12	.333	53	76	.697	47	53	100	6.3	38	3	30	43	5	12	185	11.6
TOTAL	16	16	425	26.6	64	131	.489	4	12	.333	53	76	.697	47	53	100	6.3	38	3	30	43	5	12	185	11.6



# STEVE TCHIENGANG



## 33

Forward

6-9 • 240

Sophomore-2nd

Douala, Cameroon

Montverde Academy (Fla.)

Cypress Comm. Christian  
(Texas)

### CAREER HIGHS

**Points:** 9,

2x, last vs. Tennessee (1/20/09)

**FG Made:** 3,

2x, last vs. Florida (1/25/09)

**FG Attempted:** 5,

5x, last vs. Alabama (2/5/09)

**3-Pt FG Made:** 2,

2x, last vs. Tennessee (1/20/09)

**3-Pt FG Att:** 4,

vs. Alabama (2/5/09)

**FT Made:** 5,

at Georgia (2/25/09)

**FT Att:** 6,

vs. Georgia Tech (12/6/08)

**Rebounds:** 7,

vs. Ole Miss (2/7/09)

**Assists:** 2,

vs. Tennessee Tech (12/20/08)

**Blocks:** 2,

2x, last vs. Arkansas (3/8/09)




**Steals:** 1,

8x, last at Georgia (2/25/09)

**Minutes:** 26,

at South Carolina (1/28/09)

COMMODORES®



# STEVE TCHIENGANG

## General:

6'9 forward who is a physical presence around the basket who can step out and hit a perimeter jumpshot to keep defenses honest... Played in 25 games in his freshman season and started 16.

## 2008-09 (Freshman):

Averaged 3.6 points and 3.2 rebounds in 25 games... Averaged 17.3 minutes per game... Made 16 starts, including the team's last nine... Posted a season-high nine points on two different occasions – scored nine points at UMass (1/3) and tallied nine points against Tennessee (1/20)... Had season-high three assists against Georgia at Memorial Gym (1/14)... Grabbed career-high seven rebounds in win over Ole Miss (2/7)... Was 9-for-9 from the free throw line in road games at Florida (2/21, 4-4) and at Georgia (2/25, 5-5)... The five made free throws against Georgia was a new career high... Made a career-high three field goals on three separate occasions... Converted on a career-high two three-pointers at UMass and against Tennessee at Memorial Gym (1/20).

## Montverde Academy (Fla.):

Attended Montverde Academy in Florida for his senior season, where he averaged 14 points and nine rebounds.

## Cypress Christian School (Texas):

Played three years (freshman-junior) at Cypress Christian School in Houston... His Warrior teams won three consecutive TAPPS (Texas Association of Private and Parochial Schools) 4A State Championships... Was a first-team all-state member and an all-tournament team selection all three years at Cypress Christian... Named Defensive Player of the Year in 2005-06 and 2006-07 and second-team All-Area in those years.

## Personal:

Steve Leandre Noubissie Tchiengang... Born Dec. 29, 1988 in Douala, Cameroon... Birth parents are Noubissie Emmanuel and Noubissie Veronique in Cameroon; American parents are David and Kathy Ambrose... Has three brothers, Daniel Ambrose (20), Kyle Ambrose (17), and Michael Ambrose (15), and one sister, Amy Ambrose (19)... Undecided on major... Nickname is "The Proof"... Chose Vanderbilt over Baylor, Georgia Tech, Notre Dame and Oklahoma... Advice to youngsters: "Always hold on to your dreams, work hard at it, and never give up no matter what."

## CAREER GAME-BY-GAME STATS

### 2008-09 (FRESHMAN)

Date	Opponent	M	FG-A	3P-A	FT-A	Reb	PF	A	T	B	S	PTS
N16	Morehead State					-DNP-						
N20	Illinois					-DNP-						
N24	MTSU					-DNP-						
N26	Central Arkansas					-DNP-						
N29	vs. Drake					-DNP-						
N30	vs. VCU					-DNP-						
D3	UIC	19	1-4	0-2	0-0	4	2	0	0	1	1	2
D6	at Ga. Tech*	19	0-3	0-1	4-6	1	4	1	2	0	1	4
D10	Alabama A&M*	22	1-5	0-2	0-0	4	0	0	2	1	0	2
D16	vs. USF*	16	1-1	0-0	0-0	1	4	0	1	0	0	2
D20	Tennessee Tech*	16	1-3	0-1	0-0	6	3	2	2	0	0	2
D22	Furman*	17	0-3	0-1	0-1	1	2	1	1	1	0	0
D31	St. Francis	19	1-3	1-2	0-0	6	4	0	2	0	0	3
J3	at UMass	13	3-5	2-3	1-2	4	3	1	0	0	0	9
J10	at Kentucky	21	2-4	1-2	0-0	4	2	1	1	0	0	5
J14	Georgia	20	1-5	0-3	0-0	3	4	3	1	0	0	2
J17	at Miss. State	9	1-5	0-1	0-0	3	1	0	0	0	0	2
J20	Tennessee	16	3-5	2-2	1-2	2	5	1	1	0	0	9
J25	Florida*	18	3-5	1-2	0-0	3	4	0	2	0	1	7
J28	at South Carolina*	26	1-3	0-1	0-1	3	4	0	3	1	0	2
J31	at Auburn	8	0-1	0-1	0-0	2	1	0	1	0	1	0
F5	Alabama	20	2-5	1-4	0-0	2	4	0	0	0	1	5
F7	Ole Miss*	17	1-3	1-2	2-2	7	1	1	2	0	1	5
F14	at Tennessee*	25	2-5	1-4	2-2	4	4	0	1	1	0	7
F17	Kentucky*	16	0-2	0-0	1-2	3	2	1	2	2	1	1
F21	at Florida*	12	1-5	1-2	4-4	0	3	0	1	1	1	7
F25	at Georgia*	22	1-4	0-1	5-5	6	3	0	1	0	1	7
F28	South Carolina*	13	0-0	0-0	0-1	1	2	0	3	0	0	0
M4	at LSU*	20	1-2	0-0	3-4	4	5	0	0	1	0	5
M8	Arkansas*	16	1-1	1-1	0-0	3	3	0	1	2	0	3
M12	Alabama*	12	0-3	0-1	0-0	2	1	0	0	0	0	0

\* Started game

## COMMODORE Q & A

### Favorite NBA Team:

Denver Nuggets

### One NBA player I wish

was my teammate:

LeBron James

### Age I first picked up a basketball:

15

### A few words that describe the way I play basketball:

Aggressive, versatile, and competitive

### What I need to improve on to be a better player:

Strength

### What impresses me most about Coach Stallings:

He is honest and a winner

### When I was a kid, I tried to be like:

Roger Milla, a famous Cameroonian soccer player

### I'm as good as anyone at:

Texting

### Favorite sport other than hoops:

Soccer

### Ultimate Vacation:

Venice, Italy or Paris, France

### Biggest influence in my life:

The Bible, my African and American parents

### The person(s) I admire most:

My mom, Noubissie Veronique and David Ambrose

## TCHIENGANG'S OVERALL STATISTICS AT VANDERBILT

Year	GP	GS	Min	Avg	FG	FGA	Pct.	3pt	3ptA	Pct	FT	FTA	Pct	Off	Def	Tot	Avg	PF	FO	Ast	TO	Blk	Stl	Pts	Avg
2008-09	25	16	432	17.3	28	85	.329	12	39	.308	23	32	.719	23	56	79	3.2	71	2	12	30	11	9	91	3.6
TOTAL	25	16	432	17.3	28	85	.329	12	39	.308	23	32	.719	23	56	79	3.2	71	2	12	30	11	9	91	3.6

## TCHIENGANG'S SEC STATISTICS AT VANDERBILT

Year	GP	GS	Min	Avg	FG	FGA	Pct.	3pt	3ptA	Pct	FT	FTA	Pct	Off	Def	Tot	Avg	PF	FO	Ast	TO	Blk	Stl	Pts	Avg
2008-09	16	10	279	17.4	20	55	.364	9	26	.346	18	23	.783	13	37	50	3.1	48	2	7	20	8	7	67	4.2
TOTAL	16	10	279	17.4	20	55	.364	9	26	.346	18	23	.783	13	37	50	3.1	48	2	7	20	8	7	67	4.2



# BRAD TINSLEY



# 1

Guard  
6-3 • 210  
Sophomore-2nd  
Oregon City, Ore.  
Oregon City

## CAREER HIGHS

Points: 20,  
vs. Alabama (3/12/09)  
FG Made: 7,  
vs. Drake (11/29/08)  
FG Attempted: 15,  
at Kentucky (1/10/09)  
3-Pt FG Made: 5,  
2x, last vs. Alabama (3/12/09)  
3-Pt FG Att: 10,  
2x, last vs. Alabama (3/12/09)  
FT Made: 8,  
vs. South Carolina (2/28/09)  
FT Att: 8,  
2x, last vs. South Carolina (2/28/09)  
Rebounds: 6,  
vs. UIC (12/3/08)  
Assists: 6,  
vs. Alabama (2/5/09)  
Blocks: 1,  
vs. VCU (11/30/08)  
Steals: 3,  
2x, last at Florida (2/21/09)  
Minutes: 37,  
2x, last vs. Alabama (2/5/09)

# COMMODORES<sup>®</sup>



# BRAD TINSLEY

## General:

Combo guard who played both guard positions as a freshman... Made 69 threes in his freshman season, which tied Shan Foster (2004-05) for the school's single season three-point field goals made record by a freshman.

## 2008-09:

Played in all 31 games and started 28 in his true freshman campaign... Averaged 11.0 points, 2.5 rebounds, and 2.8 assists per game in 31.0 minutes of action per game... Scored in double figures in the first seven games of his career, including a 19-point performance in a win over Drake (11/29) in the semifinals of the Cancun Challenge... Led the team in scoring on three occasions as a freshman, and in assists 13 different times... Scored 12 points in 24 minutes in first collegiate game against Morehead State... Led the team with three three-pointers in season opener ... Scored in double figures (11) for the second

straight game against Illinois. Recorded third-straight double figure game (10 pts) in first collegiate start against MTSU... Added double figures against UCA (11/26) with 11 points... Scored a career-high 19 points on 7-14 shooting (5-8 3PT) and had season-high five assists in win over Drake (11/29)... Pulled down a season-high six rebounds against UIC (12/3)... Tallied 15 points and four assists in win over Tenn. Tech (12/20)... Scored 15 points on 5-9 shooting in win over St. Francis (12/31)... Tallied 11 points and two assists in first SEC road game at Kentucky (1/10)... Recorded 15 points off the bench in 24 min. at South Carolina (1/28)... Notched 13 points on 3-7 shooting, including 3-of-6 from three in win at Auburn (1/31)... Scored in double figures against Alabama (2/5) with ten points and scored 12 against Ole Miss (2/7)... Notched 12 points on 4-of-8 shooting while swiping a season-high three steals in 36 minutes at Florida... Tallied 16-point, five assists and three rebound effort in win over South Carolina (2/28)... Went a perfect 8-of-8 from the free throw line vs. USC, marking season highs in free throws made/attempted... Recorded eight points, three rebounds and three assists in win at LSU (3/4), with all eight points coming late in the game... Made two huge threes down the stretch against the Tigers in Baton Rouge to lead Vanderbilt to win... Scored 13 points on 3-of-5 shooting, including 3-of-4 from 3-point range in win vs. Arkansas (3/8)... Tallied a career-best 20 points against Alabama (3/12) in the first round of the SEC Tournament... He tied a career-high with five made threes – also had two steals against the Crimson Tide.

## Oregon City High School:

His 2008 Pioneer team under head coach Mike Doherty was the state runner-up... In 2007, his squad was the runner-up at the Les Schwab Invitational... Was a first-team all-league selection in all four years of high school... Named all-state in his junior and senior seasons... Was the Player of the Year in the state of Oregon in his senior year, and was also selected as the Gatorade State Player of the Year in his senior season... Averaged 25 points, seven rebounds, seven assists, and three steals in his senior season at Oregon City High School... He is the number two all-time leading scorer for "big schools" in Oregon prep basketball history, and the number four ranked scorer among all classifications... Was a finalist for the 2008 Johnny Carpenter Prep Athlete of the Year Award... Lettered four times in basketball and baseball, and lettered twice in football.

## Personal:

Bradley Glen Tinsley... Born May 10, 1989 in Oregon City, Ore. ... Son of Carl and Kathy Tinsley... Has one sister Cassie (24) and one brother David (21)... Undecided on major... Nickname is Tins... Chose Vanderbilt over Utah, Oregon, Wake Forest, Butler, Colorado and North Carolina... Advice to youngsters: "Enjoy your childhood because it goes by fast."

## CAREER GAME-BY-GAME STATS

### 2008-09 (FRESHMAN)

Date	Opponent	M	FG-A	3P-A	FT-A	Reb	PF	A	T	B	S	PTS
N16	Morehead State	24	4-6	3-5	1-2	4	0	1	1	0	0	12
N20	Illinois	29	4-9	2-5	1-3	3	0	2	1	0	0	11
N24	MTSU*	29	3-7	2-3	2-2	1	2	0	1	0	0	10
N26	Central Arkansas*	30	4-10	3-9	0-0	1	0	1	2	0	0	11
N29	vs. Drake*	36	7-14	5-8	0-0	3	2	5	3	0	1	19
N30	vs. UCU*	37	3-4	3-4	4-6	4	2	3	5	1	2	13
D3	UIC*	35	4-14	1-9	2-2	6	2	4	2	0	0	11
D6	at Ga. Tech*	36	2-10	2-8	2-2	3	0	3	1	0	1	8
D10	Alabama A&M*	26	2-5	2-5	0-0	1	1	4	0	0	1	6
D16	vs. USF*	30	0-3	0-1	2-3	0	1	3	0	0	0	2
D20	Tennessee Tech*	30	4-7	3-5	4-4	1	2	4	4	0	0	15
D22	Furman*	28	1-5	0-3	2-2	1	1	5	1	0	1	4
D31	St. Francis*	25	5-9	3-6	2-2	2	1	1	2	0	0	15
J3	at UMass*	23	3-6	3-4	0-0	3	2	3	2	1	3	9
J10	at Kentucky*	30	4-15	3-10	0-0	1	1	2	3	1	0	11
J14	Georgia*	27	1-6	0-4	2-2	3	0	4	1	0	0	4
J17	at Miss. State*	33	5-8	2-3	0-0	3	1	2	4	0	0	12
J20	Tennessee*	30	3-10	2-8	2-2	2	0	2	0	0	1	10
J25	Florida*	30	2-5	2-4	2-2	1	2	1	1	1	0	8
J28	at South Carolina	24	5-12	3-7	2-2	2	4	1	3	0	0	15
J31	at Auburn*	35	3-7	3-6	4-8	3	0	4	2	0	2	13
F5	Alabama*	37	4-12	2-8	0-0	1	1	6	2	0	0	10
F7	Ole Miss*	34	5-8	2-4	0-0	5	1	5	2	0	2	12
F14	at Tennessee*	36	2-4	0-0	0-0	3	3	4	2	1	0	11
F17	Kentucky*	28	3-7	1-1	2-2	3	1	0	3	0	0	9
F21	at Florida*	36	4-8	1-5	3-4	3	1	4	2	0	3	12
F25	at Georgia*	36	4-9	3-6	0-0	3	1	3	2	0	0	11
F28	South Carolina*	30	3-5	2-4	8-8	3	2	5	4	0	0	16
M4	at LSU*	29	2-7	2-4	2-2	3	0	3	0	0	0	8
M8	Arkansas*	33	3-5	3-4	4-4	4	2	3	4	0	1	13
M12	Alabama*	34	6-14	5-10	3-4	3	0	0	4	0	2	20

\* Started game

## COMMODORE Q & A

**Favorite NBA Team:**

New Orleans Hornets

**One NBA player I wish**

**was my teammate:**

Steve Nash

**I picked my jersey number**

**because:**

Of my brother

**A few words that describe the**

**way I play basketball:**

Passionate, selfless, hard

**What I need to improve on**

**to be a better player:**

Defense

**What impresses me most about**

**Coach Stallings:**

He cares about his players very

much

**The best tasting food**

**I can make:**

Shrimp Alfredo

**I'm as good as anyone at:**

Taking care of my teammates

**Favorite sport other than**

**hoops:**

Football

**Ultimate Vacation:**

New Zealand

**The most famous person I've**

**met:**

Peyton Manning

**The best advice I've received:**

Work hard at everything you do,  
no matter what.

## TINSLEY'S OVERALL STATISTICS AT VANDERBILT

Year	GP	GS	Min	Avg	FG	FGA	Pct.	3pt	3ptA	Pct	FT	FTA	Pct	Off	Def	Tot	Avg	PF	FO	Ast	TO	Blk	Stl	Pts	Avg
2008-09	31	28	960	31.0	108	258	.419	69	168	.411	56	68	.824	7	72	79	2.5	36	0	86	64	5	20	341	11.0
<b>TOTAL</b>	<b>31</b>	<b>28</b>	<b>960</b>	<b>31.0</b>	<b>108</b>	<b>258</b>	<b>.419</b>	<b>69</b>	<b>168</b>	<b>.411</b>	<b>56</b>	<b>68</b>	<b>.824</b>	<b>7</b>	<b>72</b>	<b>79</b>	<b>2.5</b>	<b>36</b>	<b>0</b>	<b>86</b>	<b>64</b>	<b>5</b>	<b>20</b>	<b>341</b>	<b>11.0</b>

## TINSLEY'S SEC STATISTICS AT VANDERBILT

Year	GP	GS	Min	Avg	FG	FGA	Pct.	3pt	3ptA	Pct	FT	FTA	Pct	Off	Def	Tot	Avg	PF	FO	Ast	TO	Blk	Stl	Pts	Avg
2008-09	16	15	508	31.8	56	135	.415	32	83	.386	31	36	.861	5	38	43	2.7	20	0	47	35	3	9	175	10.9
<b>TOTAL</b>	<b>16</b>	<b>15</b>	<b>508</b>	<b>31.8</b>	<b>56</b>	<b>135</b>	<b>.415</b>	<b>32</b>	<b>83</b>	<b>.386</b>	<b>31</b>	<b>36</b>	<b>.861</b>	<b>5</b>	<b>38</b>	<b>43</b>	<b>2.7</b>	<b>20</b>	<b>0</b>	<b>47</b>	<b>35</b>	<b>3</b>	<b>9</b>	<b>175</b>	<b>10.9</b>



# ANDRE WALKER



## 24

Forward

6-7 • 220

R-Sophomore-3rd  
Flossmoor, Ill.

Homewood-Flossmoor HS  
Brewster Academy (N.H.)

### CAREER HIGHS

**Points:** 10,

2x, last vs. Illinois (11/20/08)

**FG Made:** 4,

2x, last at Alabama (3/8/08)

**FG Attempted:** 9,

at Alabama (3/8/08)

**3-Pt FG Made:** 1,

vs. Valparaiso (11/20/07)

**3-Pt FG Att:** 1,

2x, last vs. Georgia Tech (12/1/07)

**FT Made:** 4,

vs. Illinois (11/20/08)

**FT Att:** 8,

vs. Kentucky (2/12/08)

**Rebounds:** 8,

vs. MTSU (11/24/08)

**Assists:** 6,

vs. Auburn (3/13/08)

**Blocks:** 2,

last vs. MTSU (11/24/08)

**Steals:** 2,

3x, last vs. Illinois (11/20/08)

**Minutes:** 29,

vs. MTSU (11/24/08)



# COMMODORES®



# ANDRE WALKER

## General:

Owens great range from the perimeter with solid ball handling skills... Versatile player who can play the small and power forward positions.

## 2008-09 (Sophomore)

Redshirted in 2008-09 after tearing the ACL in his right knee against MTSU on Nov. 24...Recorded four rebounds and two blocked shots in 19 minutes against Morehead State...Tied a career-high with 10 points on 3-5 shooting against Illinois ... Tallied four point and eight rebound effort in first career start against MTSU.

## 2007-08 (Freshman)

Played in all 34 games as a freshman and averaged 11.2 minutes per game... Scored a career-high 10 points at Florida (1/27)...Grabbed a career-high seven rebounds vs. Auburn in the SEC Tournament (3/13) - also posted a career-best six assists against the Tigers...Had six rebounds on three different occasions during the year...Scored nine points vs. Valparaiso (11/20)... Played a career high 27 minutes and scored eight points against Alabama (3/8)... Made collegiate debut vs. Austin Peay (11/10); played 12 minutes and scored four points vs. Governors.

## Brewster Academy [N.H.]:

A foot injury cut short his lone season at the New Hampshire preparatory school.

## Homewood-Flossmoor High School:

Averaged 15 points, 8.2 rebounds and 2.6 assists as a senior in 2006 ... Named one of the most complete players in Chicago by the *Chicago Tribune*, he helped lead the Vikings to the Illinois Class 2A sectionals in both his junior and senior seasons ... Named First Team All-State by the Illinois Basketball Coaches Association and the *Chicago Sun Times* ... Named a McDonald's All-American nominee .. Selected to compete in the Illinois-Missouri All-Star game ... Named First Team All-Area in 2006 and Second Team All-Area in 2005 ... In summer 2005, Walker was a member of a Chicago Ferrari squad that won the 17-and-under AAU National Championship ... Broke the Illinois state record for most points scored in a half with 26 points during a contest at the Proviso West Christmas Tournament. Previous record of 23 points was held by Isiah Thomas who played at St. Joseph High School in Westchester ... Coached by Roy Condotti and Jim McLaughlin.

## Personal:

Andre Medart Walker, Jr. ...Born March 9, 1988 in Hayward, Calif. ... Son of Jane (deceased) and Andre Sr. ... Majoring in Human and Organizational Development... Chose Vanderbilt over Illinois, Creighton and Southern Illinois.

## CAREER GAME-BY-GAME STATS

### 2007-08 (FRESHMAN)

Date	Opponent	M	FG-A	3P-A	FT-A	Reb	PF	A	T	B	S	PTS
N10	Austin Peay	12	2-4	0-0	0-0	1-0-1	1	1	1	0	1	4
N13	at Toledo	5	0-2	0-1	1-2	1-1-2	1	1	0	0	0	1
N20	Valparaiso	16	3-5	1-1	2-2	0-1-1	1	0	1	2	0	9
N23	vs. Utah State	15	0-2	0-0	0-0	0-0-0	2	0	2	0	0	0
N24	vs. Bradley	10	1-2	0-0	2-2	2-1-3	2	0	0	0	0	4
N29	South Alabama	22	1-3	0-0	0-0	1-1-2	3	3	2	1	0	2
D1	Georgia Tech	10	1-3	0-1	1-2	0-1-1	5	2	2	0	1	3
D5	Wake Forest	9	0-2	0-1	0-0	0-2-2	2	0	0	0	0	0
D8	Lipscomb	14	0-1	0-0	0-2	0-3-3	2	0	0	0	0	0
D12	at DePaul	14	1-1	0-0	0-0	0-0-0	3	1	1	1	0	2
D22	Tennessee State	4	0-1	0-0	0-1	1-1-2	2	0	0	0	0	0
D29	Tennessee-Martin	10	0-4	0-1	0-1	2-0-2	2	0	1	0	1	0
D31	Iona	12	0-0	0-0	3-4	1-1-2	2	3	3	0	1	3
J3	Rice	10	0-2	0-0	1-2	0-0-0	1	1	1	0	0	1
J5	Massachusetts	1	0-0	0-0	0-0	0-0-0	0	0	0	0	0	0
J9	South Carolina	6	1-2	0-0	0-0	2-2-4	1	1	0	0	0	2
J12	at Kentucky	3	0-1	0-0	0-0	0-0-0	0	0	0	0	0	0
J17	at Tennessee	9	1-3	0-0	0-0	2-0-2	1	1	0	1	0	2
J19	LSU	9	1-1	0-0	2-2	0-1-1	0	1	0	1	0	4
J27	at Florida	25	4-7	0-2	2-2	1-5-6	1	4	0	0	0	10
J30	at Ole Miss	4	0-1	0-0	0-0	1-1-2	1	0	0	0	1	0
F2	Auburn	9	2-2	0-0	0-0	2-0-2	2	0	1	1	0	4
F6	at Georgia	8	1-1	0-0	1-1	0-0-0	2	0	1	0	0	3
F9	at South Carolina	6	0-1	0-0	0-0	0-0-0	0	1	0	0	0	0
F12	Kentucky	18	1-2	0-1	3-8	0-3-3	3	2	1	1	0	5
F16	Florida	8	2-4	1-1	0-0	1-0-1	0	1	0	1	0	5
F23	Tennessee	7	0-0	0-0	0-0	0-1-1	2	1	1	0	0	0
F26	Tennessee	3	0-0	0-0	0-0	0-0-0	2	0	0	0	0	0
M1	at Arkansas	9	1-3	0-0	0-0	2-4-6	3	0	1	0	0	2
M5	Mississippi State	7	0-1	0-0	0-0	0-0-0	2	2	0	0	0	0
M8	at Alabama	27	4-9	0-1	0-0	2-3-5	3	1	1	1	2	8
M13	vs. Auburn	21	1-1	0-0	1-2	1-6-7	0	6	4	0	0	3
M14	vs. Arkansas	20	2-4	0-0	0-2	1-0-1	3	2	1	1	2	4
M21	vs. Siena	18	0-3	0-0	0-0	4-2-6	2	1	1	0	0	0

### 2008-09 (SOPHOMORE)

Date	Opponent	M	FG-A	3P-A	FT-A	Reb	PF	A	T	B	S	PTS
N16	Morehead State	19	0-1	0-0	0-0	4	0	0	1	2	0	0
N20	Illinois	23	3-5	0-0	4-4	2	2	1	1	0	2	10
N24	MTSU*	29	2-2	0-0	0-1	8	4	3	4	2	0	4

\* Started game

## COMMODORE Q & A

### Favorite NBA Team:

Los Angeles Lakers

### One NBA player I wish

was my teammate:

Jason Kidd

### When I was a kid

I tried to be like:

Michael Jordan

### A few words that describe the way I play basketball:

Hard, Determined, Whatever It

Takes To Win

### What I need to improve on to be a better player:

Staying Low

### What impresses me most about

Coach Stallings:

His dedication to winning

### The best tasting food

I can make:

Steak

### I'm as good as anyone at:

Ping Pong

### Favorite aspect of Nashville:

The weather and the food

### Favorite musical performer:

Jay-Z

### One thing my hometown is famous for:

Pizza and popcorn

### Ultimate vacation destination:

Brazil

### The person(s) I admire most:

My mother and father

### Career goal (outside of basketball):

To become a highly successful entrepreneur

### Age I first picked up a basketball:

2

## WALKER'S OVERALL STATISTICS AT VANDERBILT

Year	GP	GS	Min	Avg	FG	FGA	Pct.	3pt	3ptA	Pct	FT	FTA	Pct	Off	Def	Tot	Avg	PF	FO	Ast	TO	Blk	Stl	Pts	Avg
2007-08	34	0	381	11.2	30	78	.385	2	10	.200	19	35	.543	28	40	68	2.0	57	1	36	26	11	9	81	2.4
2008-09	3	1	71	23.7	5	8	.625	0	0	.000	4	5	.800	5	9	14	4.7	6	0	4	6	4	2	14	4.7
TOTAL	37	1	452	12.2	35	86	.407	2	10	.200	23	40	.575	33	49	82	2.2	63	1	40	32	15	11	95	2.6

## WALKER'S SEC STATISTICS AT VANDERBILT

Year	GP	GS	Min	Avg	FG	FGA	Pct.	3pt	3ptA	Pct	FT	FTA	Pct	Off	Def	Tot	Avg	PF	FO	Ast	TO	Blk	Stl	Pts	Avg
2007-08	16	0	158	9.9	18	38	.474	1	5	.200	8	13	.615	13	20	33	2.1	23	0	15	6	6	3	45	2.8
TOTAL	16	0	158	9.9	18	38	.474	1	5	.200	8	13	.615	13	20	33	2.1	23	0	15	6	6	3	45	2.8



# JOHN JENKINS



## General:

The highest decorated recruit to sign at Vanderbilt...Rated a five-star recruit by Rivals.com as a senior at Station Camp High School, and led all high school players in scoring in 2008-09 when he averaged 42.3 points per game and scored at least 30 points in every game in his senior season...Converted 62% of his shots from the floor and 47% from three ...Also made 88% of his free throws in his senior year...Considered the top shooter in the nation in the class of 2009.

## Station Camp High School:

Was a two-time TSSAA Class AA Mr. Basketball selection, and was the Gatorade Tennessee High School Player of the Year in 2008-09...Named *The Tennessean* Boys Player of the Year in 2008 and 2009...Was a PARADE All-American and Reebok All-American in his senior year...Jenkins' scoring average of 42.3 points per game was second on the state's single-season list behind Ronnie Schmitz, who averaged 44.2 points at Ridgeway High School in 1988-89... He shot over 60 percent from the field and nearly 50 percent from 3-point land in his senior season....Ended his high school career with 3,192 points, with 1,228 of those coming in his senior season...Scored 60 points against Gallatin High School on February 16, 2009... Participated in two prestigious postseason all-star games in the spring of 2009 - the Capital Classic and Reebok All-American games in Washington D.C...Led all players in the Capital Classic with 27 points...Was the leading scorer at the 16th Annual NBA Players Association Top 100 Camp in Charlottesville, Va., in the summer of 2008, and saw his stock rise with his outstanding shooting performances against some of the nation's top college prospects; he averaged 17.8 points per game...Also was a Nike Chosen Ones selection after his junior season, an honor that goes to the nation's top 50 players, regardless of class...Led the state of Tennessee in scoring as a junior, averaging 30.9 points per game.

## Personal:

John Logan Jenkins III... Born March 6, 1991... Son of John Jenkins Jr. and Melodye Jenkins... Has a sister, Adrienne (13)... Undecided in major... Nickname is Johnny J... Advice to youngsters: "Stay humble, holy, and hungry."



# 23

Guard  
6-4 • 215  
Freshman-1st  
Gallatin, Tenn.  
Station Camp HS

## COMMODORE Q&A

**Favorite NBA Team:**  
Cleveland Cavaliers  
**One NBA player I wish was my teammate:**  
LeBron James  
**When I was a kid I tried to be like:**  
Michael Jordan  
**A few words that describe the way I play basketball:**  
Love for the game  
**The thing that impresses me most about Coach Stallings:**  
He's a great person and his will to win.  
**The best tasting food I can make:**  
Ramen Noodles  
**The biggest influence in my life:**  
My parents  
**The best advice I've received (and who gave it to you):**  
"Stay holy, humble and hungry."  
(My dad)  
**Ultimate vacation destination**  
Cancun, Mexico  
**Career Goal (outside of basketball)**  
Own my own business

# COMMODORES®





VANDERBILT COACHES



VANDERBILT COACHES



# KEVIN STALLINGS



## THE STALLINGS FILE

### **Born**

October 1, 1960

### **High School**

Collinsville (Ill.) '78

### **College**

#### **Bachelor's Degree:**

Business Management and  
Marketing, Purdue, '82,

#### **Master's Degree:**

Purdue, '85

### **Family**

Wife, Lisa, three children,  
Jacob, Alexa, Jordyn

### **Coaching Career**

Purdue, Assistant Coach  
(1983-1988)

Kansas, Assistant Coach  
(1989-1993)

Illinois State, Head Coach  
(1994-1999)

Vanderbilt, Head Coach  
(2000-Present)

Vanderbilt head coach Kevin Stallings has taken the Commodore basketball program to unparalleled heights in his 10 years at the helm, with success coming on the floor and in the classroom during his tenure. His teams have advanced to two Sweet 16 appearances in six years, and off the floor, every Vanderbilt senior basketball player has received a degree. His teams have also made Memorial Gym, already one of the most unique arenas in America, a hostile and very challenging place for opposing teams.

This kind of success comes as no surprise to the players who put on the Vanderbilt jersey when adjectives like competitive, personable, passionate, intense, honest, hard working, knowledgeable, and prepared describe their coach and the program they represent.

Ten seasons into his stay in Nashville, Stallings has Vanderbilt in rarefied air in college basketball circles with seven postseason appearances, two NCAA Tournament Sweet 16 appearances in 2004 and 2007, three NCAA Tournament berths, and four 20-win seasons. Stallings became the first coach to take two Vanderbilt teams to a Sweet 16 of the NCAA Tournament since the 64-65 team format, and the Commodore mentor has had a SEC Player of the Year on his squad in three out of his 10 years in Nashville.

The list of accomplishments for the current Vanderbilt coach continues to grow:

- Stallings became the second Vanderbilt coach in school history to have three 20-win seasons (Roy Skinner) after the 2006-07 season. He now has four 20-win seasons. Skinner is the all-time leader with six 20-win campaigns.
- He was named SEC Coach of the Year by SEC Coaches in 2007, the first for a Vanderbilt coach since Eddie Fogler won the award in 1993. He is only the third coach ever to accomplish the feat at Vanderbilt.
- Currently stands at 312 career wins and 189 wins in his 10-year tenure as Vanderbilt's head coach.
- He has coached three SEC Players of the Year (coaches) - Dan Langhi in 1999-2000, Derrick Byars in 2006-07, and Shan Foster in 2007-08 (AP and Coaches).
- Now in 25th place amongst winningest coaches in the SEC (at SEC institutions) with 189 Vanderbilt wins.
- He coached three SEC Academic Honor Roll members in 2008-09 in Elliott Cole, Joe Duffy, and Andre Walker. It pushed his total number of SEC Academic Honor Roll selections to 29 during his 10-year tenure.
- He now has 312 career victories as a head coach, which makes him the fourth current SEC coach with 300 or more wins, and his 189 Vanderbilt wins ranks him third all-time in the Commodore record books behind Roy Skinner (278; 1959, 1962-76) and Bob Polk (197; 1948-58, 1960-61).

In fact, in his 30 years as a player or coach, success has followed Stallings throughout his basketball career as a player at Purdue, an assistant at both Purdue and Kansas and his previous head coaching position at Illinois State. During the time span, Stallings has been a part of 20 seasons with 20-or-more victories and a basketball season has concluded during postseason play 24 times.

Stallings has guided the Commodores to postseason play in five out of the last six

# KEVIN STALLINGS



Coach Stallings with assistant coaches  
Tom Richardson and King Rice

seasons and in seven out of his 10 years at Vanderbilt. Included in those appearances are two Sweet 16 berths and back-to-back NCAA appearances in 2007 and 2008.

The 2007-08 addition of the Commodores was one of the most successful teams of the Stallings era. Vanderbilt tied for the most wins in regular season history (25), advanced to the NCAA Tournament for the second consecutive year, the first time since 1988-89 that has occurred, won 10 games in the SEC for the second consecutive season, and saw one of his four-year seniors, Shan Foster, capture SEC Player of the Year honors, the Lowe's Senior CLASS Award, and become the school's all-time leading scorer.

The 2003-04 campaign saw the Commodores advance to their first NCAA Tournament since 1993, reaching the Phoenix Regional Semifinals before bowing out to Connecticut, the eventual national champion, and in 2006-07, the Commodores knocked off George Washington and Washington State before dropping a 66-65 decision to Georgetown in the East Regional Semifinals.

In 2003-04, Vanderbilt set a school record with a 12-0 start, knocked off five nationally ranked opponents and advanced to the semifinals of the SEC Tournament. All of this before reaching the "Big Dance" and concluding its run with a 23-10 overall mark. In 2006-07, Vanderbilt had the SEC Player of the Year in Derrick Byars and knocked off seven ranked opponents during the year. In 2007-08, the Commodores tallied 25 regular season wins, which tied the 1992-93 team for the most in school history, and knocked off the number one team in the nation for the second consecutive season.

## STALLINGS' RECORD THROUGH THE YEARS

Year	School	Position	W-L	Conf.	Postseason
2009	Vanderbilt	Head Coach	19-12	8-8	—
2008	Vanderbilt	Head Coach	26-8	10-6	NCAA First Round
2007	Vanderbilt	Head Coach	22-12	10-6	NCAA Regional Semifinals
2006	Vanderbilt	Head Coach	17-13	7-9	NIT First Round
2005	Vanderbilt	Head Coach	20-14	8-8	NIT Quarterfinals
2004	Vanderbilt	Head Coach	23-10	8-8	NCAA Regional Semifinals
2003	Vanderbilt	Head Coach	11-18	3-13	—
2002	Vanderbilt	Head Coach	17-15	6-10	NIT First Round <sup>^</sup>
2001	Vanderbilt	Head Coach	15-15	4-12	—
2000	Vanderbilt	Head Coach	19-11	8-8	NIT First Round
1999	Illinois State	Head Coach	16-15	7-11	—
1998	Illinois State	Head Coach	25-6	16-2 <sup>#</sup>	NCAA Second Round
1997	Illinois State	Head Coach	24-6	14-4 <sup>#</sup>	NCAA First Round
1996	Illinois State	Head Coach	22-12	13-5	NIT Quarterfinals
1995	Illinois State	Head Coach	20-13	13-5	NIT Second Round
1994	Illinois State	Head Coach	16-11	12-6	—
1993	Kansas	Assistant	29-7	11-3 <sup>•</sup>	NCAA Final Four
1992	Kansas	Assistant	27-5	11-3 <sup>#</sup>	NCAA Second Round
1991	Kansas	Assistant	27-8	10-4 <sup>•</sup>	NCAA Final Four*
1990	Kansas	Assistant	30-5	11-3	NCAA Second Round
1989	Kansas	Assistant	19-12	6-8	—
1988	Purdue	Assistant	29-4	16-2 <sup>•</sup>	NCAA Sweet 16
1987	Purdue	Assistant	25-5	15-3 <sup>•</sup>	NCAA Second Round
1986	Purdue	Assistant	22-10	11-7	NCAA First Round
1985	Purdue	Assistant	20-9	12-6	NCAA First Round
1984	Purdue	Assistant	22-7	15-3 <sup>•</sup>	NCAA First Round
1983	Purdue	Assistant	21-9	11-7	NCAA Second Round
1982	Purdue	Player	18-14	11-7	NIT Final Four
1981	Purdue	Player	21-11	10-8	NIT Final Four
1980	Purdue	Player	27-8	11-7 <sup>#</sup>	NCAA Final Four
1979	Belleville J.C.	Player	28-9	—	NJCAA Tournament
<b>Totals at Vanderbilt</b>			<b>189-128</b>	<b>62-82</b>	
<b>Totals at Illinois State</b>			<b>123-63</b>	<b>75-33</b>	
<b>Head Coach Totals</b>			<b>312-191</b>	<b>147-123</b>	
<b>Totals at Kansas</b>			<b>132-37</b>	<b>49-21</b>	
<b>Totals at Purdue (coaching)</b>			<b>139-44</b>		
<b>Totals at Purdue (playing) 66-33</b>					

• - Regular season conference champions

# - Conference tournament champions

\* - Lost in National Championship game

<sup>^</sup> - Included an Opening Round play-in game that Vanderbilt won over Houston

COMMODORES<sup>®</sup>







# KEVIN STALLINGS



Coach Stallings and A.J. Ogilvy with  
Bill Raftery of CBS Sports

## STALLINGS' CAREER AT A GLANCE

- 5** NCAA appearances as a head coach
- 2** Sweet 16 appearances
- 3** Number of SEC Players of the Year in his 10-year tenure at Vanderbilt
- 8** 20-win seasons in 16 years as a head coach, four in his 10 years at Vanderbilt
- 312** Total victories as a head coach
- 189** Victories as Vanderbilt head coach, third-most in program history
- 29** Number of SEC All-Academic team members he has coached at Vanderbilt.
- All** 26 of his seniors either have earned or are currently working toward their college degree

In all, Stallings has coached in seven postseason tournaments, three NCAA tournaments and four NIT's. The Commodores reached the NIT in 2000, 2002, 2005, and 2006, and in 2005, the Commodores made the quarterfinals of the NIT, winning at Indiana and outlasting Wichita State at the buzzer before falling at Memphis, one step short of reaching the semifinal round in New York City.

### Qualities of a Caring Coach

Throughout his tenure at Vanderbilt, Stallings has proven himself as a coach whose intensity from the bench and drive to compete matches his reputation as a talented tactician and his genuine concern for players. Since coming to Nashville, Stallings has embraced the Commodore basketball tradition while building a program based on quality players and dedicated students.

He has molded Commodore players into some of the finest in the SEC. Former Commodores Dan Langhi and Matt Freije blossomed under the direction of Stallings. Langhi earned the 2000 SEC Player of the Year award while Freije became Vanderbilt's all-time leading scorer. Derrick Byars became Stallings' second player of the year in 2007, and wing Shan Foster became his third in 2008. Both Byars and Foster were second-round selections in the 2007 and 2008 NBA Draft, respectively.

At the same time, Stallings makes sure his players perform in the classroom. At Vanderbilt, all 26 of his seniors either have earned or are currently working toward their college degree. While at Illinois State, five Redbirds achieved Academic All-America status and all but two seniors earned their degree.

Since Stallings became head coach, a Vanderbilt player has been named:

- All-SEC either by the Associated Press or the league's coaches 17 times.
- SEC Player of the Week 16 times.
- Academic All-SEC 26 times.

### Track Record for Success

Prior to coming to Vanderbilt, Stallings coached six seasons at Illinois State (1994-99) in his first head coaching opportunity. Following the most successful coach in school history, Stallings raised the program to higher standards, taking four teams to postseason tournaments, including two trips to the NCAA Tournament. He became the first men's basketball coach in the history of the Missouri Valley Conference to win back-to-back regular season and conference tournament titles in 1997 and 1998. As the Redbirds head coach, Stallings averaged 21 wins a season, compiling a 123-63 record.

As an assistant coach, Stallings worked with two of the nation's most well-known and respected mentors in the nation – Gene Keady, his college coach at Purdue, and Roy Williams at Kansas.

After helping lead the Boilermakers as a player (1980-82) to three postseason tournament appearances, including a NCAA Final Four appearance in 1980, Stallings served as an assistant coach under Keady from 1983-88. On Keady's staff, Stallings helped direct Purdue to six NCAA Tournament appearances and three Big Ten championships while tallying a 140-



# KEVIN STALLINGS



44 overall record.

"More than anything, I think what Gene Keady taught me was that good teams have good players and great teams have great teammates," Stallings said. "I think his greatest strength was his ability to get a team to achieve as close to its potential as possible on a very consistent basis. That's because of his ability to motivate people to be a willing part of what he called 'being a company man.' I believe in that and I believe in him. It's obvious that he was brilliant in that way."

Stallings left Purdue to join Williams' coaching staff at Kansas in 1989. Over the next five seasons, the Jayhawks made four NCAA Tournament appearances, enjoyed two trips to the Final Four, finished as the 1991 national runner-up and accumulated a 132-38 mark during Stallings' stay.

"The thorough nature in which Roy Williams approaches his job was the biggest aspect I took from my time at Kansas. Roy is very detailed, very organized, and very meticulous. Not only is he a great coach and great recruiter, but he runs his program with precision and with great organization."

A 1978 graduate of Collinsville High School outside of St. Louis, Stallings played under the legendary Vergil Fletcher, who was inducted into the National High School Athletic Coaches Association Hall of Fame during the 2004 summer.

Stallings earned his undergraduate degree in business management and marketing at Purdue in 1982 before receiving a Master's degree from Purdue in 1985.

Stallings and his wife Lisa have three children: Jacob (18), Alexa (14) and Jordyn (8).



## STALLINGS' OVERALL RECORD VS. OPPONENTS

Akron.....1-0	Eastern Kentucky.....1-0	Louisiana Tech.....0-1	South Florida.....1-0	<b>Overall.....312-198</b>
Alabama.....7-6	East Tennessee State.....5-0	Massachusetts.....2-0	Southern Illinois.....7-8	At Home.....202-54
Alabama A&M.....4-0	Elon.....1-0	Memphis.....0-1	Southern Mississippi.....1-0	On the Road.....73-111
Alcorn State.....1-0	Evansville.....10-1	Michigan.....1-1	St. Joseph's.....1-0	At Neutral Sites.....37-26
American.....1-0	Fairleigh Dickinson.....1-0	Mississippi.....7-4	St. Mary's (Calif.).....1-0	In the NCAA Tournament...5-5
American-Puerto Rico.....1-0	Florida.....5-16	Mississippi State.....5-7	SE Missouri State.....1-0	In the NIT.....6-6
Appalachian State.....2-1	Florida State.....1-1	Missouri-Kansas City.....1-0	SW Missouri State.....9-5	In Overtime Games.....12-9
Arizona.....0-1	Furman.....2-1	Monmouth.....0-1	Southeastern Louisiana.....1-0	
Arizona State.....0-1	George Washington.....1-0	Morehead State.....2-0	Louisiana-Lafayette.....1-0	
Arkansas.....3-9	Georgetown.....1-2	Mount St. Mary's.....1-0	Stetson.....1-0	
Auburn.....8-5	Georgia.....11-9	MTSU.....1-0	Tennessee.....9-12	
Austin Peay.....2-0	Georgia Southern.....1-0	New Orleans.....1-0	Tennessee-Chattanooga.....1-0	
Belmont.....3-0	Georgia Tech.....2-2	Nicholls State.....1-0	Tennessee-Martin.....3-0	
Birmingham Southern.....1-0	Hampton.....1-0	Notre Dame.....1-3	Tennessee State.....3-0	
Boston College.....1-1	Hawaii.....0-1	North Carolina State.....1-0	Tennessee Tech.....3-0	
Bradley.....7-6	Hawaii-Hilo.....1-0	UNC Greensboro.....1-0	TCU.....2-0	
Bucknell.....1-0	High Point.....1-0	UNC Wilmington.....1-1	Texas-Pan American.....1-0	
Butler.....0-1	Hofstra.....1-0	Northeast Louisiana.....1-0	Toledo.....3-0	
Cal Poly SLO.....1-0	Houston.....1-0	Northern Iowa.....8-7	Tulane.....1-2	
Cal State Northridge.....1-0	Illinois.....0-1	Northwestern.....2-1	Tulsa.....4-2	
Centenary.....1-0	Illinois-Chicago.....2-2	Oakland.....1-1	Utah State.....2-0	
Central Arkansas.....1-0	Indiana.....2-1	Ohio.....2-0	Valparaiso.....1-0	
Central Michigan.....1-0	Indiana State.....10-3	Oregon.....1-1	Vanderbilt.....0-1	
Cincinnati.....0-3	IUPUI.....2-0	Pacific.....1-0	Virginia Commonwealth.....2-1	
College of Charleston.....1-0	Iona.....2-0	Pittsburgh.....2-0	Wake Forest.....1-2	
Colorado.....1-0	Iowa State.....0-2	Puerto Rico-Mayaguez.....1-0	Washington State.....1-1	
Connecticut.....0-3	Jacksonville State.....1-0	Purdue.....0-1	Western Carolina.....1-0	
Creighton.....10-2	James Madison.....1-1	Rice.....2-0	Western Kentucky.....3-0	
Dayton.....3-0	Kentucky.....8-13	Saint Francis.....1-0	Western Michigan.....1-0	
DePaul.....2-2	LaSalle.....1-0	Santa Clara.....0-2	Wichita State.....12-2	
Drake.....12-2	Lehigh.....1-0	Siena.....0-1	William & Mary.....1-0	
Duquesne.....0-2	Liberty.....1-0	South Alabama.....1-0	Wisconsin.....1-2	
East Carolina.....1-1	Lipscomb.....2-0	South Carolina.....9-11	Wisconsin-Green Bay.....3-1	
Eastern Illinois.....1-0	Louisiana State.....7-6	South Carolina State.....1-0	Wofford.....3-0	

COMMODORES®





# BRAD FREDERICK



## THE FREDERICK FILE

### **Born**

November 19, 1976

### **High School**

Lawrence H.S. (Kansas)

### **College**

#### **Bachelor's Degree:**

History & Political Science,  
North Carolina, '99

#### **Master's Degree:**

Education,  
Illinois, '05

### **Family**

Wife, Jocelyn;  
Son, Benjamin Robert

### **Prior Basketball Career**

North Carolina, Player  
(1997-99)

Vanderbilt, Staff  
(2000-Present)



**B**rad Frederick is in his 11th campaign at Vanderbilt after joining Kevin Stallings' first Commodore coaching staff in 2000.

The son of former Kansas University Athletics Director Bob Frederick, Brad grew up in Lawrence, Kan., and sat in on numerous Jayhawk practices at Allen Field House under former head coaches Larry Brown and Roy Williams.

Frederick played three seasons as a reserve forward at North Carolina, including the final season of legendary coach Dean Smith's career and the two-year coaching tenure of Bill Guthridge.

"That's one reason I went to North Carolina," Frederick said. "I wanted to learn from Coach Smith. Besides teaching me numerous things on the basketball court, he also showed me how to run a program."

As a Tar Heel, Frederick was part of two Final Four teams and two ACC Championship teams. He was the recipient of the team's Rick Sharp Award, which goes to the player who contributes the most behind the scenes. As a senior at UNC, Frederick also served as an assistant coach for the North Carolina junior varsity program under former Tar Heel great Phil Ford.

Frederick won the Athletic Director's Scholar-Athlete award twice during his junior and senior year and graduated with honors in political science and history.

Stallings met Frederick when the current Commodore head coach was an assistant at Kansas from 1989-1993.

Frederick, 32, is married to Jocelyn Isenburg of Longmeadow, Mass. They are the proud parents of Benjamin Robert Frederick, who was born February, 20, 2008.

### **FREDERICK ON COACHING AT VANDERBILT**

"It has been a tremendous experience working at Vanderbilt. I feel fortunate to be around so many quality kids and coaches."

# DAN MULLER



## THE MULLER FILE

### **Born**

February 21, 1976

### **High School**

Central Catholic (Ind.)

### **College**

#### **Bachelor's Degree:**

Business Management  
Illinois State '98

#### **Master's Degree:**

Business Administration  
Florida '03

### **Family**

Wife, Melissa; step-son, Sib

### **Basketball Career**

Illinois State, Player  
(1995-98)

Vancouver Grizzlies, Player  
(1999)

Siemens Ghent (Belgium), Player  
(2000)

Vanderbilt, Staff  
(2001-Present)



**D**an Muller is in his 10th season as a member of the Vanderbilt basketball program. Muller's responsibilities with the Commodores include recruiting, player academics, and scouting.

Prior to joining the Vanderbilt staff, Muller spent two years playing professionally in Argentina, Vancouver and Belgium.

Muller is no stranger to head coach Kevin Stallings after playing for him at Illinois State (1995-98). Muller helped the Redbirds to two regular season and Missouri Valley Conference Tournament championships and four postseason appearances, including trips to the NCAA Tournament in his final two seasons.

Ranked eighth in career scoring, Muller posted career marks in four categories, while helping ISU to a 91-36 record during his stay. He also was a three-time member of the MVC All-Defense Team and was named the MVP of the MVC Tournament as a senior.

Off the court, Muller was just as successful. He was a two-time GTE Academic All-American and was a recipient of the NCAA's Post-Graduate Scholarship. He also was named a Bone Scholar, the highest academic honor at ISU.

In 2003, Muller earned his MBA from the University of Florida.

He and his wife, Melissa, have one step son, Sib.

COMMODORES®

## **MULLER ON COACHING AT VANDERBILT**

"In my time at Vanderbilt, I have had the fortunate opportunity to work with the best coaches in the business, coach the most admirable student-athletes in the country and be a part of a truly special university."





# KING RICE



## THE RICE FILE

**Born**  
December 14, 1968

**High School**  
Binghamton High School

**College**  
**Bachelor's Degree:**  
Radio-TV-Motion Pictures,  
North Carolina, '92

**Family**  
Wife, Summer; son, Alexander;  
niece Dominique

**Prior Basketball Career**  
North Carolina, Player  
(1988-91)  
Oregon, Staff  
(1992-93)  
Illinois State, Staff  
(1993-98)  
Providence, Staff  
(1999-2000)  
Vanderbilt, Staff  
(2006-present)



**K**ing Rice is in his fourth season at Vanderbilt. The former point guard at North Carolina and assistant coach at Oregon, Illinois State and Providence, was named to the Vanderbilt staff in June 2006.

Rice, 40, served as an assistant to Stallings for five seasons at Illinois State from 1994-98, helping the Redbirds advance to postseason play four times, including two appearances in the NCAA Tournament. Rice helped spearhead recruiting efforts and was noted for his solid relationships with players.

Prior to his stint in Normal, Ill., Rice began his coaching career as an assistant on Jerry Green's Oregon staff during the 1993 campaign. Following his five seasons with Stallings at Illinois State, Rice was an assistant for two years (1999-2000) at Providence under current head coach Tim Welsh.

As a point guard at North Carolina from 1988-91, Rice played under legendary coach Dean Smith helping the Tar Heels to a 29-6 overall mark and appearance at the NCAA Final Four in 1991. He finished his career ranked third on the Tar Heels all-time assist list with 629. His assist numbers rank 11th all-time in the Atlantic Coast Conference, averaging 6.2 assists in 140 career games. Rice was voted most outstanding senior by his teammates in 1991 after receiving recognition as the squad's top defensive player during his junior season.

A native of Binghamton, N.Y., Rice earned his bachelor's degree in communications from North Carolina in 1992.

Rice served as head coach of the Bahamian National team for three seasons from 2002-2004.

Along with North Carolina teammate Rick Fox, Rice formed CarolinaPros, Inc., in 1998. The service organization currently sponsors a variety of community-based events and provides assistance through mentoring programs, scholarships, skill development and donor education.

Rice worked as a professional trainer to Fox for five years. Fox logged 13 seasons in the NBA with the Boston Celtics and Los Angeles Lakers from 1992-2004.

Rice's family includes his wife, Summer, son, Alexander and niece, Dominique.



**Coach Rice with his wife Summer and son Alexander**

## RICE ON COACHING AT VANDERBILT

"Kevin Stallings is one of the top minds in college basketball. At the same time, Vanderbilt offers a great setting to gain a quality education while competing in one of the strong conferences in the nation."

# TOM RICHARDSON



## THE RICHARDSON FILE

### **Born**

August 3, 1954

### **High School**

Marist (Ill.)

### **College**

#### **Bachelor's Degree:**

Social Sciences,  
St. Xavier (Ill.) '77

#### **Master's Degree:**

Physical Education,  
Chicago State '86

### **Family**

Wife, Nancy; three children,  
Mary Beth, Katie, Matthew

### **Prior Basketball Career**

St. Xavier (Ill.), Player  
(1974-77)

Marist HS (Ill.), Staff  
(1977-79)

Nazareth HS (Ill.), Head Coach  
(1980-93)

Illinois State, Staff  
(1993-99)

Illinois State, Head Coach  
(1999-2002)

Vanderbilt, Staff  
(2003-Present)



**T**om Richardson enters his seventh season at Vanderbilt after joining the men's basketball program prior to the 2003-04 season.

A trusted friend and talented instructor, Richardson came to Vanderbilt after serving four years as head coach at Illinois State.

He succeeded Stallings as the Redbird head coach after the two had combined to lead Illinois State to a 123-63 record in six years.

During that tenure, regarded by many as the most successful in school history, the Redbirds won two Missouri Conference championships, made two trips to the NCAA Tournament and had two berths in the NIT. He also had the opportunity to coach Dan Muller, who is currently on the Vanderbilt staff.

In his four years as head coach, Richardson directed Illinois State to a 56-64 record with two second-place finishes in the Missouri Valley and one trip to the NIT.

Richardson gained a reputation as an excellent shooting instructor and the Illinois State field goal and free throw percentages during his tenure are proof of that ability. He was responsible for three of the top four free throw percentage seasons and three of the top five field goal percentage seasons in Illinois State history. His 2002-03 squad led the nation, shooting 44 percent from behind the 3-point line.

Prior to going to Illinois State, Richardson compiled a 193-146 record at Nazareth Academy High School in LaGrange, Ill., a Chicago suburb. He began the boys basketball program there and in his last 10 years had a 182-84 mark with three conference championships.

Richardson graduated from St. Xavier (Ill.) in 1977 and was a two-time basketball team captain. He was inducted into the school's athletics hall of fame in 1991. He received his master's from Chicago State in 1986.

He and his wife, Nancy, have three children; Mary Beth, Katie, and Matthew.

COMMODORES<sup>®</sup>





# SUPPORT STAFF

## SUPPORT STAFF



**Neal Clark**  
Academic Advisor



**Mark Davis**  
Strength & Conditioning Coach



**Shannon Gordon**  
Athletic Trainer



**Meredith Schakel**  
Administrative Assistant

## STUDENT MANAGERS



**Doug Browne**  
Junior



**Sam Ferry**  
Senior



**Justin Murphy**  
Junior

**Not Pictured:**  
Willis Hulings

### Neal Clark - Academic Advisor

Neal Clark is in his fourth full season as academic counselor for the Commodore men's basketball team after arriving at Vanderbilt in February 2005. Clark also works with the women's bowling team.

Prior to joining Vanderbilt, Clark had worked in a similar role with the football squad at the University of Kentucky since August 2003, assisting as a liaison between the university's central advising service and the athletic department. Clark also served as the Assistant Director of Student-Athlete Services for football at James Madison University from June 2002 to July 2003.

Clark earned both his bachelor's degree (1992) and master's degree (2002) in social work from Kentucky. He worked two years with the athletic department's community outreach program from 1999-2000 before serving as an academic graduate assistant from 2000-2002.

### Mark Davis - Strength & Conditioning Coach

Mark Davis is in his ninth season as the strength coach for the men's basketball program. He also works with the women's track and field, women's cross country and swimming and diving teams.

Davis majored in psychology at Wittenberg University in Springfield, Ohio, where he earned his bachelor's degree in 1988. In 1994, he earned his master's degree in exercise science and physical education from Arizona State. Prior to Vanderbilt, Davis worked as Head Strength and Conditioning Coach at Tennessee State from 1997-1999. He also served as the strength and conditioning coach at Nebraska State from 1995-1997.

Mark and his wife, Cindy, have a son, Noah.

### Shannon Gordon - Athletic Trainer

Shannon Gordon is in his third season as the athletic trainer for Commodore men's basketball, and his second season at Vanderbilt. He worked with the nationally ranked VU baseball team in 2006-07.

Gordon came to Nashville after working as an athletic trainer at Ohio University. He worked closely with the men's basketball team as well as the football and women's soccer squads.

This is his second stint in Nashville as he served as outreach coordinator for high school athletic training programs through Columbia Sports Medicine from 1994-99. He also worked with the Nashville Kats from 1997-99.

Gordon has a bachelor's degree in physical education with an emphasis on athletic training from Indiana State in 1992. He earned his master's degree in kinesiology/athletic training from Indiana and is currently pursuing his PhD.

He is married to the former Kara Durham.

### Meredith Schakel - Administrative Assistant

Meredith Schakel is in her fifth season as the administrative assistant for the men's basketball team. She maintains Coach Stallings' appointment schedule and handles all correspondence for the staff. Schakel organizes the Commodores' postseason banquet, works with Vanderbilt's basketball alumni group — the Rebounders — and performs the bookkeeping duties associated with the summer basketball camps.

Prior to her current position, Schakel worked as a marketing assistant in the Vanderbilt athletics department, working with nine Commodore teams. Schakel graduated from the University of North Carolina in 2003 with a degree in Business Administration. While at North Carolina, she worked in the Tar Heel athletics marketing department, assisting with football, men's and women's basketball, field hockey and lacrosse.

## GAMEDAY TABLE CREW



**Matt Rigsby**  
Crew Chief



**Milton Francis**  
Game Clock



**Brady Gardner**  
Official Scorer



**Chip Hoback**  
Public Address  
Announcer



**Warren Phillips**  
Official Scorer



**Pat Woosley**  
Shot Clock Operator  
(primary)



2008-09 REVIEW



2008-09 REVIEW



# 2008-09 SEASON REVIEW

## EIGHTH-YOUNGEST TEAM IN NATION GETS YEAR OF EXPERIENCE UNDER THEIR BELT

**Despite playing with a team with no seniors in 2008-09, the Commodores finished with a 19-12 overall record and an 8-8 record in SEC play, the third consecutive season Vanderbilt has ended the season with a .500 record or better in league action. Sophomore A.J. Ogilvy made the All-SEC second team for the second straight year, and freshman Jeffery Taylor was named to the All-SEC Freshman team for their exploits on the floor.**

### 2008-09 Postseason Accolades

Then-sophomore center A.J. Ogilvy was named to the All-SEC second team by the league's coaches and was an honorable mention selection by the league's media after averaging 15.4 points and 7.1 rebounds per game, both team highs. Freshman Jeffery Taylor was named to the All-Freshman team for his exploits by the league's coaches, and Elliott Cole, Joe Duffy, and Andre Walker were named to the Winter SEC Academic Honor Roll for their work in the classroom. It marks the 12th time in the Stallings era that Vanderbilt has had a player on the All-SEC team, and the fifth time VU has had someone on the All-Freshman team. Stallings has coached 29 members of the SEC Academic Honor Roll since his arrival on the Vanderbilt campus in 1999-00.

### Quick 2008-09 Recap

The Commodores finished with a 19-12 overall record and an 8-8 record in SEC play, but missed the postseason for the first time since the 2002-03 season and only the second time in the Kevin Stallings era, which began prior to the 1999-00 season. However, the Commodores were the eighth-least experienced team in the nation in 2008-09 according to KenPom.com, and the team won eight out of its last 11 regular season games, including a win over SEC regular champion LSU in Baton Rouge on March 4.

### SEC Success

Vanderbilt ended SEC play with an 8-8 record, the third consecutive season Vanderbilt finished with a .500 record or better, and the fifth time in six years it has happened.

### Leaders From 2008-09 Season

A.J. Ogilvy led the team in scoring at 15.4 points per game and rebounding with 7.1 rebounds per contest. Point guard Jermaine Beal, who once again led the SEC in assist-to-turnover ratio last year, added 12.5 points, freshman Jeffery Taylor chipped in 12.2 points a game, and Brad Tinsley tallied 11.0 points a game. Taylor was second on the team in rebounding with 6.2 rebounds per game.

### 2008-09

#### SEASON HIGHLIGHTS

- ★ Ended regular season by winning eight out of last 11 games.
- ★ Posted an 8-8 record in league play, the third consecutive year VU has a .500 record or better in SEC competition.
- ★ Defeated SEC regular season champions LSU in Baton Rouge.
- ★ A.J. Ogilvy named to All-SEC second team and becomes the first Vanderbilt sophomore to reach the 1,000-point barrier.
- ★ The Commodores blocked 137 shots in 2008-09 as a team, which set a new single-season record. The previous mark was 131 during the 1994-1995 season.
- ★ Vanderbilt finished second in the SEC in scoring defense at 65.6 points per game and third in field goal percentage defense at 39.9%.
- ★ Commodore freshman Jeffery Taylor was named to the All-Freshman team.
- ★ Freshman Brad Tinsley made 69 three-pointers in his initial collegiate campaign, a total that tied Shan Foster for the most three's made by a Commodore freshman in a single season. Foster made 69 threes in his freshman season, which came in 2004-05.
- ★ Vanderbilt's 729-game streak with at least one three-pointer in a game concluded its 22nd season.

### Two Freshman Double Digit Scorers For First Time Since...

1977. Vanderbilt's Jeffery Taylor and Brad Tinsley both averaged double digits at 12.2 and 10.7 points per game, respectively, the first time since 1977 that VU has had a true freshman scoring tandem. Charles Davis (15.3) and Greg Fuller (10.8) accomplished the feat in 1977.

### Ogilvy Eclipses 1,000-Point Barrier, Becomes First Vanderbilt Sophomore To Do So

With a 33-point effort against LSU on March 4, A.J. Ogilvy became the first sophomore in the history of Vanderbilt basketball to eclipse the 1,000-point barrier, and has 1,026 points heading into his junior season. Vanderbilt legend Clyde Lee scored 1,100 points in his first two seasons in a Commodore uniform as a sophomore and junior. Freshmen were not eligible in those years (1963-65). Billy McCaffrey, who played as a junior and senior (1992-94) also scored a 1,000 points in two seasons (1,359 points). Ogilvy has scored in double-figures in 57 out of 63 games in his two year career at Vanderbilt. He has 17 career 20+-point outings and has had eight double-doubles in his career.



A.J. Ogilvy

# 2008-09 SEASON REVIEW



COMMODORES®

## Ogilvy Three Blocks Away From Milestone

A.J. Ogilvy has 97 blocks for his career and is only three blocks away from becoming the second Commodore to post 1,000 points and 100 blocks in a career. Vanderbilt great Will Perdue is the only other VU player to accomplish the feat, with 1,281 points and 157 blocks. Ogilvy will be only the fourth Vanderbilt player to eclipse the 100-block barrier in his career.

## Ogilvy On Career Lists

Sophomore A.J. Ogilvy has already made the all-time records list in scoring and blocks after only two years of competition. Ogilvy currently has 1,026 points, which is good for 37th all-time, and his total of 97 blocks put him in fourth place overall for blocks in a career.

## Speaking of Blocks...

The Commodores blocked 137 shots in 2008-09 as a team, which set a new single-season record. The previous mark was 131 during the 1994-1995 season.

## Beal Leads SEC In Assist-to-Turnover Ratio For Second Consecutive Season

Jermaine Beal, who started in every game last season as a junior, led the league in assist-to-turnover ratio at 2.02, percentage points in front of Tennessee's Bobby Maze and Garrett Temple of LSU. As a sophomore in 2007-08, Beal led the SEC and was sixth in the nation in the category at an astonishing 3.06 to 1.

## 40-Minute Man

Beal played the entire 40 minutes against Alabama on February 5, the first a player has done that in a regulation game since March 17, 1998. Vanderbilt senior guard and Nashville native Drew Maddux played all 40 minutes of regulation en route to scoring 17 points and leading Vanderbilt to a 72-68 win over Wake Forest in the second round of the 1998 NIT.

## Underclassmen Produce In 2008-09

Vanderbilt's redshirt freshmen and freshmen accounted for 1,085 points last year, a percentage of 49.7%, and underclassmen (freshmen and sophomores) tallied 1,619 points, or 74.1% of the points scored in 2008-09.

## Tinsley Ties Freshman Record

Freshman Brad Tinsley made 69 three-pointers in his initial collegiate campaign, a total that tied Shan Foster for the most three's made by a Commodore freshman in a single season. Foster made 69 threes in his freshman season, which came in 2004-05.

## International Flavor

The Commodores sport a very wordly roster, with players from five different countries. A.J. Ogilvy is from Australia, Festus Ezeli is from Nigeria, Jeffery Taylor is from Sweden, and Steve Tchiengang is from Cameroon. Of the 341 NCAA Division I teams, only eight have players from five countries, and only Vanderbilt and Northwestern hail from BCS leagues.

## Starting Lineups

The Commodores used nine different starting lineups in 2008-09. Junior Jermaine Beal and freshman Jeffery Taylor have been the two constants for Vanderbilt all season. The team's results with the different lineups:

Lineup	Result
Beal, Drake, Taylor, Ezeli, Ogilvy	1-0
Beal, Drake, Taylor, McClellan, Ogilvy	0-1
Beal, Tinsley, Taylor, Walker, Ogilvy	1-0
Beal, Tinsley, Taylor, Ezeli, Ogilvy	2-0
Beal, Tinsley, Taylor, McClellan, Ogilvy	4-3
Beal, Tinsley, Taylor, Tchiengang, Ogilvy	9-6
Beal, Tinsley, Taylor, McClellan, Ezeli	1-1
Beal, Drake, Taylor, Tchiengang, Ezeli	0-1
Beal, Drake, Tinsley, Taylor, Ogilvy	1-0

## 3-Point Streak Continues Through 21st Season; VU One Of Three Teams To Hit A Trey In Every Game Since 1986-87 Season

Vanderbilt has made a 3-pointer in 729 consecutive games after the 2008 campaign. The Commodores rank second only to UNLV (738) for the longest streak in Division I basketball. Vanderbilt, UNLV and Princeton (623) are the only three schools in college basketball to have made at least one 3-pointer in every game played since the 3-point line was implemented for the 1986-87 season.

## Walker Returns From Torn ACL

Andre Walker, a 6'7 guard/forward who tore his ACL against Middle Tennessee State on November 24, 2008, returns from the injury after extensive rehab. Walker, who redshirted the season last year because of the injury and will be a sophomore this year, will be back to fortify the Commodores' wing and power forward position. The Flossmoor, Ill., native was named to the Spring SEC Academic Honor Roll last season and was one of the team's top defenders before his season-ending injury.

## Commodores Add John Jenkins To The Fold

Vanderbilt had one signee in 2008-09, John Jenkins from nearby Station Camp High School in Gallatin, Tenn. Jenkins, a 6'4 shooting guard, led all high scorers last season at 42.3 points per game and scored more than 30 points in every one of his games last year as a high school senior. He converted 62% of his shots from the

floor and 47% from three and also made 88% of his free throws in his senior year.

## Vanderbilt And National Rankings

The Commodores ended the season ranked 32nd in the nation in field goal percentage defense at 39.9% and ranked 42nd in the country in rebound margin at +4.7.

## Vanderbilt and SEC Rankings

Vanderbilt had four players ranked in the SEC individual rankings at the end of the season.

<b>Jermaine Beal</b> .....SEC	<b>Total</b>
Scoring .....	18th (13.5) ....23rd (12.5)
Assists .....	12th (2.8) ..... 10th (3.2)
FT% .....	5th (.787) ..... 4th (.823)
3FG Made .....	T-13th (2.1) ..... 13th (1.9)
A/TO Ratio.....	NA..... 1st (2.02)
Minutes Played.....	4th (35.1) ..... 4th (33.1)
<b>A.J. Ogilvy</b> .....SEC	<b>Total</b>
Scoring .....	11th (15.1) .... 11th (15.4)
Rebounding .....	12th (7.0) ..... 12th (7.1)
FG% .....	1st (.559) ..... 6th (.543)
FT % .....	NA..... 15th (.699)
Blocks .....	5th (1.7) ..... 5th (1.7)
Defensive Rebounds .....	4th (5.4) ..... 5th (5.4)
<b>Jeffery Taylor</b> .....SEC	<b>Total</b>
Scoring .....	T-30th (11.6) .26th (12.2)
Rebounding .....	T-15th (6.3) ..... 15th (6.2)
FT % .....	15th (.697) ..... NA
Offensive Rebounds.....	T-8th (2.9) ..... 10th (2.6)
<b>Brad Tinsley</b> .....SEC	<b>Total</b>
3FG Made .....	15th (2.0) ..... 7th (2.2)
Assists .....	11th (2.9) ..... 15th (2.8)





# 2008-09 STATISTICS



**Overall Record: 19-12; SEC: 8-8; Home: 13-4; Away: 3-7; Neutral: 3-1**

## OVERALL STATISTICS

						TOTAL			3-PTS			REBOUNDS														
No.	Player	GP	GS	Min	Avg	FG	FGA	Pct	3FG	FGA	Pct	FT	FTA	Pct	Off	Def	Tot	Avg	PF	FO	A	TO	Blk	Stl	Pts	Avg
04	OGILVY, A.J.	29	28	799	27.6	152	280	.543	7	27	.259	137	196	.699	51	156	207	7.1	78	1	37	80	48	25	448	15.4
00	BEAL, Jermaine	31	31	1026	33.1	118	280	.421	58	144	.403	93	113	.823	9	100	109	3.5	52	0	99	49	5	35	387	12.5
44	TAYLOR, Jeffery	31	31	805	26.0	136	271	.502	9	41	.220	96	139	.691	82	110	192	6.2	76	5	53	69	12	29	377	12.2
01	TINSLEY, Brad	31	28	960	31.0	108	258	.419	69	168	.411	56	68	.824	7	72	79	2.5	36	0	86	64	5	20	341	11.0
34	DRAKE, George	30	4	522	17.4	62	143	.434	10	50	.200	27	34	.794	27	53	80	2.7	49	2	36	38	6	24	161	5.4
05	GOULBOURNE, Lance	23	0	325	14.1	42	89	.472	11	31	.355	22	31	.710	21	54	75	3.3	25	0	7	25	12	10	117	5.1
03	EZELI, Festus	29	6	360	12.4	41	75	.547	0	0	.000	28	55	.509	28	46	74	2.6	58	1	1	43	22	4	110	3.8
33	TCHIENGANG, Steve	25	16	432	17.3	28	85	.329	12	39	.308	23	32	.719	23	56	79	3.2	71	2	12	30	11	9	91	3.6
21	MCCLELLAN, Darshawn	31	10	523	16.9	23	79	.291	6	23	.261	12	24	.500	26	66	92	3.0	52	1	35	34	9	7	64	2.1
02	HINKLE, Charles	25	0	211	8.4	14	48	.292	8	35	.229	13	15	.867	4	18	22	0.9	23	0	11	12	2	7	49	2.0
50	DUFFY, Joe	19	0	126	6.6	8	20	.400	0	0	.000	3	4	.750	8	14	22	1.2	18	0	7	8	1	1	19	1.0
10	MERWEATHER, Chris	5	0	9	1.8	1	1	1.000	0	0	.000	0	0	.000	0	0	0	0.0	2	0	0	1	0	0	2	0.4
15	COLE, Elliott	10	0	17	1.7	1	2	.500	0	1	.000	1	2	.500	0	1	1	0.1	2	0	0	2	0	1	3	0.3
TM	TEAM.....														43	54	97	3.1	0			4			0	
	Total.....	31				740	1642	.451	190	561	.339	515	719	.716	334	810	1144	36.9	549	12	389	466	137	174	2185	70.5
	Opponents.....	31				713	1789	.399	213	597	.357	394	566	.696	339	658	997	32.2	599	-	359	390	114	222	2033	65.6

**SEC Record: 8-8; Home: 6-2; Away: 2-6;**

## SEC STATISTICS

					TOTAL			3-PTS			REBOUNDS															
No.	Player	GP	GS	Min	Avg	FG	FGA	Pct	3FG	FGA	Pct	FT	FTA	Pct	Off	Def	Tot	Avg	PF	FO	A	TO	Blk	Stl	Pts	Avg
04	OGILVY, A.J.	15	14	419	27.9	81	145	.559	4	14	.286	60	93	.645	24	81	105	7.0	40	1	19	39	26	16	226	15.1
00	BEAL, Jermaine	16	16	560	35.0	68	165	.412	33	85	.388	48	61	.787	6	42	48	3.0	27	0	45	26	2	12	217	13.6
44	TAYLOR, Jeffery	16	16	425	26.6	64	131	.489	4	12	.333	53	76	.697	47	53	100	6.3	38	3	30	43	5	12	185	11.6
01	TINSLEY, Brad	16	15	508	31.8	56	135	.415	32	83	.386	31	36	.861	5	38	43	2.7	20	0	47	35	3	9	175	10.9
34	DRAKE, George	15	2	255	17.0	33	69	.478	1	15	.067	15	16	.938	17	25	42	2.8	28	2	8	18	2	11	82	5.5
05	GOULBOURNE, Lance	16	0	221	13.8	27	60	.450	8	23	.348	11	18	.611	13	27	40	2.5	23	0	6	17	8	6	73	4.6
33	TCHIENGANG, Steve	16	10	279	17.4	20	55	.364	9	26	.346	18	23	.783	13	37	50	3.1	48	2	7	20	8	7	67	4.2
03	EZELI, Festus	16	3	194	12.1	20	32	.625	0	0	.000	12	29	.414	15	23	38	2.4	31	1	0	22	7	3	52	3.3
21	MCCLELLAN, Darshawn	16	4	248	15.5	9	41	.220	1	14	.071	3	9	.333	14	41	55	3.4	25	1	11	16	3	2	22	1.4
02	HINKLE, Charles	11	0	61	5.5	5	15	.333	2	10	.200	1	2	.500	2	4	6	0.5	7	0	5	5	1	2	13	1.2
50	DUFFY, Joe	6	0	18	3.0	1	3	.333	0	0	.000	0	0	.000	1	2	3	0.5	4	0	1	1	1	0	2	0.3
15	COLE, Elliott	2	0	1	0.5	0	0	.000	0	0	.000	0	0	.000	0	0	0	0.0	1	0	0	0	0	0	0	0.0
10	MERIWEATHER, Chris	1	0	1	1.0	0	0	.000	0	0	.000	0	0	.000	0	0	0	0.0	0	0	0	0	0	0	0	0.0
TM	TEAM.....														22	35	57	3.6	0			4			0	
	Total.....	16				384	853	.450	94	284	.331	252	363	.694	179	408	587	36.7	293	10	180	247	66	80	1114	69.6
	Opponents.....	16				399	926	.431	123	333	.369	212	302	.702	164	348	512	32.0	307	-	190	190	66	114	1133	70.8



COMMODORES<sup>®</sup>



# 2008-09 RESULTS

## 2008-09 Game-by-Game Results 19-12 Overall • 13-4 Home • 3-7 Away • 3-1 Neutral

Date	Opponent	W/L	Score	Attend	VU High Scorer	VU High Rebounder
11/16/08	#MOREHEAD STATE	W	74-48	12562	(16)TAYLOR, Jeffery	(5)TAYLOR, Jeffery
11/20/08	ILLINOIS (FSN)	L	63-69	12630	(13)OGILVY, A.J.	(7)OGILVY, A.J.
11/24/08	MTSU (CSS)	W	65-57	12502	(19)OGILVY, A.J.	(11)OGILVY, A.J.
11/26/08	#CENTRAL ARKANSAS	W	83-62	12126	(16)TAYLOR, Jeffery	(11)TAYLOR, Jeffery (8)OGILVY, A.J.
11/29/08	^Drake (CBS College Sports)	W	72-57	275	(19)TINSLEY, Brad	(8)DRAKE, George
11/30/08	^VCU (CBS College Sports)	W	71-66	312	(25)OGILVY, A.J.	(6)BEAL, Jermaine (7)OGILVY, A.J.
12/03/08	UIC	L	55-74	13214	(14)OGILVY, A.J.	(7)MCCLELLAN, Darshawn (7)TAYLOR, Jeffery
12/6/08	at Georgia Tech (FSN)	L	51-63	7219	(14)TAYLOR, Jeffery (15)OGILVY, A.J.	(7)TAYLOR, Jeffery (7)OGILVY, A.J.
12/10/08	ALABAMA A&M	W	78-55	12662	(18)TAYLOR, Jeffery	(8)OGILVY, A.J.
12/16/08	!South Florida (ESPN2)	W	71-52	9498	(20)BEAL, Jermaine (20)OGILVY, A.J.	(13)OGILVY, A.J.
12/20/08	TENNESSEE TECH (CSS)	W	83-63	12700	(20)OGILVY, A.J.	(7)GOULBOURNE, Lance (7)TAYLOR, Jeffery
12/22/08	FURMAN (CSS)	W	68-49	11961	(22)OGILVY, A.J.	(8)OGILVY, A.J.
12/31/08	SAINT FRANCIS	W	84-55	12496	(17)BEAL, Jermaine	(8)GOULBOURNE, Lance
01/03/09	at Massachusetts (CBS College Sports)	W	78-48	5698	(14)OGILVY, A.J.	(8)GOULBOURNE, Lance (8)OGILVY, A.J.
01/10/09	*at Kentucky (Raycom)	L	60-70	24249	(18)BEAL, Jermaine	(11)TAYLOR, Jeffery
01/14/09	*GEORGIA	W	50-40	13972	(18)OGILVY, A.J.	(5)BEAL, Jermaine (5)DRAKE, George
01/17/09	*at Mississippi State (FSN)	L	66-73	9268	(18)TAYLOR, Jeffery	(6)GOULBOURNE, Lance (6)OGILVY, A.J.
01/20/09	*TENNESSEE (ESPN)	L	63-76	14057	(16)DRAKE, George	(7)TAYLOR, Jeffery
01/25/09	*FLORIDA (CBS)	L	69-94	13993	(14)DRAKE, George	(9)TAYLOR, Jeffery
01/28/09	*at South Carolina	L	76-86	12766	(23)TAYLOR, Jeffery	(11)OGILVY, A.J.
01/31/09	*at Auburn	W	82-75	6896	(21)BEAL, Jermaine	(9)TAYLOR, Jeffery
02/05/09	*ALABAMA (ESPN2)	W	79-74	13850	(20)OGILVY, A.J. (20)BEAL, Jermaine	(12)OGILVY, A.J.
02/07/09	*OLE MISS (CBS)	W	71-61	14316	(17)OGILVY, A.J.	(9)OGILVY, A.J.
02/14/09	*at Tennessee (Raycom)	L	50-69	20375	(11)OGILVY, A.J. (11)TINSLEY, Brad	(6)GOULBOURNE, Lance (6)BEAL, Jermaine
02/17/09	*KENTUCKY (ESPN)	W	77-64	14366	(17)BEAL, Jermaine (17)GOULBOURNE, Lance	(8)OGILVY, A.J. (8)TAYLOR, Jeffery
2/21/09	*at Florida (Raycom)	L	68-82	12543	(18)OGILVY, A.J.	(7)TAYLOR, Jeffery
02/25/09	*at Georgia	L	57-61	5841	(12)OGILVY, A.J.	(8)OGILVY, A.J.
02/28/09	*SOUTH CAROLINA (ESPNU)	W	96-83	13963	(28)OGILVY, A.J.	(7)BEAL, Jermaine
03/04/09	*at LSU	W	75-67	13249	(33)OGILVY, A.J.	(10)OGILVY, A.J.
03/08/09	*ARKANSAS (Raycom)	W	75-58	14316	(16)TAYLOR, Jeffery	(10)OGILVY, A.J. (10)TAYLOR, Jeffery
03/12/09	@vs Alabama (Raycom)	L	75-82	12152	(20)TINSLEY, Brad	(8)OGILVY, A.J.

**KEY:** (\*) - SEC game; (#) - Cancun Challenge, Nashville, Tenn.; (!) - Cancun Challenge, Cancun, Mexico; (!) SEC/Big East Challenge, Sommet Center, Nashville, Tenn.; (@) - SEC Tournament, Tampa, Fla.; (FSN) - Fox Sports Net; (CBS College Sports) - CBS College Sports; (CSS) - Comcast Sports Southeast; (RAYCOM) - Raycom Sports;

Attendance Summary	Games	Totals	Avg/Game
HOME	17	225686	13276
AWAY	10	118104	11810
NEUTRAL	4	22237	5559
<b>TOTAL</b>	<b>31</b>	<b>366027</b>	<b>11807</b>



# 2008-09 STATISTICS



## 2008-09 Vanderbilt Game-by-Game Statistics

Opponent	Date	Score	W/L	FG-FGA	Pct	3FG-FGA	Pct	FT-FTA	Pct	Rebounds		PF	A	TO	Blk	Stl	Pts
										Off-Def-Tot							
MOREHEAD STATE	11/16/08	74-48	W	22-48	.458	8-22	.364	22-28	.786	8-23-31	13	9	18	8	7	74	
ILLINOIS	11/20/08	63-69	L	23-53	.434	4-15	.267	13-21	.619	13-20-33	14	14	10	5	5	63	
MTSU	11/24/08	65-57	W	19-44	.432	5-9	.556	22-30	.733	12-30-42	26	11	17	7	2	65	
CENTRAL ARKANSAS	11/26/08	83-62	W	30-59	.508	7-25	.280	16-21	.762	12-31-43	13	16	9	6	3	83	
vs. Drake	11/29/08	72-57	W	24-52	.462	10-22	.455	14-17	.824	7-21-28	24	18	13	3	7	72	
vs. VCU	11/30/08	71-66	W	19-44	.432	7-13	.538	26-30	.867	9-25-34	17	16	23	2	7	71	
UIC	12/03/08	55-74	L	20-59	.339	4-24	.167	11-15	.733	12-26-38	13	12	16	7	6	55	
at Georgia Tech	12/06/08	51-63	L	16-50	.320	2-16	.125	17-27	.630	10-23-33	23	10	17	8	7	51	
ALABAMA A&M	12/10/08	78-55	W	26-44	.591	5-14	.357	21-29	.724	6-28-34	10	16	16	4	9	78	
vs. South Florida	12/16/08	71-52	W	23-52	.442	6-13	.462	19-29	.655	10-30-40	18	11	21	2	10	71	
TENNESSEE TECH	12/20/08	83-63	W	28-57	.491	8-17	.471	19-24	.792	12-34-46	19	16	17	1	5	83	
FURMAN	12/22/08	68-49	W	22-47	.468	5-16	.313	19-27	.704	8-29-37	16	13	6	5	6	68	
SAINT FRANCIS	12/31/08	84-55	W	30-54	.556	7-21	.333	17-24	.708	11-26-37	13	11	10	3	5	84	
at Massachusetts	01/03/09	78-48	W	28-61	.459	8-20	.400	14-17	.824	13-35-48	16	19	12	7	7	78	
at Kentucky	01/10/09	60-70	L	18-57	.316	7-25	.280	17-19	.895	14-21-35	17	9	15	2	5	60	
GEORGIA	01/14/09	50-40	W	20-49	.408	2-16	.125	8-11	.727	5-23-28	8	11	12	7	10	50	
at Mississippi State	01/17/09	66-73	L	28-62	.452	5-18	.278	5-8	.625	13-24-37	20	10	17	3	6	66	
TENNESSEE	01/20/09	63-76	L	20-58	.345	6-23	.261	17-23	.739	16-23-39	22	8	13	4	5	63	
FLORIDA	01/25/09	69-94	L	26-60	.433	6-22	.273	11-18	.611	11-20-31	12	8	13	3	3	69	
at South Carolina	01/28/09	76-86	L	26-56	.464	3-13	.231	21-31	.677	16-25-41	34	7	22	3	3	76	
at Auburn	01/31/09	82-75	W	28-46	.609	10-17	.588	16-31	.516	9-26-35	19	19	14	0	9	82	
ALABAMA	02/05/09	79-74	W	28-59	.475	10-26	.385	13-24	.542	10-23-33	20	18	11	5	2	79	
OLE MISS	02/07/09	71-61	W	28-51	.549	7-14	.500	8-12	.667	4-33-37	9	15	12	5	6	71	
at Tennessee	02/14/09	50-69	L	19-49	.388	2-16	.125	10-16	.625	14-23-37	19	10	23	7	7	50	
KENTUCKY	02/17/09	77-64	W	20-43	.465	5-11	.455	32-40	.800	13-24-37	21	7	17	6	6	77	
at Florida	02/21/09	68-82	L	25-60	.417	6-18	.333	12-15	.800	13-18-31	16	11	13	2	5	68	
at Georgia	02/25/09	57-61	L	16-51	.314	6-23	.261	19-26	.731	13-30-43	20	6	14	3	4	57	
SOUTH CAROLINA	02/28/09	96-83	W	31-50	.620	8-16	.500	26-35	.743	8-32-40	14	14	24	5	4	96	
at LSU	03/04/09	75-67	W	27-52	.519	6-15	.400	15-24	.625	6-28-34	23	10	8	3	2	75	
ARKANSAS	03/08/09	75-58	W	24-50	.480	5-11	.455	22-30	.733	14-35-49	19	17	19	8	3	75	
vs Alabama	03/12/09	75-82	L	26-65	.400	10-30	.333	13-17	.765	12-21-33	21	17	14	3	8	75	
VANDERBILT		2185		740-1642	.451	190-561	.339	515-719	.716	334-810-1144	549	389	466	137	174	2185	

Home games in CAPS.

## 2008-09 Opponent Game-by-Game Statistics

Opponent	Date	Score	W/L	FG-FGA	Pct	3FG-FGA	Pct	FT-FTA	Pct	Rebounds		PF	A	TO	Blk	Stl	Pts
										Off-Def-Tot							
MOREHEAD STATE	11/16/08	74-48	W	17-50	.340	5-12	.417	9-11	.818	10-17-27	24	8	21	0	8	48	
ILLINOIS	11/20/08	63-69	L	24-65	.369	10-19	.526	11-11	1.000	21-21-42	21	18	12	2	5	69	
MTSU	11/24/08	65-57	W	17-56	.304	6-19	.316	17-24	.708	10-20-30	28	7	7	2	7	57	
CENTRAL ARKANSAS	11/26/08	83-62	W	21-58	.362	10-23	.435	10-17	.588	8-20-28	17	11	8	0	4	62	
vs Drake	11/29/08	72-57	W	16-43	.372	7-20	.350	18-23	.783	6-18-24	17	10	16	2	4	57	
vs VCU	11/30/08	71-66	W	25-59	.424	6-22	.273	10-16	.625	8-17-25	22	12	16	7	14	66	
UIC	12/03/08	55-74	L	30-67	.448	12-19	.632	2-3	.667	11-28-39	14	19	11	7	8	74	
at Georgia Tech	12/06/08	51-63	L	21-62	.339	1-6	.167	20-31	.645	23-25-48	17	15	15	7	10	63	
ALABAMA A&M	12/10/08	78-55	W	20-62	.323	5-20	.250	10-12	.833	14-16-30	21	6	15	0	7	55	
vs South Florida	12/16/08	71-52	W	18-53	.340	4-17	.235	12-21	.571	9-23-32	23	10	19	1	9	52	
TENNESSEE TECH	12/20/08	83-63	W	23-69	.333	5-18	.278	12-25	.480	20-20-40	22	10	13	3	12	63	
FURMAN	12/22/08	68-49	W	18-51	.353	6-19	.316	7-13	.538	8-22-30	21	9	8	5	3	49	
SAINT FRANCIS	12/31/08	84-55	W	20-53	.377	8-22	.364	7-11	.636	6-15-21	20	15	13	1	6	55	
at Massachusetts	01/03/09	78-48	W	16-56	.286	4-23	.174	12-18	.667	9-19-28	11	8	11	7	6	48	
at Kentucky	01/10/09	60-70	L	24-55	.436	6-19	.316	16-19	.842	10-24-34	14	13	12	7	5	70	
GEORGIA	01/14/09	50-40	W	18-54	.333	4-17	.235	0-2	.000	14-25-39	17	9	20	4	8	40	
at Mississippi State	01/17/09	66-73	L	24-50	.480	7-18	.389	18-22	.818	5-23-28	11	14	12	6	10	73	
TENNESSEE	01/20/09	63-76	L	27-54	.500	4-13	.308	18-23	.783	9-25-34	21	14	12	3	2	76	
FLORIDA	01/25/09	69-94	L	35-61	.574	15-25	.600	9-10	.900	7-25-32	15	19	12	2	4	94	
at South Carolina	01/28/09	76-86	L	23-53	.434	8-21	.381	32-49	.653	10-19-29	22	8	10	5	9	86	
at Auburn	01/31/09	82-75	W	28-56	.500	12-28	.429	7-15	.467	5-17-22	22	19	10	3	6	75	
ALABAMA	02/05/09	79-74	W	24-58	.414	8-15	.533	18-22	.818	12-28-40	22	12	15	5	8	74	
OLE MISS	02/07/09	71-61	W	24-66	.364	9-28	.321	4-8	.500	12-22-34	12	9	9	2	3	61	
at Tennessee	02/14/09	50-69	L	25-55	.455	6-20	.300	13-23	.565	14-19-33	18	15	11	8	15	69	
KENTUCKY	02/17/09	77-64	W	20-52	.385	6-19	.316	18-23	.783	11-15-26	29	8	15	5	5	64	
at Florida	02/21/09	68-82	L	30-49	.612	10-19	.526	12-15	.800	3-24-27	17	13	14	7	7	82	
at Georgia	02/25/09	57-61	L	22-56	.393	5-14	.357	12-20	.600	10-25-35	21	11	10	1	10	61	
SOUTH CAROLINA	02/28/09	96-83	W	34-81	.420	9-35	.257	6-9	.667	16-16-32	26	9	12	3	9	83	
at LSU	03/04/09	75-67	W	21-58	.362	6-21	.286	19-28	.679	13-23-36	18	10	7	5	4	67	
ARKANSAS	03/08/09	75-58	W	20-68	.294	8-21	.381	10-14	.714	13-18-31	22	7	9	0	9	58	
vs Alabama	03/12/09	75-82	L	28-59	.475	1-5	.200	25-28	.893	12-29-41	14	11	15	4	5	82	
OPPONENTS		2033		713-1789	.399	213-597	.357	394-566	.696	339-658-997	599	359	390	114	222	2033	

COMMODORES®



# 2008-09 MISCELLANEOUS STATS

## Season Highs & Lows

Category	Vanderbilt	Opponent
<b>Points</b>	96 vs. South Carolina (2/28) 50 vs. Georgia (1/14)	94 by Florida (1/25) 40 by Georgia (1/14)
<b>FG Made</b>	31 vs. South Carolina (2/28) 16 at Ga. Tech (12/6), at Ga. (2/25)	35 by Florida (1/25) 16 by Drake (11/29), by UMass (1/3)
<b>FG Attempted</b>	65 vs. Alabama (3/12) 43 vs. Kentucky (2/17)	81 by South Carolina (2/28) 43 by Drake (11/29)
<b>FG %</b>	.620 vs. South Carolina (2/28) .314 at Georgia (2/25)	.612 by Florida (2/21) .286 by UMass (1/3)
<b>3 FG Made</b>	10 vs. Ala. (3/12, 2/5), at Auburn (1/31), vs. Drake (11/29) 2 at Ga. Tech (12/6), vs. Ga. (1/14), at UT (2/14)	15 by Florida (1/25) 1 by Ga. Tech (12/6), at UMass (1/3)
<b>3 FG Attempted</b>	30 vs. Alabama (3/12) 9 vs. MTSU (11/24)	35 by South Carolina (2/28) 5 by Alabama (3/12)
<b>3 FG %</b>	.588 at Auburn (1/31) .125 at Ga. Tech (12/6), vs. Ga. (1/14), at UT (2/14)	.632 by UIC (12/3) .167 by Ga. Tech (12/6)
<b>FT Made</b>	32 vs. Kentucky (2/17) 5 at Miss. State (1/17)	32 by South Carolina (1/28) 0 by Georgia (1/14)
<b>FT Attempted</b>	40 vs. Kentucky (2/17) 8 at Miss. State (1/17)	49 by South Carolina (1/28) 2 by Georgia (1/14)
<b>FT %</b>	.895 at Kentucky (1/10) .516 at Auburn (1/31)	1.000 by Illinois (11/20) .000 by Georgia (1/14)
<b>Rebounds</b>	49 vs. Arkansas (3/8) 28 vs. Drake (11/29), Ga. (1/14)	48 by Georgia Tech (12/6) 21 by Saint Francis (12/31)
<b>Assists</b>	19 at Auburn (1/31), at UMass (1/3) 6 at Georgia (2/25)	19 three times 6 by Alabama A&M (12/10)
<b>Steals</b>	10 vs. Georgia (1/14), vs. USF (12/16) 2 vs. MTSU (11/24), vs. Ala. (2/5), at LSU (3/4)	15 by Tennessee (2/14) 2 by Tennessee (1/20)
<b>Blocks</b>	8 vs. Ark. (3/8), at Ga. Tech (12/6), Morehead (11/16) 0 at Auburn (1/31)	8 by Tennessee (2/14) 0 four times

## Top Performances

<b>Points</b>	33.....A.J. Ogilvy at LSU (3/4)
<b>FG Made</b>	12.....A.J. Ogilvy at LSU (3/4); Ogilvy vs. South Carolina (2/28)
<b>FG Attempted</b>	17.....A.J. Ogilvy at LSU (3/4)
<b>FG Percentage (min 5 made)</b>	.889 (8-9).....Jeffery Taylor vs. Alabama A&M (12/10)
<b>3FG Made</b>	7.....Jermaine Beal at Auburn (1/31)
<b>3FG Attempted</b>	10.....Brad Tinsley vs. Alabama (3/12); Tinsley at Kentucky (1/10)
<b>3 FG Percentage (min 2 made)</b>	1.000 (2 of 2).....L. Goulbourne vs. Ole Miss (2/7); A.J. Ogilvy vs. Alabama (2/5) and VCU (11/30); S. Tchiengang vs. Tennessee (1/20)
<b>FT Made</b>	10.....Jermaine Beal vs. Kentucky (2/17); A.J. Ogilvy vs. Furman (12/22)
<b>FT Attempted</b>	14.....A.J. Ogilvy at LSU (3/4); Jeffery Taylor at South Carolina (1/28)
<b>FT Percentage (min 3 made)</b>	1.000 (10 of 10).....Jermaine Beal vs. Kentucky (2/17)
<b>Rebounds</b>	13.....A.J. Ogilvy vs. South Florida (12/16)
<b>Assists</b>	8.....Jermaine Beal vs. Alabama (2/5)
<b>Steals</b>	4.....G. Drake vs. Alabama (3/12); A.J. Ogilvy vs. Georgia (1/14); J. Taylor at Kentucky (1/10); Jermaine Beal vs. Saint Francis (12/31)
<b>Blocks</b>	4.....A.J. Ogilvy vs. South Carolina (2/28), vs. Alabama (2/5), vs. UIC (12/3)

## Vanderbilt's Record When...

Winning Opening Tip.....	7-2
Losing Opening Tip.....	12-10
VU Scores First.....	11-3
Opponent Scores First.....	8-9
Leading at Halftime.....	17-0
Trailing at Halftime.....	1-12
Tied at Halftime.....	1-0
Leading with Five Minutes Remaining.....	19-0
Trailing with Five Minutes Remaining.....	0-12
Tied with Five Minutes Remaining.....	0-0
Leading with Two Minutes Remaining.....	19-0
Trailing with Two Minutes Remaining.....	0-12
Tied with Two Minutes Remaining.....	0-0
Overtime.....	0-0
Games Decided by Three Points or Less.....	0-0
Games Decided by 4-10 Points.....	7-6
Games Decided by 11-20 Points.....	7-5
Games Decided by 21-plus Points.....	5-1
VU Shoots 50% or Better.....	7-0
VU Shoots 40% or Better.....	15-6
VU Shoots Lower Than 40%.....	0-6
Opponent Shoots 50% or Better.....	1-3
Opponent Shoots 40% or Better.....	4-6
Opponent Shoots Lower Than 40%.....	15-3
VU Scores 70 Points or More.....	15-2
VU Scores Less Than 70 Points.....	3-10
VU Scores 80 Points or More.....	4-0
VU Scores 90 Points or More.....	1-0
Opponent Scores 70 Points or More.....	2-7

Opponent Scores Less Than 70 Points.....	15-4
Opponent Scores 80 Points or More.....	1-2
Opponent Scores 90 Points or More.....	0-0
Makes More 3-Pointers Than Opponent.....	8-4
Makes Fewer 3-Pointers Than Opponent.....	10-7
3-Pointers are Equal.....	2-0
Outrebounded Opponent.....	16-7
Outrebounded by Opponent.....	3-5
Rebounds are Equal.....	0-0
Playing on National TV.....	8-2
Playing on Regional TV.....	5-7
Playing on Weekday.....	10-5
Playing on Weekend.....	9-6
Game Tips Before 6 p.m. CT (afternoons).....	8-5
Game Tips After 6 p.m. CT (evenings).....	11-7
In November.....	5-1
In December.....	5-2
In January.....	3-5
In February.....	4-3
In March.....	2-1
Home.....	13-4
Neutral.....	3-1
Away.....	3-7

## Conferences

vs. Non-Conference.....	11-3
Ohio Valley.....	2-0
Big Ten.....	0-1
Sun Belt.....	1-0
Southland.....	1-0
Missouri Valley.....	1-0
Colonial.....	1-0
Horizon League.....	0-1
ACC.....	0-1
SWAC.....	1-0
Big East.....	1-0
Southern.....	1-0
Northeast.....	1-0
Atlantic 10.....	1-0
Southeastern — Eastern Division.....	3-7
Southeastern — Western Division.....	5-2
<b>Lineups</b>	
Beal, Drake, Taylor, Ezeli, Ogilvy.....	1-0
Beal, Drake, Taylor, McClellan, Ogilvy.....	0-1
Beal, Tinsley, Taylor, Walker, Ogilvy.....	1-0
Beal, Tinsley, Taylor, Ezeli, Ogilvy.....	2-0
Beal, Tinsley, Taylor, McClellan, Ogilvy.....	4-3
Beal, Tinsley, Taylor, Tchiengang, Ogilvy.....	9-6
Beal, Tinsley, Taylor, McClellan, Ezeli.....	1-1
Beal, Drake, Taylor, Tchiengang, Ezeli.....	0-1
Beal, Drake, Tinsley, Taylor, Ogilvy.....	1-0



# 2008-09 RECAPS



## Game 1 • Nov. 16, 2008

Morehead State.....	48
at Vanderbilt.....	74
Nashville, Tenn. (Memorial Gym)	

Freshman Jeffery Taylor's 16 points led five players in double figures, three of which were freshmen, as Vanderbilt defeated Morehead State.

"I liked our team's effort," Kevin Stallings, VU head coach, said. "I thought we played really hard. To turn them over 21 times and hold them to 34 percent shooting, I'm pleased with that.

"I thought we didn't take care of the ball in the first half. Our team's mentality is to come out and try to win the game in the first five minutes, but it's a 40 minute game. We need to slow down mentally."

Taylor scored 10 in the second half as the Commodores outscored the Eagles 43-24.

Vanderbilt (1-0), which has seven freshmen on its roster, also got 12 points from sophomore A.J. Ogilvy and 10 from junior Jermaine Beal.

Morehead State (0-2), which led for most of the game's first 11 minutes, got 10 points each from Robert Murry and Terrance Hill.

"They had a lot of size," A.J. Ogilvy remarked. "They tried to play physical with us and they got into foul trouble. We adjusted early on and then played pretty well."

The Commodores were without freshman forward Steve Tchiengang, who was declared ineligible for the first five games of the season by the NCAA under a policy that involves certain first-year international students. Tchiengang is a native of Cameroon.

### Morehead State

Name	fg-a	3-a	ft-a	o-d-t	pf	tp	a	t	b	s	m
Stallworth, f	2-5	2-3	0-0	2-1-3	5	6	1	2	0	3	22
Buchanan, f	4-11	0-0	1-1	1-4-5	3	9	0	2	0	0	32
Faried, c	2-8	0-0	0-0	3-4-7	4	4	0	3	0	2	26
Murry, g	1-4	0-0	8-8	0-2-2	3	10	2	2	0	0	21
Harper, g	2-8	0-2	0-0	0-1-1	1	4	4	5	0	3	31
Brown	1-1	0-0	0-0	0-1-1	1	2	0	3	0	0	13
Hill	4-8	2-4	0-0	0-2-2	2	10	0	1	0	0	20
Coleman	0-1	0-0	0-2	0-0-0	2	0	0	0	0	0	10
Echols	0-0	0-0	0-0	0-0-0	2	0	0	0	0	0	3
Lamb	1-3	1-3	0-0	0-1-1	1	3	1	1	0	0	18
Peterson	0-1	0-0	0-0	0-0-0	0	0	1	0	0	0	4
Team	4-1-5										1
<b>Totals</b>	<b>17-50</b>	<b>5-12</b>	<b>9-11</b>	<b>10-17-27</b>	<b>24</b>	<b>48</b>	<b>8</b>	<b>21</b>	<b>0</b>	<b>8200</b>	

### Vanderbilt

Name	fg-a	3-a	ft-a	o-d-t	pf	tp	a	t	b	s	m
Taylor, f	5-13	0-3	6-9	2-3-5	2	16	1	1	0	1	24
Ezeli, c	1-3	0-0	0-0	0-3-3	2	2	0	4	2	0	15
Ogilvy, c	3-6	0-1	6-6	0-2-2	4	12	0	3	2	1	21
Beal, g	3-5	1-2	3-3	0-1-1	0	10	1	4	0	3	24
Drake, g	2-6	1-4	0-0	1-1-2	1	5	3	1	1	0	21
Tinsley	4-6	3-5	1-2	0-4-4	0	12	1	1	0	0	24
Hinkle	0-3	0-3	0-0	0-0-0	0	0	1	0	0	0	6
Goulbourne	3-4	3-4	2-4	1-3-4	0	11	0	2	1	2	16
Cole	0-0	0-0	0-0	0-0-0	0	0	0	0	0	0	1
McClellan	0-0	0-0	2-2	1-0-1	2	2	1	1	0	0	15
Walker	0-1	0-0	0-0	2-2-4	0	0	0	1	2	0	19
Duffy	1-1	0-0	2-2	0-4-4	2	4	1	0	0	0	14
Team	1-0-1										
<b>Totals</b>	<b>22-48</b>	<b>8-22</b>	<b>22-28</b>	<b>8-23-31</b>	<b>13</b>	<b>74</b>	<b>9</b>	<b>18</b>	<b>8</b>	<b>7200</b>	

Score by Periods	1st	2nd	Total
Morehead State	24	24	48
Vanderbilt	31	43	74

FG%: MSU: 34.0, VU: 44.8; 3FG%: MSU: 41.7, VU: 36.4;  
FT%: MSU: 81.8, VU: 78.6; Officials: Tony Greene, Bert Smith, Lee Cassell; Attendance: 12,562.

## Game 2 • Nov. 20, 2008

Illinois.....	69
at Vanderbilt.....	63
Nashville, Tenn. (Memorial Gym)	

Demetri McCamey scored 23 points as Illinois defeated Vanderbilt 69-63.

McCamey's layup broke a tie with 6:22 remaining and started a 7-0 run that put the Illini (3-0) in front to stay.

"This was a real big win," McCamey said. "Last year we lost a lot of tough games. It feels good to come home with a W."

Vanderbilt (1-1) tied the game at 58 on a free throw by A.J. Ogilvy with 6:56 remaining, but then was held scoreless until Andre Walker made a layup and a foul shot with 2:13 to play.

The Commodores made just 13 of 21 free throws (61.9 percent) in the game. Jermaine Beal made a pair of free throws with 1:38 left that got the Commodores within two points. Beal then missed a game-tying layup with 22 seconds to go.

"Congratulations to them," Vanderbilt head coach Kevin Stallings, said. "They deserved to win. They did a better job of making shots and being aggressive on the boards. You have to tip your hat to them. We have a lot of room to get better."

"Losing at any time is disappointing," Vanderbilt sophomore center A.J. Ogilvy said, "but to be this early in the season is what's really hurting. Over the next few days we'll work on improving so we make sure we don't drop any more games."

Illinois was a perfect 11-for-11 from the line, including two each by Trent Meacham and Chester Frazier in the final 20 seconds.

"For us, it's a great win," said Illinois head coach Bruce Weber. "Hopefully it's a confidence builder."

### Illinois

Name	fg-a	3-a	ft-a	o-d-t	pf	tp	a	t	b	s	m
Davis, f	3-12	0-0	5-5	5-7-12	5	11	0	2	1	0	32
Tisdale, c	5-11	0-0	0-0	3-4-7	4	10	0	2	0	1	20
Meacham, g	4-8	4-6	2-2	2-2-4	4	14	2	2	0	1	31
Frazier, g	1-5	1-3	2-2	1-3-4	1	5	8	1	0	0	36
McCamey, g	9-18	5-10	0-0	1-2-3	2	23	6	1	0	1	35
Jordan	1-1	0-0	0-0	0-0-0	2	0	1	0	0	0	10
Keller	0-4	0-0	2-2	2-1-3	1	2	0	1	1	0	8
Brock	1-5	0-0	0-0	1-0-1	2	2	2	1	0	0	11
Semrau	0-1	0-0	0-0	2-1-3	2	0	0	1	0	2	17
Team	4-1-5										
<b>Totals</b>	<b>24-65</b>	<b>10-19</b>	<b>11-11</b>	<b>21-21-42</b>	<b>21</b>	<b>69</b>	<b>18</b>	<b>12</b>	<b>2</b>	<b>5200</b>	

### Vanderbilt

Name	fg-a	3-a	ft-a	o-d-t	pf	tp	a	t	b	s	m
McClellan, f	1-4	0-0	1-3	0-0-0	0	3	2	0	0	0	20
Taylor, f	5-10	1-3	0-0	0-6-6	3	11	1	1	1	3	31
Ogilvy, c	5-11	0-1	3-5	4-3-7	2	13	0	2	3	0	32
Beal, g	1-7	1-4	3-4	0-6-6	3	6	7	1	0	0	34
Drake, g	1-3	0-2	0-0	1-0-1	1	2	1	1	0	0	12
Tinsley	4-9	2-5	1-3	0-3-3	0	11	2	1	0	0	29
Ezeli	3-4	0-0	1-2	4-1-5	3	7	0	3	1	0	16
Walker	3-5	0-0	4-4	1-1-2	2	10	1	1	0	2	23
Duffy	0-0	0-0	0-0	0-0-0	0	0	0	0	0	0	3
Team	3-0-3										
<b>Totals</b>	<b>23-53</b>	<b>4-15</b>	<b>13-21</b>	<b>13-20-33</b>	<b>14</b>	<b>63</b>	<b>14</b>	<b>10</b>	<b>5</b>	<b>5200</b>	

Score by Periods	1st	2nd	Total
Illinois	36	33	69
Vanderbilt	35	28	63

FG%: UI: 36.9, VU: 43.4; 3FG%: UI: 52.6, VU: 26.7;  
FT%: UI: 100.0, VU: 61.9; Officials: Ted Valentine, Rick Hartzell, Mark Whitehead; Attendance: 12,630.

## Game 3 • Nov. 24, 2008

MTSU.....	65
at Vanderbilt.....	57
Nashville, Tenn. (Memorial Gym)	

A.J. Ogilvy and Jeffery Taylor each had double-doubles as Vanderbilt defeated Middle Tennessee State 65-57.

"I'm a bit more comfortable," Taylor said. "The nervousness before the game is almost gone now. We're a lot more comfortable out there now. I think we're showing that right now we had a great game tonight."

Ogilvy had a game-high 19 points with 11 rebounds for his first double-double of the season. Taylor had 13 points and 11 rebounds in his third career game.

Vanderbilt outrebounded MTSU 40-28.

"It's something we focused on all week in practice and watching film from our last game," remarked Ogilvy, "and we came out with the mentality that we were going to own that tonight. I think we did a really good job on the boards."

Jermaine Beal scored the first five points of the game for the Commodores (2-1), who never trailed. They held the Blue Raiders (2-2) scoreless for seven minutes of the first half and stretched a two-point lead to 25-11.

Beal finished with 12 points and four assists.

MTSU closed to 41-35 on Montarrio Haddock's two free throws with 11:25 to play, but Vanderbilt scored the next six points, capped by Taylor's layup.

Demetrius Green led MTSU with 15 points and seven rebounds. Nigel Johnson added 12 points.

"I'm really proud of our team," Kevin Stallings, VU head coach, stated. "I thought they played really hard with a lot more purpose and effort than we had on Thursday night (against Illinois)."

"I thought out defensive and rebounding efforts were stellar."

### MTSU

Name	fg-a	3-a	ft-a	o-d-t	pf	tp	a	t	b	s	m
Haddock, f	1-3	0-1	1-4	3-0-3	5	3	1	3	0	1	9
Yates, f	3-11	0-1	2-2	2-2-4	4	8	0	1	0	0	35
Kanaskie, g	1-7	1-6	3-5	1-3-4	1	6	2	0	0	2	38
Johnson, g	4-8	2-4	2-2	0-5-5	1	12	4	1	1	1	32
Green, g	6-15	2-3	1-1	2-5-7	4	15	0	1	0	1	29
Allen	1-4	1-4	0-0	0-1-1	3	3	0	0	0	0	10
O'Neil	1-5	0-0	6-6	0-1-1	3	8	0	0	1	1	25
Hair	0-0	0-0	2-4	0-0-0	3	2	0	0	0	1	9
Avery	0-1	0-0	0-0	1-0-1	1	0	0	0	0	0	2
Boyd	0-2	0-0	0-0	0-2-2	2	0	0	1	0	0	11
Team	1-1-2										
<b>Totals</b>	<b>17-56</b>	<b>6-19</b>	<b>17-24</b>	<b>10-20-30</b>	<b>28</b>	<b>57</b>	<b>7</b>	<b>7</b>	<b>2</b>	<b>7200</b>	

### Vanderbilt

Name	fg-a	3-a	ft-a	o-d-t	pf	tp	a	t	b	s	m
Walker, f	2-2	0-0	0-1	2-6-8	4	4	3	4	2	0	29
Taylor, f	3-6	0-1	7-10	3-8-11	3	13	4	5	1	0	35
Ogilvy, c	5-9	0-0	9-13	4-7-11	3	19	0	2	3	0	31
Beal, g	4-11	2-4	2-2	0-5-5	3	12	4	3	0	2	37
Tinsley, g	3-7	2-3	2-2	0-1-1	2	10	1	1	0	0	29
Hinkle	1-2	1-1	0-0	0-0-0	1	3	0	0	0	0	6
Ezeli	1-2	0-0	2-2	0-1-1	4	4	0	2	0	0	9
McClellan	0-1	0-0	0-0	2-0-2	3	0	0	0	1	0	9
Drake	0-3	0-0	0-0	0-0-0	2	0	0	0	0	0	8
Duffy	0-1	0-0	0-0	0-0-0	1	0	0	0	0	0	7
Team	1-2-3										
<b>Totals</b>	<b>19-44</b>	<b>5-9</b>	<b>22-30</b>	<b>12-30-42</b>	<b>26</b>	<b>65</b>	<b>11</b>	<b>17</b>	<b>7</b>	<b>7200</b>	

Score by Periods	1st	2nd	Total
MTSU	17	40	57
Vanderbilt	31	34	65

FG%: MT: 30.4, VU: 43.2; 3FG%: MT: 31.6, VU: 55.6;  
FT%: MT: 70.8, VU: 73.3; Officials: Karl Hess, Joe Lindsay, Mark Whitehead; Attendance: 12,502.



# 2008-09 RECAPS

## Game 4 • Nov. 26, 2008

Central Arkansas ..... 62  
at Vanderbilt ..... 83  
Nashville, Tenn. (Memorial Gym)

Jeffery Taylor scored 16 points to lead Vanderbilt to an 83-62 victory over Central Arkansas.

Vanderbilt (3-1) made its first six field-goal attempts and never trailed. The Commodores led by as many as 25 points in the first half and took a 48-29 halftime lead.

"We built a nice lead in the first half and kept our turnovers down," Kevin Stallings, VU head coach, said, "but this wasn't the performance that I was hoping for."

Central Arkansas (2-2) opened the second half with an 18-6 run, including five straight points by Mike Pouncy, but could draw no closer than 12 points with 12:31 remaining.

"We didn't play so well in the second half because we lost patience and they held on to the ball," Stallings added. "We didn't play well with a big lead but this is the first time this season that we've been in that situation."

Taylor made 7-of-10 field goal attempts, including a pair of first-half dunks, and matched his career high while scoring in double figures for his fourth straight game.

George Drake scored 14 points and Festus Ezeli added 11, both career highs.

"Both of them got good looks in the game," remarked Stallings. "George played aggressively and made some nice plays. It was good to see him do well because he's been banged up."

Marcus Pillow made five 3-pointers for the Bears for a game-high 17 points. Mitch Rueter added 16 and Pouncy and Chris Brown each had 12.

Chris Meriwether also saw the first minutes of his Vanderbilt career in VU's win.

### Central Arkansas

Name	fg-a	3-a	ft-a	o-d-t	pf	tp	a	to	b	s	m
Brown, f	5-9	0-0	2-2	2-6	2	12	0	2	0	1	34
Rueter, f	5-10	4-6	2-2	1-2	3	16	1	0	0	0	31
Marks, c	1-6	0-0	1-2	3-6	2	3	0	0	0	0	25
Clayborn, g	1-4	0-2	0-3	0-2	1	2	3	2	0	0	16
Pillow, g	6-16	5-11	0-0	0-2	2	17	2	2	0	1	34
Silverman	0-1	0-0	0-0	0-0	0	0	0	0	0	0	1
Pouncy	3-11	1-4	5-8	0-0	3	12	5	1	0	1	30
Henson	0-0	0-0	0-0	0-0	1	0	0	0	0	0	4
Oahwash	0-0	0-0	0-0	0-0	0	0	0	0	0	0	1
Brewer	0-1	0-0	0-0	0-2	1	0	0	0	0	0	17
Cannon	0-0	0-0	0-0	0-0	2	0	0	0	0	0	7
Team				2-0							1
<b>Totals</b>	<b>21-58</b>	<b>10-23</b>	<b>10-17</b>	<b>8-20-28</b>	<b>17</b>	<b>62</b>	<b>11</b>	<b>8</b>	<b>0</b>	<b>4</b>	<b>200</b>

### Vanderbilt

Name	fg-a	3-a	ft-a	o-d-t	pf	tp	a	to	b	s	m
Taylor, f	7-10	0-2	2-2	2-4	6	3	16	2	0	0	25
Ezeli, c	5-7	0-0	1-4	2-3	5	4	11	0	2	1	0
Ogilvy, c	3-9	0-1	4-4	0-8	2	10	2	1	1	0	28
Beal, g	3-9	1-5	5-7	0-4	2	12	3	1	1	0	29
Tinsley, g	4-10	3-9	0-0	0-1	0	11	1	2	0	0	30
Hinkle	1-3	1-3	0-0	0-1	0	3	0	1	0	0	13
Meriwether	0-0	0-0	0-0	0-0	1	0	0	0	0	0	1
Cole	0-1	0-1	0-0	0-0	0	0	0	0	0	0	1
McClellan	0-0	0-0	2-2	0-4	1	2	0	0	2	0	18
Drake	5-8	2-4	2-2	3-5	0	14	6	2	1	0	19
Duffy	2-2	0-0	0-0	2-0	2	0	4	2	0	0	16
Team				3-1							4
<b>Totals</b>	<b>30-59</b>	<b>7-25</b>	<b>16-21</b>	<b>12-31-43</b>	<b>13</b>	<b>83</b>	<b>16</b>	<b>9</b>	<b>6</b>	<b>3</b>	<b>320</b>

Score by Periods	1st	2nd	Total
Central Arkansas	29	33	62
Vanderbilt	48	35	83

FG%: UCA: 36.2, VU: 50.8; 3FG%: UCA: 43.5, VU: 28.0;  
FT%: UCA: 58.8, VU: 76.2; Officials: J.B. Caldwell, Mike Nance, Billy Dunlap; Attendance: 12,126.

## Game 5 • Nov. 29, 2008

Drake ..... 57  
vs. Vanderbilt ..... 72  
Cancun, Mexico (Moon Palace)

The Vanderbilt Commodores claimed an impressive, 72-57, win over the Drake Bulldogs at the Moon Palace Resort in Cancun, Mexico.

Freshman guard Brad Tinsley led an array of Vanderbilt scorers in double figures with a career-high 19 points on 7-of-14 shooting, 5-of-8 from three-point range. Another freshman, Jeffery Taylor, added 15 points, while junior Jermaine Beal chipped in 14 points, and sophomore center A.J. Ogilvy notched 13 points, all in the second half.

"Brad's a very good offensive player, and we knew with their zone, he had a chance to have a good night because he can really shoot it," said Vanderbilt head coach Kevin Stallings. "It was a good performance out of our guys tonight. I thought we played real hard, intelligently, and we took care of the ball when they tried to press us in the second half. I was pleased with how we played, Brad Tinsley in particular."

The Commodores, who trailed early by two points early in the contest, never trailed after that and held a comfortable margin the rest of the way. Vanderbilt led by as many as 23 in the second half, and had many players who had not seen considerable playing time in their careers step up and contribute significant minutes in the game.

Redshirt freshman guard Charles Hinkle played a career-high 31 minutes and scored five points, but his presence on the defensive end of the floor and steadiness on the offensive end was a bright spot for the Commodores, who are competing with only eight scholarship players with the absence of Festus Ezeli, Lance Goulbourne, Andre Walker, and Steve Tchiengang this weekend. George Drake and Joe Duffy also played well off the bench in a total team effort by Vanderbilt on Saturday night.

### Drake

Name	fg-a	3-a	ft-a	o-d-t	pf	tp	a	to	b	s	m
Heemskerck, f	4-6	0-1	0-0	1-4	5	8	1	0	2	0	29
Cox, f	4-10	4-6	0-0	0-7	4	12	0	2	0	0	21
Templeton, c	2-6	1-3	0-0	2-1	2	5	0	1	0	1	19
Stanley, g	1-2	0-0	1-2	0-0	1	3	3	4	0	0	31
Young, g	1-9	1-6	7-7	1-1	2	10	3	4	0	1	35
White	0-0	0-0	0-0	0-0	1	0	0	0	0	0	4
Baryenbruch	0-0	0-0	0-0	0-0	1	0	1	0	0	0	10
Eaddy	1-2	1-2	3-4	1-3	3	6	0	0	0	0	24
Parker	3-8	0-2	6-8	0-0	0	12	2	2	0	1	22
Hall	0-0	0-0	1-2	0-1	1	1	0	1	0	0	5
Team				1-1							2
<b>Totals</b>	<b>16-43</b>	<b>7-20</b>	<b>18-23</b>	<b>6-18-24</b>	<b>17</b>	<b>57</b>	<b>10</b>	<b>16</b>	<b>2</b>	<b>4</b>	<b>200</b>

### Vanderbilt

Name	fg-a	3-a	ft-a	o-d-t	pf	tp	a	to	b	s	m
McClellan, f	1-1	0-0	0-1	0-0	4	2	4	3	1	1	22
Taylor, f	4-10	1-3	6-7	2-2	5	15	1	1	0	1	22
Ogilvy, c	5-8	0-0	3-3	0-3	4	13	0	1	1	0	18
Beal, g	4-8	3-5	3-4	1-5	2	14	5	1	0	2	37
Tinsley, g	7-14	5-8	0-0	0-3	2	19	5	3	0	1	36
Hinkle	1-4	1-4	2-2	0-3	1	5	1	2	1	1	31
Drake	0-2	0-2	0-0	0-3	2	0	2	2	0	0	18
Duffy	2-5	0-0	0-0	3-2	5	4	0	0	0	1	16
Team				1-0							1
<b>Totals</b>	<b>24-52</b>	<b>10-22</b>	<b>14-17</b>	<b>7-21-28</b>	<b>24</b>	<b>72</b>	<b>18</b>	<b>13</b>	<b>3</b>	<b>7</b>	<b>200</b>

Score by Periods	1st	2nd	Total
Drake	26	31	57
Vanderbilt	37	35	72

FG%: DU: 37.2, VU: 46.2; 3FG%: DU: 35.0, VU: 45.5;  
FT%: DU: 78.3, VU: 82.4; Officials: Terry Murphy, Joe Townsend, Gary Pucino; Attendance: 275.

## Game 6 • Nov. 30, 2008

Vanderbilt ..... 71  
vs. VCU ..... 66  
Cancun, Mexico (Moon Palace)

Vanderbilt sophomore A.J. Ogilvy scored 25 points to lead four Commodore players in double figures in route to a 71-66 win over VCU in the finals of the Cancun Challenge at the Moon Palace Resort in Cancun, Mexico. Ogilvy was named the tournament's MVP, and junior guard Jermaine Beal was named to the Cancun Challenge All-Tournament team.

Sunday's win marked the second consecutive Thanksgiving tournament title for the Commodores. Vanderbilt captured the South Padre Island Invitational in 2007 with wins over Utah State and Bradley.

The Commodores led for most of the contest, but VCU made the game interesting in the second half behind their frenzied defense and clutch shooting Ram guard Eric Maynor, who ended the game with 31 points, 23 of those in the second half. Vanderbilt, who saw its lead balloon to as many as 18 early in the second half, struggled with the quickness of the VCU guards in the period, and had its lead cut to one, 48-47, with 11:11 to play in the game. VU responded and pushed its lead back up to seven, but once again VCU came back, this time cutting the deficit to two points with 1:19 to play in regulation.

Free throw shooting, a strong point for the Commodores in the tournament, came through again in the waning moments, as Beal knocked down two shots and sophomore forward Darshawn McClellan made one-of-two with 30 seconds remaining to give VU the winning margin of 71-66. On the night, Vanderbilt was 26-for-30 from the charity stripe (86.7%).

### Vanderbilt

Name	fg-a	3-a	ft-a	o-d-t	pf	tp	a	to	b	s	m
McClellan, f	1-5	0-0	1-2	3-4	0	3	3	3	0	2	29
Taylor, f	2-10	0-2	6-6	2-5	7	10	2	2	0	1	25
Ogilvy, c	11-16	2-2	1-2	2-5	7	25	1	5	0	1	30
Beal, g	2-5	2-3	8-8	0-4	2	14	6	2	0	0	36
Tinsley, g	3-4	3-4	4-6	0-4	2	13	3	5	1	2	37
Hinkle	0-1	0-1	4-4	0-1	3	4	0	0	0	0	23
Drake	0-3	0-1	2-2	0-1	1	2	1	4	1	1	16
Duffy	0-0	0-0	0-0	0-0	2	0	0	2	0	0	4
Team				2-1							3
<b>Totals</b>	<b>19-44</b>	<b>7-13</b>	<b>26-30</b>	<b>9-25-34</b>	<b>17</b>	<b>71</b>	<b>16</b>	<b>23</b>	<b>2</b>	<b>7</b>	<b>200</b>

### VCU

Name	fg-a	3-a	ft-a	o-d-t	pf	tp	a	to	b	s	m
Sanders, f	4-9	0-0	2-4	4-4	4	10	1	1	1	5	31
Pishchalnikov, f	1-6	0-0	2-2	1-3	4	4	2	0	2	1	22
Maynor, g	12-19	3-8	4-7	1-2	3	31	3	3	0	5	38
Rodriguez, g	2-10	1-5	2-2	0-1	1	4	7	3	0	0	31
Burgess, g	2-3	1-2	0-1	0-1	1	3	5	1	5	0	1
Saintil	0-1	0-0	0-0	0-1	0	0	0	0	0	0	3
Rozzell	3-8	1-5	0-0	0-0	0	7	1	1	0	1	18
Kearse	0-2	0-2	0-0	0-1	2	0	1	1	0	0	6
Gwynn	0-0	0-0	0-0	1-1	2	0	0	0	0	0	9
Nixon	1-1	0-0	0-0	0-0	1	2	0	1	0	0	7
Team				1-3							1
<b>Totals</b>	<b>25-59</b>	<b>6-22</b>	<b>10-16</b>	<b>8-17-25</b>	<b>22</b>	<b>66</b>	<b>12</b>	<b>16</b>	<b>7</b>	<b>14</b>	<b>200</b>

Score by Periods	1st	2nd	Total
Vanderbilt	36	35	71
VCU	23	43	66

FG%: VU: 43.2, VCU: 42.4; 3FG%: VU: 53.8, VCU: 27.3;  
FT%: VU: 86.7, VCU: 62.5; Officials: Lamar Simpson, Gary Pucino, Mark Maslona; Attendance: 312.



# 2008-09 RECAPS



COMMODORES®

## Game 7 • Dec. 3, 2008

UIC ..... 74  
at Vanderbilt..... 55  
Nashville, Tenn. (Memorial Gym)

Josh Mayo made eight 3-pointers and scored 30 points as Illinois-Chicago defeated Vanderbilt 74-55.

"Mayo can shoot the ball," said UIC coach Jimmy Collins. "Everybody talks about the guys who are shooting from the main conferences and they just overlook Josh Mayo. Everybody saw in this building that he's a tremendous player as well as a tremendous shooter."

Mayo's big night from beyond the arc was the most 3-pointers ever by a visiting player at Memorial Gymnasium, and one short of the Flames' (4-2) single-game record. The Horizon League's preseason player of the year made two 3-pointers in an 11-0 first-half run that broke an 18-18 tie and put the Flames ahead to stay. Mayo was 5-for-5 on 3-point shots in the second half.

"We were severely outplayed, outfought, and out-hustled tonight," said Vanderbilt head coach Kevin Stallings. "It was a very disappointing and embarrassing performance."

"It was a combination of our lack of shooting and their great defense," added Vanderbilt center A.J. Ogilvy, who tied with Jeffery Taylor for a team-high 14 points on the night. "We didn't have the defensive effort required to keep their score to a minimum. We just didn't play well enough to win. That's what it comes down to."

Robo Kreps added 23 points, including three 3-pointers, as the Flames won their third straight game.

Overall, the Flames made 12 of 19 (63.2 percent) 3-point attempts. Vanderbilt (5-2) was 4-for-24 (16.7 percent) from beyond the arc.

UIC												
Name	fg-a	3-a	ft-a	o-d-t	pf	tp	a	to	b	s	m	
Eppinger, f	0-4	0-0	0-0	4-1-5	1	0	1	0	2	0	23	
Vandermeer, c	3-10	0-0	0-0	2-9-11	3	6	2	1	4	1	34	
Mayo, g	11-20	8-10	0-0	0-1-1	1	30	4	2	0	2	35	
Kreps, g	10-15	3-5	0-1	0-7-7	1	23	2	1	0	0	34	
Stewart, g	1-5	0-2	2-2	0-1-1	3	4	7	3	0	2	21	
Harris	3-5	1-1	0-0	2-3-5	0	7	1	0	0	0	18	
Ignjatovic	0-0	0-0	0-0	0-2-2	1	0	0	0	1	0	6	
Buttill	1-1	0-0	0-0	2-1-3	1	2	2	0	0	2	10	
Boyd	1-7	0-1	0-0	1-0-1	3	2	0	2	0	1	19	
Team				3-0-3							2	
<b>Totals</b>	<b>30-67</b>	<b>12-19</b>	<b>2-3</b>	<b>11-28-39</b>	<b>14</b>	<b>74</b>	<b>19</b>	<b>11</b>	<b>7</b>	<b>8</b>	<b>200</b>	

Vanderbilt												
Name	fg-a	3-a	ft-a	o-d-t	pf	tp	a	to	b	s	m	
McClellan, f	0-0	0-0	0-0	0-1-1	2	0	0	2	0	0	10	
Taylor, f	6-10	1-3	1-1	4-3-7	1	14	3	1	1	1	28	
Ogilvy, c	5-13	1-2	3-5	2-4-6	3	14	1	5	4	1	29	
Beal, g	1-4	1-1	4-4	0-2-2	0	7	0	3	0	1	23	
Tinsley, g	4-14	1-9	2-2	1-5-6	2	11	4	2	0	0	35	
Hinkle	1-7	0-5	0-0	1-3-4	1	2	1	1	0	1	21	
Ezeli	1-3	0-0	1-3	0-0-0	1	3	0	1	1	1	10	
Tchiengang	1-4	0-2	0-0	1-3-4	2	2	0	0	1	1	19	
Drake	1-4	0-2	0-0	1-4-5	1	2	3	1	0	0	25	
Team				2-1-3								
<b>Totals</b>	<b>20-59</b>	<b>4-24</b>	<b>11-15</b>	<b>12-26-38</b>	<b>13</b>	<b>55</b>	<b>12</b>	<b>16</b>	<b>7</b>	<b>6</b>	<b>200</b>	

Score by Periods	1st	2nd	Total
UIC	33	41	74
Vanderbilt	24	31	55

FG%: UIC: 44.8, VU: 33.9; 3FG%: UIC: 63.2, VU: 16.7;

FT%: UIC: 66.7, VU: 73.3; Officials: Ted Valentine, Tom Eades, Tim Clougherty; Attendance: 13,214.

## Game 8 • Dec. 6, 2008

Vanderbilt..... 51  
vs. Georgia Tech ..... 63  
Atlanta, Ga. (Alexander Memorial Coliseum)

Freshman Iman Shumpert scored a career-high 18 points and Alade Aminu added 16 points, 12 in the second half and Georgia Tech went on to a 63-51 win over Vanderbilt.

Georgia Tech (5-1), after winning its first four games, lost 85-83 to Penn State in the ACC-Big Ten Challenge on Wednesday night.

Gani Lawal, who had a career-high 34 points in the loss to Penn State, scored only eight on Saturday to go along with 12 rebounds. He had only three points at the half on 1-of-3 shooting and made only 1-of-5 free throws but had seven rebounds.

Vanderbilt (5-3), which was coming off a 74-55 loss to Illinois-Chicago on Wednesday night, was led by A.J. Ogilvy with 15 points. Jeffery Taylor added 11.

The Yellow Jackets trailed 44-43 with 7:58 left before going on a 13-3 run for a 56-47 lead with 1:45 left on a basket by Nick Foreman. Aminu, who shot 8 of 11 from the field, also had 11 rebounds.

Georgia Tech built its largest lead at 63-49 with 30 seconds left on a dunk by Zachery Peacock, who had 10 points.

The Yellow Jackets led 28-25 at halftime as both teams shot poorly from the field. Tech finished with 21 of 62 from the field (34 percent), and Vanderbilt shot 16 of 50 from the field (32 percent).

Shumpert led Georgia Tech with 14 points at halftime. Brad Tinsley had eight for Vanderbilt and did not score in the second half.

Shumpert suffered an apparent back injury with 13:06 remaining in the second half, but after heading to the dressing room for treatment, was back in the game two minutes later.

Vanderbilt												
Name	fg-a	3-a	ft-a	o-d-t	pf	tp	a	to	b	s	m	
McClellan, f	0-0	0-0	0-0	0-1-1	2	0	0	2	0	0	10	
Taylor, f	6-10	1-3	1-1	4-3-7	1	14	3	1	1	1	28	
Ogilvy, c	5-13	1-2	3-5	2-4-6	3	14	1	5	4	1	29	
Beal, g	1-4	1-1	4-4	0-2-2	0	7	0	3	0	1	23	
Tinsley, g	4-14	1-9	2-2	1-5-6	2	11	4	2	0	0	35	
Hinkle	1-7	0-5	0-0	1-3-4	1	2	1	1	0	1	21	
Ezeli	1-3	0-0	1-3	0-0-0	1	3	0	1	1	1	10	
Tchiengang	1-4	0-2	0-0	1-3-4	2	2	0	0	1	1	19	
Drake	1-4	0-2	0-0	1-4-5	1	2	3	1	0	0	25	
Team				2-1-3								
<b>Totals</b>	<b>20-59</b>	<b>4-24</b>	<b>11-15</b>	<b>12-26-38</b>	<b>13</b>	<b>55</b>	<b>12</b>	<b>16</b>	<b>7</b>	<b>6</b>	<b>200</b>	

Georgia Tech												
Name	fg-a	3-a	ft-a	o-d-t	pf	tp	a	to	b	s	m	
Lawal, f	3-10	0-0	2-7	7-5-12	4	8	1	5	1	0	27	
Peacock, f	4-11	0-2	2-2	5-3-8	2	10	1	3	1	2	31	
Aminu, c	8-13	0-0	0-1	6-5-11	3	16	4	2	4	4	34	
Shumpert, g	3-10	1-3	11-14	1-2-3	1	18	6	2	0	0	36	
Miller, g	2-10	0-0	4-4	2-3-5	0	8	3	0	0	1	33	
Foreman	1-5	0-1	1-3	2-3-5	2	3	0	0	0	2	22	
Storrs	0-0	0-0	0-0	0-1-1	2	0	0	1	0	1	8	
Sheehan	0-3	0-0	0-0	0-0-0	3	0	0	1	1	0	9	
Team				3-0-3							1	
<b>Totals</b>	<b>21-62</b>	<b>1-6</b>	<b>20-31</b>	<b>23-25-48</b>	<b>17</b>	<b>63</b>	<b>15</b>	<b>15</b>	<b>7</b>	<b>10</b>	<b>200</b>	

Score by Periods	1st	2nd	Total
Vanderbilt	25	26	51
Georgia Tech	28	35	63

FG%: VU: 32.0, GT: 33.9; 3FG%: VU: 12.5, VU: 16.7;

FT%: VU: 63.0, VU: 64.5; Officials: Mike Eades, Roger Ayers, Gary Maxwell; Attendance: 7,219.

## Game 9 • Dec. 10, 2008

Alabama A&M..... 55  
vs. Vanderbilt..... 78  
Nashville, Tenn. (Memorial Gym)

Freshman Jeffery Taylor scored 18 points as Vanderbilt snapped a two-game losing streak with a 78-55 victory over Alabama A&M.

"It was critical for us at this point in the season," Kevin Stallings, VU head coach, noted about the win. "We've already got ourselves behind the eight ball and it was an important game for us. I thought our guys approached it as an important game."

Taylor was 8 of 9 from the field and scored six straight points -- which included a pair of dunks -- in the second half as the Commodores (6-3) stretched their lead to 65-44 with 6:11 left. Taylor scored in double figures for the eighth time in nine games.

"I think we came out and played defense and I think that's what created buckets for us," said Taylor. "A lot of shots went in."

A.J. Ogilvy had 17 points and eight rebounds, and Jermaine Beal added 14 points, five assists, five rebounds and three steals for Vanderbilt, which scored the first seven points and never trailed.

Alabama A&M (1-4) was within two, 23-21, after Trant Simpson's 3-pointer with 6:11 to go in the first half.

Simpson was 7 of 18 from the field for 18 points. Casey Cantey added 10 points and eight rebounds for the Bulldogs.

Alabama A&M												
Name	fg-a	3-a	ft-a	o-d-t	pf	tp	a	to	b	s	m	
Belt, f	3-5	0-0	2-2	2-0-2	3	8	0	0	0	0	16	
Smith, f	1-1	0-0	0-0	1-2-3	5	2	1	0	0	0	15	
Cantey, g	3-12	1-4	3-4	4-4-8	3	10	1	2	0	2	36	
Simpson, g	7-18	2-4	2-2	1-0-1	1	18	1	4	0	1	36	
Hester, g	3-16	2-9	0-0	1-2-3	1	8	1	2	0	0	32	
DeShields	0-0	0-0	0-0	0-1-1	2	0	1	3	0	0	4	
Jackson	0-3	0-2	0-0	0-1-1	0	0	0	1	0	1	7	
Hamilton	1-3	0-1	0-0	0-1-1	0	2	0	0	0	0	12	
Porter	0-0	0-0	0-0	0-0-0	0	0	0	0	0	0	2	
Inman	0-2	0-0	1-2	2-2-4	1	1	1	1	0	1	23	
Burrell	2-2	0-0	2-2	2-1-3	5	6	0	1	0	2	17	
Team				1-2-3							1	
<b>Totals</b>	<b>20-62</b>	<b>5-20</b>	<b>10-12</b>	<b>14-16-30</b>	<b>21</b>	<b>55</b>	<b>6</b>	<b>15</b>	<b>0</b>	<b>7</b>	<b>200</b>	

Vanderbilt												
Name	fg-a	3-a	ft-a	o-d-t	pf	tp	a	to	b	s	m	
Tchiengang, f	1-5	0-2	0-0	1-3-4	0	2	0	2	1	0	22	
Taylor, f	8-9	0-1	2-3	1-3-4	2	18	1	1	1	0	26	
Ogilvy, c	4-7	0-0	9-12	2-6-8	2	17	0	3	1	0	25	
Beal, g	4-5	1-1	5-6	0-5-5	0	14	5	2	0	3	28	
Tinsley, g	2-5	2-5	0-0	0-1-1	1	6	4	0	0	1	26	
Hinkle	1-3	1-3	0-0	0-1-1	2	3	0	1	0	2	13	
Ezeli	3-3	0-0	2-2	1-1-2	1	8	0	1	0	0	14	
Meriweather	0-0	0-0	0-0	0-0-0	1	0	0	1	0	0	2	
Noll	0-0	0-0	0-0	0-1-1	0	0	0	0	0	0	1	
Cole	0-0	0-0	1-2	0-1-1	0	1	0	0	0	0	2	
McClellan	0-0	0-0	0-0	0-0-0	1	0	4	1	1	0	17	
Drake	2-5	1-2	2-4	1-3-4	0	7	2	4	0	3	22	
Duffy	1-2	0-0	0-0	0-0-0	0	2	0	0	0	0	2	
Team				3-0-3								
<b>Totals</b>	<b>26-44</b>	<b>5-14</b>	<b>21-29</b>	<b>6-28-34</b>	<b>10</b>	<b>78</b>	<b>16</b>	<b>16</b>	<b>4</b>	<b>9</b>	<b>200</b>	

Score by Periods	1st	2nd	Total
Alabama A&M	26	29	55
Vanderbilt	41	37	78

FG%: AAM: 32.3, VU: 59.1; 3FG%: AAM: 25.0, VU: 35.7;

FT%: AAM: 83.3, VU: 72.4; Officials: Doug Shows, Jamie Luckie, Brian Shey; Attendance: 12,662.



# 2008-09 RECAPS

## Game 10 • Dec. 16, 2008

South Florida ..... 52  
at Vanderbilt ..... 71  
Nashville, Tenn. (Sommet Center)

Jermaine Beal scored 20 points, and Vanderbilt opened the Southeastern Conference/Big East Invitational by beating South Florida 71-52 Tuesday night to hand Commodores coach Kevin Stallings his 300th career victory.

"I thought our guys played really hard and I liked the effort we put forth on the backboards," said Stallings. "I thought we rebounded well, limited them to one shot and did a good job in our half-court defense. A big key for us was not allowing them to get the ball and get transition baskets."

A.J. Ogilvy added 20 points and 13 rebounds, and Jeffery Taylor finished with nine as Vanderbilt (7-3) won its second straight. The Commodores grabbed the lead for good on a George Drake layup at 9-7 with 13:05 left in the first half and led 28-22 at halftime.

"The (game) was a lot of the young guys' first time playing on national TV," added Beal. "I think after we started out well, we came down and played more comfortably and more relaxed."

South Florida (3-5) lost its fourth straight game in the first of a four-game road trip.

Mbolaji Ajayi fouled out for South Florida with 14:13 left when he was called for his fourth foul, then slammed the ball to the court for a technical.

Dominique Jones led the Bulls with 19 points off the bench. Augustus Gilchrist added 12 and Mike Mercer had 10.

USF	fg-a	3-a	ft-a	o-d-t	pf	tp	a	b	s	m
Name	fg-a	3-a	ft-a	o-d-t	pf	tp	a	b	s	m
Williams, f	1-2	0-0	0-2	0-4-4	5	2	0	3	1	0 19
Ajayi, f	1-3	0-0	0-0	0-2-2	5	2	0	2	0	1 12
Mercer, g	4-12	1-3	1-2	1-1-2	2	10	2	2	0	2 33
Howard, g	0-2	0-0	0-0	0-2-2	2	0	2	2	0	0 23
Verdejo, g	3-9	0-4	0-0	1-1-2	1	6	3	3	0	1 29
Espinosa	0-0	0-0	0-0	1-0-1	0	0	0	1	0	1 14
Belardo	0-0	0-0	0-0	0-1-1	0	0	0	0	0	0 0+
Daniels	0-0	0-0	1-2	0-0-0	0	1	1	0	0	1 1
Leemow	0-0	0-0	0-0	0-0-0	0	0	0	0	0	1 1
Rivas	0-0	0-0	0-0	0-0-0	4	0	0	1	0	0 7
Jones	4-11	2-4	9-12	3-4-7	2	19	2	2	0	1 33
Gilchrist	5-14	1-6	1-3	2-6-8	2	12	0	2	0	1 28
Team				1-2-3						1
Totals	18-53	4-17	12-21	9-23-32	23	52	10	19	1	9200

Vanderbilt	fg-a	3-a	ft-a	o-d-t	pf	tp	a	b	s	m
Name	fg-a	3-a	ft-a	o-d-t	pf	tp	a	b	s	m
Tchiengang, f	1-1	0-0	0-0	1-0-1	4	2	0	1	0	0 16
Ogilvy, c	6-8	0-0	8-13	3-10-13	2	20	1	5	0	3 30
Beal, g	7-12	3-6	3-3	0-5-5	0	20	2	1	1	3 35
Tinsley, g	0-3	0-1	2-3	0-0-0	1	2	3	0	0	0 30
Taylor, g	3-6	1-1	2-4	1-6-7	3	9	2	4	0	1 22
Hinkle	0-3	0-1	1-2	1-1-2	1	1	0	1	0	1 7
Ezeli	1-4	0-0	2-2	0-3-3	1	4	1	2	1	0 11
Goulbourne	0-0	0-0	0-0	0-1-1	0	0	0	2	0	0 7
Cole	0-0	0-0	0-0	0-0-0	0	0	0	0	0	0 1
McClellan	3-7	2-3	1-2	2-3-5	4	9	1	2	0	1 21
Drake	2-7	0-1	0-0	1-0-1	2	4	1	2	0	1 19
Duffy	0-1	0-0	0-0	0-1-1	0	0	0	1	0	0 1
Team				1-0-1						
Totals	23-52	6-13	19-29	10-30-40	18	71	11	21	2	10200

Score by Periods	1st	2nd	Total
USF	22	30	52
Vanderbilt	28	43	71

FG%: USF: 34.0, VU: 44.2; 3FG%: USF: 23.5, VU: 46.2;  
FT%: USF: 57.1, VU: 65.5; Officials: Mike Kitts, Doug Simons, Mike Stuart;  
Attendance: 9,484.

## Game 11 • Dec. 20, 2008

Tennessee Tech ..... 63  
vs. Vanderbilt ..... 83  
Nashville, Tenn. (Memorial Gym)

A.J. Ogilvy had 20 points, six rebounds and three assists as Vanderbilt defeated Tennessee Tech 83-63.

Ogilvy made six of 10 field goals and shot 8 for 8 from the free throw line, as he reached 20 points for the second straight game.

"For the most part, I thought we took the right three point shots," Kevin Stallings, VU head coach, said. "We got the ball inside to A.J. [Ogilvy] and he did a good job with it."

Jeffery Taylor had 14 points and seven rebounds for the Commodores (8-3), and freshman Lance Goulbourne added seven points and seven rebounds in 15 minutes off the bench.

"Lance [Goulbourne's] seven rebounds are significant," Stallings added. "For a guy to come in for 15 minutes and get seven rebounds is a good night's work. As he continues to condition, he'll continue to play well and play better."

Frank Davis made four 3-pointers and led Tennessee Tech (6-4) with 19 points. His 3-pointer with 14:27 to play in the first half gave the Golden Eagles their last lead, 9-8.

Daniel Northern added 14 points and grabbed 18 rebounds. He got Tech within three, 28-25, with a jump-shot with 5:10 remaining in the first half, but Vanderbilt responded with a 12-4 run.

Tennessee Tech	fg-a	3-a	ft-a	o-d-t	pf	tp	a	b	s	m
Name	fg-a	3-a	ft-a	o-d-t	pf	tp	a	b	s	m
Northern, f	5-14	0-0	4-8	11-7-18	4	14	1	2	2	4 32
Inameti, f	2-3	0-0	0-1	0-0-0	4	4	1	0	0	0 20
Barnes, g	3-7	1-2	0-2	1-3-4	1	7	3	3	0	3 30
Davis, g	7-14	4-8	1-1	1-1-2	0	19	0	0	0	0 24
Bailey, g	2-7	0-2	0-1	0-1-1	3	4	2	1	0	1 24
Muhammad	0-3	0-1	2-2	2-2-4	4	2	0	3	0	0 13
Walker	0-0	0-0	0-0	0-0-0	0	0	0	0	0	0 1
Hunley	0-0	0-0	0-2	0-0-0	0	0	0	0	0	1 1
Davis	1-6	0-1	0-0	2-2-4	0	2	0	0	1	0 17
Lindsay	2-8	0-2	2-2	0-0-0	1	6	3	2	0	3 15
Jones	1-2	0-0	0-0	1-0-1	0	2	0	0	0	0 6
Bryant	0-0	0-0	0-0	0-0-0	1	0	0	0	0	0 1
Murphy	0-5	0-2	3-6	0-1-1	4	3	0	2	0	0 16
Team				2-3-5						
Totals	23-69	5-18	12-25	20-20-40	22	63	10	13	3	12200

Vanderbilt	fg-a	3-a	ft-a	o-d-t	pf	tp	a	b	s	m
Name	fg-a	3-a	ft-a	o-d-t	pf	tp	a	b	s	m
Tchiengang, f	1-3	0-1	0-0	2-4-6	3	2	2	0	0	0 16
Taylor, f	6-13	0-1	2-4	4-3-7	1	14	1	1	0	1 22
Ogilvy, c	6-10	0-1	8-8	2-4-6	2	20	3	1	0	2 25
Beal, g	3-8	3-4	0-0	0-4-4	2	9	3	1	0	0 33
Tinsley, g	4-7	3-5	4-4	0-1-1	2	15	4	4	0	0 30
Hinkle	0-0	0-0	0-0	0-1-1	0	0	0	0	0	0 2
Ezeli	0-0	0-0	1-2	0-1-1	3	1	0	3	0	0 8
Goulbourne	3-5	0-1	1-1	1-6-7	0	7	0	0	1	0 15
Cole	0-0	0-0	0-0	0-0-0	1	0	0	0	0	0 1
McClellan	1-2	1-1	0-0	1-2-3	2	3	2	3	0	1 22
Drake	4-9	1-3	3-5	0-4-4	3	12	1	1	0	1 18
Duffy	0-0	0-0	0-0	1-2-3	0	0	0	1	0	0 8
Team				1-2-3						
Totals	28-57	8-17	19-24	12-34-46	19	83	16	17	1	5200

Score by Periods	1st	2nd	Total
Tennessee Tech	29	34	63
Vanderbilt	40	43	83

FG%: TTU: 33.3, VU: 49.1; 3FG%: TTU: 27.8, VU: 47.1;  
FT%: TTU: 48.0, VU: 79.2; Officials: Tony Greene, Anthony Jordan, Earnie Pheal; Attendance: 12,700.

## Game 12 • Dec. 22, 2008

Furman ..... 49  
at Vanderbilt ..... 68  
Nashville, Tenn. (Memorial Gym)

A.J. Ogilvy scored 22 points and had eight rebounds in Vanderbilt's 68-49 win over Furman.

Ogilvy, who scored six points in a 17-4 second-half run to break open the game, was 6-for-8 from the field and 10-for-13 from the foul line.

"I think tonight was a combination of looking inside and passing well," noted Ogilvy. "I can't make a good shot and draw fouls in the paint if I don't have a good pass, and there were a lot of great assists tonight. We just made their defense move around."

It was Ogilvy's third straight game with at least 20 points, the longest such streak of his career.

Jermaine Beal added 15 points, and Jeffery Taylor had eight points and five rebounds for the Commodores (9-3).

"Obviously, he's improved dramatically as a shooter," Kevin Stallings, VU head coach, remarked about Beal.

"He had 15 points on six shots. That's a good return on shots."

"A.J. got 22 points on eight shots, but he got to the foul line a lot. Those two have been steady for us."

Vanderbilt committed a season-low six turnovers and outrebounded Furman 37-30. The Paladins (1-8) committed just eight turnovers.

Furman trailed 32-23 at halftime, but got only as close as eight over the final 20 minutes. Jordan Miller led the Paladins with 11 points.

Furman	fg-a	3-a	ft-a	o-d-t	pf	tp	a	b	s	m
Name	fg-a	3-a	ft-a	o-d-t	pf	tp	a	b	s	m
Nolte, f	2-3	2-3	0-0	1-2-3	0	6	1	1	1	1 20
Sebirumbi, f	1-2	0-0	0-2	0-1-1	5	2	0	0	0	0 15
Toler, f	0-0	0-0	1-2	1-5-6	4	1	0	1	1	0 19
Dehm, g	4-12	0-6	0-0	0-2-2	0	8	4	3	0	1 28
Miller, g	4-15	1-5	2-2	1-1-2	1	11	1	1	0	1 35
Duval	1-2	0-0	0-0	1-1-2	1	2	0	0	0	0 13
States	2-6	2-3	0-0	0-2-2	3	6	0	0	1	0 20
Anderson	1-5	1-2	0-0	0-3-3	3	3	3	1	0	0 17
Barnes	1-1	0-0	4-6	0-3-3	1	6	0	0	1	0 14
Opacic	2-5	0-0	0-1	1-1-2	3	4	0	1	1	0 19
Team				3-1-4						
Totals	18-51	6-19	7-13	8-22-30	21	49	9	8	5	3200

Vanderbilt	fg-a	3-a	ft-a	o-d-t	pf	tp	a	b	s	m
Name	fg-a	3-a	ft-a	o-d-t	pf	tp	a	b	s	m
Tchiengang, f	0-3	0-1	0-1	1-0-1	2	0	1	1	1	0 17
Taylor, f	3-9	0-2	2-5	2-3-5	0	8	1	0	0	2 18
Ogilvy, c	6-8	0-0	10-13	1-7-8	3	22	2	2	2	1 28
Beal, g	5-6	3-4	2-2	0-5-5	1	15	0	0	0	0 28
Tinsley, g	1-5	0-3	2-2	0-1-1	1	4	5	1	0	1 28
Hinkle	1-3	1-3	0-0	0-2-2	1	3	1	0	0	0 11
Ezeli	2-3	0-0	1-1	0-1-1	1	5	0	0	0	0 4
Goulbourne	2-5	0-0	0-0	0-4-4	0	4	0	0	1	0 13
Cole	0-0	0-0	0-0	0-0-0	0	0	0	0	0	0 2
McClellan	1-1	0-0	1-1	0-0-0	3	3	1	1	0	0 18
Drake	1-3	1-3	1-2	1-1-2	2	4	2	0	1	2 21
Duffy	0-1	0-0	0-0	1-1-2	2	0	0	1	0	0 12
Team				2-4-6						
Totals	22-47	5-16	19-27	8-29-37	16	68	13	6	5	6

Score by Periods	1st	2nd	Total
Furman	23	26	49
Vanderbilt	32	36	68

FG%: Furman: 35.3, VU: 46.8; 3FG%: Furman: 31.6, VU: 31.3;  
FT%: Furman: 53.8, VU: 70.4; Officials: Joe Lindsday, Lee Cassell, Jeff Nichols; Attendance: 11,961.



# 2008-09 RECAPS



COMMODORES®

## Game 13 • Dec. 31, 2008

Saint Francis .....	55
at Vanderbilt .....	84
Nashville, Tenn. (Memorial Gym)	

The Commodores won their fifth straight game with an 84-55 win over Saint Francis at Memorial Gym, behind a 17-point performance from junior guard Jermaine Beal.

Beal made 7-of-10 shots from the floor and made three 3-pointers in the game, his fourth consecutive three 3-point affair.

The 'Dores never trailed in the game and scored their highest point total of the 2008-09 season en route to the 29-point victory. Vanderbilt shot 55.6 percent from the field, its second highest percentage of the season, and limited Saint Francis to only 37.7 percent from the floor, the 11th VU opponent to fail to crack the 40 percent barrier.

Vanderbilt also only committed 10 turnovers in the game, its second straight contest with 10 or fewer turnovers. Rebounding was also a strength. The 'Dores outrebounded the Red Flash 37-21. VU's record when outrebounding its opponents moved to 10-0 with the victory Wednesday.

Beal led the way for Vanderbilt with 17 points, while Brad Tinsley added 15 points, Jeffery Taylor scored 13, and Lance Goulbourne added 10. The Commodores were without the services of sophomore big man A.J. Ogilvy, who missed the game with a foot injury. Goulbourne led all players with eight rebounds on the day.

Saint Francis was led by Grant Suprenant, who scored 11 points, and Cale Nelson, who added 10.

Saint Francis												
Name	fg-a	3-a	ft-a	o-d-t	pf	tp	a	t	b	s	m	
Jukic, f	4-10	1-1	0-0	0-5-5	4	9	2	2	0	0	30	
Hoffman, f	2-4	0-0	3-5	2-0-2	4	7	1	0	0	1	29	
Ford, g	0-6	0-3	3-4	0-4-4	1	3	0	4	0	2	24	
Nelson, g	4-9	2-6	0-0	0-3-3	1	10	5	0	0	1	33	
Jackson, g	2-5	0-0	0-0	1-0-1	3	4	2	2	1	1	21	
McFarland	0-1	0-0	0-0	0-0-0	0	0	1	0	0	0	8	
Orandi	2-6	1-3	1-2	0-1-1	1	6	1	0	0	0	19	
Suprenant	4-7	3-5	0-0	0-0-0	2	11	1	3	0	0	16	
Profeta	2-5	1-4	0-0	2-1-3	4	5	2	1	0	1	20	
Team				1-1-2							1	
Totals	20-53	8-22	7-11	6-15-21	20	55	15	13	1	6	200	

Vanderbilt												
Name	fg-a	3-a	ft-a	o-d-t	pf	tp	a	t	b	s	m	
McClellan, f	2-6	0-2	1-2	0-5-5	1	5	0	0	0	0	21	
Taylor, f	5-9	0-2	3-5	3-2-5	1	13	1	2	1	1	20	
Ezeli, c	2-4	0-0	2-2	2-3-5	1	6	0	1	2	0	16	
Beal, g	7-10	3-6	0-1	0-1-1	1	17	3	0	0	4	25	
Tinsley, g	5-9	3-6	2-2	0-2-2	1	15	1	2	0	0	25	
Hinkle	2-2	0-0	3-3	0-0-0	1	7	1	0	0	0	8	
Goulbourne	3-4	0-1	4-4	3-5-8	0	10	0	0	0	0	18	
Meriweather	0-0	0-0	0-0	0-0-0	0	0	0	0	0	0	2	
Noll	1-1	0-0	0-1	0-0-0	0	2	0	0	0	0	2	
Cole	1-1	0-0	0-0	0-0-0	0	2	0	1	0	0	4	
Tchiengang	1-3	1-2	0-0	2-4-6	4	3	0	2	0	0	19	
Drake	1-3	0-2	1-2	1-2-3	0	3	3	0	0	0	18	
Duffy	0-2	0-0	1-2	0-2-2	3	1	2	2	0	0	22	
Team												
Totals	30-54	7-21	17-24	11-26-37	13	84	11	10	3	5	200	

Score by Periods	1st	2nd	Total
Saint Francis	30	25	55
Vanderbilt	32	36	68

FG%: SFU: 37.7, VU: 55.6; 3FG%: SFU: 36.4, VU: 33.3;  
FT%: SFU: 63.6, VU: 70.8; Officials: Bert Smith, Eugene Crawford, Everett Summers; Attendance: 12,496.

## Game 14 • Jan. 3, 2009

Vanderbilt.....	78
at Massachusetts .....	48
Amherst, Mass. (Mullins Center)	

A.J. Ogilvy had 14 points and eight rebounds as Vanderbilt blew things open in the second half and coasted to a 78-48 win over Massachusetts.

"He is a great kid," said Kevin Stallings, VU head coach. "He will get frustrated every once and a while, but when our team is having success, he is not worried about his stats."

"Throughout his career, he has been a second half player."

Lance Goulbourne added 10 points and eight rebounds, Jermaine Beal had 10 points and six assists, while Darshawn McClellan bagged 10 points to help Vanderbilt (11-3) to its sixth straight win.

The Commodores never trailed in the game, but were forced to cling to a 28-23 lead at halftime.

The tide started turning early in the second half when Vanderbilt strung together three straight 3-point hoops to push the Commodores' lead to 41-27 with 15:54 to play.

"I thought the zone was effective in the second half," added Stallings, "and I thought our man was good in the first half. We were pleased with how we played defensively."

The Commodores later were in front by as many as 34 points (72-38).

Chris Lowe had 14 points and three assists for Massachusetts (5-8). Ricky Harris added 12 points for the Minutemen, who were outrebounded, 48-28.

Vanderbilt												
Name	fg-a	3-a	ft-a	o-d-t	pf	tp	a	t	b	s	m	
McClellan, f	4-7	2-3	0-0	1-4-5	2	10	3	0	1	0	26	
Taylor, f	3-7	0-1	1-3	2-3-5	2	7	1	1	0	1	20	
Ogilvy, c	5-12	0-2	4-4	1-7-8	2	14	1	1	0	0	22	
Beal, g	3-6	0-2	4-4	2-4-6	1	10	6	1	1	1	30	
Tinsley, g	3-6	3-4	0-0	0-3-3	2	9	3	2	1	3	23	
Hinkle	0-0	0-0	0-0	0-0-0	0	0	1	0	0	0	4	
Ezeli	0-2	0-0	0-0	1-1-2	2	0	0	1	3	0	15	
Goulbourne	3-8	0-1	4-4	2-6-8	1	10	0	3	1	2	20	
Meriweather	1-1	0-0	0-0	0-0-0	0	2	0	0	0	0	3	
Noll	0-0	0-0	0-0	0-0-0	0	0	0	0	0	0	1	
Cole	0-0	0-0	0-0	0-0-0	0	0	0	1	0	0	3	
Tchiengang	3-5	2-3	1-2	0-4-4	3	9	1	0	0	0	13	
Drake	2-5	1-4	0-0	0-1-1	1	5	2	2	0	0	17	
Duffy	1-2	0-0	0-0	0-0-0	0	2	1	0	0	0	3	
Team				4-2-6								
Totals	28-61	8-20	14-17	13-35-48	16	78	19	12	7	7	200	

Massachusetts												
Name	fg-a	3-a	ft-a	o-d-t	pf	tp	a	t	b	s	m	
Gurley, f	1-8	1-6	0-0	0-1-1	4	3	1	1	0	0	31	
Gaffney, f	1-10	0-1	2-5	1-6-7	1	4	1	1	3	3	33	
Bonner, c	0-2	0-2	0-0	0-1-1	1	0	0	0	1	0	18	
Harris, g	3-11	0-4	6-7	0-1-1	1	12	1	1	0	1	30	
Lowe, g	5-12	1-3	3-4	1-1-2	0	14	3	4	0	1	29	
Gibbs	3-4	2-3	0-0	0-3-3	0	8	0	1	0	0	22	
Correia	0-2	0-2	0-0	0-0-0	0	0	2	2	0	1	8	
Wilcher	1-1	0-0	0-0	0-1-1	0	2	0	0	1	0	5	
Lynch	2-4	0-0	1-2	3-2-5	4	5	0	1	1	0	15	
Glass	0-2	0-2	0-0	1-1-2	0	0	0	0	1	0	9	
Team				3-2-5								
Totals	16-56	4-23	12-18	9-19-28	11	48	8	11	7	6		

Score by Periods	1st	2nd	Total
Vanderbilt	28	50	78
Massachusetts	23	25	48

FG%: VU: 45.9, UMass: 28.6; 3FG%: VU: 40.0, UMass: 17.4;  
FT%: VU: 82.4, UMass: 66.7; Officials: Eugene Crawford, Michael Eades, Tracy Woodson; Attendance: 5,698.

## Game 15 • Jan. 10, 2009

Vanderbilt.....	60
at Kentucky.....	70
Lexington, Ky. (Rupp Arena)	

Jodie Meeks scored 21 points and Kentucky's defense suffocated Vanderbilt in a 70-60 victory in the Southeastern Conference opener for both schools.

"We had about a 10-minute stretch there in the second half where we let the game get away from us," Kevin Stallings, VU head coach, said. "We took some bad shots and had some turnovers and that turned into transition baskets for them."

"I thought, all in all, our guys fought hard. I was proud of the fight we had in us and I thought we played as hard as I could have hoped for."

Ramon Harris added 12 points and seven rebounds while making all five of his shots and the Wildcats (12-4, 1-0) held the Commodores (11-4, 0-1) to just 31.6 percent shooting (18 of 57) in snapping Vanderbilt's six-game winning streak.

Jermaine Beal led Vanderbilt with 18 points and Jeffery Taylor had 15 points and 11 rebounds, but the Commodores struggled without leading scorer A.J. Ogilvy. The sophomore dressed but watched the entire game from the bench after aggravating a heel injury on Friday.

"We knew he wasn't going to be able to go this morning," remarked Stallings. "He hurt his foot yesterday in the first 15 minutes of practice. We hoped it would get better in time for the game, but obviously it didn't."

The Wildcats took control during a 21-4 run early in the second half. The Commodores got as close as six in the final minute, but Kentucky made its free throws to avoid a late-game collapse.

Vanderbilt												
Name	fg-a	3-a	ft-a	o-d-t	pf	tp	a	t	b	s	m	
McClellan, f	2-10	1-5	0-0	2-5-7	3	5	1	1	0	0	23	
Ezeli, c	0-0	0-0	2-4	2-2-4	2	2	0	2	0	0	24	
Beal, g	5-11	1-4	7-7	0-1-1	4	18	3	1	0	1	36	
Tinsley, g	4-15	3-10	0-0	0-1-1	1	11	0	3	1	0	30	
Taylor, g	4-11	1-2	6-6	5-6-11	1	15	2	3	1	4	30	
Goulbourne	1-3	0-1	0-0	1-0-1	0	2	0	1	0	0	9	
Graham	0-0	0-0	0-0	0-0-0	0	0	0	1	0	0	1	
Tchiengang	2-4	1-2	0-0	1-3-4	2	5	1	1	0	0	21	
Drake	0-2	0-1	2-2	1-1-2	3	2	1	1	0	0	14	
Duffy	0-1	0-0	0-0	0-1-1	1	0	1	1	0	0	12	
Team				2-1-3								
Totals	18-57	7-25	17-19	14-21-35	17	60	9	15	2	5	200	

Kentucky												
Name	fg-a	3-a	ft-a	o-d-t	pf	tp	a	t	b	s	m	
Porter, g	2-5	0-1	4-4	0-1-1	1	8	2	2	0	1	24	
Stevenson, f	5-6	0-0	0-0	1-1-2	2	10	2	1	3	1	34	
Harris, g	5-5	2-2	0-1	2-5-7	3	12	3	3	0	0	29	
Meeks, g	5-16	3-9	8-8	2-5-7	1	21	3	1	0	1	37	
Patterson, c	5-8	0-0	1-2	0-1-1	4	11	1	1	3	0	27	
Miller	0-4	0-2	2-2	0-6-6	0	2	0	1	0	0	14	
Stewart	0-1	0-0	0-0	1-0-1	1	0	0	1	1	0	10	
Liggins	0-5	0-3	1-2	0-5-5	1	1	2	1	0	2	16	
Harrellson	2-5	1-2	0-0	2-0-2	1	5	0	1	0	0	9	
Team				2-0-2								
Totals	24-55	6-19	16-19	10-24-34	14	70	13	12	7	5	200	

Score by Periods	1st	2nd	Total
Vanderbilt	27	33	60
Kentucky	31	39	70

FG%: VU: 31.6, UK: 43.6; 3FG%: VU: 28.0, UK: 31.6;  
FT%: VU: 89.5, UK: 84.2; Officials: Ted Valentine, Doug Shows, Lee Cassell; Attendance: 24,249.



# 2008-09 RECAPS

## Game 16 • Jan. 14, 2009

Georgia..... 40  
at Vanderbilt..... 50  
Nashville, Tenn. (Memorial Gym)

A.J. Ogilvy scored 18 points and Vanderbilt beat Georgia 50-40 on Wednesday night in the lowest scoring game for both teams this season.

The preseason All-SEC player had missed two of the past three games for Vanderbilt with a bone bruise in his right heel, including the Commodores' SEC opener last weekend in Kentucky. But Ogilvy started, played 29 minutes and helped Vanderbilt (12-4, 1-1) win for the seventh time in eight games as they opened league play at home.

Georgia (9-8, 0-2) lost its fourth straight overall. The Bulldogs had leads in each of the previous three games, blowing big leads in the second half of two of those including last weekend's loss to Tennessee. This time, they led only briefly in the opening minutes.

Terrance Woodbury scored 10 points for the Bulldogs. Vanderbilt now has won four straight in this series.

Georgia												
Name	fg-a	3-a	ft-a	o-d-t	pf	tp	a	to	b	s	m	
Thompkins, f3-15	0-4	0-0	1-3-4	3	6	1	3	1	1	29		
Jackson, f	3-4	0-0	2-3-5	4	6	1	1	0	1	19		
Swansey, g	0-3	0-1	1-2-0	0	0	3	3	0	0	19		
Butler, g	1-3	1-2	0-2	2-1-3	2	3	1	1	0	18		
Woodbury, g4-12	2-6	0-0	1-2-3	2	10	0	2	0	2	29		
Ware	1-4	1-2	0-0	0-2-2	1	3	1	2	0	21		
Barnes	2-4	0-0	0-0	3-0-3	4	4	1	1	1	23		
McPhee	0-2	0-2	0-0	0-1-1	0	0	0	0	0	5		
Leslie	2-4	0-0	0-0	0-4-4	0	4	0	2	1	18		
Price	2-3	0-0	0-0	1-2-3	1	4	1	4	1	0	19	
Team				3-6-9						1		
<b>Totals</b>	<b>18-54</b>	<b>4-17</b>	<b>0-2</b>	<b>14-25-39</b>	<b>17</b>	<b>40</b>	<b>9</b>	<b>20</b>	<b>4</b>	<b>8200</b>		

Vanderbilt												
Name	fg-a	3-a	ft-a	o-d-t	pf	tp	a	to	b	s	m	
McClellan, f	1-5	0-2	0-0	1-2-3	0	2	1	3	1	0	20	
Taylor, f	3-5	0-1	0-0	0-3-3	0	6	0	4	1	1	26	
Ogilvy, c	6-9	0-0	6-9	1-3-4	2	18	0	1	2	4	29	
Beal, g	4-10	1-4	0-0	0-5-5	0	9	2	0	1	1	34	
Tinsley, g	1-6	0-4	2-2	0-3-3	0	4	4	1	0	0	27	
Ezeli	0-1	0-0	0-0	0-1-1	0	0	0	0	1	0	11	
Goulbourne	3-5	1-1	0-0	1-0-1	1	7	0	1	0	1	16	
Tchiengang	1-5	0-3	0-0	1-2-3	4	2	3	1	0	0	20	
Drake	1-3	0-1	0-0	1-4-5	1	2	1	1	1	3	17	
Team				0-0-0								
<b>Totals</b>	<b>20-49</b>	<b>2-16</b>	<b>8-11</b>	<b>5-23-28</b>	<b>8</b>	<b>50</b>	<b>11</b>	<b>12</b>	<b>7</b>	<b>10200</b>		

Score by Periods	1st	2nd	Total
Georgia	18	22	40
Vanderbilt	26	24	50

FG%: UGA: 33.3, VU: 40.8; 3FG%: UGA: 23.5, VU: 12.5;  
FT%: UGA: 0.0, VU: 72.7; Officials: Joe Lindsay, Bob Donato, Doug Simmons; Attendance: 13,972.

## Game 17 • Jan. 17, 2009

Vanderbilt..... 66  
at Mississippi State..... 73  
Starkville, Miss. (Humphrey Coliseum)

Ravarn Johnson scored 18 points to lead Mississippi State to a 73-66 victory over Vanderbilt on Saturday night.

The Bulldogs (13-5, 3-0 Southeastern Conference) led 32-27 at the half and took control of the game with a 14-3 run early in the second half.

Vanderbilt (12-5, 1-2) pulled within six with 1:50 remaining, but never pulled closer.

Mississippi State shot 48 percent from the field and hit nine of its first 12 shots to open the second half.

The Commodores committed 17 turnovers, resulting into 19 points for Mississippi State.

Johnson was 6 of 12 from the field, including four 3-pointers.

Dee Bost added 16 points and six assists for the Bulldogs. Phil Turner chipped in 14 points.

Jeffery Taylor paced the Commodores with 18 points. Jermaine Beal and A.J. Ogilvy added 14 points each and Brad Tinsley had 10.

Vanderbilt												
Name	fg-a	3-a	ft-a	o-d-t	pf	tp	a	to	b	s	m	
McClellan, f	1-3	0-1	0-0	1-3-4	1	2	1	0	0	0	21	
Taylor, f	8-14	2-3	0-1	3-1-4	4	18	4	2	0	1	35	
Ogilvy, c	6-9	0-0	2-3	0-6-6	4	14	1	4	2	1	26	
Beal, g	5-12	1-5	3-4	0-3-3	4	14	1	3	0	2	30	
Tinsley, g	5-8	2-3	0-0	1-2-3	1	12	2	4	0	0	33	
Hinkle	0-0	0-0	0-0	0-0-0	0	0	1	0	0	0	2	
Ezeli	1-2	0-0	0-0	1-3-4	1	2	0	2	1	0	13	
Goulbourne	1-6	0-3	0-0	1-5-6	1	2	0	1	0	1	18	
Graham	0-1	0-1	0-0	0-0-0	0	0	0	0	0	0	1	
Tchiengang	1-5	0-1	0-0	2-1-3	1	2	0	0	0	0	9	
Drake	0-2	0-1	0-0	1-0-1	3	0	0	1	0	1	12	
Team				3-0-3								
<b>Totals</b>	<b>28-62</b>	<b>5-18</b>	<b>5-8</b>	<b>13-24-37</b>	<b>20</b>	<b>66</b>	<b>10</b>	<b>17</b>	<b>3</b>	<b>6200</b>		

Mississippi State												
Name	fg-a	3-a	ft-a	o-d-t	pf	tp	a	to	b	s	m	
Varnado, c	4-5	0-0	0-0	1-5-6	4	8	0	3	3	2	25	
Johnson, g	6-12	4-6	2-2	0-5-5	3	18	1	0	0	0	37	
Bost, g	4-8	0-3	8-9	2-3-5	1	16	6	1	0	2	35	
Stewart, g	3-9	1-5	0-1	0-2-2	0	7	3	2	0	0	36	
Turner, g	4-7	2-3	4-4	0-3-3	2	14	3	1	0	4	27	
Beckham	0-1	0-0	0-0	0-3-3	0	0	1	2	1	0	5	
Osby	1-3	0-0	0-0	1-1-2	0	2	0	1	1	1	13	
Benock	0-1	0-1	1-2	1-0-1	0	1	0	1	0	0	7	
Johnson	0-0	0-0	1-2	0-0-0	0	1	0	0	0	0	5	
Bailey	2-4	0-0	2-2	0-0-0	1	6	0	1	1	1	10	
Team				1-0-1								
<b>Totals</b>	<b>24-50</b>	<b>7-18</b>	<b>18-22</b>	<b>5-23-28</b>	<b>11</b>	<b>73</b>	<b>14</b>	<b>12</b>	<b>6</b>	<b>10200</b>		

Score by Periods	1st	2nd	Total
Vanderbilt	27	39	66
Mississippi State	32	41	73

FG%: VU: 45.2, MSU: 48.0; 3FG%: VU: 27.8, MSU: 38.9;  
FT%: VU: 62.5, MSU: 81.8; Officials: Tony Greene, Anthony Jordan, Pat Adams; Attendance: 9,268.

## Game 18 • Jan. 17, 2009

Tennessee ..... 76  
at Vanderbilt..... 63  
Nashville, Tenn. (Memorial Gym)

Wayne Chism scored 16 of his 20 points in the first half, and Tennessee beat Vanderbilt 76-63 on Tuesday night.

"I thought Chism really got them going," Kevin Stallings, VU head coach, said. "He played well, not just with those (early) threes. He also played well thereafter."

Tyler Smith scored 18 points, J.P. Prince had 16 and Scotty Hopson added 11 as Tennessee won its second straight and third in four games.

Vanderbilt (12-6, 1-3) lost its second straight and for the third time in four games. The Commodores came in tied for the nation's stingiest field goal percentage defense, but struggled to find the basket themselves. They went about eight minutes between field goals in the first half and missed 22 of 27 shots.

"It just seemed like there was a lid on that basket in the first half," noted Stallings. "We dug ourselves a hole and every time we needed to make something happen in the second half, we seemed like we'd miss a shot or a free throw."

George Drake came off the bench and led VU with 16 points. Brad Tinsley added 10. Vanderbilt's three leading scorers -- A.J. Ogilvy, Jermaine Beal and Jeffery Taylor -- were a combined 3 of 20.

Tennessee												
Name	fg-a	3-a	ft-a	o-d-t	pf	tp	a	to	b	s	m	
Smith, f	5-11	0-2	8-9	2-5-7	3	18	5	2	0	1	30	
Williams, c	1-3	0-0	0-0	2-3-5	2	2	0	2	0	0	22	
Maze, g	1-4	0-2	2-2	0-2-2	0	4	3	2	0	0	24	
Prince, g	6-8	0-0	4-4	1-4-5	3	16	4	0	1	0	30	
Hopson, g	4-10	1-3	2-3	1-1-2	1	11	1	0	0	1	29	
Woodlridge	0-0	0-0	0-0	0-0-0	0	0	0	0	0	0	4	
Chism	8-11	2-3	2-5	1-6-7	5	20	0	2	2	0	26	
Negedu	0-1	0-0	0-0	0-0-0	2	0	0	0	0	0	3	
Tatum	1-4	1-3	0-0	0-1-1	4	3	0	2	0	0	16	
Tabb	1-2	0-0	0-0	1-1-2	1	2	1	0	0	0	16	
Team				1-2-3								
<b>Totals</b>	<b>27-54</b>	<b>4-13</b>	<b>18-23</b>	<b>9-25-34</b>	<b>21</b>	<b>76</b>	<b>14</b>	<b>12</b>	<b>3</b>	<b>2200</b>		

Vanderbilt												
Name	fg-a	3-a	ft-a	o-d-t	pf	tp	a	to	b	s	m	
McClellan, f	0-2	0-2	0-0	0-0-0	1	0	0	2	0	0	16	
Taylor, f	1-7	1-2	3-4	3-4-7	5	6	0	3	1	1	22	
Ogilvy, c	1-6	0-0	5-8	2-2-4	2	7	1	1	2	0	29	
Beal, g	1-7	0-5	6-7	1-4-5	2	8	1	2	0	0	34	
Tinsley, g	3-10	2-8	2-2	0-2-2	0	10	2	0	0	1	30	
Hinkle	1-1	1-1	0-0	1-1-2	0	3	0	0	0	0	7	
Ezeli	1-1	0-0	0-0	1-3-4	0	2	0	2	1	0	13	
Goulbourne	1-4	0-1	0-0	2-1-3	4	2	1	1	0	1	11	
Graham	0-0	0-0	0-0	0-0-0	0	0	1	0	0	0	1	
Tchiengang	3-5	2-2	1-2	1-1-2	5	9	1	1	0	0	16	
Drake	8-15	0-2	0-0	3-3-6	3	16	1	1	0	2	21	
Team				2-2-4								
<b>Totals</b>	<b>20-58</b>	<b>6-23</b>	<b>17-23</b>	<b>16-23-39</b>	<b>22</b>	<b>63</b>	<b>8</b>	<b>13</b>	<b>4</b>	<b>5200</b>		

Score by Periods	1st	2nd	Total
Tennessee	28	48	76
Vanderbilt	20	43	63

FG%: UT: 50.0, VU: 34.5; 3FG%: UT: 30.8, VU: 26.2;  
FT%: UT: 78.3, VU: 73.9; Officials: Tom Eades, Joe Lindsay, Doug Simmons; Attendance: 14,057.

# 2008-09 RECAPS



## Game 19 • Jan. 25, 2009

Florida..... 94  
at Vanderbilt..... 69  
Nashville, Tenn. (Memorial Gym)

Chandler Parsons scored 27 points for visiting Florida to lead the Gators to a 94-69 win over Vanderbilt at Memorial Gym. Parsons hit seven 3-pointers, including his first five.

Florida (17-3, 4-1 SEC) won for the 11th time in 12 games with the lone loss coming at South Carolina. The Gators more than bounced back by hitting a season-best 15 3-pointers, with Parsons hitting seven of eight. Vanderbilt (12-7, 1-4) lost its third straight and fourth in five games after failing to hold onto a six-point margin in the opening minutes. The Commodores lost their second straight home game for the first time since 2006.

Erving Walker also scored a career-high 17 points for Florida. Nick Calathes added 15 and Walter Hodge had 10.

George Drake led Vandy with 14 points off the bench. Jermaine Beal had 13 and Jeffery Taylor 10. Preseason All-SEC center A.J. Ogilvy, who has plantar fasciitis in his right foot, finished with four points and played only one minute in the second half.

Parsons hadn't hit more than four 3s in a game, and he topped that by connecting on his first five attempts from beyond the arc. He finished hitting 10 of his 11 shots with his teammates equally hot: Florida shot better from 3-point range (60 percent) than overall (57.4 percent).

Florida												
Name	fg-a	3-a	ft-a	o-d-t	pf	tp	a	to	b	s	m	
Werner, f	3-8	0-2	0-0	1-6-7	1	6	0	3	1	0	28	
Tyus, f	3-7	0-0	3-3	0-3-3	0	9	1	1	0	0	23	
Parsons, f	10-11	7-8	0-0	4-4-8	4	27	4	0	0	1	29	
Hodge, g	4-6	2-4	0-0	0-1-1	1	10	3	1	0	2	32	
Calathes, g	6-11	3-5	0-0	1-3-4	3	15	4	5	0	0	28	
Vargas	0-1	0-0	0-0	0-0-0	0	0	0	1	0	0	2	
Shipman	1-3	0-1	0-0	0-0-0	0	2	0	0	0	0	11	
McClanahan	0-0	0-0	0-0	0-0-0	0	0	0	0	0	0	2	
Walker	5-8	3-5	4-5	0-2-2	1	17	6	1	0	0	26	
Chaney	0-0	0-0	0-0	0-2-2	3	0	1	0	0	0	7	
Kadji	3-6	0-0	2-2	1-1-2	2	8	0	0	1	0	12	
Team				0-3-3								
<b>Totals</b>	<b>35-61</b>	<b>15-25</b>	<b>9-10</b>	<b>7-25-32</b>	<b>15</b>	<b>94</b>	<b>19</b>	<b>12</b>	<b>2</b>	<b>4200</b>		

Vanderbilt												
Name	fg-a	3-a	ft-a	o-d-t	pf	tp	a	to	b	s	m	
Tchiengang, f	3-5	1-2	0-0	1-2-3	4	7	0	2	0	1	18	
Taylor, f	3-11	0-2	4-6	4-5-9	1	10	2	3	0	0	26	
Ogilvy, c	1-5	0-0	2-2	0-2-2	0	4	0	0	0	0	15	
Beal, g	5-9	3-6	0-2	0-1-1	0	13	4	0	0	0	30	
Tinsley, g	2-5	2-4	2-2	0-1-1	2	8	1	1	1	0	30	
Hinkle	1-5	0-3	1-2	1-0-1	0	3	0	0	0	1	9	
Ezeli	3-4	0-0	0-2	2-2-4	2	6	0	4	1	0	19	
Goulbourne	2-3	0-1	0-0	1-5-6	1	4	0	1	1	0	16	
McClellan	0-1	0-0	0-0	0-0-0	1	0	0	0	0	0	5	
Graham	0-1	0-1	0-0	0-0-0	1	0	0	0	0	0	6	
Drake	6-10	0-3	2-2	1-0-1	0	14	1	0	0	1	23	
Duffy	0-1	0-0	0-0	1-0-1	0	0	0	0	0	0	3	
Team				0-2-2							2	
<b>Totals</b>	<b>26-60</b>	<b>6-22</b>	<b>11-18</b>	<b>11-20-31</b>	<b>12</b>	<b>69</b>	<b>8</b>	<b>13</b>	<b>3</b>	<b>3200</b>		

Score by Periods	1st	2nd	Total
Florida	56	38	94
Vanderbilt	37	32	69

FG%: UF: 57.4, VU: 43.3; 3FG%: UF: 60.0, VU: 27.3;  
FT%: UF: 90.0, VU: 61.1; Officials: Tony Greene, Mike Stuart, Mike Kitts;  
Attendance: 13,993.

## Game 20 • Jan. 28, 2009

Vanderbilt..... 76  
at South Carolina..... 86  
Columbia, S.C. (Colonial Life Arena)

Devan Downey scored 12 of his 18 points in the second half to help push South Carolina past Vanderbilt, 86-76, Wednesday night at the Colonial Life Center.

"(Devan) Downey was obviously sensational in the second half and that's why he's such a good player," said Vanderbilt head coach Kevin Stallings. "He's capable of taking over games. He took this game over in the second half."

The Commodores (12-8, 1-5) trailed 42-30 but rallied to take the lead with a 19-6 run to start the second half. The Gamecocks (15-4, 4-2 SEC) answered back with an 11-0 run and never trailed again to pick up its third consecutive SEC win.

"I thought our kids played hard and really fought hard," added Stallings. "At times, we played really well, just not well enough to win a 40-minute basketball game."

Jeffery Taylor led the Commodores with a career-high 23 points and seven rebounds while George Drake had a personal best 18 points with five rebounds. Brad Tinsley added 15 points and Jermaine Beal finished with 13.

Vanderbilt												
Name	fg-a	3-a	ft-a	o-d-t	pf	tp	a	to	b	s	m	
Tchiengang, f	1-3	0-1	0-1	0-3-3	4	2	0	3	1	0	26	
Taylor, f	7-10	0-0	9-14	4-3-7	5	23	2	3	0	0	27	
Ezeli, c	1-2	0-0	0-0	0-0-0	5	2	0	3	0	0	9	
Beal, g	5-10	0-2	3-6	1-3-4	4	13	3	3	0	1	39	
Drake, g	7-10	0-0	4-4	2-3-5	3	18	1	0	0	2	24	
Tinsley	5-12	3-7	2-2	2-0-2	4	15	1	3	0	0	24	
Ogilvy	0-3	0-1	3-4	3-8-11	5	3	0	3	0	0	21	
Goulbourne	0-3	0-1	0-0	0-1-1	2	0	0	1	1	0	10	
McClellan	0-3	0-1	0-0	2-3-5	1	0	0	2	1	0	18	
Graham	0-0	0-0	0-0	0-0-0	0	0	0	0	0	0	1	
Duffy	0-0	0-0	0-0	0-0-0	1	0	0	0	0	0	1	
Team				2-1-3							1	
<b>Totals</b>	<b>26-56</b>	<b>3-13</b>	<b>21-31</b>	<b>16-25-41</b>	<b>34</b>	<b>76</b>	<b>7</b>	<b>22</b>	<b>3</b>	<b>3200</b>		

South Carolina												
Name	fg-a	3-a	ft-a	o-d-t	pf	tp	a	to	b	s	m	
Archie, f	4-7	3-4	6-8	1-3-4	2	17	0	2	2	0	32	
Holmes, f	3-6	0-0	3-7	3-4-7	3	9	0	0	0	0	26	
Muldrow, c	3-4	0-0	2-6	3-4-7	4	8	0	1	2	0	20	
Downey, g	6-14	0-5	6-6	0-1-1	1	18	4	3	0	3	31	
Fredrick, g	2-12	2-5	5-8	0-0-0	3	11	2	1	0	0	32	
Raley-Ross	2-4	2-3	6-8	0-1-1	2	12	2	0	1	2	20	
Wilder	0-0	0-0	1-2	0-0-0	1	1	0	0	0	0	3	
Steed	2-2	0-0	1-2	2-5-7	4	5	0	2	0	3	18	
Baniulis	1-4	1-4	2-2	0-0-0	2	5	0	1	0	1	17	
Carter	0-0	0-0	0-0	0-0-0	0	0	0	0	0	0	1	
Team				1-1-2								
<b>Totals</b>	<b>23-53</b>	<b>8-21</b>	<b>32-49</b>	<b>10-19-29</b>	<b>22</b>	<b>86</b>	<b>8</b>	<b>10</b>	<b>5</b>	<b>9200</b>		

Score by Periods	1st	2nd	Total
Vanderbilt	30	46	76
South Carolina	42	44	86

FG%: VU: 46.4, SC: 43.4; 3FG%: VU: 23.1, SC: 38.1;  
FT%: VU: 67.7, SC: 65.3; Officials: Tony Greene, Antonio Petty, Mark Whitehead; Attendance: 12,766.

## Game 21 • Jan. 31, 2009

Vanderbilt..... 82  
at Auburn ..... 75  
Auburn, Ala. (Beard-Eaves Coliseum)

Jermaine Beal scored 21 points, hitting seven 3-pointers, to help Vanderbilt snap a four-game losing streak to beat Auburn 82-75.

"It was just one of those games where I made a couple of shots and I just kept shooting it," Beal said. "It felt good, so it went down and I just kept shooting it."

The Commodores (13-8, 2-5 Southeastern Conference) shot 60.9 percent from the field (28 of 46) and 58.8 percent from the 3-point line (10 of 17).

A.J. Ogilvy and Jeffery Taylor each scored 14 points for Vanderbilt, while Brad Tinsley added 13. Taylor had nine rebounds and five assists.

"Vanderbilt was very sharp offensively this game," Jeff Lebo, Auburn head coach, remarked. "They made shots; they came in struggling to shoot the ball. Ogilvy had been unhealthy and sick, so he was obviously better and that was a big factor in the game."

Lucas Hargrove hit a 3-pointer to tie the score at 70-70 with 3:15 left in the second half for the Tigers (13-8, 2-4). Beal answered with back-to-back 3-pointers to put the Commodores ahead 76-70 with 1:51 remaining.

"I feel like our team came out, played hard and played together," noted Beal.

Hargrove, who finished with 11 points for Auburn, hit another 3 to cut the lead to two points with 1:09 left, but the Tigers would pull no closer.

Rasheem Barrett led Auburn with 29 points.

Vanderbilt												
Name	fg-a	3-a	ft-a	o-d-t	pf	tp	a	to	b	s	m	
Ogilvy, c	5-9	0-0	4-5	1-5-6	3	14	5	5	0	1	29	
Beal, g	7-10	7-8	0-0	0-3-3	0	21	2	1	0	1	37	
Tinsley, g	3-7	3-6	4-8	0-3-3	0	13	4	2	0	2	35	
Drake, g	4-6	0-1	0-0	0-2-2	5	8	2	4	0	1	29	
Taylor, g	6-7	0-0	2-4	2-7-9	2	14	5	1	0	1	34	
Ezeli	2-3	0-0	3-6	1-1-2	4	7	0	0	0	0	11	
Goulbourne	0-2	0-1	0-0	0-0-0	0	0	0	0	0	0	1	
McClellan	1-1	0-0	3-8	1-3-4	4	5	1	0	0	1	11	
Tchiengang	0-1	0-1	0-0	1-1-2	1	0	0	1	0	1	8	
Team				3-1-4								
<b>Totals</b>	<b>28-46</b>	<b>10-17</b>	<b>16-31</b>	<b>9-26-35</b>	<b>19</b>	<b>82</b>	<b>19</b>	<b>14</b>	<b>0</b>	<b>9200</b>		

Auburn												
Name	fg-a	3-a	ft-a	o-d-t	pf	tp	a	to	b	s	m	
Barber, f	5-7	0-0	2-5	3-5-8	4	12	0	2	3	1	30	
Hargrove, f	4-7	3-4	0-0	0-6-6	3	11	3	2	0	0	28	
Barrett, g	10-17	5-10	4-4	0-0-0	2	29	1	1	0	0	33	
Robertson, g	2-6	0-3	1-6	1-1-2	1	5	7	1	0	3	37	
Waller, g	3-10	2-7	0-0	0-0-0	4	8	2	2	0	1	33	
Reed	0-1	0-1	0-0	0-0-0	0	0	2	1	0	0	3	
Sullivan	3-7	2-3	0-0	0-1-1	3	8	3	1	0	0	17	
Knox	0-0	0-0	0-0	1-1-2	4	0	0	0	0	1	5	
Lett	1-1	0-0	0-0	0-3-3	1	2	1	0	0	0	14	
Team				0-0-0								
<b>Totals</b>	<b>28-56</b>	<b>12-28</b>	<b>7-15</b>	<b>5-17-22</b>	<b>22</b>	<b>75</b>	<b>19</b>	<b>10</b>	<b>3</b>	<b>6200</b>		

Score by Periods	1st	2nd	Total
Vanderbilt	41	41	82
Auburn	36	39	75

FG%: VU: 60.9, AU: 50.0; 3FG%: VU: 58.8, AU: 42.9;  
FT%: VU: 51.6, AU: 46.7; Officials: Rick Crawford, Lee Cassell, Bruce Benedict; Attendance: 6,896.

COMMODORES®





# 2008-09 RECAPS

## Game 22 • Feb. 5, 2009

Alabama ..... 74  
at Vanderbilt..... 79  
Nashville, Tenn. (Memorial Gym)

Jermaine Beal and A.J. Ogilvy scored 20 points each to lead Vanderbilt to a 79-74 Southeastern Conference win over Alabama.

The Crimson Tide (13-9, 3-5), who led 43-36 at half-time, took a 49-45 lead on an Alonzo Gee basket with 16:37 to play. Vanderbilt (14-8, 3-5) then went on a 17-2 run to take a 62-51 lead with 9:12 left on a 3-pointer by Beal.

Beal connected on another 3 with 7 minutes to play, giving the Commodores a 70-59 lead. But Alabama cut the margin to 76-74 on an Andrew Steele 3-pointer with 3:09 remaining. Beal hit two free throws with 17.4 seconds left, and Ogilvy added another with 6.4 seconds remaining to seal the win.

Ogilvy also had 12 rebounds and Jeffery Taylor added 11 points for Vanderbilt.

Anthony Brock scored 15 points and JaMychal Green added 12 points and 10 rebounds for Alabama.

Alabama													
Name	fg-a	3-a	ft-a	o-d-t	pf	tp	a	t	b	s	m		
Green, f	3-7	0-0	6-6	3-7-10	4	12	0	3	3	1	20		
Knox, f	2-5	0-0	1-2	0-4-4	3	5	1	1	0	1	27		
Torrance, g	2-5	0-2	6-6	0-3-3	1	10	3	0	0	0	25		
Gee, g	5-13	1-2	0-1	2-0-2	3	11	1	3	0	0	30		
Hillman, g	3-12	1-3	4-4	0-2-2	2	11	1	2	0	2	27		
Brock	5-7	5-6	0-0	1-0-1	1	15	2	2	0	3	20		
Hollinger	0-2	0-1	0-0	0-0-0	0	0	3	0	0	0	10		
Jermison	3-3	0-0	1-3	3-6-9	2	7	1	1	1	0	17		
Steele	1-1	1-1	0-0	0-1-1	2	3	0	0	0	0	9		
Coleman	0-3	0-0	0-0	1-3-4	4	0	0	0	1	1	15		
Team				2-2-4							3		
<b>Totals</b>	<b>24-58</b>	<b>8-15</b>	<b>18-22</b>	<b>12-28-40</b>	<b>22</b>	<b>74</b>	<b>12</b>	<b>15</b>	<b>5</b>	<b>8200</b>			

Vanderbilt													
Name	fg-a	3-a	ft-a	o-d-t	pf	tp	a	t	b	s	m		
Taylor, f	3-4	0-0	5-8	2-0-2	3	11	1	1	0	0	23		
Ezeli, c	1-1	0-0	2-2	0-1-1	3	4	0	1	0	0	10		
Ogilvy, c	7-14	2-2	4-10	2-10-12	3	20	1	4	4	1	31		
Beal, g	7-13	4-8	2-4	0-2-2	1	20	8	2	0	0	40		
Tinsley, g	4-12	2-8	0-0	0-1-1	1	10	6	2	0	0	37		
Hinkle	1-2	1-2	0-0	0-0-0	2	3	0	0	0	0	7		
Goulbourne	2-5	0-2	0-0	3-1-4	1	4	0	1	0	0	13		
McClellan	1-3	0-0	0-0	3-2-5	2	2	2	1	0	0	19		
Tchiengang	2-5	1-4	0-0	0-2-2	4	5	0	0	0	1	20		
Team				0-4-4									
<b>Totals</b>	<b>28-59</b>	<b>10-26</b>	<b>13-24</b>	<b>10-23-33</b>	<b>20</b>	<b>79</b>	<b>18</b>	<b>11</b>	<b>5</b>	<b>2200</b>			

Score by Periods	1st	2nd	Total
Alabama	46	31	74
Vanderbilt	36	43	79

FG%: UA: 41.4, VU: 47.5; 3FG%: UA: 53.3, VU: 38.5;  
FT%: UA: 81.8, VU: 54.2; Officials: Tony Greene, Karl Hess, Mike Nance;  
Attendance: 13,850.

## Game 23 • Feb. 7, 2009

Ole Miss ..... 61  
at Vanderbilt..... 71  
Nashville, Tenn. (Memorial Gym)

A.J. Ogilvy scored 17 points and Vanderbilt beat Mississippi 71-61, winning its third straight game.

Vanderbilt (15-8, 4-5 Southeastern Conference) has dominated the series and never trailed, winning for the 46th time in the past 51 games between both teams. The Commodores improved to 46-5 when playing Ole Miss at Memorial Gym.

The Rebels (13-10, 4-5) came in having won three straight, a streak that included a win over then-No. 24 Kentucky and their largest home SEC victory under coach Andy Kennedy in a 78-59 win over Auburn on Wednesday night. But the Rebels missed their first eight shots, hitting 8-of-33 (24.2) percent in the first half.

Jeffery Taylor had 14 points for Vanderbilt. Brad Tinsley had 12 and Lance Goulbourne added 11 off the bench.

Terrico White led Ole Miss with a career-high 23 points. David Huertas had 19.

Ole Miss													
Name	fg-a	3-a	ft-a	o-d-t	pf	tp	a	t	b	s	m		
Henry, f	2-8	0-1	0-0	1-1-2	0	4	1	1	0	0	25		
White, f	1-4	0-1	0-2	2-3-5	2	2	0	0	1	0	22		
White, T., g	9-17	4-10	1-1	0-3-3	2	23	2	1	1	0	36		
Graham, g	1-9	1-4	1-2	0-3-3	1	4	2	0	0	1	31		
Huertas, g	7-18	4-11	1-2	0-4-4	1	19	2	3	0	2	32		
Bogan	0-0	0-0	0-0	0-2-2	0	0	1	3	0	0	8		
Holloway	2-5	0-0	0-0	3-5-8	2	4	0	1	0	0	21		
Cantintol	1-2	0-0	1-1	2-0-2	2	3	1	0	0	0	5		
Cranston	1-3	0-1	0-0	2-0-2	2	2	0	0	0	0	20		
Team				2-1-3									
<b>Totals</b>	<b>24-66</b>	<b>9-28</b>	<b>4-8</b>	<b>12-22-34</b>	<b>12</b>	<b>61</b>	<b>9</b>	<b>9</b>	<b>2</b>	<b>3200</b>			

Vanderbilt													
Name	fg-a	3-a	ft-a	o-d-t	pf	tp	a	t	b	s	m		
Tchiengang, f	1-3	1-2	2-2	2-5-7	1	5	1	2	0	1	17		
Taylor, f	6-11	0-0	2-4	1-2-3	1	14	1	3	1	1	26		
Ogilvy, c	7-12	0-1	3-4	1-8-9	1	17	1	3	1	1	32		
Beal, g	3-7	2-4	0-0	0-0-0	0	8	6	0	1	1	36		
Tinsley, g	5-8	2-4	0-0	0-5-5	1	12	5	2	0	2	34		
Hinkle	0-0	0-0	0-0	0-1-1	0	0	0	0	0	0	4		
Ezeli	0-1	0-0	0-0	0-0-0	2	0	0	0	0	0	10		
Goulbourne	4-4	2-2	1-2	0-1-1	0	11	0	0	2	0	12		
McClellan	1-2	0-0	0-0	0-4-4	3	2	1	0	0	0	20		
Drake	1-3	0-1	0-0	0-3-3	0	2	0	2	0	0	9		
Team				0-4-4									
<b>Totals</b>	<b>28-51</b>	<b>7-14</b>	<b>8-12</b>	<b>4-33-37</b>	<b>9</b>	<b>71</b>	<b>15</b>	<b>12</b>	<b>5</b>	<b>6200</b>			

Score by Periods	1st	2nd	Total
Ole Miss	19	42	61
Vanderbilt	31	40	71

FG%: OM: 36.4, VU: 54.9; 3FG%: OM: 32.1, VU: 50.0;  
FT%: OM: 50.0, VU: 66.7; Officials: Ted Valentine, Anthony Jordan, Rick Crawford; Attendance: 14,316.

## Game 24 • Feb. 14, 2009

Vanderbilt..... 50  
at Tennessee ..... 69  
Knoxville, Tenn. (Thompson-Boling Arena)

Tyler Smith scored a career-high 30 points and Tennessee defeated Southeastern Conference East Division rival Vanderbilt 69-50.

"Tyler Smith was great today and we did not have an answer for him," Kevin Stallings, VU head coach, said.

After splitting the series for the past two seasons, the Volunteers grabbed a sweep over the Commodores -- one of their oldest rivals. Tennessee dominated the first game of the season in the series, a 76-63 win in Nashville.

Both Tennessee and Vanderbilt entered the game on hot shooting streaks. The Vols (16-8, 7-3 SEC) shot 50.2 percent from the floor in their previous four games, while the Commodores (15-9, 4-6) were averaging 51.8 percent in their last four.

"I think they did a good job of being physical with A.J. Ogilvy, and a good job defending him," Stallings noted. "We have got to figure out better ways to get him the ball."

After five lead changes and a tie at the beginning of the first half, it was Tennessee that heated up first. Down by a point, the Vols launched a 14-0 run, and an Emmanuel Negedu dunk gave them a 19-6 lead with 10:34 before halftime.

Vanderbilt													
Name	fg-a	3-a	ft-a	o-d-t	pf	tp	a	t	b	s	m		
Tchiengang, f	2-5	1-4	2-2	2-2-4	4	7	0	1	1	0	25		
Ogilvy, c	3-7	0-2	5-6	2-2-4	2	11	3	0	1	1	27		
Beal, g	1-10	0-2	1-2	1-5-6	1	3	1	5	0	1	31		
Tinsley, g	5-11	1-5	0-0	2-1-3	3	11	4	2	1	0	36		
Taylor, g	2-4	0-0	0-0	1-4-5	2	4	0	5	0	0	20		
Hinkle	1-4	0-2	0-0	0-0-0	1	2	2	2	1	1	10		
Ezeli	3-3	0-0	0-4	3-0-3	4	6	0	3	0	1	14		
Goulbourne	2-4	0-0	0-0	2-4-6	0	4	0	3	1	2	20		
Cole	0-0	0-0	0-0	0-0-0	0	0	0	0	0	0	0+		
McClellan	0-0	0-0	0-0	0-3-3	0	0	0	1	0	1	12		
Drake	0-1	0-1	2-2	0-0-0	0	2	0	0	1	0	4		
Duffy	0-0	0-0	0-0	0-1-1	2	0	0	0	1	0	1		
Team				1-1-2							1		
<b>Totals</b>	<b>19-49</b>	<b>2-16</b>	<b>10-16</b>	<b>14-23-37</b>	<b>19</b>	<b>50</b>	<b>10</b>	<b>23</b>	<b>7</b>	<b>7200</b>			

Tennessee													
Name	fg-a	3-a	ft-a	o-d-t	pf	tp	a	t	b	s	m		
Smith, f	10-13	3-4	7-8	1-4-5	1	30	3	4	0	4	36		
Chism, c	3-9	1-3	1-2	3-2-5	4	8	0	1	0	2	27		
Maze, g	0-5	0-2	2-2	0-3-3	0	2	3	1	2	1	24		
Prince, g	3-6	0-0	2-6	4-6-10	4	8	7	3	3	3	34		
Hopson, g	2-8	1-6	0-2	1-0-1	2	5	1	0	0	0	22		
Woolridge	0-0	0-0	0-0	0-0-0	0	0	0	0	0	0	2		
Negedu	1-1	0-0	0-0	2-0-2	1	2	0	0	0	0	6		
Tatum	1-4	0-3	0-0	0-0-0	1	2	0	1	2	2	18		
Tabb	3-5	1-1	1-2	1-0-1	1	8	1	1	0	2	16		
Williams	2-4	0-1	0-1	1-1-2	3	4	0	0	1	1	15		
Team				1-3-4									
<b>Totals</b>	<b>25-55</b>	<b>6-20</b>	<b>13-23</b>	<b>14-19-33</b>	<b>18</b>	<b>69</b>	<b>15</b>	<b>11</b>	<b>8</b>	<b>15200</b>			

Score by Periods	1st	2nd	Total
Vanderbilt	18	32	50
Tennessee	26	43	69

FG%: VU: 38.8, UT: 45.5; 3FG%: VU: 12.5, UT: 30.0;  
FT%: VU: 62.5, UT: 56.5; Officials: Tom Eades, Anthony Jordan, Mike Kitts;  
Attendance: 20,375.

# 2008-09 RECAPS



COMMODORES®

## Game 25 • Feb. 17, 2009

Kentucky..... 64  
at Vanderbilt..... 77  
Nashville, Tenn. (Memorial Gym)

Jermaine Beal and Lance Goulbourne each scored 17 points as Vanderbilt routed Kentucky 77-64, handing the Wildcats their fourth loss in six games.

"That's more like what I've gotten accustomed to with these guys in terms of their energy and effort," said head coach Kevin Stallings. "I was really pleased, even at halftime. We played with good intensity and emotion."

Kentucky (18-8, 7-4) came in part of a three-way tie atop the Southeastern Conference's Eastern Division with two straight wins. But the Wildcats played a second straight game without sophomore center Patrick Patterson because of a sprained ankle, and his teammates didn't give enough help to Jodie Meeks, the nation's fourth-leading scorer averaging 25.8 points a game.

Meeks scored 26. A.J. Stewart added 11 off the bench before fouling out.

"Meeks is a great player and a great scorer," said junior guard Jermaine Beal. "I think Jeff (Taylor), George (Drake), Charles (Hinkle), just everybody charged with guarding him did a good job defending him. He got 26 points, but it took him 21 shots to do it."

Vanderbilt (16-9, 5-6) has won four of its last five. This series dominated for so long by Kentucky now has swung Vandy's way with six wins in eight games against the Wildcats, including four straight in Memorial Gym.

Kentucky													
Name	fg-a	3-a	ft-a	o-d-t	pf	tp	a	to	b	s	m		
Stevenson, f	1-3	0-0	1-4	0-2-2	2	3	0	2	0	1	23		
Harrellson, c	1-2	0-1	0-0	0-0-0	1	2	0	0	0	0	7		
Harris, g	0-2	0-0	4-4	4-0-4	4	4	0	0	0	0	24		
Porter, g	1-4	0-3	0-0	0-0-0	2	2	1	4	2	1	15		
Meeks, g	6-21	4-11	10-10	2-1-3	2	26	0	1	0	0	40		
Miller	3-7	1-2	0-0	0-1-1	5	7	1	2	0	1	24		
Galloway	4-6	0-0	1-2	2-4-6	4	9	3	3	0	1	30		
Slone	0-0	0-0	0-0	0-0-0	0	0	0	0	0	0	0+		
Stewart	4-4	1-1	2-3	2-1-3	5	11	0	2	1	0	12		
Liggins	0-3	0-1	0-0	0-4-4	3	0	3	1	2	1	25		
Team				1-2-3	1								
<b>Totals</b>	<b>20-52</b>	<b>6-19</b>	<b>18-23</b>	<b>11-15-26</b>	<b>29</b>	<b>64</b>	<b>8</b>	<b>15</b>	<b>5</b>	<b>5200</b>			

Vanderbilt													
Name	fg-a	3-a	ft-a	o-d-t	pf	tp	a	to	b	s	m		
Tchiengang, f	0-2	0-0	1-2	1-2-3	2	1	1	2	2	1	16		
Taylor, f	4-7	0-0	6-9	5-3-8	5	14	2	4	1	0	31		
Ogilvy, c	4-7	0-2	7-9	2-6-8	4	15	1	1	3	2	29		
Beal, g	3-9	1-3	10-10	1-1-2	1	17	3	2	0	3	38		
Tinsley, g	3-7	1-1	2-2	0-3-3	1	9	0	3	0	0	28		
Hinkle	0-0	0-0	0-0	0-0-0	2	0	0	0	0	0	6		
Ezeli	2-2	0-0	0-0	1-1-2	3	4	0	1	0	0	11		
Goulbourne	4-7	3-5	6-8	1-1-2	1	17	0	2	0	0	22		
McClellan	0-0	0-0	0-0	0-3-3	0	0	0	1	0	0	9		
Drake	0-2	0-0	0-0	0-0-0	2	0	0	1	0	0	10		
Team				2-4-6									
<b>Totals</b>	<b>20-43</b>	<b>5-11</b>	<b>32-40</b>	<b>13-24-37</b>	<b>21</b>	<b>77</b>	<b>7</b>	<b>17</b>	<b>6</b>	<b>6200</b>			

Score by Periods	1st	2nd	Total
Kentucky	30	34	64
Vanderbilt	30	43	77

FG%: UK: 38.5, VU: 46.5; 3FG%: UK: 31.6, VU: 45.5;  
FT%: UK: 78.3, VU: 80.0; Officials: Tony Greene, Mike Kitts, Ron Groover;  
Attendance: 14,366.

## Game 26 • Feb. 21, 2009

Vanderbilt..... 68  
at Florida ..... 82  
Gainesville, Fla. (O'Connell Center)

Erving Walker scored 17 points off the bench, Nick Calathes added 14 and Florida beat Vanderbilt 82-68 to remain tied atop the Southeastern Conference Eastern Division.

"We had some missed opportunities in the first half with missed lay-ups," said Kevin Stallings, VU head coach. "Florida got on a role and got its confidence up. We had some breakdowns defensively; we just had a hard time guarding them."

"We did a much better job in the second half. We were attacking in the second half offensively. By that time it's really too late, unless you can put a whole bunch of stops together."

Walter Hodge chipped in 12 points for the Gators, who extended their home-winning streak to 17 and swept the season series against the Commodores.

Florida (21-6, 8-4 SEC) made 15 3-pointers in the first meeting last month and handed Vanderbilt its worst loss of the season, 94-69. This one was another lopsided affair -- mostly because Florida got off to a torrid start.

The Gators, who jumped out to a 19-4 lead, were up 50-25 early in the second and easily held on from there.

A.J. Ogilvy led the Commodores (16-10, 5-7) with 18 points and six rebounds. Brad Tinsley had 12 points.

Vanderbilt													
Name	fg-a	3-a	ft-a	o-d-t	pf	tp	a	to	b	s	m		
Tchiengang, f	1-5	1-2	4-4	0-0-0	3	7	0	1	1	1	12		
Taylor, f	3-10	0-0	0-0	5-2-7	0	6	3	4	0	1	32		
Ogilvy, c	9-13	0-0	0-0	2-4-6	4	18	0	1	1	0	32		
Beal, g	2-9	2-7	1-1	1-2-3	1	7	1	1	0	0	32		
Tinsley, g	4-8	1-5	3-4	0-3-3	1	12	4	2	0	3	36		
Hinkle	1-1	0-0	0-0	0-1-1	0	2	2	0	0	0	6		
Ezeli	0-1	0-0	0-2	1-0-1	1	0	0	0	0	0	7		
Goulbourne	2-6	1-3	1-1	0-0-0	4	6	1	2	0	0	12		
McClellan	0-1	0-0	0-0	0-2-2	0	0	0	0	0	0	4		
Drake	3-6	1-1	3-3	2-1-3	2	10	0	2	0	0	27		
Team				2-3-5									
<b>Totals</b>	<b>25-60</b>	<b>6-18</b>	<b>12-15</b>	<b>13-18-31</b>	<b>16</b>	<b>68</b>	<b>11</b>	<b>13</b>	<b>2</b>	<b>5200</b>			

Florida													
Name	fg-a	3-a	ft-a	o-d-t	pf	tp	a	to	b	s	m		
Werner, f	4-4	3-3	0-0	0-4-4	4	11	2	3	1	1	28		
Parsons, f	3-7	0-2	3-5	1-4-5	3	9	1	0	0	0	32		
Tyus, c	5-6	0-0	0-1	1-2-3	3	10	0	2	2	0	29		
Hodge, g	5-8	2-5	0-0	1-1-2	2	12	2	4	0	1	26		
Calathes, g	4-9	2-3	4-4	0-3-3	2	14	4	4	0	4	36		
Shipman	1-2	0-0	0-0	0-1-1	0	2	0	0	0	1	7		
Walker	5-8	3-6	4-4	0-3-3	1	17	4	1	0	0	26		
Kadji	3-5	0-0	1-1	0-3-3	2	7	0	0	4	0	16		
Team				0-3-3									
<b>Totals</b>	<b>30-49</b>	<b>10-19</b>	<b>12-15</b>	<b>3-24-27</b>	<b>17</b>	<b>82</b>	<b>13</b>	<b>14</b>	<b>7</b>	<b>7200</b>			

Score by Periods	1st	2nd	Total
Vanderbilt	23	45	68
Florida	40	42	82

FG%: VU: 41.7, UF: 61.2; 3FG%: VU: 33.3, UF: 52.6;  
FT%: VU: 80.0, UF: 80.0; Officials: Ted Valentine, Pat Adams, Mike Nance;  
Attendance: 12,543.

## Game 27 • Feb. 25, 2009

Vanderbilt..... 57  
at Georgia..... 61  
Athens, Ga. (Stegeman Coliseum)

Ricky McPhee scored 14 points, including a 3-pointer that put Georgia ahead to stay with just under 2 1/2 minutes remaining, and the Bulldogs held on for their second Southeastern Conference win, 61-57 over Vanderbilt.

Georgia (11-17, 2-11) led by 10 at halftime and stretched the margin as high as 14 in the second half, only to have Vanderbilt (16-11, 5-8) make a game of it down the stretch.

George Drake leaned into the lane to hit a jumper with 4:26 left, giving the Commodores a 54-53 lead and capping a 23-8 spurt that wiped out the Bulldogs' big advantage. But the comeback seemed to sap Vandy's energy -- the visiting team didn't make another shot other than free throws, finishing 31.4 percent from the field.

McPhee got wide open from outside the arc and wished a 3 with 2:21 left, putting Georgia ahead for good at 56-54.

Vanderbilt													
Name	fg-a	3-a	ft-a	o-d-t	pf	tp	a	to	b	s	m		
Beal, g	3-13	2-7	3-4	0-2-2	2	11	2	1	0	0	37		
Tinsley, g	4-9	3-6	0-0	0-3-3	1	11	3	2	0	0	36		
Ogilvy, c	3-7	1-3	5-9	1-7-8	1	12	1	3	3	2	33		
Tchiengang, f	1-4	0-1	5-5	0-6-6	3	7	0	1	0	1	22		
Taylor, f	1-6	0-1	4-4	4-2-6	3	6	0	2	0	0	15		
Hinkle	0-2	0-2	0-0	0-0-0	0	0	0	0	0	0	3		
Ezeli	0-2	0-0	1-2	1-1-2	1	1	0	0	0	1	7		
Goulbourne	1-2	0-1	1-2	1-0-1	2	3	0	1	0	0	10		
McClellan	2-3	0-0	0-0	1-2-3	2	4	0	1	0	0	12		
Drake	1-3	0-2	0-0	3-3-6	5	2	0	3	0	0	25		
Team				2-4-6									
<b>Totals</b>	<b>16-51</b>	<b>6-23</b>	<b>19-26</b>	<b>13-30-43</b>	<b>20</b>	<b>57</b>	<b>6</b>	<b>14</b>	<b>3</b>	<b>4200</b>			

Georgia													
Name	fg-a	3-a	ft-a	o-d-t	pf	tp	a	to	b	s	m		
Ware, g	3-8	1-3	3-4	0-1-1	2	10	5	1	0	1	38		
Butler, g	2-4	1-2	5-7	0-2-2	4	10	0	4	0	3	33		
Woodbury, f	2-11	0-1	1-2	4-1-5	5	5	3	2	0	1	28		
Thompkins, f	4-13	0-2	1-2	2-6-8	4	9	0	2	0	2	29		
Jackson, c	2-5	0-0	0-0	1-3-4	2	4	1	0	0	0	21		
Barnes	4-5	0-0	1-2	1-2-3	1	9	1	0	1	1	19		
Swansey	0-1	0-1	0-0	0-0-0	0	0	0	0	0	0	2		
McPhee	5-8	3-5	1-3	2-3-5	0	14	1	1	0	2	22		
Price	0-1	0-0	0-0	0-1-1	3	0	0	0	0	0	8		
Team				0-6-6									
<b>Totals</b>	<b>22-56</b>	<b>5-14</b>	<b>12-20</b>	<b>10-25-35</b>	<b>21</b>	<b>61</b>	<b>11</b>	<b>10</b>	<b>1</b>	<b>10200</b>			

Score by Periods	1st	2nd	Total
Vanderbilt	23	34	57
Georgia	34	27	61

FG%: VU: 31.4, UGA: 39.3; 3FG%: VU: 26.1, UGA: 35.7;  
FT%: VU: 73.1, UGA: 60.0; Officials: Mike Stuart, Antonio Petty, Jamie Luckie; Attendance: 5,841.



# 2008-09 RECAPS

## Game 28 • Feb. 28, 2009

South Carolina..... 83  
at Vanderbilt..... 96  
Nashville, Tenn. (Memorial Gym)

A.J. Ogilvy scored a career-high 28 points and Vanderbilt had its best scoring night this season in routing South Carolina 96-83, keeping the Commodores very faint NCAA tournament dreams alive.

The Gamecocks (20-7, 9-5) came in sitting alone atop the SEC East, having won four of their last five. They scored the opening basket, and that was their only lead of the night as they trailed by as much as 25.

"In the first half, I thought we did a good job defensively," Kevin Stallings, VU head coach, said. "In the second half, we were content to score with them."

Vanderbilt (17-11, 6-8) snapped a two-game skid, coming off its worst shooting performance of the season in a loss at Georgia. The Commodores made up for that by hitting 11 of their first 13 against South Carolina.

Jermaine Beal also had a career-high with 27 points for Vanderbilt. Jeffery Taylor added 17 and Brad Tinsley 16.

"I thought we got great play from A.J. Ogilvy and Jermaine Beal," Stallings noted.

Devan Downey led South Carolina with 24 points. Zam Fredrick added 21, Brandis Raley-Ross 15 and Mike Holmes 12.

"I thought our defense on [Devan] Downey was very good," added Stallings. "He had 24 points, but it took him a lot of shots to get there."

### South Carolina

Name	fg-a	3-a	ft-a	o-d-t	pf	tp	a	b	s	m
Archie, f	3-7	1-4	0-0	2-4-6	4	7	0	2	2	35
Muldrow, f	0-0	0-0	0-0	0-1-1	5	0	0	1	0	13
Holmes, c	5-9	1-1	1-4	5-2-7	4	12	0	2	0	23
Downey, g	9-27	1-10	5-5	0-4-4	3	24	6	2	0	47
Fredrick, g	9-19	3-10	0-0	3-0-3	4	21	2	3	0	27
Raley-Ross	6-13	3-8	0-0	2-1-3	3	15	1	1	0	27
Wilder	0-0	0-0	0-0	0-0-0	0	0	0	0	0	0+
Steed	2-3	0-0	0-0	2-1-3	2	4	0	0	1	19
Baniulis	0-3	0-2	0-0	0-1-1	0	0	0	1	0	19
Team				2-2-4	1					
<b>Totals</b>	<b>34-81</b>	<b>9-35</b>	<b>6-9</b>	<b>16-16-32</b>	<b>26</b>	<b>83</b>	<b>9</b>	<b>12</b>	<b>3</b>	<b>9200</b>

### Vanderbilt

Name	fg-a	3-a	ft-a	o-d-t	pf	tp	a	b	s	m
Tchiengang, f	0-0	0-0	0-1	0-1-1	2	0	0	3	0	13
Taylor, f	6-7	0-0	5-6	0-3-3	1	17	2	2	0	121
Ogilvy, c	12-15	1-2	3-7	1-4-5	2	28	0	5	4	130
Beal, g	7-14	5-9	8-9	0-7-7	2	27	3	3	0	35
Tinsley, g	3-5	2-4	8-8	0-3-3	2	16	5	4	0	30
Hinkle	0-0	0-0	0-0	0-0-0	0	0	0	1	0	1
Ezeli	1-2	0-0	0-0	2-2-4	1	2	0	2	0	110
Goulbourne	1-2	0-0	0-1	0-1-1	2	2	1	1	1	16
Cole	0-0	0-0	0-0	0-0-0	1	0	0	0	0	1
McClellan	0-2	0-1	0-0	1-5-6	1	0	3	2	0	27
Drake	1-3	0-0	2-3	3-1-4	0	4	0	1	0	16
Duffy	0-0	0-0	0-0	0-0-0	0	0	0	0	0	0+
Team				1-5-6						
<b>Totals</b>	<b>31-50</b>	<b>8-16</b>	<b>26-35</b>	<b>8-32-40</b>	<b>14</b>	<b>96</b>	<b>14</b>	<b>24</b>	<b>5</b>	<b>4200</b>

Score by Periods	1st	2nd	Total
South Carolina	27	56	83
Vanderbilt	47	49	96

FG%: SC: 42.0, VU: 62.0; 3FG%: SC: 25.7, VU: 50.0;  
FT%: SC: 66.7, VU: 74.3; Officials: J.B. Caldwell, Doug Simmons, Ron Groover; Attendance: 13,963.

## Game 29 • March 4, 2009

Vanderbilt..... 75  
at LSU ..... 67  
Baton Rouge, La. (Pete Maravich Assembly Center)

A.J. Ogilvy is as healthy and confident as he's been all season, and that could spell trouble for the rest of the Southeastern Conference as the postseason nears.

Ogilvy set a career high in scoring for a second straight game, racking up 33 points and grabbing 10 rebounds to help Vanderbilt upset No. 12 LSU 75-67 in the Tigers' home finale.

Ogilvy, a 6-foot-11 sophomore, scored on an array of short jump hooks, putbacks and even driving layups that frustrated an LSU defense anchored by 6-11 center Chris Johnson, one of the best shot-blockers in college basketball. Johnson had four blocks to bring his season total to 84, but Ogilvy never backed down.

When Ogilvy saw multiple defenders, Jermaine Beal gave the Commodores the balance they needed, hitting three 3-pointers and finishing with 17 points. Brad Tinsley had two 3s late in the game, the last giving Vanderbilt (18-11, 7-8 SEC) a 71-66 lead with 38 seconds to go.

Marcus Thornton scored 18 points for the Tigers (25-5, 13-2), the SEC regular season champs who lost for only the second time at home this season in 20 games at the Pete Maravich Assembly Center. Tasmin Mitchell added 16 points for the Tigers and Bo Spencer had 14.

Vanderbilt shot 51 percent against an LSU squad that prides itself on defense and led 50-39 after Beal's 3-pointer with under 13 minutes to go.

While Vanderbilt broke the 50 percent mark shooting (27-of-52) for the game, LSU shot 36.5 percent (21-of-58) on what was supposed to be a celebration of the Tigers' senior class.

### Vanderbilt

Name	fg-a	3-a	ft-a	o-d-t	pf	tp	a	b	s	m
Tchiengang, f	1-2	0-0	3-4	0-4-4	5	5	0	0	1	20
Ogilvy, c	12-17	0-1	9-14	2-8-10	3	33	3	5	2	33
Beal, g	7-13	3-7	0-0	1-1-2	3	17	2	2	0	138
Tinsley, g	2-7	2-4	2-2	0-3-3	0	8	3	0	0	29
Taylor, g	2-6	0-1	1-4	2-4-6	4	5	0	0	0	127
Ezeli	2-3	0-0	0-0	0-2-2	1	4	0	1	0	8
Goulbourne	1-1	1-1	0-0	0-3-3	2	3	0	0	0	13
McClellan	0-2	0-1	0-0	0-1-1	5	0	1	0	0	16
Drake	0-1	0-0	0-0	0-2-2	0	0	1	0	0	16
Team				1-0-1						
<b>Totals</b>	<b>27-52</b>	<b>6-15</b>	<b>15-24</b>	<b>6-28-34</b>	<b>23</b>	<b>75</b>	<b>10</b>	<b>8</b>	<b>3</b>	<b>2200</b>

### LSU

Name	fg-a	3-a	ft-a	o-d-t	pf	tp	a	b	s	m
Thornton, Q., f	0-0	0-0	0-0	1-1-2	5	0	0	1	0	10
Johnson, c	2-7	0-0	3-4	5-4-9	2	7	2	1	4	27
Thornton, M., g	7-19	1-6	3-6	1-3-4	3	18	3	2	0	237
Martin, g	3-5	1-2	0-0	0-3-3	0	7	2	0	0	21
Temple, g	2-6	0-3	1-2	0-4-4	4	5	1	0	0	124
Mitchell	3-9	0-1	10-12	5-3-8	3	16	2	1	1	37
Bass	0-0	0-0	0-0	0-0-0	0	0	0	0	0	6
Spencer	4-12	4-9	2-2	0-3-3	1	14	0	2	0	31
Warren	0-0	0-0	0-2	0-1-1	0	0	0	0	0	16
Farrar	0-0	0-0	0-0	0-0-0	0	0	0	0	0	1
Team				1-1-2						
<b>Totals</b>	<b>21-58</b>	<b>6-21</b>	<b>19-28</b>	<b>13-23-36</b>	<b>18</b>	<b>67</b>	<b>10</b>	<b>7</b>	<b>5</b>	<b>4200</b>

Score by Periods	1st	2nd	Total
Vanderbilt	37	38	75
LSU	26	41	67

FG%: VU: 51.9, LSU: 36.2; 3FG%: VU: 40.0, LSU: 28.6;  
FT%: VU: 62.5, LSU: 67.9; Officials: Tony Greene, Tom Eades, Mike Nance; Attendance: 13,249.

## Game 30 • March 8, 2009

Arkansas..... 58  
at Vanderbilt..... 75  
Nashville, Tenn. (Memorial Gym)

Jeffery Taylor scored 16 points, had 10 rebounds and a career-high six assists to lead Vanderbilt over Arkansas 75-58 in the regular-season finale for both teams.

"I was really proud of our team's effort today," said head coach Kevin Stallings. "I thought we kept fighting and playing hard until finally we made enough of a run where we got the game in our favor."

"I really thought our defense in the second half was really good. To hold them to 23 points in the second half was significant. I'm happy to get back to .500 in the league. To go from 1-5 to 8-8 is quite an accomplishment."

Brad Tinsley had 15 points and Jermaine Beal added 11 for Vanderbilt (19-11, 8-8), which finished the regular season with three straight victories. A.J. Ogilvy scored 12 points and also added 10 rebounds.

Vanderbilt scored the first five points of the game and never trailed. The Commodores led by as many as 10 in the first half and then built their advantage to 58-47 in the second when they held the Razorbacks scoreless for a 6:08 stretch.

Taylor's free throws with 3 minutes to play gave the Commodores their largest lead up to that point at 65-53.

"We were real balanced today," Stallings added. "We've gotten good play from our bench. Lance [Goulbourne], Charles [Hinkle], and all of those guys did well today, highlighted by Festus [Ezeli's] performance. He played really well for us."

Rontei Clarke made five 3-pointers and led Arkansas (14-15, 2-14) with 20 points. Courtney Fortson added 18 points.

### Arkansas

Name	fg-a	3-a	ft-a	o-d-t	pf	tp	a	b	s	m
Washington, f	2-5	0-0	2-3	4-4-8	5	6	0	4	0	219
Sanchez, f	0-2	0-0	3-4	3-4-7	3	3	1	0	0	25
Fortson, g	7-27	2-7	2-2	2-3-5	3	18	4	1	0	133
Britt, g	1-2	1-1	0-0	0-0-0	1	3	1	0	0	14
Clarke, g	5-13	4-7	3-3	0-3-3	2	17	1	1	0	334
Henry	1-7	0-2	0-0	1-3-4	0	2	0	1	0	22
Moore	0-0	0-0	0-0	0-0-0	1	0	0	0	0	110
Welsh	3-9	1-3	0-2	1-0-1	2	7	0	2	0	228
Cox	0-0	0-0	0-0	0-0-0	0	0	0	0	0	0+
Clark	1-3	0-1	0-0	2-1-3	5	2	0	0	0	15
Team				0-0-0						
<b>Totals</b>	<b>20-68</b>	<b>8-21</b>	<b>10-14</b>	<b>13-18-31</b>	<b>22</b>	<b>58</b>	<b>7</b>	<b>9</b>	<b>0</b>	<b>9200</b>

### Vanderbilt

Name	fg-a	3-a	ft-a	o-d-t	pf	tp	a	b	s	m
Tchiengang, f	1-1	1-1	0-0	1-2-3	3	3	0	1	2	016
Taylor, f	5-11	0-0	6-6	6-4-10	1	16	6	3	0	30
Ogilvy, c	5-12	0-0	2-3	4-6-10	4	12	2	3	1	223
Beal, g	3-8	1-4	4-5	0-2-2	2	13	3	0	0	33
Tinsley, g	3-5	3-4	4-4	0-4-4	2	13	3	4	0	133
Hinkle	0-0	0-0	0-0	0-1-1	2	0	2	0	0	6
Ezeli	3-4	0-0	4-7	0-4-4	1	10	0	1	3	017
Goulbourne	2-3	0-0	2-4	0-4-4	2	6	3	2	1	017
Meriweather	0-0	0-0	0-0	0-0-0	0	0	0	0	0	01
McClellan	0-3	0-1	0-1	2-3-5	1	0	2	1	0	15
Drake	1-2	0-1	0-0	0-2-2	1	2	0	1	0	8
Duffy	1-1	0-0	0-0	0-0-0	0	2	0	0	0	1
Team				1-3-4						
<b>Totals</b>	<b>24-50</b>	<b>5-11</b>	<b>22-30</b>	<b>14-35-49</b>	<b>19</b>	<b>75</b>	<b>17</b>	<b>19</b>	<b>8</b>	<b>3200</b>

Score by Periods	1st	2nd	Total
Arkansas	35	23	58
Vanderbilt	39	36	75

FG%: UA: 29.4, VU: 48.0; 3FG%: UA: 38.1, VU: 45.5;  
FT%: UA: 71.4, VU: 73.3; Officials: Mike Stuart, Tom Eades, Ted Valentine; Attendance: 14,316.



# 2008-09 RECAPS



COMMODORES®

## Game 31 • March 12, 2009

Vanderbilt..... 75  
vs. Alabama..... 82  
St. Pete Times Forum (Tampa, Fla.)

Alonzo Gee scored 25 points and Alabama went 12-for-12 from the foul line in the final 1:03 to hold off Vanderbilt 82-75 in the opening round of the Southeastern Conference tournament.

Mikhail Torrance made all eight of his free throws and finished with 20 points as the Crimson Tide (18-13) continued a strong late-season surge and advanced to Friday's quarterfinals against SEC East co-champion Tennessee.

Gee bounced back from a poor shooting night in Alabama's 70-67 victory over Tennessee in the regular-season finale to go 9-for-12 from the field and 7-for-8 from the foul line. The Crimson Tide built a 16-point lead, but Brad Tinsley and Jeffery Taylor led a late surge that helped Vanderbilt (19-12) trim its deficit to five in the final minute.

Tinsley led Vanderbilt with 20 points and Taylor had 17 for the Commodores. Leading scorer A.J. Ogilvy was held without a field goal until the final minute and finished with eight points.

### Vanderbilt

Name	fg-a	3-a	ft-a	o-d-t	pf	tp	a	to	b	s	m
Tchiengang, f	0-3	0-1	0-0	1-1-2	1	0	0	0	0	0	12
Ogilvy, c	2-7	0-2	4-7	2-6-8	3	8	6	3	2	0	31
Beal, g	2-11	1-8	0-0	0-2-2	4	5	6	2	0	1	32
Tinsley, g	6-14	5-10	3-4	1-2-3	0	20	0	4	0	2	34
Taylor, g	7-11	1-3	2-2	3-3-6	5	17	1	2	0	1	27
Hinkle	1-2	1-1	2-2	0-1-1	4	5	0	1	0	0	5
Ezeli	1-5	0-0	2-2	2-0-2	2	4	0	0	1	0	12
Goulbourne	1-3	0-1	0-0	1-2-3	1	2	1	1	0	0	15
McClellan	0-1	0-0	0-0	2-1-3	0	0	2	1	0	0	13
Drake	6-8	2-4	0-0	0-3-3	1	14	1	0	0	4	19
Team				0-0-0							
<b>Totals</b>	<b>26-65</b>	<b>10-30</b>	<b>13-17</b>	<b>12-21-33</b>	<b>21</b>	<b>75</b>	<b>17</b>	<b>14</b>	<b>3</b>	<b>8</b>	<b>200</b>

### Alabama

Name	fg-a	3-a	ft-a	o-d-t	pf	tp	a	to	b	s	m
Green, f	6-10	0-0	1-2	2-8-10	1	13	0	1	2	1	28
Knox, f	1-2	0-0	4-4	2-4-6	3	6	0	1	1	0	15
Torrance, g	6-12	0-1	8-8	0-2-2	2	20	5	5	1	0	32
Gee, g	9-12	0-0	7-8	1-5-6	3	25	1	2	0	0	33
Hillman, g	2-9	0-2	1-2	1-1-2	2	5	2	4	0	3	30
Brock	1-4	1-2	4-4	0-1-1	1	7	2	0	0	1	15
Jemison	0-1	0-0	0-0	0-2-2	1	0	0	0	0	0	12
Steele	1-3	0-0	0-0	0-1-1	0	2	1	1	0	0	12
Coleman	2-6	0-0	0-0	3-3-6	1	4	0	1	0	0	23
Team				3-2-5							
<b>Totals</b>	<b>28-59</b>	<b>1-5</b>	<b>25-28</b>	<b>12-29-41</b>	<b>14</b>	<b>82</b>	<b>11</b>	<b>15</b>	<b>4</b>	<b>5</b>	<b>200</b>

### Score by Periods

	1st	2nd	Total
Vanderbilt	30	45	75
Alabama	36	46	82

FG%: VU: 40.0, UA: 47.5; 3FG%: VU: 33.3, UA: 47.5;

FT%: VU: 76.5, UA: 89.3; Officials: Tony Greene, Joe Lindsay, Ron Groover; Attendance: 12,152.

