

MIZZOU

FOOTBALL

2013 UNIVERSITY OF MISSOURI FOOTBALL

MIZZOU (4-0) (All Times Central)

Date	Opponent	TV	Score/Time
Aug. 31	Murray State	PPV	W, 58-14
Sept. 7	Toledo	ESPNU	W, 38-23
Sept. 21	Indiana	BTN	W, 45-28
Sept. 28	Arkansas State	CSS	W, 41-19
Oct. 5	Vanderbilt *	CSS	6:30 p.m.
Oct. 12	Georgia *	ESPN	11 a.m.
Oct. 19	Florida *		TBA
Oct. 26	South Carolina *		TBA
Nov. 2	Tennessee *		TBA
Nov. 9	Kentucky *		TBA
Nov. 23	Ole Miss *		TBA
Nov. 30	Texas A&M *		TBA

Bold denotes home
* SEC Game

VANDERBILT (3-2, 0-2)

Date	Opponent	Score/Time
Aug. 29	Ole Miss *	L, 39-35
Sept. 7	Austin Peay	W, 38-3
Sept. 14	at South Carolina *	L, 35-25
Sept. 21	at UMass	W, 24-7
Sept. 28	UAB	W, 52-24
Oct. 5	Missouri *	TBA
Oct. 19	Georgia *	TBA
Oct. 26	at Texas A&M *	TBA
Nov. 9	at Florida *	TBA
Nov. 16	Kentucky *	TBA
Nov. 23	at Tennessee *	TBA
Nov. 30	Wake Forest	TBA

Bold denotes home
* SEC Game

MIZZOU COACHING STAFF

IN-GAME ON FIELD

Gary Pinkel _____ Head Coach
 Andy Hill _____ Assoc. HC/Quarterbacks
 Brian Jones _____ Tailbacks
 Craig Kuligowski _____ Defensive Line
 Dave Steckel _____ Assoc. HC/Def. Coord./Linebackers
 Bruce Walker _____ Co-Off. Line

IN THE COACHES' BOOTH

Cornell Ford _____ Cornerbacks
 Josh Henson _____ Off. Coord./Co-Off. Line/Tight Ends
 Alex Grinch _____ Safeties
 Pat Washington _____ Wide Receivers

Game Five: Mizzou Tigers (4-0, 0-0) vs. Vanderbilt Commodores (3-2, 0-2)

Oct. 5, 2013 – Vanderbilt Stadium – Nashville, Tenn.



KICKOFF: 6:30 p.m. CT

STADIUM: Vanderbilt Stadium in Nashville, Tenn. Capacity of 40,350.
Artificial surface.

SERIES HISTORY: Mizzou and Vanderbilt are tied in the series history, 2-2-1. First meeting in 1895, with the series renewed in 2012.

MIZZOU STARTS SEC ACTION AT VANDERBILT

► Mizzou Football begins the Southeastern Conference portion of its 2013 schedule at Vanderbilt on Saturday, Oct. 5, with a 6:30 p.m. CT kickoff televised by CSS...

► With the 41-19 win victory over Arkansas State on Sept. 28, head coach Gary Pinkel won his 94th game as Mizzou's head coach. With the victory, he moved into sole possession of No. 2 in Missouri history past the legendary Dan Devine, who won 93 games from 1958-70...

► Pinkel is now just seven wins shy of tying Don Faurot (101 wins from 1935-42, 1946-56) for the most wins in school history...

► Vanderbilt improved to 3-2 overall with its most recent win, a 52-24 showing at home vs. UAB on Sept. 28...

FANTASTIC FOUR

► The Tigers' rushing game has been so potent thanks in large part to its balance. Mizzou has four players with 215 or more rushing yards and 2 TDs or more, including sophomore TB Russell Hansbrough (335 yards, 3 TDs, 8.6 avg.), junior TB Henry Josey (238 yds., 4 TDs, 5.9 avg.), junior TB Marcus Murphy (224 yds., 4 TDs, 7.2 avg.) and senior QB James Franklin (215 yds., 2 TDs, 5.2 avg.)...

KEEPING THE PENALTIES AT A MINIMUM

► Mizzou is playing disciplined football so far, as the Tigers rank ninth in the nation, and second in the SEC in both fewest penalties (3.50 per/game) and fewest penalty yards (30.50 avg.) per outing...

WITH A TIGER VICTORY, MIZZOU WILL...

► Start 5-0 for the fifth time in Coach Pinkel's 13-season tenure at Mizzou.

► Start 5-0 for the first time since the 2010 season, a campaign that brought Mizzou a Big 12 North Co-Championship and 10-3 record.

► Win its conference opener for the sixth-time under Pinkel's direction.

► Improve to 95-61 under Coach Pinkel, moving the Tiger coach closer to Mizzou's all-time winningest coach, Don Faurot, who won 101 games (1935-42, 46-56).

► Break a series history tie with Vanderbilt and improve to 3-2-1 against the Commodores.

TRACK THE TIGERS

ON TELEVISION

CSS

- Matt Stewart (Play-by-play)
- Chris Doering (Color Analyst)
- Kris Budden (Sideline)



ON RADIO

Tiger Radio Network

- Mike Kelly (Play-By-Play)
- Howard Richards (Color Analyst)
- Chris Gervino (Sideline Reporter)
- Scotty Cox (Producer)
- Matt Winegardner (Director)

Sirius Channel 137, XM Channel 199



ON TWITTER

- Official Twitter: @MizzouFootball
- Mizzou Athletics Twitter: @mutigersdotcom
- Be sure to follow the #Mizzou hashtag

ONLINE

- Follow the gameday blog at MUTigers.com
- Follow live statistics at MizzouStats.com
- Game updates: @MIZLive
- Tiger Radio Network streamed live at MizzouNetwork.com (subscription only)

MIZZOU

STRATEGIC COMMUNICATIONS

FOOTBALL CONTACTS

Chad Moller - Associate Athletics Director
 (W) 573/882-0712 (Cell) 573/268-3110
 Patrick Crawford - Assistant Director
 (W) 573/882-2531 (Cell) 573/808-6050

Dave Reiter - Director
 Kate Lakin - Associate Director
 Shawn Davis - Assistant Director
 Jenny Dewar - Assistant Director
 Andy Oldenburg - Associate

Faurot Press Box-573/882-7311 or 7312

MEDIA PROCEDURES

MONDAY

3:30 p.m. - News Conference w/Head Coach Gary Pinkel (MATC Complex)
4 p.m. - Requested players/assistants (MATC)

TUESDAY

10-11 a.m. - Gary Pinkel phone calls (Reserved through SID)
3:30 p.m. - Practice open for first half-hour (photography permitted)

WEDNESDAY

9:30-10:30 a.m. - Gary Pinkel phone calls (Reserved through SID)
11:10 a.m. - Gary Pinkel on SEC Coaches' Weekly Teleconference

GAME CREDENTIALING

Credentials for the Mizzou 2013 home season may be requested online at www.mutigers.com. On the front page, mouse over the "Inside Athletics" link, and click on the "Media Center" link to access the password-protected credentialing site. Password information can be obtained by contacting Kevin Fletcher (fletcherk@missouri.edu).

MIZZOU MEDIA RELATIONS

Mizzou Media Relations personnel assisting you with coverage of the Tiger football team are Associate Athletics Director for Strategic Communications - Media **Chad Moller** and Assistant Director of Strategic Communications - Media **Patrick Crawford**.

Chad Moller:
mollerc@missouri.edu
 573-268-3110 (cell)

Patrick Crawford:
crawfordpa@missouri.edu
 573-808-6050 (cell)

FOLLOW MIZZOU ON SOCIAL MEDIA



Facebook.com/WeAreMizzou
 Facebook.com/MUTigersDotCom



@MizzouFootball
 @MUTigersDotCom
 @MIZLive



@MizzouFootball

SNAPSHOT

MIZZOU

2013 Record: 4-0
 2012 Record: 5-7
 Last Game: vs. Arkansas State (Sept. 28) - W, 41-19
 Next Game: at Georgia (Oct. 12)
 Head Coach: Gary Pinkel (Kent State, '75)
 School Record: 94-61 (13th season)
 Career Record: 167-98-1 (23rd season)
 Offensive Coord.: Josh Henson (Oklahoma State, '98)
 Defensive Coord.: Dave Steckel (Kutztown, '82)
 Location: Columbia, Mo.
 Colors: Old Gold and Black

VANDERBILT

2013 Record: 3-2
 2012 Record: 9-4
 Last Game: vs. UAB (Sept. 28) - W, 52-24
 Next Game: vs. Georgia (Oct. 19)
 Head Coach: James Franklin (East Stroudsburg, '95)
 School Record: 18-13 (Second season)
 Career Record: Same
 Offensive Coord.: John Donovan (Johns Hopkins, '97)
 Defensive Coord.: Bob Shoop (Yale, '88)
 Location: Nashville, Tenn.
 Colors: Black and Gold

TALE OF THE TAPE
[NCAA Ranking in Brackets]

CATEGORY	MIZZOU (4-0)	VANDERBILT (3-2)
Total Offense	549.0 (8)	416.4 (58)
Rushing Offense	262.3 (16)	157.6 (76)
Passing Offense	286.8 (29)	258.8 (43)
Team Pass Effic.	150.73 (30)	150.76 (29)
Scoring Offense	45.5 (8)	34.8 (T-43)
Total Defense	396.0 (64)	363.4 (44)
Rushing Defense	115.8 (26)	153.2 (60)
Passing Yds. Allowed	280.3 (101)	210.2 (48)
Team Pass Effic. Def.	116.09 (39)	125.93 (64)
Scoring Defense	21.0 (T-41)	21.6 (45)
Turnover Margin	1.0 (T-22)	-0.2 (T-79)
3rd Down Conv. Pct	0.574 (6)	0.435 (50)
4th Down Conv. Pct	0.667 (T-21)	0.857 (T-2)
3rd Conv Pct.Def.	0.403 (73)	0.421 (84)
Red Zone Offense	0.826 (T-64)	0.833 (T-60)
Red Zone Defense	0.857 (78)	1.000 (T-116)
Net Punting	38.71 (40)	43.00 (7)
Punt Returns	4.70 (96)	3.86 (105)
Kickoff Returns	21.38 (T-64)	20.83 (74)
First Downs Offense	112 (T-16)	100 (T-35)
First Downs Defense	78 (46)	99 (T-91)
Fewest Penalties / Gm.	3.50 (T-9)	4.20 (18)
Time of Possession	31:07 (44)	28:54 (69)

INDIVIDUAL STAT LEADERS

MIZZOU

<u>RUSHING</u>	Att.	Yds.	Avg.	TD	Avg/G
Hansbrough	39	335	8.6	3	83.8
Josey	40	238	5.9	4	59.5
Murphy	31	224	7.2	4	56.0

<u>PASSING</u>	Com.-Att.	Pct.	Yds.	TD-Int.	Avg./G	Rating
Franklin	95-140	67.9	1129	9-3	282.2	152.53
Mauk	2-3	66.7	18	0-0	18.0	117.07

<u>RECEIVING</u>	Rec.	Yds.	Avg.	TD	Avg./G
Green-Beckham	21	334	15.9	4	83.5
Lucas	21	202	9.6	0	50.5
Washington	19	254	13.4	3	63.5
Hunt	10	83	8.3	1	20.8

<u>DEFENSE</u>	S-Ast.	Total	TFL	Sack	Int.	PBU	FF-FR
Gaines	19-7	26	2.0	0.0	3-0	1	0-0
Wilson	12-14	26	1.5	0.0	0-0	0	0-0
Webb	15-7	22	1.0	0.0	1-9	0	0-0

VANDERBILT

<u>RUSHING</u>	Att.	Yds.	Avg.	TD	Avg/G
Seymour	47	286	6.1	6	57.2
Tate	55	244	4.4	3	48.8
Kimbrow	22	101	4.6	1	25.2

<u>PASSING</u>	Com.-Att.	Pct.	Yds.	TD-Int.	Avg./G
Carta-Samuels	88-136	64.7	1223	8-5	244.6
Robinette	4-5	80.0	41	0-0	13.8

<u>RECEIVING</u>	Rec.	Yds.	Avg.	TD	Avg./G
Matthews	40	586	14.6	4	117.2
Krause	19	349	18.4	1	69.8
Cunningham	9	79	8.8	0	15.8
Tate	6	76	12.7	1	15.2

<u>DEFENSE</u>	S-Ast.	Total	TFL	Sack	Int.	PBU	FF-FR
Ladler	21-14	35	1.0	0.0	1-0	1	0-0
Marshall	18-15	33	2.0	0.0	0-0	0	0-0
Herring	15-15	30	1.0	1.0	0-0	4	0-0

SERIES HISTORY - MIZZOU VS. VANDERBILT

- Saturday's Mizzou-Vanderbilt matchup marks the sixth game between the two programs (2-2-1), with the Tigers surrendering last year's contest the resumed the series by a tight score of 19-15 (Oct. 6, 2012)...
- The Tigers and Commodores first met in 1895, the sixth season of football at Missouri. Mizzou won 16-0 and notched another victory the next season, 26-6, in a game that was played in St. Louis...
- The next two games in the series took pace in Columbia in back-to-back seasons (1957, 58). MU-VU played to a 7-7 tie in 1957, with Vanderbilt sneaking away with a 12-8 victory the following year...

WELCOME TO WILSON'S WORLD

► Senior LB Andrew Wilson led the way defensively for the Tigers with a career-high 17 tackles in Mizzou's 41-19 win over Arkansas State (Sept. 28). That tied for the second-highest tackles output in the Gary Pinkel era at Mizzou, trailing only the 20 stops registered in 2008 by LB Sean Weatherspoon against Buffalo...

► The big night jumped Wilson into a tie for the team lead on the season, with 26 stops in four games. He has been Mizzou's leading tackler each of the past two seasons...

► Career-wise, Wilson burst up to 245 stops as a Tiger, which is nearing the top 20 all-time in Mizzou history. Ranking 20th on the all-time list is LB Dedrick Harrington (2003-06), who recorded 280 career tackles...

TAKING CARE OF NON-CONFERENCE BUSINESS

► Having just completed its non-conference schedule, Mizzou's statistical improvements are staggering. Mizzou rushed for 1,049 yards in the past four games, as opposed to just 596 yards last season vs. non-league teams. The Tigers' 6.2 average per rushing attempt casts a shadow over its 3.9 non-conference average from a season ago...

► In terms of total offense against non-conference foes, Mizzou's 2,196 yards outpaces the 1,600 from last year...

► Mizzou's offense has moved the ball at an impressive clip, notching 182 first downs in the first four games this season. During last season's games against non-conference opponents, the Tigers' claimed 77 first downs...

SIGHTS SET ON 5-0

► Mizzou is 4-0 for the seventh time in 13 seasons under Pinkel. That kind of fast start to a season has been a precursor to big things for Pinkel at Mizzou, as the fewest wins those previous six teams ended up with was eight (2003, 2006, 2009), while the other three ended up with double-digit victories (12 in 2007, 10 in 2008, 10 in 2010)...

► Mizzou's last 5-0 start in 2010 was part of a remarkable 7-0 run to begin the season. The Tigers finished that campaign with a 10-3 record, Big 12 North Co-Championship and an Insight Bowl appearance...

SAM CONTINUES TO BE A HANDFUL

► Senior DL Michael Sam notched a career-best 3.0 sacks against Arkansas State (Sept. 28), while forcing a fumble. He ended the night with four tackles overall, including his 3.0 sacks for a total of 19 yards in losses. His played earned him SEC Defensive Line Player of the Week recognition...

► The 3.0 sacks ties the NCAA single-game high through Sept. 28 this season, and Sam leads the SEC and ranks 18th in the NCAA so far with his tackles for loss average of 1.5 per game...

TOP TACKLING PERFORMANCES UNDER PINKEL (2001-PRESENT)

Game		TKLs
2008	S. Weatherspoon - Buffalo	20
2013	A. Wilson - Arkansas State	17
2008	S. Weatherspoon - vs. Northwestern	17
2012	W. Ebner - at South Carolina	14
2009	S. Weatherspoon - Bowling Green	14
2008	S. Weatherspoon - at Baylor	14
2007	C. Brown - Texas Tech	14
2012	E.J. Gaines - at UCF	13
2011	A. Wilson - at Kansas State	13
2010	K. Jackson - Miami (OH)	13
2008	C. Bridges - at Iowa State	13
2008	C. Gettis - vs. Oklahoma	13
2008	W. Moore - vs. Arkansas	13
2008	S. Weatherspoon - Kansas State	13
2007	W. Moore - vs. Oklahoma	13

2013 / 2012 NON-CONFERENCE STATISTICAL COMPARISON

2013		2012
182	Scoring	134
45.5	Points Per Game	33.5
112	First Downs	77
1049	Rushing Yardage	596
6.2	Average Per Rush	3.9
14	Rushing TDs	8
1147	Passing Yardage	1004
2196	Total Offense	1600
31/54	3rd-Down Conv.	18/56
57%	3rd-Down Conv. Pct.	32%
10	Interceptions	4

2013 MIZZOU FOOTBALL HONORS

PK Andrew Baggett (So.):
Preseason
Coaches All-SEC Third Team Specialists
CFPA Placekicker Trophy Watch List

OL Evan Boehm (So.):
Preseason
Rimington Trophy Fall Watch List

P Christian Brinser (Sr.):
CFPA Punter Performer of the Week - Honorable Mention (Sept. 28)

OL Justin Britt (Sr.):
Preseason
2014 Senior Bowl Watch List
Coaches All-SEC Third Team Offense

DE Kony Ealy (Jr.):
SEC Defensive Line Player of the Week (Sept. 21)

QB James Franklin (Sr.):
Preseason
2014 Senior Bowl Watch List
Davey O'Brien Quarterback Award Watch List
Johnny Unitas Golden Arm Award Watch List

ESPN.com/SEC Blog Week 1 Helmet Sticker (Aug. 1)

DB E.J. Gaines (Sr.):
Preseason
2014 Senior Bowl Watch List
Bednarik Award Watch List
Coaches All-SEC Second Team Defense
CFPA Defensive Back Trophy Watch List

CFPA DB Performer of the Week - Honorable Mention (Aug. 31)

WR Dorial Green-Beckham (So.):
Preseason
Biletnikoff Preseason Watch List
Coaches All-SEC Third Team Offense

DE Markus Golden (Jr.):
SEC Defensive Line Player of the Week (Sept. 7)
CFPA DL Performer of the Week - Honorable Mention (Sept. 7)

WR Jimmie Hunt (Jr.):
Preseason
CFPA Kickoff Returner Trophy Watch List

TB Henry Josey (Jr.):
Preseason
Doak Walker Award Preseason Candidate

WR Marcus Lucas (Sr.):
Preseason
2014 Senior Bowl Watch List

TB/PR Marcus Murphy (Jr.):
Preseason
Hornung Award Preseason Watch List
First Team All-America PR - Phil Steele
First Team All-America PR - Sporting News
First Team All-America Returner - SI.com
Second Team All-America PR - Athlon
Coaches All-SEC Second Team Specialists
First Team All-SEC - CollegeSportsMadness.com
CFPA Punt Returner Trophy Watch List
CFPA Kickoff Returner Trophy Watch List

DE Michael Sam (Sr.):
SEC Defensive Line Player of the Week (Sept. 28)
CFPA DL Performer of the Week - Honorable Mention (Sept. 28)

WR Damian Washington (Sr.):
Preseason
2014 Senior Bowl Watch List

LB Andrew Wilson (Sr.):
Preseason
2014 Senior Bowl Watch List

OC Josh Henson:
Athlon Week 4 Coordinator of the Week (Sept. 21)



NUMBERS TO KNOW

34

Mizzou has caused a turnover in 34-straight games, **the longest active streak in the country.** The last time Mizzou didn't record a takeaway was Oct. 30, 2010 at Nebraska (a 31-17 loss).

10

Head coach Gary Pinkel's squad has snagged 10 interceptions in the first four games of the season, a 2.5/per game clip that ranks **tied for No. 1 in the nation.** Mizzou's total of 10 in four games is only bested by 11 by Northwestern and Tennessee in five games.

17

Senior LB Andrew Wilson recorded a career-high 17 tackles in Mizzou's 41-19 win over Arkansas State, which tied for the **second-highest tackles output in the Gary Pinkel era at Mizzou,** trailing only Sean Weatherspoon's 20 stops against Buffalo in 2008.

57.4%

Mizzou is currently converting its third downs at a clip of 57.4 percent, a mark that **ranks second in the SEC and sixth in the country.**

262.3

The Tigers are averaging 262.3 rushing yards per game, good enough for **the No. 1 mark in the SEC.** The next closest league foes follow at 237.0 (Arkansas) and 232.3 (Auburn). The Tigers' average ranks 16th in the nation.

94

Pinkel has won 94 games in his 13-year tenure at Mizzou (2001-present), **No. 2 in school history.** Pinkel surpassed the legendary Dan Devine who went 93-37-7 from 1958-70. All-time winningest coach Don Faurot won 101 games from 1935-42 and 1946-56.

83.9%

Sophomore PK Andrew Baggett has been a huge field position weapon for the Tigers, as he had 6 touchbacks on 7 kickoffs against Arkansas State. Through 4 games, Baggett **ranks second nationally in kickoff touchback percentage,** at 83.9% (26 touchbacks in 31 kickoff attempts).

SPREADING OUT THE POINTS

► The Tigers have been a model of consistency offensively so far in 2013, as they have scored in every one of their 16 quarters played to date, and the per-quarter scoring for Mizzou reads: 1st quarter – 44 points; 2nd quarter – 45 points; 3rd quarter – 44 points; 4th quarter – 49 points...

► In the fourth quarter this year, Mizzou has outscored its four non-conference opponents by a 49-17 margin, much improved from 2012, when its four non-conference foes outscored MU by a 47-31 count in the final period...

STILL STREAKING

► Mizzou's defense found itself deep in the fourth quarter against Arkansas State still looking for one of its signature turnovers. Redshirt freshman DL Harold Brantley, playing in his first career start, responded by getting his hands in the air to deflect a pass attempt from Arkansas State's Adam Kennedy. The deflection wobbled down field into the waiting hands of senior CB E.J. Gaines with a little more than four minutes left in the game...

► The pick was Gaines' third of his final Tiger season and sixth of his career. His three INTs ties him for first in the SEC (0.75/per game)...

INTERCEPTIONS? MIZZOU HAS THOSE

► Missouri recorded three interceptions for three-straight games to start the 2013 season, adding another single pick against Arkansas State for 10 INTs on the year. The Tigers had just seven INTs all of last season. The 10 pickoffs are second-most in the NCAA, behind only Northwestern and Tennessee (11, in five games)...

► Eight different Tigers have combined for the 10 total interceptions, with senior CB E.J. Gaines with three pickoffs. Gaines is Mizzou's active career interceptions leader with six, but interestingly enough, the INTs for all of the other seven in 2013 have marked the first of their careers...

MIZZOU'S DEFENSE LOOKS TO CONTINUE STREAK OF THIEVERY

► The INT vs. Arkansas State pushed Missouri's consecutive games streak with a turnover forced to 34, the longest active streak in the country. The last time Mizzou didn't record a takeaway was Oct. 30, 2010 at Nebraska (a 31-17 loss)...

► Conversely, the Tiger defense made its living in 2012 by jarring the ball loose from opponents, as MU recovered 16 fumbles in 12 games, which ranked them fifth in the nation for most recoveries...

TURNING IT AROUND ON THIRD DOWN

► Mizzou has been outstanding on third down so far this season. The Tigers are 31-of-54 (.574) on third down this year, which ranks sixth in the country...

MIZZOU WITH 3+

INTERCEPTIONS SINCE 2002

Game	INTs
2002 MU 44, Troy State 7	4
2003 MU 62, Texas Tech 31	4
2004 Troy 24, MU 13	3
2004 MU 17, Colorado 9	3
2005 MU 38, South Carolina 31	3
2006 MU 34, Ole Miss 7	3
2007 MU 41, Texas Tech 10	4
2010 MU 23, Illinois 13	3
2010 MU 50, McNeese St. 6	3
2010 MU 35, Kansas 7	3
2013 MU 58, Murray State 14	3
2013 MU 38, Toledo 23	3
2013 MU 45, Indiana 28	3

TOP FIRST DOWN TOTALS VS. FBS IN THE PINKEL ERA (2001-PRESENT)...

Mizzou rolled to 33 first downs at Indiana, the most since 2005 when the Tigers had 35 in a 45-35 home loss to New Mexico...

Game	First Downs
2005 New Mexico 45, MU 35	35
2013 MU 45, Indiana 28	33
2011 MU 52, Iowa State 17	33
2011 Baylor 42, MU 39	32
2010 Iowa 27, MU 24 ^	32
2007 MU 40, Texas A&M 26	32
2007 MU 41, Nebraska 6	32
2007 MU 52, Western Mich. 24	32
2005 MU 44, Arkansas State 17	30

^ Insight Bowl

MIZZOU CAREER 300-YARD PASSING GAMES

1. Chase Daniel (2005-08)	16
2. Blaine Gabbert (2008-10)	7
3. James Franklin (2010-)	4
4. Jeff Handy (1991-94)	3
Kent Kiefer (1989-90)	3
Terry McMillan (1968-69)	3

MIZZOU CAREER 400-YARD PASSING GAMES

1. Chase Daniel (2005-08)	4
2. Blaine Gabbert (2008-10)	3
3. Jeff Handy (1991-94)	2
4. James Franklin (2010-)	1
Kent Kiefer (1989-90)	1

► That's been a drastic shift from the 2012 season, when Mizzou finished the season ranked 109th nationally, with a season conversion rate of just 33.3 percent...

► Through four games in 2013, Mizzou has converted 31 third-downs, after netting only 62 in 12 games in 2012...

FRANKLIN DELIVERS

► Senior QB James Franklin amassed a career-best 404 yards of total offense as he led the Tigers to the convincing 45-28 road win at Indiana (Sept. 21). He finished the night 32-of-47 passing for a career-high 343 yards, two touchdowns (7 yards, 14 yards) and two interceptions, while also rushing for 61 yards and one touchdown (1 yard) on 13 carries (4.7 avg.)...

► The rushing TD was the first for Franklin since he won Offensive MVP honors of the 2011 Independence Bowl against North Carolina...

- Franklin helped Mizzou roll to 623 yards of offense against the Hoosiers, and that marked a record for most yardage ever by an opponent at IU's Memorial Stadium...
- Through four games, Franklin has Mizzou's offense ranked eighth in the NCAA in total offense (549.0 ypg), eighth nationally in scoring offense (45.5 ppg) and sixth nationally in third-down conversion rate (57.4%)...
- Individually, Franklin ranks 10th nationally, and third in the SEC in total offense, with his per-game average of 336.0 yards...

TWO IS BETTER THAN ONE

- Mizzou had two 100-yard receivers at Indiana - senior wide receiver Marcus Lucas and sophomore wide receiver Dorial Green-Beckham with Lucas grabbing 10 catches for 101 yards and Green-Beckham making eight receptions for 105 yards...
- It marked the first time the Tigers had two 100-yard receivers since the final game of the 2010 season, a 27-24 setback to Iowa in the Insight Bowl. T.J. Moe made 15 catches for 152 yards, while Jerrell Jackson made nine catches for 129 yards in that game...

HANSBROUGH TOPS 100 AGAIN

► Further affirmation that Mizzou's crew of tailbacks is a group that will concern opposing defenses was given by sophomore TB Russell Hansbrough, who rushed for 104 yards on 13 carries, securing the second 100-yard game of his career by ripping off a 45-yard touchdown run late in the win over Indiana...

MIZZOU 100-YARD RUSHING GAMES

1. Brad Smith (QB, 2002-05)	18
2. Zack Abnon (TB, 2000-03)	11
3. Joe Moore (TB, 1969-70)	11
4. Devin West (TB, 1995-98)	11
5. Brock Olivio (TB, 1994-97)	9
6. Henry Josey (TB, 2010-)	8
Earl Gant (TB, 1977-78)	8
Corby Jones (QB, 1995-98)	8
Bob Steuber (TB, 1940-42)	8
Tony Temple (TB, 2004-07)	8
Darrell Wallace (TB, 1984-87)	8
James Wilder (TB, 1978-80)	8
32. James Franklin (QB, 2010-)	2
Russell Hansbrough (TB, 2012-)	2

► Hansbrough's strong night went along with steady rushing performances from junior TB Henry Josey (47 yards, 13 att.) and junior TB Marcus Murphy (67 yards, 10 att.). Mizzou's entire rushing effort against the Hoosiers totaled 280 yards to go along with Franklin's top-notch passing performance...

BIG NIGHTS FOR FOUR MIZZOU RECEIVERS

► Career nights were had by a quartet of Mizzou's wide receivers, with the most prolific coming from the earlier mentioned

GARY PINKEL RECORD BREAKDOWN

PINKEL QUICK FACTS

Age:	61
Birthdate:	April 27, 1952
Hometown:	Akron, Ohio
Alma Mater:	Kent State (1973)
Playing Honors:	Hon. Men. All-American Tight End (1973 - Associated Press)

COACHING PROGRESSION:

<u>Kent State:</u>	
Grad. Asst. Coach	1974-75
<u>Washington:</u>	
Grad. Asst. Coach	1976
<u>Bowling Green:</u>	
Asst. Coach	1977-78
<u>Washington:</u>	
Asst. Coach	1979-1990
<u>Toledo:</u>	
Head Coach	1991-2000
<u>Mizzou:</u>	
Head Coach	2001-Present

PINKEL CAREER RECORD

at Mizzou (2001-Present)	94-61 (60.6%)
at Toledo (1991-2000)	73-37-3 (65.9%)
TOTALS	167-98-3 (62.9%)

PINKEL YEAR-BY-YEAR

<u>At Toledo</u>	
1991	5-5-1
1992	8-3
1993	4-7
1994	6-4-1
1995 (MAC Champs / Las Vegas Bowl Champs)	11-0-1
1996	7-4
1997 (MAC West Champs)	9-3
1998 (MAC West Champs)	7-5
1999	6-5
2000	10-1
10 Years	73-37-3

At Mizzou

2001	4-7
2002	5-7
2003 (Independence Bowl)	8-5
2004	5-6
2005 (Independence Bowl Champs)	7-5
2006 (Sun Bowl)	8-5
2007 (Big 12 North Champs / Cotton Bowl Champs)	12-2
2008 (Big 12 North Champs / Alamo Bowl Champs)	10-4
2009 (Texas Bowl)	8-5
2010 (Big 12 North Champs / Insight Bowl)	10-3
2011 (Independence Bowl Champs)	8-5
2012	5-7
2013	4-0
13 Years	94-61

WHERE DOES MIZZOU RANK?

Mizzou ranks highly in several individual and team statistical categories, in both the Southeastern Conference and nationally...

Player (Category)	Statistic	SEC	NCAA
Franklin (Total Offense)	336.0	3	10
Franklin (Passing Yds./Game)	282.0	3	20
Franklin (Pass Comp. Pct.)	67.9	5	19
Franklin (Pass Efficiency)	152.53	5	32
Franklin (Pass Yards)	1129	5	27
Franklin (Pass Completions)	95	2	22
Franklin (Pass Attempts)	140	T1	T34
Franklin (Pass TDs)	9	4	T23
Hansbrough (Rushing)	83.8	11	51
Hansbrough (Yds./Rush)	8.6	3	14
Josey (Rushing TDs)	4	T7	T52
Murphy (Yds./Rush)	7.2	5	34
Murphy (Rushing TDs)	4	T7	T52
Green-Beckham (Rec./Game)	5.2	T4	T65
Green-Beckham (Receptions)	21	T6	T82
Green-Beckham (Rec. Yds./Gm.)	83.5	5	44
Green-Beckham (Rec. Yds.)	334	6	T55
Green-Beckham (Rec. TDs)	4	T3	T15
Lucas (Rec./Game)	5.2	T4	T65
Lucas (Receptions)	21	T6	T82
Washington (Rec. Yds./Gm.)	63.5	T9	-
Washington (Rec. TDs)	3	T8	T48
Gaines (Interceptions)	3(0.75)	T1	T4
Ealy (Passes Defended)	5	T6	T47
Baggett (PATs Made)	23	T2	T9
Baggett (Scoring)	9.0	T8	T70
Baggett (Kickoff Avg.)	65.16	1	2
Baggett (Touchback Pct.)	83.87	1	2
Baggett (Touchbacks)	26	1	1

Category	Statistic	SEC	NCAA
Scoring Offense	45.5	2	8
Rushing Offense	262.2	1	16
Passing Offense	286.8	3	30
Total Offense	549.0	3	7
Scoring Defense	21.0	4	T40
First Downs	28.0	2	T8
Turnover Margin/Game	1.00	T2	T22
Interceptions	10	2	T3
Interceptions/Game	2.50	1	T1
Third Down Conv. Pct.	57.4	2	6
Rushing Defense	115.8	3	26
Passes Defended	28	T2	T10
Penalties/Game	3.5	2	T9
Penalty Yards/Game	30.5	2	8

senior Marcus Lucas's 10-catch, 101-yard performance, both career highs. Also topping the 100-yard mark for the first time of his career was sophomore Dorial Green-Beckham, who set new bests with eight catches for 105 yards...

► Joining the previous two were junior Jimmie Hunt and senior L'Damian Washington, with Hunt snagging a career-high six catches for 44 yards. Washington matched his previous career-best of five catches in a 77-yard, one-touchdown outing...

EALY SCORES ANOTHER FOR MIZZOU'S DEFENSIVE LINE

► Junior DL Kony Ealy had perhaps the single biggest individual play of the win at Indiana (Sept. 21), when, with the Hoosiers driving for a potential tying score right before half, he jumped to knock down a pass on a 3rd-and-3 at the MU 46-yard line with two minutes left. Instead of just knocking the ball down, however, Ealy got the ball to stick in his mitts, and he raced the other way for a 49-yard interception return for a touchdown. That staked the Tigers out to a 28-14 lead, and they never looked back the rest of the night, as the Tigers pulled away for the big road win...

► The pickoff was the first of Ealy's career, and he ended the night with two total pass break ups overall, while adding one solo tackle as the Tigers held the vaunted Hoosier offense to well below their season averages coming in. Ealy earned SEC Defensive Line Player of the Week for his efforts...

► Through four games, Ealy leads the Tiger defense with four pass break ups. According to www.cfbstats.com, Ealy's five passes defended (PBUs plus INTs) ranks him 47th among all defenders nationally, and tied for second among all defensive linemen...

► Ealy's interception return was the 30th defensive touchdown for Mizzou under Gary Pinkel (2001-13) and the 20th pick six for a Tiger under Pinkel...

GOLDEN GOES 70

► Ealy's play at Indiana was incredible due to the fact that Mizzou fans had just seen an equally impressive play in the Tigers' previous victory - the 38-23 win over Toledo (Sept. 7). Junior DL Markus Golden intercepted a pass from the Rockets' Terrance Owens and returned it 70 yards for a touchdown...

► Golden's big pick-six started Mizzou's scoring in the second half, putting the Tigers up 24-9 with 11:40 left in the third quarter. A strong upfield rush and pressure from Golden put him in position to make the snag when Owens lost control of the football while attempting a pass...

► Golden snatched the ball out of the air while he pushed Owens out of the way, allowing him open space to race 70 yards the other way for the score. Golden was named SEC Defensive Line Player of the Week for his efforts...

► The 70-yard score represented the 29th defensive touchdown for Mizzou under Pinkel and the 19th pick six for a Tiger under Pinkel, but it was the first against an FBS foe since 2008 (William Moore INT vs. Iowa State - 17 yards). It also marked the longest defensive score for Mizzou since Pig Brown returned a fumble 100 yards in a 40-34 win to open the 2007 season in St. Louis, Mo. against Illinois. It was the longest interception return for a score by a Tiger since Marcus King returned one 99 yards against South Carolina to spark a big 38-31 comeback win for Mizzou in the 2005 Independence Bowl...

JOSEY GETS TWO ON TOLEDO

► Junior TB Henry Josey scored twice on one-yard touchdown runs in the 38-23 win vs. Toledo (Sept. 7), with the double-dose of touchdowns baring significance...

► Josey's multiple rushing TD performance was just the third of his career. His double against the Rockets matched one previous effort that came at Baylor on Nov. 5, 2011...

► The Tiger TB's career day came on Sept. 17, 2011, vs. Western Illinois in which he scored three times on the ground, which was a part of the well-known Josey running spree that totaled 263 yards on just 14 carries...

WHEN FRANKLIN SHOULDERS THE LOAD

- ▶ A balanced contribution from the Tiger offense is often asked for to assure victory for Mizzou, but when senior QB James Franklin handles the rushing to go along with his passing, good things happen for the Tigers...
- ▶ Mizzou improved to 4-0 in games in which Franklin leads Mizzou in both rushing and passing yardage with his 77 rushing yards (17 attempts) and 212 passing yards (16-of-25) in the 38-23 win vs. Toledo (Sept. 7)...
- ▶ Franklin's outing vs. Toledo showed the quarterback was more like himself from his stellar sophomore season in 2011, a campaign that ended with his previous rushing and passing team-leader performance in the 41-24 win vs. North Carolina in the Independence Bowl...
- ▶ Franklin racked up 142 rushing yards (18 attempts) and 132 passing yards (15-of-23) against the Tar Heels, claiming Independence Bowl MVP honors...
- ▶ Franklin is averaging 5.2 yards per rush in 2013 after averaging just 1.4 in his injury-riddled 2012 season...

GARY PINKEL IS EIGHTH-WINNINGEST ACTIVE FBS COACH

- ▶ With his 167 career wins in 23 seasons as a head coach, Mizzou's Gary Pinkel is ranked eighth among active FBS coaches. Pinkel has a career record of 167-98-3 all-time (62.9%), including a 73-37-3 record (64.6%) in 10 years at Toledo (1991-2000) and 94-61 (60.6%) in 13 years at Mizzou...

WINNINGEST ACTIVE FBS HEAD COACHES

	Coach, School	Yrs.	W	L	T	Pct.
1.	Frank Beamer, Virginia Tech	32	261	128	4	.669
2.	Mack Brown, Texas	30	237	118	1	.667
3.	Steve Spurrier, South Carolina	24	211	77	2	.731
4.	Brian Kelly, Notre Dame	23	202	69	2	.744
5.	Dennis Francione, Texas State	28	199	116	2	.631
6.	Bill Snyder, Kansas State	22	171	87	1	.662
7.	Larry Blakeney, Troy	23	169	102	1	.623
8.	Gary Pinkel, Mizzou	23	167	98	3	.629
9.	Nick Saban, Alabama	17	163	55	1	.747
10.	Bob Stoops, Oklahoma	15	152	37	1	.803

PINKEL HAS SECOND-MOST WINS IN MIZZOU HISTORY

- ▶ Mizzou Head Coach Gary Pinkel is in his 13th season at MU (23rd overall as a head coach) and touts a career record of 167-98-3 (62.9%)...
- ▶ Pinkel, who has led MU to a combined record of 72-36 (66.7%) over the past 9 seasons, and to bowl games in 2003, 2005, 2006, 2007, 2008, 2009, 2010 and 2011, has a 13-season record in Columbia of 94-61 (60.6%). Dating back to the 2005 Independence Bowl win over Steve Spurrier and South Carolina, Pinkel has gone 65-31 in his last 96 games overall (67.7%). MU's win in the 2008 opener against Illinois gave Pinkel his 50th MU win, and he now ranks second on the coaching wins list at MU, with 94. The win over Kansas in 2010 was the 150th of his career...
- ▶ Pinkel is in a select group of Mizzou coaches that includes College Football Hall of Famers Don Faurot and Dan Devine, as well as Warren Powers, to be the only coaches to have an MU record of above .500 (with at least one full season coached) dating all the way back to 1935. Here's a quick look at the top winning coaches in MU history...

MIZZOU COACHING WINS LEADERS

Coach	Wins	# Seasons (Years)	Record	Pct.	# Bowls
Don Faurot	101	19 (1935-42, 46-56)	101-79-10	.558	4
Gary Pinkel	94	13 (2001-Present)	94-61	.606	8
Dan Devine	93	13 (1958-70)	93-37-7	.704	6
Warren Powers	46	7 (1978-84)	46-33-3	.580	5

- ▶ In 2007, Pinkel guided the Tigers from unranked in the pre-season to a team which won a school-record 12 games and a final ranking of #4 in the Associated Press Top-25. Mizzou ascended to #1 in the BCS rankings following the regular season, and stood just one half away from playing in the BCS National Championship Game (before

MU CAREER STARTS

OFFENSE

LINEMEN	'09	'10	'11	'12	'13	Tot.
Britt	RS	0	13	9	4	26
Boehm	—	—	—	12	4	16
Morse	—	RS	0	11	4	15
Copeland	RS	0	0	11	2	13
McNulty	—	—	RS	5	0	5
McGovern	—	—	RS	0	4	4
Gatti	—	RS	0	0	2	2

RECEIVERS	'09	'10	'11	'12	'13	Tot.
Washington	RS	0	0	12	4	16
Lucas	—	0	3	6	4	13
Sasser	—	RS	0	6	3	9
Waters	—	0	0	7	0	7
Green-Beckham	—	—	—	1	4	5
Culkin	—	—	—	RS	1	1

QBs	'09	'10	'11	'12	'13	Tot.
Franklin	—	0	13	8	4	25
Berkstresser	—	—	RS	4	0	4

TAILBACKS	'09	'10	'11	'12	'13	Tot.
Josey	—	1	8	—	4	13

DEFENSE

LINEMEN	'09	'10	'11	'12	'13	Tot.
Ealy	—	RS	1	10	4	15
Hoch	—	RS	0	12	3	15
Sam	RS	1	1	9	4	15
Vincent	—	RS	0	0	4	4
Brantley	—	—	—	RS	1	1
Burnett	RS	0	1	0	0	1

LINEBACKERS	'09	'10	'11	'12	'13	Tot.
Wilson	RS	3	9	11	3	26
Bonner	0	RS	0	3	2	5
Brothers	—	—	RS	0	4	4

SECONDARY	'09	'10	'11	'12	'13	Tot.
Gaines	—	0	13	12	4	29
Webb	—	RS	4	123	4	20
White	RS	0	5	0	4	9
Ponder	—	0	3	2	4	9
Simon	—	—	RS	0	3	3

MU INDIVIDUAL CAREER RECORDS

PASSING YARDAGE

1. Chase Daniel	'05-08	12515
2. Brad Smith	'02-05	8799
3. Jeff Handy	'91-94	6959
4. Blaine Gabbert	'08-10	6822
5. James Franklin	'10-13	5662
6. Phil Bradley	'77-80	5352
7. Marlon Adler	'82-85	5231
8. Kent Kiefer	'89-90	4497
9. Corby Jones	'95-98	3697
10. Phil Johnson	'90-92	3600

PASSING EFFICIENCY

1. Chase Daniel	'05-08	148.9
2. James Franklin	'10-13	137.4
3. Blaine Gabbert	'08-10	132.6
4. Kent Kiefer	'89-90	126.8
5. Marlon Adler	'82-85	125.2
6. Terry McMillan	'68-69	121.7
7. Jeff Handy	'91-94	120.2
8. Corby Jones	'95-98	119.6
9. Phil Bradley	'77-80	117.1
10. Phil Klein	'49-50	114.7

TOTAL OFFENSE

1. Chase Daniel	'05-08	13485
2. Brad Smith	'02-05	13088
3. Blaine Gabbert	'08-10	7280
4. James Franklin	'10-13	7096
5. Jeff Handy	'91-94	6640
6. Phil Bradley	'77-80	6459
7. Corby Jones	'95-98	6230
8. Marlon Adler	'82-85	5965
9. Kent Kiefer	'89-90	4169
10. Paul Christman	'38-40	3882

RUSHING YARDAGE

	YRS.	YDS.
1. Brad Smith (QB)	'02-05	4289
2. Zack Abron	'00-03	3198
3. Brock Olivo	'94-97	3026
4. Devin West	'95-98	2954
5. Darrell Wallace	'84-87	2607
6. Tony Temple	'04-07	2552
7. Corby Jones (QB)	'95-98	2533
8. James Wilder	'78-80	2357
9. Joe Moore	'68-70	2244
10. Kendial Lawrence	'09-12	2232

TRACKING

Henry Josey	'10-13	1843
--------------------	---------------	-------------

Oklahoma pulled away from a halftime tie to win the Big 12 title game). For his efforts in 2007, Pinkel was a finalist for several national coach of the year awards, including the Robinson, Bryant and Munger awards. He was also named the National Coach of the Year by FieldTurf in 2007, and his 8 bowl games is an MU record...

► Pinkel has directed Mizzou to 8 winning seasons (8-5 in 2003, 7-5 in 2005, 8-5 in 2006, 12-2 in 2007, 10-4 in 2008, 8-5 in 2009, 10-3 in 2010 and 8-5 in 2011), with those representing 8 of MU's 10 winning campaigns dating back to the 1983 season...

► The Big 12 North Division titles won by Mizzou in 2007, 2008 and 2010 represent the only football conference titles of any kind Mizzou has won since 1969 – the last time it claimed a share of the old Big Eight Conference crown. In April of 2011, Pinkel agreed to a two-year contract extension, meaning he'll patrol the Tiger sidelines through the 2017 season.

WELCOME BACK, MR. JOSEY

► It took 659 days, to be exact, but junior TB Henry Josey picked up where he left off at Faurot Field, rushing for 113 yards on just 13 carries (8.7 avg.) and one touchdown in Mizzou's 58-14 victory over Murray State...

► The return of Josey provided a huge emotional spark for Mizzou and its fans after waiting one year, nine months and 20 days. The Tiger battled back after he suffered a severe knee injury on Nov. 12, 2011 against Texas...

► Josey's first carry of the night went for a quick-hitting 12-yarder on MU's first possession of the season. Later, in the third quarter, he provided the special moment everyone was waiting for, when he sped around the right edge and outraced everyone for a 68-yard touchdown...

► Fittingly, Josey raced right past the spot on the field on his TD run where he injured his knee in 2011. Prior to that injury, Josey was ranked fifth in the NCAA and first in the Big 12 Conference in rushing. He finished that season with 1,168 rushing yards, nine touchdowns and an 8.1 average per rush...

► Josey was awarded with a game ball by Mizzou Head Coach Gary Pinkel in the locker room after the Murray State game, and that was the first time ever in Pinkel's 35-year coaching career that he had ever awarded a game ball to an individual...

BUT WAIT, THERE'S MORE (TAILBACKS)

► While junior TB Henry Josey led all rushers with 113 yards, Tiger sophomore TB Russell Hansbrough chipped in with 104 rushing yards on Aug. 31 on just eight attempts (13.0 avg.) with a pair of rushing TDs (3 yards, 51 yards)...

► That marked the first time since 1999 that a pair of Tiger tailbacks both went for 100 yards in the same game. Two Tigers had done that nine times since 1999, but each time it involved one tailback and one quarterback...

► The last time two Tiger TBs had 100 yards apiece, was in 1999 against Western Michigan, when Devaughn Black and Zain Gilmore rushed for 205 and 139, respectively...

A FIRST TIME FOR EVERYTHING

► With junior TB Henry Josey's 113 rushing yards, sophomore TB Russell Hansbrough's 104 rushing yards and senior QB James Franklin's 318-yard passing performance against Murray State (Aug. 31), Mizzou's high-powered offense featured two 100-yard rushers and a 300-yard passer for the first time in school history...

► One of the closest calls to the accomplishment in recent history, with thanks to research from Mizzou Football historian Tom Orf, came in a narrow defeat at No. 1 Oklahoma on Sept. 24, 2011. Josey and Franklin were part of the picture with the duo rushing for 133 and 103 yards, respectively. Franklin threw for 291 yards in the 38-28 near-upset bid...

2013 TEAM CAPTAINS

#1 James Franklin _____ Sr., QB
Corinth, Texas

#31 E.J. Gaines _____ Sr., DB
Independence, Mo.

#2 L'Damian Washington _____ Sr., WR
Shreveport, La.

#48 Andrew Wilson _____ Sr., LB
Peculiar, Mo.

GAINES GAINS TWO INTERCEPTIONS

► The preseason honors candidate got his senior campaign off to an outstanding start as he pulled in a career-high two interceptions and added four tackles as the Tiger defense was stout overall in Mizzou's 58-14 win over Murray State in the 2013 season opener...

► Gaines' first interception was a key one that came at a time when the game was still in the balance, as Murray had the ball with a 14-13 lead early in the 2nd quarter. Gaines jumped an out route and made a diving interception to give Mizzou the ball at the Racer 33-yardline. Three plays later, Mizzou converted with a touchdown for a 20-14 lead, and that jump-started the Tigers to 45-straight unanswered points...

PRO-NUN-SEE-AAY-SHUN
GUIDE

PLAYERS

Andrew BAGGETT _____ BAG-it
Michael BODDIE _____ BOD-eee
Evan BOEHM _____ BAY-m
Christian BRINSER _____ BRIN-zur
Taylor CHAPPELL _____ CHAP-ul
JALEEL Clark _____ juh-LEE-ul
Nick DEMIEN _____ duh-MEEN
KONY EALY _____ COE-nee / EE-lee
Anthony GATTI _____ GOT-ee
DORIAL Green-Beckham __DOOR-ee-AL
Matt HOCH _____ HOE-k
Jake HURRELL _____ her-RELL
Henry JOSEY _____ JOE-see
MATY MAUK _____ MATT-eee / MOCK
Gavin OTTE _____ OUGHT-ee
Kyle PEASEL _____ PEEZ-ul
AARION Penton _____ AIR-ee-on
Darvin RUISE _____ RUE-iss
Bud SASSER _____ SASS-er
Michael SCHERER _____ SHEER
IAN Simon _____ EEE-un
DURON Singleton _____ dur-ON
XAVIER Smith _____ ex-ZAY-vee-ur
CHASTON Ward _____ CHAS-tun
BRAYLON Webb _____ BRAY-lun

COACHES

Craig KULIGOWSKI _____ KOOL-ih-gow-skee

TIGERS IN THE NFL

More than 20 former Tigers were on NFL rosters to begin the 2013 season, here's a look at them:

- Tim Barnes, C, St. Louis Rams
- Beau Brinkley, LS/TE, Tennessee Titans
- Colin Brown, OT, Buffalo Bills
- Chase Coffman, TE, Atlanta Falcons
- Chase Daniel, QB, Kansas City Chiefs
- Kip Edwards, DB, Cleveland Browns ^
- Michael Egnew, TE, Miami Dolphins
- Blaine Gabbert, QB, Jacksonville Jaguars
- Andrew Gachkar, LB, San Diego Chargers
- Zaviar Gooden, LB, Tennessee Titans
- Dominique Hamilton, Washington Redskins
- Ziggy Hood, DL, Pittsburgh Steelers
- Jeremy Maclin, WR, Philadelphia Eagles #
- William Moore, S, Atlanta Falcons
- C.J. Mosley, DL, Detroit Lions
- Sheldon Richardson, DL, New York Jets
- Kevin Rutland, DB, Jacksonville Jaguars
- Aldon Smith, LB, San Francisco 49ers
- Brad Smith, QB/WR, Buffalo Bills #
- Justin Smith, DT, San Francisco 49ers
- Sean Weatherspoon, LB, Atlanta Falcons

^ - Practice Squad
- Reserve/Injured



LAST TIME OUT VS. VANDERBILT

GAME #6 VANDERBILT 19, MIZZOU 15
OCT. 6, 2012 • FAUROT FIELD/MEMORIAL STADIUM
COLUMBIA, MO. • 66,250

COLUMBIA, Mo. – The Missouri Tigers got off to a great start against the visiting Vanderbilt Commodores, but couldn't capitalize, and when injuries and critical mistakes surfaced, it was Vandy which took advantage to grind out a 19-15 win at Faurot Field. Vanderbilt improved to 2-3 overall and 1-3 in SEC action, while the Tigers fell to 3-3 overall and 0-3 in league play.

QB James Franklin had the Tiger offense humming early, as he led them to field goals on their first two possessions and a quick 6-0 lead. Meanwhile, the Tiger defense was stout as well, not allowing a Vanderbilt first down until the 8-minute mark of the 2nd quarter.

The promising start got wiped out, however, as Franklin was lost for the game with a left knee injury that apparently occurred on a 23-yard run which set up MU's second score. Additionally, MU's invaluable punt returner and tailback Marcus Murphy was lost for the game on the opening drive of the evening, with a hand injury sustained while being tackled on a 25 yard rush on the fifth play from scrimmage.

Redshirt freshman QB Corbin Berkstresser relieved Franklin, and had a rough go of it early, as he misfired on his first six pass attempts. He also lost a fumble on a snap exchange, with Vanderbilt recovering on the Tiger 35-yardline with 3:36 left in the first quarter.

The Mizzou defense was up to the challenge, however, forcing a 3-and-out. Vandy PK Carey Spear lined up for what looked like a long field goal try, but he got the direct snap and pooched a punt perfectly down to the MU 2-yardline. That was no insignificant play, as the Tiger offense couldn't move the ball, and was forced to punt from its own endzone. Disaster struck on the punt attempt, when P Trey Barrow had the snap go through his hands and out of the back of the endzone for a safety, which brought the Commodores to within 6-2 with 0:52 seconds left in the opening period.

With the Tiger offense unable to move the ball, the defense still looked to be in control. The Commodores converted a 3rd-and-8 from their own 32-yardline midway through the 2nd quarter, and advanced to the Tiger 36-yardline before QB Jordan Rodgers misfired on a 3rd-and-7 to set up a punt. Vandy punted the ball away again, but Mizzou's DT Sheldon Richardson was penalized for leaping over the personal protection wall in front of the punter (a new penalty in 2012), and that huge call gave Vanderbilt a fresh set of downs and a new life. The Commodores cashed in four plays later when TB Zac Stacy scored from 5 yards out, and suddenly, Vanderbilt had a 9-6 lead. That's how the score stood at halftime, despite the fact that Mizzou had allowed only 84 yards of offense to that point (76 of which came on VU's scoring drive).

Mizzou CB Kip Edwards picked off Rodgers with 9:12 left in the 3rd quarter, and he returned it 31 yards to the Vanderbilt 45-yardline, but the Tiger offense couldn't move the ball and had to punt it away. The Commodores drove into MU territory before punting it back, and the Tigers put together a promising drive. Starting at their own 8-yardline, MU got some breathing room when Berkstresser hit WR Marcus Lucas for 17 yards. Lucas fumbled the ball while being tackled, and Mizzou WR Bud Sasser alertly picked it up and raced 16 yards further, putting MU at the Tiger 44-yardline. The drive continued to a 1st-and-goal at the Vanderbilt 9-yardline, but a pair of rushes could push it only to the 4, and Berkstresser's 3rd-and-goal pass into the endzone was incomplete, forcing a third Baggett field goal, which he made from 22 yards to tie it up at 9-9 with 0:30 seconds left in the quarter.

Needing a stop to keep the momentum, the Tiger defense was quickly on its heels as Vanderbilt had consecutive gains of 18, 24 and 10 yards to reach the MU 22-yardline. Stacy then took over, running for 8 yards and capping off the quick 5-play, 74-yard drive with his 14-yard touchdown to make it 16-9 with 13:32 remaining.

While the Mizzou crowd was deflated after that series, they got pumped up quickly on the following Tiger possession, as Berkstresser found Sasser down the right sideline for an 85-yard touchdown with 12:11 to play. Another special teams mishap struck again next, though, as the PAT snap was off the mark, and holder T.J. Moe was unable to complete a pass after being forced to scramble with the ball, leaving Vanderbilt with a 16-15 lead.

The Commodores converted a pair of 3rd-and-longs on their next series, and drove for a field goal for a 19-15 lead with 7:20 to play. Mizzou drove to a 1st-and-10 at the Vandy 24-yardline, but couldn't score, as a rush for a loss was followed by three straight incompletions. Vanderbilt ran out the clock from there to sew up the win.

Scoring Summary	1st	2nd	3rd	4th	—	Total
Vanderbilt	2	7	0	10	—	19
Mizzou	6	0	3	6	—	15

Scoring Plays (How scored, clock, drive information)

- 1st Quarter
 MU - Andrew Baggett 31 FG, 12:44 (9-61, 2:16)
 MU - Baggett 28 FG, 6:39 (9-62, 4:27)
 VU - Safety, MU fumbled out of endzone, 0:57
- 2nd Quarter
 VU - Zac Stacy 5 run (Carey Spear PAT), 3:47 (11-76, 4:22)
- 3rd Quarter
 MU - Baggett 22 FG, 0:30 (15-88, 4:52)
- 4th Quarter
 VU - Stacy 14 run (Fowler PAT), 13:32 (5-74, 1:51)
 MU - Bud Sasser 85 pass from Corbin Berkstresser, 12:11 (3-78, 1:11)
 VU - Spear 21 FG, 7:20 (12-78, 4:45)

TEAM TOTALS	VU	MU
FIRST DOWNS	17	17
Rushing Attempts	43	35
NET YARDS RUSHING	89	150
NET YARDS PASSING	206	245
Completions-Attempts-Int	15-26-1	14-40-0
TOTAL OFFENSE YARDS	295	395
Fumbles: Number-Lost	1-0	3-1
Penalties: Number-Yards	5-40	6-35
PUNTS-AVG.	7-43.4	5-39.0
Third-Down Conversions	5 of 16	7 of 19
Fourth-Down Conversions	0 of 1	0 of 3
Possession Time	32:11	27:49

Individual Leaders

- Rushing — (VU) Stacy 29-72, 2 TDs; (MU) Lawrence 21-92
 Passing — (VU) Rodgers 14-24-1, 182 Yds; (MU) Berkstresser 9-30-0, 189 Yds, 1 TD
 Receiving — (VU) Matthews 9-91; (MU) McGaffie 5-32

THE GRADUATE(S)

The current Mizzou senior class is doing outstandingly well in regards to its graduation timetable. Consider the following facts:

Seven current Tigers have already earned their degrees:

- Justin Britt
- Brayden Burnett
- Max Copeland
- Marvin Foster
- Randy Ponder
- L'Damian Washington
- Andrew Wilson

Nine Tigers are scheduled to graduate in December:

- Donovan Bonner
- Michael Brennan
- Jaleel Clark
- Tyler Davis
- James Franklin
- Kyle Peasel
- Michael Sam
- Eric Waters
- Matt White

Four seniors will graduate in May:

- David Butler
- E.J. Gaines
- Marcus Lucas
- Denzel Martin

SPECIAL TEAMS LEADERS

Here's a look at who is leading the way on special teams for the Tigers this season:

KICKOFF RETURN TACKLES

Duron Singleton	3
Cortland Browning	1
Jaleel Clark	1

PUNT RETURN TACKLES

Morgan Steward	1
Jake Hurrell	1
Clayton Echard	1
Duron Singleton	1
L'Damian Washington	1

MIZZOU-VANDERBILT CONNECTIONS

Mizzou receivers coach **Pat Washington** has coached across the country in his 26-year career, including a stop in 2006 at Kansas State as wide receivers coach. Vanderbilt head coach James Franklin served as Kansas State's offensive coordinator from 2006-07. Commodore QB coach Ricky Rahne was an offensive graduate assistant on the 2006 KSU staff.

Before assoc. HC/QB coach **Andy Hill**'s tenure as a member of Mizzou's coaching staff began in 1996, the former Tiger wide receiver coached at Hutchinson Community College (Kan.), including a stint as head coach from 1994-95. Vanderbilt defensive backs coach George Barlow served on the 1994 Hutchinson CC staff as a defensive line coach.

Mizzou freshman safety **Shaun Rupert** played at Carver High School (Montgomery, Ala.) for head coach Billy Gresham, graduating in 2013. As a junior in 2011, he played alongside Vanderbilt redshirt freshman LB Harding Harper. Vanderbilt freshman C.J. Duncan is also a Montgomery native.

Mizzou senior DB **Randy Ponder** and junior DB **Xavier Smith** both hail from Edmond, Okla., with Ponder attending Santa Fe High School (2009) and Smith attending North High School (2010). Vanderbilt backup longsnapper Connor Morrison is also a native of Edmond and attended a local private school, the Casady School.

MIZZOU'S 2013 OPPONENTS

MURRAY STATE (3-2)

Date	Opponent	Score/Time
Aug. 31	at Missouri	L, 58-14
Sept. 7	Campbellsville	W, 83-14
Sept. 14	Missouri State	W, 41-38
Sept. 21	at Bowling Green	L, 48-7
Sept. 28	at Jacksonville State *	W, 35-34
Oct. 5	Tennessee Tech *	3 p.m.
Oct. 12	at Southeast Missouri *	1 p.m.
Oct. 19	Austin Peay *	3 p.m.
Nov. 2	at UT Martin *	1 p.m.
Nov. 9	Eastern Illinois *	Noon
Nov. 16	at Tennessee State *	2 p.m.
Nov. 23	Eastern Kentucky *	Noon

* OVC Game

TOLEDO (2-3)

Date	Opponent	Score/Time
Aug. 31	at Florida	L, 24-6
Sept. 7	at Missouri	L, 38-23
Sept. 14	Eastern Washington	W, 33-21
Sept. 21	at Central Michigan *	W, 38-17
Sept. 28	at Ball State *	L, 31-24
Oct. 5	Western Michigan *	2 p.m.
Oct. 19	Navy	6 p.m.
Oct. 26	at Bowling Green *	TBA
Nov. 2	Eastern Michigan *	6 p.m.
Nov. 12	Buffalo *	6:30 p.m.
Nov. 20	Northern Illinois *	7 p.m.
Nov. 29	at Akron	TBA

* MAC Game

INDIANA (2-2)

Date	Opponent	Score/Time
Aug. 29	Indiana State	W, 73-35
Sept. 7	Navy	L, 41-35
Sept. 14	Bowling Green	W, 42-10
Sept. 21	Missouri	L, 45-28
Oct. 5	Penn State *	TBA
Oct. 12	at Michigan State *	11 a.m.
Oct. 19	at Michigan *	2:30 p.m.
Nov. 2	Minnesota *	2:30 p.m.
Nov. 9	Illinois *	TBA
Nov. 16	at Wisconsin *	TBA
Nov. 23	at Ohio State *	TBA
Nov. 30	Purdue *	TBA

* Big Ten Game

ARKANSAS STATE (2-3)

Date	Opponent	Score/Time
Aug. 31	Arkansas-Pine Bluff	W, 62-11
Sept. 7	at Auburn	L, 38-9
Sept. 12	Troy *	W, 41-34
Sept. 21	at Memphis	L, 31-7
Sept. 28	at Missouri	L, 41-19
Oct. 12	Idaho	6 p.m.
Oct. 22	Louisiana-Lafayette	7 p.m.
Nov. 2	at South Alabama *	TBA
Nov. 9	at Louisiana-Monroe *	6 p.m.
Nov. 16	Texas State *	6:30 p.m.
Nov. 23	Georgia State	TBA
Nov. 30	at Western Kentucky *	3 p.m.

* Sun Belt Game

VANDERBILT (3-2, 0-2)

Date	Opponent	Score/Time
Aug. 29	Ole Miss *	L, 39-35
Sept. 7	Austin Peay	W, 38-3
Sept. 14	at South Carolina *	L, 35-25
Sept. 21	at UMass	W, 24-7
Sept. 28	UAB	W, 52-24
Oct. 5	Missouri *	TBA
Oct. 19	Georgia *	TBA
Oct. 26	at Texas A&M *	TBA
Nov. 9	at Florida *	TBA
Nov. 16	Kentucky *	TBA
Nov. 23	at Tennessee *	TBA
Nov. 30	Wake Forest	TBA

* SEC Game

GEORGIA (3-1, 2-0)

Date	Opponent	Score/Time
Aug. 31	at Clemson	L, 38-35
Sept. 7	South Carolina *	W, 41-30
Sept. 21	North Texas	W, 45-21
Sept. 28	LSU *	W, 44-41
Oct. 5	at Tennessee *	TBA
Oct. 12	Missouri	TBA
Oct. 19	Vanderbilt	TBA
Nov. 2	vs. Florida	2:30 p.m.
Nov. 9	Appalachian State	TBA
Nov. 16	at Auburn *	TBA
Nov. 23	Kentucky *	TBA
Nov. 30	at Georgia Tech	TBA

* SEC Game

FLORIDA (3-1, 2-0)

Date	Opponent	Score/Time
Aug. 31	Toledo	W, 24-6
Sept. 7	at Miami	L, 21-16
Sept. 21	Tennessee *	W, 31-17
Sept. 28	at Kentucky *	W, 24-7
Oct. 5	Arkansas *	TBA
Oct. 12	at LSU *	TBA
Oct. 19	at Missouri *	TBA
Nov. 2	vs. Georgia *	2:30 p.m.
Nov. 9	Vanderbilt *	TBA
Nov. 16	at South Carolina *	TBA
Nov. 23	Georgia Southern	TBA
Nov. 30	Florida State	TBA

* SEC Game

SOUTH CAROLINA (3-1, 1-1)

Date	Opponent	Score/Time
Aug. 29	North Carolina	W, 27-10
Sept. 7	at Georgia *	L, 41-30
Sept. 14	Vanderbilt *	W, 35-25
Sept. 28	at UCF	W, 28-25
Oct. 5	Kentucky *	6:30 p.m.
Oct. 12	at Arkansas *	TBA
Oct. 19	at Tennessee *	TBA
Oct. 26	at Missouri *	TBA
Nov. 2	Mississippi State *	TBA
Nov. 16	Florida *	TBA
Nov. 23	Coastal Carolina	TBA
Nov. 30	Clemson	TBA

* SEC Game

TENNESSEE (3-2, 0-1)

Date	Opponent	Score/Time
Aug. 31	Austin Peay	W, 45-0
Sept. 7	Western Kentucky	W, 52-20
Sept. 14	at Oregon	L, 59-14
Sept. 21	at Florida *	L, 31-17
Sept. 28	South Alabama	W, 31-24
Oct. 5	Georgia *	TBA
Oct. 19	South Carolina *	TBA
Oct. 26	at Alabama *	TBA
Nov. 2	at Missouri *	TBA
Nov. 9	Auburn *	TBA
Nov. 23	Vanderbilt *	TBA
Nov. 30	at Kentucky *	TBA

* SEC Game

KENTUCKY (1-3, 0-1)

Date	Opponent	Score/Time
Aug. 31	vs. Western Kentucky	L, 35-26
Sept. 7	Miami (OH)	W, 41-7
Sept. 14	Louisville	L, 27-13
Sept. 28	Florida *	L, 24-7
Oct. 5	at South Carolina *	6:30 p.m.
Oct. 12	Alabama *	TBA
Oct. 24	at Mississippi State *	6:30 p.m.
Nov. 2	Alabama State	TBA
Nov. 9	Missouri	TBA
Nov. 16	at Vanderbilt *	TBA
Nov. 23	at Georgia *	TBA
Nov. 30	Tennessee *	TBA

* SEC Game

OLE MISS (3-1, 1-1)

Date	Opponent	Score/Time
Aug. 29	at Vanderbilt *	W, 39-35
Sept. 7	SEMO	W, 31-13
Sept. 14	at Texas	W, 44, 23
Sept. 28	at Alabama *	L, 25-0
Oct. 5	at Auburn *	TBA
Oct. 12	Texas A&M *	TBA
Oct. 19	LSU *	TBA
Oct. 26	Idaho	TBA
Nov. 9	Arkansas *	TBA
Nov. 16	Troy	TBA
Nov. 23	Missouri *	TBA
Nov. 30	at Mississippi State *	6:30 p.m.

* SEC Game

TEXAS A&M (4-1, 1-1)

Date	Opponent	Score/Time
Aug. 31	Rice	W, 52-31
Sept. 7	Sam Houston State	W, 65-28
Sept. 14	Alabama *	L, 49-42
Sept. 21	SMU	W, 42-13
Sept. 28	at Arkansas *	W, 45-33
Oct. 12	at Ole Miss *	TBA
Oct. 19	Auburn *	TBA
Oct. 26	Vanderbilt *	TBA
Nov. 2	UTEP	TBA
Nov. 9	Mississippi State *	TBA
Nov. 23	at LSU *	TBA
Nov. 30	at Missouri *	TBA

* SEC Game

SOUTHEASTERN CONFERENCE

Eastern Division

Team	SEC	Pct.	Overall	Pct.
Florida	2-0	1.000	3-1	.750
Georgia	2-0	1.000	3-1	.750
South Carolina	1-1	.500	3-1	.750
Missouri	0-0	.000	4-0	1.000
Kentucky	0-1	.000	1-3	.250
Tennessee	0-1	.000	3-2	.600
Vanderbilt	0-2	.000	3-2	.600

Western Division

Team	SEC	Pct.	Overall	Pct.
Alabama	2-0	1.000	4-0	1.000
Auburn	1-1	.500	3-1	.750
LSU	1-1	.500	4-1	.800
Ole Miss	1-1	.500	3-1	.750
Texas A&M	1-1	.500	4-1	.800
Arkansas	0-1	.000	3-2	.600
Mississippi State	0-1	.000	2-2	.500

WEEK SIX SCHEDULE

All Times Central

Saturday, Oct. 5

Georgia State at Alabama	11:21 a.m.	SEC TV
Missouri at Vanderbilt	CSS	6:30 p.m.
Georgia at Tennessee	CBS	2:30 p.m.
LSU at Mississippi State	ESPN	6 p.m.
Arkansas at Florida	ESPN2	6 p.m.
Ole Miss at Auburn	ESPNU	6 p.m.
Kentucky at South Carolina	FSN	6:30 p.m.



**2013 MIZZOU FOOTBALL
ROSTER SUMMARY**

Class	Total
5th-Year Seniors	14
Seniors	5
Juniors	27
Sophomores	28
Redshirt Freshmen	28
Freshmen	29

Most Games Played	Total
Jaleel Clark	42
E.J. Gaines	42
Michael Sam	42
Matt White	42
Andrew Wilson	42
Brayden Burnett	41
L'Damian Washington	41

Consecutive Games Played	Streak
Jaleel Clark	42
E.J. Gaines	42
Michael Sam	42
Matt White	42
Andrew Wilson	42
Marcus Lucas	39

Most Starts	Total
E.J. Gaines	29
Andrew Wilson	26
Justin Britt	26
James Franklin	25
Braylon Webb	20
L'Damian Washington	17

Consecutive Starts	Streak
E.J. Gaines	29
Justin Britt	26
Evan Boehm	16
L'Damian Washington	16
Braylon Webb	16

MIZZOU FOOTBALL PARTICIPATION CHART

	Career G-GS	2013 G-GS	2012 G-GS	2011 G-GS	2010 G-GS	2009
97 Josh Augusta	4-0	4-0	-	-	-	-
99 Andrew Baggett	16-0	4-0	12-0	RS	-	-
13 Corbin Berkstresser	11-4	1-0	10-4	RS	-	-
67 Michael Boddie	2-0	-	2-0	RS	-	-
77 Evan Boehm	16-16	4-4	12-12	-	-	-
8 Donovan Bonner	39-5	4-2	11-3	13-0	-	11-0
90 Harold Brantley	4-1	4-1	RS	-	-	-
54 Michael Brennan	1-0	1-0	-	-	-	-
92 Christian Brinser	5-0	4-0	-	1-0	RS	-
68 Justin Britt	39-26	4-4	9-9	13-13	13-0	RS
10 Kentrell Brothers	15-4	4-4	11-0	RS	-	-
5 Cortland Browning	7-0	4-0	3-0	RS	-	-
55 Brayden Burnett	41-1	4-0	12-0	12-1	13-0	RS
51 Stephen Carberry	3-0	2-0	-	1-0	RS	-
62 Taylor Chappell	2-0	2-0	-	RS	-	-
14 Jaleel Clark	42-0	4-0	12-0	13-0	13-0	RS
61 Max Copeland	18-13	3-2	12-11	2-0	1-0	RS
16 Levi Copelin	4-0	4-0	RS	-	-	-
80 Sean Culkin	4-1	4-1	RS	-	-	-
45 Tyler Davis	4-0	-	4-0	-	-	-
78 Nick Demien	3-0	-	2-0	1-0	RS	-
47 Kony Ealy	28-15	4-4	12-10	12-1	RS	-
4 Daniel Easterly	18-0	3-0	5-0	10-0	RS	-
98 Clayton Echard	5-0	4-0	1-0	RS	-	-
94 Marvin Foster	23-0	4-0	10-0	4-0	5-0	RS
1 James Franklin	36-25	4-4	9-8	13-13	10-0	-
31 E.J. Gaines	42-29	4-4	12-12	13-13	13-0	-
70 Anthony Gatti	15-2	4-2	9-0	2-0	RS	-
1 John Gibson	2-0	2-0	RS	-	-	-
33 Markus Golden	16-0	4-0	12-0	-	-	-
93 Justin Grava	1-0	-	1-0	-	-	-
40 Clarence Green	5-0	4-0	1-0	RS	-	-
15 Dorial Green-Beckham	15-5	4-4	11-1	-	-	-
69 Mitch H. Hall	4-0	0-0	4-0	RS	-	-
73 Mitch L. Hall	4-0	4-0	-	-	-	-
32 Russel Hansbrough	13-0	4-0	9-0	-	-	-
95 Rickey Hatley	2-0	2-0	RS	-	-	-
89 Matt Hoch	26-15	3-3	12-12	11-0	RS	-
88 Jimmie Hunt	28-0	4-0	12-0	12-0	RS	-
35 Tyler Hunt	4-0	3-0	1-0	-	-	-
86 Jake Hurrell	4-0	4-0	RS	-	-	-
3 David Johnson	3-0	3-0	-	-	-	-
20 Henry Josey	27-13	4-4	RS	10-8	13-1	-
18 Wesley Leftwich	2-0	2-0	-	RS	-	-
85 Marcus Lucas	39-13	4-4	12-6	13-3	10-0	-
56 Robert Luce	3-0	-	-	2-0	RS	-
7 Maty Mauk	4-0	4-0	RS	-	-	-
60 Connor McGovern	12-4	4-4	8-0	RS	-	-
63 Brad McNulty	14-4	3-0	11-4	RS	-	-
65 Mitch Morse	27-15	4-4	11-11	12-0	RS	-
6 Marcus Murphy	28-0	4-0	12-0	RS	12-0	-
25 Donavin Newsom	3-0	3-0	RS	-	-	-
84 Gavin Otte	2-0	2-0	-	-	-	-
28 Ernest Payton	4-0	1-0	3-0	RS	-	-
46 Kyle Peasel	6-0	4-0	1-0	1-0	-	-
11 Aarion Penton	4-0	4-0	-	-	-	-
7 Randy Ponder	29-10	4-4	12-3	13-3	-	RS
56 Shane Ray	16-0	4-0	12-0	RS	-	-
12 Darwin Ruise	28-0	4-0	12-0	12-0	RS	-
52 Michael Sam	42-15	4-4	12-9	13-1	13-1	RS
21 Bud Sasser	25-9	4-3	12-6	9-0	RS	-
30 Michael Scherer	4-0	4-0	RS	-	-	-
21 Ian Simon	14-3	4-3	10-0	-	-	-
2 Duron Singleton	4-0	4-0	-	-	-	-
26 Xavier Smith	20-0	2-0	9-0	9-0	RS	-
36 Morgan Steward	3-0	3-0	RS	-	-	-
96 Lucas Vincent	29-4	4-4	12-0	13-0	RS	-
2 L'Damian Washington	41-17	4-4	12-12	13-0	12-1	RS
81 Eric Waters	38-6	4-0	11-6	11-0	12-0	-
9 Braylon Webb	27-20	4-4	12-12	11-4	RS	-
8 Darius White	4-0	4-0	RS	-	-	-
24 Greg White	8-0	2-0	2-0	4-0	RS	-
17 Matt White	42-9	4-4	12-0	13-5	13-0	RS
76 Jordan Williams	2-0	2-0	RS	-	-	-
48 Andrew Wilson	42-26	4-3	12-11	13-9	13-3	RS
50 Evan Winston	1-0	1-0	RS	-	-	-

MIZZOU OFFENSE NOTABLE PLAYERS



QB #1

James Franklin (Sr.)
6-2, 230, Corinth, Texas (Lake Dallas)
Major: Communications

- Three passing TDs from 21-for-30 passing (256 yds.) vs. ASU (Sept. 28).
- Fourth 300-yard passing game and a new career-best in the 45-28 win at Indiana (Sept. 21), passing for 343 yards on 32-for-47 passing.
- First rushing TD since the last game of 2011 on a 1-yard scramble vs. IU.
- 404 yards of total offense at Indiana was a new career-high.
- On watch lists for O'Brien and Unitas Golden Arm Awards, as well as the 2014 Senior Bowl.

Year	GP-GS	Comp.-Att.	Pct.	Yds.	TD	INT	Rush Att.	Yds.	TD
2010	10-0	11-14	78.6	106	1	1	23	116	2
2011	13-13	238-376	63.3	2865	21	11	217	981	15
2012	9-8	139-234	59.4	1562	10	7	88	122	0
2013	4-4	95-140	67.9	1129	9	3	41	215	2
Career	36-25	483-764	63.2	5662	41	22	369	1434	19



WR #2

L'Damian Washington (Sr.)
6-4, 200, Shreveport, La. (Green Oaks)
Major: Psychology

- Set new career-high with six catches (67 yards) and grabbed his third TD catch vs. Arkansas State (Sept. 28).
- Five catches for 77 yards and one touchdown in the 45-28 win at Indiana (Sept. 21).
- Team-leader in catches and yards with a five-catch, 78-yard outing in the 38-23 win vs. Toledo (Sept. 7).
- Named to the 2014 Senior Bowl watch list.

Year	GP-GS	Rec.	Yds.	Avg.	TD	Long
2010	12-0	5	35	7.0	0	11
2011	13-0	20	364	18.2	3	45
2012	12-12	25	443	17.7	2	74
2013	4-4	19	254	13.4	3	25
Career	41-16	69	1096	15.9	8	74



TB/PR #6

Marcus Murphy (Jr.)
5-9, 185, DeSoto, Texas (DeSoto)
Major: Parks, Rec and Tourism

- Scored fourth rushing TD of season on an 8-yard run in 1Q of the 41-19 win vs. Arkansas State (Sept. 28).
- Third rushing TD of the season on a 10-yard run in 1Q at Indiana (Sept. 21).
- 56 rushing yards and an eight-yard rushing TD in the 38-23 win vs. Toledo (Sept. 7).
- Named a Preseason First Team All-American by *Sporting News*, *Sports Illustrated* and *Phil Steele*.

Year	Rsh Att.	Yds.	TDs	PR-Yds.	Avg.	TD Lg.	KR-Yds.	Avg.	TD Lg.
2010	22	181	2	0-0	0.0	0	24-475	19.8	0
2012	46	251	1	27-374	13.9	3	19-458	24.1	1
2013	31	224	4	9-47	5.2	0	17-171	21.4	0
Career	99	656	7	36-421	11.7	3	72-51-1104	21.6	1



WR #8

Darius White (Jr.)
6-3, 205, Fort Worth, Texas (Texas)
Major: General Studies

- Immediately involved in first action for Mizzou with two catches for 44 yards in the season-opening Murray State win (Aug. 31), including a 37-yard touchdown snag.
- Played in 21 games over two years at Texas, catching five passes for 66 yards for the Longhorns in 11 games as a sophomore in 2011.
- Former blue-chip recruit, ranked as the No. 3 WR in the country and No. 20 overall prospect by *ESPN*.

Year	GP-GS	Rec.	Yds.	Avg.	TD	Long
2010*	10-0	1	10	10.0	0	10
2011*	11-0	5	66	13.2	1	31
2013	4-0	4	56	14.7	1	37
Career	25-0	10	132	13.2	2	37

*Played 2010-11 at Texas



WR #14

Jaleel Clark (Sr.)
6-4, 220, Allentown, Pa. (Parkland)
Major: Hospitality Management

- Career night in the first game of his senior season, catching five balls for 51 yards in the season-opening win vs. Murray State (Aug. 31).
- First career reception last season vs. Vanderbilt, a 6-yard gain.
- Has played in every game of his career, primarily on special teams, holding down a spot on kickoff coverage for three seasons.

Year	GP-GS	Rec.	Yds.	Avg.	TD	Lg.	TKLs	UA-A
2010	13-0	0	0	0.0	0	0	13	7-6
2011	13-0	0	0	0.0	0	0	7	1-6
2012	12-0	1	6	6.0	0	6	5	1-4
2013	4-0	7	59	8.4	0	14	1	1-0
Career	42-0	8	65	8.1	0	14	26	10-16



WR #15

Dorial Green-Beckham (So.)
6-6, 225, Springfield, Mo. (Hillcrest)
Major: Undeclared

- Matched a career-high with two TD catches vs. Arkansas State (Sept. 28), including a 68-yard scoring catch, his third career TD catch of at least 68 yards (70 vs. Syracuse, 80 at UCF in 2012)
- Career-best performance for first 100-yard receiving game at Indiana (Sept. 21) with eight catches for 105 yards and one TD.
- Listed on the Biletnikoff Award Watch List.
- Former overall No. 1 prospect in the nation.

Year	GP-GS	Rec.	Yards	Avg.	TD	Long
2012	11-1	28	395	14.1	5	80
2013	4-4	21	334	15.9	4	68
Career	15-5	49	729	14.9	9	80



WR #16

Levi Copelin (RFr.)
6-2, 190, Broken Arrow, Okla. (Broken Arrow)
Major: Sport Management

- Hauled in a 51-yard toss from James Franklin to set up Mizzou's first touchdown in the 38-23 win vs. Toledo (Sept. 7).
- First career reception went for seven yards in Mizzou's season-opening win vs. Murray State (Aug. 31).
- Named Mizzou's Most Improved WR after 2013 spring drills.
- Two-way HS star who was a First Team All-State DB and WR in Oklahoma's top division of Class 6A football.

Year	GP-GS	Rec.	Yards	Avg.	TD	Long
2013	4-0	2	58	29.0	0	51
Career	4-0	2	58	29.0	0	51



TB #20

Henry Josey (Jr.)
5-10, 190, Angleton, Texas (Angleton)
Major: General Studies

- Fourth rushing TD of 2013 vs. Arkansas State (Sept. 28), a 1-yr. run.
- Rushed for 113 yards, including a 68-yard TD sprint, in his first game in 22 months, the season-opening win vs. Murray State (Aug. 31)
- Named to Doak Walker Award watch list.
- Returning to action after missing the entire 2012 season with a knee injury that required multiple surgeries.
- Rushed for nearly 1,200 yards in just 10 games as a soph. in 2011.

Year	GP-GS	Att.	Yds.	Avg.	TD	Long
2010	13-1	76	437	5.8	5	62
2011	10-8	145	1168	8.1	9	68
2013	4-4	40	238	5.9	4	68
Career	27-13	261	1843	7.1	18	68



WR #21

Bud Sasser (Jr.)
6-2, 210, Denton, Texas (Ryan)
Major: General Studies

- Three catches for 22 yards in the 41-19 win vs. Arkansas State (Sept. 28).
- Career-high four catches in the season-opening win vs. Murray State (Aug. 31).
- Played in all 12 games last season and solidified a spot to start the final six games of 2012.
- His 23.1 YPC average was best among Tiger receivers in 2012.
- Multi-catch games vs. Tennessee, Florida and Georgia last season.

Year	GP-GS	Rec.	Yds.	Avg.	TD	Long
2011	9-0	3	16	5.3	0	9
2012	12-6	10	231	23.1	1	85
2013	4-3	8	67	8.4	0	18
Career	25-9	21	314	15.0	1	85



TB #32

Russell Hansbrough (So.)
5-9, 190, Arlington, Texas (Bowie)
Major: Undeclared

- Third in the SEC in rushing avg. with his 8.6 mark.
- 96 yards on just eight carries (12.0 avg.) vs. Arkansas State (Sept. 28).
- Second career 100-yard game (104 yards, 13 att.) secured with a 45-yard TD sprint late in the 45-28 win at Indiana (Sept. 21).
- Exploded for 104 yards on eight carries in the win vs. Murray State (Aug. 31), using a 51-yard dash to score his second career TD.
- Notched his first career TD run with a 3-yard spurt vs. the Racers.

Year	GP-GS	Att.	Yds.	Avg.	TD	Long
2012	9-0	37	139	3.8	0	14
2013	4-0	39	335	8.6	4	51
Career	13-0	76	474	6.2	4	51

MIZZOU OFFENSE NOTABLE PLAYERS



TB #36

Morgan Steward (RSFr.)
6-0, 210, Kansas City, Mo. (Staley)
Major: Communications

- Scored in his debut game for Mizzou after a redshirt season (2012), grinding into the end zone from one yard out in the Murray State win (Aug. 31).
- Came to Mizzou as career rushing leader at Staley HS with 4,184 yards (46 rushing TDs).
- Coaches see him as an effective blend of speed and power.

Year	GP-GS	Att.	Yds.	Avg.	TD	Long
2013	3-0	10	39	3.9	1	10
Career	3-0	10	39	3.9	1	10



LT #68

Justin Britt (Sr.)
6-2, 210, Denton, Texas (Ryan)
Major: Master's in Education, Counseling & Psychology

- Top OL grade for Murray State win (Aug. 31), grading at 97 percent with one pancake, one big hit, three knock downs and one cut.
- Most experienced member of Mizzou's o-line with 26 career starts and 39 appearances to his credit.
- Had second season as a starter cut short due to a knee injury, finishing with nine starting nods in 2012 between right and left tackle.
- Started all 13 games at left tackle in 2011.
- Appeared in all 13 games as a reserve lineman as a freshman in 2011

Year	Games	Starts
2010	13	0
2011	13	13
2012	9	9
2013	4	4
Career	39	26



C #77

Evan Boehm (So.)
6-3, 315, Lee's Summit, Mo. (West)
Major: Business

- First game action at center came in start vs. Murray State (Aug. 31) after he moved to the position during spring drills in 2013.
- Made all 12 starts as a freshman in 2012 at left guard.
- Named to the Rimington Trophy's Fall Watch List.
- Earned Freshman All-America nods from *College Football News* (First Team) and *Fox Sports* (Second Team).
- Last name pronounced: BAY-m

Year	Games	Starts
2012	12	12
2013	4	4
Career	16	16



WR #85

Marcus Lucas (Sr.)
6-5, 220, Liberty, Mo. (Liberty)
Major: Business

- First career 100-yard game with a career-best 10 catches for 101 yards in the 45-28 win at Indiana (Sept. 21).
- Surpassed 1,000 career receiving yards with a three-catch, 28-yard day vs. Toledo (Sept. 7).
- Most experienced WR with 39 appearances and 13 starts to his credit.
- Led the Tigers in receptions (46) and receiving yards (509) as a junior in 2012, hauling in three TD catches.

Year	GP-GS	Rec.	Yds.	Avg.	TD	Long
2010	10-0	3	23	7.7	0	11
2011	13-3	23	414	18.0	5	53
2012	12-6	46	509	11.1	3	41
2013	4-4	21	202	9.6	0	26
Career	39-13	93	1148	12.3	8	53



WR #88

Jimmie Hunt (Jr.)
6-0, 215, Cahokia, Ill. (Cahokia)
Major: Health Sciences

- Set new career-best with six catches in the 45-28 win at Indiana (Sept. 21), totaling 44 yards.
- Grabbed 22-yard TD catch in the season-opening win vs. Murray State (Aug. 31).
- Saw action in all 12 games a season ago.
- Returned a kickoff 87 yards for a touchdown in the four overtime win at Tennessee last season.

Year	GP-GS	Rec.-Yds.	Avg.	TD	Long	KO Ret.	Avg.	TDs
2011	12-0	1-54	54.0	1	54	4-58	14.9	0
2012	12-0	11-199	18.1	3	33	3-110	36.7	1
2013	4-0	10-83	8.3	1	22	0-0	0.0	0
Career	28-0	22-336	15.3	5	54	7-168	24.0	1




PK #99

Andrew Baggett (So.)
6-1, 215, Lee's Summit, Mo. (North)
Major: Mechanical Engineering

- Hit a 31-yard FG in the Indiana victory (Sept. 21).
- Converted a 35-yard FG attempt in the Toledo win (Sept. 7)
- Connected on a 43-yard FG in the season-opening win vs. Murray State (Aug. 31), also hitting 7-of-8 PATs.
- 2012 SEC All-Freshman Team honoree.
- Also earned SEC Special Teams Player of the Week (11/12/12) for his game-winning 35-yard field goal in the OT win at Tennessee.

Year	FG-FGA	Pct.	Long	1-19	20-29	30-39	40-49	50+	PATs
2012	14-20	70.0	46	0-0	5-6	4-5	5-9	0-0	33-37
2013	3-6	50.0	43	0-0	0-1	2-4	1-1	0-0	23-24
Career	17-26	65.4	46	0-0	5-7	6-9	6-10	0-0	56-61

MIZZOU DEFENSE NOTABLE PLAYERS




DB # 7

Randy Ponder (Sr.)
5-10, 195, Edmond, Okla. (Santa Fe)
Major: Health Profession

- Led Mizzou with seven tackles (six solo) in win at Indiana (Sept. 21).
- Two PBUs in win vs. Toledo (Sept. 7), setting a new career-best.
- Earned start at cornerback in the season-opener vs. Murray State (Aug. 31), making one tackle.
- Career-best nine tackles came against Texas Tech in 2011.
- Originally came to Mizzou as a walk-on, but was awarded a scholarship after the 2011 season.

Year	GP-GS	Tackles	UA-A	INT-Yds.	PBU
2011	13-3	37	25-12	1-45	5
2012	12-2	45	29-16	1-11	2
2013	4-4	12	9-4	0-0	2
Career	29-9	94	63-31	2-56	9



LB # 8

Donovan Bonner (Sr.)
6-1, 245, Dallas, Texas (Lincoln)
Major: General Studies

- Three tackles, including 1.0 TFL, in 41-19 win vs. Arkansas State (Sept. 28).
- Veteran linebacker with 40 games of experience under his belt.
- Six tackles vs. Toledo (Sept. 7), tied for second-best for Mizzou.
- Started three games last season and will look to handle a No. 1 role for Mizzou's defense this season.
- Brought in a career-high eight tackles against S. Carolina last season.

Year	GP-GS	TKLs	UA-A	TFL-Yds.	INT-Yds.	FF
2009	12-0	9	7-2	1.0-3	0-0	0
2011	13-0	13	6-7	0.0-0	0-0	2
2012	11-3	39	22-17	2.0-3	1-13	4
2013	4-2	16	11-5	2.0-5	0-0	0
Career	40-5	77	46-31	5.0-11	1-13	6



S # 9

Braylon Webb (Jr.)
6-0, 205, Gilmer, Texas (Gilmer)
Major: Parks, Rec and Tourism

- Season-best eight tackles, including 1.0 TFL, in the 41-19 win vs. Arkansas State (Sept. 28).
- Snagged the first INT of his career in the season-opening win vs. Murray State (Aug. 31).
- Has made 20 starts at free safety over the last three seasons for Mizzou, including all 12 games in 2012.
- Career-best in stops with a 12-tackle game at Texas A&M in 2011.

Year	GP-GS	TKLs	UA-A	TFL-Yds.	FF-FR	INT	PBU
2011	11-4	36	21-15	0.0-0	0-1	0	0
2012	12-12	64	36-28	1.5-3	0-1	0	0
2013	4-4	22	15-7	1.0-12	0-0	1	0
Career	27-20	122	72-50	2.5-15	0-2	1	0



LB # 10

Kentrell Brothers (So.)
6-1, 240, Guthrie, Okla. (Guthrie)
Major: Parks, Rec and Tourism

- Tied career-high in stops (5) vs. Arkansas State (Sept. 28).
- First interception as a Tiger in the 45-28 win at Indiana, returning it 14 yards as time expired in the second quarter.
- Earned first start of his career in the season-opening win vs. Murray State (Aug. 31), notching 1.0 sack among two stops
- Saw action in 11 games in his first season as a redshirt freshman.
- Five tackles in the 2012 season finale at Texas A&M.

Year	GP-GS	TKLs	UA-A	TFL-Yds.	SKs-Yds	INT	PBU
2012	11-0	14	7-7	0.0-0	0.0-0	0	1
2013	4-4	13	7-6	1.0-2	1.0-2	1	3
Career	15-4	27	14-13	1.0-2	1.0-2	1	4



LB # 12

Darvin Ruise (Jr.)
6-1, 240, Guthrie, Okla. (Guthrie)
Major: Parks, Rec and Tourism

- First interception as a Tiger in the 45-28 win at Indiana, returning it 14 yards as time expired in the second quarter.
- Earned first start of his career in the season-opening win vs. Murray State (Aug. 31), notching 1.0 sack among two stops
- Saw action in 11 games in his first season of action as a redshirt freshman, totaling 14 tackles and breaking up one pass.
- Career-best five tackles in the 2012 season finale at Texas A&M.

Year	GP-GS	TKLs	UA-A	TFL-Yds.	SKs-Yds	INT	PBU
2011	12-0	2	0-2	0.0-0	0.0-0	0	0
2012	12-0	7	5-2	0.0-0	0.0-0	0	0
2013	4-0	17	7-10	0.0-0	0.0-0	1	1
Career	28-0	26	12-14	0.0-0	0.0-0	1	1



S # 17

Matt White (Sr.)
6-0, 195, Keller, Texas (Keller)
Major: Industrial Engineering

- Grabbed first INT of his career in the 38-23 win vs. Toledo (Sept. 7).
- Received first starting nod since 2011 in the season-opening win vs. Murray State (Aug. 31).
- Played in all 12 games as a junior in 2012, totaling 23 tackles (15 solo) on the season, including pair of pass break ups,
- 47 tackles in 13 games in his sophomore season in 2011
- Has played in every game of his career thus far at Mizzou.

Year	GP-GS	Tackles	UA-A	TFL-Yds.	PBU	INT
2010	13-0	18	10-8	0.0-0	2	0
2011	13-5	47	28-19	1.5-7	4	0
2012	12-0	23	15-8	0.5-2	2	0
2013	4-4	17	11-6	0.0-0	1	1
Career	42-9	105	64-41	2.0-9	9	1




S # 21

Ian Simon (So.)
6-0, 195, Mansfield, Texas (Legacy)
Major: General Studies

- Tied career-high in tackles (6) vs. Arkansas State (Sept. 28)
- Started as a fifth defensive back at safety for all three games of Mizzou's 3-0 start to the 2013 season.
- Grabbed first interception of his career vs. Toledo (Sept. 7).
- Saw action in 10 games during his redshirt freshman season and ended with 14 tackles for the year.
- Six tackles at Texas A&M last season.

Year	GP-GS	TKLs	UA-A	TFL-Yds.	PBU	QBH	INT
2012	10-0	14	5-9	1.0-3	1	1	0
2013	4-3	12	9-9	1.0-3	2	0	0
Career	14-3	32	14-18	2.0-6	3	1	1



DB # 31

E.J. Gaines (Sr.)
5-11, 195, Independence, Mo. (Fort Osage)
Major: General Studies

- Third INT of 2013 vs. Arkansas State (Sept. 28), a new season-high.
- Notched 1.0 TFL among five stops in the 45-28 win at Indiana (Sept. 21), also recording one PBU.
- Team-leading eight tackles in the 38-23 win vs. Toledo (Sept. 7).
- Career-night with two interceptions in the season-opening win vs. Murray State (Aug. 31).
- Named to the Bednarik and 2014 Senior Bowl watch lists.

Year	GP-GS	Tackles	UA-A	Int.-Yds.	PBU
2010	13-0	26	19-7	0-0	1
2011	13-13	69	49-20	2-54	16
2012	12-12	74	58-16	1-0	11
2013	4-4	26	19-7	3-0	1
Career	42-29	195	145-50	5-65	29



DL # 33

Markus Golden (Jr.)
6-3, 260, St. Louis, Mo. (Afton)
Major: General Studies

- Career-high six tackles, including 1.0 TFL, in the 41-19 win vs. Arkansas State (Sept. 28). Added a QBH.
- Recorded 1.0 TFL and one forced fumble in the win at Indiana (Sept. 21).
- Made one of the plays of the Toledo win (Sept. 7), returning an interception 70 yards to put Mizzou up 24-9 at 11:40 3Q.
- Came to Mizzou from Hutchinson CC, where he redshirted one season (2011) after posting an impressive freshman campaign (2010).

Year	GP-GS	TKLs	UA-A	TFL-Yds.	SKs-Yds	FF	INT
2012	12-0	10	6-4	0.0-0	0.0-0	1	0
2013	4-0	10	6-4	2.0-9	0.0-0	1	1
Career	16-0	20	12-8	2.0-9	0.0-0	2	1



DL # 47

Kony Ealy (Jr.)
6-5, 275, New Madrid, Mo. (New Madrid)
Major: Agribusiness Management

- Leaping interception and return at the line of scrimmage in the win at Indiana, taking the ball 49 yards for a touchdown at 1:57 2Q.
- Disruptive in the passing game with a career-best two PBUs and a QBH in the season-opening win vs. Murray State (Aug. 31).
- Made 10 starts at DE during his sophomore season in 2012.
- Career-best in tackles came last season vs. Kentucky with five.

Year	GP-GS	TKLs	UA-A	TFL-Yds.	SKs-Yds	INT	PBU
2011	12-1	13	6-7	3.0-13	1.0-8	0	0
2012	12-10	37	17-20	10.0-39	3.5-28	0	7
2013	4-4	6	4-2	0.5-2	0.0-0	1	4
Career	28-15	56	27-29	13.5-54	4.5-36	1	11

MIZZOU DEFENSE NOTABLE PLAYERS



LB #48

Andrew Wilson (Sr.)
6-3, 240, Peculiar, Mo. (Raymore-Peculiar)
Major: Master's in Education, Counseling & Psychology

- Career-best 17 tackles (8 solo) in the 41-19 win vs. Arkansas State (Sept. 28), tied for the second-most tackles in Pinkel's tenure.
- Three tackles, including 1.0 TFL, in the win at Indiana (Sept. 21).
- Six tackles vs. Toledo (Sept. 7), tied for second-best for Mizzou.
- Led Mizzou for a second-straight season in 2012 with 79 tackles.
- Previous career-high in stops (13) came vs. Kansas State in 2011.
- Earned Second Team All-Big 12 honors at LB in 2011.

Year	GP-GS	TKLs	UA-A	TFL-Yds.	SKs-Yds.
2010	13-3	42	24-18	0.5-6	0.5-6
2011	13-9	98	47-51	9.5-22	0.5-2
2012	12-11	79	44-35	2.5-4	0.5-2
2013	4-4	26	12-14	1.5-2	0.0-0
Career	42-26	245	127-118	14.0-34	1.5-10



DL #52

Michael Sam (Sr.)
6-2, 255, Hitchcock, Texas (Hitchcock)
Major: Parks, Rec and Tourism

- Career-night with 3.0 sacks (19 yds. lost) in the win vs. Arkansas State (Sept. 28), totaling five stops and forced fumble.
- Added 2.0 TFL to his season tally vs. Toledo (Sept. 7).
- Career-high seven tackles (2.0 TFL) in the season-opening win vs. Murray State (Aug. 31).
- Knack for being around the ball, with two interceptions and five forced fumbles in his career.

Year	GP-GS	TKLs	UA-A	TFL-Yds.	SKs	FF-FR	INT
2010	13-0	24	11-13	7.0-29	3.5-20	2-0	1
2011	13-1	29	16-13	3.0-9	1.5-4	0-0	1
2012	12-9	22	9-13	7.0-39	4.5-30	2-1	0
2013	4-4	17	12-5	7.0-32	3.0-19	1-0	0
Career	42-14	92	48-44	24.0-109	12.5-73	5-1	2



DL #55

Brayden Burnett (Sr.)
6-2, 245, Southlake, Texas (Carroll)
Major: Master's in Education, Counseling & Psychology

- One tackle, but a sack for three yards lost in the 41-19 win vs. Arkansas State (Sept. 28).
- Four tackles (three solo) in the Murray State win (Aug. 31) to match a career-best.
- Three-time academic honoree for Mizzou, earning 2012 SEC Academic Honor Roll recognition after two First Team Academic All-Big 12 selections (2010,11).

Year	GP-GS	TKLs	UA-A	TFL-Yds.	SKs-Yds.
2010	13-0	5	4-1	0.0-0	0.0-0
2011	12-1	15	9-6	4.0-21	2.5-18
2012	12-0	6	3-3	0.0-0	0.0-0
2013	4-0	6	5-1	1.0-3	1.0-3
Career	41-1	32	21-11	5.0-24	3.5-21




DL #56

Shane Ray (So.)
6-3, 245, Kansas City, Mo. (Bishop Miege)
Major: Parks, Rec and Tourism

- Career highs in tackles (7) and TFL (2.0) in the 41-19 win vs. Arkansas State (Sept. 28).
- Five tackles in the 45-28 win at Indiana (Sept. 21), his previous career-best.
- Named the team's 2013 Spring Most Improved DL.
- Father, Wendell, starred for Mizzou at DE from 1978-80.

Year	GP-GS	TKLs	UA-A	TFL-Yds.	SKs-Yds.	FF-FR
2012	12-0	16	8-8	2.5-5	0.0-0	0-1
2013	4-0	15	10-5	3.0-6	0.0-0	0-0
Career	16-0	31	18-13	5.5-11	0.0-0	0-1



DL #89

Matt Hoch (Jr.)
6-5, 295, Harlan, Iowa (Harlan)
Major: Middle School Education

- Came to Mizzou as a tight end in 2010 before becoming a mainstay in the defensive trenches as a sophomore in 2012.
- Was only member of Mizzou's front seven to start all 12 games last season.
- Career-best six tackles to close the 2012 season at Texas A&M.

Year	GP-GS	TKLs	Solo-Asst.	TFL-Yds.	SKs-Yds.	PBU
2011	11-0	2	1-1	1.0-10	1.0-10	0
2012	12-12	36	19-17	4.5-15	2.0-10	3
2013	3-3	6	4-2	0.0-0	0.0-0	0
Career	26-15	44	24-20	5.5-25	3.0-20	3



DL #90

Harold Brantley (RSFr.)
6-3, 290, Hershey, Pa. (Hershey)
Major: Undeclared

- Three tackles and a career-best two PBUs in the win vs. Arkansas State (Sept. 28), his first career start.
- Career-high 2.0 TFL in the 45-28 win at Indiana (Sept. 21).
- First TFL of his career (1.0) in the 38-23 win vs. Toledo (Sept. 7).
- Began fall camp at No. 2 on the depth chart at the nose spot.
- Added 20 pounds to his well-sized frame during his redshirt season in 2012, after being a late addition to the 2012 signing class.

Year	GP-GS	TKLs	UA-A	TFL-Yds.	SKs-Yds.	PBU	QBH
2013	4-1	11	9-2	3.0-4	0.0-0	2	1
Career	4-1	11	9-2	3.0-4	0.0-0	2	1



P #92

Christian Brinser (Jr.)
6-2, 200, Liberty, Mo. (Liberty)
Major: Education

- New career-long 59-yard punt in the win vs. Arkansas State (Sept. 28), averaging 48.7 yards on three boots.
- Launched a career-long 57-yard punt in the win at Indiana, as well as dropping two inside the 20-yard line.
- Punted three times for 145 yards (48.3 avg.) in the season-opener vs. Murray State (Aug. 31), including a 51-yard blast.
- 2012 SEC Academic Honor Roll selection.

Year	GP-GS	Punts	Yards	Avg.	Long
2011	1-0	1	47	47.0	47
2013	4-4	14	611	43.6	59
Career	5-4	16	658	43.9	59



DL #96

Lucas Vincent (Jr.)
6-2, 305, Olathe, Kan. (North)
Major: Agriculture

- Two tackles and a PBU in the win vs. Arkansas State (Sept. 28).
- Recorded a sack among four stops in the season-opening win vs. Murray State (Aug. 31), his first career start.
- Three tackles in a reserve role as a sophomore in 2012.
- Has played in every game of his career thus far, including all 13 games a redshirt freshman in 2011.

Year	GP-GS	TKLs	UA-A	TFL-Yds.	SKs-Yds.	PBU	QBH
2011	13-0	11	3-8	2.0-4	0.0-0	1	2
2012	12-0	3	1-2	0.0-0	0.0-0	0	0
2013	4-4	9	6-3	1.0-2	1.0-2	1	0
Career	29-4	21	9-12	3.0-6	1.0-2	2	2



DL #97

Josh Augusta (Fr.)
6-4, 300, Peoria, Ill. (Peoria)
Major: Undeclared

- One tackle, a sack for 1-yd. lost, vs. Arkansas State (Sept. 28).
- First game of action as a true freshman vs. Murray State (Aug. 31), made three tackles, 2.0 TFL and 1.0 sack (5 yards lost).
- Rated as the No. 161 recruit in the country in *ESPN.com's* "ESPN300" listing.
- Chose Mizzou over several prominent programs, including Michigan, Ole Miss, Illinois, Nebraska, Notre Dame and Oklahoma.

Year	GP-GS	TKLs	UA-A	TFL-Yds.	SKs-Yds.	QBH
2013	4-0	4	3-1	3.0-8	2.0-6	0
Career	4-0	4	3-1	3.0-8	2.0-6	0

MISSOURI PLAYER CAREER SINGLE-GAME BEST CHART
PASSING (Alphabetically)

	COMP.	ATT.	YDS.	LONG	TDs	INTs
BERKSTRESSER	21	41	198	85	1	2
	vs. Ariz. St., 2012	vs. Ariz. St., 2012	vs. Ariz. St., 2012	vs. Vandy, 2012	3 Times	Twice
FRANKLIN	33	51	343	80 (TD)	4	4
	at Baylor, 2011	at Florida, 2012	at Indiana, 2013	at UCF, 2012	at Tennessee, 2012	at Florida, 2012
MAUK	2	3	13	11	-	-
	vs. Murray State, 2013	vs. Murray State, 2013	vs. Murray State, 2013	vs. Murray State, 2013		

RUSHING (Alphabetically)

	ATT.	YDS.	LONG	TDs
BERKSTRESSER	18	25	12	1
	vs. Ariz. St., 2012	Twice	vs. SELA, 2012	Twice
FRANKLIN	27	152	34	2
	at Arizona St., 2011	vs. Texas Tech, 2011	vs. Colorado, 2010	5 Times
GREEN-BECKHAM	4	19	10	-
	vs. Ariz. St., 2012	vs. Ariz. St., 2012	vs. Ariz. St., 2012	
HANSBROUGH	13	104	51	2
	at Indiana, 2013	Twice	vs. Murray State, 2013	vs. Murray State, 2013
JOSEY	25	263	68 (TD)	3
	vs. Oklahoma St., 2011	vs. W. Illinois, 2011	vs. W. Illinois, 2011	Twice
MURPHY	10	74	69 (TD)	1
	at Indiana, 2013	at Texas Tech, 2010	at Texas Tech, 2010	7 Times
STEWART	8	25	10	1
	vs. Murray State, 2013	vs. Murray State, 2013	vs. Murray State, 2013	vs. Murray State, 2013
G. WHITE	10	36	17	-
	vs. W. Illinois, 2011	vs. W. Illinois, 2011	vs. W. Illinois, 2011	

RECEIVING (Alphabetically)

	REC.	YDS.	LONG	TDs
CLARK	5	51	14	-
	vs. Murray State, 2013	vs. Murray State, 2013	vs. Murray State, 2013	
COPELIN	1	51	51	-
	Twice	vs. Toledo	vs. Toledo	
CULKIN	1	6	6	-
	vs. Murray State, 2013	vs. Murray State, 2013	vs. Murray State, 2013	
GREEN-BECKHAM	8	105	80 (TD)	2
	at Indiana, 2013	at Indiana, 2013	at UCF, 2012	Twice
J. HUNT	6	56	54 (TD)	1
	at Indiana, 2013	vs. Syracuse, 2012	vs. W. Illinois, 2011	5 Times
JOSEY	2	51	36	-
	3 Times	at Arizona St., 2011	at Arizona St., 2011	
LUCAS	10	101	53	1
	at Indiana, 2013	at Indiana, 2013	vs. Kansas, 2011	8 Times
MURPHY	3	20	9	-
	at Florida, 2012	at Florida, 2012	at Florida, 2012	
SASSER	4	101	85 (TD)	1
	vs. Murray State, 2013	vs. Vandy, 2012	vs. Vandy, 2012	vs. Vandy, 2012
WASHINGTON	6	81	69	1
	vs. Arkansas State, 2013	vs. Georgia, 2012	vs. Georgia, 2012	7 Times
WATERS	2	42	42 (TD)	1
	vs. SELA, 2012	at Texas A&M, 2011	at Texas A&M, 2011	at Texas A&M, 2011
D. WHITE	2	44	37 (TD)	1
	vs. Murray State, 2013	vs. Murray State, 2013	vs. Murray State, 2013	vs. Murray State, 2013

MISSOURI PLAYER CAREER SINGLE-GAME BEST CHART

DEFENSIVE (Alphabetically)

	TACKLES	TFL	SACKS	INT	PBU	FF	FR
AUGUSTA	3 vs. Murray State, 2013	2.0 vs. Murray State, 2013	1.0 Twice	- -	- -	- -	- -
BONNER	8 at S. Carolina, 2012	2.0 vs. Vandy, 2012	- -	1 vs. UGA, 2012	1 vs. SELA, 2012	2 vs. Kansas, 2011	- -
BRANTLEY	3 Twice	2.0 at Indiana, 2013	- -	- -	2 vs. Ark. State, 2013	- -	- -
BROTHERS	5 Twice	1.0 vs. Murray State, 2013	1.0 vs. Murray St., 2013	1 at Indiana, 2013	2 at Indiana, 2013	- -	- -
BURNETT	4 Twice	2.0 vs. W. Illinois, 2011	1.5 vs. W. Illinois, 2011	- -	- -	1 vs. Miami (OH), 2011	- -
EALY	5 vs. Kentucky, 2012	2.0 at TAMU, 2012	1.0 5 Times	1 at Indiana, 2013	2 3 Times	1 vs. SELA, 2012	- -
GAINES	13 at UCF, 2012	2.5 at Kansas St., 2011	- -	2 vs. Murray State, 2013	4 at TAMU, 2011	1 3 Times	1 Twice
GOLDEN	6 vs. Arkansas State, 2013	1.0 Twice	- -	1 vs. Toledo, 2013	- -	1 Twice	- -
HOCH	6 vs. TAMU, 2012	1.5 vs. TAMU, 2012	1.0 Twice	- -	2 at Florida, 2012	- -	- -
D. JOHNSON	2 vs. Murray State, 2013	1.0 vs. Murray State, 2013	- -	- -	- -	- -	- -
PAYTON	2 vs. Murray State, 2013	1.0 vs. Murray State, 2013	- -	- -	1 vs. Murray St., 2013	- -	- -
PONDER	9 vs. Texas Tech, 2011	1.0 Twice	1.0 Twice	1 Twice	2 vs. Toledo, 2013	1 at TAMU, 2011	- -
RAY	7 vs. Arkansas State, 2013	2.0 vs. Ark. State, 2013	- -	- -	- -	- -	- -
RUISE	6 vs. Toledo, 2013	- -	- -	1 at Indiana, 2013	- -	- -	- -
SAM	7 vs. Murray State, 2013	3.0 vs. Ark. State, 2013	3.0 vs. Ark. St., 2013	1 Twice	1 vs. Iowa State, 2011	2 vs. Alabama, 2012	1 vs. SELA, 2012
SCHERER	1 Twice	1.0 vs. Murray State, 2013	- -	- -	- -	- -	- -
SIMON	6 Twice	1.0 Twice	1.0 vs. Murray St., 2013	1 vs. Toledo, 2013	2 vs. Toledo, 2013	- -	- -
SINGLETON	3 vs. Toledo, 2013	- -	- -	- -	- -	- -	- -
VINCENT	4 vs. Murray State, 2013	1.0 vs. Murray State, 2013	1.0 vs. Murray St., 2013	- -	- -	- -	- -
WEBB	12 at TAMU, 2011	1.0 Twice	- -	1 vs. Murray State, 2013	- -	- -	1 Twice
M. WHITE	7 at Baylor, 2011	1.0 at Baylor, 2011	- -	1 vs. Toledo, 2013	2 at Arizona State, 2011	1 vs. Miami (OH), 2011	- -
WILSON	17 vs. Arkansas State, 2013	3.0 vs. W. Illinois, 2012	0.5 3 Times	- -	1 4 Times	1 5 Times	1 at Tennessee, 2012

2013 STARTING LINEUPS

OFFENSE	Y-WR	LT	LG	C	RG	RT	QB	TB	X-WR	H-WR	Z-WR
Murray State (Aug. 31)	Lucas	Britt	Copepland	Boehm	McGovern	Morse	Franklin	Josey	Green-Beckham	Sasser	Washington
Toledo (Sept. 7)	Lucas	Britt	Copepland	Boehm	McGovern	Morse	Franklin	Josey	Green-Beckham	Culkin*	Washington
Indiana (Sept. 21)	Lucas	Britt	Gatti	Boehm	McGovern	Morse	Franklin	Josey	Green-Beckham	Sasser	Washington
Ark. State (Sept. 28)	Lucas	Britt	Gatti	Boehm	McGovern	Morse	Franklin	Josey	Green-Beckham	Sasser	Washington

*-Started as a tight end

DEFENSE	DE	NG	DT	DE	SLB	MLB	WLB	FS	SS	CB	CB
Murray State (Aug. 31)	Sam	Hoch	Vincent	Ealy	Simon &	Wilson	Brothers	White	Webb	Ponder	Gaines
Toledo (Sept. 7)	Sam	Hoch	Vincent	Ealy	Simon &	Wilson	Brothers	White	Webb	Ponder	Gaines
Indiana (Sept. 21)	Sam	Hoch	Vincent	Ealy	Bonner	Simon &	Brothers	White	Webb	Ponder	Gaines
Ark. State (Sept. 28)	Sam	Brantley	Vincent	Ealy	Bonner	Wilson	Brothers	White	Webb	Ponder	Gaines

&-Started as a 5th defensive back

2013 MIZZOU SCORING DRIVES

QUARTER	TIME	SCORING PLAY (POINTS) (AFTER)	PLAYS	YARDS	TIME POSS.	SCORE MU-OPP
Murray State						
1st	11:51	Hansbrough, Russell 3 yd run (Baggett, Andrew kick)	4	75	0:44	7-7
	8:43	Hansbrough, Russell 51 yd run (Baggett, Andrew kick blocked)	4	78	0:55	13-7
2nd	11:22	Hunt, Jimmie 22 yd pass from Franklin, James (Baggett, Andrew kick)	3	33	0:30	20-14
	5:45	Murphy, Marcus 4 yd run (Baggett, Andrew kick)	13	82	3:41	27-14
3rd	0:00	Baggett, Andrew 43 yd field goal	7	36	0:41	30-14
	13:11	White, Darius 37 yd pass from Franklin, James (Baggett, Andrew kick)	3	70	0:45	37-14
	9:51	Washington, L'Damian 4 yd pass from Franklin, James (Baggett, Andrew kick)	10	43	2:48	44-14
4th	6:23	Josey, Henry 68 yd run (Baggett, Andrew kick)	1	68	0:14	51-14
	13:20	Steward, Morgan 1 yd run (Baggett, Andrew kick)	10	64	6:21	58-14
Toledo						
1st	12:35	Baggett, Andrew 35 yd field goal	9	56	2:25	3-0
	5:58	Josey, Henry 1 yd run (Baggett, Andrew kick)	8	75	2:53	10-3
2nd	1:14	Green-Beckham, Dorial 9 yd pass from Franklin, James (Baggett, Andrew kick)	10	75	3:43	17-9
3rd	0:00	Josey, Henry 1 yd run (Baggett, Andrew kick)	10	75	4:22	31-23
4th	10:29	Murphy, Marcus 8 yd run (Baggett, Andrew kick)	10	44	3:05	38-23
Indiana						
1st	7:50	Green-Beckham, Dorial 7 yd pass from Franklin, James (Baggett, Andrew kick)	9	69	2:48	7-0
	1:34	Murphy, Marcus 10 yd run (Baggett, Andrew kick)	6	50	1:40	14-0
2nd	4:00	Franklin, James 1 yd run (Baggett, Andrew kick)	7	75	2:31	21-14
3rd	5:14	Baggett, Andrew 31 yd field goal	9	61	2:49	31-14
4th	14:30	Washington, L'Damian 14 yd pass from Franklin, James (Baggett, Andrew kick)	8	77	2:26	38-14
	2:14	Hansbrough, Russell 45 yd run (Baggett, Andrew kick)	8	76	3:31	45-20
Arkansas State						
1st	2:00	Murphy, Marcus 8 yd run (Baggett, Andrew kick)	5	75	1:35	7-6
2nd	11:57	Green-Beckham, Dorial 68 yd pass from Franklin, James (Baggett, Andrew kick)	3	80	1:31	14-6
3rd	3:39	Washington, L'Damian 5 yd pass from Franklin, James (Franklin, James pass intcpt)	9	94	6:35	20-16
4th	13:25	Josey, Henry 1 yd run (Baggett, Andrew kick)	9	87	3:18	27-16
	5:06	Franklin, James 9 yd run (Baggett, Andrew kick)	6	67	2:17	34-19
	2:56	Green-Beckham, Dorial 5 yd pass from Franklin, James (Baggett, Andrew kick)	3	21	1:25	41-19

UNIFORM REPORT

Mizzou Athletics underwent a complete overhaul of its uniforms during the Summer of 2012, as NIKE gave all Tiger sport programs a new look. Naturally, football was the focal point by most people, and the Tigers have benefitted with an exciting look, including many different useable uniform and helmet combinations.

For the fashion-minded, here's how the Tigers have come out in each game:

Murray State – W, 58-14

- Helmet – Oval Tiger
- Jersey/Pants – Black/Black

Toledo – W, 38-23

- Helmet – Oval Tiger
- Jersey/Pants – Anthracite/Gold

Indiana – W, 45-28

- Helmet – Alternate Black Matte/Aluminum
- Jersey/Pants – White/White

Arkansas State – W, 41-19

- Helmet – Oval Tiger
- Jersey/Pants – Black/Black

MIZZOU - THE LAST TIME IT HAPPENED...

RUSHING

30 attempts _____ 45 - Zain Gilmore vs. Texas Tech, 10/30/99
 200 yards _____ 263 - Henry Josey vs. Western Illinois, 9/17/11
 4 TDs _____ Tony Temple vs. Arkansas (Cotton Bowl), 1/1/08
 Two 100-yard performances _____ 115 - Henry Josey vs. Murray State, 8/31/13
 (same game) _____ 104 - Russell Hansbrough vs. Murray State, 8/31/13
 Four consecutive 100-yard games _____ Henry Josey
 (same season) _____ 129 vs. Iowa State, 10/15/11
 _____ 138 vs. Oklahoma State, 10/22/11
 _____ 162 at Texas A&M, 10/29/11
 _____ 132 at Baylor, 11/5/11

PASSING

30-39 attempts _____ 30 - James Franklin vs. Arkansas State, 9/28/13
 40-49 attempts _____ 47 - James Franklin at Indiana, 9/21/13
 50 attempts _____ 51 - James Franklin at Florida, 11/3/12
 30-39 completions _____ 32 - James Franklin at Indiana, 9/21/13
 300 yards _____ 343 - James Franklin at Indiana, 9/21/13
 400 yards _____ 434 - Blaine Gabbert vs. Iowa, 12/28/10
 3 TDs _____ James Franklin vs. Arkansas State, 9/28/13
 4 TDs _____ James Franklin at Tennessee, 11/10/12
 5 TDs _____ Chase Daniel vs. Colorado, 10/25/08
 4 interceptions _____ James Franklin at Florida, 11/3/12
 5 interceptions _____ Terry McMillan vs. Penn State, 1/1/70
 6 interceptions _____ Kent Kiefer vs. Miami (Fla), 9/23/89

RECEIVING

10+ receptions _____ 15 - T.J. Moe vs. Iowa, 12/28/10
 150 yards _____ 152 - T.J. Moe vs. Iowa, 12/28/10
 Two 100-yard performances _____ 101 (10) - Marcus Lucas at Indiana, 9/21/13
 (same game) _____ 105 (8) - Dorial Green-Beckham at Indiana, 9/21/13
 Three 100-yard performances _____ 172 (6) - Jeremy Maclin vs. Nevada, 9/13/08
 (same game) _____ 127 (6) - Chase Coffman vs. Nevada, 9/13/08
 _____ 100 (6) - Tommy Saunders vs. Nevada, 9/13/08
 3 TDs _____ Danario Alexander at Kansas State, 11/14/09

TOTAL OFFENSE (RUSHING & PASSING)

400+ yards _____ 404 - James Franklin at Indiana, 9/21/13
 300-399 yards _____ 362 - James Franklin vs. Murray State, 8/31/13

FIELD GOALS

50 yards _____ 50 - Grant Ressel vs. Miami (OH), 9/18/10
 4 FG made _____ 4 - Grant Ressel vs. Kansas, 11/28/09
 5 FG made _____ 5 - Jeff Jacke vs. Kansas, 11/21/92
 6 FG attempted _____ 7 - Tom Whelihan vs. Oklahoma State, 11/16/85

TOUCHDOWN RETURNS (YARDAGE)

Kickoff _____ 87 - Jimmie Hunt at Tennessee, 11/10/12
 Punt _____ 66 - Marcus Murphy at Central Florida, 9/29/12
 Interception _____ 49 - Kony Ealy at Indiana, 9/21/13
 Fumble _____ 13 - E.J. Gaines vs. Kentucky, 10/27/12
 Blocked Field Goal _____ 70 - Carlos Posey vs. West Virginia, 12/26/98

TEAM

Shut out opponent at Faurot Field _____ 69-0 vs. Western Illinois, 9/17/11
 Shut out opponent on the road _____ 14-0 at Iowa State, 11/20/10
 Shut out opponents, back-to-back _____ 27-0 at Kansas State, 10/8/66
 _____ 7-0 vs. Oklahoma, 10/15/66
 Won in overtime _____ 51-48 (4 OT) at Tennessee, 11/10/12
 Game-winning field goal _____ 35 yards, Andrew Baggett at Tennessee, 11/10/12
 Scored 50 points _____ 58-14 win vs. Murray State, 8/31/13
 Scored 60 points _____ 62-10 win vs. SE Louisiana, 9/1/12
 600 yards of total offense _____ 623 at Indiana, 9/21/13
 700 yards of total offense _____ 744 vs. Western Illinois, 9/17/11

OPPONENT - THE LAST TIME IT HAPPENED...

RUSHING

30+ attempts _____ 33 - Marcus Coker, Iowa, 12/28/10
 200 yards _____ 219 - Marcus Coker, Iowa, 12/28/10
 300 yards _____ 307 - Roy Helu Jr., Nebraska, 10/30/10
 3 TDs _____ Eddie Lacy, Alabama, 10/13/12
 Two 100-yard performances _____ 177 - Eddie Lacy, Alabama, 10/13/12
 (same game) _____ 144 - T.J. Yeldon, Alabama, 10/13/12

PASSING

40-49 attempts _____ 46 - Adam Kennedy, Arkansas State, 9/28/13
 50+ attempts _____ 54 - Tyler Bray, Tennessee, 11/10/12
 30-39 completions _____ 37 - Adam Kennedy, Arkansas State, 9/28/13
 40+ completions _____ 44 - Graham Harrell, Texas Tech, 10/20/07
 400 yards _____ 404 - Tyler Bray, Tennessee, 11/10/12
 500 yards _____ 510 - Kliff Kingsbury, Texas Tech, 10/19/02
 4 TDs _____ Tyler Bray, Tennessee, 11/10/12
 5 TDs _____ Juice Williams, Illinois, 8/30/08

RECEIVING

10+ receptions _____ 15 - J.D. McKissic, Arkansas State, 9/28/13
 200+ yards _____ 244 - Alec Lemon, Syracuse, 11/17/12
 175-199 yards _____ 180 - Aaron Pflugrad, Arizona State, 9/9/11
 150-174 yards _____ 163 - Tevin Reese, Baylor, 11/5/11
 2 TDs _____ Alec Lemon, Syracuse, 11/17/12
 3 TDs _____ Ryan Broyles, Oklahoma, 9/24/11
 Two 100-yard performances _____ 136 - Julian Jones, Arkansas State, 9/28/13
 (same game) _____ 117 - J.D. McKissic, Arkansas State, 9/28/13

TOTAL OFFENSE (RUSHING & PASSING)

500 yards _____ 506 - Todd Reesing, Kansas, 11/28/09
 400 yards _____ 439 - Johnny Manziel, Texas A&M, 11/24/12

FIELD GOALS

50+ yards _____ 50 - Taylor Bertolet, Texas A&M, 11/24/12
 4 FG made _____ Brian Davis, Arkansas State, 9/28/13
 3 FG made _____ Jeremiah Detmer, Toledo, 9/7/13

TOUCHDOWN RETURNS (YARDAGE)

Kickoff _____ 100 - Ben Kelly, Colorado, 10/9/99
 Punt _____ 0 (In Endzone) - Malcolm Williams, Texas, 10/24/09
 Interception _____ 57 - Brad McDougald, Kansas, 11/26/11
 Fumble _____ 12 - Curtis Lofton, Oklahoma, 10/13/07

TEAM

Shut out Mizzou at Faurot Field _____ 38-0 vs. Kansas State, 11/23/02
 Shut out Mizzou on road _____ 66-0 at Kansas State, 11/20/99
 Scored 30-39 points _____ 31 - Syracuse, loss, 11/17/12
 Scored 40-49 points _____ 48, Tennessee, won, 11/10/12
 Scored 50-59 points _____ 59 - Texas A&M, loss, 11/24/12
 Scored 60+ points _____ 62 - Oklahoma, loss, 12/6/08
 Scored safety _____ Vanderbilt, at Faurot, 10/6/12

2013 GAME RECAPS

GAME #1 • MIZZOU 58, MURRAY STATE 14
 AUG. 31, 2013 • FAUROT FIELD/MEMORIAL STADIUM
 COLUMBIA, MO. • 58,038

COLUMBIA, Mo. (AP) - James Franklin threw for 318 yards and three touchdowns before coming out early in the third quarter, helping Missouri take command after early struggles and whip Murray State 58-14 Saturday night in an opener that began in 98-degree heat.

Henry Josey had 113 yards on 13 carries with a 68-yard score in his first game back from a left knee injury that required two surgeries and sidelined him all last season. Russell Hansbrough had 104 yards on eight attempts with a pair of scores for Missouri, coming off a disappointing 5-7 record in its first SEC season.

Maikhail Miller threw three interceptions, two by E.J. Gaines, against a defense that stiffened after allowing two early touchdowns. Murray State faded quickly against its first SEC opponent since 2005.

Franklin was done for the evening after throwing two touchdown passes the first 5:09 after the break, a 37-yarder to Darius White and 4-yarder to L'Damian Washington to make it 44-14.

Josey outran a pair of defenders who had the angle on his burst down the sideline in the third quarter. He received a prolonged ovation during pre-game introductions and again after a 20-yard gain on his first carry. Hansbrough had 101 yards on seven carries and two scores in the rocky first quarter.

Missouri is 10-0 against FCS teams under coach Gary Pinkel, entering with an average score of 50-7, and beat Murray State 47-7 in 2006 in the only other game between the schools. Kansas City Chiefs backup quarterback Chase Daniel made his Missouri debut in that game with five touchdown passes, and attended Saturday night's game.



Scoring Summary	1st	2nd	3rd	4th	—	Total
Murray State	14	0	0	0	—	14
Missouri	13	17	21	7	—	58

Scoring Plays (How scored, clock, drive information)

1st Quarter

MUR - POWELL, Walter 17 yd pass from MILLER, Maikhai (BENTON, Jordan kick), 12:35 (6-59, 1:15)
 MU - Hansbrough, Russell 3 yd run (Baggett, Andrew kick), 11:51 (4-75, 0:44)
 MU - Hansbrough, Russell 51 yd run (Baggett, Andrew kick blockd), 8:43 (4-78, 0:55)
 MUR - MILLER, Maikhai 5 yd pass from HARNESSE, Jeremy (BENTON, Jordan kick), 3:58 (14-83, 4:41)

2nd Quarter

MU - Hunt, Jimmie 22 yd pass from Franklin, James (Baggett, Andrew kick), 11:22 (3-33, 0:30)
 MU - Murphy, Marcus 4 yd run (Baggett, Andrew kick), 5:45 (13-82, 3:41)
 MU - Baggett, Andrew 43 yd field goal, 0:00 (7-36, 0:41)

3rd Quarter

MU - White, Darius 37 yd pass from Franklin, James (Baggett, Andrew kick), 13:11 (3-70, 0:45)
 MU - Washington, L'Damian 4 yd pass from Franklin, James (Baggett, Andrew kick), 9:51 (10-43, 2:48)
 MU - Josey, Henry 68 yd run (Baggett, Andrew kick), 6:23 (1-68, 0:14)

4th Quarter

MU - Steward, Morgan 1 yd run (Baggett, Andrew kick), 13:20 (10-64, 6:21)

TEAM TOTALS	MUR	MU
FIRST DOWNS	16	33
Rushing Attempts	36	45
NET YARDS RUSHING	123	358
NET YARDS PASSING	174	336
Completions-Attempts-Int	23-39-3	28-42-0
TOTAL OFFENSE YARDS	297	694
Fumbles: Number-Lost	0-0	1-1
Penalties: Number-Yards	4-29	2-20
PUNTS-YARDS	8-309	3-145
Third-Down Conversions	8 of 19	11 of 16
Fourth-Down Conversions	1 of 1	0 of 1
Possession Time	30:41	29:19

Individual Leaders

Rushing — (MUR) Miller 11-73; (MU) Josey 13-113, 1 TD
 Passing — (MUR) Miller 16-32-3, 145 yds, 1 TD; (MU) Franklin 26-38-0, 318 yds, 3 TDs
 Receiving — (MUR) Rice 5-63, 0 TD; (MU) Clark 5-51

GAME #2 • MIZZOU 38, TOLEDO 23
 SEPT. 7, 2013 • FAUROT FIELD/MEMORIAL STADIUM
 COLUMBIA, MO. • 56,785

COLUMBIA, Mo. (AP) - James Franklin made crucial big plays on consecutive scoring drives in the second half and Missouri pulled away from Toledo for a 38-23 victory on Saturday.

Missouri (2-0) led 24-23 after Toledo (0-2) scored its first two touchdowns of the year but Franklin's 21-yard keeper set up Henry Josey's second 1-yard touchdown run of the game which extended Missouri's lead to eight.


The quarterback later had a 6-yard carry on fourth-and-3 and an 11-yard gain on third-and-9 to set up Marcus Murphy's 8-yard run to conclude the scoring with 10:29 to go.

Missouri coach Gary Pinkel beat the school at which he's a Hall of Famer and the career wins leader with the help of a few goofs by the visitors.

Markus Golden got a gift 70-yard interception return in the third quarter when the ball squirted out of Toledo quarterback Terrance Owens' hands and right into his arms.

Dorial Green-Beckham beat one-on-one coverage from Jordan Martin on a 9-yard touchdown catch with 1:14 to go in the half for a 17-9 lead. Missouri got a big stop in the other end zone to end the half, with Matt White intercepting a pass from Owens that was tipped.

Levi Copeland's 51-yard diving reception at the 7, with three defenders in futile pursuit, set up Josey's first 1-yard run.



Scoring Summary	1st	2nd	3rd	4th	—	Total
Toledo	3	6	14	0	—	23
Missouri	10	7	14	7	—	38

Scoring Plays (How scored, clock, drive information)

1st Quarter

MU - Baggett, Andrew 35 yd field goal, 12:35 (9-56, 2:25)
 TOLEDO - DETMER,Jeremiah 24 yd field goal, 8:51 (10-69, 3:44)
 MU - Josey, Henry 1 yd run (Baggett, Andrew kick), 5:58 (8-75, 2:53)

2nd Quarter

TOLEDO - DETMER,Jeremiah 46 yd field goal, 8:50 (8-21, 5:01)
 TOLEDO - DETMER,Jeremiah 41 yd field goal, 04:57 (4-2, 1:35)
 MU - Green-Beckham,Dorial 9 yd pass from Franklin, James (Baggett, Andrew kick), 1:14 (10-75, 3:43)

3rd Quarter

MU - Golden, Markus 70 yd interception return (Baggett, Andrew kick), 11:40
 TOLEDO - OWENS, Terrance 4 yd run (DETMER,Jeremiah kick), 9:53 (4-38, 1:36)
 TOLEDO - RUSSELL, Alonzo 41 yd pass from OWENS, Terrance (DETMER,Jeremiah kick), 4:22 (6-60, 3:30)
 MU - Josey, Henry 1 yd run (Baggett, Andrew kick), 0:00 (10-75, 4:22)

4th Quarter

MU - Murphy, Marcus 8 yd run (Baggett, Andrew kick), 10:29 (10-44, 3:05)

TEAM TOTALS	TOLEDO	MU
FIRST DOWNS	17	23
Rushing Attempts	23	47
NET YARDS RUSHING	125	172
NET YARDS PASSING	262	212
Completions-Attempts-Int	26-41-3	16-25-1
TOTAL OFFENSE YARDS	387	384
Fumbles: Number-Lost	0-0	0-0
Penalties: Number-Yards	9-53	4-50
PUNTS-YARDS	4-138	4-146
Third-Down Conversions	4 of 11	9 of 15
Fourth-Down Conversions	0 of 0	1 of 1
Possession Time	27:23	32:31

Individual Leaders

Rushing — (TOL) Fluellen 17-111; (MU) Franklin 17-77
 Passing — (TOL) Owens 26-41-3, 262 yds, 1 TD; (MU) Franklin 16-25-1, 212 yds, 1 TD
 Receiving — (TOL) Fluellen 10-100; (MU) Washington 5-78

2013 GAME RECAPS

**GAME #3 • MIZZOU 45, INDIANA 28
SEPT. 21, 2013 • MEMORIAL STADIUM
BLOOMINGTON, IND. • 49,149**

BLOOMINGTON, Ind. (AP) - Kony Ealy surprised everyone Saturday night.

With two of the nation's most efficient quarterbacks and two of the nation's top-10 scoring offenses on the same field in Bloomington, Ealy showed the college football world why defense still matters.

The 275-pound defensive end leapt up late in the first half, plucked Nate Sudfeld's throw out of the air and sprinted 49 yards for a score that changed the game and led unbeaten Missouri to a surprisingly easy 45-28 victory at Indiana.

While Tigers fans certainly enjoy seeing touchdowns pile up and all the eye-opening stats, they've also learned to appreciate having one of the nation's most opportunistic defenses.

Ealy's interception extended Missouri's streak of consecutive games with a turnover to 33. It was the second time in two games that a Missouri defensive lineman scored on an interception return, and this time, even the high-scoring Hoosiers couldn't recover.

Missouri (3-0) won in Bloomington for the first time since 1953 and ended an eight-game winless streak against the Hoosiers in the first matchup between these schools since 1992.

Coach Gary Pinkel, who installed this wide-open offense and turnover-hungry defense, won his 93rd game since coming to the school 13 years ago. He is now tied with Dan Devine for the second-most wins in school history, trailing only Don Faurot (101).

And after having a 300-yard passer, two 100-yard runners and a 100-yard rusher for the first time in school history Aug. 31 against Murray State, the Tigers were proficient again against the Hoosiers. This time, James Franklin threw for 343 yards and two touchdowns while running for another score, two receivers topped the 100-yard mark and Russell Hansbrough ran 13 times for 104 yards, closing it out with a late 45-yard TD run.



Scoring Summary	1st	2nd	3rd	4th	—	Total
Missouri	14	14	3	14	—	45
Indiana	0	14	0	14	—	28

Scoring Plays (How scored, clock, drive information)

1st Quarter
 MU - Green-Beckham, Dorial 7 yd pass from Franklin, James (Baggett, Andrew kick), 7:50 (9-69, 2:48)
 MU - Murphy, Marcus 10 yd run (Baggett, Andrew kick), 1:34 (6-50, 1:40)
2nd Quarter
 IND - Latimer, Cody 10 yd pass from Sudfeld, Nate (Ewald, Mitch kick), 9:04 (9-59, 2:17)
 IND - Coleman, Tevin 2 yd run (Ewald, Mitch kick), 6:31 (4-89, 0:45)
 MU - Franklin, James 1 yd run (Baggett, Andrew kick), 4:00 (7-75, 2:31)
 MU - Ealy, Kony 49 yd interception return (Baggett, Andrew kick), 1:57
3rd Quarter
 MU - Baggett, Andrew 31 yd field goal, 5:14 (9-61, 2:49)
4th Quarter
 MU - Washington, L. 14 yd pass from Franklin, James (Baggett, Andrew kick), 14:30 (8-77, 2:26)
 IND - Wynn, Shane 68 yd pass from Roberson, Tre (Roberson, Tre pass failed), 11:24 (2-79 0:19)
 MU - Hansbrough, Russell 45 yd run (Baggett, Andrew kick), 2:14 (8-76, 3:31)
 IND - Roberson, Tre 3 yd run (Roberts, D. rush), 0:10 (9-75, 2:04)

TEAM TOTALS	MU	IND
FIRST DOWNS	33	20
Rushing Attempts	50	26
NET YARDS RUSHING	280	9
NET YARDS PASSING	343	377
Completions-Attempts-Int	32-47-2	29-53-3
TOTAL OFFENSE YARDS	623	475
Fumbles: Number-Lost	1-1	2-0
Penalties: Number-Yards	5-31	8-63
PUNTS-YARDS	4-174	9-371
Third-Down Conversions	8 of 16	5 of 17
Fourth-Down Conversions	1 of 1	1 of 2
Possession Time	36:45	23:15

Individual Leaders

Rushing — (MU) Hansbrough 13-104, 1 TD; (IND) Coleman 15-54, 1 TD
 Passing — (MU) Franklin 32-47-2, 343 yards, 2 TDs; (IND) Sudfeld 21-39-3, 229, 1 TD
 Receiving — (MU) Lucas 10-101; (IND) Latimer 8-136, 1 TD

**GAME #4 • MIZZOU 41, ARKANSAS STATE 19
SEPT. 28, 2013 • FAUROT FIELD/MEMORIAL STADIUM
COLUMBIA, MO. • 62,468**

COLUMBIA, Mo. (AP) — James Franklin orchestrated two lengthy touchdown drives and added another score on the ground in the second half to help Missouri break open a 41-19 win over Arkansas State in wet conditions Saturday night.


Missouri scored 21 points in the final quarter to finish their nonconference schedule with a 4-0 record.

Franklin led drives of 94 and 87 yards after his team trailed 16-14 with 11:31 remaining in the third quarter. The Tigers failed to convert any of their first four third-down opportunities and only possessed the ball for 9:12 in the first half.

Missouri only ran 25 plays in the opening 30 minutes Saturday, but Franklin got things going in the third quarter with a 13-yard pass to L'Damian Washington on a third down at Missouri's 36-yard-line to keep the team on the field. After Franklin ran for 18 yards to the Arkansas State's 17-yard-line, he found Washington in the corner of the end zone from five yards out for a 20-16 lead.

Missouri held the Red Wolves to a 3-and-out on their subsequent possession before Franklin flipped the ball to Henry Josey for a 1-yard touchdown run with 13:25 remaining for a 27-16 advantage.

Franklin then scampered for a 9-yard score and Marcus Murphy added a 3-yard run after an E.J. Gaines interception to finish the scoring. The Tigers finished with 495 yards of offense, including 239 rushing yards and 256 through the air.



Scoring Summary	1st	2nd	3rd	4th	—	Total
ASU	6	7	3	3	—	19
Missouri	7	7	6	21	—	41

Scoring Plays (How scored, clock, drive information)

1st Quarter
 ASU - Davis, Brian 41 yd field goal, 10:41 (9-46, 3:34)
 ASU - Davis, Brian 21 yd field goal, 3:35 (10-76, 3:30)
 MU - Murphy, Marcus 8 yd run (Baggett, Andrew kick), 2:00 (5-75, 1:35)
2nd Quarter
 MU - Green-Beckham, 68 yd pass from Franklin, James (Baggett, Andrew kick), 11:57 (3-80, 1:31)
 ASU - Jones, Julian 17 yd pass from Kennedy, Adam (Davis, Brian kick), 5:20 (11-56, 5:33)
3rd Quarter
 ASU - Davis, Brian 44 yd field goal, 11:31 (9-48, 3:29)
 MU - Washington, L'D 5 yd pass from Franklin, James (Franklin, James pass intcpt), 3:39 (9-94, 6:35)
4th Quarter
 MU - Josey, Henry 1 yd run (Baggett, Andrew kick), 13:25 (9-87, 3:18)
 ASU - Davis, Brian 33 yd field goal, 7:31 (14-59, 5:54)
 MU - Franklin, James 9 yd run (Baggett, Andrew kick), 5:06 (6-67, 2:17)
 MU - Green-Beckham, 5 yd pass from Franklin, James (Baggett, Andrew kick), 2:56 (3-21, 1:25)

TEAM TOTALS	ASU	MU
FIRST DOWNS	25	23
Rushing Attempts	41	28
NET YARDS RUSHING	117	239
NET YARDS PASSING	308	256
Completions-Attempts-Int	37-47-1	21-30-0
TOTAL OFFENSE YARDS	425	495
Fumbles: Number-Lost	1-0	1-1
Penalties: Number-Yards	10-70	3-21
PUNTS-YARDS	4-179	3-146
Third-Down Conversions	10 of 20	3 of 7
Fourth-Down Conversions	0 of 1	0 of 0
Possession Time	34:12	25:48

Individual Leaders

Rushing — (ASU) McKissic 4-36; (MU) Hansbrough 8-96
 Passing — (ASU) Kennedy 37-46-1, 308 yds, 1 TD; (MU) Franklin 21-30-0, 256 yds, 3 TD
 Receiving — (ASU) McKissic 15-117; (MU) Washington 6-67



2013 Mizzou Tiger Football
Missouri Combined Team Statistics (as of Sep 29, 2013)
All games



Date	Opponent	Score	Att.
Aug 31, 2013	MURRAY STATE	W 58-14	58038
Sep 07, 2013	TOLEDO	W 38-23	56785
Sep 21, 2013	at Indiana	W 45-28	49149
Sep 28, 2013	ASU	W 41-19	62468

Record:	Overall	Home	Away	Neutral
All games	4-0	3-0	1-0	0-0
Conference	0-0	0-0	0-0	0-0
Non-Conference	4-0	3-0	1-0	0-0

Rushing	gp	att	gain	loss	net	avg	td	lg	avg/g
Hansbrough, Russell	4	39	335	0	335	8.6	3	51	83.8
Josey, Henry	4	40	247	9	238	5.9	4	68	59.5
Murphy, Marcus	4	31	226	2	224	7.2	4	31	56.0
Franklin, James	4	41	253	38	215	5.2	2	26	53.8
Steward, Morgan	3	10	43	4	39	3.9	1	10	13.0
White, Greg	3	3	16	0	16	5.3	0	10	5.3
Webb, Braylon	4	1	3	0	3	3.0	0	3	0.8
TEAM	3	3	0	4	-4	-1.3	0	0	-1.3
Mauk, Maty	4	2	0	17	-17	-8.5	0	0	-4.2
Total	4	170	1123	74	1049	6.2	14	68	262.2
Opponents	4	126	551	88	463	3.7	3	32	115.8

Team Statistics	MU	OPP
FIRST DOWNS	112	78
Rushing	53	25
Passing	53	50
Penalty	6	3
RUSHING YARDAGE	1049	463
Rushing Attempts	170	126
Average Per Rush	6.2	3.7
Average Per Game	262.2	115.8
TDs Rushing	14	3
PASSING YARDAGE	1147	1131
Comp-Att-Int	97-144-3	115-180-10
Average Per Pass	8.0	6.3
Average Per Catch	11.8	9.8
Average Per Game	286.8	282.8
TDs Passing	9	6
TOTAL OFFENSE	2196	1594
Average Per Play	7.0	5.2
Average Per Game	549.0	398.5
KICK RETURNS: #-Yards	8-171	5-145
PUNT RETURNS: #-Yards	10-47	3-29
INT RETURNS: #-Yards	10-172	3-27
FUMBLES-LOST	3-3	3-0
PENALTIES-Yards	14-122	31-205
PUNTS-AVG	14-43.6	25-39.9
TIME OF POSSESSION/Game	31:06	28:53
3RD-DOWN Conversions	31/54	27/67
4TH-DOWN Conversions	2/3	2/4

Passing	gp	effic	comp-att-int	pct	yds	td	lg	avg/g
Franklin, James	4	152.53	95-140-3	67.9	1129	9	68	282.2
Mauk, Maty	4	117.07	2-3-0	66.7	18	0	11	4.5
Berkstresser, Corbin	1	0.00	0-1-0	0.0	0	0	0	0.0
Total	4	150.73	97-144-3	67.4	1147	9	68	286.8
Opponents	4	116.56	115-180-10	63.9	1131	6	77	282.8

Interceptions	no.	yds	avg	td	lg
Gaines, E.J.	3	0	0.0	0	0
Webb, Braylon	1	9	9.0	0	9
Golden, Markus	1	70	70.0	1	70
Brothers, Kentrell	1	14	14.0	0	14
Ealy, Kony	1	49	49.0	1	49
White, Matt	1	10	10.0	0	10
Simon, Ian	1	1	1.0	0	1
Ruise, Darwin	1	19	19.0	0	19

Receiving	gp	no.	yds	avg	td	lg	avg/g
Green-Beckham, Dorial	4	21	334	15.9	4	68	83.5
Lucas, Marcus	4	21	202	9.6	0	26	50.5
Washington, L'Damian	4	19	254	13.4	3	25	63.5
Hunt, Jimmie	4	10	83	8.3	1	22	20.8
Sasser, Bud	4	8	67	8.4	0	18	16.8
Clark, Jaleel	4	7	59	8.4	0	14	14.8
White, Darius	4	4	56	14.0	1	37	14.0
Josey, Henry	4	3	17	5.7	0	8	4.2
Copelin, Levi	4	2	58	29.0	0	51	14.5
Waters, Eric	4	1	11	11.0	0	11	2.8
Culkin, Sean	4	1	6	6.0	0	6	1.5
Total	4	97	1147	11.8	9	68	286.8
Opponents	4	115	1131	9.8	6	77	282.8

Field Goals	fg	pct.	01-19	20-29	30-39	40-49	50-99	lg	blk
Baggett, Andrew	3-6	50.0	0-0	0-1	2-4	1-1	0-0	43	0

Punting	no.	yds	avg	lg	tb	fc	i20	50+	blk
Brinser, Christian	14	611	43.6	59	2	2	5	4	0

Punt Returns	no.	yds	avg	td	lg
Murphy, Marcus	9	47	5.2	0	17
Newsom, Donavin	1	0	0.0	0	0
Total	10	47	4.7	0	17
Opponents	3	29	9.7	0	29

Kick Returns	no.	yds	avg	td	lg
Murphy, Marcus	8	171	21.4	0	28
Total	8	171	21.4	0	28
Opponents	5	145	29.0	0	59

Scoring	td	fg	PAT				dxp	saf	pts
			kick	rush	rcv	pass			
Baggett, Andrew	-	3-6	23-24	-	-	-	-	-	32
Murphy, Marcus	4	-	-	-	-	-	-	-	24
Green-Beckham, Dorial	4	-	-	-	-	-	-	-	24
Josey, Henry	4	-	-	-	-	-	-	-	24
Washington, L'Damian	3	-	-	-	-	-	-	-	18
Hansbrough, Russell	3	-	-	-	-	-	-	-	18
Franklin, James	2	-	-	-	-	0-1	-	-	12
Golden, Markus	1	-	-	-	-	-	-	-	6
White, Darius	1	-	-	-	-	-	-	-	6
Ealy, Kony	1	-	-	-	-	-	-	-	6
Steward, Morgan	1	-	-	-	-	-	-	-	6
Hunt, Jimmie	1	-	-	-	-	-	-	-	6
Total	25	3-6	23-24	-	-	0-1	-	-	182
Opponents	9	7-8	7-7	1-1	-	0-1	-	-	84

All Purpose	g	rush	rcv	pr	kr	ir	total	avg/g
Murphy, Marcus	4	224	0	47	171	0	442	110.5
Hansbrough, Rus	4	335	0	0	0	0	335	83.8
Green-Beckham,	4	0	334	0	0	0	334	83.5
Josey, Henry	4	238	17	0	0	0	255	63.8
Washington, L'D	4	0	254	0	0	0	254	63.5
Total	4	1049	1147	47	171	172	2586	646.5
Opponents	4	463	1131	29	145	27	1795	448.8

Score by Quarters	1st	2nd	3rd	4th	OT	Total
Missouri	44	45	44	49	0	182
Opponents	23	27	17	17	0	84

Total Offense	g	plays	rush	pass	total	avg/g
Franklin, James	4	181	215	1129	1344	336.0
Hansbrough, Russell	4	39	335	0	335	83.8
Josey, Henry	4	40	238	0	238	59.5
Murphy, Marcus	4	31	224	0	224	56.0
Steward, Morgan	3	10	39	0	39	13.0
Total	4	314	1049	1147	2196	549.0
Opponents	4	306	463	1131	1594	398.5

# Defensive Leaders	gp	ua	Tackles			tfl/yds	Sacks no-yds	Pass defense		Fumbles		blkd	
			a	tot				int-yds	brup	qbh	rcv-yds	ff	kick



2013 Mizzou Tiger Football
Missouri Overall Team Statistics (as of Sep 29, 2013)
All games



Team Statistics	MU	OPP
SCORING	182	84
Points Per Game	45.5	21.0
FIRST DOWNS	112	78
Rushing	53	25
Passing	53	50
Penalty	6	3
RUSHING YARDAGE	1049	463
Yards gained rushing	1123	551
Yards lost rushing	74	88
Rushing Attempts	170	126
Average Per Rush	6.2	3.7
Average Per Game	262.2	115.8
TDs Rushing	14	3
PASSING YARDAGE	1147	1131
Comp-Att-Int	97-144-3	115-180-10
Average Per Pass	8.0	6.3
Average Per Catch	11.8	9.8
Average Per Game	286.8	282.8
TDs Passing	9	6
TOTAL OFFENSE	2196	1594
Total Plays	314	306
Average Per Play	7.0	5.2
Average Per Game	549.0	398.5
KICK RETURNS: #-Yards	8-171	5-145
PUNT RETURNS: #-Yards	10-47	3-29
INT RETURNS: #-Yards	10-172	3-27
KICK RETURN AVERAGE	21.4	29.0
PUNT RETURN AVERAGE	4.7	9.7
INT RETURN AVERAGE	17.2	9.0
FUMBLES-LOST	3-3	3-0
PENALTIES-Yards	14-122	31-205
Average Per Game	30.5	51.2
PUNTS-Yards	14-611	25-997
Average Per Punt	43.6	39.9
Net punt average	38.7	37.2
KICKOFFS-Yards	31-2020	20-1270
Average Per Kick	65.2	63.5
Net kick average	39.5	40.0
TIME OF POSSESSION/Game	31:06	28:53
3RD-DOWN Conversions	31/54	27/67
3rd-Down Pct	57%	40%
4TH-DOWN Conversions	2/3	2/4
4th-Down Pct	67%	50%
SACKS BY-Yards	8-32	9-55
MISC YARDS	0	0
TOUCHDOWNS SCORED	25	9
FIELD GOALS-ATTEMPTS	3-6	7-8
ON-SIDE KICKS	0-0	0-0
RED-ZONE SCORES	(19-23) 83%	(12-14) 86%
RED-ZONE TOUCHDOWNS	(17-23) 74%	(7-14) 50%
PAT-ATTEMPTS	(23-24) 96%	(7-7) 100%
ATTENDANCE	177291	49149
Games/Avg Per Game	3/59097	1/49149
Neutral Site Games		0/0

Score by Quarters	1st	2nd	3rd	4th	OT	Total
Missouri	44	45	44	49	0	182
Opponents	23	27	17	17	0	84



2013 Mizzou Tiger Football
Missouri Overall Individual Statistics (as of Sep 29, 2013)
All games



Rushing	gp	att	gain	loss	net	avg	td	lg	avg/g
Hansbrough, Russell	4	39	335	0	335	8.6	3	51	83.8
Josey, Henry	4	40	247	9	238	5.9	4	68	59.5
Murphy, Marcus	4	31	226	2	224	7.2	4	31	56.0
Franklin, James	4	41	253	38	215	5.2	2	26	53.8
Steward, Morgan	3	10	43	4	39	3.9	1	10	13.0
White, Greg	3	3	16	0	16	5.3	0	10	5.3
Webb, Braylon	4	1	3	0	3	3.0	0	3	0.8
TEAM	3	3	0	4	-4	-1.3	0	0	-1.3
Mauk, Maty	4	2	0	17	-17	-8.5	0	0	-4.2
Total	4	170	1123	74	1049	6.2	14	68	262.2
Opponents	4	126	551	88	463	3.7	3	32	115.8

Passing	gp	effic	comp-att-int	pct	yds	td	lg	avg/g
Franklin, James	4	152.53	95-140-3	67.9	1129	9	68	282.2
Mauk, Maty	4	117.07	2-3-0	66.7	18	0	11	4.5
Berkstresser, Corbin	1	0.00	0-1-0	0.0	0	0	0	0.0
Total	4	150.73	97-144-3	67.4	1147	9	68	286.8
Opponents	4	116.56	115-180-10	63.9	1131	6	77	282.8

Receiving	gp	no.	yds	avg	td	lg	avg/g
Green-Beckham, Dorial	4	21	334	15.9	4	68	83.5
Lucas, Marcus	4	21	202	9.6	0	26	50.5
Washington, L'Damian	4	19	254	13.4	3	25	63.5
Hunt, Jimmie	4	10	83	8.3	1	22	20.8
Sasser, Bud	4	8	67	8.4	0	18	16.8
Clark, Jaleel	4	7	59	8.4	0	14	14.8
White, Darius	4	4	56	14.0	1	37	14.0
Josey, Henry	4	3	17	5.7	0	8	4.2
Copelin, Levi	4	2	58	29.0	0	51	14.5
Waters, Eric	4	1	11	11.0	0	11	2.8
Culkin, Sean	4	1	6	6.0	0	6	1.5
Total	4	97	1147	11.8	9	68	286.8
Opponents	4	115	1131	9.8	6	77	282.8

Punt Returns	no.	yds	avg	td	lg
Murphy, Marcus	9	47	5.2	0	17
Newsom, Donavin	1	0	0.0	0	0
Total	10	47	4.7	0	17
Opponents	3	29	9.7	0	29

Interceptions	no.	yds	avg	td	lg
Gaines, E.J.	3	0	0.0	0	0
Ealy, Kony	1	49	49.0	1	49
White, Matt	1	10	10.0	0	10
Simon, Ian	1	1	1.0	0	1
Golden, Markus	1	70	70.0	1	70
Ruise, Darvin	1	19	19.0	0	19
Webb, Braylon	1	9	9.0	0	9
Brothers, Kentrell	1	14	14.0	0	14
Total	10	172	17.2	2	70
Opponents	3	27	9.0	0	24

Kick Returns	no.	yds	avg	td	lg
Murphy, Marcus	8	171	21.4	0	28
Total	8	171	21.4	0	28
Opponents	5	145	29.0	0	59

Fumble Returns	no.	yds	avg	td	lg
Total	0	0	0.0	0	0
Opponents	1	7	7.0	0	7



2013 Mizzou Tiger Football
 Missouri Overall Individual Statistics (as of Sep 29, 2013)
 All games



Scoring	td	fg	PAT					dxp	saf	pts
			kick	rush	rcv	pass				
Baggett, Andrew	-	3-6	23-24	-	-	-	-	-	-	32
Josey, Henry	4	-	-	-	-	-	-	-	-	24
Murphy, Marcus	4	-	-	-	-	-	-	-	-	24
Green-Beckham, Dorial	4	-	-	-	-	-	-	-	-	24
Washington, L'Damian	3	-	-	-	-	-	-	-	-	18
Hansbrough, Russell	3	-	-	-	-	-	-	-	-	18
Franklin, James	2	-	-	-	-	0-1	-	-	-	12
White, Darius	1	-	-	-	-	-	-	-	-	6
Hunt, Jimmie	1	-	-	-	-	-	-	-	-	6
Steward, Morgan	1	-	-	-	-	-	-	-	-	6
Ealy, Kony	1	-	-	-	-	-	-	-	-	6
Golden, Markus	1	-	-	-	-	-	-	-	-	6
Total	25	3-6	23-24	-	-	0-1	-	-	-	182
Opponents	9	7-8	7-7	1-1	-	0-1	-	-	-	84

Total Offense	g	plays	rush	pass	total	avg/g
Franklin, James	4	181	215	1129	1344	336.0
Hansbrough, Russell	4	39	335	0	335	83.8
Josey, Henry	4	40	238	0	238	59.5
Murphy, Marcus	4	31	224	0	224	56.0
Steward, Morgan	3	10	39	0	39	13.0
White, Greg	3	3	16	0	16	5.3
Webb, Braylon	4	1	3	0	3	0.8
Mauk, Maty	4	5	-17	18	1	0.2
TEAM	3	3	-4	0	-4	-1.3
Total	4	314	1049	1147	2196	549.0
Opponents	4	306	463	1131	1594	398.5

Field Goals	fg	pct.	01-19	20-29	30-39	40-49	50-99	lg	blk
Baggett, Andrew	3-6	50.0	0-0	0-1	2-4	1-1	0-0	43	0

FG Sequence	Missouri	Opponents
Murray State	30,(43)	39
Toledo	(35)	(24),(46),(41)
Indiana	(31),39	-
ASU	24	(41),(21),(44),(33)

Numbers in (parentheses) indicate field goal was made.

Punting	no.	yds	avg	lg	tb	fc	i20	50+	blk
Brinser, Christian	14	611	43.6	59	2	2	5	4	0
Total	14	611	43.6	59	2	2	5	4	0
Opponents	25	997	39.9	57	1	6	5	3	0

Kickoffs	no.	yds	avg	tb	ob	retn	net	ydln
Baggett, Andrew	31	2020	65.2	26	0			
Total	31	2020	65.2	26	0	29.0	39.5	25
Opponents	20	1270	63.5	12	0	21.4	40.0	25



2013 Mizzou Tiger Football
Missouri Overall Individual Statistics (as of Sep 29, 2013)
All games



All Purpose	g	rush	rcv	pr	kr	ir	total	avg/g
Murphy, Marcus	4	224	0	47	171	0	442	110.5
Hansbrough, Ru	4	335	0	0	0	0	335	83.8
Green-Beckham	4	0	334	0	0	0	334	83.5
Josey, Henry	4	238	17	0	0	0	255	63.8
Washington, L'D	4	0	254	0	0	0	254	63.5
Franklin, James	4	215	0	0	0	0	215	53.8
Lucas, Marcus	4	0	202	0	0	0	202	50.5
Hunt, Jimmie	4	0	83	0	0	0	83	20.8
Golden, Markus	4	0	0	0	0	70	70	17.5
Sasser, Bud	4	0	67	0	0	0	67	16.8
Clark, Jaleel	4	0	59	0	0	0	59	14.8
Copelin, Levi	4	0	58	0	0	0	58	14.5
White, Darius	4	0	56	0	0	0	56	14.0
Ealy, Kony	4	0	0	0	0	49	49	12.2
Steward, Morga	3	39	0	0	0	0	39	13.0
Ruise, Darwin	4	0	0	0	0	19	19	4.8
White, Greg	3	16	0	0	0	0	16	5.3
Brothers, Kentrel	4	0	0	0	0	14	14	3.5
Webb, Braylon	4	3	0	0	0	9	12	3.0
Waters, Eric	4	0	11	0	0	0	11	2.8
White, Matt	4	0	0	0	0	10	10	2.5
Culkin, Sean	4	0	6	0	0	0	6	1.5
Simon, Ian	4	0	0	0	0	1	1	0.2
TEAM	3	-4	0	0	0	0	-4	-1.3
Mauk, Maty	4	-17	0	0	0	0	-17	-4.2
Total	4	1049	1147	47	171	172	2586	646.5
Opponents	4	463	1131	29	145	27	1795	448.8



2013 Mizzou Tiger Football
Missouri Overall Defensive Statistics (as of Sep 29, 2013)
All games



##	Defensive Leaders	gp	Tackles			tfl/yds	Sacks	Pass defense			Fumbles		blkd	
			ua	a	tot		no-yds	int-yds	brup	qbh	rcv-yds	ff	kick	saf
31	Gaines, E.J.	4	19	7	26	2.0-11	.	3-0	1	
48	Wilson, Andrew	4	12	14	26	1.5-2	.	.	.	1	.	.	.	
9X	Webb, Braylon	4	15	7	22	1.0-12	.	1-9	
2S	Simon, Ian	4	9	9	18	1.0-3	.	1-1	2	
52	Sam, Michael	4	12	5	17	7.0-32	3.0-19	.	.	.	1	.	.	
17	White, Matt	4	11	6	17	.	.	1-10	
12	Ruise, Darvin	4	7	10	17	.	.	1-19	1	
8	Bonner, Donovan	4	11	5	16	2.0-5	
56	Ray, Shane	4	10	5	15	3.0-6	.	.	.	2	.	.	.	
10	Brothers, Kentrell	4	7	6	13	1.0-2	1.0-2	1-14	3	
7	Ponder, Randy	4	9	3	12	.	.	.	2	
9D	Brantley, Harold	4	9	2	11	3.0-4	.	.	2	1	.	.	.	
33	Golden, Markus	4	6	4	10	2.0-9	.	1-70	.	1	.	1	.	
96	Vincent, Lucas	4	6	3	9	1.0-2	1.0-2	.	1	
47	Ealy, Kony	4	4	2	6	0.5-2	.	1-49	4	1	.	.	.	
55	Burnett, Brayden	4	5	1	6	1.0-3	1.0-3	
89	Hoch, Matt	3	4	2	6	
2X	Singleton, Duron	4	3	3	6	
11	Penton, Aarion	4	3	1	4	
97	Augusta, Josh	4	3	1	4	3.0-8	2.0-6	
94	Foster, Marvin	4	.	3	3	1	.	.	.	
2	Washington, L'Damian	4	2	.	2	
30	Scherer, Michael	4	1	1	2	1.0-1	
28	Payton, Ernest	1	2	.	2	1.0-1	.	.	1	
3	Johnson, David	3	2	.	2	1.0-3	
85	Lucas, Marcus	4	2	.	2	
14	Clark, Jaleel	4	1	.	1	
98	Echard, Clayton	4	.	1	1	
36	Steward, Morgan	3	.	1	1	
50	Winston, Evan	1	1	.	1	
86	Hurrell, Jake	4	.	1	1	
25	Newsom, Donavin	4	1	.	1	
1G	Gibson, John	2	.	1	1	.	.	.	1	
5B	Browning, Cortland	4	1	.	1	
Total		4	178	104	282	32-106	8-32	10-172	18	7	.	2	.	
Opponents		4	201	102	303	17-73	9-55	3-27	9	2	3-7	3	1	



2013 Mizzou Tiger Football
Missouri Team Game-by-Game (as of Sep 29, 2013)
All games



TEAM STATISTICS

Date	Opponent	Rushing				Receiving				Passing				Kick Returns				Punt Returns				tot off
		no.	yds	td	lg	no.	yds	td	lg	cmp-att-int	yds	td	lg	no.	yds	td	lg	no.	yds	td	lg	
Aug 31	MURRAY STATE	45	358	5	68	28	336	3	44	28-42-0	336	3	44	1	21	0	21	5	15	0	8	694
Sep 07	TOLEDO	47	172	3	21	16	212	1	51	16-25-1	212	1	51	2	42	0	24	3	22	0	17	384
Sep 21	at Indiana	50	280	3	45	32	343	2	41	32-47-2	343	2	41	1	18	0	18	0	0	0	0	623
Sep 28	ASU	28	239	3	45	21	256	3	68	21-30-0	256	3	68	4	90	0	28	2	10	0	13	495
Missouri		170	1049	14	68	97	1147	9	68	97-144-3	1147	9	68	8	171	0	28	10	47	0	17	2196
		126	463	3	32	115	1131	6	77	115-180-10	1131	6	77	5	145	0	59	3	29	0	29	1594

Games played: 4
Avg per rush: 6.2
Avg per catch: 11.8
Pass efficiency: 150.73
Kick ret avg: 21.4
Punt ret avg: 4.7
All purpose avg/game: 646.5
Total offense avg/gm: 549.0

Date	Opponent	Tackles				Sacks no-yds	Fumble		Pass Defense			Blkd kick	PAT Attempts				saf	pts
		ua	a	total	tfl-yds		ff	fr-yds	int-yds	qbh	brup		kick	rush	rcv			
Aug 31	MURRAY STATE	46	18	64	10.0-28	3.0-9	0	0-0	3-9	4	4	0	7-8	0	0	0	0	58
Sep 07	TOLEDO	30	36	66	5.0-9	0.0-0	0	0-0	3-81	1	4	0	5-5	0	0	0	0	38
Sep 21	at Indiana	44	16	60	6.0-17	0.0-0	1	0-0	3-82	0	5	0	6-6	0	0	0	0	45
Sep 28	ASU	58	34	92	11.0-52	5.0-23	1	0-0	1-0	2	5	0	5-5	0	0	0	0	41
Missouri		178	104	282	32.0-106	8.0-32	2	0-0	10-172	7	18	0	23-24	0	0	0	0	182
		201	102	303	17.0-73	9.0-55	3	3-7	3-27	2	9	1	7-7	1	0	0	0	84

Date	Opponent	Punting							Field Goals			Kickoffs						
		no.	yds	avg	long	blkd	tb	fc	50+	i20	md-att	long	blkd	no.	yds	avg	tb	ob
Aug 31	MURRAY STATE	3	145	48.3	51	0	1	0	1	1	1-2	43	0	9	584	64.9	8	0
Sep 07	TOLEDO	4	146	36.5	51	0	0	0	1	1	1-1	35	0	7	465	66.4	5	0
Sep 21	at Indiana	4	174	43.5	57	0	1	2	1	2	1-2	31	0	8	520	65.0	7	0
Sep 28	ASU	3	146	48.7	59	0	0	0	1	1	0-1	0	0	7	451	64.4	6	0
Missouri		14	611	43.6	59	0	2	2	4	5	3-6	43	0	31	2020	65.2	26	0
		25	997	39.9	57	0	1	6	3	5	7-8	46	0	20	1270	63.5	12	0



2013 Mizzou Tiger Football
Missouri Opponent Game-by-Game (as of Sep 29, 2013)
All games



OPPONENT STATISTICS

Date	Opponent	Rushing				Receiving				Passing				Kick Returns				Punt Returns				tot off
		no.	yds	td	lg	no.	yds	td	lg	cmp-att-int	yds	td	lg	no.	yds	td	lg	no.	yds	td	lg	
Aug 31	MURRAY STATE	36	123	0	23	23	174	2	34	23-39-3	174	2	34	1	16	0	16	1	1	0	1	297
Sep 07	TOLEDO	23	125	1	26	26	262	1	41	26-41-3	262	1	41	2	80	0	59	1	29	0	29	387
Sep 21	at Indiana	26	98	2	15	29	377	2	77	29-53-3	377	2	77	1	22	0	22	0	0	0	0	475
Sep 28	ASU	41	117	0	32	37	318	1	37	37-47-1	318	1	37	1	27	0	27	1	-1	0	0	435
Opponents		126	463	3	32	115	1131	6	77	115-180-10	1131	6	77	5	145	0	59	3	29	0	29	1594
		170	1049	14	68	97	1147	9	68	97-144-3	1147	9	68	8	171	0	28	10	47	0	17	2196

Games played: 4
Avg per rush: 3.7
Avg per catch: 9.8
Pass efficiency: 116.56
Kick ret avg: 29.0
Punt ret avg: 9.7
All purpose avg/game: 448.8
Total offense avg/gm: 398.5

Date	Opponent	Tackles				Sacks no-yds	Fumble		Pass Defense			Blkd kick	PAT Attempts				pts	
		ua	a	total	tfl-yds		ff	fr-yds	int-yds	qbh	brup		kick	rush	rcv	saf		
Aug 31	MURRAY STATE	55	24	79	4.0-14	1.0-6	1	1-0	0-0	1	3	1	2-2	0	0	0	0	14
Sep 07	TOLEDO	46	26	72	5.0-30	4.0-29	0	0-0	1-3	0	0	0	2-2	0	0	0	0	23
Sep 21	at Indiana	71	16	87	6.0-24	3.0-17	1	1-7	2-24	1	4	0	2-2	1	0	0	0	28
Sep 28	ASU	29	36	65	2.0-5	1.0-3	1	1-0	0-0	0	2	0	1-1	0	0	0	0	19
Opponents		201	102	303	17.0-73	9.0-55	3	3-7	3-27	2	9	1	7-7	1	0	0	0	84
		178	104	282	32.0-106	8.0-32	2	0-0	10-172	7	18	0	23-24	0	0	0	0	182

Date	Opponent	Punting							Field Goals			Kickoffs						
		no.	yds	avg	long	blkd	tb	fc	50+	i20	md-att	long	blkd	no.	yds	avg	tb	ob
Aug 31	MURRAY STATE	8	309	38.6	48	0	0	1	0	1	0-1	0	0	3	192	64.0	2	0
Sep 07	TOLEDO	4	138	34.5	48	0	0	0	0	1	3-3	46	0	6	387	64.5	4	0
Sep 21	at Indiana	9	371	41.2	57	0	0	4	1	1	0-0	0	0	5	325	65.0	4	0
Sep 28	ASU	4	179	44.8	53	0	1	1	2	2	4-4	44	0	6	366	61.0	2	0
Opponents		25	997	39.9	57	0	1	6	3	5	7-8	46	0	20	1270	63.5	12	0
		14	611	43.6	59	0	2	2	4	5	3-6	43	0	31	2020	65.2	26	0



2013 Mizzou Tiger Football
Missouri Game Superlatives (as of Sep 29, 2013)
All games



INDIVIDUAL GAME HIGHS

Rushes	17	Franklin, James vs Toledo (Sep 07, 2013)
Yards Rushing	113	Josey, Henry vs Murray State (Aug 31, 2013)
TD Rushes	2	Hansbrough, Russell vs Murray State (Aug 31, 2013)
	2	Josey, Henry vs Toledo (Sep 07, 2013)
Long Rush	68	Josey, Henry vs Murray State (Aug 31, 2013)
Pass attempts	47	Franklin, James at Indiana (Sep 21, 2013)
Pass completions	32	Franklin, James at Indiana (Sep 21, 2013)
Yards Passing	343	Franklin, James at Indiana (Sep 21, 2013)
TD Passes	3	Franklin, James vs Murray State (Aug 31, 2013)
	3	Franklin, James vs ASU (Sep 28, 2013)
Long Pass	68	Franklin, James vs ASU (Sep 28, 2013)
Receptions	10	Lucas, Marcus at Indiana (Sep 21, 2013)
Yards Receiving	105	Green-Beckham,Dorial at Indiana (Sep 21, 2013)
TD Receptions	2	Green-Beckham,Dorial vs ASU (Sep 28, 2013)
Long Reception	68	Green-Beckham,Dorial vs ASU (Sep 28, 2013)
Field Goals	1	Baggett, Andrew vs Murray State (Aug 31, 2013)
	1	Baggett, Andrew vs Toledo (Sep 07, 2013)
	1	Baggett, Andrew at Indiana (Sep 21, 2013)
Long Field Goal	43	Baggett, Andrew vs Murray State (Aug 31, 2013)
Punts	4	Brinser, Christian vs Toledo (Sep 07, 2013)
	4	Brinser, Christian at Indiana (Sep 21, 2013)
Punting Avg	48.7	Brinser, Christian vs ASU (Sep 28, 2013)
Long Punt	59	Brinser, Christian vs ASU (Sep 28, 2013)
Punts inside 20	2	Brinser, Christian at Indiana (Sep 21, 2013)
Long Punt Return	17	Murphy, Marcus vs Toledo (Sep 07, 2013)
Long Kickoff Return	28	Murphy, Marcus vs ASU (Sep 28, 2013)
Tackles	17	Wilson, Andrew vs ASU (Sep 28, 2013)
Sacks	3.0	Sam, Michael vs ASU (Sep 28, 2013)
Tackles For Loss	3.0	Sam, Michael vs ASU (Sep 28, 2013)
Interceptions	2	Gaines, E.J. vs Murray State (Aug 31, 2013)



2013 Mizzou Tiger Football
Missouri Game Superlatives (as of Sep 29, 2013)
All games



TEAM GAME HIGHS

Rushes	50	at Indiana (Sep 21, 2013)
Yards Rushing	358	vs Murray State (Aug 31, 2013)
Yards Per Rush	8.5	vs ASU (Sep 28, 2013)
TD Rushes	5	vs Murray State (Aug 31, 2013)
Pass attempts	47	at Indiana (Sep 21, 2013)
Pass completions	32	at Indiana (Sep 21, 2013)
Yards Passing	343	at Indiana (Sep 21, 2013)
Yards Per Pass	8.5	vs ASU (Sep 28, 2013)
TD Passes	3	vs Murray State (Aug 31, 2013)
	3	vs ASU (Sep 28, 2013)
Total Plays	97	at Indiana (Sep 21, 2013)
Total Offense	694	vs Murray State (Aug 31, 2013)
Yards Per Play	8.5	vs ASU (Sep 28, 2013)
Points	58	vs Murray State (Aug 31, 2013)
Sacks By	5	vs ASU (Sep 28, 2013)
First Downs	33	vs Murray State (Aug 31, 2013)
	33	at Indiana (Sep 21, 2013)
Penalties	5	at Indiana (Sep 21, 2013)
Penalty Yards	50	vs Toledo (Sep 07, 2013)
Turnovers	3	at Indiana (Sep 21, 2013)
Interceptions By	3	vs Murray State (Aug 31, 2013)
	3	vs Toledo (Sep 07, 2013)
	3	at Indiana (Sep 21, 2013)
Punts	4	vs Toledo (Sep 07, 2013)
	4	at Indiana (Sep 21, 2013)
Punting Avg	48.7	vs ASU (Sep 28, 2013)
Long Punt	59	vs ASU (Sep 28, 2013)
Punts inside 20	2	at Indiana (Sep 21, 2013)
Long Punt Return	17	vs Toledo (Sep 07, 2013)



2013 Mizzou Tiger Football
Missouri Game Superlatives (as of Sep 29, 2013)
All games



OPPONENT INDIVIDUAL GAME HIGHS

Rushes	19	Oku, David, vs ASU (Sep 28, 2013)
Yards Rushing	111	FLUELLEN, David, vs Toledo (Sep 07, 2013)
TD Rushes	1	OWENS, Terrance, vs Toledo (Sep 07, 2013)
	1	Roberson, Tre, at Indiana (Sep 21, 2013)
	1	Coleman, Tevin, at Indiana (Sep 21, 2013)
Long Rush	32	McKissic, J.D., vs ASU (Sep 28, 2013)
Pass attempts	46	Kennedy, Adam, vs ASU (Sep 28, 2013)
Pass completions	37	Kennedy, Adam, vs ASU (Sep 28, 2013)
Yards Passing	318	Kennedy, Adam, vs ASU (Sep 28, 2013)
TD Passes	1	HARNESS, Jeremy, vs Murray State (Aug 31, 2013)
	1	MILLER, Maikhai, vs Murray State (Aug 31, 2013)
	1	OWENS, Terrance, vs Toledo (Sep 07, 2013)
	1	Roberson, Tre, at Indiana (Sep 21, 2013)
	1	Sudfeld, Nate, at Indiana (Sep 21, 2013)
	1	Kennedy, Adam, vs ASU (Sep 28, 2013)
Long Pass	77	Sudfeld, Nate, at Indiana (Sep 21, 2013)
Receptions	15	McKissic, J.D., vs ASU (Sep 28, 2013)
Yards Receiving	136	Latimer, Cody, at Indiana (Sep 21, 2013)
	136	Jones, Julian, vs ASU (Sep 28, 2013)
TD Receptions	1	POWELL, Walter, vs Murray State (Aug 31, 2013)
	1	MILLER, Maikhai, vs Murray State (Aug 31, 2013)
	1	RUSSELL, Alonzo, vs Toledo (Sep 07, 2013)
	1	Wynn, Shane, at Indiana (Sep 21, 2013)
	1	Latimer, Cody, at Indiana (Sep 21, 2013)
	1	Jones, Julian, vs ASU (Sep 28, 2013)
Long Reception	77	Latimer, Cody, at Indiana (Sep 21, 2013)
Field Goals	4	Davis, Brian, vs ASU (Sep 28, 2013)
Long Field Goal	46	DETMER, Jeremiah, vs Toledo (Sep 07, 2013)
Punts	9	Toth, Erich, at Indiana (Sep 21, 2013)
Punting Avg	48.0	PENZA, Vince, vs Toledo (Sep 07, 2013)
Long Punt	57	Toth, Erich, at Indiana (Sep 21, 2013)
Punts inside 20	2	Jones, Paul, vs ASU (Sep 28, 2013)
Long Punt Return	29	REEDY, Bernard, vs Toledo (Sep 07, 2013)
Long Kickoff Return	59	REEDY, Bernard, vs Toledo (Sep 07, 2013)
Tackles	13	SYLVESTRE, J., vs Toledo (Sep 07, 2013)
Sacks	1.5	Shaw, Zack, at Indiana (Sep 21, 2013)
Tackles For Loss	2.5	Shaw, Zack, at Indiana (Sep 21, 2013)
Interceptions	2	Heban, Greg, at Indiana (Sep 21, 2013)



2013 Mizzou Tiger Football
Missouri Game Superlatives (as of Sep 29, 2013)
All games



OPPONENT TEAM GAME HIGHS

Rushes	41	vs ASU (Sep 28, 2013)
Yards Rushing	125	vs Toledo (Sep 07, 2013)
Yards Per Rush	5.4	vs Toledo (Sep 07, 2013)
TD Rushes	2	at Indiana (Sep 21, 2013)
Pass attempts	53	at Indiana (Sep 21, 2013)
Pass completions	37	vs ASU (Sep 28, 2013)
Yards Passing	377	at Indiana (Sep 21, 2013)
Yards Per Pass	7.1	at Indiana (Sep 21, 2013)
TD Passes	2	vs Murray State (Aug 31, 2013)
	2	at Indiana (Sep 21, 2013)
Total Plays	88	vs ASU (Sep 28, 2013)
Total Offense	475	at Indiana (Sep 21, 2013)
Yards Per Play	6.0	vs Toledo (Sep 07, 2013)
Points	28	at Indiana (Sep 21, 2013)
Sacks By	4	vs Toledo (Sep 07, 2013)
First Downs	25	vs ASU (Sep 28, 2013)
Penalties	10	vs ASU (Sep 28, 2013)
Penalty Yards	70	vs ASU (Sep 28, 2013)
Turnovers	3	vs Murray State (Aug 31, 2013)
	3	vs Toledo (Sep 07, 2013)
	3	at Indiana (Sep 21, 2013)
Interceptions By	2	at Indiana (Sep 21, 2013)
Punts	9	at Indiana (Sep 21, 2013)
Punting Avg	44.8	vs ASU (Sep 28, 2013)
Long Punt	57	at Indiana (Sep 21, 2013)
Punts inside 20	2	vs ASU (Sep 28, 2013)
Long Punt Return	29	vs Toledo (Sep 07, 2013)



2013 Mizzou Tiger Football
Missouri Red-Zone Results (as of Sep 29, 2013)
All games



Missouri Inside Opponent Red-Zone

Date	Opponent	Score	Times In RZ	Times Scored	Total Pts	Rush TDs	Pass TDs	FGs Made	Failed to score inside RZ						
									FGA	Down	Int	Fumb	Half	Game	
Aug 31, 2013	MURRAY STATE	W 58-14	5	4	28	4	3	1	0	1	0	0	0	0	0
Sep 07, 2013	TOLEDO	W 38-23	6	5	31	4	3	1	1	0	0	0	0	1	0
Sep 21, 2013	at Indiana	W 45-28	5	5	31	4	2	2	1	0	0	0	0	0	0
Sep 28, 2013	ASU	W 41-19	7	5	34	5	3	2	0	1	0	0	0	1	0
Totals			23	19	124	17	11	6	2	2	0	0	0	2	0
19 of 23 (82.6%)															

Opponents Inside Missouri Red-Zone

Date	Opponent	Score	Times In RZ	Times Scored	Total Pts	Rush TDs	Pass TDs	FGs Made	Failed to score inside RZ						
									FGA	Down	Int	Fumb	Half	Game	
Aug 31, 2013	MURRAY STATE	W 58-14	2	2	14	2	0	2	0	0	0	0	0	0	0
Sep 07, 2013	TOLEDO	W 38-23	4	3	13	1	1	0	2	0	0	1	0	0	0
Sep 21, 2013	at Indiana	W 45-28	3	3	22	3	2	1	0	0	0	0	0	0	0
Sep 28, 2013	ASU	W 41-19	5	4	16	1	0	1	3	0	0	0	0	1	0
Totals			14	12	65	7	3	4	5	0	0	1	0	1	0
12 of 14 (85.7%)															



2013 Mizzou Tiger Football
Missouri By-Quarter Statistics (as of Sep 29, 2013)
All games



3rd-Down Conversions

Date	Opponent	Score	Overall	1st Qtr	2nd Qtr	3rd Qtr	4th Qtr	Overtime
Aug 31, 2013	MURRAY STATE	W 58-14	11-16 68.8	1-2 50.0	4-6 66.7	5-6 83.3	1-2 50.0	
Sep 07, 2013	TOLEDO	W 38-23	9-15 60.0	3-5 60.0	1-2 50.0	2-3 66.7	3-5 60.0	
Sep 21, 2013	at Indiana	W 45-28	8-16 50.0	1-3 33.3	2-3 66.7	2-5 40.0	3-5 60.0	
Sep 28, 2013	ASU	W 41-19	3-7 42.9	0-2 0.0	0-1 0.0	1-2 50.0	2-2 100.0	
	Missouri		31-54 57.4	5-12 41.7	7-12 58.3	10-16 62.5	9-14 64.3	0-0 0.0
	Opponents		27-67 40.3	5-17 29.4	12-22 54.5	5-15 33.3	5-13 38.5	0-0 0.0

4th-Down Conversions

Date	Opponent	Score	Overall	1st Qtr	2nd Qtr	3rd Qtr	4th Qtr	Overtime
Aug 31, 2013	MURRAY STATE	W 58-14	0-1 0.0	0-0 0.0	0-0 0.0	0-1 0.0	0-0 0.0	
Sep 07, 2013	TOLEDO	W 38-23	1-1 100.0	0-0 0.0	0-0 0.0	0-0 0.0	1-1 100.0	
Sep 21, 2013	at Indiana	W 45-28	1-1 100.0	1-1 100.0	0-0 0.0	0-0 0.0	0-0 0.0	
Sep 28, 2013	ASU	W 41-19	0-0 0.0	0-0 0.0	0-0 0.0	0-0 0.0	0-0 0.0	
	Missouri		2-3 66.7	1-1 100.0	0-0 0.0	0-1 0.0	1-1 100.0	0-0 0.0
	Opponents		2-4 50.0	1-1 100.0	0-1 0.0	0-0 0.0	1-2 50.0	0-0 0.0

Time of Possession

Date	Opponent	Score	Overall	1st Qtr	2nd Qtr	3rd Qtr	4th Qtr	Overtime
Aug 31, 2013	MURRAY STATE	W 58-14	29:19	6:04	9:11	10:25	3:39	
Sep 07, 2013	TOLEDO	W 38-23	32:31	8:14	7:10	6:23	10:44	
Sep 21, 2013	at Indiana	W 45-28	36:45	9:40	7:52	9:34	9:39	
Sep 28, 2013	ASU	W 41-19	25:48	5:56	3:16	9:35	7:01	
	Missouri	Total	124:23	29:54	27:29	35:57	31:03	0:00
		Avg.	31:05	7:28	6:52	8:59	7:45	0:00
	Opponents	Total	115:31	30:06	32:31	24:03	28:51	0:00
		Avg.	28:52	7:31	8:07	6:00	7:12	0:00



2013 Mizzou Tiger Football
Missouri Games Played (as of Sep 29, 2013)
All games



##	PLAYER	GP-GS	MUR	TOLEDO	IND	ASU
97	Augusta, Josh	4/-	XXX	XXX	XXX	XXX
99	Baggett, Andrew	4/-	XXX	XXX	XXX	XXX
13	Berkstresser, C	1/-	XXX
77	Boehm, Evan	4/4	START	START	START	START
8	Bonner, Donovan	4/2	XXX	XXX	START	START
9D	Brantley, Harol	4/1	XXX	XXX	XXX	START
54	Brennan, Michae	1/-	XXX
92	Brinser, Christ	4/-	XXX	XXX	XXX	XXX
68	Britt, Justin	4/4	START	START	START	START
10	Brothers, Kentr	4/4	START	START	START	START
5B	Browning, Cortl	4/-	XXX	XXX	XXX	XXX
55	Burnett, Brayde	4/-	XXX	XXX	XXX	XXX
51	Carberry, Steph	1/-	XXX
62	Chappell, Taylo	2/-	XXX	XXX
14	Clark, Jaleel	4/-	XXX	XXX	XXX	XXX
61	Copeland, Max	3/2	START	START	...	XXX
16	Copelin, Levi	4/-	XXX	XXX	XXX	XXX
80	Culkin, Sean	4/1	XXX	START	XXX	XXX
47	Ealy, Kony	4/4	START	START	START	START
4X	Easterly, Danie	4/-	XXX	XXX	XXX	XXX
98	Echard, Clayton	4/-	XXX	XXX	XXX	XXX
94	Foster, Marvin	4/-	XXX	XXX	XXX	XXX
1	Franklin, James	4/4	START	START	START	START
31	Gaines, E.J.	4/4	START	START	START	START
70	Gatti, Anthony	4/2	XXX	XXX	START	START
1G	Gibson, John	2/-	XXX	XXX
33	Golden, Markus	4/-	XXX	XXX	XXX	XXX
40	Green, Clarence	4/-	XXX	XXX	XXX	XXX
15	Green-Beckham,	4/4	START	START	START	START
73	Hall, Mitch L.	4/-	XXX	XXX	XXX	XXX
32	Hansbrough, Rus	4/-	XXX	XXX	XXX	XXX
95	Hatley, Rickey	2/-	XXX	XXX
89	Hoch, Matt	3/3	START	START	START	...
88	Hunt, Jimmie	4/-	XXX	XXX	XXX	XXX
35	Hunt, Tyler	3/-	...	XXX	XXX	XXX
86	Hurrell, Jake	4/-	XXX	XXX	XXX	XXX
3	Johnson, David	3/-	XXX	XXX	XXX	...
20	Josey, Henry	4/4	START	START	START	START
18	Leftwich, Wesle	2/-	XXX	XXX
85	Lucas, Marcus	4/4	START	START	START	START
7X	Mauk, Maty	4/-	XXX	XXX	XXX	XXX
60	McGovern, Conno	4/4	START	START	START	START
63	McNulty, Brad	3/-	XXX	...	XXX	XXX
65	Morse, Mitch	4/4	START	START	START	START
6	Murphy, Marcus	4/-	XXX	XXX	XXX	XXX
25	Newsom, Donavin	4/-	XXX	XXX	XXX	XXX
84	Otte, Gavin	2/-	XXX	XXX



2013 Mizzou Tiger Football
Missouri Games Played (as of Sep 29, 2013)
All games



##	PLAYER	GP-GS	MUR	TOLEDO	IND	ASU
28	Payton, Ernest	1/-	XXX
46	Peasel, Kyle	4/-	XXX	XXX	XXX	XXX
11	Penton, Aarion	4/-	XXX	XXX	XXX	XXX
7	Ponder, Randy	4/4	START	START	START	START
56	Ray, Shane	4/-	XXX	XXX	XXX	XXX
12	Ruise, Darwin	4/-	XXX	XXX	XXX	XXX
52	Sam, Michael	4/4	START	START	START	START
21	Sasser, Bud	4/3	START	XXX	START	START
30	Scherer, Michae	4/-	XXX	XXX	XXX	XXX
2S	Simon, Ian	4/3	START	START	START	XXX
2X	Singleton, Duro	4/-	XXX	XXX	XXX	XXX
26	Smith, Xavier	2/-	XXX	XXX
36	Steward, Morgan	3/-	XXX	...	XXX	XXX
96	Vincent, Lucas	4/4	START	START	START	START
2	Washington, L'D	4/4	START	START	START	START
81	Waters, Eric	4/-	XXX	XXX	XXX	XXX
9X	Webb, Braylon	4/4	START	START	START	START
8W	White, Darius	4/-	XXX	XXX	XXX	XXX
24	White, Greg	3/-	XXX	...	XXX	XXX
17	White, Matt	4/4	START	START	START	START
76	Williams, Jorda	2/-	XXX	XXX
48	Wilson, Andrew	4/3	START	START	XXX	START
50	Winston, Evan	1/-	XXX



2013 Mizzou Tiger Football
Missouri Total Tackles Game-by-Game (as of Sep 29, 2013)
All games



Total Tackles	UA-A	Total	MUR	TOLEDO	IND	ASU
Wilson, Andrew LB	12-14	26	-	1-5	3-0	8-9
Gaines, E.J. CB	19-7	26	3-1	4-4	4-1	8-1
Webb, Braylon	15-7	22	4-0	3-3	3-1	5-3
Simon, Ian SS	9-9	18	2-1	2-2	3-2	2-4
Sam, Michael DE	12-5	17	4-3	2-1	2-0	4-1
Ruise, Darvin LB	7-10	17	3-1	1-5	1-2	2-2
White, Matt	11-6	17	1-3	2-2	4-1	4-0
Bonner, Donovan LB	11-5	16	4-0	2-4	3-0	2-1
Ray, Shane DE	10-5	15	-	1-2	3-2	6-1
Brothers, Kentr LB	7-6	13	2-0	0-2	2-2	3-2
Ponder, Randy CB	9-3	12	1-0	1-1	6-1	1-1
Brantley, Harol DL	9-2	11	2-1	3-0	2-0	2-1
Golden, Markus DL	6-4	10	2-0	-	1-1	3-3
Vincent, Lucas DL	6-3	9	3-1	2-0	0-1	1-1
Singleton, Duro DB	3-3	6	0-1	2-1	-	1-1
Hoch, Matt DT	4-2	6	2-1	1-0	1-1	DNP
Burnett, Brayde DE	5-1	6	3-1	-	1-0	1-0
Ealy, Kony DE	4-2	6	-	2-2	1-0	1-0
Penton, Aarion DB	3-1	4	-	-	1-0	2-1
Augusta, Josh DL	3-1	4	2-1	-	-	1-0
Foster, Marvin DL	0-3	3	0-1	0-1	-	0-1
Lucas, Marcus	2-0	2	-	1-0	1-0	-
Payton, Ernest CB	2-0	2	2-0	DNP	DNP	DNP
Washington, L'D	2-0	2	-	-	1-0	1-0
Scherer, Michae LB	1-1	2	1-0	-	0-1	-
Johnson, David CB	2-0	2	2-0	-	-	DNP
Browning, Cortl	1-0	1	-	-	1-0	-
Winston, Evan DL	1-0	1	1-0	DNP	DNP	DNP
Clark, Jaleel	1-0	1	1-0	-	-	-
Gibson, John CB	0-1	1	DNP	DNP	-	0-1
Echard, Clayton DE	0-1	1	-	0-1	-	-
Hurrell, Jake	0-1	1	0-1	-	-	-
Newsom, Donavin LB	1-0	1	1-0	-	-	-
Steward, Morgan	0-1	1	0-1	DNP	-	-



2013 Mizzou Tiger Football
Missouri Passing Game-by-Game (as of Sep 29, 2013)
All games



#1 Franklin, James	Comp	Att	Int	Pct	Yards	TD	Long	Sacked	Effic
Murray State	26	38	0	68.4	318	3	44	1-6	164.77
Toledo	16	25	1	64.0	212	1	51	2-12	140.43
Indiana	32	47	2	68.1	343	2	41	3-17	134.92
ASU	21	30	0	70.0	256	3	68	1-3	174.68
TOTALS	95	140	3	67.9	1129	9	68	7-38	152.53

#7X Mauk, Maty	Comp	Att	Int	Pct	Yards	TD	Long	Sacked	Effic
Murray State	2	3	0	66.7	18	0	11	0-0	117.07
TOTALS	2	3	0	66.7	18	0	11	2-17	117.07

#13 Berkstresser, C	Comp	Att	Int	Pct	Yards	TD	Long	Sacked	Effic
Murray State	0	1	0	0.0	0	0	0	0-0	0.00
TOTALS	0	1	0	0.0	0	0	0	0-0	0.00



2013 Mizzou Tiger Football
 Missouri Rushing/Receiving Game-by-Game (as of Sep 29, 2013)
 All games



RUSHING	No-Yds/TD	MUR	TOLEDO	IND	ASU
Hansbrough, Rus TB	39-335/3	8-104/2	10-31/0	13-104/1	8-96/0
Josey, Henry TB	40-238/4	13-113/1	9-26/2	12-47/0	6-52/1
Murphy, Marcus TB	31-224/4	7-56/1	8-56/1	10-67/1	6-45/1
Franklin, James QB	41-215/2	6-44/0	17-77/0	13-61/1	5-33/1
Steward, Morgan TB	10-39/1	8-25/1	DNP	-	2-14/0
White, Greg TB	3-16/0	3-16/0	DNP	-	-
Webb, Braylon	1-3/0	-	-	1-3/0	-
TEAM	3--4/0	DNP	1--1/0	1--2/0	1--1/0
Mauk, Maty QB	2--17/0	-	2--17/0	-	-

RECEIVING	No-Yds/TD	MUR	TOLEDO	IND	ASU
Green-Beckham, WR	21-334/4	4-83/0	5-51/1	8-105/1	4-95/2
Washington, L'D WR	19-254/3	3-32/1	5-78/0	5-77/1	6-67/1
Lucas, Marcus WR	21-202/0	4-33/0	3-28/0	10-101/0	4-40/0
Hunt, Jimmie WR	10-83/1	2-26/1	-	6-44/0	2-13/0
Sasser, Bud WR	8-67/0	4-41/0	1-4/0	-	3-22/0
Clark, Jaleel WR	7-59/0	5-51/0	-	2-8/0	-
Copelin, Levi WR	2-58/0	1-7/0	1-51/0	-	-
White, Darius WR	4-56/1	2-44/1	1-0/0	-	1-12/0
Josey, Henry TB	3-17/0	1-2/0	-	1-8/0	1-7/0
Waters, Eric TE	1-11/0	1-11/0	-	-	-
Culkin, Sean TE	1-6/0	1-6/0	-	-	-



2013 Mizzou Tiger Football
Missouri Return Stats Game-by-Game (as of Sep 29, 2013)
All games



PUNT RETURNS	No-Yds	MUR	TOLEDO	IND	ASU
Murphy, Marcus	9-47	5-15	2-22	-	2-10
Newsom, Donavin	1-0	-	1-0	-	-

KICK RETURNS	No-Yds	MUR	TOLEDO	IND	ASU
Murphy, Marcus	8-171	1-21	2-42	1-18	4-90

INT. RETURNS	No-Yds	MUR	TOLEDO	IND	ASU
Gaines, E.J.	3-0	2-0	-	-	1-0
Webb, Braylon	1-9	1-9	-	-	-
Brothers, Kentr	1-14	-	-	1-14	-
Ealy, Kony	1-49	-	-	1-49	-
Golden, Markus	1-70	-	1-70	-	-
Simon, Ian	1-1	-	1-1	-	-
White, Matt	1-10	-	1-10	-	-
Ruise, Darwin	1-19	-	-	1-19	-

FUMBLE RETURNS	No-Yds	MUR	TOLEDO	IND	ASU
-----------------------	---------------	------------	---------------	------------	------------



2013 Mizzou Tiger Football
Missouri Sacks Game-by-Game (as of Sep 29, 2013)
All games



SACKS	UA-A	Total	MUR	TOLEDO	IND	ASU
Sam, Michael DE	3-0	3.0	-	-	-	3.0-19
Augusta, Josh DL	2-0	2.0	1.0-5	-	-	1.0-1
Vincent, Lucas DL	1-0	1.0	1.0-2	-	-	-
Brothers, Kentr LB	1-0	1.0	1.0-2	-	-	-
Burnett, Brayde DE	1-0	1.0	-	-	-	1.0-3



2013 Mizzou Tiger Football
Missouri Tackle For Loss Game-by-Game (as of Sep 29, 2013)
All games



TACKLES FOR LOSS	UA-A	Total	MUR	TOLEDO	IND	ASU
Sam, Michael DE	7-0	7.0	2.0-11	2.0-2	-	3.0-19
Brantley, Harol DL	3-0	3.0	-	1.0-1	2.0-3	-
Ray, Shane DE	3-0	3.0	-	-	1.0-2	2.0-4
Augusta, Josh DL	3-0	3.0	2.0-7	-	-	1.0-1
Golden, Markus DL	2-0	2.0	-	-	1.0-7	1.0-2
Gaines, E.J. CB	2-0	2.0	-	-	1.0-4	1.0-7
Bonner, Donovan LB	2-0	2.0	1.0-1	-	-	1.0-4
Wilson, Andrew LB	1-1	1.5	-	0.5-1	1.0-1	-
Brothers, Kentr LB	1-0	1.0	1.0-2	-	-	-
Johnson, David CB	1-0	1.0	1.0-3	-	-	DNP
Scherer, Michae LB	1-0	1.0	1.0-1	-	-	-
Payton, Ernest CB	1-0	1.0	1.0-1	DNP	DNP	DNP
Vincent, Lucas DL	1-0	1.0	1.0-2	-	-	-
Simon, Ian SS	1-0	1.0	-	1.0-3	-	-
Burnett, Brayde DE	1-0	1.0	-	-	-	1.0-3
Webb, Braylon	1-0	1.0	-	-	-	1.0-12
Ealy, Kony DE	0-1	0.5	-	0.5-2	-	-



2013 Mizzou Tiger Football
Missouri Fumbles Game-by-Game (as of Sep 29, 2013)
All games



<u>FUMBLES</u>	<u>No-Lost</u>	<u>MUR</u>	<u>TOLEDO</u>	<u>IND</u>	<u>ASU</u>
Sasser, Bud WR	1-1	1-1	-	-	-
Murphy, Marcus TB	1-1	-	-	-	1-1
Lucas, Marcus WR	1-1	-	-	1-1	-

<u>FUMBLES FORCED</u>	<u>Number</u>	<u>MUR</u>	<u>TOLEDO</u>	<u>IND</u>	<u>ASU</u>
Golden, Markus	1	-	-	1	-
Sam, Michael	1	-	-	-	1

<u>FUMBLES RECOVERED</u>	<u>Number</u>	<u>MUR</u>	<u>TOLEDO</u>	<u>IND</u>	<u>ASU</u>
--------------------------	---------------	------------	---------------	------------	------------



2013 Mizzou Tiger Football
Missouri Individual Season/Career Statistics (as of Sep 29, 2013)
All games



SEASON

CAREER

Rushing	gp	att	gain	loss	net	avg	td	lg	avg/g	gp	att	gain	loss	net	avg	td	lg	avg/g
Hansbrough, Russell	4	39	335	0	335	8.6	3	51	83.8	13	76	491	17	474	6.2	3	51	36.5
Josey, Henry	4	40	247	9	238	5.9	4	68	59.5	27	261	1899	56	1843	7.1	18	68	68.3
Murphy, Marcus	4	31	226	2	224	7.2	4	31	56.0	28	99	669	13	656	6.6	7	69	23.4
Franklin, James	4	41	253	38	215	5.2	2	26	53.8	36	369	1828	394	1434	3.9	19	34	39.8
Steward, Morgan	3	10	43	4	39	3.9	1	10	13.0	3	10	43	4	39	3.9	1	10	13.0
White, Greg	3	3	16	0	16	5.3	0	10	5.3	9	16	66	4	62	3.9	0	17	6.9
Webb, Braylon	4	1	3	0	3	3.0	0	3	0.8	28	1	3	0	3	3.0	0	3	0.1
TEAM	3	3	0	4	-4	-1.3	0	0	-1.3									
Mauk, Maty	4	2	0	17	-17	-8.5	0	0	-4.2	4	2	0	17	-17	-8.5	0	0	-4.2
Total	4	170	1123	74	1049	6.2	14	68	262.2									
Opponents	4	126	551	88	463	3.7	3	32	115.8									

Passing	gp	effic	comp-att-int	pct	yds	td	lg	avg/g	gp	effic	comp-att-int	pct	yds	td	lg	avg/g
Franklin, James	4	152.53	95-140-3	67.9	1129	9	68	282.2	36	137.42	483-764-22	63.2	5662	41	80	157.3
Mauk, Maty	4	117.07	2-3-0	66.7	18	0	11	4.5	4	117.07	2-3-0	66.7	18	0	11	4.5
Berkstresser, Corbin	1	0.00	0-1-0	0.0	0	0	0	0.0	11	100.82	88-178-7	49.4	1059	5	85	96.3
Total	4	150.73	97-144-3	67.4	1147	9	68	286.8								
Opponents	4	116.56	115-180-10	63.9	1131	6	77	282.8								

Receiving	gp	no.	yds	avg	td	lg	avg/g	gp	no.	yds	avg	td	lg	avg/g
Green-Beckham, Dorial	4	21	334	15.9	4	68	83.5	15	49	729	14.9	9	80	48.6
Lucas, Marcus	4	21	202	9.6	0	26	50.5	39	93	1148	12.3	8	53	29.4
Washington, L'Damian	4	19	254	13.4	3	25	63.5	41	69	1096	15.9	8	74	26.7
Hunt, Jimmie	4	10	83	8.3	1	22	20.8	28	22	336	15.3	5	54	12.0
Sasser, Bud	4	8	67	8.4	0	18	16.8	25	21	314	15.0	1	85	12.6
Clark, Jaleel	4	7	59	8.4	0	14	14.8	42	8	65	8.1	0	14	1.5
White, Darius	4	4	56	14.0	1	37	14.0	4	4	56	14.0	1	37	14.0
Josey, Henry	4	3	17	5.7	0	8	4.2	27	17	127	7.5	0	36	4.7
Copelin, Levi	4	2	58	29.0	0	51	14.5	4	2	58	29.0	0	51	14.5
Waters, Eric	4	1	11	11.0	0	11	2.8	39	7	84	12.0	1	42	2.2
Culkin, Sean	4	1	6	6.0	0	6	1.5	4	1	6	6.0	0	6	1.5
Total	4	97	1147	11.8	9	68	286.8							
Opponents	4	115	1131	9.8	6	77	282.8							

Total Offense	g	plays	rush	pass	total	avg/g	g	plays	rush	pass	total	avg/g
Franklin, James	4	181	215	1129	1344	336.0	36	1133	1434	5662	7096	197.1
Hansbrough, Russell	4	39	335	0	335	83.8	13	76	474	0	474	36.5
Josey, Henry	4	40	238	0	238	59.5	27	261	1843	0	1843	68.3
Murphy, Marcus	4	31	224	0	224	56.0	28	99	656	0	656	23.4
Steward, Morgan	3	10	39	0	39	13.0	3	10	39	0	39	13.0
White, Greg	3	3	16	0	16	5.3	9	16	62	0	62	6.9
Webb, Braylon	4	1	3	0	3	0.8	28	1	3	0	3	0.1
Mauk, Maty	4	5	-17	18	1	0.2	4	5	-17	18	1	0.2
TEAM	3	3	-4	0	-4	-1.3						
Total	4	314	1049	1147	2196	549.0						
Opponents	4	306	463	1131	1594	398.5						



2013 Mizzou Tiger Football
Missouri Individual Season/Career Statistics (as of Sep 29, 2013)
All games



SEASON

CAREER

Scoring	SEASON		PAT					dpx	saf	pts	CAREER		PAT					dpx	saf	pts
	td	fg	kick	rush	rcv	pass	td				fg	kick	rush	rcv	pass					
Baggett, Andrew	-	3-6	23-24	-	-	-	-	-	-	32	-	17-26	56-61	-	-	-	-	-	-	107
Green-Beckham, Dorial	4	-	-	-	-	-	-	-	-	24	9	-	-	-	-	-	-	-	-	54
Murphy, Marcus	4	-	-	-	-	-	-	-	-	24	11	-	-	-	-	-	-	-	-	66
Josey, Henry	4	-	-	-	-	-	-	-	-	24	18	-	-	-	-	-	-	-	-	108
Hansbrough, Russell	3	-	-	-	-	-	-	-	-	18	3	-	-	-	-	-	-	-	-	18
Washington, L'Damian	3	-	-	-	-	-	-	-	-	18	8	-	-	-	-	-	-	-	-	48
Franklin, James	2	-	-	-	-	0-1	-	-	-	12	19	-	-	-	0-2	-	-	-	-	114
White, Darius	1	-	-	-	-	-	-	-	-	6	1	-	-	-	-	-	-	-	-	6
Ealy, Kony	1	-	-	-	-	-	-	-	-	6	1	-	-	-	-	-	-	-	-	6
Hunt, Jimmie	1	-	-	-	-	-	-	-	-	6	6	-	-	-	-	-	-	-	-	36
Steward, Morgan	1	-	-	-	-	-	-	-	-	6	1	-	-	-	-	-	-	-	-	6
Golden, Markus	1	-	-	-	-	-	-	-	-	6	1	-	-	-	-	-	-	-	-	6
Total	25	3-6	23-24	-	-	0-1	-	-	-	182										
Opponents	9	7-8	7-7	1-1	-	0-1	-	-	-	84										

Punt Returns	no.	yds	avg	td	lg	no.	yds	avg	td	lg
Murphy, Marcus	9	47	5.2	0	17	36	421	11.7	3	72
Newsom, Donavin	1	0	0.0	0	0	1	0	0.0	0	0
Total	10	47	4.7	0	17					
Opponents	3	29	9.7	0	29					

Kick Returns	no.	yds	avg	td	lg	no.	yds	avg	td	lg
Murphy, Marcus	8	171	21.4	0	28	51	1104	21.6	1	98
Total	8	171	21.4	0	28					
Opponents	5	145	29.0	0	59					

Interceptions	no.	yds	avg	td	lg	no.	yds	avg	td	lg
Gaines, E.J.	3	0	0.0	0	0	6	54	9.0	0	54
Brothers, Kentrell	1	14	14.0	0	14	1	14	14.0	0	14
Ealy, Kony	1	49	49.0	1	49	1	49	49.0	1	49
Ruise, Darvin	1	19	19.0	0	19	1	19	19.0	0	19
Webb, Braylon	1	9	9.0	0	9	1	9	9.0	0	9
Simon, Ian	1	1	1.0	0	1	1	1	1.0	0	1
White, Matt	1	10	10.0	0	10	1	10	10.0	0	10
Golden, Markus	1	70	70.0	1	70	1	70	70.0	1	70
Total	10	172	17.2	2	70					
Opponents	3	27	9.0	0	24					

Fumble Returns	no.	yds	avg	td	lg	no.	yds	avg	td	lg
Total	0	0	0.0	0	0					
Opponents	1	7	7.0	0	7					



2013 Mizzou Tiger Football
Missouri Individual Season/Career Statistics (as of Sep 29, 2013)
All games



All Purpose	SEASON								CAREER							
	g	rush	rcv	pr	kr	ir	total	avg/g	g	rush	rcv	pr	kr	ir	total	avg/g
Murphy, Marcus	4	224	0	47	171	0	442	110.5	28	656	27	421	1104	0	2208	78.9
Hansbrough, Rus	4	335	0	0	0	0	335	83.8	13	474	0	0	56	0	530	40.8
Green-Beckham,	4	0	334	0	0	0	334	83.5	15	16	729	0	0	0	745	49.7
Josey, Henry	4	238	17	0	0	0	255	63.8	27	1843	127	0	169	0	2139	79.2
Washington, L'D	4	0	254	0	0	0	254	63.5	41	5	1096	0	0	0	1101	26.9
Franklin, James	4	215	0	0	0	0	215	53.8	36	1434	31	0	0	0	1465	40.7
Lucas, Marcus	4	0	202	0	0	0	202	50.5	39	0	1148	0	0	0	1148	29.4
Hunt, Jimmie	4	0	83	0	0	0	83	20.8	28	28	336	0	168	0	532	19.0
Golden, Markus	4	0	0	0	0	70	70	17.5	16	0	0	0	0	70	70	4.4
Sasser, Bud	4	0	67	0	0	0	67	16.8	25	0	314	0	0	0	314	12.6
Clark, Jaleel	4	0	59	0	0	0	59	14.8	42	0	65	0	0	0	65	1.5
Copelin, Levi	4	0	58	0	0	0	58	14.5	4	0	58	0	0	0	58	14.5
White, Darius	4	0	56	0	0	0	56	14.0	4	0	56	0	0	0	56	14.0
Ealy, Kony	4	0	0	0	0	49	49	12.2	28	0	0	0	0	49	49	1.8
Steward, Morgan	3	39	0	0	0	0	39	13.0	3	39	0	0	0	0	39	13.0
Ruise, Darwin	4	0	0	0	0	19	19	4.8	28	0	0	0	0	19	19	0.7
White, Greg	3	16	0	0	0	0	16	5.3	9	62	13	0	0	0	75	8.3
Brothers, Kentrell	4	0	0	0	0	14	14	3.5	15	0	0	0	0	14	14	0.9
Webb, Braylon	4	3	0	0	0	9	12	3.0	28	3	0	0	0	9	12	0.4
Waters, Eric	4	0	11	0	0	0	11	2.8	39	0	84	24	0	0	108	2.8
White, Matt	4	0	0	0	0	10	10	2.5	42	0	0	0	0	10	10	0.2
Culkin, Sean	4	0	6	0	0	0	6	1.5	4	0	6	0	0	0	6	1.5
Simon, Ian	4	0	0	0	0	1	1	0.2	14	0	0	0	0	1	1	0.1
TEAM	3	-4	0	0	0	0	-4	-1.3								
Mauk, Maty	4	-17	0	0	0	0	-17	-4.2	4	-17	0	0	0	0	-17	-4.2
Total	4	1049	1147	47	171	172	2586	646.5								
Opponents	4	463	1131	29	145	27	1795	448.8								

Field Goals	att	good	long	blkd	att	good	long	blkd
Baggett, Andrew	6	3	43	0	26	17	46	1
Total	6	3	43	0				
Opponents	8	7	46	0				

Punting	no.	yds	avg	lg	blk	no.	yds	avg	lg	blk
Brinser, Christian	14	611	43.6	59	0	15	658	43.9	59	0
Total	14	611	43.6	59	0					
Opponents	25	997	39.9	57	0					

Kickoffs	no.	yds	avg	tb	ob	no.	yds	avg	tb	ob
Baggett, Andrew	31	2020	65.2	26	0	63	3972	63.0	37	0
Total	31	2020	65.2	26	0					
Opponents	20	1270	63.5	12	0					

NUMERICAL

No.	Last, First	Pos.
1	Franklin, James**	QB
1	Gibson, John	DB
2	Singleton, Duron	DB
2	Washington, L'Damian***	WR
3	Jackson, Luke	PK
3	Johnson, David	DB
4	Fasterly, Daniel**	DB
4	Moore, J'Mon	WR
5	Browning, Cortland	S
5	Driskell, James	WR
6	Murphy, Marcus**	TB
7	Mauk, Maty	QB
7	Ponder, Randy**	DB
8	Bonner, Donovan***	LB
8	White, Darius	WR
9	Printz, Eddie	QB
9	Webb, Braylon**	S
10	Bondurant, Brock	S
10	Brothers, Kentrell*	LB
11	Hosick, Trent	QB
11	Penton, Aaron	DB
12	Ruise, Darwin*	DB
12	Soper, Preston	PK
13	Berkstresser, Corbin*	QB
13	Ward, Chaston	S
14	Clark, Jaleel***	WR
15	Green-Beckham, Dorial*	WR
16	Copelin, Levi	WR
17	White, Matt***	S
18	Leftwich, Wesley	WR
19	Rupert, Shaun	S
20	Josey, Henry**	TB
21	Sasser, Bud*	WR
21	Simon, Ian*	S
22	Sherrills, Anthony	DB
24	White, Greg	TB
25	Newsom, Donavin	LB
26	Smith, Xavier**	DB
28	Payton, Ernest*	DB
30	Scherer, Michael	LB
31	Gaines, E.J.***	DB
32	Hansbrough, Russell*	TB
33	Golden, Markus*	DL
34	Burkett, Joey	LB
35	Hunt, Tyler	TB
35	Loud, Marcus	DL
36	Steward, Morgan	TB
38	Beisel, Eric	LB
39	Drummond, Miles	TB
40	Green, Clarence	LB
45	Davis, Tyler	DB
46	Peasel, Kyle	TE
47	Ealy, Kony**	DL
48	Wilson, Andrew***	LB
50	Winston, Evan	DL
51	Carberry, Stephen	OL
52	Sam, Michael***	DL
54	Brennan, Michael	LB
55	Burnett, Brayden***	DL
56	Luce, Robert	OL
56	Ray, Shane*	DL
57	Abeln, Alec	OL
60	McGovern, Connor*	OL
61	Copeland, Max*	OL
62	Chappell, Taylor	OL
63	McNulty, Brad*	OL
64	Osborne, Dequinton	DL
65	Morse, Mitch**	OL
66	Ploudre, Adam	OL
67	Boddie, Michael	OL
68	Britt, Justin***	OL
69	Hall, Mitch H.*	OL
70	Gatti, Anthony	OL
72	Rhodes, Clay	OL
73	Hall, Mitch L.	OL
75	Logan, A.J.	DL
76	Williams, Jordan	OL
77	Boehm, Evan*	OL
78	Demien, Nick	OL
80	Culkin, Sean	TE
81	Waters, Eric***	TE
82	Reese, Jason	TE
84	Otte, Gavin	WR
85	Lucas, Marcus***	WR
86	Hurrell, Jake	OL
87	Crawford, Nate	DL
88	Hunt, Jimmie**	WR
89	Hoch, Matt**	DL
90	Brantley, Harold	DL
91	Harris, Charles	DL
92	Brinser, Christian	P
94	Foster, Marvin**	DL
95	Hatley, Rickey	DL
96	Vincent, Lucas**	DL
97	Augusta, Josh	DL
99	Baggett, Andrew*	PK
99	Butler, David	DL

MIZZOU AT VANDERBILT - OCT. 5, 2013

No.	Last, First	Pos.	Ht.	Wt.	Yr.	Hometown (High School/Previous College)
57	Abeln, Alec	OL	6-3	290	Fr.	St. Louis, Mo. (University HS)
97	Augusta, Josh	DL	6-4	300	Fr.	Peoria, Ill.
99	Baggett, Andrew*	PK	6-1	215	So.	Lee's Summit, Mo. (North)
38	Beisel, Eric	LB	6-3	235	Fr.	Fenton, Mo. (Rockwood Summit)
13	Berkstresser, Corbin*	QB	6-3	225	So.	Lee's Summit, Mo.
67	Boddie, Michael	OL	6-5	295	So.	Gilmer, Texas
77	Boehm, Evan*	OL	6-3	315	So.	Lee's Summit, Mo. (West)
10	Bondurant, Brock	S	6-2	215	RSFr.	Memphis, Mo. (Scotland Co. R-I)
8	Bonner, Donovan***	LB	6-1	245	Sr.	Dallas, Texas (Lincoln)
90	Brantley, Harold	DL	6-3	290	RSFr.	Hershey, Pa.
92	Brennan, Michael	LB	6-2	235	Sr.	Kahoka, Mo. (Clark County)
92	Brinser, Christian	P	6-2	200	Jr.	Liberty, Mo.
68	Britt, Justin***	OL	6-6	315	Sr.	Lebanon, Mo.
10	Brothers, Kentrell*	LB	6-1	240	So.	Guthrie, Okla.
5	Browning, Cortland	S	6-1	205	So.	Tyler, Texas (Lee)
34	Burkett, Joey	LB	6-2	205	Fr.	Jefferson City, Mo.
55	Burnett, Brayden***	DL	6-2	245	Sr.	Southlake, Texas (Carroll)
99	Butler, David	DL	6-4	280	Sr.	Kansas City, Mo. (Lee's Summit North)
51	Carberry, Stephen	OL	6-5	300	Jr.	Belleville, Ill. (Mascoutah)
62	Chappell, Taylor	OL	6-5	300	So.	Canadian, Texas
14	Clark, Jaleel***	WR	6-4	220	Sr.	Allentown, Pa. (Parkland)
61	Copeland, Max*	OL	6-3	300	Sr.	Billings, Mont. (West)
16	Copelin, Levi	WR	6-2	190	RSFr.	Broken Arrow, Okla.
87	Crawford, Nate	DL	6-5	285	Fr.	Pensacola, Fla. (West)
80	Culkin, Sean	TE	6-6	245	RSFr.	Indian Rocks Beach, Fla. (Christian)
45	Davis, Tyler	DB	6-0	200	Sr.	Eldon, Mo. (School of the Osage)
78	Demien, Nick	OL	6-6	300	Jr.	Wentzville, Mo. (Timberland)
5	Driskell, James	WR	5-10	185	So.	McKinney, Texas (High/Texas A&M Commerce)
39	Drummond, Miles	TB	5-11	215	RSFr.	Centralia, Mo. (Hallsville)
47	Ealy, Kony**	DL	6-5	275	Jr.	New Madrid, Mo.
4	Fasterly, Daniel**	DB	6-4	215	Jr.	Detroit, Mich. (Cass Tech)
94	Foster, Marvin**	DL	6-1	300	Sr.	Fort Worth, Texas (North Crowley)
1	Franklin, James**	QB	6-2	230	Sr.	Corinth, Texas (Lake Dallas)
31	Gaines, E.J.***	DB	5-11	195	Sr.	Independence, Mo. (Fort Osage)
70	Gatti, Anthony	OL	6-6	315	Jr.	St. Louis, Mo. (Parkway North)
1	Gibson, John	DB	6-0	185	RSFr.	Missouri City, Texas (Marshall)
33	Golden, Markus*	DL	6-3	260	Jr.	St. Louis, Mo. (Affton HS/Hutchison CC)
40	Green, Clarence	LB	6-0	225	So.	Clute, Texas (Brazoswood)
15	Green-Beckham, Dorial*	WR	6-6	225	So.	Springfield, Mo. (Hillcrest)
73	Hall, Mitch L.	OL	6-5	320	So.	Russellville, Ark. (Ole Miss)
69	Hall, Mitch H.*	OL	6-2	290	So.	Burnsville, Minn. (Lakeville South)
32	Hansbrough, Russell*	TB	5-9	190	So.	Arlington, Texas (Bowling)
91	Harris, Charles	DL	6-3	235	Fr.	Kansas City, Mo. (Lincoln Prep)
95	Hatley, Rickey	DL	6-4	270	RSFr.	Atlanta, Texas
89	Hoch, Matt**	DL	6-5	295	Jr.	Harlan, Iowa
11	Hosick, Trent	QB	6-1	225	Fr.	Kansas City, Mo. (Staley)
88	Hunt, Jimmie**	WR	6-0	215	Jr.	Cahokia, Ill.
35	Hunt, Tyler	TB	5-11	215	So.	Huntsville, Mo. (Westran)
86	Hurrell, Jake	OL	6-3	235	RSFr.	Saint Peters, Mo. (Francis Howell North)
3	Jackson, Luke	PK	6-1	185	Fr.	Pensacola, Fla. (West)
3	Johnson, David	DB	5-11	190	So.	Spring, Texas
20	Josey, Henry**	TB	5-10	190	Jr.	Angleton, Texas
18	Leftwich, Wesley	WR	6-1	200	So.	Columbia, Mo. (Hickman)
75	Logan, A.J.	DL	6-2	310	Fr.	Columbia, Mo. (Rock Bridge)
35	Loud, Marcus	DL	6-4	270	Fr.	Houston, Texas (Wheatley)
85	Lucas, Marcus***	WR	6-5	220	Sr.	Liberty, Mo.
56	Luce, Robert	OL	6-3	300	Jr.	Dallas, Texas (Dallas Episcopal)
7	Mauk, Maty	QB	6-0	200	RSFr.	Kenton, Ohio
60	McGovern, Connor*	OL	6-4	310	So.	Fargo, N.D. (Shanley)
63	McNulty, Brad*	OL	6-4	300	So.	Allen, Texas
4	Moore, J'Mon	WR	6-3	190	Fr.	Missouri City, Texas (Flkins)
65	Morse, Mitch**	OL	6-6	305	Jr.	Austin, Texas (St. Michael's Academy)
6	Murphy, Marcus**	TB	5-9	195	Jr.	DeSoto, Texas
25	Newsom, Donavin	LB	6-2	230	RSFr.	St. Louis, Mo. (Parkway North)
64	Osborne, Dequinton	DL	6-0	310	Fr.	Grand Prairie, Texas (South)
84	Otte, Gavin	WR	5-10	200	Jr.	Rolla, Mo.
28	Payton, Ernest*	DB	6-2	210	So.	College Station, Texas (A&M Consolidated)
46	Peasel, Kyle	TE	6-4	220	Sr.	Troy, Mo. (Buchanan)
11	Penton, Aaron	DB	5-10	185	Fr.	St. Louis, Mo. (Christian Brothers)
66	Ploudre, Adam	OL	6-4	295	Fr.	Ballwin, Mo. (Marquette HS)
7	Ponder, Randy**	DB	5-10	195	Sr.	Edmond, Okla. (Santa Fe)
9	Printz, Eddie	QB	6-2	215	Fr.	Marietta, Ga. (Lassiter)
56	Ray, Shane*	DL	6-3	245	So.	Kansas City, Mo. (Bishop Miege)
82	Reese, Jason	TE	6-5	240	Fr.	Euless, Texas (Trinity)
72	Rhodes, Clay	OL	6-5	290	Fr.	Stilwell, Kan. (Blue Valley)
12	Ruise, Darwin*	DB	6-1	240	Jr.	Jacksonville, Fla. (Baker County)
19	Rupert, Shaun	S	6-1	185	Fr.	Montgomery, Ala. (Carver HS)
52	Sam, Michael***	DL	6-2	255	Sr.	Hitchcock, Texas
21	Sasser, Bud*	WR	6-2	210	Jr.	Denton, Texas (Ryan)
30	Scherer, Michael	LB	6-3	235	RSFr.	St. Louis, Mo. (Country Day)
22	Sherrills, Anthony	DB	6-0	190	Fr.	Kansas City, Mo. (Hogan Prep)
21	Simon, Ian*	S	6-0	195	So.	Mansfield, Texas (Legacy)
2	Singleton, Duron	DB	6-1	210	Jr.	New Orleans, La. (Cox HS/Fresno City CC)
26	Smith, Xavier**	DB	5-11	190	Jr.	Edmond, Okla. (North)
12	Soper, Preston	PK	6-0	190	Fr.	Muskogee, Okla.
36	Steward, Morgan	TB	6-0	210	RSFr.	Kansas City, Mo. (Staley)
96	Vincent, Lucas**	DL	6-2	305	Jr.	Olathe, Kan. (North)
13	Ward, Chaston	S	6-1	205	RSFr.	Cleburne, Texas
2	Washington, L'Damian***	WR	6-4	205	Sr.	Shreveport, La. (Green Oaks)
81	Waters, Eric***	TE	6-4	245	Sr.	Mansfield, Texas (Summitt)
9	Webb, Braylon**	S	6-0	205	Jr.	Gilmer, Texas
8	White, Darius	WR	6-3	205	Jr.	Fort Worth, Texas (Dunbar HS/Univ. of Texas)
24	White, Greg	TB	6-1	220	Jr.	DeQueen, Ark.
17	White, Matt***	S	6-0	195	Sr.	Keller, Texas
76	Williams, Jordan	OL	6-3	295	RSFr.	Denton, Texas (Ryan)
48	Wilson, Andrew***	LB	6-3	240	Sr.	Peculiar, Mo. (Raymore-Peculiar)
50	Winston, Evan	DL	6-3	295	RSFr.	Muskegon Heights, Mich.



MIZZOU[®]

DEPTH CHART

As of
Sept. 30,
2013



OFFENSE

DEFENSE

LT	68 Justin Britt — 6-6, 315, Sr., 3L
	76 Jordan Williams — 6-3, 295, RSFr.
LG	61 Max Copeland — 6-3, 300, Sr., 1L — OR —
	70 Anthony Gatti — 6-6, 315, Jr.
C	77 Evan Boehm — 6-3, 315, So., 1L
	63 Brad McNulty — 6-4, 300, So., 1L
RG	60 Connor McGovern — 6-4, 310, So., 1L
	73 Mitch L. Hall — 6-5, 320, So.
RT	65 Mitch Morse — 6-6, 305, Jr., 2L
	62 Taylor Chappell — 6-5, 300, So.
TE	81 Eric Waters — 6-5, 245, Sr., 3L — OR —
	80 Sean Culkin — 6-6, 245, RSFr.
	98 Clayton Echard — 6-4, 255, So.
QB	1 James Franklin — 6-2, 230, Sr., 2L
	7 Maty Mauk — 6-0, 200, RSFr.
	13 Corbin Berkstresser — 6-3, 225, So., 1L
TB	20 Henry Josey — 5-10, 190, Jr., 2L
	32 Russell Hansbrough — 5-9, 190, So., 1L
	6 Marcus Murphy — 5-9, 195, Jr., 2L
	36 Morgan Steward — 6-0, 210, RSFr.
Y	85 Marcus Lucas — 6-5, 220, Sr., 3L
	16 Levi Copelin — 6-2, 190, RSFr.
X	15 Dorial Green-Beckham — 6-6, 225, So., 1L
	14 Jaleel Clark — 6-4, 220, Sr., 3L
H	21 Bud Sasser — 6-2, 210, Jr., 1L
	88 Jimmie Hunt — 6-0, 215, Jr., 2L
Z	2 L'Damian Washington — 6-4, 205, Sr., 3L
	8 Darius White — 6-3, 205, Jr.

DE	52 Michael Sam — 6-2, 255, Sr., 3L — OR —
	56 Shane Ray — 6-3, 245, So., 1L
DT	89 Matt Hoch — 6-5, 295, Jr., 2L
	94 Marvin Foster — 6-1, 300, Sr., 2L
NG	96 Lucas Vincent — 6-2, 305, Jr., 2L — OR —
	90 Harold Brantley — 6-3, 290, RSFr.
	97 Josh Augusta — 6-4, 300, Fr.
DE	47 Kony Ealy — 6-5, 275, Jr., 2L
	55 Brayden Burnett — 6-2, 245, Sr., 3L
	33 Markus Golden — 6-3, 260, Jr., 1L
W	10 Kentrell Brothers — 6-1, 240, So., 1L
	12 Darvin Ruise — 6-1, 240, Jr., 1L
M	48 Andrew Wilson — 6-3, 240, Sr., 3L
	30 Michael Scherer — 6-3, 235, RSFr.
S	8 Donovan Bonner — 6-1, 245, Sr., 3L
	40 Clarence Green — 6-0, 225, So.
	25 Donavin Newsom — 6-2, 230, RSFr.
CB	31 E.J. Gaines — 5-11, 195, Sr., 3L
	11 Aarion Penton — 5-10, 185, Fr.
	26 Xavier Smith — 5-11, 190, Jr., 2L
CB	7 Randy Ponder — 5-10, 195, Sr., 2L
	1 John Gibson — 6-0, 185, RSFr.
	3 David Johnson — 5-11, 190, So.
SS	9 Braylon Webb — 6-0, 205, Jr., 2L
	21 Ian Simon — 6-0, 195, So., 1L
FS	17 Matt White — 6-0, 195, Sr., 3L
	5 Cortland Browning — 6-1, 205, So.

SPECIALISTS

KO	99 Andrew Baggett — 6-1, 215, So., 1L
	91 Blake Owens — 5-11, 205, Jr.
H	9 Braylon Webb — 6-0, 205, Jr., 2L
	16 Levi Copelin — 6-2, 190, RSFr.
DS	86 Jake Hurrell — 6-3, 235, RSFr.
	69 Mitch H. Hall — 6-2, 290, So., 1L

PK	99 Andrew Baggett — 6-1, 215, So., 1L
	91 Blake Owens — 5-11, 205, Jr.
P	92 Christian Brinser — 6-2, 200, Jr.
	99 Andrew Baggett — 6-1, 215, So., 1L
KOR	6 Marcus Murphy — 5-9, 195, Jr., 2L
	32 Russell Hansbrough — 5-9, 190, So., 1L
PR	6 Marcus Murphy — 5-9, 195, Jr., 2L
	21 Ian Simon — 6-0, 195, So., 1L