

CAROLINA

2014 FOOTBALL GAME NOTES



#14/16 SOUTH CAROLINA AT VANDERBILT

Vanderbilt Stadium (40,350), Nashville, Tenn.
September 20, 2014, 7:30 p.m. ET (6:30 p.m. CT)

ON THE AIR

TELEVISION

National Broadcast SEC Network
Play-by-Play Brent Musburger
Analysis Jesse Palmer
Sideline Maria Taylor

RADIO

Gamecock IMG Sports Network

Play-by-Play Todd Ellis
Analysis Tommy Suggs
Sideline Langston Moore
Satellite Radio Sirius 108/XM 190

SERIES CAPSULE

Series History SC leads 19-4
In Columbia SC leads 9-2
In Nashville SC leads 10-2
At Neutral Site Never Met
First Meeting SC 23, VU 7, 10/25/61
Last Meeting SC 35, VU 25, 9/14/13
Last Meeting in N'ville SC 17, VU 13, 8/30/12
Last Vandy Win VU 24, SC 17, 9/4/08
in Nashville
Current Streak SC has won 5 in a row
Spurrier vs. Vanderbilt 19-2
Mason vs. South Carolina 0-0

CAROLINA COACHES

Steve Spurrier Head Coach
Deke Adams Defensive Line
Kirk Bortkin Linebackers/Spurs
Grady Brown* Secondary/Asst. Special Teams
Shawn Elliott Co-Off. Coord./Offensive Line
G.A. Mangus Quarterbacks/Tight Ends
Joe Robinson Special Teams Coordinator
Everette Sands Running Backs
Steve Spurrier Jr.* Co-Off. Coord./WR/Recruiting
Lorenzo Ward Defensive Coordinator

*-in booth



SOUTH CAROLINA

2-1 Overall; 1-1 SEC

Head Coach Steve Spurrier
Alma Mater Florida (1967)
South Carolina Record 79-40 (10th year)
Career Record 221-80-2 (25th year)
Assistant AD/Media Relations Steve Fink
Fink Email finksc@mailbox.sc.edu
Fink Office 803-777-7987
Fink Cell 803-240-5268
Official Website www.gamecocksonline.com

GAMECOCKS SCHEDULE

| Date | Opponent | Time/Score | TV |
|-------|----------------|------------|-------|
| 08/28 | Texas A&M* | L, 28-52 | SECN |
| 09/06 | East Carolina | W, 33-23 | ESPNU |
| 09/13 | Georgia* | W, 38-35 | CBS |
| 09/20 | at Vanderbilt* | 7:30 pm | SECN |
| 09/27 | Missouri* | TBA | TBA |
| 10/04 | at Kentucky* | TBA | TBA |
| 10/18 | Furman | TBA | TBA |
| 10/25 | at Auburn* | TBA | TBA |
| 11/01 | Tennessee* | TBA | TBA |
| 11/15 | at Florida* | TBA | TBA |
| 11/22 | South Alabama | TBA | TBA |
| 11/29 | at Clemson | TBA | TBA |



VANDERBILT

1-2 Overall; 0-1 SEC

Head Coach Derek Mason
Alma Mater Northern Arizona (1992)
Georgia Record 1-2 (1st year)
Career Record 1-2 (1st year)
Football Contact Larry Leathers
Email larry.leathers@vanderbilt.edu
Office 615-322-4121
Cell 615-480-8226
Official Website www.vucommidores.com

COMMODORES SCHEDULE

| Date | Opponent | Time/Score | TV |
|-------|-----------------------|------------|------|
| 08/28 | Temple | L, 7-37 | SECN |
| 09/06 | Ole Miss* | L, 3-41 | ESPN |
| 09/13 | UMass | W, 34-31 | FSS |
| 09/20 | South Carolina* | 6:30 pm | SECN |
| 09/27 | at Kentucky* | TBA | TBA |
| 10/04 | at Georgia* | TBA | TBA |
| 10/11 | Charleston Southern | TBA | TBA |
| 10/25 | at Missouri* | TBA | TBA |
| 11/01 | Old Dominion | TBA | TBA |
| 11/08 | Florida* | TBA | TBA |
| 11/22 | at Mississippi State* | TBA | TBA |
| 11/29 | Tennessee* | TBA | TBA |

QUICKLY...

◆ The No. 14/16 South Carolina Gamecocks (2-1, 1-1 SEC) go on the road for the first time in 2014 when they travel to Nashville, Tenn. for an SEC Eastern Division showdown on Saturday, September 20, against the Vanderbilt Commodores (1-2, 0-1 SEC). Game time is set for 7:30 p.m. ET at Vanderbilt Stadium (40,350). The game will be televised nationally on the SEC Network.

◆ The Gamecocks are looking for their third-straight win after a season-opening loss. After dropping the opener to No. 21/20 Texas A&M, the Gamecocks have rebounded with wins over East Carolina and No. 6 Georgia.

◆ Vanderbilt is coming off its first win of the season, a 34-31 nailbiter against UMass. The Commodores had lost their first two games of the season, falling to Temple, 37-7, and to Ole Miss, 41-3.

◆ South Carolina head coach Steve Spurrier is looking for his 202nd win as an SEC coach, which would pass Georgia legend Vince Dooley for second on the all-time list. Coach Spurrier tied Dooley last week with a 38-35 win over Georgia, his 16th-career win against the Bulldogs, the most by any coach. Coach Spurrier logged a school-record 122 wins at Florida from 1990-2001, and has won a school record 79 games at South Carolina, giving him 201 wins for his career. Only Paul "Bear" Bryant (292) has more wins as an SEC head coach than Coach Spurrier.

2014 SEC STANDINGS

EASTERN DIVISION

| | SEC | PCT | PF | PA | ALL | PCT | PF | PA |
|--------------------|------------|-------------|-----------|-----------|------------|-------------|-----------|------------|
| Florida | 1-0 | 1.000 | 36 | 30 | 2-0 | 1.000 | 101 | 30 |
| S. Carolina | 1-1 | .500 | 66 | 87 | 2-1 | .667 | 99 | 110 |
| Missouri | 0-0 | .000 | 0 | 0 | 3-0 | 1.000 | 125 | 52 |
| Tennessee | 0-0 | .000 | 0 | 0 | 2-1 | .667 | 82 | 60 |
| Kentucky | 0-1 | .000 | 30 | 36 | 2-1 | .667 | 109 | 53 |
| Georgia | 0-1 | .000 | 35 | 38 | 1-1 | .500 | 80 | 59 |
| Vanderbilt | 0-1 | .000 | 3 | 41 | 1-2 | .333 | 44 | 109 |

WESTERN DIVISION

| | SEC | PCT | PF | PA | ALL | PCT | PF | PA |
|------------|-----|-------|----|----|-----|-------|-----|----|
| Auburn | 1-0 | 1.000 | 45 | 21 | 2-0 | 1.000 | 104 | 34 |
| Ole Miss | 1-0 | 1.000 | 41 | 3 | 3-0 | 1.000 | 132 | 31 |
| Texas A&M | 1-0 | 1.000 | 52 | 28 | 3-0 | 1.000 | 163 | 41 |
| Alabama | 0-0 | .000 | 0 | 0 | 3-0 | 1.000 | 126 | 35 |
| LSU | 0-0 | .000 | 0 | 0 | 3-0 | 1.000 | 115 | 24 |
| Miss State | 0-0 | .000 | 0 | 0 | 3-0 | 1.000 | 131 | 37 |
| Arkansas | 0-1 | .000 | 21 | 45 | 2-1 | .667 | 143 | 80 |

Last Week in the SEC

September 13

* South Carolina 38, Georgia 35
 *Florida 36, Kentucky 30, 3 OT
 Missouri 38, UCF 10
 Vanderbilt 34, UMass 31
 Arkansas 49, Texas Tech 28
 Ole Miss 56, Louisiana-Lafayette 15
 Mississippi State 35, South Alabama 3
 Alabama 52, Southern Miss 12
 LSU 31, Louisiana-Monroe 0
 Oklahoma 34, Tennessee 10
 Texas A&M 38, Rice 10

This Week in the SEC

September 18

Auburn at Kansas State, 7:30 pm

September 20

Troy at Georgia, Noon
 *Florida at Alabama, 3:30 pm
 Texas A&M at SMU, 3:30 pm
 Indiana at Missouri, 4 pm
 *Mississippi State at LSU, 7 pm
 *South Carolina at Vanderbilt, 7:30 pm
 Northern Illinois at Arkansas, 7 pm

Next Week in the SEC

September 27

*Texas A&M vs. Arkansas (Arlington, TX)
 *Tennessee at Georgia
 *Vanderbilt at Kentucky
 *Missouri at South Carolina
 Louisiana Tech at Auburn
 New Mexico State at LSU
 Memphis at Ole Miss
 All times Eastern

A South Carolina win over Vanderbilt would...

- ◆ Be Steve Spurrier's 202nd win as an SEC head coach, passing Georgia legend Vince Dooley for sole possession of second on the all-time list. He currently has 201 career victories as an SEC head coach, 122 at Florida and 79 at South Carolina. Only Paul "Bear" Bryant (292) has won more as an SEC head coach.
- ◆ Be its sixth-straight over the Commodores. The Gamecocks have won five straight, 12 of the last 14 and 19 of the previous 23 meetings with Vanderbilt.
- ◆ Improve head coach Steve Spurrier's record over Vanderbilt to 20-2. His 19 wins against Vanderbilt trails only his 20 career victories over Kentucky in wins over any opponent.

YOU ARE LOOKING LIVE: The No. 14/16 South Carolina Gamecocks (2-1, 1-1 SEC) and Vanderbilt Commodores (1-2, 0-1 SEC) meet in an SEC Eastern Division showdown at Vanderbilt Stadium (40,350) in Nashville on Saturday, September 20. The 7:30 p.m. ET (6:30 local) game will be televised nationally on the SEC Network with Brent Musburger and Jesse Palmer in the booth and Maria Taylor on the sidelines.

A LITTLE HISTORY: 2014 marks the 121st season of intercollegiate football at the University of South Carolina, dating back to 1892. It is the 108th-consecutive year in which South Carolina has competed on the gridiron. The University did not field a team in either 1893 or 1906. Carolina owns an all-time record of 578-548-44. The Gamecocks were nine games under .500 until head coach Steve Spurrier took the reins in 2005, but are 39 games over since that time.

SEC HISTORY: 2014 marks South Carolina's 23rd year in the Southeastern Conference. South Carolina and Arkansas joined the league prior to the 1992 campaign. The Gamecocks earned their first SEC Eastern Division title in the 2010 season. Carolina was 37-66-1 (.361) in SEC action from 1992-2004, but is 42-32 (.567) in conference play since Coach Spurrier took the reins, including a 19-7 mark over the last four years.

VS. VANDY: This is the 24th all-time meeting between South Carolina and Vanderbilt, with the Gamecocks holding a 19-4 advantage, including a 10-2 record when the games have been played in Nashville and a 9-2 mark when the teams have met in Columbia. In the previous 23 outings, Vanderbilt has tallied more than 17 points just four times (24 in 2003, an all-time high 28 in 2005, 24 in 2008 and 25 in 2013). The Gamecocks won last year's meeting in Columbia by a 35-25 count and won by a 17-13 score in 2012 on their last trip to Nashville. The Gamecocks have won five straight in the series and 12 of the last 14. In those last five wins, Carolina has surrendered just 58 total points. Vandy's four wins have come in back-to-back fashion on two occasions - first in 1998 and '99, then again in 2007 and '08. Those four wins have been by a combined total of 22 points. The teams met just once (1961) before they became SEC Eastern Division rivals beginning in 1992, and have met every year since. Of the Division I FBS opponents against whom the Gamecocks have at least 10 all-time meetings, Carolina has its best winning percentage against Vanderbilt at .826.

SOUTH CAROLINA VS. VANDERBILT

(19-4)

| | | | | |
|------|-------|---|-------|---|
| 1961 | 10/25 | W | 23-7 | A |
| 1992 | 10/24 | W | 21-7 | A |
| 1993 | 10/23 | W | 22-0 | H |
| 1994 | 10/22 | W | 19-16 | A |
| 1995 | 11/21 | W | 52-14 | H |
| 1996 | 10/26 | W | 27-0 | A |
| 1997 | 10/25 | W | 35-3 | H |
| 1998 | 10/24 | L | 14-17 | A |
| 1999 | 10/23 | L | 10-11 | H |
| 2000 | 10/21 | W | 30-14 | A |
| 2001 | 10/20 | W | 46-14 | H |
| 2002 | 09/28 | W | 20-14 | A |
| 2003 | 10/25 | W | 35-24 | H |
| 2004 | 09/04 | W | 31-6 | A |
| 2005 | 10/22 | W | 35-28 | H |
| 2006 | 10/21 | W | 31-13 | A |
| 2007 | 10/20 | L | 6-17 | H |
| 2008 | 09/04 | L | 17-24 | A |
| 2009 | 10/24 | W | 14-10 | H |
| 2010 | 10/23 | W | 21-7 | A |
| 2011 | 09/24 | W | 21-3 | H |
| 2012 | 08/30 | W | 17-13 | A |
| 2013 | 09/14 | W | 35-25 | H |

SPURRIER VS. VANDERBILT: South Carolina head coach **Steve Spurrier** owns a 19-2 all-time record against Vanderbilt, including a 7-2 mark as head coach at South Carolina. He was a perfect 10-0 against the Commodores while head coach at Florida from 1990-2001, and bested Vanderbilt twice in 1987 and 1988 while head coach at Duke. The only team Coach Spurrier has defeated more often than Vanderbilt in his career is Kentucky (20-1).

19 GOING ON 20: Head coach **Steve Spurrier** is looking for his 20th career victory against Vanderbilt. He is currently 19-2 all-time against the Commodores. Here is the list of current head coaches with the most wins against one school:

| Head Coach | School | Opponent | Record |
|-----------------------|-----------------------|-------------------|-------------|
| Steve Spurrier | South Carolina | Kentucky | 20-1 |
| Steve Spurrier | South Carolina | Vanderbilt | 19-2 |
| Bill Snyder | Kansas State | Iowa State | 19-4 |
| Bill Snyder | Kansas State | Kansas | 18-4 |
| Frank Beamer | Virginia Tech | Virginia | 18-9 |

THE LAST TIME THEY MET: Behind senior quarterback **Connor Shaw's** 368 yards of total offense, South Carolina held on to defeat Vanderbilt 35-25 on Sept. 14, 2013 at Williams-Brice Stadium. Shaw threw for 284 yards and three touchdowns on 21-for-29 passing while also leading the Gamecocks in rushing with 84 yards on 19 carries. Junior wide receiver **Bruce Ellington** hauled

National Rankings

Associated Press

| | | | |
|-----|-----------------------|------------|------------|
| 1. | Florida State (37) | 2-0 | 1466 |
| 2. | Oregon (17) | 3-0 | 1424 |
| 3. | Alabama (1) | 3-0 | 1346 |
| 4. | Oklahoma (2) | 3-0 | 1325 |
| 5. | Auburn | 2-0 | 1252 |
| 6. | Texas A&M (3) | 3-0 | 1195 |
| 7. | Baylor | 3-0 | 1134 |
| 8. | LSU | 3-0 | 1114 |
| 9. | Notre Dame | 3-0 | 917 |
| 10. | Ole Miss | 3-0 | 840 |
| 11. | Michigan State | 1-1 | 832 |
| 12. | UCLA | 3-0 | 807 |
| 13. | Georgia | 1-1 | 729 |
| 14. | South Carolina | 2-1 | 718 |
| 15. | Arizona State | 3-0 | 680 |
| 16. | Stanford | 2-1 | 560 |
| 17. | Southern California | 2-1 | 459 |
| 18. | Missouri | 3-0 | 446 |
| 19. | Wisconsin | 1-1 | 414 |
| 20. | Kansas State | 2-0 | 326 |
| 21. | BYU | 3-0 | 246 |
| 22. | Clemson | 1-1 | 209 |
| 23. | Ohio State | 2-1 | 204 |
| 24. | Nebraska | 3-0 | 172 |
| 25. | Oklahoma State | 2-1 | 126 |

Amway Coaches

| | | | |
|-----|-----------------------|------------|------------|
| 1. | Florida State (50) | 2-0 | 1502 |
| 2. | Alabama (1) | 3-0 | 1408 |
| 3. | Oregon (6) | 3-0 | 1399 |
| 4. | Oklahoma (4) | 3-0 | 1390 |
| 5. | Auburn | 2-0 | 1297 |
| 6. | Baylor | 2-0 | 1179 |
| 7. | Texas A&M | 3-0 | 1159 |
| 8. | LSU | 3-0 | 1107 |
| 9. | Notre Dame | 3-0 | 966 |
| 10. | UCLA | 3-0 | 861 |
| 11. | Michigan State | 1-1 | 776 |
| 12. | Ole Miss | 3-0 | 769 |
| 13. | Arizona State | 3-0 | 732 |
| 14. | Georgia | 1-1 | 693 |
| 15. | Stanford | 2-1 | 561 |
| 16. | South Carolina | 2-1 | 529 |
| 17. | Wisconsin | 1-1 | 436 |
| 18. | Ohio State | 2-1 | 402 |
| 19. | Missouri | 3-0 | 382 |
| 20. | Kansas State | 2-0 | 381 |
| 21. | Southern California | 2-1 | 338 |
| 22. | Nebraska | 3-0 | 325 |
| 23. | BYU | 3-0 | 222 |
| 24. | Clemson | 1-1 | 207 |
| 25. | North Carolina | 2-0 | 128 |

in eight catches for 111 yards and a score, while sophomore running back **Mike Davis** added 144 all-purpose yards (77 rushing, 67 receiving) in the victory. The Gamecocks opened up a 35-10 lead entering the final period, but Vandy made it interesting with a pair of quick touchdowns early in the 4th quarter. **Jimmy Legree** picked off a pass at the goal line with just under nine minutes remaining and Carolina put together a 17-play drive that consumed nearly eight minutes to basically run out the clock and preserve the victory.

THE LAST TIME THEY MET HERE: The Gamecocks opened the 2012 season with a hard-fought 17-13 win at SEC Eastern Division rival Vanderbilt on Thursday, Aug. 30, 2012. The Gamecocks survived two turnovers on their first three plays from scrimmage and took a 10-0 advantage early in the second quarter. The Commodores rallied back to take a 13-10 lead heading into the final stanza. Carolina was able to put together a nine-play, 66-yard drive that culminated in a **Marcus Lattimore** one-yard plunge to go on top 17-13 early in the fourth quarter, and held on for the win. The Gamecock defense limited Vandy to just 17 yards in the final period. Lattimore led the Carolina offense with 110 yards rushing and two scores, earning SEC Offensive Player of the Week honors, while quarterback **Connor Shaw** carried 14 times for 92 yards as the Gamecocks rolled up 205 yards on the ground. Senior linebacker **Shaq Wilson** tied for the team lead with eight tackles and also logged a key interception. Carolina recorded five sacks that night.

SOUTH CAROLINA VS. VANDERBILT

| | |
|----------------------------------|------------------|
| Most Points - SC..... | 52 (1995) |
| Most Points - VU..... | 28 (2005) |
| Most Points - Combined | 66 (1995) |
| | SC 52, VU 14 |
| Biggest Margin Victory - SC..... | 38 (1995, 52-14) |
| Biggest Margin Victory - VU..... | 11 (2007, 17-6) |
| Longest Winning Streak - SC..... | 7 (2000-2006) |
| Longest Winning Streak - VU..... | 2 (twice) |

ROAD WARRIORS: This is Carolina's first road game of the 2014 campaign. The Gamecocks are 12-5 in their last 17 true road contests. Four of the five road losses in that stretch came to nationally-ranked opponents: at No. 8 Arkansas in 2011, at No. 9 LSU and No. 3 Florida in 2012 and at No. 11 Georgia in 2013, before losing to unranked Tennessee in 2013.

TOP-10 PROGRAM: Carolina has put together three-straight Top-10 finishes, the first three in school history, finishing ninth in 2011, eighth in 2012 and fourth in 2013 according to the Associated Press. They finished eighth, seventh and fourth in each subsequent year in the USA Today/ESPN Coaches' poll. South Carolina, Alabama and Oregon are the only Division I schools to finish in the AP Top-10 in each of the past three seasons. The Gamecocks have finished among the nation's Top 25 for four-straight seasons, another "first" in school history. Here are South Carolina's all-time final AP Top-25 rankings:

YEAR (FINAL AP): 1958 (13); 1984 (11); 1987 (15); 2000 (19); 2001 (13); 2010 (22); 2011 (9); 2012 (8); 2013 (4).

THE RANKINGS PART I: The Gamecocks finished fourth in the final Associated Press and USA TODAY/Coaches polls in 2013. It marked the highest finish in school history, surpassing the No. 8/7 rankings from the 2012 campaign.

THE RANKINGS PART II: The Gamecocks opened the 2014 campaign ranked ninth in both national polls. The Gamecocks play five teams that began the season in the top 25 including Auburn (6), Georgia (12), Clemson (16), Texas A&M (21) and Missouri (24). This marked the first time in school history that Carolina has been ranked in the AP preseason top 25 in four straight seasons. Only five schools - Alabama, Oregon, Florida State, South Carolina and LSU - have been in preseason AP Top 12 each of last four years.

THE RANKINGS PART III: After the opening game setback to Texas A&M, the Gamecocks slipped 12 spots in both polls to No. 21. After knocking off East Carolina, they slipped to No. 24 in the AP poll and to No. 23 in the Amway Coaches' poll. A thrilling 38-35 win last week over No. 6/6 Georgia lifted the Gamecocks 10 spots to No. 14 in the A.P. poll and seven spots to No. 16 in the Coaches' poll.

THE STREAK LIVES ON: The Gamecocks are tied for the fifth-longest current streak of being ranked in the A.P.'s Top-25. Carolina and Stanford have been ranked for 68-consecutive polls, trailing only Alabama, LSU, Oregon and Oklahoma. Carolina's streak started with the second week of the 2010 season and is the longest streak in school history.

| RK | Team | Weeks |
|----|-----------------------|-----------|
| 1. | Alabama | 102 |
| 2. | LSU | 85 |
| 3. | Oregon | 81 |
| 4. | Oklahoma | 69 |
| 5. | South Carolina | 68 |
| | Stanford | 68 |

THE LAST TIME OUT: No. 24/23 South Carolina surprised No. 6/6 Georgia by a 38-35 score last Saturday in Columbia. **Dylan Thompson** completed 21-of-30 passes for 271 yards and three TDs. **Brandon Wilds** (93) and **Mike Davis** (66) combined for 159 rushing yards. The Gamecocks put together four touchdown drives of exactly 75 yards. **Skai Moore** led the Carolina defense with 10 tackles. The Bulldogs had a chance to take the lead late in the contest after gaining a turnover, but the Carolina defense stiffened after facing a first-and-goal at the four, holding the Dawgs scoreless and preserving the victory.

South Carolina in the 2014 Polls

| Week | AP | Coaches |
|-------------|----|---------|
| Preseason/1 | 9 | 9 |
| Week 2 | 21 | 21 |
| Week 3 | 24 | 23 |
| Week 4 | 14 | 16 |

Career Start Chart

| Player | '10 | '11 | '12 | '13 | '14 | All |
|-------------------|-----|-----|-----|-----|-----|-----|
| A.J. Cann | RS | 13 | 12 | 13 | 3 | 41 |
| Brison Williams | - | 1 | 12 | 11 | 3 | 27 |
| Brandon Shell | - | RS | 10 | 13 | 3 | 26 |
| Corey Robinson | RS | 0 | 9 | 13 | 3 | 25 |
| JT Surratt | RS | 0 | 1 | 13 | 3 | 17 |
| Damiere Byrd | - | 3 | 2 | 10 | 0 | 15 |
| Rory Anderson | - | 2 | 2 | 9 | 1 | 14 |
| Sharrod Golightly | RS | 0 | 0 | 12 | 1 | 13 |
| Mike Davis | - | - | 0 | 11 | 1 | 12 |
| Nick Jones | RS | 2 | 3 | 6 | 1 | 12 |
| Kaiwan Lewis | - | - | 0 | 10 | 0 | 10 |
| Mike Matulis | - | 5 | 5 | RS | 0 | 10 |
| Brandon Wilds | - | 5 | 0 | 2 | 3 | 10 |
| Marcquis Roberts | - | RS | RS | 9 | 0 | 9 |
| Shaq Roland | - | - | 0 | 6 | 2 | 8 |
| Clayton Stadnik | - | - | RS | 7 | 1 | 8 |
| Cody Waldrop | - | - | RS | 6 | 2 | 8 |
| Chaz Elder | - | - | RS | 6 | 1 | 7 |
| Cody Gibson | RS | 4 | 2 | 0 | 1 | 7 |
| Kadetrix Marcus | - | 0 | 0 | 7 | 0 | 7 |
| Connor McLaurin | RS | 0 | 0 | 5 | 2 | 7 |
| T.J. Gurley | - | - | 2 | 2 | 3 | 7 |
| T.J. Holloman | - | - | RS | 3 | 3 | 6 |
| Skai Moore | - | - | - | 4 | 2 | 6 |
| Dylan Thompson | RS | 0 | 2 | 1 | 3 | 6 |
| Gerald Dixon Jr. | - | RS | 2 | 1 | 2 | 5 |
| Pharoh Cooper | - | - | - | 1 | 3 | 4 |
| Gerald Dixon | - | RS | 0 | 1 | 3 | 4 |
| Darius English | - | - | RS | 1 | 3 | 4 |
| Rico McWilliams | - | - | RS | 2 | 2 | 4 |
| Jordan Diggs | - | - | RS | 1 | 2 | 3 |
| Jerell Adams | - | - | 0 | 1 | 1 | 2 |
| Alan Knott | - | - | - | RS | 2 | 2 |
| Chris Moody | - | - | RS | 0 | 2 | 2 |
| Will Sport | - | RS | 0 | 1 | 1 | 2 |
| B. Allen-Williams | - | - | - | - | 1 | 1 |
| Shon Carson | - | RS | 0 | 1 | 0 | 1 |
| Phillip Dukes | - | RS | 0 | 1 | 0 | 1 |
| Al Harris Jr. | - | - | - | - | 1 | 1 |
| Drew Owens | - | RS | 0 | 1 | 0 | 1 |
| Jonathan Walton | - | - | - | 0 | 1 | 1 |
| Mason Zandi | - | - | RS | 1 | 0 | 1 |

LONG DRIVE CONTEST: The Gamecocks have put together 17 scoring drives this season, culminating in 12 touchdowns and five field goals. Ten of the 17 drives have been 75 yards or longer. Only two drives have started on the opponents' half of the field.

LARGE CROWD: The Gamecocks and Bulldogs drew 84,232 to Williams-Brice Stadium last Saturday, the fifth-largest crowd to attend a game in Columbia. The Gamecocks rank 14th in the nation in home attendance with an average of 82,659 per game. Carolina has had 10 consecutive sellouts at Williams-Brice Stadium.

FIRST START: Five Gamecocks have made their first career starts this season. Three players, all on defense, made their first career start in the season opener against Texas A&M. Getting the nod for the first time were linebackers **Jonathan Walton** and **Bryson Allen-Williams** and cornerback **Al Harris Jr.** Center **Alan Knott** and safety **Chris Moody** both made their first start against East Carolina.

REMEMBER HIM?: Linebacker **Bryson Allen-Williams** and cornerback **Al Harris Jr.** became the first true freshmen to start a season opener for Carolina since Jadeveon Clowney in 2011.

STEPPING UP: Fifth-year senior **Dylan Thompson** is the starting signal-caller for the Gamecocks in 2014. Thompson has waited patiently for his turn behind Connor Shaw, the winningest quarterback in school history. The 6-3, 218-pounder from Boiling Springs, who proposed marriage to his girlfriend at midfield in August, is 5-1 as a starter in his career. He has thrown for over 300 yards in three of his six career starts, and has thrown at least three touchdowns in four of those starts. He also threw the game-winning touchdown in the final seconds of the 2013 Outback Bowl win over Michigan. In the 2104 season opener against Texas A&M, Thompson connected on 20-of-40 passes for a career-high 366 yards, the ninth-highest single-game mark in school history, and a career-high four touchdowns. He was more efficient against East Carolina, connecting on 25-of-38 for 266 yards. He was 21-for-30 with three TDs against Georgia. After three weeks, he ranks fourth in the SEC averaging 301.0 yards passing per game and is fifth with 304.0 yards of total offense per game. He has thrown eight touchdowns and three interceptions while completing 61.1 percent of his passes. For his career, he has completed 57.1 percent of his passes (186-for-326) for 2,730 yards with 22 touchdowns and eight INTs.

SINGLE-GAME PASSING YARDS

1. Steve Taneyhill vs. Mississippi St. (10/14/95) ...473
2. Steve Taneyhill vs. East Carolina (10/8/94)451
3. Todd Ellis vs. East Carolina (10/24/87).....425
4. Steve Taneyhill vs. Georgia (9/2/95)405
5. Todd Ellis vs. Virginia Tech (10/11/86).....394
6. Steve Taneyhill vs. Louisiana Tech (9/16/95)389
7. Blake Mitchell vs. Middle Tenn. (11/18/06).....388
8. Stephen Garcia at Kentucky (10/16/10)382
9. **Dylan Thompson vs. Texas A&M (8/28/14). 366**
10. Blake Mitchell vs. Arkansas (11/13/07)364

A SEASON TO REMEMBER?: A fourth of the way through the regular season, senior quarterback **Dylan Thompson** is on pace for a special season. He has thrown for 903 yards (301.0 yards per game) and eight touchdowns (2.67 per game) through three games. Here's how that would rank if he's able to maintain that pace for a 12-game season:

PASSING YARDS

Dylan Thompson (2014-projected pace) 3,612

1. Todd Ellis (1987)3,206
2. Steve Taneyhill (1995)3,094
3. Stephen Garcia (2010)3,059
4. Todd Ellis (1986)3,020
5. Stephen Garcia (2009)2,862
6. Bobby Fuller (1991)2,524
7. Steve Taneyhill (1994)2,486
8. Connor Shaw (2013).....2,447
9. Bobby Fuller (1990)2,372
10. Blake Mitchell (2005)2,370

PASSING TOUCHDOWNS

Dylan Thompson (2014-projected) 32

1. Steve Taneyhill (1995)29
2. Connor Shaw (2013).....24
3. Todd Ellis (1986)20
- Steve Taneyhill (1994)20
- Stephen Garcia (2010)20
6. Anthony Wright (1997)18
7. Blake Mitchell (2005)17
- Stephen Garcia (2009)17
- Connor Shaw (2012).....17
10. Jeff Grantz (1975)16

A SPECIAL FRIENDSHIP: Fifth-year seniors quarterback **Dylan Thompson** and offensive guard **A.J. Cann** have developed a special bond. Not only are they great friends and roommates, but they also spent a week over the summer together in Israel, where they were able to teach some of the locals about football. The once in a lifetime experience was one they will both remember forever.

BE LIKE MIKE: Junior tailback **Mike Davis** has earned preseason All-America recognition. The 5-9, 223-pounder from Atlanta, Ga., logged the fourth-most single-season rushing yards in school history last season when he rambled for 1,183 yards with 11 touchdowns. He was limited to six carries for 15 yards in the opener against Texas A&M before leaving with bruised ribs, but bounced back with an 18-carry, 101-yard, 2 TD effort against East Carolina. He had 16 carries for 66 yards against Georgia. For the season, he has rushed 41 times for 182 yards. In his third season at Carolina, he ranks 22nd in school history with 1,640 rushing yards and owns eight 100-yard rushing games. Davis is the younger brother of former Clemson standout James Davis.

1,000-Yard Career Rushers

| No. | PLAYER | YEARS | ATT. | YDS | AVG. |
|-----|-------------------|----------------|------------|--------------|------------|
| 1. | George Rogers | 1977-80 | 954 | 5,204 | 5.5 |
| 15. | Kent Hagood | 1981-85 | 365 | 2,014 | 5.5 |
| 16. | Bishop Strickland | 1947-50 | 381 | 1,965 | 5.2 |
| 17. | Duce Staley | 1995-96 | 345 | 1,852 | 5.4 |
| | Andrew Pinnock | 1999-02 | 422 | 1,852 | 4.4 |
| 19. | Rob DeBoer | 1990-93 | 386 | 1,810 | 4.7 |
| 20. | Connor Shaw | 2010-13 | 452 | 1,683 | 3.7 |
| 21. | Spencer Clark | 1976-79 | 319 | 1,652 | 5.2 |
| 22. | Mike Davis | 2012-14 | 296 | 1,640 | 5.5 |

Carolina Trends

| | 2014 | Under Spurrier |
|--------------------------------|------|----------------|
| Overall | 2-1 | 79-40 |
| Home | 2-1 | 51-15 |
| Road | 0-0 | 23-20 |
| Neutral | 0-0 | 5-5 |
| Grass | 2-1 | 72-34 |
| Turf | 0-0 | 7-6 |
| August | 0-1 | 4-1 |
| September | 2-0 | 28-10 |
| October | 0-0 | 23-12 |
| November | 0-0 | 20-12 |
| December | 0-0 | 1-3 |
| January | 0-0 | 3-2 |
| Leading after 1st Quarter | 2-0 | 45-9 |
| Tied after 1st Quarter | 0-0 | 17-3 |
| Trailing after 1st Quarter | 0-1 | 17-28 |
| Leading at Halftime | 2-0 | 57-9 |
| Tied at Halftime | 0-0 | 8-3 |
| Trailing at Halftime | 0-1 | 14-28 |
| Leading after 3rd Quarter | 2-0 | 67-7 |
| Tied after 3rd Quarter | 0-0 | 4-3 |
| Trailing after 3rd Quarter | 0-1 | 8-30 |
| When Scoring First | 1-0 | 47-10 |
| When Opponent Scores First | 1-1 | 32-30 |
| Largest Halftime Lead | 11 | 49 |
| Largest Halftime Deficit | 17 | 31 |
| Largest Come From Behind Win | 6 | 17 |
| Score 20 or more Points | 2-1 | 65-16 |
| Score 30 or more Points | 2-0 | 46-5 |
| Opponents Score 20 or less | 0-0 | 55-9 |
| Games Decided by 3 or less | 1-0 | 10-8 |
| Games Decided by 10 or less | 2-0 | 34-20 |
| Rush for 100 Yards or more | 2-0 | 68-14 |
| Rush for 150 Yards or more | 2-0 | 44-6 |
| Pass for 200 Yards or more | 2-1 | 48-27 |
| Pass for 300 Yards or more | 0-1 | 15-9 |
| Total 400 Yards or more | 2-1 | 34-9 |
| Opp. Rush less than 100 yards | 0-0 | 34-4 |
| Opp. Pass less than 200 yards | 0-0 | 48-22 |
| Opp. Total less than 300 yards | 0-0 | 39-5 |
| Commit More Turnovers | 1-1 | 22-31 |
| Commit Fewer Turnovers | 1-0 | 41-4 |
| Commit Equal Turnovers | 0-0 | 16-5 |
| Lead in Time of Possession | 2-0 | 50-9 |
| Trail in Time of Possession | 0-1 | 29-31 |

GO THE DISTANCE: Mike Davis logged four rushes of 50 yards or more in his first two seasons. He had a 50-yarder against UAB in 2012. His 75-yard burst against North Carolina in the 2013 season opener and his first career start was the longest by a Gamecock since Bobby Wallace went for 88 against Middle Tennessee in 2006. He matched that with another 75-yard sprint at Georgia. Of the 14 runs in school history of 75 yards or longer, Davis is the only one to do it twice. His fourth-career 50-yard jaunt came at UCF, a 53-yard TD run. Only Derek Watson has more runs of 50-plus yards at Carolina. Here's the list of those with three or more:

| Player | No. of 50+ Runs | Yards |
|----------------|-----------------|--------------------|
| Derek Watson | 5 | 56, 56, 61, 65, 68 |
| Mike Davis | 4 | 50, 53, 75, 75 |
| Thomas Dendy | 4 | 57, 61, 61, 70 |
| Troy Hambrick | 4 | 53, 54, 70, 75 |
| George Rogers | 4 | 72, 72, 80 |
| Billy Gambrell | 3 | 64, 69, 78 |
| Steve Wadiak | 3 | 66, 73, 96 |

AGAIN AND AGAIN: Only 11 players in South Carolina history have eight or more games of 100-yard rushing in their career. That list now includes

| Player | 100 Yd Games |
|-------------------|--------------|
| George Rogers | 27 |
| Brandon Bennett | 11 |
| Harold Green | 11 |
| Marcus Lattimore | 11 |
| Steve Wadiak | 10 |
| Duce Staley | 9 |
| Derek Watson | 9 |
| Thomas Dendy | 8 |
| Jay Lynn Hodgins | 8 |
| Clarence Williams | 8 |
| Mike Davis | 8 |

RUNNING WILDS: Although Mike Davis has received the lion's share of the publicity, he is not the only capable runner in the Gamecock backfield. Junior **Brandon Wilds** (6-2, 230) actually leads the squad in rushing after three games with 187 yards on 37 attempts, an average of 5.1 yards per carry. For his career, he has 894 yards and seven touchdowns on 187 rushes. As a true freshman in 2011, he started the year as the fifth-team tailback, but as injuries mounted, he climbed the depth chart and posted three 100-yard rushing games, including a career-high 137 against Tennessee. He had a 2014 season-high 93 yards rushing in the win over Georgia.

NOTHING CATCHY ABOUT THIS: The Gamecocks feature four wideouts that receive the bulk of the action:

♦ Junior **Shaq Roland** (6-1, 176), a former "Mr. Football" in the state of South Carolina (following in the footsteps of Stephon Gilmore, Marcus Lattimore and Jadeveon Clowney), is the most gifted of the receiving corps. He came on strong at the end of his sophomore season, posting a career-high 112 receiving yards on six catches in the 2014 Capital One Bowl win over Wisconsin. He had a career-high seven catches for 94 yards against ECU. He is second on the squad with a dozen catches for 143 yards and one score.

♦ Senior **Nick "Governor Nicky" Jones** (5-7, 168), has been consistent and sometimes overlooked throughout his Carolina career. He just has a knack for getting open and catching the ball. He logged the first 100-yard receiving game of his career against Texas A&M, catching five passes for a career-best 113 yards and two touchdowns, including a 69-yard TD reception. He leads the team and ranks among the SEC's top-10 in both receptions per game (4.7-T8th) and receiving yards per game (81.3-6th) after three contests.

♦ Senior **Damiere Byrd** (5-9, 170) is the fastest Gamecock and one of the fastest players in the SEC. He has eight career receptions of 40 yards or more, including a 46-yard TD catch against Texas A&M, is a two-time CoSIDA Academic All-District selection and was a captain on the Gamecocks' track & field squad.

♦ Sophomore **Pharoh Cooper** (5-11, 201) was an All-SEC Freshman selection last season as both an all-purpose back and return specialist. He had three catches in the season opener against Texas A&M, matching his career total, and topped that with five receptions against ECU. He has also seen some action at the "Wildcat" position.

CAROLINA WIDE RECEIVERS:

| | 2014 | Career |
|-----------------|--------------|--------------|
| Player | Rec-Yards-TD | Rec-Yards-TD |
| Nick Jones | 14-244-2 | 65-865-8 |
| Damiere Byrd | 2-70-1 | 50-1,027-8 |
| Shaq Roland | 12-143-1 | 42-678-7 |
| Pharoh Cooper | 11-130-2 | 14-184-3 |
| K.J. Brent | 3-39-1 | 8-80-1 |
| Shamier Jeffery | 0-0-0 | 6-32-0 |
| Kane Whitehurst | 0-0-0 | 4-66-2 |

STELLAR TIGHT ENDS: The Gamecocks are blessed with a pair of standout tight ends. Senior **Rory "Busta" Anderson** (6-5, 227) is an All-SEC candidate. Anderson has averaged 17.3 yards per catch with nine touchdowns in his career. He suffered a torn triceps muscle late in spring drills but worked his way back and caught three passes for 52 yards in the opener against Texas A&M. He had a big day against Georgia with five catches for 67 yards and a score. Junior **Jerrell Adams** (6-6, 242) has averaged 16.6 yards per catch and had three scores in his first two campaigns. He had two catches for 40 yards against A&M. Senior **Cody Gibson** (6-7, 278) made the conversion to tight end this fall after spending his career at tackle. **Drew Owens** could also see action at tight end.

CAROLINA TIGHT ENDS:

| | 2014 | Career |
|---------------|--------------|--------------|
| Player | Rec-Yards-TD | Rec-Yards-TD |
| Rory Anderson | 8-119-1 | 47-813-9 |
| Jerrell Adams | 3-54-0 | 20-331-3 |
| Drew Owens | 0-0-0 | 2-13-0 |

90 IS THE NEW 78: Fifth-year senior **Cody Gibson** made the transition this fall from offensive tackle, where he worked during his first four seasons at South Carolina, to tight end. He changed his number to 90 from 78. A gifted blocker, he has seen extensive action in two-tight end sets.

Preseason Lists

Rory Anderson

Mackey (Tight Ends)

A.J. Cann

1st Team All-America (USA Today)
1st Team All-America (SI.com)
1st Team All-America (CBSSportsline.com)
1st Team All-America (Athlon's)
1st Team All-America (Steele)
1st Team All-SEC (Athlon's)
1st Team All-SEC (Steele)
2nd Team All-SEC (SEC Media)
2nd Team All-SEC (Coaches)
Lombardi (Lineman/Linebacker)
Outland (Interior Lineman)

Pharoh Cooper

2nd Team All-SEC, RS (Coaches)
2nd Team All-SEC, AP (Coaches)
Hornung (Most Versatile)

Mike Davis

2nd Team All-America (USA Today)
2nd Team All-America (SI.com)
3rd Team All-America (Athlon's)
3rd Team All-America (Steele)
1st Team All-SEC (Coaches)
2nd Team All-SEC (SEC Media)
2nd Team All-SEC (Athlon's)
2nd Team All-SEC (Steele)
Maxwell (Player of the Year)
Doak Walker (Running Back)
Walter Camp Player of the Year

Elliott Fry

3rd Team All-SEC (Athlon's)
3rd Team All-SEC (Steele)
Groza (Placekicker)

Sharrod Golightly

2nd Team All-SEC (Steele)

Skai Moore

2nd Team All-SEC (Athlon's)
4th Team All-SEC (Steele)

Corey Robinson

2nd Team All-SEC (SEC Media)
2nd Team All-SEC (Coaches)
3rd Team All-SEC (Athlon's)
3rd Team All-SEC (Steele)
Outland (Interior Lineman)

Shaq Roland

4th Team All-SEC (Athlon's)
4th Team All-SEC (Steele)

Brandon Shell

2nd Team All-SEC (Steele)
3rd Team All-SEC (Coaches)
Outland (Interior Lineman)

J.T. Surratt

3rd Team All-SEC (Coaches)
3rd Team All-SEC (Steele)

Dylan Thompson

Allstate AFCA Good Works

Cody Waldrop

Rimington (Offensive Center)

Brisson Williams

3rd Team All-SEC (SEC Media)
3rd Team All-SEC (Coaches)
4th Team All-SEC (Steele)

THREE OF THE BEST: The Gamecocks feature what many believe may be the best offensive line in school history, led by three veterans. Senior left guard **A.J. Cann** (6-4, 311) is the anchor. He has made 41 career starts, the most on the squad, and has been named to five preseason first-team All-America squads. Senior left tackle **Corey Robinson** (6-8, 344) has made 25 starts and was a second-team preseason All-SEC pick by both the media and coaches. Redshirt junior right tackle **Brandon Shell** (6-6, 333) has made 26 career starts and was a preseason third-team All-SEC selection by the league's 14 coaches.

CANN DO: Senior left guard **A.J. Cann** made his 41st career start against Georgia. He is one of only 11 players in school history to make 40 or more starts for the Garnet & Black. Here is that list:

| No. | Player..... | Starts |
|-----|----------------------------------|-----------|
| 1. | T.J. Johnson (2009-12) | 53 |
| 2. | Cliff Matthews (2007-10) | 47 |
| 3. | Travelle Wharton (2000-03) | 45 |
| | Ladi Ajiboye (2007-10) | 45 |
| | Devin Taylor (2009-12) | 45 |
| 6. | Todd Ellis (1986-89) | 43 |
| 7. | Chris White (2003-06) | 41 |
| | A.J. Cann (2011-14) | 41 |
| 9. | Kenny McKinley (2005-08) | 40 |
| | Steve Taneyhill (1992-95) | 40 |
| | Stephon Gilmore (2009-11) | 40 |

MISSING MIKE: Fourth-year junior offensive lineman **Mike Matulis** has been sidelined with a left knee injury, suffered in a preseason scrimmage. Matulis was penciled in to be the starter at right guard. The 6-5, 307-pounder has made 10 starts in his Gamecock career, all at a tackle position. Matulis has not had the knee surgically repaired, as he hopes to return to the lineup later this season.

LIFE WITHOUT CLOWNEY: Senior defensive tackle **J.T. Surratt** (6-2, 310) is the leader of the defensive line. He is the only returning starter along the front four, as Carolina replaced Jadeveon Clowney, Kelcy Quarles and Chaz Sutton, the first two of whom earned All-America honors. Surratt and **Gerald Dixon** are the Gamecocks' active leaders in career sack with 2.0. In fact, the

entire current roster has combined for just 15.0 sacks, well short of Clowney's career total of 24.0. The Gamecocks had 2.0 sacks against Georgia after notching just one in the first two games combined. Here are the current players' sack numbers:

| SACKS | 2014 | Career |
|-------------------|------|--------|
| Gerald Dixon | 1.0 | 2.0 |
| J.T. Surratt | 0.0 | 2.0 |
| Darius English | 1.0 | 1.5 |
| Skai Moore | 1.0 | 1.5 |
| Sharrod Golightly | 0.0 | 1.5 |
| Marcquis Roberts | 0.0 | 1.5 |
| T.J. Holloman | 0.0 | 1.0 |
| Mason Harris | 0.0 | 1.0 |
| Kaiwan Lewis | 0.0 | 1.0 |
| Brisson Williams | 0.0 | 1.0 |
| Gerald Dixon Jr. | 0.0 | 0.5 |
| Kelsey Griffin | 0.0 | 0.5 |

DEEP LINEBACKING CORPS: What was perceived as the weak link of the defense a year ago is now a strength. The Gamecocks returned all of their linebackers and Spurs, and defensive coordinator Lorenzo Ward is comfortable rotating as many as nine players at those positions. Because of this, the Gamecocks have incorporated some 3-4 looks in addition to their base 4-2-5 defensive scheme.

SHARING THE WEALTH: The Gamecocks distributed their tackles fairly evenly last season, with nine players recording between 39 and 56 tackles. Six of the top eight tacklers are back, led by **Skai Moore** (56) and **Kaiwan Lewis** (54). That trend seems to be continuing this season, as eight players have recorded double-digits in tackles. **Skai Moore** (23) and **T.J. Gurley** (18) lead the way.

THE SKAI'S THE LIMIT: The best linebacker in the SEC that no one has heard about may be sophomore **Skai Moore**. The 6-2, 213-pounder from Cooper City, Fla. led the Gamecocks in both tackles (56) and interceptions (4) as a true freshman in 2013, despite starting just four games. He logged six tackles, all solo stops, in the season opener against Texas A&M, including the Gamecocks' lone sack, and has led the team in tackles in each of the last two games with seven stops against East Carolina and a career-best 10 vs. Georgia.

Tracking the 2014 Opponents

| Opponent (Date vs. SC) | 2014 | Last Game | Next Game |
|--|------|--------------------------------|-----------------------------|
| Texas A&M (8/28) | 3-0 | W, 38-10 vs Rice | at SMU (9/20) |
| East Carolina (9/6) | 2-1 | W, 28-21 at Virginia Tech | vs North Carolina (9/20) |
| Georgia (9/13) | 1-1 | L, 38-35 at South Carolina | vs Troy (9/20) |
| Vanderbilt (9/20) | 1-2 | W, 34-31 vs UMass | vs South Carolina (9/20) |
| Missouri (9/27) | 3-0 | W, 38-10 vs UCF | vs Indiana (9/20) |
| Kentucky (10/4) | 2-1 | L, 36-30 at Florida (3 OT) | vs Vanderbilt (9/27) |
| Furman (10/18) | 2-1 | L, 10-7 at Presbyterian | at South Carolina St (9/20) |
| Auburn (10/25) | 2-0 | W, 59-13 vs San Jose State | at Kansas State (9/18) |
| Tennessee (11/1) | 2-1 | L, 34-10 at Oklahoma | at Georgia (9/27) |
| Florida (11/15) | 2-0 | W, 36-30 vs Kentucky (3 OT) | at Alabama (9/20) |
| South Alabama (11/22) | 1-1 | L, 35-3 vs Mississippi State | vs Georgia Southern (9/20) |
| Clemson (11/29) | 1-1 | W, 73-7 vs. South Carolina St. | at Florida State (9/20) |
| Opponents' Overall Record 22-9 (.710) | | | |

Media Services

Weekly Press Conference:

Head Coach Steve Spurrier conducts his weekly press conference at noon ET on Tuesdays in the Media Interview Room, located underneath the west stands of Williams-Brice Stadium. Media members attending the press conference should enter the stadium through Gate 4 next to the press elevator on the west side of the stadium off Bluff Road. Cross the concourse and walk down the Hall of Captains to the Media Interview Room. The press conference will be streamed live on the official website of South Carolina Athletics, www.gamecocksonline.com. Selected players are also available for interviews either from 11:30 - noon or from 12:30 - 1 p.m. The University of South Carolina media relations office will make Coach Spurrier's weekly press conference available for the media via an FTP site. For more information, contact Assistant Media Relations Director Matt Freed at mfreed@mailbox.sc.edu.

Spurrier Sunday Teleconference:

Head coach Steve Spurrier will participate in a weekly teleconference on Sundays at 2 p.m. ET, beginning Sept. 1. To participate, media members can call 1-800-793-6775. Contact Assistant Athletics Director/Media Relations Steve Fink for the passcode.

SEC Teleconference:

The Southeastern Conference will host a weekly press teleconference each Wednesday from Aug. 27 through Nov. 26. The teleconference, open to the media, will feature the head coach from each team every week. Coach Spurrier's schedule time is 11:10 a.m. ET. Contact the SEC Media Relations office at for the number and passcode.

Carolina Calls:

Head coach Steve Spurrier and play-by-play voice Todd Ellis host the weekly Carolina Calls radio show from Wild Wing Cafe in the Vista on Thursday nights from 7-8 p.m. ET. Carolina Calls can be heard on the flagship station of Carolina Athletics, 107.5 The Game in Columbia.

YOUNG BUCKS: Defensive coordinator Lorenzo Ward has been impressed by several true freshmen on the defensive side of the ball. **Al Harris Jr.**, whose father Al Harris was an NFL Pro Bowl cornerback, started the season opener. **Chris Lammons** did not arrive on campus until August, but has worked his way into the cornerback rotation as well after the Gamecocks lost both starting corners from a year ago, Victor Hampton and Jimmy Legree. Despite the entire stable of linebackers returning in tact, **Bryson Allen-Williams** has seen significant action as well, especially when Carolina lines up in a 3-4 defense.

LEADER IN THE SECONDARY: Senior **Brisson Williams** is the unquestioned leader in the secondary. The 5-11, 208-pound senior from Warner Robins, Ga., has played both safety positions during his Gamecock career, but has moved over to corner to start the 2014 campaign. He has started 27 times in his career. He is tied for fourth on the team with a dozen tackles, all solo stops.

PICK THIS: The Gamecocks intercepted 18 passes a season ago, led by linebacker **Skai Moore's** four INTs, and notched their first two picks of the year against East Carolina, with **Sharrod Golightly** and **T.J. Gurley** each getting into the action. Here are the interception numbers:

| INTERCEPTIONS | 2014 | Career |
|-------------------|------|--------|
| Skai Moore | 0 | 4 |
| T.J. Holloman | 0 | 3 |
| Brisson Williams | 0 | 3 |
| T.J. Gurley | 1 | 2 |
| Kaiwan Lewis | 0 | 2 |
| Sharrod Golightly | 1 | 1 |
| Chaz Elder | 0 | 1 |
| Gerald Dixon Jr. | 0 | 1 |

THE FRISCO KID: **Elliott Fry** walked on to the Gamecock squad last summer and earned the starting placekicking chores. The Frisco, Texas product went 15-for-18 in field goal attempts and was successful on 54-of-55 extra point attempts for a team-leading 99 points, earning Freshman All-SEC accolades. His 99 points were the fourth-highest single-season total in school history. He missed his only field goal attempt in the opener against A&M, but that came from 54 yards out. He rebounded against East Carolina, going 4-for-4 in field goals, matching his career-best performance, and accounting for 15 points while earn-

ing SEC Special Teams Player of the Week honors. He hit again from 32-yards out against Georgia, giving him a streak of five in a row. He is tied for sixth in the SEC in points scored by kicking, averaging 9.0 points per game.

HULL OF A PUNTER: Senior **Tyler Hull** handles the punting chores for Carolina for a third-straight season. He averaged 39.4 yards as a sophomore and 37.8 yards as a junior. He is off to a better start this season, punting seven times for a 44.1-yard average, which ranks fifth in the SEC.

THREE-PEAT: The Gamecocks have put together three-straight 11-win seasons, the first back-to-back-to-back, double-digit win seasons in school history. They have logged three of their four 10-or more win seasons in the last three years. The only previous 10-win campaign came in 1984. The Gamecocks won 22 games from 2012-2013, 33 from 2011-2013, and 42 from 2010-2013, all school records.

BEATING THE BEST: The Gamecocks defeated six teams that won its 2013/14 postseason bowl game in 2013: Clemson (Orange), UCF (Fiesta), Missouri (Cotton), North Carolina (Belk), Mississippi State (Liberty) and Vanderbilt (BBVA Compass). South Carolina also posted wins over three teams that finished in the AP Top-10 (Missouri - 5; Clemson - 8; UCF - 10). In addition, Carolina posted wins over five teams that finished in the Top-25 in both the AP and Coaches' polls (Missouri - 5/5; Clemson - 8/7; UCF - 10/12; Wisconsin - 22/21; and Vanderbilt - 24/23).

TWELVE WITH 40: The Carolina 2013 senior class was the winningest class in school history with 42 victories. Only 12 Division I-A schools logged 40-plus wins over that span:

| Rk. | School | '10 | '11 | '12 | '13 | Total |
|-----|-----------------------|----------|-----------|-----------|-----------|-----------|
| 1. | Oregon | 12 | 12 | 12 | 11 | 47 |
| 2. | Alabama | 10 | 12 | 13 | 11 | 46 |
| | Northern Illinois | 11 | 11 | 12 | 12 | 46 |
| | Stanford | 12 | 11 | 12 | 11 | 46 |
| 5. | Florida State | 10 | 9 | 12 | 14 | 45 |
| 6. | LSU | 11 | 13 | 10 | 10 | 44 |
| 7. | Boise State | 12 | 12 | 11 | 8 | 43 |
| | Oklahoma | 12 | 10 | 10 | 11 | 43 |
| 9. | South Carolina | 9 | 11 | 11 | 11 | 42 |
| | Ohio State | 12 | 6 | 12 | 12 | 42 |
| | Michigan State | 11 | 11 | 7 | 13 | 42 |
| 12. | Oklahoma State | 11 | 12 | 8 | 10 | 41 |

Weekly Media Availability

| SUNDAY | MONDAY | TUESDAY | WEDNESDAY | THURSDAY | FRIDAY | SATURDAY |
|--|------------------------|--|--|---|--|---|
| Coach Spurrier holds a teleconference at 2 p.m. (No in-person availability). No player availability. | No media availability. | Coach Spurrier holds a noon press conference. Selected players are available around the press conference. Defensive players/assistant coaches are available after practice. All requests must be in to Steve Fink by 11 a.m. | Gamecock offensive players/assistant coaches are available after practice. All requests must be in to Steve Fink by 11 a.m. Coach Spurrier is on the SEC conference call at 11:10 a.m. ET. | Defensive coordinator Lorenzo Ward is available coming off the practice field. There is no player availability. Coach Spurrier's weekly radio show is from 7-8 p.m. ET. | Head coach Steve Spurrier and defensive coordinator Lorenzo Ward are available for network television only. There is no player availability. | Coach Spurrier, Coach Ward and requested players will be available in Media Interview Room following the game. The Gamecocks' locker room is closed to the media. |

THEY'RE BACK: The Gamecocks welcomed 56 returning letterwinners for the 2014 season. The 56 lettermen consist of 27 offensive players, 23 defensive players and six special teams players. The Gamecocks lost 12 lettermen, including six on offense and six on defense.

IT'S A NUMBERS GAME: The Gamecocks return 78 percent of their rushing yards, 26 percent of their passing yards and 75 percent of their receiving yards from a year ago. In addition, six of the squad's top eight tacklers, return in 2014.

GONE BUT NOT FORGOTTEN: The Gamecocks said goodbye to 10 lettermen from last year's roster including eight starters. The departing starters include DE Jadeveon Clowney, WR Bruce Ellington, CB Victor Hampton, CB Jimmy Legree, OG Ronald Patrick, DT Kelcy Quarles, QB Connor Shaw and DE Chaz Sutton.

EARNING THEIR WAY: Two former walk-ons – junior wide receiver **Carlton Heard** and senior fullback **Jordan Diaz** – were rewarded with scholarships by Coach Spurrier during the preseason camp for the 2014 school year.

BROTHERLY LOVE: The Gamecocks have two sets of brothers on the squad. Redshirt sophomore offensive linemen **Brock and Clayton Stadnik** are twins. On the defensive line, **Gerald Dixon and Gerald Dixon Jr.** are half-brothers. They share the same father, Gerald Dixon Sr., who played at Carolina in the early '90s.

STAFF INTACT: The Gamecocks returned their entire coaching staff from the 2013 campaign. It's the first time in Coach Spurrier's tenure at South Carolina that every member of the staff returned for a second-straight season.

GOOD HOME COOKIN': The Gamecocks had their school-record 18-game home winning streak, the longest in the nation, snapped in the season opener. The school's previous longest home

winning streak was 15 games, set from 1978-80. The Gamecocks are 20-1 in their last 21 games at Williams-Brice Stadium and 36-4 (.900) in their last 40 home games. The only home losses since the start of the 2009 season came to top-ranked Florida in 2009, to 17th-ranked Arkansas in 2010 and to defending national champion Auburn in 2011 before the 2014 loss to Texas A&M.

CLOSE BUT NO CIGAR: The Gamecocks have been frustrated by defeating the SEC Eastern Division champion in each of the past three years (Georgia in 2011 and 2012; Missouri in 2013) and having a 6-2 conference record in each campaign, yet did not represent the East at the SEC title game in any of those seasons.

SILVER ANNIVERSARY: Head coach **Steve Spurrier** is in his 25th season as a college head coach. He has won 221 games in that time, the fourth-highest win total among Division I coaches in their first 25 years. With a successful 2014 campaign, he could move up to second on the list, behind only Nebraska's Tom Osborne. Here is that impressive list of 200 or more wins over the first 25 seasons as a head coach:

200 COACHING WINS IN FIRST 25 SEASONS

| Coach | Seasons | W | L | T | PCT. |
|-----------------------|--------------------------|------------|-----------|----------|-------------|
| Tom Osborne | 1973-1997 | 255 | 49 | 3 | .836 |
| Joe Paterno | 1966-1990 | 229 | 60 | 3 | .789 |
| LaVell Edwards | 1972-1996 | 228 | 81 | 3 | .736 |
| Steve Spurrier | 1987-2001, '05-14 | 221 | 80 | 2 | .733 |
| Bo Schembechler | 1963-1987 | 215 | 61 | 7 | .772 |
| Pop Warner | 1895-1919 | 210 | 70 | 11 | .741 |
| Bobby Bowden | 1959-62; '70-90 | 205 | 74 | 3 | .732 |
| Vince Dooley | 1964-1988 | 201 | 77 | 10 | .715 |
| Mack Brown | 1983, '85-2008 | 201 | 100 | 1 | .667 |

GAMECOCKS PICKED TO WIN THE EAST: Media attending the annual SEC Media Days in Birmingham in July picked South Carolina to win the Eastern Division of the SEC in 2014. The Gamecocks claimed the top spot in the East despite having no players listed on the first-team all-conference squad as selected by the media. It's the first time in SEC history that has occurred. Georgia, Florida and Missouri follow the Gamecocks, ahead of Tennessee, Vanderbilt and Kentucky. Alabama edged Auburn for the No. 1 spot in the West, with LSU, Ole Miss, Mississippi State, Texas A&M and Arkansas rounding out the pack.

WORKING OVERTIME: The Gamecocks won their first overtime game in school history when they defeated Missouri, 27-24, in two overtimes on October 26, 2013 in Columbia, Mo. The Gamecocks are 1-2 all-time in overtime games, with both overtime losses coming at Tennessee, a 23-20 setback on September 27, 2003, and a 27-24 loss in Knoxville on October 27, 2007.

TOTING THE SHEEPSKIN: Nine Gamecocks will have earned their degree by the time the 2014 season commences, including **A.J. Cann, Ryland Culbertson, Patrick Fish, Cody Gibson, Sharrod Golightly, Nick Jones, Connor McLaurin, Sidney Rhodes** and **Dylan Thompson**.

WHO'S NEXT?: The Gamecocks have had a first-team All-America selection in each of the last five seasons. **Eric Norwood** (2009) got things started, followed by **Alshon Jeffery** (2010), **Melvin Ingram** (2011), **Jadeveon Clowney** (2012 and 2013) and **Kelcy Quarles** (2013).

QB'S UNDER THE HBC: Here are the records of the starting Carolina QB's under Steve Spurrier:

| Quarterback | Starts | Record | Pct. |
|-----------------------|----------|------------|-------------|
| Connor Shaw | 32 | 27-5 | .844 |
| Stephen Garcia | 34 | 20-14 | .588 |
| Blake Mitchell | 23 | 13-10 | .565 |
| Chris Smelley | 15 | 9-6 | .600 |
| Syvelle Newton | 7 | 4-3 | .571 |
| Dylan Thompson | 6 | 5-1 | .833 |
| Tommy Beecher | 1 | 1-0 | 1.000 |
| Antonio Heffner | 1 | 0-1 | .000 |

THE TOP-10: Carolina has been ranked in the AP Top-10 38 times in school history, 24 under Steve Spurrier, including 21 times since 2011.

SOUTH CAROLINA IN THE AP TOP-10:

| DATE..... AP | DATE..... AP | DATE..... AP |
|-----------------|------------------|------------------|
| 10/23/84..... 9 | 10/10/10..... 10 | 08/17/13..... 6 |
| 10/30/84..... 5 | | 09/03/13..... 6 |
| 11/06/84..... 5 | 09/11/11..... 10 | 11/23/13..... 10 |
| 11/13/84..... 2 | 09/25/11..... 10 | 11/30/13..... 8 |
| 11/20/84..... 9 | 10/30/11..... 10 | 12/08/13..... 8 |
| 11/27/84..... 7 | 12/04/11..... 10 | FINAL 2013.. 4 |
| 12/04/84..... 7 | FINAL 2011.. 9 | |
| | | 08/17/14..... 9 |
| 11/24/87..... 8 | 08/18/12..... 9 | |
| 12/01/87..... 8 | 09/04/12..... 9 | |
| 12/08/87..... 9 | 09/09/12..... 8 | |
| | 09/16/12..... 7 | |
| 09/27/88..... 8 | 09/23/12..... 6 | |
| 10/04/88..... 8 | 09/30/12..... 6 | |
| 10/11/88..... 8 | 10/07/12..... 3 | |
| | 10/14/12..... 9 | |
| 10/07/01..... 9 | FINAL 2012.. 8 | |
| 10/07/07..... 7 | | |
| 10/14/07..... 6 | | |

2014 Carolina Rankings

| Category | Avg. | SEC | NCAA |
|--------------------|--------|-----|------|
| Scoring Offense | 33.0 | 12 | 59 |
| Rushing Offense | 301.0 | 5 | 32 |
| Passing Offense | 139.3 | 12 | 87 |
| Passing Efficiency | 150.23 | 8 | 39 |
| Total Offense | 440.3 | 9 | 56 |
| Scoring Defense | 36.7 | 14 | 106 |
| Rushing Defense | 172.7 | 14 | 81 |
| Passing Defense | 341.0 | 14 | 122 |
| Pass Eff. Defense | 151.35 | 14 | 109 |
| Total Defense | 513.7 | 14 | 117 |
| Kickoff Returns | 22.08 | 9 | 47 |
| Punt Returns | 2.50 | 14 | 110 |
| Net Punting | 40.29 | 8 | 31 |
| Turnover Margin | -0.67 | 12 | 95 |
| Sacks | 1.00 | 14 | 99 |
| Tackles for Loss | 3.0 | 14 | 116 |
| Sacks Allowed | 1.33 | 7 | 37 |

Pronunciation Guide

| | |
|--------------------------|-----------------|
| Jerrell Adams..... | jur-L |
| Larenz Bryant..... | luh-RENZ |
| Damiere Byrd..... | duh-MEER |
| Zach Cimaglia..... | sim-AG-lee-uh |
| Terry Googer..... | GOO-jer |
| Shamier Jeffery..... | shuh-MEER |
| Abu Lamin..... | ah-BOO la-MEEN |
| Chris Lammons..... | luh-MONZ |
| Kaiwan Lewis..... | kuh-WAN |
| Kadatrix Marcus..... | kuh-DEE-trix |
| Mike Matulis..... | muh-TOO-lis |
| Skai Moore..... | SKY |
| Brendan Nosovitch..... | NAH-so-vitch |
| Marcquis Roberts..... | mar-KWEES |
| Na'Ty Rodgers..... | nuh-TIE |
| Michael Scarnecchia..... | scar-NECK-ee-ah |
| J.T. Surratt..... | sur-RAT |

Gamecocks In The NFL

| Name | Team | Position |
|---------------------|----------------------|------------------|
| John Abraham | Arizona Cardinals | Defensive End |
| Antonio Allen | New York Jets | Safety |
| Jasper Brinkley | Minnesota Vikings | Linebacker |
| Jadeveon Clowney | Houston Texans | Defensive End |
| Jared Cook | St. Louis Rams | Tight End |
| Chris Culliver | San Francisco 49ers | Cornerback |
| Justice Cunningham* | St. Louis Rams | Tight End |
| Patrick DiMarco | Atlanta Falcons | Fullback |
| Bruce Ellington | San Francisco 49ers | Wide Receiver |
| Clifton Geathers | Washington Redskins | Defensive End |
| Stephon Gilmore | Buffalo Bills | Cornerback |
| Melvin Ingram | San Diego Chargers | Defensive End |
| Lemuel Jeanpierre* | Seattle Seahawks | Center |
| Alshon Jeffery | Chicago Bears | Wide Receiver |
| T.J. Johnson | Cincinnati Bengals | Center |
| Johnathan Joseph | Houston Texans | Cornerback |
| Spencer Lanning | Cleveland Browns | Punter |
| Marcus Lattimore* | San Francisco 49ers | Running Back |
| Jimmy Legree# | Arizona Cardinals | Cornerback |
| Cliff Matthews | Atlanta Falcons | Defensive End |
| Jamon Meredith | Indianapolis Colts | Offensive Tackle |
| Captain Munnerlyn | Minnesota Vikings | Cornerback |
| Ronald Patrick# | Dallas Cowboys | Offensive Guard |
| Kelcy Quarles# | New England Patriots | Defensive Tackle |
| Travian Robertson# | Atlanta Falcons | Defensive Tackle |
| Ace Sanders | Jacksonville Jaguars | Wide Receiver |
| Connor Shaw# | Cleveland Browns | Quarterback |
| Darian Stewart | Baltimore Ravens | Safety |
| Ryan Succop | Tennessee Titans | Placekicker |
| Chaz Sutton# | Washington Redskins | Linebacker |
| D.J. Swearinger | Houston Texans | Safety |
| Devin Taylor | Detroit Lions | Defensive End |

*-Injured Reserve #-Practice Squad

Carolina Radio Affiliates

| | | | | | |
|-----------------|---------|-------|--------------|---------|-------|
| Abbeville | WZLA-FM | 92.9 | Gaffney | WZZQ-AM | 1500 |
| Aiken/Edgefield | WKXS-FM | 92.7 | Greenville/ | | |
| Allendale | WDOG-FM | 93.5 | Spartanburg | WROO-FM | 96.7 |
| Anderson | WRIX-FM | 103.1 | Hilton Head | WVGB-AM | 1490 |
| Camden | WPUB-FM | 102.7 | Hilton Head | WVGB-FM | 94.5 |
| Camden | WCAM-AM | 1590 | Myrtle Beach | WSYN-FM | 103.1 |
| Charleston | WWIK-FM | 98.9 | Newberry | WKDK-AM | 1240 |
| Chesterfield | WVSZ-FM | 107.3 | Rock Hill | WRHM-FM | 107.1 |
| Columbia | WNKT-FM | 107.5 | Seneca | WSNW-AM | 1150 |
| Florence | WHYM-AM | 1260 | Seneca | WSNW-FM | 94.1 |
| Florence/Lamar | WFRK-FM | 95.3 | Sumter | WIBZ-FM | 95.5 |
| Gaffney | WZZQ-FM | 104.3 | Union | WBCU-AM | 1460 |

NON-CONFERENCE WINS: South Carolina has won 16-straight games against non-conference opponents. Its last non-conference loss came to Florida State in the 2010 Chick-fil-A Bowl. Since that loss they have defeated East Carolina (three times), Navy, The Citadel, Clemson (three times), Nebraska, UAB, Wofford, Michigan, North Carolina, UCF, Coastal Carolina and Wisconsin.

REGULAR SEASON NON-CON WINS: The Gamecocks have posted 21-consecutive regular season victories against non-conference opponents, dating back to the start of the 2009 season. Over the past five seasons, Carolina has logged regular season non-conference wins over Clemson (5 times), East Carolina (3 times), North Carolina State, Florida Atlantic, South Carolina State, Southern Miss, Furman, Troy, Navy, The Citadel, UAB, Wofford, North Carolina, Central Florida and Coastal Carolina.

BEST CAROLINA WINS: The Gamecocks win over No. 6 Georgia matched the sixth-best win in school history by the A.P. rankings. Here are Carolina's top wins by rankings. Five of the top seven have come since 2009:

| Date | Opponent | A.P. Rank | Score |
|-----------------|-------------------|-----------|--------------|
| 10/09/10 | vs Alabama | 1 | 35-21 |
| 10/24/81 | at North Carolina | 3 | 31-13 |
| 09/24/09 | vs Ole Miss | 4 | 16-10 |
| 10/06/12 | vs Georgia | 5 | 35-7 |
| 10/26/13 | at Missouri | 5 | 27-24 |
| 09/24/88 | vs Georgia | 6 | 23-10 |
| 09/13/14 | vs Georgia | 6 | 38-35 |
| 10/04/07 | vs Kentucky | 8 | 38-23 |
| 11/21/87 | vs Clemson | 8 | 20-7 |
| 11/14/53 | at West Virginia | 8 | 20-14 |
| 09/09/00 | vs Georgia | 9 | 21-10 |
| 10/23/58 | vs Clemson | 10 | 26-6 |

GAMECOCKS IN THE SEC: The Gamecocks are in their 23rd season of SEC play. They have played 178 SEC regular-season contests since joining the league. They have just a .447 all-time winning percentage in SEC play, but have a 24-10 mark (.706) since the 2010 season. Here's a breakdown of the Gamecocks in conference regular season action:

| Years | Record | .500 or Better | Pct. |
|---------------|----------------|------------------|-------------|
| 1992-1994 | 9-15-0 | 1994 | .375 |
| 1995-1997 | 9-14-1 | 1996 | .396 |
| 1998-2000 | 5-19-0 | 2000 | .208 |
| 2001-2003 | 10-14-0 | 2001 | .417 |
| 2004-2006 | 12-12-0 | 2004, 2005 | .500 |
| 2007-2009 | 10-14-0 | 2008 | .417 |
| 2010-2012 | 17-7-0 | 2010, 2011, 2012 | .708 |
| 2013-2014 | 7-3-0 | 2013 | .700 |
| Totals | 79-98-1 | Ten Times | .447 |

BEATING THE EAST: The Gamecocks went 4-2 against SEC Eastern Division foes in 2013 and are 19-4 over the past five seasons. In each of the previous three seasons, Carolina has defeated the SEC Eastern Division champion (Georgia in 2011 and '12 and Missouri in 2013). Carolina had never won more than four games in the division prior to Coach Spurrier's arrival, but have done it five times since 2005:

| Year | East | SEC | Year | East | SEC |
|------|------|-------|------|------|-----|
| 1992 | 2-3 | 3-5 | 2003 | 2-3 | 2-6 |
| 1993 | 2-3 | 2-6 | 2004 | 2-3 | 4-4 |
| 1994 | 2-3 | 4-4 | 2005 | 4-1 | 5-3 |
| 1995 | 1-4 | 2-5-1 | 2006 | 2-3 | 3-5 |
| 1996 | 3-2 | 4-4 | 2007 | 2-3 | 3-5 |
| 1997 | 2-3 | 3-5 | 2008 | 2-3 | 4-4 |
| 1998 | 0-5 | 0-8 | 2009 | 2-3 | 3-5 |
| 1999 | 0-5 | 0-8 | 2010 | 4-1 | 5-3 |
| 2000 | 3-2 | 5-3 | 2011 | 5-0 | 6-2 |
| 2001 | 3-2 | 5-3 | 2012 | 5-1 | 6-2 |
| 2002 | 2-3 | 3-5 | 2013 | 4-2 | 6-2 |
| | | | 2014 | 1-0 | 2-1 |

SEC Players of the Week

| Player | Award | Opponent |
|-------------|---------------|---------------|
| Elliott Fry | Special Teams | East Carolina |

UP NEXT: Carolina will return home next week to host the Missouri Tigers in the annual Parent's Weekend game. The teams have evenly split the four games played previously. Missouri won a pair of bowl games, the 1979 Hall of Fame Bowl and the 2005 Independence Bowl. The Gamecocks have won each of the two meetings as SEC Eastern Division rivals, 31-10 in South Carolina in 2012 and a memorable 27-24 double-overtime win in Missouri last season.

LOOKING FURTHER AHEAD: The Gamecocks 2015 non-conference schedule is set. South Carolina and North Carolina will open the college football season on Thursday, September 3, when the two bordering state flagship schools hook up at Bank of America Stadium in Charlotte. The other three non-conference games will all be at home, with UCF (September 26), The Citadel (November 21) and Clemson (November 28) providing the opposition. In the SEC rotation, the Gamecocks will host LSU, while they will travel to College Station, Texas for the first time to face their permanent rival, Texas A&M. Dates for the conference games have not yet been announced.

THIS, THAT AND THE OTHER:

- ◆ Head coach Steve Spurrier has had as many 11-win seasons in nine years at South Carolina (3) as he had in his 12 years at Florida.
- ◆ In the past five seasons, Carolina has a combined 14-3 record against its top-four rivals. They are 4-0 against Clemson, 4-1 against Georgia, and 3-1 against both Florida and Tennessee.
- ◆ Steve Spurrier is one of only four coaches to record 100 or more wins as an SEC coach against SEC competition (he also has three wins against SEC teams while coaching at Duke). Only Bear Bryant (159) has won more SEC conference games than Coach Spurrier's 129. Spurrier passed John Vaught (106) and Vince Dooley (105) during the 2010 campaign.
- ◆ The Gamecocks have won five-straight "state championships" against their in-state rival, Clemson. It's the longest Carolina winning streak in the history of the series that dates back to 1896.
- ◆ Former Gamecock great quarterback **Tommy Suggs** (1968-70) is in his 41st year describing Gamecock football from the radio booth. Here are the longest tenured announcers in college football:
 1. Bob Robertson, Washington State..... 48
 2. Bill Hillgrove, Pitt..... 45
 3. Don Fischer, Indiana 42
 4. **Tommy Suggs, South Carolina 41**
 - Vic Purvis, Southern Miss..... 41
 - Larry Zimmer, Colorado..... 41

GAMECOCKS AGAINST RANKED FOES: Carolina is 19-24 versus opponents ranked in the AP Top-25 under Coach Spurrier, but has won six of its last eight games against ranked foes:

2005 (2-1)

Sept. 10 - #9 Georgia 17, Carolina 15 (Athens)
 Oct. 29 - Carolina 16, #23 Tennessee 15 (Knoxville)
 Nov. 12 - Carolina 30, #12 Florida 22 (Columbia)

2006 (1-5)

Sept. 9 - #12 Georgia 18, Carolina 0 (Columbia)
 Sept. 28 - #2 Auburn 24, Carolina 17 (Columbia)
 Oct. 28 - #8 Tennessee 31, Carolina 24 (Columbia)
 Nov. 4 - #12 Arkansas 26, Carolina 20 (Columbia)
 Nov. 11 - #6 Florida 17, Carolina 16 (Gainesville)
 Nov. 25 - Carolina 31, #24 Clemson 28 (Clemson)

2007 (2-3)

Sept. 8 - Carolina 16, #11 Georgia 12 (Athens)
 Sept. 22 - #2 LSU 28, #12 Carolina 16 (Baton Rouge)
 Oct. 4 - #11 Carolina 38, #8 Kentucky 23 (Columbia)
 Nov. 10 - #17 Florida 51, Carolina 31 (Columbia)
 Nov. 24 - #15 Clemson 23, Carolina 21 (Columbia)

2008 (0-3)

Sept. 13 - #2 Georgia 14, Carolina 7 (Columbia)
 Oct. 18 - #13 LSU 24, Carolina 17 (Columbia)
 Nov. 15 - #3 Florida 56, #24 Carolina 6 (Gainesville)

2009 (2-3)

Sept. 12 - #21 Georgia 41, Carolina 37 (Athens)
 Sept. 24 - Carolina 16, #4 Ole Miss 10 (Columbia)
 Oct. 17 - #2 Alabama 20, #22 Carolina 6 (Tuscaloosa)
 Nov. 14 - #1 Florida 24, Carolina 14 (Columbia)
 Nov. 28 - Carolina 34, #15 Clemson 17 (Columbia)

2010 (3-4)

Sept. 11 - #24 Carolina 17, #22 Georgia 6 (Columbia)
 Sept. 25 - #17 Auburn 35, #12 Carolina 27 (Auburn)
 Oct. 9 - #19 Carolina 35, #1 Alabama 21 (Columbia)
 Nov. 6 - #17 Arkansas 41, #18 Carolina 20 (Columbia)
 Nov. 13 - #22 Carolina 36, #24 Florida 14 (Gainesville)
 Dec. 4 - #2 Auburn 56, #18 Carolina 17 (Atlanta)
 Dec. 31 - #23 Florida St 26, #19 Carolina 17 (Atlanta)

2011 (2-1)

Nov. 5 - #8 Arkansas 44, #10 Carolina 28 (Fayetteville)
 Nov. 26 - #14 Carolina 34, #18 Clemson 13 (Columbia)
 Jan. 2 - #10 Carolina 30, #21 Nebraska 13 (Orlando)

2012 (3-2)

Oct. 6 - #6 Carolina 35, #5 Georgia 7 (Columbia)
 Oct. 13 - #9 LSU 23, #3 Carolina 21 (Baton Rouge)
 Oct. 20 - #3 Florida 44, #9 Carolina 11 (Gainesville)
 Nov. 24 - #13 Carolina 27, #12 Clemson 17 (Clemson)
 Jan. 1 - #11 Carolina 33, #19 Michigan 28 (Tampa)

2013 (3-1)

Sept. 7 - #11 Georgia 41, #6 Carolina 30 (Athens)
 Oct. 26 - #20 Carolina 27, #5 Mizzou 24 (Columbia, Mo.)
 Nov. 23 - #10 Carolina 31, #6 Clemson 17 (Columbia)
 Jan. 1 - #8 Carolina 34, #19 Wisconsin 24 (Orlando)

2014 (1-1)

Aug. 28 - #21 Texas A&M 52, #9 Carolina 28 (Columbia)
 Sept. 6 - #24 Carolina 38, #6 Georgia 35 (Columbia)

GAME CAPTAINS: The Gamecocks will have individual game captains until permanent captains are named later in the season.

Texas A&M: A.J. Cann, J.T. Surratt, Dylan Thompson, Brison Williams

East Carolina: Rory Anderson, Jordan Diggs, Patrick Fish, Nick Jones

Georgia: Sharrod Golightly, T.J. Gurley, Corey Robinson, Dylan Thompson

The Last Time They Met...

Game 3

#13/14 South Carolina 35, Vanderbilt 25



Sept. 14, 2013
Williams-Brice Stadium
Columbia, S.C.
81,371



COLUMBIA, S.C.— Behind senior quarterback Connor Shaw's 368 yards of total offense, South Carolina (2-1, 1-1 SEC) held on to defeat Vanderbilt 35-25 on Saturday night at Williams-Brice Stadium.

Shaw threw for 284 yards and three touchdowns on 21-for-29 passing while also leading the Gamecocks in rushing with 84 yards on 19 carries. Junior wide receiver Bruce Ellington made a career-best eight catches for 111 yards and a score, while sophomore running back Mike Davis added 144 all-purpose yards (77 rushing, 67 receiving) in the victory. Sophomore running back Brandon Wilds caught his first career TD pass, while junior Nick Jones also had a TD catch.

South Carolina scored on its first four possessions of the game. The first, set up by Ellington's 12-yard punt return to the Vandy 42, needed just six plays, with all the yards (27 passing, 15 rushing) coming from Shaw. Shaw hit Jones with a bullet toward the back of the end zone for a 12-yard touchdown pass. The second Gamecock drive went much longer, as it took 11 plays to cover 93 yards. Davis capped the drive with a four-yard run. The biggest play came on Davis' 38-yard catch-and-run from Shaw that put South Carolina on the Vandy 24.


Junior quarterback Dylan Thompson piloted the third drive, an eight-play, 76-yard one that ended with his three-yard draw for the score. He went 5-for-5 for 67 yards, with all five passes going for first downs. The second quarter saw the Gamecocks keep rolling, scoring an eight-yard, 92-yard drive. Shaw hit Ellington in traffic from 26 yards out for the score, the third catch of the drive for the junior. He also had a three-yard grab and a 39-yard catch as well in the sequence.

Vanderbilt (1-2, 0-2 SEC) scored late in the first half on Jerron Seymour's one-yard run. Steven Clarke's 69-yard interception of Thompson's pass set up the one-play, one-yard score. It was the first interception given up by the Gamecocks in 72 pass attempts in 2013. The Commodores added a 54-yard field goal from Carey Spear as the half ended. South Carolina outgained Vanderbilt 381-95 in the first half and ran 52 plays to Vandy's 24.

The Gamecocks put up another touchdown on their first possession of the second half when Wilds caught a 33-yard TD pass from Shaw, finishing the 10-play, 75-yard drive in 4:38. On the ensuing Vandy possession, the Commodores drove deep into Gamecock territory before junior defensive end Jadeveon Clowney sacked VU's Austyn Carta-Samuels and forced a fumble, which senior defensive tackle Kelsey Quarles recovered, ending that Vandy threat.

But the Commodores kept coming, scoring early in the fourth quarter on Carta-Samuels' one-yard run, which ended a 10-play, 45-yard drive. The ensuing kickoff was fumbled by the Gamecocks, setting up Wesley Tate's 19-yard reception from Carta-Samuels for the score. The two-point pass to tight end Steven Schue was good, making it 35-25 in favor of South Carolina. After a stalled Vanderbilt drive, the punt hit a Gamecock defender, and VU's Darrius Sims recovered, giving the Commodores another life. But senior cornerback Jimmy Legree picked off the Carta-Samuel pass on the goal line, the first interception by a Gamecock in 2013.

The Gamecocks, taking over at the one-yard line, ran the clock down to a minute before turning the ball over on downs at the Vanderbilt 36. The Commodores' final possession was unfruitful, giving the Gamecocks the win.



| Vanderbilt | 0 | 10 | 0 | 15 | 25 |
|----------------|----|----|---|----|----|
| South Carolina | 21 | 7 | 7 | 0 | 35 |

Scoring Summary

| | | | | |
|-----|-------|----|--|-------|
| 1st | 10:50 | SC | Jones 12-yard pass from Shaw (Fry kick) (6-42-2:37) | 7-0 |
| 1st | 4:43 | SC | Davis 4-yard run (Fry kick) (11-93-3:58) | 14-0 |
| 1st | 0:32 | SC | Thompson 3-yard run (Fry kick) (8-76-2:36) | 21-0 |
| 2nd | 10:03 | SC | Ellington 26-yard pass from Shaw (Fry kick) (8-92-3:23) | 28-0 |
| 2nd | 3:38 | VU | Seymour 1-yard run (Spear kick) (1-1-0:03) | 28-7 |
| 2nd | 0:00 | VU | Spear 54-yard field goal (4-46-0:24) | 28-10 |
| 3rd | 10:22 | SC | Wilds 33-yard pass from Shaw (Fry kick) (10-75-4:38) | 35-10 |
| 4th | 14:12 | VU | Carta-Samuels 1-yard run (Spear kick) (10-49-5:10) | 35-17 |
| 4th | 13:59 | VU | Tate 19-yard pass from Carta-Samuels (Scheu pass from Carta-Samuels) (1-19-0:08) | 35-25 |

Team Statistics

| | VU | SC |
|----------------------------|---------|---------|
| First Downs | 14 | 31 |
| Rushing | 7 | 13 |
| Passing | 7 | 18 |
| Penalty | 0 | 0 |
| Net Yards Rushing | 121 | 220 |
| Rushing Attempts | 33 | 49 |
| Net Yards Passing | 147 | 359 |
| Cmp.-Att.-Int. | 12-22-1 | 28-38-1 |
| Total Offense Yards | 268 | 579 |
| Total Offense Plays | 55 | 87 |
| Fumbles: No.-Lost | 1-1 | 3-2 |
| Penalties: No.-Yards | 0-0 | 5-30 |
| Punts-Yards | 6-280 | 3-88 |
| Avg. Yards Per Punt | 46.7 | 29.3 |
| Punt Returns: No.-Yards | 1-0 | 5-12 |
| Kickoff Returns: No.-Yards | 6-142 | 2-31 |
| Interceptions: No.-Yards | 1-69 | 1-1 |
| Possession Time | 22:50 | 37:10 |
| Third Down Conversions | 2-12 | 11-17 |
| Fourth Down Conversions | 3-3 | 2-3 |
| Red Zone Scores-Chances | 3-5 | 3-3 |
| Sacks By: No.-Yards | 0-0 | 5-29 |
| PAT Kicks | 2-2 | 5-5 |
| Field Goals | 1-1 | 0-0 |

Individual Statistics

RUSHING: VU: Tate 10-72; Seymour 6-39; Kimbrow 5-16; Carta-Samuels 12-(-5). SC: Shaw 19-84; Davis 17-77; Wilds 10-36; Thompson 3-23.

PASSING: VU: Carta-Samuels 12-22-1-147. SC: Shaw 21-29-0-284; Thompson 7-9-1-75.

RECEIVING: VU: Matthews 8-106; Tate 1-19; Krause 1-10; Kentera 1-7; Seymour 1-5. SC: Ellington 8-111; Wilds 5-65; Davis 3-67; Roland 3-38; Anderson 3-30; Adams 2-16; Byrd 1-12; Jones 1-12; Smith 1-9; Thompson 1-(-1).

PUNT RETURNS: VU: Krause 1-0. SC: Ellington 3-16; Hampton 1-(-4).

KICKOFF RETURNS: VU: Sims 5-128; McGaster 1-14. SC: Carson 2-31.

INTERCEPTION RETURNS: VU: Clarke 1-69. SC: Legree 1-1.

The Last Time They Met in Nashville

Game 1

#9/9 South Carolina 17, Vanderbilt 13

**August 30, 2012
Vanderbilt Stadium
Nashville, Tenn.
38,393**



NASHVILLE, TENN.—Junior running back Marcus Lattimore rushed for 110 yards and two touchdowns to lead ninth-ranked South Carolina to a 17-13 victory over Vanderbilt on Thursday night in the season opener for both teams at Vanderbilt Stadium.

With the Gamecocks trailing 13-10 early in the fourth quarter, Lattimore scored the game-winning touchdown on a 1-yard run with 11:25 remaining. The Gamecock defense then buckled down and allowed just 17 yards the rest of the way to seal the win.

South Carolina (1-0, 1-0 SEC) has now won 13 straight season openers and nine straight games against SEC Eastern Division opponents, while Gamecock head coach Steve Spurrier improves to 22-1 all-time in season openers. The Commodores (0-1, 0-1) have dropped four straight games to South Carolina.

In his first game back after suffering a knee injury at Mississippi State last season, Lattimore averaged 4.8 yards on 23 carries and led the Gamecocks with three receptions for 21 yards.

Despite missing several series with a shoulder injury, junior quarterback Connor Shaw helped guide the Gamecocks back into the game, connecting on 7-of-11 passes for 67 yards and rushing 14 times for 92 yards.

The Gamecock defense came up big early after two turnovers by the offense. With Vanderbilt facing a third and goal at the Carolina 5, linebacker Shaq Wilson stepped in front of a Jordan Rogers pass and returned the interception 37 yards to the Commodore 49.

Wilson's interception provided a spark for the offense, as Shaw ran for a 20-yard gain on Carolina's first play after the turnover. Lattimore then took care of the rest as he busted loose for a 29-yard touchdown run, breaking a tackle on his way to the end zone. The touchdown moved Lattimore into sole possession of third place in career rushing touchdown at Carolina with 28. Adam Yates tacked on the extra point to give the Gamecocks a 7-0 lead at the 4:55 mark of the first quarter.

Yates drilled his first career field goal attempt from 20 yards out with 11:44 left in the half to push South Carolina's lead to 10-0.

Vanderbilt fought back to tie the game before halftime, as Rogers connected with Jordan Matthews for a 78-yard scoring strike to make it a 10-7 ballgame with 10:37 remaining.

After holding the Gamecocks to a three-and-out on the ensuing possession, the Commodores drove deep into Carolina territory before Carey Spear made a 25-yard field goal to knot the game at 10-10.


Shaw left the game late in the second quarter with a shoulder injury after rushing for a 2-yard gain on first down, as the teams ran out the clock and headed into the locker room tied at 10.

Vanderbilt took its first lead of the contest in the third quarter on a 44-yard field goal by Spear that gave the Commodores a 13-10 advantage with 6:02 on the clock.

But Shaw re-entered the game to help lead the Gamecocks to victory. After the offense stalled in his first series back, he guided Carolina on a nine-play, 66-yard scoring drive in his second series, with Lattimore scoring from 1 yard out to give the Gamecocks the lead for good.

Wilson and sophomore defensive tackle Kelcy Quarles led the Carolina defense with eight tackles apiece, as the Gamecocks surrendered 276 yards. Carolina also had five sacks on the night.

Rogers led the way for Vanderbilt, completing 13-of-23 passes for 214 yards and one touchdown.



| South Carolina | 7 | 3 | 0 | 7 | 17 |
|----------------|---|----|---|---|----|
| Vanderbilt | 0 | 10 | 3 | 0 | 13 |

Scoring Summary

| | | | | |
|-----|-------|----|---|-------|
| 1st | 4:55 | SC | Lattimore 29-yard run (Yates kick) (2-49-0:21) | 7-0 |
| 2nd | 11:44 | SC | Yates 20-yard field goal (14-66-6:38) | 10-0 |
| 2nd | 10:37 | VU | Matthews 78-yard pass from Rodgers (Spear kick) (2-76-1:01) | 10-7 |
| 2nd | 6:51 | VU | Spear 25-yard field goal (5-38-2:06) | 10-10 |
| 3rd | 6:02 | VU | Spear 44-yard field goal (10-27-3:43) | 10-13 |
| 4th | 11:25 | SC | Lattimore 1-yard run (Yates kick) (9-66-4:39) | 17-13 |

Team Statistics

| | SC | VU |
|----------------------------|--------|---------|
| First Downs | 17 | 11 |
| Rushing | 12 | 6 |
| Passing | 4 | 5 |
| Penalty | 1 | 0 |
| Net Yards Rushing | 205 | 62 |
| Rushing Attempts | 47 | 36 |
| Net Yards Passing | 67 | 214 |
| Cmp.-Att.-Int. | 7-15-1 | 13-23-1 |
| Total Offense Yards | 272 | 276 |
| Total Offense Plays | 62 | 59 |
| Fumbles: No.-Lost | 2-1 | 3-0 |
| Penalties: No.-Yards | 6-30 | 5-35 |
| Punts-Yards | 6-234 | 4-174 |
| Avg. Yards Per Punt | 39.0 | 43.5 |
| Punt Returns: No.-Yards | 3-15 | 1-15 |
| Kickoff Returns: No.-Yards | 0-0 | 3-84 |
| Interceptions: No.-Yards | 1-37 | 1-17 |
| Possession Time | 31:36 | 28:24 |
| Third Down Conversions | 3-12 | 3-15 |
| Fourth Down Conversions | 1-1 | 1-4 |
| Red Zone Scores-Chances | 2-2 | 1-2 |
| Sacks By: No.-Yards | 5-31 | 3-24 |
| PAT Kicks | 2-2 | 1-1 |
| Field Goals | 1-1 | 2-3 |

Individual Statistics

RUSHING: SC: Lattimore 23-110; C. Shaw 14-92; Davis 1-4; Miles 1-3; Team 3-0; Thompson 5-(-4). **VU:** Stacy 13-48; Tate 7-17; Kimbrow 2-5; Grady 1-0; Rodgers 13-(-8).

PASSING: SC: Shaw 7-11-1-67; Thompson 0-3-0-0; Strickland 0-1-0-0. **VU:** Rodgers 13-23-1-214.

RECEIVING: SC: Lattimore 3-21; Sanders 2-13; Cunningham 1-20; Byrd 1-13. **VU:** Matthews 8-147; Krause 2-9; Grady 1-32; Tate 1-17; Boyd 1-9.

PUNT RETURNS: SC: A. Sanders 3-15. **VU:** Stacy 1-15.

KICKOFF RETURNS: SC: None. **VU:** Hal 2-61; Clarke 1-23.

INTERCEPTION RETURNS: SC: Wilson 1-37. **VU:** Ladler 1-17.

South Carolina Depth Chart

Offense

| | | |
|-----------|---|---|
| WR | 4 Shaq Roland 1 Damiere Byrd 8 Shamier Jeffery | 6-1 176 JR-2L Lexington, S.C. 5-9 170 SR-3L Sicklerville, N.J. 6-1 198 JR-1L St. Matthews, S.C. |
| WR | 11 Pharoah Cooper 80 K.J. Brent | 5-11 201 SO-1L Havelock, N.C. 6-4 192 JR-2L Waxhaw, N.C. |
| WR | 3 Nick Jones 83 Carlton Heard 85 Kane Whitehurst | 5-7 168 SR-3L Moore, S.C. 6-0 188 JR-SQ Athens, Ga. 5-11 169 JR-1L Duluth, Ga. |
| LT | 53 Corey Robinson 74 Mason Zandi | 6-8 344 SR-2L Havelock, N.C. 6-9 301 SO-1L Irmo, S.C. |
| LG | 50 A.J. Cann 75 Will Sport | 6-4 311 SR-3L Bamberg, S.C. 6-5 291 JR-2L Milton, Fla. |
| C | 70 Alan Knott 54 Clayton Stadnik | 6-4 280 FR-RS Tyrone, Ga. 6-3 273 SO-1L Greensboro, N.C. |
| RG | 51 Cody Waldrop 75 Will Sport | 6-2 309 SO-1L Seffner, Fla. 6-5 291 JR-2L Milton, Fla. |
| RT | 71 Brandon Shell 55 Na'Ty Rodgers | 6-6 333 JR-2L Goose Creek, S.C. 6-5 280 FR-RS Waldorf, Md. |
| TE | 81 Rory Anderson 89 Jerell Adams 90 Cody Gibson 88 Drew Owens | 6-5 227 SR-3L Powder Springs, Ga. 6-6 242 JR-2L Pinewood, S.C. 6-7 278 SR-3L Tallahassee, Fla. 6-6 238 JR-1L Charlotte, N.C. |
| QB | 17 Dylan Thompson 10 Perry Orth or 6 Connor Mitch | 6-3 218 SR-3L Boiling Springs, S.C. 6-1 204 SO-SQ Ponte Vedra, Fla. 6-3 211 FR-RS Raleigh, N.C. |
| FB | 41 Connor McLaurin 31 Jordan Diaz | 6-0 243 SR-2L Raleigh, N.C. 6-1 236 SR-1L Hamilton, N.J. |
| TB | 28 Mike Davis 22 Brandon Wilds 33 David Williams 7 Shon Carson | 5-9 223 JR-2L Atlanta, Ga. 6-2 230 JR-2L Blythewood, S.C. 6-1 222 FR-RS Philadelphia, Pa. 5-8 201 JR-1L Scranton, S.C. |

Defense

| | | |
|------------|--|--|
| DE | 44 Gerald Dixon 34 Mason Harris | 6-2 274 SO-1L Rock Hill, S.C. 6-3 235 JR-2L Fort Oglethorpe, Ga. |
| DT | 97 J.T. Surratt 52 Phillip Dukes 93 Deon Green | 6-2 310 SR-2L Winston-Salem, N.C. 6-3 323 JR-1L Manning, S.C. 6-4 289 SO-SQ Windermere, Fla. |
| DT | 92 Gerald Dixon Jr. 99 Abu Lamin 94 Kelsey Griffin | 6-3 323 JR-2L Rock Hill, S.C. 6-4 302 SO-TR Fayetteville, N.C. 6-2 310 SO-1L Buford, Ga. |
| DE | 5 Darius English 55 David Johnson 18 Cedrick Cooper | 6-6 241 SO-1L Powder Springs, Ga. 6-1 275 FR-RS Lithonia, Ga. 6-2 225 JR-2L Lithonia, Ga. |
| MLB | 11 T.J. Holloman 8 Kaiwan Lewis 21 Marquis Roberts | 6-2 234 SO-1L Stone Mountain, Ga. 6-0 228 JR-2L Mays Landing, N.J. 6-1 216 SO-1L Powder Springs, Ga. |
| WLB | 10 Skai Moore 28 Jonathan Walton 4 B. Allen-Williams | 6-2 213 SO-1L Cooper City, Fla. 6-0 228 SO-1L Daphne, Ala. 6-1 231 FR-HS Ellenwood, Ga. |
| SPR | 42 Jordan Diggs 9 Sharrod Golightly 23 Larenz Bryant | 6-0 217 SO-1L Fort Myers, Fla. 5-10 187 SR-3L Decatur, Ga. 6-0 220 SO-1L Charlotte, N.C. |
| CB | 12 Brison Williams 3 Chris Lammons 30 Sidney Rhodes | 5-11 208 SR-3L Warner Robins, Ga. 5-10 172 FR-HS Sunrise, Fla. 5-10 182 SR-2L Easley, S.C. |
| SS | 6 Chris Moody 25 Kadetrix Marcus | 6-1 210 SO-1L McDonough, Ga. 6-1 194 SR-2L Stone Mountain, Ga. |
| FS | 20 T.J. Gurley 17 Chaz Elder 26 Jasper Sasser | 5-10 194 JR-2L Cairo, Ga. 6-2 195 SO-1L Union City, Ga. 6-0 203 FR-RS Jacksonville, Fla. |
| CB | 1 Rico McWilliams 31 Al Harris Jr. | 5-11 184 SO-1L Hampton, Ga. 5-11 162 FR-HS Fort Lauderdale, Fla. |

Specialists

| | | |
|-----------|----------------------------------|--|
| KO | 19 Landon Ard 29 Elliott Fry | 5-9 178 JR-1L Rock Hill, S.C. 6-0 165 SO-1L Frisco, Texas |
| PK | 29 Elliott Fry 19 Landon Ard | 6-0 165 SO-1L Frisco, Texas 5-9 178 JR-1L Rock Hill, S.C. |
| P | 13 Tyler Hull 18 Patrick Fish | 6-2 207 SR-2L Mount Airy, N.C. 6-0 194 SR-1L Shelby, N.C. |

| | | |
|------------|------------------------------------|---|
| KR | 7 Shon Carson 11 Pharoah Cooper | 5-8 201 JR-1L Scranton, S.C. 5-11 201 SO-1L Havelock, N.C. |
| PR | 11 Pharoah Cooper | 5-11 201 SO-1L Havelock, N.C. |
| SSN | 58 Ryland Culbertson | 6-4 267 SR-1L Laurens, S.C. |
| LSN | 47 Drew Williams | 6-2 201 SO-1L Irmo, S.C. |
| H | 18 Patrick Fish 13 Tyler Hull | 6-0 194 SR-1L Shelby, N.C. 6-2 207 SR-2L Mount Airy, N.C. |

South Carolina 2014 Numerical Roster

| No. Name | Pos. | Ht. | Wt. | Yr-Exp | Hometown (High/Last School) |
|-------------------------|------|------|-----|--------|---|
| 1 Damiere Byrd | WR | 5-9 | 170 | SR-3L | Sicklerville, N.J. (Timber Creek) |
| 1 Rico McWilliams | CB | 5-11 | 184 | SO-1L | Hampton, Ga. (Lovejoy) |
| 3 Nick Jones | WR | 5-7 | 168 | SR-3L | Moore, S.C. (Byrnes) |
| 3 Chris Lammons | CB | 5-10 | 172 | FR-HS | Sunrise, Fla. (Plantation) |
| 4 Shaq Roland | WR | 6-1 | 176 | JR-2L | Lexington, S.C. (Lexington) |
| 4 Bryson Allen-Williams | LB | 6-1 | 231 | FR-HS | Ellenwood, Ga. (Cedar Grove) |
| 5 Brendan Nosovitch | QB | 6-1 | 221 | SO-SQ | Allentown, Pa. (Central Catholic) |
| 5 Darius English | DE | 6-6 | 241 | SO-1L | Powder Springs, Ga. (McEachern) |
| 6 Chris Moody | SS | 6-1 | 210 | SO-1L | McDonough, Ga. (Henry County) |
| 6 Connor Mitch | QB | 6-3 | 211 | FR-RS | Raleigh, N.C. (Wakefield) |
| 7 Shon Carson | TB | 5-8 | 201 | JR-1L | Scranton, S.C. (Lake City) |
| 7 Wesley Green | CB | 5-10 | 176 | FR-HS | Lithonia, Ga. (Martin Luther King) |
| 8 Shamier Jeffery | WR | 6-1 | 198 | JR-1L | St. Matthews, S.C. (Calhoun County) |
| 8 Kaiwan Lewis | LB | 6-0 | 228 | JR-2L | Pleasantville, N.J. (St. Joseph) |
| 9 Sharrod Golightly | SPR | 5-10 | 187 | SR-3L | Decatur, Ga. (Southwest DeKalb) |
| 9 Deebo Samuel | WR | 6-0 | 192 | FR-HS | Inman, S.C. (Chapman) |
| 10 Skai Moore | LB | 6-2 | 213 | SO-1L | Cooper City, Fla. (University) |
| 10 Perry Orth | QB | 6-1 | 204 | SO-SQ | Ponte Vedra, Fla. (Ponte Vedra/ Florida State College) |
| 11 T.J. Holloman | LB | 6-2 | 234 | SO-1L | Stone Mountain, Ga. (St. Pius X) |
| 11 Pharoh Cooper | WR | 5-11 | 201 | SO-1L | Havelock, N.C. (Havelock) |
| 12 Brison Williams | SS | 5-11 | 208 | SR-3L | Warner Robins, Ga. (Northside/Fork Union) |
| 12 Michael Scarnecchia | QB | 6-4 | 189 | FR-HS | Fleming Island, Fla. (Fleming Island) |
| 13 Tyler Hull | P | 6-2 | 207 | SR-2L | Mount Airy, N.C. (Mount Airy/Guilford) |
| 14 Ali Groves | CB | 5-10 | 187 | FR-RS | Stone Mountain, Ga. (Stephenson) |
| 14 Shaq Davidson | WR | 5-11 | 170 | FR-HS | Gaffney, S.C. (Gaffney) |
| 15 Austin Hails | QB | 6-2 | 220 | JR-SQ | Collinsville, Ill. (Collinsville) |
| 16 Zack Cimaglia | PK | 6-1 | 170 | SO-TR | Charlotte, N.C. (Myers Park/ North Carolina A&T) |
| 17 Dylan Thompson | QB | 6-3 | 218 | SR-3L | Boiling Springs, S.C. (Boiling Springs) |
| 17 Chaz Elder | FS | 6-2 | 195 | SO-1L | Union City, Ga. (Banneker) |
| 18 Cedrick Cooper | DE | 6-2 | 225 | JR-2L | Lithonia, Ga. (Lithonia) |
| 18 Patrick Fish | P | 6-0 | 194 | SR-1L | Shelby, N.C. (Burns) |
| 19 Landon Ard | PK | 5-9 | 178 | JR-1L | Rock Hill, S.C. (South Pointe) |
| 19 Terry Googer | WR | 6-4 | 210 | FR-HS | Atlanta, Ga. (Woodward Academy) |
| 20 T.J. Gurley | FS | 5-10 | 194 | JR-2L | Cairo, Ga. (Cairo) |
| 21 Marcquis Roberts | LB | 6-1 | 216 | SO-1L | Powder Springs, Ga. (McEachern) |
| 21 Andrew Bunch | WR | 5-11 | 173 | SO-SQ | Mt. Pleasant, S.C. (Bishop England/ Presbyterian) |
| 22 Brandon Wilds | TB | 6-2 | 230 | JR-2L | Blythewood, S.C. (Blythewood) |
| 22 Jamari Smith | CB | 5-10 | 197 | SO-1L | Jacksonville, Fla. (Fletcher) |
| 23 Larenz Bryant | SPR | 6-0 | 220 | SO-1L | Charlotte, N.C. (Vance) |
| 24 D.J. Smith | DB | 5-11 | 189 | FR-HS | Marietta, Ga. (Walton) |
| 25 Kadetrix Marcus | SS | 6-1 | 194 | SR-2L | Stone Mountain, Ga. (Stephenson) |
| 26 Jasper Sasser | FS | 6-0 | 203 | FR-RS | Jacksonville, Fla. (Wolfson) |
| 28 Mike Davis | TB | 5-9 | 223 | JR-2L | Atlanta, Ga. (Stephenson) |
| 28 Jonathan Walton | LB | 6-0 | 228 | SO-1L | Daphne, Ala. (Bayside Academy) |
| 29 Elliott Fry | PK | 6-0 | 165 | SO-1L | Frisco, Texas (Prince of Peace Christian) |
| 29 Matrik Belton | WR | 6-4 | 215 | SO-TR | Columbia, S.C. (Keenan/Hampton) |
| 30 Sidney Rhodes | CB | 5-10 | 182 | SR-2L | Easley, S.C. (Wren/Western Carolina) |
| 30 Darius Paulk | TB | 5-8 | 193 | SO-TR | Columbia, S.C. (Richland Northeast/ North Greenville) |
| 31 Jordan Diaz | FB | 6-1 | 236 | SR-1L | Hamilton, N.J. (Hamilton West/ Mercer Co. C.C.) |
| 31 Al Harris Jr. | CB | 5-11 | 162 | FR-HS | Fort Lauderdale, Fla. (St. Thomas Aquinas) |
| 32 Rod Talley | TB | 5-10 | 201 | SO-TR | Laurens, S.C. (Laurens/Gardner-Webb) |
| 33 David Williams | TB | 6-1 | 222 | FR-RS | Philadelphia, Pa. (Imhorep Charter) |
| 34 Mason Harris | DE | 6-3 | 235 | JR-2L | Fort Oglethorpe, Ga. (Ridgeland) |
| 35 Shannon James | CB | 5-7 | 153 | SO-HS | Florence, S.C. (South Florence) |
| 39 Demetrius Smalls | CB | 5-11 | 170 | FR-HS | Bluffton, S.C. (Bluffton) |

| No. Name | Pos. | Ht. | Wt. | Yr-Exp | Hometown (High/Last School) |
|-----------------------|------|------|-----|--------|--|
| 40 Jacob August | TE | 6-6 | 247 | FR-PS | Elgin, S.C. (Cardinal Newman/ Fork Union) |
| 41 Connor McLaurin | FB | 6-0 | 243 | SR-2L | Raleigh, N.C. (Garner) |
| 41 Kyle Morini | LB | 5-10 | 221 | SR-SQ | Warner Robins, Ga. (White Knoll/ Gray Military) |
| 42 Jordan Diggs | SPR | 6-0 | 217 | SO-1L | Fort Myers, Fla. (Island Coast) |
| 43 Garrison Gist | FB | 5-10 | 260 | JR-SQ | Rock Hill, S.C. (Northwestern) |
| 43 Benji Russell | FS | 6-0 | 175 | FR-HS | Atlanta, Ga. (Woodward Academy) |
| 44 Gerald Dixon | DE | 6-2 | 274 | SO-1L | Rock Hill, S.C. (South Pointe) |
| 44 Gerald Turner | FB | 6-2 | 250 | FR-HS | Goose Creek, S.C. (Goose Creek) |
| 45 Brandon Sturdivant | FB | 6-2 | 218 | SO-SQ | Fort Mill, S.C. (Nation Ford) |
| 46 Cedrick Malone | SPR | 6-0 | 201 | SO-SQ | Camden, S.C. (Camden/Coastal Carolina) |
| 47 Drew Williams | LS | 6-2 | 201 | SO-1L | Irmo, S.C. (Dutch Fork) |
| 48 Nick McGriff | TE | 6-0 | 220 | FR-HS | Gainesville, Fla. (Gainesville) |
| 49 Devin Potter | TB | 5-10 | 203 | SO-SQ | Granite Falls, N.C. (South Caldwell) |
| 49 Garrett Shank | SS | 6-0 | 203 | SO-SQ | Marietta, Ga. (Lassiter) |
| 50 A.J. Cann | OG | 6-4 | 311 | SR-3L | Bamberg, S.C. (Bamberg-Ehrhardt) |
| 51 Cody Waldrop | OC | 6-2 | 309 | SO-1L | Seffner, Fla. (Armwood) |
| 51 Devin Washington | DE | 6-3 | 221 | FR-RS | Orlando, Fla. (Jones) |
| 52 Phillip Dukes | DT | 6-3 | 323 | JR-1L | Manning, S.C. (Manning) |
| 53 Corey Robinson | OT | 6-8 | 344 | SR-2L | Havelock, N.C. (Havelock) |
| 54 Clayton Stadnik | OC | 6-3 | 273 | SO-1L | Greensboro, N.C. (Western Guilford) |
| 55 David Johnson | DE | 6-1 | 275 | FR-RS | Lithonia, Ga. (Lithonia) |
| 55 Na'Ty Rodgers | OT | 6-5 | 280 | FR-RS | Waldorf, Md. (McDonough) |
| 58 Ryland Culbertson | LS | 6-4 | 267 | SR-1L | Laurens, S.C. (Laurens Academy) |
| 59 Coleman Harley | LS | 6-1 | 246 | JR-SQ | Aiken, S.C. (South Aiken) |
| 63 Justin Smith | OC | 6-1 | 307 | FR-HS | Lyman, S.C. (Byrnes) |
| 64 Sterling Petty | OL | 6-2 | 281 | SO-TR | Spartanburg, S.C. (Spartanburg/ USC-Upstate) |
| 65 Brock Stadnik | OG | 6-5 | 287 | SO-1L | Greensboro, N.C. (Western Guilford) |
| 69 D.J. Park | OG | 6-4 | 328 | FR-RS | Dillon, S.C. (Dillon) |
| 70 Alan Knott | OC | 6-4 | 280 | FR-RS | Tyrone, Ga. (Sandy Creek) |
| 71 Brandon Shell | OT | 6-6 | 333 | JR-2L | Goose Creek, S.C. (Goose Creek) |
| 72 Donell Stanley | OL | 6-4 | 346 | FR-HS | Floydale, S.C. (Latta) |
| 74 Mason Zandi | OT | 6-9 | 301 | SO-1L | Irmo, S.C. (Chapin) |
| 75 Will Sport | OG | 6-5 | 291 | JR-2L | Milton, Fla. (Pace) |
| 76 Mike Matulis | OG | 6-5 | 307 | JR-2L | Boynton Beach, Fla. (Park Vista) |
| 77 Malik Young | OL | 6-3 | 318 | FR-HS | Pelzer, S.C. (Woodmont) |
| 80 K.J. Brent | WR | 6-4 | 192 | JR-2L | Waxhaw, N.C. (Marvin Ridge) |
| 81 Rory Anderson | TE | 6-5 | 227 | SR-3L | Powder Springs, Ga. (McEachern) |
| 82 Caleb Hines | WR | 5-10 | 160 | FR-HS | Cornelius, N.C. (Hough) |
| 83 Carlton Heard | WR | 6-0 | 188 | JR-SQ | Athens, Ga. (Clarke Central/ Gardner-Webb) |
| 84 Matthew Harvey | WR | 6-8 | 228 | JR-SQ | Rock Hill, S.C. (Rock Hill) |
| 85 Kane Whitehurst | WR | 5-11 | 169 | JR-1L | Duluth, Ga. (Chattahoochee/Arkansas) |
| 86 Kevin Crosby | TE | 6-1 | 230 | FR-HS | Bamberg, S.C. (Bamberg-Ehrhardt) |
| 87 Sean Odom | WR | 6-0 | 190 | SO-HS | Orangeburg, S.C. (Orangeburg Prep) |
| 88 Drew Owens | TE | 6-6 | 238 | JR-1L | Charlotte, N.C. (Ardrey Kell) |
| 89 Jerrell Adams | TE | 6-6 | 242 | JR-2L | Pinewood, S.C. (Scott's Branch/ Fork Union) |
| 90 Cody Gibson | TE | 6-7 | 278 | SR-3L | Tallahassee, Fla. (Lincoln) |
| 90 Taylor Stallworth | DT | 6-2 | 293 | FR-HS | Mobile, Ala. (Murphy) |
| 91 Blake McClain | DE | 6-3 | 265 | FR-HS | Jacksonville, Fla. (Sandalwood) |
| 92 Gerald Dixon Jr. | DT | 6-3 | 323 | JR-2L | Rock Hill, S.C. (Northwestern) |
| 93 Deon Green | DT | 6-4 | 289 | SO-SQ | Windermere, Fla. (Olympia) |
| 94 Kelsey Griffin | DT | 6-2 | 310 | SO-1L | Buford, Ga. (Mill Creek) |
| 95 Michael Washington | DE | 6-3 | 237 | JR-SQ | Allendale, S.C. (Allendale-Fairfax/ South Carolina State) |
| 97 J.T. Surratt | DT | 6-2 | 310 | SR-2L | Winston-Salem, N.C. (Parkland) |
| 99 Abu Lamin | DT | 6-4 | 302 | SO-JC | Fayetteville, N.C. (Trinity Christian/ Fort Scott C.C.) |

South Carolina 2014 Alphabetical Roster

| No. | Name | Pos. | Ht. | Wt. | Yr. | Exp. | Hometown (High/Last School) |
|-----|-----------------------|------|------|-----|-----|------|--|
| 89 | Jerell Adams | TE | 6-6 | 242 | JR | 2L | Pinewood, S.C. (Scott's Branch/ Fork Union) |
| 4 | Bryson Allen-Williams | LB | 6-1 | 231 | FR | HS | Ellenwood, Ga. (Cedar Grove) |
| 81 | Rory Anderson | TE | 6-5 | 227 | SR | 3L | Powder Springs, Ga. (McEachern) |
| 19 | Landon Ard | PK | 5-9 | 178 | JR | 1L | Rock Hill, S.C. (South Pointe) |
| 40 | Jacob August | TE | 6-6 | 247 | FR | PS | Elgin, S.C. (Cardinal Newman/ Fork Union) |
| 29 | Mattrick Belton | WR | 6-4 | 215 | SO | TR | Columbia, S.C. (Keenan/Hampton) |
| 80 | K.J. Brent | WR | 6-4 | 192 | JR | 2L | Waxhaw, N.C. (Marvin Ridge) |
| 23 | Larenz Bryant | SPR | 6-0 | 220 | SO | 1L | Charlotte, N.C. (Vance) |
| 21 | Andrew Bunch | WR | 5-11 | 173 | SO | SQ | Mt. Pleasant, S.C. (Bishop England/ Presbyterian) |
| 1 | Damiere Byrd | WR | 5-9 | 170 | SR | 3L | Sicklerville, N.J. (Timber Creek) |
| 50 | A.J. Cann | OG | 6-4 | 311 | SR | 3L | Bamberg, S.C. (Bamberg-Ehrhardt) |
| 7 | Shon Carson | TB | 5-8 | 201 | JR | 1L | Scranton, S.C. (Lake City) |
| 16 | Zack Cimaglia | PK | 6-1 | 170 | SO | TR | Charlotte, N.C. (Myers Park/ North Carolina A&T) |
| 18 | Cedrick Cooper | DE | 6-2 | 225 | JR | 2L | Lithonia, Ga. (Lithonia) |
| 11 | Pharoh Cooper | WR | 5-11 | 201 | SO | 1L | Havelock, N.C. (Havelock) |
| 86 | Kevin Crosby | TE | 6-1 | 230 | FR | HS | Bamberg, S.C. (Bamberg-Ehrhardt) |
| 58 | Ryland Culbertson | LS | 6-4 | 267 | SR | 1L | Laurens, S.C. (Laurens Academy) |
| 14 | Shaq Davidson | WR | 5-11 | 170 | FR | HS | Gaffney, S.C. (Gaffney) |
| 28 | Mike Davis | TB | 5-9 | 223 | JR | 2L | Atlanta, Ga. (Stephenson) |
| 31 | Jordan Diaz | FB | 6-1 | 236 | SR | 1L | Hamilton, N.J. (Hamilton West/ Mercer Co. C.C.) |
| 42 | Jordan Diggs | SPR | 6-0 | 217 | SO | 1L | Fort Myers, Fla. (Island Coast) |
| 44 | Gerald Dixon | DE | 6-2 | 274 | SO | 1L | Rock Hill, S.C. (South Pointe) |
| 92 | Gerald Dixon Jr. | DT | 6-3 | 323 | JR | 2L | Rock Hill, S.C. (Northwestern) |
| 52 | Phillip Dukes | DT | 6-3 | 323 | JR | 1L | Manning, S.C. (Manning) |
| 17 | Chaz Elder | FS | 6-2 | 195 | SO | 1L | Union City, Ga. (Banneker) |
| 5 | Darius English | DE | 6-6 | 241 | SO | 1L | Powder Springs, Ga. (McEachern) |
| 18 | Patrick Fish | P | 6-0 | 194 | SR | 1L | Shelby, N.C. (Burns) |
| 29 | Elliott Fry | PK | 6-0 | 165 | SO | 1L | Frisco, Texas (Prince of Peace Christian) |
| 90 | Cody Gibson | TE | 6-7 | 278 | SR | 3L | Tallahassee, Fla. (Lincoln) |
| 43 | Garrison Gist | FB | 5-10 | 260 | JR | SQ | Rock Hill, S.C. (Northwestern) |
| 9 | Sharrod Golightly | SPR | 5-10 | 187 | SR | 3L | Decatur, Ga. (Southwest DeKalb) |
| 19 | Terry Googer | WR | 6-4 | 210 | FR | HS | Atlanta, Ga. (Woodward Academy) |
| 93 | Deon Green | DT | 6-4 | 289 | SO | SQ | Windermere, Fla. (Olympia) |
| 7 | Wesley Green | CB | 5-10 | 176 | FR | HS | Lithonia, Ga. (Martin Luther King) |
| 94 | Kelsey Griffin | DT | 6-2 | 310 | SO | 1L | Buford, Ga. (Mill Creek) |
| 14 | Ali Groves | CB | 5-10 | 187 | FR | RS | Stone Mountain, Ga. (Stephenson) |
| 20 | T.J. Gurley | FS | 5-10 | 194 | JR | 2L | Cairo, Ga. (Cairo) |
| 15 | Austin Hails | QB | 6-2 | 220 | JR | SQ | Collinsville, Ill. (Collinsville) |
| 59 | Coleman Harley | LS | 6-1 | 246 | JR | SQ | Aiken, S.C. (South Aiken) |
| 31 | Al Harris Jr. | CB | 5-11 | 162 | FR | HS | Fort Lauderdale, Fla. (St. Thomas Aquinas) |
| 34 | Mason Harris | DE | 6-3 | 235 | JR | 2L | Fort Oglethorpe, Ga. (Ridgeland) |
| 84 | Matthew Harvey | WR | 6-8 | 228 | JR | SQ | Rock Hill, S.C. (Rock Hill) |
| 83 | Carlton Heard | WR | 6-0 | 188 | JR | SQ | Athens, Ga. (Clarke Central/ Gardner-Webb) |
| 82 | Caleb Hines | WR | 5-10 | 160 | FR | HS | Cornelius, N.C. (Hough) |
| 11 | T.J. Holloman | LB | 6-2 | 234 | SO | 1L | Stone Mountain, Ga. (St. Pius X) |
| 13 | Tyler Hull | P | 6-2 | 207 | SR | 2L | Mount Airy, N.C. (Mount Airy/Guilford) |
| 35 | Shannon James | CB | 5-7 | 153 | SO | HS | Florence, S.C. (South Florence) |
| 8 | Shamier Jeffery | WR | 6-1 | 198 | JR | 1L | St. Matthews, S.C. (Calhoun County) |
| 55 | David Johnson | DE | 6-1 | 275 | FR | RS | Lithonia, Ga. (Lithonia) |
| 3 | Nick Jones | WR | 5-7 | 168 | SR | 3L | Moore, S.C. (Byrnes) |
| 70 | Alan Knott | OC | 6-4 | 280 | FR | RS | Tyrone, Ga. (Sandy Creek) |
| 99 | Abu Lamin | DT | 6-4 | 302 | SO | JC | Fayetteville, N.C. (Trinity Christian/ Fort Scott C.C.) |
| 3 | Chris Lammons | CB | 5-10 | 172 | FR | HS | Sunrise, Fla. (Plantation) |
| 8 | Kaiwan Lewis | LB | 6-0 | 228 | JR | 2L | Pleasantville, N.J. (St. Joseph) |

| No. | Name | Pos. | Ht. | Wt. | Yr. | Exp. | Hometown (High/Last School) |
|-----|---------------------|------|------|-----|-----|------|--|
| 46 | Cedrick Malone | SPR | 6-0 | 201 | SO | SQ | Camden, S.C. (Camden/Coastal Carolina) |
| 25 | Kadetrax Marcus | SS | 6-1 | 194 | SR | 2L | Stone Mountain, Ga. (Stephenson) |
| 76 | Mike Matulis | OG | 6-5 | 307 | JR | 2L | Boynton Beach, Fla. (Park Vista) |
| 91 | Blake McClain | DE | 6-3 | 265 | FR | HS | Jacksonville, Fla. (Sandalwood) |
| 48 | Nick McGriff | TE | 6-0 | 220 | FR | HS | Gainesville, Fla. (Gainesville) |
| 41 | Connor McLaurin | FB | 6-0 | 243 | SR | 2L | Raleigh, N.C. (Garner) |
| 1 | Rico McWilliams | CB | 5-11 | 184 | SO | 1L | Hampton, Ga. (Lovejoy) |
| 6 | Connor Mitch | QB | 6-3 | 211 | FR | RS | Raleigh, N.C. (Wakefield) |
| 6 | Chris Moody | SS | 6-1 | 210 | SO | 1L | McDonough, Ga. (Henry County) |
| 10 | Skai Moore | LB | 6-2 | 213 | SO | 1L | Cooper City, Fla. (University) |
| 41 | Kyle Morini | LB | 5-10 | 221 | SR | SQ | Warner Robins, Ga. (White Knoll/ Gray Military) |
| 5 | Brendan Nosovitch | QB | 6-1 | 221 | SO | SQ | Allentown, Pa. (Central Catholic) |
| 87 | Sean Odom | WR | 6-0 | 190 | SO | HS | Orangeburg, S.C. (Orangeburg Prep) |
| 10 | Perry Orth | QB | 6-1 | 204 | SO | SQ | Ponte Vedra, Fla. (Ponte Vedra/ Florida State College) |
| 88 | Drew Owens | TE | 6-6 | 238 | JR | 1L | Charlotte, N.C. (Ardrey Kell) |
| 69 | D.J. Park | OG | 6-4 | 328 | FR | RS | Dillon, S.C. (Dillon) |
| 30 | Darius Paulk | TB | 5-8 | 193 | SO | TR | Columbia, S.C. (Richland Northeast/ North Greenville) |
| 64 | Sterling Petty | OL | 6-2 | 281 | SO | TR | Spartanburg, S.C. (Spartanburg)/ USC-Upstate) |
| 49 | Devin Potter | TB | 5-10 | 203 | SO | SQ | Granite Falls, N.C. (South Caldwell) |
| 30 | Sidney Rhodes | CB | 5-10 | 182 | SR | 2L | Easley, S.C. (Wren/Western Carolina) |
| 21 | Marcquis Roberts | LB | 6-1 | 216 | SO | 1L | Powder Springs, Ga. (McEachern) |
| 53 | Corey Robinson | OT | 6-8 | 344 | SR | 2L | Havelock, N.C. (Havelock) |
| 55 | Na'Ty Rodgers | OT | 6-5 | 280 | FR | RS | Waldorf, Md. (McDonough) |
| 4 | Shaq Roland | WR | 6-1 | 176 | JR | 2L | Lexington, S.C. (Lexington) |
| 43 | Benji Russell | FS | 6-0 | 175 | FR | HS | Atlanta, Ga. (Woodward Academy) |
| 9 | Deebo Samuel | WR | 6-0 | 192 | FR | HS | Inman, S.C. (Chapman) |
| 26 | Jasper Sasser | FS | 6-0 | 203 | FR | RS | Jacksonville, Fla. (Wolfson) |
| 12 | Michael Scarnecchia | QB | 6-4 | 189 | FR | HS | Fleming Island, Fla. (Fleming Island) |
| 49 | Garrett Shank | SS | 6-0 | 203 | SO | SQ | Marietta, Ga. (Lassiter) |
| 71 | Brandon Shell | OT | 6-6 | 333 | JR | 2L | Goose Creek, S.C. (Goose Creek) |
| 39 | Demetrius Smalls | CB | 5-11 | 170 | FR | HS | Bluffton, S.C. (Bluffton) |
| 24 | D.J. Smith | DB | 5-11 | 189 | FR | HS | Marietta, Ga. (Walton) |
| 22 | Jamari Smith | CB | 5-10 | 197 | SO | 1L | Jacksonville, Fla. (Fletcher) |
| 63 | Justin Smith | OC | 6-1 | 307 | FR | HS | Lyman, S.C. (Byrnes) |
| 75 | Will Sport | OG | 6-5 | 291 | JR | 2L | Milton, Fla. (Pace) |
| 65 | Brock Stadnik | OG | 6-5 | 287 | SO | 1L | Greensboro, N.C. (Western Guilford) |
| 54 | Clayton Stadnik | OC | 6-3 | 273 | SO | 1L | Greensboro, N.C. (Western Guilford) |
| 90 | Taylor Stallworth | DT | 6-2 | 293 | FR | HS | Mobile, Ala. (Murphy) |
| 72 | Donell Stanley | OL | 6-4 | 346 | FR | HS | Floydale, S.C. (Latta) |
| 45 | Brandon Sturdivant | FB | 6-2 | 218 | SO | SQ | Fort Mill, S.C. (Nation Ford) |
| 97 | J.T. Surratt | DT | 6-2 | 310 | SR | 2L | Winston-Salem, N.C. (Parkland) |
| 32 | Rod Talley | TB | 5-10 | 201 | SO | TR | Laurens, S.C. (Laurens/Gardner-Webb) |
| 17 | Dylan Thompson | QB | 6-3 | 218 | SR | 3L | Boiling Springs, S.C. (Boiling Springs) |
| 44 | Gerald Turner | FB | 6-2 | 250 | FR | RS | Goose Creek, S.C. (Goose Creek) |
| 51 | Cody Waldrop | OC | 6-2 | 309 | SO | 1L | Seffner, Fla. (Armwood) |
| 28 | Jonathan Walton | LB | 6-0 | 228 | SO | 1L | Daphne, Ala. (Bayside Academy) |
| 51 | Devin Washington | DE | 6-3 | 221 | FR | RS | Orlando, Fla. (Jones) |
| 95 | Michael Washington | DE | 6-3 | 237 | JR | SQ | Allendale, S.C. (Allendale-Fairfax/ South Carolina State) |
| 85 | Kane Whitehurst | WR | 5-11 | 169 | JR | 1L | Duluth, Ga. (Chattahoochee/Arkansas) |
| 22 | Brandon Wilds | TB | 6-2 | 230 | JR | 2L | Blythewood, S.C. (Blythewood) |
| 12 | Brisen Williams | SS | 5-11 | 208 | SR | 3L | Warner Robins, Ga. (Northside/ Fork Union) |
| 33 | David Williams | TB | 6-1 | 222 | FR | RS | Philadelphia, Pa. (Imhotep Charter) |
| 47 | Drew Williams | LS | 6-2 | 201 | SO | 1L | Irmo, S.C. (Dutch Fork) |
| 77 | Malik Young | OL | 6-3 | 318 | FR | HS | Pelzer, S.C. (Woodmont) |
| 74 | Mason Zandi | OT | 6-9 | 301 | SO | 1L | Irmo, S.C. (Chapin) |

STEVE SPURRIER

HEAD COACH

10TH YEAR AT SOUTH CAROLINA



THE SPURRIER FILE



PERSONAL

Full Name: Stephen Orr Spurrier
Hometown: Johnson City, Tenn.
Wife: Jerri
Children: Lisa, Amy, Steve Jr., Scott
College: Florida (1967)

COACHING EXPERIENCE

2005-14 South Carolina Head Coach
2002-03 Washington H.C. (NFL)
1990-01 Florida Head Coach
1987-89 Duke Head Coach
1983-85 Tampa Bay H.C. (USFL)
1980-82 Duke Assistant Coach
1979 Georgia Tech Asst. Coach
1978 Florida Assistant Coach

BOWL EXPERIENCE

2014 Capital One
2013 Outback
2012 Capital One
2010 Chick-fil-A
2010 Papajohns.com
2009 Outback
2006 Liberty
2005 Independence
2002 Orange
2001 Sugar
2000 Citrus
1999 Orange
1998 Citrus
1997 Sugar
1996 Fiesta
1995 Sugar
1994 Sugar
1992 Gator
1992 Sugar
1989 All-American

Steve Spurrier, who has coached a national championship team, won seven SEC titles, garnered nine conference Coach of the Year awards, and won over 73 percent of the college games in which he has coached, is in his 10th season as head coach at the University of South Carolina. Spurrier was introduced as Carolina's 32nd head coach on Nov. 23, 2004.

Coach Spurrier has compiled a 221-80-2 (.733) won-loss record in 25 seasons as a major college head coach, including a 79-40 mark (.664) at Carolina. He became the 71st collegiate coach (all divisions) and the 22nd in Division I to record 200 career victories when he defeated UAB on Sept. 15, 2012 and logged his 250th all-time coaching win against Georgia in 2012.

Coach Spurrier surpassed Rex Enright's school record for wins when he logged number 65 at Clemson in the 2012 season finale. In doing so, he joined the great Bear Bryant as the only coaches to boast the most coaching victories at two different SEC schools.

He led Duke to the 1989 Atlantic Coast Conference championship before returning to his alma mater, the University of Florida, as head coach in 1990. During his 12 seasons with the Gators, Spurrier's teams won seven Southeastern Conference championships, one national title and finished ranked in the nation's top 10 nine times. His record at Florida was an amazing 122-27-1 (.817). Spurrier, who won the 1966 Heisman Trophy as a quarterback for the Gators, was also head coach of the NFL's Washington Redskins. He returned to the college ranks in 2005 after a one-year absence from the sidelines.

In his first season at South Carolina, Coach Spurrier led the Gamecocks to a 7-5 record and a second-place finish in the SEC Eastern Division. In doing so, he posted a five-game winning streak, the 15th-consecutive year in which he has had a five-game winning streak, something no other coach in college history has accomplished. He was honored as the SEC Coach of the Year by the Associated Press after leading the Gamecocks to a school-record five straight SEC wins, their first win ever at Tennessee and their first win over Florida since the 1930s.

He came back with an 8-5 record in 2006, just the ninth time in school history that the Gamecocks posted eight or more wins in a season. The season was capped with a Liberty Bowl win over C-USA champion Houston.

In his third season with the Garnet & Black, Spurrier's squad raced out to a 6-1 record and moved as high as No. 6 in the BCS rankings, before finishing the campaign with a 6-6 record. With 21 wins, he set the Carolina record for coaching victories after three seasons at the helm.

With a 7-6 record in 2008, Carolina returned to a New Year's Day bowl game for the first time since the 2001 season. The Gamecocks followed that up with another 7-6 record in 2009, their sixth-consecutive non-losing season, the longest stretch in school history since 1928-34. The 2009 season included a win over No. 4 Ole Miss, only the second time in school history that Carolina had defeated a top-five team.

His 2010 Gamecock squad posted several milestones en route to a 9-5 season, the biggest of which was the school's first SEC Eastern Division title and first appearance in the SEC Championship. The Gamecocks also defeated the nation's No. 1 team, Alabama, for the first time in school history, and finished the season ranked 22nd in both major national polls. He was named SEC Coach of the Year for the seventh time, his ninth overall Coach of the Year honor.

The Gamecocks continued to make history in 2011, winning a school-record 11 games and finishing in the top-10 in the final A.P. poll for the first time. The squad also won a school-record six SEC games and defeated each of their Eastern Division rivals in the same season for the first time. Carolina capped the regular season with a win over Clemson, its third-straight over its Palmetto State rival, the first time that has been accomplished since 1968-70, then defeated Nebraska in the Capital One Bowl by a convincing 30-13 margin.

The 2012 season was another success, as the Gamecocks rolled up 11 wins for the second-straight season and logged double-digits in wins for just the third time in school history, capped off by a 33-28 win over Michigan in the Outback Bowl. They defeated four teams that finished among the nation's top 25 in Georgia, Clemson, Vanderbilt and Michigan. The Gamecocks defeated in-state rival Clemson for a fourth-straight year, the first time that had been accomplished since the 1950s. It's No. 8/7 final ranking was the best in school history at that time.

The success continued in 2013. Carolina posted its third-straight 11-2 campaign, finishing fourth in both major polls, the highest national finish in school history. The team defeated five teams that finished in the Top-25, including three in the Top-10. It also defeated six teams that won their bowl games, including two BCS winners. The Gamecocks won their final six games of the season, including a school-record fifth-straight win over Clemson, and a Capital One Bowl win over Wisconsin, the third-straight New Year's Day bowl win.

COACH OF THE YEAR

2010 South Carolina
2005 South Carolina
1996 Florida
1995 Florida
1994 Florida
1991 Florida
1990 Florida
1989 Duke
1988 Duke

Versus Vanderbilt (19-2)

| Date | Score | Date | Score |
|----------|----------|----------|----------|
| 09/19/87 | W, 35-31 | 11/04/00 | W, 43-20 |
| 10/01/88 | W, 17-15 | 11/03/01 | W, 71-13 |
| 11/21/92 | W, 41-21 | 10/22/05 | W, 35-28 |
| 11/20/93 | W, 52-0 | 10/21/06 | W, 31-13 |
| 11/19/94 | W, 24-7 | 10/20/07 | L, 6-17 |
| 11/18/95 | W, 38-7 | 09/04/08 | L, 17-24 |
| 11/09/96 | W, 28-21 | 10/24/09 | W, 14-10 |
| 11/08/97 | W, 20-7 | 10/23/10 | W, 21-7 |
| 11/07/98 | W, 45-13 | 09/24/11 | W, 21-3 |
| 11/06/99 | W, 13-6 | 08/30/12 | W, 17-13 |
| | | 09/14/13 | W, 35-25 |

Head Coach Steve Spurrier by the Numbers

| Year | School/ Organization | Overall Record | League/ Conference | Conference Record/Finish | Postseason/ Bowl | Final AP Poll | Final Coaches' Poll |
|------|-------------------------|-------------------|-----------------------|-----------------------------|---------------------|------------------|------------------------|
| 1983 | Tampa Bay | 11-7 | USFL | 3rd, Central Division | n/a | n/a | |
| 1984 | Tampa Bay | 14-5 | USFL | 2nd, Southern Division | 1st Round | n/a | |
| 1985 | Tampa Bay | 10-9 | USFL | 5th, Eastern Conference | 1st Round | n/a | |
| 1987 | Duke | 5-6 | ACC | 2-5/7th | — | — | — |
| 1988 | Duke | 7-3-1 | ACC | 3-3-1/6th | — | — | — |
| 1989 | Duke | 8-4 | ACC | 6-1/1st | All-American | — | — |
| 1990 | Florida | 9-2 | SEC | 6-1/1st | None | 13 | 13 |
| 1991 | Florida | 10-2 | SEC | 7-0/1st | Sugar | 7 | 8 |
| 1992 | Florida | 9-4 | SEC | 6-2/1st in East* | Gator | 10 | 11 |
| 1993 | Florida | 11-2 | SEC | 7-1/1st* | Sugar | 5 | 4 |
| 1994 | Florida | 10-2-1 | SEC | 7-1/1st* | Sugar | 7 | 7 |
| 1995 | Florida | 12-1 | SEC | 8-0/1st* | Fiesta | 2 | 3 |
| 1996 | Florida | 12-1 | SEC | 8-0/1st* | Sugar | 1 | 1 |
| 1997 | Florida | 10-2 | SEC | 6-2/tied 2nd in East | Citrus | 4 | 6 |
| 1998 | Florida | 10-2 | SEC | 7-1/2nd in East | Orange | 5 | 6 |
| 1999 | Florida | 9-4 | SEC | 7-1/1st in East* | Citrus | 12 | 14 |
| 2000 | Florida | 10-3 | SEC | 7-1/1st* | Sugar | 10 | 11 |
| 2001 | Florida | 10-2 | SEC | 6-2/2nd in East | Orange | 3 | 3 |
| 2002 | Washington | 7-9 | NFL | 3rd, NFC East | n/a | n/a | |
| 2003 | Washington | 5-11 | NFL | 3rd, NFC East | n/a | n/a | |
| 2005 | South Carolina | 7-5 | SEC | 5-3/tied 2nd in East | Independence | — | — |
| 2006 | South Carolina | 8-5 | SEC | 3-5/5th in East | Liberty | — | — |
| 2007 | South Carolina | 6-6 | SEC | 3-5/tied 4th in East | — | — | — |
| 2008 | South Carolina | 7-6 | SEC | 4-4/tied 3rd in East | Outback | — | — |
| 2009 | South Carolina | 7-6 | SEC | 3-5/tied 4th in East | Papajohns.com | — | — |
| 2010 | South Carolina | 9-5 | SEC | 5-3/1st in East* | Chick-fil-A | 22 | 22 |
| 2011 | South Carolina | 11-2 | SEC | 6-2/2nd in East | Capital One | 9 | 8 |
| 2012 | South Carolina | 11-2 | SEC | 6-2/3rd in East | Outback | 8 | 7 |
| 2013 | South Carolina | 11-2 | SEC | 6-2/2nd in East | Capital One | 4 | 4 |
| 2014 | South Carolina | 2-1 | SEC | 1-1 | | | |

*Appeared in SEC Championship Game

| COACHING RECORDS | Overall Record (Pct.) | Conference Record^ (Pct.) | Years |
|----------------------------------|-----------------------|---------------------------|----------|
| Overall Record (Pro and College) | 268-121-2 (.688) | --- | 30 years |
| College Record | 221-80-2 (.733) | 135-53-1 (.717) | 25 years |
| Pro Record | 47-41-0 (.534) | --- | 5 years |
| SEC Record | 201-67-1 (.749) | 124-44-0 (.738) | 22 years |
| Florida Record | 122-27-1 (.817) | 82-12-0 (.872) | 12 years |
| Duke Record | 20-13-1 (.603) | 11-9-1 (.548) | 3 years |
| South Carolina Record | 79-40-0 (.664) | 42-32-0 (.568) | 10 years |
| USFL Record# | 35-21-0 (.625) | --- | 3 years |
| NFL Record | 12-20-0 (.375) | --- | 2 years |

#Includes 2 playoff losses; ^Regular season only; 5-3 in SEC Championship Games

Steve Spurrier

vs. All Opponents

| Opponent..... | Record |
|----------------------------|-----------------|
| Akron | 1-0 |
| Alabama | 7-5 |
| Arkansas | 7-5 |
| Arkansas State..... | 1-0 |
| Army | 1-0 |
| Auburn..... | 10-8 |
| Ball State | 1-0 |
| Central Florida | 3-0 |
| Central Michigan | 1-0 |
| Citadel..... | 3-0 |
| Clemson | 7-5 |
| Coastal Carolina | 1-0 |
| Colgate..... | 1-0 |
| Connecticut..... | 0-1 |
| East Carolina..... | 3-0 |
| Florida..... | 4-5 |
| Florida Atlantic..... | 2-0 |
| Florida State | 5-9-1 |
| Furman..... | 2-0 |
| Georgia..... | 16-6 |
| Georgia Southern | 1-0 |
| Georgia Tech | 3-0 |
| Houston | 2-0 |
| Iowa | 0-1 |
| Kentucky | 20-1 |
| Louisiana-Monroe | 2-0 |
| Louisville | 1-0 |
| Louisiana-Lafayette..... | 3-0 |
| LSU | 11-4 |
| Marshall | 1-0 |
| Maryland..... | 2-2 |
| Miami (Fla.) | 0-1 |
| Michigan | 1-0 |
| Michigan State | 0-1 |
| Middle Tennessee | 2-0 |
| Mississippi State | 8-2 |
| Missouri | 2-1 |
| Navy..... | 1-0 |
| Nebraska | 1-1 |
| New Mexico State..... | 1-0 |
| North Carolina..... | 5-0 |
| North Carolina State | 4-1-1 |
| Northern Illinois | 2-0 |
| Northwestern | 3-0 |
| Notre Dame | 0-1 |
| Oklahoma State..... | 1-0 |
| Ole Miss..... | 4-0 |
| Penn State..... | 1-0 |
| Rutgers..... | 0-1 |
| San Jose State..... | 1-0 |
| South Carolina | 10-1 |
| South Carolina State..... | 2-0 |
| Southern Miss | 4-0 |
| Syracuse..... | 1-1 |
| Tennessee..... | 14-9 |
| Texas A&M | 0-1 |
| Texas Tech | 0-1 |
| Troy..... | 2-0 |
| UAB..... | 2-0 |
| Vanderbilt..... | 19-2 |
| Virginia | 1-2 |
| Wake Forest..... | 1-2 |
| West Virginia..... | 1-0 |
| Western Michigan | 1-0 |
| Wisconsin..... | 1-0 |
| Wofford..... | 3-0 |
| TOTALS..... | 221-80-2 |

Carolina Coaching Highs

Most Games at Carolina

| No. | Coach | Games |
|-----|-----------------------|------------|
| 1. | Rex Enright | 140 |
| 2. | Steve Spurrier | 119 |
| 3. | Paul Dietzel | 96 |
| 4. | Jim Carlen | 82 |
| 5. | Billy Laval | 71 |
| 6. | Lou Holtz | 70 |
| 7. | Joe Morrison | 69 |
| 8. | Brad Scott | 56 |
| 9. | Sparky Woods | 55 |
| 10. | Warren Giese | 50 |
| | Marvin Bass | 50 |

Most Wins at Carolina

| No. | Coach | Wins |
|-----|-----------------------|-----------|
| 1. | Steve Spurrier | 79 |
| 2. | Rex Enright | 64 |
| 3. | Jim Carlen | 45 |
| 4. | Paul Dietzel | 42 |
| 5. | Billy Laval | 39 |
| | Joe Morrison | 39 |
| 7. | Lou Holtz | 33 |
| 8. | Warren Giese | 28 |
| 9. | Sol Metzger | 26 |
| 10. | Sparky Woods | 24 |

FBS Active Coaching Leaders

By Wins

| No. | Coach | Wins |
|-----|-----------------------|------------|
| 1. | Frank Beamer | 268 |
| 2. | Steve Spurrier | 221 |
| 3. | Brian Kelly | 211 |
| 4. | D. Franchione | 204 |
| 5. | Bill Snyder | 180 |
| 6. | Gary Pinkel | 178 |
| 7. | Larry Blakeney | 175 |
| 8. | Nick Saban | 168 |
| 9. | Bob Stoops | 163 |
| 10. | Paul Johnson | 157 |

By Percentage

| No. | Coach | Rec. | Pct. |
|-----|-----------------------|-----------------|-------------|
| 1. | Chris Petersen | 95-12 | .888 |
| 2. | Urban Meyer | 130-26 | .833 |
| 3. | Bob Stoops | 163-39 | .807 |
| 4. | Nick Saban | 168-57-1 | .746 |
| 5. | Brian Kelly | 211-72-2 | .744 |
| 6. | Les Miles | 126-45 | .737 |
| 7. | Gary Patterson | 122-44 | .735 |
| 8. | Mark Richt | 127-46 | .734 |
| 9. | Bobby Petrino | 85-31 | .733 |
| | Steve Spurrier | 221-80-2 | .733 |

South Carolina Superlatives Under Coach Spurrier

MOST POINTS

- 70 vs Coastal Carolina..... 11/23/13
- 69 vs Troy..... 11/20/10
- 56 vs East Carolina..... 09/03/11
- 54 vs Kentucky 10/08/11
- 52 vs Middle Tennessee 11/18/06
- 52 at Arkansas 10/12/13

FEWEST POINTS ALLOWED

- 0 at Mississippi State 08/31/06
- 0 vs NC State 08/28/08
- 3 vs South Carolina State 09/15/07
- 3 at NC State 09/03/09
- 3 vs Vanderbilt 09/24/11
- 3 vs Kentucky 10/08/11
- 3 at Tennessee 10/29/11

MOST FIRST DOWNS

- 32 vs Kentucky 10/08/11
- 32 at Arkansas 10/12/13
- 32 vs Coastal Carolina..... 11/23/13
- 31 at Tennessee 10/27/07
- 31 vs Vanderbilt 09/14/13

FEWEST FIRST DOWNS ALLOWED

- 5 vs Vanderbilt 09/24/11
- 6 vs Kentucky 10/08/11
- 7 at Arkansas 10/12/13
- 10 vs NC State 08/28/08
- 10 at Tennessee 10/29/11

MOST RUSHING ATTEMPTS

- 58 vs Clemson..... 11/28/09
- 54 at Florida..... 11/13/10
- 54 at Arkansas 10/12/13
- 53 at Tennessee 10/29/11
- 53 vs Clemson..... 11/26/11

FEWEST RUSHING ATTEMPTS, OPPONENTS

- 20 at Florida..... 11/13/10
- 21 at Tennessee 10/29/11
- 21 vs East Carolina..... 09/06/14
- 22 at Kentucky..... 10/11/08
- 23 vs Tennessee 10/28/06

MOST RUSHING YARDS

- 352 vs Coastal Carolina..... 11/23/13
- 288 vs Kentucky 10/08/11
- 287 vs Florida Atlantic 09/19/09
- 277 at Arkansas 10/12/13
- 256 The Citadel 11/19/11

FEWEST RUSHING YARDS ALLOWED

- 4 Vanderbilt 09/24/11
- 27 vs UAB..... 09/15/12
- 34 vs Tennessee 11/01/08
- 35 at Florida..... 11/13/10
- 35 at Tennessee 10/29/11

MOST PASSES ATTEMPTED

- 56 at Missouri 10/26/13
- 53 at Georgia 09/12/09
- 51 at Arkansas 11/03/07
- 50 at Tennessee 10/27/07
- 50 vs Iowa 01/01/09
- 50 at Tennessee 10/31/09

MOST PASSES COMPLETED

- 35 at Missouri 10/26/13
- 34 at Tennessee 10/27/07
- 31 at Georgia 09/12/09
- 31 at Vanderbilt 10/23/10
- 30 vs Kentucky 10/08/11

FEWEST PASSES ATTEMPTED, OPPONENTS

- 3 vs The Citadel 11/19/11
- 3 vs Wofford..... 11/17/12
- 9 vs Navy 09/17/11
- 11 vs Wofford..... 09/16/06
- 11 at Arkansas 11/03/07

FEWEST PASSES COMPLETED, OPPONENTS

- 1 vs The Citadel 11/19/11
- 1 vs Wofford..... 11/17/12
- 4 vs Kentucky 10/08/11
- 4 at Arkansas 10/12/13
- 5 vs Wofford..... 09/16/06
- 5 vs NC State 08/28/08
- 5 vs Navy 09/17/11

MOST PASSING YARDS

- 423 at Missouri 10/26/13
- 397 vs East Carolina..... 09/08/12
- 391 vs Middle Tennessee 11/18/06
- 382 at Kentucky..... 10/16/10
- 366 vs Texas A&M..... 08/28/14

FEWEST PASSING YARDS ALLOWED

- 8 The Citadel 11/19/11
- 17 vs Kentucky 10/08/11
- 30 at Arkansas 10/12/13
- 49 vs NC State 08/28/08
- 61 vs Navy 09/17/11

MOST YARDS TOTAL OFFENSE

- 639 vs Kentucky 10/08/11
- 639 vs Coastal Carolina..... 11/23/13
- 579 vs Vanderbilt 09/14/13
- 545 vs Middle Tennessee 11/18/06
- 537 at Arkansas 10/12/13
- 528 vs East Carolina..... 09/08/12
- 516 vs Florida Atlantic 09/19/09
- 512 vs Houston..... 12/29/06
- 510 vs Tennessee 10/27/12
- 501 at Tennessee 10/27/07
- 501 vs UAB..... 09/15/12

FEWEST TOTAL YARDS ALLOWED

- 77 vs Vanderbilt 09/24/11
- 96 vs Kentucky 10/08/11
- 133 at NC State 09/03/09
- 138 vs NC State 08/28/08
- 153 vs Clemson..... 11/26/11

PUNTING AVERAGE (MIN. OF 3 PUNTS)

- 50.0 vs Georgia 09/11/10
- 50.0 vs Auburn 12/04/10
- 48.7 at Mississippi State 08/31/06
- 48.0 at Auburn..... 09/25/10
- 46.3 vs Vanderbilt 09/24/11

MOST TIME OF POSSESSION

- 43:25 at Arkansas 10/12/13
- 40:46 at Florida..... 11/13/10
- 39:58 at Clemson..... 11/24/12
- 38:37 vs Kentucky 10/08/11
- 38:09 vs Clemson..... 11/30/13

LONGEST SCORING DRIVE: BY YARDS

- 99 vs Arkansas..... 11/04/06
- 99 vs Vanderbilt 10/24/09
- 98 at Tennessee 10/29/11
- 97 vs Troy..... 09/24/05
- 97 at UCF..... 09/28/13

LONGEST SCORING DRIVE: BY TIME

- 11:35 at Tennessee 10/29/11
- 10:33 vs East Carolina..... 09/06/14
- 9:29 at Arkansas 10/12/13
- 9:28 vs Georgia 10/06/12
- 9:18 vs The Citadel 11/19/11

LONGEST SCORING DRIVE: BY PLAYS

- 20 at Tennessee 10/29/11
- 18 vs Wofford..... 09/20/08
- 18 vs The Citadel 11/19/11
- 18 vs East Carolina..... 09/06/14
- 17 vs Clemson..... 11/30/13

2014 South Carolina Statistics

| | | 1st | Rushing | Passing | Total Offense | Punts | Fumbles | Penalties | KO Ret. | Punt Ret. | Int. Ret. | 3rd | Time of |
|---------------|-----------|-----------|-----------------|----------------------|-----------------|---------------|------------|-------------|--------------|------------|------------|-------------|--------------|
| Team | Score | Downs | No-Yds-TD | C-A-I-Yds-TD | Play-Yds-TD | No-Avg | No-Lost | No-Yds | No-Yds | No-Yds | No-Yds | Dns | Poss |
| Texas A&M | 52 | 39 | 39-169-4 | 44-60-0-511-3 | 99-680-7 | 2-48.0 | 0-0 | 8-95 | 1-32 | 2-7 | 1-0 | 12-17 | 37:38 |
| SC | 28 | 23 | 22-67-0 | 20-40-1-366-4 | 62-433-4 | 4-44.0 | 0-0 | 4-21 | 3-55 | 0-0 | 0-0 | 2-9 | 22:22 |
| East Carolina | 23 | 27 | 21-132-1 | 32-46-2-321-1 | 67-453-2 | 1-52.0 | 0-0 | 4-40 | 3-63 | 0-0 | 1-0 | 6-12 | 23:41 |
| SC | 33 | 26 | 38-175-2 | 25-38-1-266-1 | 76-441-3 | 1-53.0 | 0-0 | 5-60 | 6-124 | 1-5 | 2-7 | 7-13 | 36:19 |
| Georgia | 35 | 18 | 38-217-2 | 16-22-0-191-2 | 60-408-4 | 2-40.5 | 2-0 | 7-44 | 7-450 | 0-0 | 1-18 | 5-12 | 28:33 |
| SC | 38 | 27 | 42-176-2 | 21-30-1-271-3 | 72-447-5 | 2-40.0 | 1-1 | 7-69 | 6-338 | 1-0 | 0-0 | 2-9 | 31:27 |
| SC | | | | | | | | | | | | | |
| Vanderbilt | | | | | | | | | | | | | |
| Missouri | | | | | | | | | | | | | |
| SC | | | | | | | | | | | | | |
| SC | | | | | | | | | | | | | |
| Kentucky | | | | | | | | | | | | | |
| Furman | | | | | | | | | | | | | |
| SC | | | | | | | | | | | | | |
| SC | | | | | | | | | | | | | |
| Auburn | | | | | | | | | | | | | |
| Tennessee | | | | | | | | | | | | | |
| SC | | | | | | | | | | | | | |
| SC | | | | | | | | | | | | | |
| Florida | | | | | | | | | | | | | |
| South Alabama | | | | | | | | | | | | | |
| SC | | | | | | | | | | | | | |
| SC | | | | | | | | | | | | | |
| Clemson | | | | | | | | | | | | | |

2014 Game-by-Game Starters

South Carolina Offense

| POS. | A&M | ECU | GEORGIA | VANDY | MIZZOU | KENT | FURMAN | AUBURN | TENN | FLORIDA | USA | CLEM |
|------|------------|-------------|-----------|-------|--------|------|--------|--------|------|---------|-----|------|
| WR | Roland | – | Roland | | | | | | | | | |
| WR | P. Cooper | P. Cooper | P. Cooper | | | | | | | | | |
| WR | – | Gibson (TE) | Jones | | | | | | | | | |
| TE | Adams | Anderson | – | | | | | | | | | |
| LT | Robinson | Robinson | Robinson | | | | | | | | | |
| LG | Cann | Cann | Cann | | | | | | | | | |
| C | C. Stadnik | Knott | Knott | | | | | | | | | |
| RG | Waldrop | Sport | Waldrop | | | | | | | | | |
| RT | Shell | Shell | Shell | | | | | | | | | |
| QB | Thompson | Thompson | Thompson | | | | | | | | | |
| FB | McLaurin | McLaurin | Wilds | | | | | | | | | |
| TB | Wilds | Wilds | Davis | | | | | | | | | |

South Carolina Defense

| POS. | A&M | ECU | GEORGIA | VANDY | MIZZOU | KENT | FURMAN | AUBURN | TENN | FLORIDA | USA | CLEM |
|------|----------------|-------------|-------------|-------|--------|------|--------|--------|------|---------|-----|------|
| DE | Dixon | Dixon | Dixon | | | | | | | | | |
| DT | Surratt | Surratt | Surratt | | | | | | | | | |
| DT | – | Dixon Jr. | Dixon Jr. | | | | | | | | | |
| DE | English | English | English | | | | | | | | | |
| LB | Holloman | Holloman | Holloman | | | | | | | | | |
| LB | Walton | Moore | Moore | | | | | | | | | |
| LB | Allen-Williams | – | – | | | | | | | | | |
| SPR | Golightly | Diggs | Diggs | | | | | | | | | |
| CB | B. Williams | B. Williams | B. Williams | | | | | | | | | |
| SS | Gurley | Moody | Moody | | | | | | | | | |
| FS | Elder | Gurley | Gurley | | | | | | | | | |
| CB | Harris Jr. | McWilliams | McWilliams | | | | | | | | | |

2014 South Carolina Statistics

| | SC | OPP |
|--------------------------------|---------------------|---------------------|
| SCORING | 99 | 110 |
| Points Per Game | 33.0 | 36.7 |
| FIRST DOWNS | 76 | 84 |
| Rushing | 28 | 23 |
| Passing | 42 | 56 |
| Penalty | 6 | 5 |
| RUSHING YARDAGE | 418 | 518 |
| Yards gained rushing | 470 | 551 |
| Yards lost rushing | 52 | 33 |
| Rushing Attempts | 102 | 98 |
| Average Per Rush | 4.1 | 5.3 |
| Average Per Game | 139.3 | 172.7 |
| TDs Rushing | 4 | 7 |
| PASSING YARDAGE | 903 | 1023 |
| Comp- Att- Int | 66-108-3 | 92-128-2 |
| Average Per Pass | 8.4 | 8.0 |
| Average Per Catch | 13.7 | 11.1 |
| Average Per Game | 301.0 | 341.0 |
| TDs Passing | 8 | 6 |
| TOTAL OFFENSE | 1321 | 1541 |
| Total Plays | 210 | 226 |
| Average Per Play | 6.3 | 6.8 |
| Average Per Game | 440.3 | 513.7 |
| KICK RETURNS: #-Yards | 12-265 | 6-116 |
| PUNT RETURNS: #-Yards | 2-5 | 2-7 |
| INT RETURNS: #-Yards | 2-7 | 3-18 |
| KICK RETURN AVERAGE | 22.1 | 19.3 |
| PUNT RETURN AVERAGE | 2.5 | 3.5 |
| INT RETURN AVERAGE | 3.5 | 6.0 |
| FUMBLES-LOST | 1-1 | 2-0 |
| PENALTIES-Yards | 16-150 | 19-179 |
| Average Per Game | 50.0 | 59.7 |
| PUNTS-Yards | 7-309 | 5-229 |
| Average Per Punt | 44.1 | 45.8 |
| Net punt average | 40.3 | 40.8 |
| KICKOFFS-Yards | 18-1115 | 22-1411 |
| Average Per Kick | 61.9 | 64.1 |
| Net kick average | 40.2 | 40.7 |
| TIME OF POSSESSION/Game | 30: 03 | 29: 57 |
| 3RD-DOWN Conversions | 11/31 | 23/41 |
| 3rd-Down Pct | 35% | 56% |
| 4TH-DOWN Conversions | 2/3 | 4/4 |
| 4th-Down Pct | 67% | 100% |
| SACKS BY-Yards | 3-22 | 4-28 |
| MISC YARDS | 0 | -30 |
| TOUCHDOWNS SCORED | 12 | 13 |
| FIELD GOALS-ATTEMPTS | 5-6 | 6-9 |
| ON-SIDE KICKS | 0-1 | 0-0 |
| RED-ZONE SCORES | (11-11) 100% | (17-19) 89% |
| RED-ZONE TOUCHDOWNS | (8-11) 73% | (12-19) 63% |
| PAT-ATTEMPTS | (12-12) 100% | (12-12) 100% |
| ATTENDANCE | 247978 | 0 |
| Games/Avg Per Game | 3/82659 | 0/0 |

| SCORE BY QUARTERS | 1st | 2nd | 3rd | 4th | OT | Total |
|-------------------|-----|-----|-----|-----|----|-------|
| South Carolina | 28 | 30 | 31 | 10 | 0 | 99 |
| Opponents | 26 | 34 | 21 | 29 | 0 | 110 |

| RUSHING | G | Att | Gain | Loss | Net | Avg | TD | Long | Avg/G |
|-----------------------|----------|------------|------------|-----------|------------|------------|----------|-----------|--------------|
| Brandon Wilds | 3 | 37 | 194 | 7 | 187 | 5.1 | 1 | 24 | 62.3 |
| Mike Davis | 3 | 41 | 193 | 11 | 182 | 4.4 | 2 | 36 | 60.7 |
| Damiere Byrd | 3 | 3 | 28 | 0 | 28 | 9.3 | 0 | 14 | 9.3 |
| Pharoh Cooper | 3 | 5 | 16 | 1 | 15 | 3.0 | 0 | 10 | 5.0 |
| Dylan Thompson | 3 | 11 | 37 | 28 | 9 | 0.8 | 1 | 10 | 3.0 |
| Shon Carson | 3 | 1 | 2 | 0 | 2 | 2.0 | 0 | 2 | 0.7 |
| Total..... | 3 | 102 | 470 | 52 | 418 | 4.1 | 4 | 36 | 139.3 |
| Opponents..... | 3 | 98 | 551 | 33 | 518 | 5.3 | 7 | 44 | 172.7 |

| PASSING | G | Effic | Comp-Att-Int | Pct | Yds | TD | Lng | Avg/G |
|-----------------------|----------|---------------|-----------------|-------------|-------------|----------|-----------|--------------|
| Dylan Thompson | 3 | 150.23 | 66-108-3 | 61.1 | 903 | 8 | 69 | 301.0 |
| Total..... | 3 | 150.23 | 66-108-3 | 61.1 | 903 | 8 | 69 | 301.0 |
| Opponents..... | 3 | 151.35 | 92-128-2 | 71.9 | 1023 | 6 | 36 | 341.0 |

| RECEIVING | G | No. | Yds | Avg | TD | Long | Avg/G |
|-----------------------|----------|-----------|-------------|-------------|----------|-----------|--------------|
| Nick Jones | 3 | 14 | 244 | 17.4 | 2 | 69 | 81.3 |
| Shaq Roland | 3 | 12 | 143 | 11.9 | 1 | 31 | 47.7 |
| Pharoh Cooper | 3 | 11 | 130 | 11.8 | 2 | 27 | 43.3 |
| Rory Anderson | 3 | 8 | 119 | 14.9 | 1 | 29 | 39.7 |
| Mike Davis | 3 | 6 | 45 | 7.5 | 0 | 19 | 15.0 |
| Brandon Wilds | 3 | 4 | 44 | 11.0 | 0 | 24 | 14.7 |
| Jerell Adams | 3 | 3 | 54 | 18.0 | 0 | 27 | 18.0 |
| K.J. Brent | 3 | 3 | 39 | 13.0 | 1 | 16 | 13.0 |
| Damiere Byrd | 3 | 2 | 70 | 35.0 | 1 | 46 | 23.3 |
| Shon Carson | 3 | 1 | 9 | 9.0 | 0 | 9 | 3.0 |
| David Williams | 2 | 1 | 6 | 6.0 | 0 | 6 | 3.0 |
| Connor McLaurin | 3 | 1 | 0 | 0.0 | 0 | 0 | 0.0 |
| Total..... | 3 | 66 | 903 | 13.7 | 8 | 69 | 301.0 |
| Opponents..... | 3 | 92 | 1023 | 11.1 | 6 | 36 | 341.0 |

| KICKOFF RETURNS | No. | Yds | Avg | TD | Long |
|-----------------------|-----------|------------|-------------|----------|-----------|
| Shon Carson | 11 | 242 | 22.0 | 0 | 42 |
| Sidney Rhodes | 1 | 23 | 23.0 | 0 | 23 |
| Total..... | 12 | 265 | 22.1 | 0 | 42 |
| Opponents..... | 6 | 116 | 19.3 | 0 | 32 |

| PUNT RETURNS | No. | Yds | Avg | TD | Long |
|-----------------------|----------|----------|------------|----------|----------|
| Pharoh Cooper | 2 | 5 | 2.5 | 0 | 5 |
| Total..... | 2 | 5 | 2.5 | 0 | 5 |
| Opponents..... | 2 | 7 | 3.5 | 0 | 7 |

2014 South Carolina Statistics

| ----- PATs ----- | | | | | | | | | |
|-----------------------|-----------|------------|--------------|----------|----------|------------|----------|----------|------------|
| SCORING | TD | FGs | Kick | Rush | Rcv | Pass | DXP | Saf | Pts |
| Elliott Fry | - | 5-6 | 12-12 | - | - | - | - | - | 27 |
| Pharoh Cooper | 2 | - | - | - | - | - | - | - | 12 |
| Mike Davis | 2 | - | - | - | - | - | - | - | 12 |
| Nick Jones | 2 | - | - | - | - | - | - | - | 12 |
| K.J. Brent | 1 | - | - | - | - | - | - | - | 6 |
| Damiere Byrd | 1 | - | - | - | - | - | - | - | 6 |
| Brandon Wilds | 1 | - | - | - | - | - | - | - | 6 |
| Rory Anderson | 1 | - | - | - | - | - | - | - | 6 |
| Shaq Roland | 1 | - | - | - | - | - | - | - | 6 |
| Dylan Thompson | 1 | - | - | - | - | - | - | - | 6 |
| Total..... | 12 | 5-6 | 12-12 | - | - | - | - | - | 99 |
| Opponents..... | 13 | 6-9 | 12-12 | - | 1 | 1-1 | - | - | 110 |

| FIELD GOALS | M-A | Pct | 01-19 | 20-29 | 30-39 | 40-49 | 50+ | Lg | Blk |
|-------------|-----|------|-------|-------|-------|-------|-----|----|-----|
| Elliott Fry | 5-6 | 83.3 | 0-0 | 2-2 | 2-2 | 1-1 | 0-1 | 42 | 0 |

| FG SEQUENCE | SC | OPPONENTS |
|---------------|---------------------|-------------------|
| Texas A&M | 54 | (33) |
| East Carolina | (39),(42),(26),(20) | (26),(35),42,(40) |
| Georgia | (32) | (36),(26),44,28 |
| Vanderbilt | | |
| Missouri | | |
| Kentucky | | |
| Furman | | |
| Auburn | | |
| Tennessee | | |
| Florida | | |
| South Alabama | | |
| Clemson | | |

Numbers in (parentheses) indicate field goal was made.

| PUNTING | No. | Yds | Avg | Long | TB | FC | I20 | Blkd |
|-----------------------|----------|------------|-------------|-----------|----------|----------|----------|----------|
| Tyler Hull | 7 | 309 | 44.1 | 53 | 1 | 2 | 2 | 0 |
| Total..... | 7 | 309 | 44.1 | 53 | 1 | 2 | 2 | 0 |
| Opponents..... | 5 | 229 | 45.8 | 52 | 1 | 0 | 1 | 0 |

| KICKOFFS | No. | Yds | Avg | TB | OB | Retn | Net | YdLn |
|-----------------------|-----------|-------------|-------------|-----------|----------|-------------|-------------|-----------|
| Landon Ard | 18 | 1115 | 61.9 | 11 | 0 | | | |
| Total..... | 18 | 1115 | 61.9 | 11 | 0 | 19.3 | 40.2 | 24 |
| Opponents..... | 22 | 1411 | 64.1 | 10 | 0 | 22.1 | 40.7 | 24 |

| INTERCEPTIONS | No. | Yds | Avg | TD | Long |
|-----------------------|----------|-----------|------------|----------|-----------|
| Sharrod Golightly | 1 | 0 | 0.0 | 0 | 0 |
| T.J. Gurley | 1 | 7 | 7.0 | 0 | 7 |
| Total..... | 2 | 7 | 3.5 | 0 | 7 |
| Opponents..... | 3 | 18 | 6.0 | 0 | 18 |

| FUMBLE RETURNS | No. | Yds | Avg | TD | Long |
|-----------------------|----------|----------|------------|----------|----------|
| Total..... | 0 | 0 | 0.0 | 0 | 0 |
| Opponents..... | 0 | 0 | 0.0 | 0 | 0 |

| TOTAL OFFENSE | G | Plays | Rush | Pass | Total | Avg/G |
|-----------------------|----------|------------|------------|-------------|-------------|--------------|
| Dylan Thompson | 3 | 119 | 9 | 903 | 912 | 304.0 |
| Brandon Wilds | 3 | 37 | 187 | 0 | 187 | 62.3 |
| Mike Davis | 3 | 41 | 182 | 0 | 182 | 60.7 |
| Damiere Byrd | 3 | 3 | 28 | 0 | 28 | 9.3 |
| Pharoh Cooper | 3 | 5 | 15 | 0 | 15 | 5.0 |
| Shon Carson | 3 | 1 | 2 | 0 | 2 | 0.7 |
| TEAM | 1 | 3 | -5 | 0 | -5 | -5.0 |
| Total..... | 3 | 210 | 418 | 903 | 1321 | 440.3 |
| Opponents..... | 3 | 226 | 518 | 1023 | 1541 | 513.7 |

| ALL PURPOSE | G | Rush | Rec | PR | KOR | IR | Tot | Avg/G |
|-----------------------|----------|------------|-------------|----------|------------|-----------|-------------|--------------|
| Shon Carson | 3 | 2 | 9 | 0 | 242 | 0 | 253 | 84.3 |
| Nick Jones | 3 | 0 | 244 | 0 | 0 | 0 | 244 | 81.3 |
| Brandon Wilds | 3 | 187 | 44 | 0 | 0 | 0 | 231 | 77.0 |
| Mike Davis | 3 | 182 | 45 | 0 | 0 | 0 | 227 | 75.7 |
| Pharoh Cooper | 3 | 15 | 130 | 5 | 0 | 0 | 150 | 50.0 |
| Shaq Roland | 3 | 0 | 143 | 0 | 0 | 0 | 143 | 47.7 |
| Rory Anderson | 3 | 0 | 119 | 0 | 0 | 0 | 119 | 39.7 |
| Damiere Byrd | 3 | 28 | 70 | 0 | 0 | 0 | 98 | 32.7 |
| Jerrell Adams | 3 | 0 | 54 | 0 | 0 | 0 | 54 | 18.0 |
| K.J. Brent | 3 | 0 | 39 | 0 | 0 | 0 | 39 | 13.0 |
| Sidney Rhodes | 3 | 0 | 0 | 0 | 23 | 0 | 23 | 7.7 |
| Dylan Thompson | 3 | 9 | 0 | 0 | 0 | 0 | 9 | 3.0 |
| T.J. Gurley | 3 | 0 | 0 | 0 | 0 | 7 | 7 | 2.3 |
| David Williams | 2 | 0 | 6 | 0 | 0 | 0 | 6 | 3.0 |
| TEAM | 1 | -5 | 0 | 0 | 0 | 0 | -5 | -5.0 |
| Total..... | 3 | 418 | 903 | 5 | 265 | 7 | 1598 | 532.7 |
| Opponents..... | 3 | 518 | 1023 | 7 | 116 | 18 | 1682 | 560.7 |

2014 South Carolina Defensive Statistics

| No. | DEFENSIVE LEADERS | GP | -----Tackles----- | | | TFL/Yds | [-Sacks-] | ---Pass Def--- | | QBH | --Fumbles-- | | Blkd | Saf |
|-----------------------|-----------------------|----------|-------------------|-----------|------------|--------------|-------------|----------------|-----------|-----------|-------------|----------|----------|----------|
| | | | Solo | Ast | Total | | | Int-Yds | BrUp | | Rcv-Yds | FF | Kick | |
| 10 | Skai Moore | 3 | 16 | 7 | 23 | 1.0-9 | 1.0-9 | . | . | . | . | . | . | . |
| 20 | T.J. Gurley | 3 | 13 | 5 | 18 | . | . | 1-7 | 1 | . | . | . | . | . |
| 1 | Rico McWilliams | 3 | 11 | 2 | 13 | 1.0-3 | . | . | . | . | . | . | . | . |
| 12 | Brison Williams | 3 | 12 | . | 12 | . | . | . | 1 | . | . | . | . | . |
| 6 | Chris Moody | 3 | 10 | 2 | 12 | . | . | . | . | . | . | . | . | . |
| 42 | Jordan Diggs | 3 | 8 | 3 | 11 | . | . | . | . | . | . | . | . | . |
| 17 | Chaz Elder | 3 | 7 | 3 | 10 | . | . | . | . | . | . | . | . | . |
| 8 | Kaiwan Lewis | 3 | 5 | 5 | 10 | . | . | . | . | 1 | . | . | . | . |
| 5 | Darius English | 3 | 8 | 1 | 9 | 1.0-3 | 1.0-3 | . | . | 1 | . | . | . | . |
| 11 | T.J. Holloman | 3 | 8 | 1 | 9 | . | . | . | . | 1 | . | . | . | . |
| 44 | Gerald Dixon | 3 | 6 | 2 | 8 | 2.0-16 | 1.0-10 | . | 1 | 1 | . | . | . | . |
| 9 | Sharrod Golightly | 3 | 6 | 2 | 8 | . | . | 1-0 | . | . | . | . | . | . |
| 31 | Al Harris Jr. | 3 | 6 | 1 | 7 | 1.0-1 | . | . | 2 | . | . | . | . | . |
| 28 | Jonathan Walton | 3 | 5 | 1 | 6 | . | . | . | . | 1 | . | . | . | . |
| 92 | Gerald Dixon Jr. | 3 | 1 | 4 | 5 | . | . | . | . | . | . | . | 1 | . |
| 97 | J.T. Surratt | 3 | 5 | . | 5 | . | . | . | 1 | 1 | . | . | . | . |
| 34 | Mason Harris | 3 | 3 | 1 | 4 | 1.0-2 | . | . | . | 1 | . | . | . | . |
| 4 | Bryson Allen-Williams | 3 | 2 | 2 | 4 | . | . | . | . | 2 | . | . | . | . |
| 52 | Phillip Dukes | 3 | 3 | . | 3 | 1.0-2 | . | . | . | . | . | . | . | . |
| 55 | David Johnson | 3 | 2 | 1 | 3 | . | . | . | . | . | . | . | . | . |
| 99 | Abu Lamin | 3 | 3 | . | 3 | . | . | . | . | . | . | . | . | . |
| 21 | Marcquis Roberts | 2 | . | 2 | 2 | . | . | . | . | . | . | . | . | . |
| 94 | Kelsey Griffin | 3 | 2 | . | 2 | 1.0-1 | . | . | . | . | . | . | . | . |
| 90 | Taylor Stallworth | 1 | . | 1 | 1 | . | . | . | . | . | . | . | . | . |
| 71 | Brandon Shell | 3 | 1 | . | 1 | . | . | . | . | . | . | . | . | . |
| 3 | Chris Lammons | 3 | 1 | . | 1 | . | . | . | . | . | . | . | . | . |
| 18 | Cedrick Cooper | 3 | . | 1 | 1 | . | . | . | . | 1 | . | . | . | . |
| 19 | Landon Ard | 3 | 1 | . | 1 | . | . | . | . | . | . | . | . | . |
| 30 | Sidney Rhodes | 3 | . | 1 | 1 | . | . | . | . | . | . | . | . | . |
| 47 | Drew Williams | 3 | 1 | . | 1 | . | . | . | . | . | . | . | . | . |
| 25 | Kadetrix Marcus | 3 | 1 | . | 1 | . | . | . | . | . | . | . | . | . |
| Total..... | | 3 | 147 | 48 | 195 | 9-37 | 3-22 | 2-7 | 6 | 10 | . | . | 1 | . |
| Opponents..... | | 3 | 127 | 70 | 197 | 11-45 | 4-28 | 3-18 | 10 | 11 | 1-0 | . | . | . |

2014 South Carolina Defensive Statistics

| TOTAL TACKLES | UA-A | TOT | A&M | ECU | UGA | VANDY | MIZZ | KENT | FURM | AUB | TENN | FLA | USA | CLEM |
|-----------------------|------|-----|-----|-----|-----|-------|------|------|------|-----|------|-----|-----|------|
| Skai Moore | 16-7 | 23 | 6-0 | 4-3 | 6-4 | | | | | | | | | |
| T.J. Gurley | 13-5 | 18 | 5-1 | 4-2 | 4-2 | | | | | | | | | |
| Rico McWilliams | 11-2 | 13 | 5-0 | 5-0 | 1-2 | | | | | | | | | |
| Chris Moody | 10-2 | 12 | 7-1 | 2-1 | 1-0 | | | | | | | | | |
| Brison Williams | 12-0 | 12 | 7-0 | 2-0 | 3-0 | | | | | | | | | |
| Jordan Diggs | 8-3 | 11 | 5-1 | 2-1 | 1-1 | | | | | | | | | |
| Chaz Elder | 7-3 | 10 | 3-3 | - | 4-0 | | | | | | | | | |
| Kaiwan Lewis | 5-5 | 10 | 3-2 | 0-1 | 2-2 | | | | | | | | | |
| T.J. Holloman | 8-1 | 9 | 0-1 | 6-0 | 2-0 | | | | | | | | | |
| Darius English | 8-1 | 9 | 2-0 | 2-0 | 4-1 | | | | | | | | | |
| Gerald Dixon | 6-2 | 8 | 2-0 | 1-1 | 3-1 | | | | | | | | | |
| Sharrod Golightly | 6-2 | 8 | 3-2 | 2-0 | 1-0 | | | | | | | | | |
| Al Harris Jr. | 6-1 | 7 | 4-1 | 1-0 | 1-0 | | | | | | | | | |
| Jonathan Walton | 5-1 | 6 | 2-0 | 2-0 | 1-1 | | | | | | | | | |
| J.T. Surratt | 5-0 | 5 | 2-0 | 3-0 | - | | | | | | | | | |
| Gerald Dixon Jr. | 1-4 | 5 | 0-1 | - | 1-3 | | | | | | | | | |
| Mason Harris | 3-1 | 4 | 1-0 | 1-0 | 1-1 | | | | | | | | | |
| Bryson Allen-Williams | 2-2 | 4 | 1-2 | 1-0 | - | | | | | | | | | |
| David Johnson | 2-1 | 3 | - | 1-0 | 1-1 | | | | | | | | | |
| Abu Lamin | 3-0 | 3 | 2-0 | 1-0 | - | | | | | | | | | |
| Phillip Dukes | 3-0 | 3 | 1-0 | 2-0 | - | | | | | | | | | |
| Kelsey Griffin | 2-0 | 2 | 1-0 | 1-0 | - | | | | | | | | | |
| Marcquis Roberts | 0-2 | 2 | 0-1 | DNP | 0-1 | | | | | | | | | |
| Cedrick Cooper | 0-1 | 1 | - | - | 0-1 | | | | | | | | | |
| Sidney Rhodes | 0-1 | 1 | - | 0-1 | - | | | | | | | | | |
| Brandon Shell | 1-0 | 1 | - | - | 1-0 | | | | | | | | | |
| Taylor Stallworth | 0-1 | 1 | DNP | DNP | 0-1 | | | | | | | | | |
| Drew Williams | 1-0 | 1 | 1-0 | - | - | | | | | | | | | |
| Kadatrix Marcus | 1-0 | 1 | 1-0 | - | - | | | | | | | | | |
| Chris Lammons | 1-0 | 1 | 1-0 | - | - | | | | | | | | | |
| Landon Ard | 1-0 | 1 | - | 1-0 | - | | | | | | | | | |

2014 South Carolina Individual Statistics

Individual Rushing (Att-Yds/TD)

| PLAYER | TOT | A&M | ECU | UGA | VANDY | MIZZ | KENT | FURM | AUB | TENN | FLA | USA | CLEM |
|----------------|----------|--------|----------|---------|-------|------|------|------|-----|------|-----|-----|------|
| Brandon Wilds | 37-187/1 | 9-45/0 | 14-49/0 | 14-93/1 | | | | | | | | | |
| Mike Davis | 41-182/2 | 6-15/0 | 18-101/2 | 17-66/0 | | | | | | | | | |
| Damiere Byrd | 3-28/0 | 2-14/0 | - | 1-14/0 | | | | | | | | | |
| Pharoh Cooper | 5-15/0 | - | 2-6/0 | 3-9/0 | | | | | | | | | |
| Dylan Thompson | 11-9/1 | 4-9/0 | 3-19/0 | 4-1/1 | | | | | | | | | |
| Shon Carson | 1-2/0 | 1-2/0 | - | - | | | | | | | | | |
| David Williams | 1-0/0 | DNP | 1-0/0 | - | | | | | | | | | |
| TEAM | 3--5/0 | DNP | DNP | 3--5/0 | | | | | | | | | |

Individual Passing (Cmp-Att-Int-Yds-TD)

| | THOMPSON |
|---------------|---------------|
| Texas A&M | 20-40-1-366-4 |
| East Carolina | 25-38-1-266-1 |
| Georgia | 21-31-1-271-3 |
| Vanderbilt | |
| Missouri | |
| Kentucky | |
| Furman | |
| Auburn | |
| Tennessee | |
| Florida | |
| South Alabama | |
| Clemson | |

Individual Receiving (Rec-Yds/TD)

| PLAYER | TOT | A&M | ECU | UGA | VANDY | MIZZ | KENT | FURM | AUB | TENN | FLA | USA | CLEM |
|-----------------|----------|---------|--------|--------|-------|------|------|------|-----|------|-----|-----|------|
| Nick Jones | 14-244/2 | 5-113/2 | 5-44/0 | 4-87/0 | | | | | | | | | |
| Shaq Roland | 12-143/1 | 1-2/0 | 7-94/0 | 4-47/1 | | | | | | | | | |
| Pharoh Cooper | 11-130/2 | 3-58/1 | 5-45/0 | 3-27/1 | | | | | | | | | |
| Rory Anderson | 8-119/1 | 3-52/0 | - | 5-67/1 | | | | | | | | | |
| Damiere Byrd | 2-70/1 | 1-46/1 | - | 1-24/0 | | | | | | | | | |
| Jerell Adams | 3-54/0 | 2-40/0 | 1-14/0 | - | | | | | | | | | |
| Mike Davis | 6-45/0 | 1-1/0 | 3-28/0 | 2-16/0 | | | | | | | | | |
| Brandon Wilds | 4-44/0 | 2-32/0 | 1-9/0 | 1-3/0 | | | | | | | | | |
| K.J. Brent | 3-39/1 | 1-13/0 | 2-26/1 | - | | | | | | | | | |
| Shon Carson | 1-9/0 | 1-9/0 | - | - | | | | | | | | | |
| David Williams | 1-6/0 | DNP | 1-6/0 | - | | | | | | | | | |
| Connor McLaurin | 1-0/0 | - | - | 1-0/0 | | | | | | | | | |

Game-by-Game Leaders

| Opponent | Rushing | Passing | Receiving (No.) | Receiving (Yds.) | Tackles |
|---------------|----------------|------------------------|-----------------|------------------|--------------|
| Texas A&M | Wilds 9-45/0 | Thompson 20-40-1-366-4 | Jones 5-113/2 | Jones 5-113/2 | Moody 7-1-8 |
| East Carolina | Davis 18-101/2 | Thompson 25-38-1-266-1 | Roland 7-94/0 | Roland 7-94/0 | Moore 4-3-7 |
| Georgia | Wilds 14-93/1 | Thompson 21-31-1-271-3 | Anderson 5-67/1 | Jones 4-87/0 | Moore 6-4-10 |
| Vanderbilt | | | | | |
| Missouri | | | | | |
| Kentucky | | | | | |
| Furman | | | | | |
| Auburn | | | | | |
| Tennessee | | | | | |
| Florida | | | | | |
| South Alabama | | | | | |
| Clemson | | | | | |

2014 Scoring Drives

SOUTH CAROLINA

| Texas A&M | Qtr | Plays | Yards | TOP | Result |
|-------------------------------------|------------|--------------|--------------|------------|---------------|
| Jones 69-yard pass from Thompson | 1 | 3 | 75 | 1:18 | TD |
| Byrd 46-yard pass from Thompson | 2 | 6 | 73 | 2:09 | TD |
| P. Cooper 5-yard pass from Thompson | 3 | 8 | 81 | 3:35 | TD |
| Jones 10-yard pass from Thompson | 3 | 6 | 75 | 2:28 | TD |
| East Carolina | Qtr | Plays | Yards | TOP | Result |
| Davis 36-yard run | 1 | 10 | 82 | 4:39 | TD |
| Fry 39-yard field goal | 2 | 11 | 54 | 3:40 | FG |
| Davis 3-yard run | 2 | 8 | 76 | 3:35 | TD |
| Fry 42-yard field goal | 2 | 6 | 22 | 1:20 | FG |
| Brent 16-yard pass from Thompson | 3 | 9 | 69 | 4:01 | TD |
| Fry 26-yard field goal | 3 | 13 | 46 | 5:40 | FG |
| Fry 20-yard field goal | 4 | 18 | 86 | 10:33 | FG |
| Georgia | Qtr | Plays | Yards | TOP | Result |
| Roland 10-yard pass from Thompson | 1 | 9 | 75 | 4:27 | TD |
| P. Cooper 8-yard pass from Thompson | 1 | 11 | 75 | 5:05 | TD |
| Anderson 18-yard pass from Thompson | 2 | 10 | 75 | 3:22 | TD |
| Fry 32-yard field goal | 2 | 9 | 59 | 2:16 | FG |
| Thompson 1-yard run | 3 | 9 | 75 | 4:16 | TD |
| Wilds 24-yard run | 4 | 4 | 58 | 1:54 | TD |

OPPONENTS

| Texas A&M | Qtr | Plays | Yards | TOP | Result |
|-----------------------------------|------------|--------------|--------------|------------|---------------|
| Carson 1-yard run | 1 | 9 | 67 | 3:33 | TD |
| Lambo 33-yard field goal | 1 | 12 | 75 | 4:40 | FG |
| Seals-Jones 3-yard pass from Hill | 2 | 9 | 85 | 2:22 | TD |
| Pope 14-yard pass from Hill | 2 | 8 | 75 | 2:40 | TD |
| Carson 2-yard run | 2 | 11 | 80 | 2:19 | TD |
| Reynolds 5-yard pass from Hill | 3 | 8 | 66 | 3:15 | TD |
| Carson 2-yard run | 3 | 8 | 42 | 2:27 | TD |
| Williams 2-yard run | 4 | 10 | 83 | 2:54 | TD |
| East Carolina | Qtr | Plays | Yards | TOP | Result |
| Harvey 26-yard field goal | 1 | 11 | 89 | 3:10 | FG |
| Harvey 35-yard field goal | 1 | 7 | 25 | 2:28 | FG |
| Hairston 10-yard run | 2 | 9 | 81 | 3:21 | TD |
| Harvey 40-yard field goal | 2 | 5 | 53 | 0:58 | FG |
| Worthy 17-yard pass from Carden | 4 | 11 | 75 | 3:40 | TD |
| Georgia | Qtr | Plays | Yards | TOP | Result |
| Michel 33-yard pass from Mason | 1 | 2 | 69 | 0:31 | TD |
| Morgan 36-yard field goal | 1 | 4 | 7 | 1:22 | FG |
| Morgan 26-yard field goal | 2 | 10 | 50 | 4:53 | FG |
| Gurley 2-yard run | 3 | 11 | 85 | 5:37 | TD |
| Hicks 1-yard run | 4 | 11 | 75 | 5:51 | TD |

2014 Explosive Plays

Running Plays - 15 Yards or Longer

| Yds | Rusher | Opponent | Qtr | Play Result | Drive Result |
|-----|--------|---------------|-----|-------------|--------------|
| 36 | Davis | East Carolina | 1 | 1st Down/TD | TD |
| 16 | Davis | Georgia | 4 | 1st Down | TD |
| 15 | Wilds | Georgia | 4 | 1st Down | TD |
| 24 | Wilds | Georgia | 4 | 1st Down/TD | TD |

Passing Plays - 20 Yards or Longer

| Yds | Connection | Opponent | Qtr | Play Result | Drive |
|-----|--------------------|---------------|-----|-------------|-------|
| 69 | Thompson-Jones | Texas A&M | 1 | 1st Down/TD | TD |
| 46 | Thompson-Byrd | Texas A&M | 2 | 1st Down/TD | TD |
| 24 | Thompson-Wilds | Texas A&M | 2 | 1st Down | Punt |
| 26 | Thompson-P. Cooper | Texas A&M | 2 | 1st Down | Punt |
| 27 | Thompson-Adams | Texas A&M | 3 | 1st Down | TD |
| 27 | Thompson-P. Cooper | Texas A&M | 3 | 1st Down | TD |
| 29 | Thompson-Anderson | Texas A&M | 4 | 1st Down | Downs |
| 31 | Thompson-Roland | East Carolina | 2 | 1st Down | TD |
| 21 | Thompson-Jones | Georgia | 1 | 1st Down | TD |
| 20 | Thompson-Anderson | Georgia | 1 | 1st Down | TD |
| 24 | Thompson-Byrd | Georgia | 2 | 1st Down | TD |
| 20 | Thompson-Jones | Georgia | 2 | 1st Down | TD |
| 25 | Thompson-Jones | Georgia | 2 | 1st Down | FG |
| 21 | Thompson-Jones | Georgia | 3 | 1st Down | TD |

Kick Returns - 30 Yards or Longer

| Yds | Returner | Opponent | Qtr | Drive Result |
|-----|----------|---------------|-----|--------------|
| 38 | Carson | East Carolina | 1 | Punt |
| 42 | Carson | Georgia | 4 | TD |

Punt Returns - 20 Yards or Longer

| Yds | Returner | Opponent | Qtr | Drive Result |
|-----|----------|----------|-----|--------------|
|-----|----------|----------|-----|--------------|

INT/Fumble Returns - 20 Yards or Longer

| Yds | Returner | Opponent | Qtr | Play | Drive Result |
|-----|----------|----------|-----|------|--------------|
|-----|----------|----------|-----|------|--------------|

Special Teams/Defensive Scores

| Yds | Returner | Opponent | Qtr | Play |
|-----|----------|----------|-----|------|
|-----|----------|----------|-----|------|

2014 Game Highs

South Carolina Team Game Highs

| | | |
|------------------|------|---------------------------------|
| Rushes | 42 | vs Georgia (Sep 13, 2014) |
| Yards Rushing | 176 | vs Georgia (Sep 13, 2014) |
| Yards Per Rush | 4.6 | vs East Carolina (Sep 06, 2014) |
| TD Rushes | 2 | vs East Carolina (Sep 06, 2014) |
| | 2 | vs Georgia (Sep 13, 2014) |
| Pass attempts | 40 | vs Texas A&M (Aug 28, 2014) |
| Pass completions | 25 | vs East Carolina (Sep 06, 2014) |
| Yards Passing | 366 | vs Texas A&M (Aug 28, 2014) |
| Yards Per Pass | 9.1 | vs Texas A&M (Aug 28, 2014) |
| TD Passes | 4 | vs Texas A&M (Aug 28, 2014) |
| Total Plays | 76 | vs East Carolina (Sep 06, 2014) |
| Total Offense | 447 | vs Georgia (Sep 13, 2014) |
| Yards Per Play | 7.0 | vs Texas A&M (Aug 28, 2014) |
| Points | 38 | vs Georgia (Sep 13, 2014) |
| Sacks By | 2 | vs Georgia (Sep 13, 2014) |
| First Downs | 27 | vs Georgia (Sep 13, 2014) |
| Penalties | 7 | vs Georgia (Sep 13, 2014) |
| Penalty Yards | 69 | vs Georgia (Sep 13, 2014) |
| Turnovers | 2 | vs Georgia (Sep 13, 2014) |
| Interceptions By | 2 | vs East Carolina (Sep 06, 2014) |
| Punts | 4 | vs Texas A&M (Aug 28, 2014) |
| Punting Avg | 53.0 | vs East Carolina (Sep 06, 2014) |
| Long Punt | 53 | vs East Carolina (Sep 06, 2014) |
| Punts inside 20 | 1 | vs Texas A&M (Aug 28, 2014) |
| | 1 | vs East Carolina (Sep 06, 2014) |
| Long Punt Return | 5 | vs East Carolina (Sep 06, 2014) |

South Carolina Individual Game Highs

| | | |
|---------------------|------|---|
| Rushes | 18 | Mike Davis vs East Carolina (Sep 06, 2014) |
| Yards Rushing | 101 | Mike Davis vs East Carolina (Sep 06, 2014) |
| TD Rushes | 2 | Mike Davis vs East Carolina (Sep 06, 2014) |
| Long Rush | 36 | Mike Davis vs East Carolina (Sep 06, 2014) |
| Pass attempts | 40 | Dylan Thompson vs Texas A&M (Aug 28, 2014) |
| Pass completions | 25 | Dylan Thompson vs East Carolina (Sep 06, 2014) |
| Yards Passing | 366 | Dylan Thompson vs Texas A&M (Aug 28, 2014) |
| TD Passes | 4 | Dylan Thompson vs Texas A&M (Aug 28, 2014) |
| Long Pass | 69 | Dylan Thompson vs Texas A&M (Aug 28, 2014) |
| Receptions | 7 | Shaq Roland vs East Carolina (Sep 06, 2014) |
| Yards Receiving | 113 | Nick Jones vs Texas A&M (Aug 28, 2014) |
| TD Receptions | 2 | Nick Jones vs Texas A&M (Aug 28, 2014) |
| Long Reception | 69 | Nick Jones vs Texas A&M (Aug 28, 2014) |
| Field Goals | 4 | Elliott Fry vs East Carolina (Sep 06, 2014) |
| Long Field Goal | 42 | Elliott Fry vs East Carolina (Sep 06, 2014) |
| Punts | 4 | Tyler Hull vs Texas A&M (Aug 28, 2014) |
| Punting Avg | 53.0 | Tyler Hull vs East Carolina (Sep 06, 2014) |
| Long Punt | 53 | Tyler Hull vs East Carolina (Sep 06, 2014) |
| Punts inside 20 | 1 | Tyler Hull vs Texas A&M (Aug 28, 2014) |
| | 1 | Tyler Hull vs East Carolina (Sep 06, 2014) |
| Long Punt Return | 5 | Pharoh Cooper vs East Carolina (Sep 06, 2014) |
| Long Kickoff Return | 42 | Shon Carson vs Georgia (Sep 13, 2014) |
| Tackles | 10 | Skai Moore vs Georgia (Sep 13, 2014) |
| Sacks | 1.0 | Skai Moore vs Texas A&M (Aug 28, 2014) |
| | 1.0 | Darius English vs Georgia (Sep 13, 2014) |
| | 1.0 | Gerald Dixon vs Georgia (Sep 13, 2014) |
| Tackles For Loss | 1.0 | Skai Moore vs Texas A&M (Aug 28, 2014) |
| | 1.0 | Gerald Dixon vs Texas A&M (Aug 28, 2014) |
| | 1.0 | Kelsey Griffin vs Texas A&M (Aug 28, 2014) |
| | 1.0 | Rico McWilliams vs East Carolina (Sep 06, 2014) |
| | 1.0 | Phillip Dukes vs East Carolina (Sep 06, 2014) |
| | 1.0 | Darius English vs Georgia (Sep 13, 2014) |
| | 1.0 | Gerald Dixon vs Georgia (Sep 13, 2014) |
| | 1.0 | Mason Harris vs Georgia (Sep 13, 2014) |
| | 1.0 | Al Harris Jr. vs Georgia (Sep 13, 2014) |
| Interceptions | 1 | T.J. Gurley vs East Carolina (Sep 06, 2014) |
| | 1 | Sharrod Golightly vs East Carolina (Sep 06, 2014) |

Opponent Team Game Highs

| | | |
|------------------|------|---------------------------------|
| Rushes | 39 | vs Texas A&M (Aug 28, 2014) |
| Yards Rushing | 217 | vs Georgia (Sep 13, 2014) |
| Yards Per Rush | 6.3 | vs East Carolina (Sep 06, 2014) |
| TD Rushes | 4 | vs Texas A&M (Aug 28, 2014) |
| Pass attempts | 60 | vs Texas A&M (Aug 28, 2014) |
| Pass completions | 44 | vs Texas A&M (Aug 28, 2014) |
| Yards Passing | 511 | vs Texas A&M (Aug 28, 2014) |
| Yards Per Pass | 8.7 | vs Georgia (Sep 13, 2014) |
| TD Passes | 3 | vs Texas A&M (Aug 28, 2014) |
| Total Plays | 99 | vs Texas A&M (Aug 28, 2014) |
| Total Offense | 680 | vs Texas A&M (Aug 28, 2014) |
| Yards Per Play | 6.9 | vs Texas A&M (Aug 28, 2014) |
| Points | 52 | vs Texas A&M (Aug 28, 2014) |
| Sacks By | 3 | vs Texas A&M (Aug 28, 2014) |
| First Downs | 39 | vs Texas A&M (Aug 28, 2014) |
| Penalties | 8 | vs Texas A&M (Aug 28, 2014) |
| Penalty Yards | 95 | vs Texas A&M (Aug 28, 2014) |
| Turnovers | 2 | vs East Carolina (Sep 06, 2014) |
| Interceptions By | 1 | vs Texas A&M (Aug 28, 2014) |
| | 1 | vs East Carolina (Sep 06, 2014) |
| | 1 | vs Georgia (Sep 13, 2014) |
| Punts | 2 | vs Texas A&M (Aug 28, 2014) |
| | 2 | vs Georgia (Sep 13, 2014) |
| Punting Avg | 52.0 | vs East Carolina (Sep 06, 2014) |
| Long Punt | 52 | vs Texas A&M (Aug 28, 2014) |
| | 52 | vs East Carolina (Sep 06, 2014) |
| Punts inside 20 | 1 | vs Georgia (Sep 13, 2014) |
| Long Punt Return | 7 | vs Texas A&M (Aug 28, 2014) |

Opponent Individual Game Highs

| | | |
|---------------------|------|--|
| Rushes | 20 | Todd Gurley, vs Georgia (Sep 13, 2014) |
| Yards Rushing | 131 | Todd Gurley, vs Georgia (Sep 13, 2014) |
| TD Rushes | 3 | Tra Carson, vs Texas A&M (Aug 28, 2014) |
| Long Rush | 44 | Breon Allen, vs East Carolina (Sep 06, 2014) |
| Pass attempts | 60 | Kenny Hill, vs Texas A&M (Aug 28, 2014) |
| Pass completions | 44 | Kenny Hill, vs Texas A&M (Aug 28, 2014) |
| Yards Passing | 511 | Kenny Hill, vs Texas A&M (Aug 28, 2014) |
| TD Passes | 3 | Kenny Hill, vs Texas A&M (Aug 28, 2014) |
| Long Pass | 36 | Hutson Mason, vs Georgia (Sep 13, 2014) |
| Receptions | 14 | Malcome Kennedy, vs Texas A&M (Aug 28, 2014) |
| Yards Receiving | 137 | Malcome Kennedy, vs Texas A&M (Aug 28, 2014) |
| TD Receptions | 1 | Edward Pope, vs Texas A&M (Aug 28, 2014) |
| | 1 | Ricky Seals-Jones, vs Texas A&M (Aug 28, 2014) |
| | 1 | Josh Reynolds, vs Texas A&M (Aug 28, 2014) |
| | 1 | Cam Worthy, vs East Carolina (Sep 06, 2014) |
| | 1 | Sony Michel, vs Georgia (Sep 13, 2014) |
| | 1 | Jay Rome, vs Georgia (Sep 13, 2014) |
| Long Reception | 36 | Isaiah McKenzie, vs Georgia (Sep 13, 2014) |
| Field Goals | 3 | Warren Harvey, vs East Carolina (Sep 06, 2014) |
| Long Field Goal | 40 | Warren Harvey, vs East Carolina (Sep 06, 2014) |
| Punts | 2 | Drew Kaser, vs Texas A&M (Aug 28, 2014) |
| | 2 | Collin Barber, vs Georgia (Sep 13, 2014) |
| Punting Avg | 52.0 | Worth Gregory, vs East Carolina (Sep 06, 2014) |
| Long Punt | 52 | Drew Kaser, vs Texas A&M (Aug 28, 2014) |
| | 52 | Worth Gregory, vs East Carolina (Sep 06, 2014) |
| Punts inside 20 | 1 | Collin Barber, vs Georgia (Sep 13, 2014) |
| Long Punt Return | 7 | Speedy Noil, vs Texas A&M (Aug 28, 2014) |
| Long Kickoff Return | 32 | Trey Williams, vs Texas A&M (Aug 28, 2014) |
| Tackles | 13 | Zeek Bigger, vs East Carolina (Sep 06, 2014) |
| | 13 | Ramik Wilson, vs Georgia (Sep 13, 2014) |
| Sacks | 1.0 | A.J. Hilliard, vs Texas A&M (Aug 28, 2014) |
| | 1.0 | Donnie Baggs, vs Texas A&M (Aug 28, 2014) |
| | 1.0 | Myles Garrett, vs Texas A&M (Aug 28, 2014) |
| | 1.0 | Amarlo Herrera, vs Georgia (Sep 13, 2014) |
| Tackles For Loss | 2.5 | Ramik Wilson, vs Georgia (Sep 13, 2014) |
| Interceptions | 1 | Armani Watts, vs Texas A&M (Aug 28, 2014) |
| | 1 | Josh Hawkins, vs East Carolina (Sep 06, 2014) |

The Last Time It Happened

The Last Time South Carolina...

SHUT OUT AN OPPONENT:
34-0, vs. NC State (8/28/08)

WAS SHUT OUT:
18-0, vs. Georgia (9/9/06)

SCORED ON A SAFETY:
at Georgia (9/12/09)

ALLOWED A SAFETY:
at Mississippi State (10/15/11)

FORCED 4+ TURNOVERS:
4, vs. Wisconsin (1/1/14)

FORCED 5+ TURNOVERS:
6, vs. Clemson (11/30/13)

FORCED 6+ TURNOVERS:
6, vs. Clemson (11/30/13)

RETURNED A KICKOFF FOR A TD:
Matthew Thomas, 95 yards vs. Virginia (9/7/02)

ALLOWED KICK RET. FOR A TD:
Kenzel Doe, vs. Wisconsin, 91 yards (1/1/14)

RETURNED A PUNT FOR A TD:
Ace Sanders, 63 yards vs. Michigan (1/1/13)

ALLOWED A PUNT RET. FOR A TD:
Lito Sheppard, Florida, 57 yards (11/11/00)

RETURNED AN INT FOR A TD:
D.J. Swearinger, 69 yards vs. Arkansas (11/10/12)

ALLOWED AN INT FOR A TD:
T'Sharvan Bell, 10 yards vs. Auburn (12/4/10)

RETURNED A FUMBLE FOR A TD:
D.J. Swearinger, 65 yards vs. UAB (9/15/12)

ALLOWED A FUMBLE RETURN FOR A TD:
Jason LeDoux, LSU, 15 yards (10/18/03)

HAD A DEFENSIVE PLAYER SCORE TWO TOUCHDOWNS IN A GAME:
Melvin Ingram at Georgia, 68-yard fake punt & 5-yard fumble recovery (9/10/11)

RAN A FAKE PUNT FOR A TD:
Melvin Ingram, 68 yards at Georgia (9/10/11)

HAD A PLAYER PASS FOR 300+ YDS:
366, Dylan Thompson, vs. Texas A&M (8/28/14)

HAD A PLAYER PASS FOR 350+ YDS:
366, Dylan Thompson, vs. Texas A&M (8/28/14)

HAD A PLAYER PASS FOR 400+ YDS:
473, Steve Taneyhill vs. Miss State (10/14/95)

HAD A PLAYER PASS FOR 450+ YDS:
473, Steve Taneyhill vs. Mississippi State (10/14/95)

HAD A PLAYER COMP. 30+ PASSES:
31, Stephen Garcia at Vanderbilt (10/23/10)

HAD A PLAYER ATT. 40+ PASSES:
40, Dylan Thompson, vs. Texas A&M (8/28/14)

HAD A PLAYER ATT. 50+ PASSES:
50, Stephen Garcia at Tenn. (10/31/09)

HAD A PLAYER RUSH FOR 150+ YDS:
167, Mike Davis at UCF (9/28/13)

HAD A PLAYER RUSH FOR 200+ YDS:
246, M. Lattimore vs. Navy (9/17/11)

HAD A PLAYER RUSH FOR 250+ YDS:
278, Brandon Bennett vs. East Tennessee State (10/5/91)

HAD TWO PLAYERS RUSH FOR 100+ YARDS:
Cory Boyd (132) and Mike Davis (102) vs. South Carolina State (9/15/07)

HAD A PLAYER WITH 150+ YARDS RECEIVING:
158, Alshon Jeffery at Vanderbilt (10/23/10)

HAD A PLAYER WITH 200+ YARDS RECEIVING:
210, Troy Williamson vs. USF (9/18/04)

HAD TWO PLAYERS WITH 100 YARDS RECEIVING:
Bruce Ellington (140) and Shaq Roland (112), vs. Wisconsin (1/1/14)

HAD TWO PLAYERS WITH 10+ RECEPTIONS:
Bruce Ellington (10) and Mike Davis (10), at Missouri (10/26/13)

HAD A PLAYER WITH 500+ YARDS TOTAL OFFENSE:
512, Steve Taneyhill vs. Mississippi State (10/14/95)

HAD A PLAYER SCORE 4+ TDs:
5, Sidney Rice vs. Florida Atlantic (9/23/06)

HAD A PLAYER PASS FOR 4 TDs:
4, Dylan Thompson, vs. Texas A&M (8/28/14)

HAD A PLAYER PASS FOR 5 TDs:
5, Syvelle Newton vs. FAU (9/23/06)

HAD A PLAYER RUSH FOR 3 TDs:
3, Mike Davis at UCF (9/28/13)

HAD A PLAYER CATCH 3+ TDs:
3, Alshon Jeffery vs. Kentucky (10/10/09)

HAD A PLAYER CATCH 4+ TDs:
5, Sidney Rice vs. Fla. Atlantic (9/23/06)

HAD A PLAYER CATCH 5+ TDs:
5, Sidney Rice vs. Fla. Atlantic (9/23/06)

HAD A PLAYER ACCOUNT FOR 4+ TDs:
4, D. Thompson, vs. A&M (8/28/14)

HAD A PLAYER KICK 4 FGs:
4, Elliott Fry vs. East Carolina (9/6/14)

HAD A PLAYER KICK 5+ FGs:
5, Spencer Lanning at Georgia (9/12/09)

HAD A PLAYER WITH 2 INTs:
2, Skai Moore vs. Wisconsin (1/1/14)

HAD A PLAYER WITH 3 INTs:
3, Patrick Hinton vs. NC State (10/29/88)

BLOCKED A FIELD GOAL ATT.:
Gerald Dixon Jr. vs. East Carolina (9/6/14)

RETURNED A BLOCKED FIELD GOAL ATTEMPT FOR A TD:
Captain Munnerlyn at Kentucky, 81 yards, (10/11/08)

BLOCKED A PAT:
Byron Jerideau at Florida (10/20/12)

RETURNED A BLOCKED EXTRA POINT FOR 2-POINTS:
Victor Hampton at Florida (10/20/12)

BLOCKED A PUNT:
Devin Taylor at NC State (9/3/09)

BLOCKED A PUNT FOR A TD:
Derek Watson vs Florida, 2 yds, (11/11/00)

HAD A PUNT BLOCKED:
at Kentucky (9/29/12)

HAD A FIELD GOAL BLOCKED:
vs. Michigan (1/1/13)

HAD A PAT BLOCKED:
vs. Kentucky (10/8/11)

ALLOWED BLOCKED PAT TO BE RETURNED FOR 2 POINTS:
Demetrice Webb, Florida (11/12/05)

MISSED A PAT:
at Georgia (9/7/13)

MADE A 2-PT CONVERSION:
Shaw pass to Jones vs. Kentucky (10/5/13)

ATTEMPTED A 2-PT CONVERSION:
vs. Wisconsin (1/1/14)

RECOVERED OWN ONSIDE KICK:
at Arkansas (11/3/07)

HAD LESS THAN 50 YDS RUSHING:
36, at Florida (10/20/12)

HAD 300+ YARDS RUSHING:
352, vs. Coastal Carolina (11/23/13)

HAD 600+ TOTAL NET YARDS:
639, vs. Coastal Carolina (11/23/13)

HAD A 50+ YARD RUN:
52, Jamari Smith vs. Coastal Carolina (11/23/13)

HAD A 50+ YARD RECEPTION:
69, Dylan Thompson to Nick Jones, vs. Texas A&M, (8/28/14)

Last Time an Opponent Had...

TEAM...
LESS THAN 50 YARDS RUSHING:
27, vs UAB (9/15/12)
200+ YARDS RUSHING:
217, vs Georgia (9/13/14)
LESS THAN 100 YARDS PASSING:
30, at Arkansas (10/12/13)
400+ YARDS PASSING:
511, vs. Texas A&M (8/28/14)
LESS THAN 200 TOTAL NET YARDS:
183, at Florida (10/20/12)
500+ TOTAL NET YARDS:
680, vs. Texas A&M (8/28/14)
600+ TOTAL NET YARDS:
680, vs. Texas A&M (8/28/14)
INDIVIDUAL...
350+ YARDS PASSING:
511, Kenny Hill, Texas A&M (8/28/14)
400+ YARDS PASSING:
511, Kenny Hill, Texas A&M (8/28/14)
150+ YARDS RUSHING:
176, Cam Newton, Auburn (9/25/10)
200+ YARDS RUSHING:
246, M. Ingram, at Alabama (10/17/09)
250+ YARDS RUSHING:
321, D. McFadden, Arkansas (11/3/07)
300+ YARDS RUSHING:
321, D. McFadden, Arkansas (11/3/07)
200+ YARDS RECEIVING:
217, Darwin Adams, Auburn (12/4/10)
50+ YARD RUN:
50, Keon Hatcher, Arkansas (10/12/13)
50+ YARD RECEPTION:
57, Tajh Boyd to Sammy Watkins, Clemson (11/30/13)
MADE 4+ FIELD GOALS:
4, D. Hopkins, Florida State (12/31/10)
RUSHED FOR 4+ TOUCHDOWNS:
4, Chad Jasmin, Clemson (11/21/03)
PASSED FOR 4+ TOUCHDOWNS:
4, Aaron Murray, Georgia (9/7/13)

TWO PLAYERS WITH...
100+ YARDS RUSHING:
vs. Wisconsin, Melvin Gordon (143) & James White (107) (1/1/14)

100+ YARDS RECEIVING:
UCF, Mike Walker (105) & Brandon Marshall (102), (9/1/05)

2014 Game Recaps

Game 1

#21/20 Texas A&M 52, #9/9 South Carolina 28

August 28, 2014

Williams-Brice Stadium

Columbia, S.C.

82,847



COLUMBIA, S.C.— No. 9 South Carolina saw its 18-game home winning streak end tonight to No. 21 Texas A&M, 52-28 at Williams-Brice Stadium in the first-ever meeting between the two teams. Aggie sophomore quarterback Kenny Hill passed for a school record 511 yards and three touchdowns. Senior quarterback Dylan Thompson threw for 366 yards and four touchdowns and senior wide receiver Nick Jones had a career-high 113 yards receiving and two touchdowns.

On a third-and-five on the opening drive, Hill stepped up in the pocket to create time and found an open Ricky Seals-Jones over the middle where he weaved his way down to the 1-yard line for a 21-yard gain. Tra Carson punched it in to give Texas A&M an early 7-0 lead just over three minutes into the game. Senior kicker Josh Lambo made it 10-0 with 5:02 left in the first quarter after converting a 33-yard field goal.

South Carolina responded quickly though on the next drive, despite staring down a three-and-out. On his own 31-yard line, Thompson took a shot down the field and found Jones streaking down the field, getting behind the defense to make a grab at the Aggie 30-yard line before heading into the end zone for a 69-yard touchdown. The drive, which took just over a minute, brought the Gamecocks within three at 10-7 with just over three minutes remaining in the opening quarter.

After getting the ball back, South Carolina was unable to sustain the momentum and was forced to punt. During the next 2:22 minutes, Hill methodically moved the ball down the field before connecting with Seals-Jones over the middle for a three-yard score to give the Aggies a 17-7 lead.

Needing a quick response, the Gamecocks found it in senior wide receiver Damiere Byrd. Moving the ball to the Aggie 46-yard line on five plays, Thompson then connected with Byrd after the wideout slipped past his defender and found a 10-yard cushion for an easy 46-yard score to bring the Gamecocks within three at 17-14.


With just over seven minutes remaining in the half, Hill and the Aggies marched down the field with an eight-play, 75-yard drive that resulted in Hill finding Edward Pope in the back of the end zone to make it 24-14.

After Carolina was forced to punt the ball back to Texas A&M with 3:35 left in the half, the Aggies strung together an 11-play, 80-yard drive on the ensuing possession that ended a on Carson's second touchdown as Hill optioned left to the tailback on third-and-goal from 2-yard line. The score gave the Aggies a 31-14 lead heading into intermission.

Early in the third quarter, Hill found Josh Reynolds in the corner of the end zone to make it 38-14. Thompson then engineered an eight-play drive, amassing 81 yards that was capped off by a five-yard touchdown pass to Cooper over the middle to make it 38-21. On the ensuing kickoff, South Carolina went for the onside kick, but it was recovered by the Aggies at the 42-yard line. Eight plays later, Carson scored his third touchdown of the game from two yards out as the Aggies extended the lead to 45-21.

A pair of 27-yard passes to Jerrell Adams and Cooper marched the Gamecocks back into the red zone on the following drive. Thompson was able to find Jones drifting out to the right side of the end zone where the wide receiver hauled in his second touchdown of the game to bring Carolina back within 17 points at 45-28. It was his second multi-touchdown game of his career.

After holding the Aggies to their second punt of the quarter, Carolina had a chance to cut into the deficit late in the third quarter, but a deep ball from Thompson was intercepted by Watts at the Texas A&M 17-yard line. Ten plays and 83 yards later, Trey Williams made it 52-28 with a two-yard touchdown run with 12:09 remaining the game.



| Texas A&M | 10 | 21 | 14 | 7 | 52 |
|----------------|----|----|----|---|----|
| South Carolina | 7 | 7 | 14 | 0 | 28 |

Scoring Summary

| | | | | |
|-----|-------|-----|--|-------|
| 1st | 11:47 | A&M | Carson 1-yard run (Lambo kick) (9-67-3:33) | 0-7 |
| 1st | 5:02 | A&M | Lambo 33-yard field goal (12-75-4:40) | 0-10 |
| 1st | 3:44 | SC | Jones 69-yard pass from Thompson (Fry kick) (3-75-1:18) | 7-10 |
| 2nd | 11:56 | A&M | Seals-Jones 3-yard pass from Hill (Lambo kick) (9-85-2:22) | 7-17 |
| 2nd | 9:47 | SC | Byrd 46-yard pass from Thompson (Fry kick) (6-73-2:09) | 14-17 |
| 2nd | 7:07 | A&M | Pope 14-yard pass from Hill (Lambo kick) (8-75-2:40) | 14-24 |
| 2nd | 1:16 | A&M | Carson 2-yard run (Lambo kick) (11-80-2:19) | 14-31 |
| 3rd | 11:08 | A&M | Reynolds 5-yard pass from Hill (Lambo kick) (8-66-3:15) | 14-38 |
| 3rd | 7:33 | SC | P. Cooper 5-yard pass from Thompson (Fry kick) (8-81-3:35) | 21-38 |
| 3rd | 5:06 | A&M | Carson 2-yard run (Lambo kick) (8-42-2:27) | 21-45 |
| 3rd | 2:38 | SC | Jones 10-yard pass from Thompson (Fry kick) (6-75-2:28) | 28-45 |
| 4th | 12:09 | A&M | T. Williams 2-yard run (Lambo kick) (10-83-2:54) | 28-52 |

| Team Statistics | A&M | SC |
|----------------------------|---------|---------|
| First Downs | 39 | 23 |
| Rushing | 10 | 5 |
| Passing | 28 | 14 |
| Penalty | 1 | 4 |
| Net Yards Rushing | 169 | 67 |
| Rushing Attempts | 39 | 22 |
| Net Yards Passing | 511 | 366 |
| Cmp.-Att.-Int. | 44-60-0 | 20-40-1 |
| Total Offense Yards | 680 | 433 |
| Total Offense Plays | 99 | 62 |
| Fumbles: No.-Lost | 0-0 | 0-0 |
| Penalties: No.-Yards | 8-95 | 4-21 |
| Punts-Yards | 2-96 | 4-176 |
| Avg. Yards Per Punt | 48.0 | 44.0 |
| Punt Returns: No.-Yards | 2-7 | 0-0 |
| Kickoff Returns: No.-Yards | 1-32 | 3-55 |
| Interceptions: No.-Yards | 1-0 | 0-0 |
| Possession Time | 37:38 | 22:22 |
| Third Down Conversions | 12-17 | 2-9 |
| Fourth Down Conversions | 2-2 | 0-1 |
| Red Zone Scores-Chances | 8-9 | 2-2 |
| Sacks By: No.-Yards | 3-15 | 1-9 |
| PAT Kicks | 7-7 | 4-4 |
| Field Goals | 1-1 | 0-1 |

Individual Statistics

RUSHING: A&M: T. Williams 13-78; B. Williams 11-57; Carson 7-30; Hill 7-5; Team 1-(-1). **SC:** Wilds 9-45; Davis 6-15; Byrd 1-14; Carsn 1-2; Thompson 4-(-9).

PASSING: A&M: Hill 44-60-0-511. **SC:** Thompson 20-40-1-366.

RECEIVING: A&M: Kennedy 14-137; Reynolds 6-76; Seals-Jones 5-67; Noll 5-55; Pope 4-75; Niederhofer 3-18; Holmes 2-32; Carson 1-16; B. Williams 1-13; Clear 1-12; Iheanacho 1-10; T. Williams 1-0. **SC:** Jones 5-113; P. Cooper 3-58; Anderson 3-52; Adams 2-40; Wilds 2-32; Byrd 1-46; Brent 1-13; Carson 1-9; Roland 1-2; Davis 1-1.

PUNT RETURNS: A&M: Noll 2-7. **SC:** None.

KICKOFF RETURNS: A&M: T. Williams 1-32. **SC:** Carson 2-32; Rhodes 1-23.

INTERCEPTION RETURNS: A&M: Watts 1-0. **SC:** None.

2014 Game Recaps

Game 2

#21/21 South Carolina 33, East Carolina 23

September 6, 2014

Williams-Brice Stadium
Columbia, S.C.
80,899



COLUMBIA, S.C.— No. 21 South Carolina defeated East Carolina, 33-23, tonight at Williams-Brice Stadium, giving Head Coach Steve Spurrier his 200th win as a coach in the Southeastern Conference. Junior running back Mike Davis led the way with his eighth-career 100-yard rushing game, as he totaled 101 yards and a pair of touchdowns.

After forcing the Gamecocks to punt on the opening possession of the game, a 53-yard punt from Tyler Hull was down at the Pirates' 3-yard line. East Carolina strung together an 11-play drive to move into the red zone, but from there, the drive stalled. The Gamecock defense clamped down and forced the Pirates to convert on a 26-yard field goal by Warren Harvey.

On the following drive, redshirt senior quarterback Dylan Thompson was intercepted by Josh Hawkins, giving ECU the ball at the South Carolina 43-yard line. The Pirates were unable to muster much and Harvey connected on a 35-yard field goal to give the visitors a 6-0 lead with 6:35 on the clock.

Trailing 6-0, the Gamecocks mounted a 10-play drive with Thompson going four-of-five and Davis rushing four times for 48 yards. The tailback capped off the drive by bursting through an open hole on the right side of the line and taking it 36 yards into the end zone to give Carolina a 7-6 lead with 1:56 remaining in the opening quarter.

The Pirates responded though as quarterback Shane Carden went five-of-six for 67 yards on the next drive. Chris Hairston finished the drive with a 10-yard touchdown run to give ECU a 13-7 lead early in the second quarter. Eleven plays later, South Carolina cut the deficit to three with a 39-yard field from sophomore Elliott Fry with 9:55 left in the half.

A three-and-out for the Pirates gave the Gamecock offense a spark and Thompson went four-of-four on the drive connecting on a 31-yard pass down the middle to junior wide receiver Shaq Roland and a 19-yard completion to Davis that got the Gamecocks down to the 3-yard line. The tailback then pounded his way into the end zone on the next play for his second touchdown of the half to give South Carolina a 17-13 lead with under five minutes remaining in the half.

ECU's Breon Allen countered on the next possession with a 42-yard run down to the Gamecock 19-yard line. South Carolina's defense then forced a pair of incomplete passes and a rush for no gain, before junior defensive tackle Gerald Dixon Jr. blocked a 42-yard field goal attempt, the Gamecocks' first blocked field goal since 2011. With just over a minute left before the end of the half, Fry connected on his second field goal, a 42-yarder to take a 20-13 lead.


Aided by a roughing the passer penalty and a 20-yard completion to Cam Worthy, the Pirates set up Harvey for a 40-yard field goal, his third conversion of the half with four seconds remaining, and the Gamecocks held a 20-16 lead at the break.

East Carolina opened the second half driving into Gamecock territory, but on a third-and-five, junior defensive end Cedrick Cooper put pressure on Carden, forcing the Pirate quarterback into a tough throw which spur Sharrod Golightly intercepted just before stepping across the sideline. It was the senior's first career interception.

Thompson completed six-straight passes on the ensuing drive before finding wide receiver K.J. Brent open in the left corner of the end zone for the junior's first-career touchdown reception to push the Gamecocks lead to 27-16 with 8:36 left in the third.

T.J. Gurley intercepted Carden on the Pirates next possession allowing the Gamecocks to use up 5:40 off the clock before Fry converted on a 26-yard field goal to put South Carolina up 30-16 heading into the final stanza. With the Gamecocks seizing control, Carden engineered an 11-play drive, capping it off with a 17-yard touchdown pass across the middle to Worthy to cut the Pirates deficit to 30-23 early in the fourth.

South Carolina put the game away with an 18-play, 86-yard drive, lasting 10:33, the second-longest drive during the Spurrier era, that culminated in a 20-yard field goal conversion by Fry, tying his career-high with four in a game.



| East Carolina | 6 | 10 | 0 | 7 | 23 |
|----------------|---|----|----|---|----|
| South Carolina | 7 | 13 | 10 | 3 | 33 |

Scoring Summary

| | | | | |
|-----|-------|-----|--|-------|
| 1st | 9:20 | ECU | Harvey 26-yard field goal (11-89-3:10) | 0-3 |
| 1st | 6:35 | ECU | Harvey 35-yard field goal (7-25-2:28) | 0-6 |
| 1st | 1:56 | SC | Davis 36-yard run (Fry kick) (10-82-4:39) | 7-6 |
| 2nd | 13:35 | ECU | Hairston 10-yard run (Harvey kick) (9-81-3:21) | 7-13 |
| 2nd | 9:55 | SC | Fry 39-yard field goal (11-54-3:40) | 10-13 |
| 2nd | 4:49 | SC | Davis 3-yard run (Fry kick) (8-76-3:35) | 17-13 |
| 2nd | 1:02 | SC | Fry 42-yard field goal (6-22-1:20) | 20-13 |
| 2nd | 0:04 | ECU | Harvey 40-yard field goal (5-53-0:58) | 20-16 |
| 3rd | 8:36 | SC | Brent 16-yard pass from Thompson (Fry kick) (9-69-4:01) | 27-16 |
| 3rd | 0:43 | SC | Fry 26-yard field goal (13-46-5:40) | 30-16 |
| 4th | 12:03 | ECU | Worthy 17-yard pass from Carden (Harvey kick) (11-75-3:40) | 30-23 |
| 4th | 1:30 | SC | Fry 20-yard field goal (18-86-10:33) | 33-23 |

Team Statistics

| | ECU | SC |
|----------------------------|---------|---------|
| First Downs | 27 | 26 |
| Rushing | 4 | 10 |
| Passing | 20 | 15 |
| Penalty | 3 | 1 |
| Net Yards Rushing | 132 | 175 |
| Rushing Attempts | 21 | 38 |
| Net Yards Passing | 321 | 266 |
| Cmp.-Att.-Int. | 32-46-2 | 25-38-1 |
| Total Offense Yards | 453 | 441 |
| Total Offense Plays | 67 | 76 |
| Fumbles: No.-Lost | 0-0 | 0-0 |
| Penalties: No.-Yards | 4-40 | 5-60 |
| Punts-Yards | 1-52 | 1-53 |
| Avg. Yards Per Punt | 52.0 | 53.0 |
| Punt Returns: No.-Yards | 0-0 | 1-5 |
| Kickoff Returns: No.-Yards | 3-63 | 6-124 |
| Interceptions: No.-Yards | 1-0 | 2-7 |
| Possession Time | 23:41 | 36:19 |
| Third Down Conversions | 6-12 | 7-13 |
| Fourth Down Conversions | 1-1 | 1-1 |
| Red Zone Scores-Chances | 4-4 | 4-4 |
| Sacks By: No.-Yards | 0-0 | 0-0 |
| PAT Kicks | 2-2 | 3-3 |
| Field Goals | 3-4 | 4-4 |

Individual Statistics

RUSHING: ECU: Allen 4-58; Hairston 6-35; Carden 7-21; Grayson 2-14; Hunter 1-4; Scott 1-0. **SC:** Davis 18-101; Wilds 14-49; Thomson 3-19; P. Cooper 2-6; D. Williams 1-0.

PASSING: ECU: Carden 32-46-2-321. **SC:** Thompson 25-38-1-266.

RECEIVING: ECU: Hardy 11-133; Jones 8-46; Allen 5-38; Worthy 3-46; Brown 2-27; Williams 1-17; Grayson 1-14; Hairston 1-0. **SC:** Roland 7-94; P. Cooper 5-45; Jones 5-44; Davis 3-28; Brent 2-26; Adams 1-14; Wilds 1-9; D. Williams 1-6.

PUNT RETURNS: ECU: None. **SC:** P. Cooper 1-5.

KICKOFF RETURNS: ECU: Allen 2-45; Brown 1-18. **SC:** Carson 6-124.

INTERCEPTION RETURNS: ECU: Hawkins 1-0. **SC:** Gurley 1-7; Golightly 1-0.

2014 Game Recaps

Game 3

#24/23 South Carolina 38, #6/6 Georgia 35

September 13, 2014
Williams-Brice Stadium
Columbia, S.C.
84,232



COLUMBIA, S.C.— After inclement weather caused an hour and 26-minute delay to the start of the game, lightning struck as No. 24 South Carolina took down No. 6 Georgia, 38-35. After Georgia kicker Marshall Morgan missed his second field goal of the night with 4:24 left, the Gamecocks were able to run out the clock as Dylan Thompson narrowly converted on a fourth-and-inches at midfield to secure the win.

The Gamecocks took the first possession of the game 75 yards to paydirt, climaxed by a Thompson to Shaq Roland 10-yard score. It only took Georgia two plays to respond though as quarterback Hutson Mason connected with Isaiah McKenzie for a 36-yard pass down the right side. On the ensuing play, Mason dumped off a short pass to Sony Michel for a 33-yard touchdown to tie the game at 7.

A Carolina fumble led to a 36-yard field goal from Morgan to give the Bulldogs a 10-7 advantage.

The Gamecocks drove the field again on their next possession. Thompson found Pharoah Cooper on the left side where the receiver put a quick left-to-right move on his defender before racing into the end zone for an eight-yard score to put the Gamecocks up 14-10.

Morgan was able to pull the Bulldogs within one at 14-13 with a 26-yard field goal, but Thompson continued to find open receivers as he marched the Gamecocks down the field, finding Damiere Byrd for a 24-yard completion and Jones for a 20-yard pass, before connecting in the back of the end zone with Anderson for an 18-yard touchdown to give Carolina a 21-13 lead with 5:34 remaining in the first half.

With just over two minutes left, Cooper and Byrd rushed for back-to-back first downs as the Gamecocks tried to put together a scoring drive before the end of the half. Jones came up with a big 25-yard reception along the sideline before taking a big hit to put Carolina at the 22-yard line. An eight-yard run from Davis set up Elliott Fry for a 32-yard field goal to give the Gamecocks a 24-13 lead heading into the half.


Georgia struck on its opening drive in the third quarter as Gurley got loose for a 40-yard run to get to the South Carolina 25-yard line. The Georgia tailback eventually punched in a two-yard touchdown run, bringing the Bulldogs' deficit to 24-20. South Carolina continued to have its way with Georgia's defense on the following drive as Thompson went two-for-two and Davis and Wilds combined for 43 yards on the ground. Thompson capped off the drive with a one-yard touchdown rush to push the lead back to 11.

With 2:13 remaining in the third quarter, a personal foul on a Carolina punt put Georgia in good field position. Six plays later, Mason found Jay Rome in the end zone. The two-point conversion cut the deficit to three.

On the ensuing kickoff, junior tailback Shon Carson found space on the left side and picked up a career-long return of 42 yards to put Carolina on the Georgia 42-yard line. Davis picked up 19 on the first two plays of the drive before Wilds finished off the drive by breaking runs of 15 and 24 yards to extend the Gamecocks' lead to 10 at 38-28 with 13:01 to play. Nearly six minutes later, Georgia responded with a one-yard touchdown run from Quayvon Hicks on an 11-play drive.

Four plays into the Gamecocks' following drive, Thompson was intercepted across the middle by Georgia's Damian Swann. With the ball on the Carolina three-yard line, Mason was called for intentional grounding as sophomore defensive end Gerald Dixon came at him unblocked. The Gamecock defense held Georgia to a 28-yard field goal attempt, but the Georgia kicker missed his second attempt of the night.

South Carolina was able to run out the final 4:24 of the game to hold on for the three-point win in front of the fifth-largest crowd in stadium history at 84,232.



| Georgia | 10 | 3 | 7 | 15 | 35 |
|----------------|----|----|---|----|----|
| South Carolina | 14 | 10 | 7 | 7 | 38 |

Scoring Summary

| | | | | |
|-----|-------|-----|---|-------|
| 1st | 10:33 | SC | Roland 10-yard pass from Thompson (Fry kick) (9-75-4:27) | 7-0 |
| 1st | 10:02 | UGA | Michel 33-yard pass from Mason (Morgan kick) (2-69-0:31) | 7-7 |
| 1st | 7:25 | UGA | Morgan 36-yard field goal (4-7-1:22) | 7-10 |
| 1st | 2:20 | SC | P. Cooper 8-yard pass from Thompson (Fry kick) (11-75-5:05) | 14-10 |
| 2nd | 8:56 | UGA | Morgan 26-yard field goal (10-50-4:53) | 14-13 |
| 2nd | 5:34 | SC | Anderson 18-yard pass from Thompson (Fry kick) (10-75-3:22) | 21-13 |
| 2nd | 0:00 | SC | Fry 32-yard field goal (9-59-2:16) | 24-13 |
| 3rd | 9:23 | UGA | Gurley 2-yard run (Morgan kick) (11-85-5:37) | 24-20 |
| 3rd | 5:07 | SC | Thompson 1-yard run (Fry kick) (9-75-4:16) | 31-20 |
| 4th | 14:55 | UGA | Rome 5-yard pass from Mason (Bennett pass from Mason) (6-39-2:18) | 31-28 |
| 4th | 13:01 | SC | Wilds 24-yard run (Fry kick) (4-58-1:54) | 38-28 |
| 4th | 7:10 | UGA | Hicks 1-yard run (Morgan kick) (11-75-5:51) | 38-35 |

Team Statistics

| | UGA | SC |
|----------------------------|---------|---------|
| First Downs | 18 | 27 |
| Rushing | 9 | 13 |
| Passing | 8 | 3 |
| Penalty | 1 | 1 |
| Net Yards Rushing | 217 | 176 |
| Rushing Attempts | 38 | 42 |
| Net Yards Passing | 191 | 271 |
| Cmp.-Att.-Int. | 16-22-0 | 21-30-1 |
| Total Offense Yards | 408 | 447 |
| Total Offense Plays | 60 | 72 |
| Fumbles: No.-Lost | 2-0 | 1-1 |
| Penalties: No.-Yards | 7-44 | 7-69 |
| Punts-Yards | 2-81 | 2-80 |
| Avg. Yards Per Punt | 40.5 | 40.0 |
| Punt Returns: No.-Yards | 0-0 | 1-0 |
| Kickoff Returns: No.-Yards | 2-21 | 3-86 |
| Interceptions: No.-Yards | 1-18 | 0-0 |
| Possession Time | 28:33 | 31:27 |
| Third Down Conversions | 5-12 | 2-9 |
| Fourth Down Conversions | 1-1 | 1-1 |
| Red Zone Scores-Chances | 5-6 | 5-5 |
| Sacks By: No.-Yards | 1-13 | 2-13 |
| PAT Kicks | 3-3 | 5-5 |
| Field Goals | 2-4 | 1-1 |

Individual Statistics

RUSHING: UGA: Gurley 20-131; Chubb 4-34; Hicks 3-30; Michel 4-18; McKenzie 1-8; Marshall 1-2; Team 1-(-1); Mason 4-(-5). **SC:** Wilds 14-93; Davis 17-66; Byrd 1-14; P. Cooper 3-9; Thompson 4-(-1); Team 3-(-5).

PASSING: UGA: Mason 16-22-0-191. **SC:** Thompson 21-30-1-271.

RECEIVING: UGA: Conley 4-49; Gurley 4-4; Bennett 2-22; McKenzie 1-36; Michel 1-33; Blazevich 1-18; Davis 1-16; Towns 1-8; Rome 1-5. **SC:** Anderson 5-67; Jones 4-87; Roland 4-47; P. Cooper 3-27; Davis 2-16; Byrd 1-24; Wilds 1-3; McLaurin 1-0.

PUNT RETURNS: UGA: None. **SC:** P. Cooper 1-0.

KICKOFF RETURNS: UGA: Douglas 2-21. **SC:** Carson 3-86.

INTERCEPTION RETURNS: UGA: Swann 1-18. **SC:** None.