



WAKE FOREST

DEMON DEACON FOOTBALL

Deacons // Commodores
Nov. 30, 2013, 12:21 p.m.
Vanderbilt Stadium
Nashville, Tenn.

WAKE FOREST (4-7) vs. VANDERBILT (7-4)

// THE TEAMS //

WAKE FOREST
DEMON DEACONS



@WakeFB

VANDERBILT
COMMODORES



@VandyFootball

// THE NUMBERS //

Record	4-7	Record	7-4
ACC	2-6	SEC	4-4
Non-Conference	2-1	Non-Conference	3-0
Home	3-3	Home	4-2
Away	1-4	Away	3-2
National Ranking	NR	National Ranking	RV
Points Scored	18.1	Points Scored	29.7
Points Allowed	24.2	Points Allowed	25.0
Rushing Yards	92.6	Rushing Yards	133.1
Passing Yards	200.4	Passing Yards	230.3
TDs Rush/Pass	9/14	TDs Rush/Pass	30/12
Total Offense	293.0	Total Offense	363.4
Total Defense	362.8	Total Defense	360.2

// THE COACHES //

JIM GROBE

Alma Mater:

Virginia, 1975

At Wake Forest:

13th Season

77-81 (.487)

As a Head Coach:

19th Season

110-114-1 (.491)

JAMES FRANKLIN

Alma Mater:

East Stroudsburg, 1995

At Vanderbilt:

3rd Season

22-15 (.595)

As a Head Coach:

3rd Season

22-15 (.595)

// ON THE AIR //

TELEVISION

SEC TV

Play-by-Play: Dave Neal

Color Analyst: Andre Ware

Sidelines: Cara Capuano



RADIO

Wake Forest Sports Network

Play-by-Play: Stan Cotten

Color Analyst: Dave Goren

Sidelines: Alphonso Smith

Studio Host: Geoff Arnold

WakeForestSports.com

Live audio stream of broadcast



ONLINE

Twitter // @WakeFB

Live updates with stats & notes

Facebook // fb.com/WakeForestSports

In-game updates and photos

YouTube // WakeForestAthletics

Postgame highlights and interviews

WakeForestSports.com

Complete coverage of Wake Forest football



DEACS TRAVEL TO VANDERBILT FOR SEASON FINALE

- Wake Forest will out the season with a trip to Nashville, Tenn., to face SEC-foe Vanderbilt.
- Kickoff is scheduled for 12:21 p.m. and will be broadcast nationally on SEC TV. The game can also be heard on the Wake Forest Sports Network and online at WakeForestSports.com.

LAST TIME OUT

- The Demon Deacons raced-out to a 14-0 lead against No. 25 Duke but the Blue Devils fought back and pulled-out a 28-21 victory last Saturday at BB&T Field.
- The game was the final home game for 15 Demon Deacon seniors.
- Senior quarterback Tanner Price ran and threw for a touchdown marking the fourth time he has done that in a game this season.
- Running back Josh Harris led the Deacs on the ground with 67 yards on 19 carries.
- True-freshman Thomas Brown recovered a fumble and ran 59 yards for his first-career touchdown. He was the first true-freshman to score a touchdown since Tanner Price ran for a score against Duke in 2010.
- Cornerback Merrill Noel had seven tackles, including one for a loss, and a forced fumble before leaving the game with an ankle injury in the second quarter.

WAKE FOREST STORYLINES

- Saturday's game will be the final game for 15 Demon Deacon players.
- Head coach Jim Grobe has tied "Peahead" Walker for the most victories as a head coach in school record with 77.
- Tanner Price is nearing the Wake Forest touchdowns record. Price has accounted for 64 touchdowns in his career (52 passing, 11 rushing, 1 receiving). Riley Skinner holds the record with 65 TDs (60 passing, 4 rushing, 1 receiving).

THE OPPOSITION & SERIES HISTORY

- This is the 16th meeting all-time between Wake Forest and Vanderbilt.
- The Commodores lead the series 9-6 and have won the last two meetings.
- The Deacons won 34-13 in their last trip to Nashville in 2010.

WAKE FOREST DEMON DEACONS (4-7, 2-6 ACC)

Aug. 29	PRESBYTERIAN (ESPN3)	W, 31-7
Sept. 6	at Boston College (ESPN2)	L, 10-24
Sept. 14	ULM (RSN)	L, 19-21
Sept. 21	at Army (CBS Sports)	W, 25-11
Sept. 28	at Clemson (ESPNU)	L, 7-56
Oct. 5	NC STATE (RSN)	W, 28-13
Oct. 19	MARYLAND (ESPNU)	W, 34-10
Oct. 26	at Miami (ESPNU)	L, 21-24
Nov. 2	at Syracuse (RSN)	L, 0-13
Nov. 9	FLORIDA STATE (ABC)	L, 3-59
Nov. 23	DUKE (ESPN2)	L, 21-28
Nov. 30	at Vanderbilt (SEC TV)	12:21

VANDERBILT COMMODORES (7-4, 4-4 SEC)

Aug. 29	OLE MISS	L, 35-39
Sept. 7	AUSTIN PEAY	W, 38-3
Sept. 14	at South Carolina	L, 25-35
Sept. 21	at Massachusetts	W, 24-7
Sept. 28	UAB	W, 52-24
Oct. 5	MISSOURI	L, 28-51
Oct. 19	GEORGIA	W, 31-27
Oct. 26	at Texas A&M	L, 24-56
Nov. 9	at Florida	W, 34-17
Nov. 16	KENTUCKY	W, 22-6
Nov. 23	at Tennessee	W, 20-14
Nov. 30	WAKE FOREST	12:21

// WHAT'S INSIDE //

Media Policies & Game Week Info.....	2
Deacon Notes	3-8
Quick Facts & Radio Info.....	3
National Polls	4
Pronunciation Guide.....	5
Wake's Record When.....	8
Series History.....	9
WF-VU Box Scores.....	10-11
ACC Statistics.....	12
Head Coach Jim Grobe.....	13
Depth Chart	14
Numerical Roster	15-16
2013 Statistics.....	17-21
2013 Box Scores.....	22-27
Individual Player Pages	28-40
The Last Time.....	41
Opponent Schedule.....	42
Schedule Notes.....	43

// SERIES HISTORY //

Overall: Vanderbilt leads 9-6
At Wake Forest: 2-6
At BB&T Field: 2-6
At Vanderbilt: 4-3
At Vanderbilt Stadium: 4-3
Jim Grobe vs. Vanderbilt: 3-3
James Franklin vs. Wake: 2-0
Current Streak: Lost 2
Largest WFU Win: 34 in 1992 (40-6)
Largest Vanderbilt Win: 34 in 2011 (41-7), 34 in 2012 (55-21)
Last Meeting: Vanderbilt won 55-21 on Nov. 24, 2012 at BB&T Field.

// LAST 10 SERIES RESULTS //

Year	W/L	Site	Score
2012	L	H	21-55
2011	L	H	7-41
2010	W	A	34-13
2008	W	H	23-10
2007	W	A	31-17
2005	L	H	20-24
2000	L	H	10-17
1994	L	A	14-35
1993	L	H	12-27
1992	W	A	40-6

WAKE THE DEMONS

DEMON DEACON FOOTBALL

WAKE THE DEMONS



INTERVIEWS & POLICIES

Weekly Press Conference

Wake Forest's weekly press conference begins each Tuesday at 11 a.m. in the Miller Center on campus. Selected players are available first to the electronic media in the Team Meeting Room on the first floor. The players will then meet the print media in the Rovere Room immediately following. Lunch will then be served and Jim Grobe will meet with the electronic media at 12:15 p.m. in the team meeting room followed by the print media in the Rovere Room. Any specific player requests must be made before noon on Monday. Quotes and video of the press conference will be posted on WakeForestSports.com.

ACC Weekly Teleconference

Jim Grobe participates in the ACC's weekly teleconference every Wednesday at 11:10 a.m. For the media access number, contact the ACC Media Relations Office or the Wake Forest Athletic Communications Office. The teleconference is archived online at theACC.com.

Covering Practice

Wake Forest typically conducts its practices on campus at the Doc Martin Practice Complex adjacent to the Pruitt Football Center. Please contact the Athletic Communications Office when you'd like to attend. Coach Grobe is available in person every day of the week and players are available Monday through Wednesday before practice.

The Jim Grobe Show

Coach Grobe's weekly radio show with the Voice of the Deacons Stan Cotten airs on the Wake Forest IMG Sports Network and online at WakeForestSports.com. The show will be held live on location at Bib's Downtown through Oct. 10 and then held at the IMG College studios in downtown Winston-Salem.

Coach Grobe Interviews

Aside from the previously mentioned Tuesday press conference, Wednesday teleconference and radio show, Jim Grobe is available for phone interviews on Tuesday mornings by appointment only. Please schedule those with the Athletic Communications Office.

Player Interviews

Players are available at Tuesday's weekly press conference and before practice Monday through Wednesday. Phone interviews will be scheduled on an individual basis, contingent on class schedules. Please schedule those with the Athletic Communications Office.

WAKE FOREST ATHLETIC COMMUNICATIONS / MEDIA POLICIES

PRESS CREDENTIALS

Media credentials for all Wake Forest home games can be obtained by emailing a written request to Steve Shutt in the Athletic Communications Office.

All requests are screened to ensure a working pressbox with priority given to daily newspapers, radio/TV sports directors and other media who cover the Deacons and their opponents on a regular basis.

Guests are not permitted in any working media area. If you wish to bring a guest to any game, contact Steve Shutt regarding the availability of tickets.

MEDIA WILL CALL

Credentials will be mailed for all requests received seven days in advance of the specified game. All other credentials should be picked up in the Athletic Communications office the day before the game, or at the Media Will Call window no earlier than two and a half hours prior to kickoff. Media Will Call is located at Gate 1 of Deacon Tower at BB&T Field.

DEACON TOWER MEDIA ENTRANCE

To access the pressbox in Deacon Tower, media members should use the South elevators, also known as the Black Lobby. The pressbox is located on the sixth floor.

Bags will be searched prior to entering the stadium. No outside food or drinks are allowed into BB&T Field. Also, no food or drink can be carried onto the elevators once inside Deacon Tower.

SIDELINE REGULATIONS

In order to access the sidelines, photographers must have a Photo credential and an arm band. Arm bands are available on the sixth floor of Deacon Tower.

Tripods are allowed on the field but must be at least five yards away from the sideline or end line.

No photographers or media personnel are permitted within the team areas (midfield between the 25-yard lines) at any time. Please work from either side of the team area and move quickly behind the benches when changing ends of the field.

MEDIA SERVICES

Pregame notes, rosters and programs are provided to working media in the pressbox prior to kickoff. Quickie stats will be distributed in the press box after each quarter and in the Boyette Media Room in Bridger Field House after the game.

Final game packets will be available in the pressbox following interviews.

WAKE FOREST ATHLETIC COMMUNICATIONS

Mailing/Shipping Address..... 519 Deacon Blvd
.....Winston-Salem, NC 27105
Phone..... (336) 758-5640
Fax (336) 758-5140
Website WakeForestSports.com
Assoc. AD/Athletic Comm. (FB Contact) Steve Shutt
Email shuttsj@wfu.edu
Office (336) 758-5640
Cell (336) 970-7512
Asst. Director (Secondary FB Contact) Gary Petit
Email petitgm@wfu.edu
Office (336) 758-1880
Cell (740) 516-4370
Admin. Coord. (Credentials) Emily Richey
Email richeyem@wfu.edu
Associate Director Scott Wortman
Assistant Director Steven Wright
Assistant Director Alex Botoman
Athletic Comm. Assistant Nick Sebesta
Pressbox Phone (336) 896-9159

Coach Jim Grobe will be available for comments and questions in the Boyette Media Room on the ground floor of Bridger Field House approximately 10 minutes following the conclusion of the game.

The Athletic Communications office will transcribe a portion of the postgame comments from Grobe, the visiting head coach and selected Demon Deacon players.

After Coach Grobe's 10-minute session, requested Wake Forest players will be made available in the Boyette Media Room. Requests for specific players should be submitted to the Wake Forest Athletic Communications staff in the pressbox before or during the fourth quarter.

The Wake Forest locker room is closed to the media at all times. The visiting coach will be available in the Helms Conference Room on the third floor of Bridger Field House after the game. Visiting player availability will be announced in the press box.

IN-GAME NOTES VIA TWITTER

The Wake Forest Athletic Communications Office posts in-game notes via Twitter. Follow the real-time updates at Twitter.com/WakeFB.

For complete coverage of Wake Forest football, visit the official athletics site at WakeForestSports.com.

VANDERBILT GAME WEEK SCHEDULE

25 MONDAY

Practice - 4:30
• Practice facility
• Interviews before

26 TUESDAY

Press Luncheon
11:00 a.m.
• Miller Center
• Grobe & select players

Practice - 4:30
• Practice facility
• Interviews Before

27 WEDNESDAY

ACC Teleconference
• 11:10 a.m.

Practice - 4:30
• Practice facility
• Interviews before

Grobe Radio Show - 7
• IMG Studios
• WBRF 98.1 FM

28 THURSDAY

Practice - 4:30
• Practice facility

29 FRIDAY

Travel to Nashville

30 SATURDAY

Game Day
• 12:21 p.m.
• Vanderbilt Stadium

Post Game
• Grobe & select players available

1 SUNDAY

OFF

DEMON DEACON FOOTBALL

WAKE THE DEMONS

LAST TIME OUT

- Wake Forest went up 14-0 just 40 seconds into the second quarter, but No. 25 Duke came from behind to claim a 28-21 victory over the Demon Deacons on Nov. 23 at BB&T Field.
- The Demon Deacon defense was the story early on in the game, forcing Duke into four three-and-outs and a causing a fumble on the Blue Devils' first five possessions.
- The Blue Devil fumble resulted in the first score of the game and put the Demon Deacons up 7-0. Kevin Johnson forced the ball loose and Thomas Brown scooped it up and took it 59 yards to the endzone. Brown's touchdown was the first for a Wake Forest true freshman since Tanner Price accomplished the feat against Duke in 2010.
- Price was able to put the Deacs up 14-0 at the 14:20 mark of the second quarter when he connected on a six-yard touchdown pass to Spencer Bishop.
- The Blue Devils got on the board 7:09 before the half on a 10-yard pass from Anthony Boone to Jamison Crowder. Duke struck again 1:11 before the break to tie the game at 14-14 when Boone found Max McCaffrey on a four-yard pass in the endzone.
- Wake Forest came charging out of the gate, though, in the second half and scored on its first possession to retake a seven-point lead at 21-14. But Duke scored the final 14 points of the game to claim its ninth win of the season.
- Price was responsible for two touchdowns on the day and has 64 for his career.

MISCELLANEOUS DUKE NOTES

- Wake Forest captains were seniors Nikita Whitlock, Tanner Price and Michael Campanaro.
- Wake Forest won the coin toss and deferred to the second half.
- Wake Forest honored 15 seniors prior to the game.
- Corner back Merrill Noel made seven tackles, had a tackle for loss and forced a fumble but suffered an ankle injury in the second quarter and never returned.
- Senior nose guard Nikita Whitlock recorded a sack in the first quarter, giving him a tackle for loss in 10 of the 11 games this season.

CONVERTING IN THE REDZONE

- Wake Forest has converted on 16 straight trips inside the red zone dating back to Army game on Sept. 21.
- Wake Forest converted on its final three attempts vs. the Black Knights and on every trip inside the red zone since then.
- The 16 consecutive trips to the red zone have yielded 14 touchdowns and two field goals.

WHITLOCK SEMI-FINALIST FOR BEDNARIK

- Wake Forest senior Nikita Whitlock was named as one of 16 semifinalists for the Chuck Bednarik Award given annually to the Outstanding Defensive Player of the Year in college football.
- Whitlock has 70 tackles this season and leads the team with 17 tackles for loss and 9 sacks.
- His 17 tackles for loss are tied for eighth-most in the Football Bowl Subdivision this season.
- His 9 sacks are the 15th-most in the country.
- Whitlock has also blocked the first two kicks of his career with a blocked punt against Boston College and a blocked PAT against Syracuse.

PRICE ON VERGE OF SETTING TOUCHDOWN RECORD

- Quarterback Tanner Price has accounted for 64 career touchdowns.
- That is just one touchdown shy of Riley Skinner's school record of 65 (60 passing, 4 rushing, 1 receiving) which he set from 2006-09.
- Price has thrown 52 touchdown passes, run for 11 touchdowns and was on the receiving end of a pass in the win over Maryland on Oct. 26, 2013.

10-CATCH GAMES

- Senior Flanker Michael Campanaro has had four 10+ reception games this season and now has eight for his career. Both totals are school records.
- Kenny Moore is the only other player in school history to have four 10+ reception games as he did that in 2007.
- Camp had 12 catches and two touchdowns against NC State and then notched 11 receptions against Maryland. He caught 10 passes, including a TD on a 4th down against No. 7 Miami.
- Sherman Ragland III became the 21st player in school history with 10 or more catches in a game as he hauled in 10 passes for 91 yards against Syracuse.

BIG BLOW

- Senior flanker Michael Campanaro suffered a broken left collarbone early in the first quarter against Syracuse on Nov. 2.
- He is a big loss for the Deacons as he was targeted on over 40 percent of Tanner Price's passes and was leading the ACC in receptions.

CAMP IS DEACS ALL-TIME LEADING RECEIVER

- With 11 catches in the win over Maryland, flanker Michael Campanaro became the Demon Deacons' all-time leading pass catcher.
- He passed Desmond Clark who caught 216 passes from 1995-98.
- Campanaro has 229 receptions for 2,506 yards which is third in school-history.
- He has recorded 14 career touchdown catches.
- Campanaro also caught at least one pass in each of the last 30 games he's played.

CAMPANARO ON WAKE RECEIVING CHARTS

Career Receptions

1.	229	Michael Campanaro	2010-13
2.	216	Desmond Clark	1995-98

Career Receiving Yards

1.	2,949	Ricky Proehl	1986-89
2.	2,834	Desmond Clark	1995-98
3.	2,506	Michael Campanaro	2010-13

MOVING THE CHAINS

- Senior flanker Michael Campanaro has caught 67 passes this season with 44 of them resulting in a first down.
- Almost two-thirds (65.7) of his receptions this season have moved the chains.
- Of his 44 first down grabs, 15 of them have come on third down and one on fourth down.



UNIVERSITY QUICK FACTS

Location	Winston-Salem, NC 27109
Founded	1834
Enrollment	4,815 undergraduate
Colors	Old Gold & Black
Stadium	BB&T Field (31,500)
Surface	FieldTurf
Conference	Atlantic Coast
President	Dr. Nathan O. Hatch
Athletic Director	Ron Wellman
Athletic Dept. Phone	(336) 758-5616
Ticket Office Phone	(888) 758-DEAC

PROGRAM HISTORY

First Year of Football	1888
Season of Football	112th
Bowl Appearances	Ten (6-4)
Last Bowl Game	2011 Music City
All-Time Record	429-623-33 (.411)
All-Time ACC Record	130-290-5 (.312)

TEAM INFORMATION

2012 Overall Record	5-7
ACC Record/Finish	3-5 (4th Atl.)
Letterwinners Returning	44
(23 offense, 18 defense, 3 specialist)	
Letterwinners Lost	24
(10 offense, 12 defense, 2 specialist)	
Starters Returning/Lost	18/6
Offense	7/3
Defense	8/3
Special Teams	3/0

WAKE FOREST IMG SPORTS NETWORK

Play-By-Play Announcer	Stan Cotten
Color Analyst	Dave Goren
Sidelines	Alphonso Smith
Engineer	John Brockwell
Spotter	Josh Nixon
Studio Host	Geoff Arnold
President	Ben Sutton, Jr.
General Manager	Jeff Salisbury

WAKE FOREST FOOTBALL RADIO NETWORK AFFILIATES

Charlotte	WFNZ-AM	610
Durham	WDRU-FM	105.5
Galax, VA; Triad	WBRF-FM	98.1
Greensboro	WKEW-AM	1400
Greensboro	WKEW-FM	96.3
Lexington	WLXN-AM	1440
Raleigh	WDRU-FM	105.7
Raleigh	WDRU-AM	1030
Rocky Mount	WRMT-AM	1490
Salisbury	WSTP-AM	1490
Statesville	WSIC-AM	1400
Winston-Salem	WEGO-AM	980
Winston-Salem	WPOL-AM	1340
Winston-Salem	WPOL-FM	103.5

DEMON DEACON FOOTBALL

WAKE THE DEMONS



NATIONAL POLLS

AP POLL (WEEK 14)

	School	Rec.	Pts.
1	Alabama (56)	11-0	1496
2	Florida State (4)	11-0	1444
3	Ohio State	11-0	1375
4	Auburn	10-1	1294
5	Missouri	10-1	1202
6	Clemson	10-1	1196
7	Oklahoma State	10-1	1177
8	Stanford	9-2	1002
9	Baylor	9-1	976
10	South Carolina	9-2	960
11	Michigan State	10-1	929
12	Oregon	9-2	731
13	Arizona State	9-2	690
14	Wisconsin	9-2	684
15	LSU	8-3	642
16	Fresno State	10-0	619
17	UCF	9-1	588
18	Northern Illinois	11-0	470
19	Texas A&M	8-3	429
20	Oklahoma	9-2	386
21	Louisville	10-1	383
22	UCLA	8-3	300
23	USC	9-3	262
24	Duke	9-2	135
25	Notre Dame	8-3	68

Opponents Receiving Votes: Vanderbilt 1

COACHES POLL (WEEK 14)

	School	Rec.	Pts.
1	Alabama (56)	11-0	1544
2	Florida State (6)	11-0	1488
3	Ohio State	11-0	1428
4	Clemson	10-1	1289
5	Auburn	10-1	1268
6	Missouri	10-1	1243
7	Oklahoma State	10-1	1225
8	Baylor	9-1	1009
9	South Carolina	9-2	1003
10	Stanford	9-2	981
11	Michigan State	10-1	962
12	Oregon	9-2	777
13	Fresno State	10-0	687
14	Wisconsin	9-2	661
15	LSU	8-3	646
16	Louisville	10-1	603
17	Oklahoma	9-2	581
18	Arizona State	9-2	574
19	UCF	9-1	512
20	Northern Illinois	11-0	459
21	Texas A&M	8-3	410
22	UCLA	8-3	257
23	USC	9-3	210
24	Duke	9-2	203
25	Cincinnati	9-2	47

Opponents Receiving Votes: Miami 6, Vanderbilt 2

CAMP DOES IT ALL

- Flanker Michael Campanaro caught 11 passes for 122 yards and one touchdown in the win over Maryland.
- In addition to breaking the school reception record, Campanaro also threw his fourth-career touchdown pass with a 4-yard strike to quarterback Tanner Price.
- Four of his six completions have gone for touchdowns.
- He also had a 25-yard pass to fellow receiver Tyree Harris in the second quarter.
- Campanaro is only the 3rd FBS player this century with two or more completions and eight or more receptions in the same game.

CAMPANARO ON ACTIVE ACC CHARTS

- Michael Campanaro's 229 career receptions are the most among active ACC players. Sammy Watkins of Clemson is second with 217.
- Campanaro's 2,506 career receiving yards are third behind Watkins and BC's Alex Amidon.
- Campanaro's career 3,728 all-purpose yards are fourth in the ACC behind Watkins, Duke's Jamison Crowder and Boston College's Andre Williams.

TYREE STEPPING UP

- Wake Forest has been looking for a second receiver to complement Michael Campanaro and freshman Tyree Harris has seemed to rise to the occasion.
- Harris made his Demon Deacon debut against Army in Week 4 and then made his first start at Clemson one week later.
- At No. 7 Miami on Oct. 26, Harris hauled-in a career-best six passes for 95 yards, including a 56-yard catch that setup a Demon Deacon touchdown.
- Harris did all his work against the 'Canes in the first half as an injury forced him to miss the rest of the game.
- Harris also missed the Syracuse game with a chest injury but returned to the lineup and caught a team-high three passes against No. 3 Florida State.

GIBSON NEARLY MAKES HISTORY

- When redshirt-freshman Dominique Gibson scored his first career touchdown, it gave the Demon Deacons a 21-17 lead at No. 7 Miami with 4:02 to play in the game.
- The 'Canes were able to match the score and eventual spoil the Deacs' hopes at a historic win but it was still a breakout moment for Gibson.
- Gibson caught a pass in the flat, broke a tackle and scampered 44 yards down the right sideline for his first-career score.

PRICE HITS THE TRIFECTA

- In the win over Maryland on Oct. 19, quarterback Tanner Price became the first ACC player since C.J. Spiller on Nov. 14, 2009 vs. NC State to record a rushing, passing and receiving a touchdown in a game.
- He had a 4-yard touchdown run and a 4-yard touchdown catch in the second quarter and then hit Campanaro for a 10-yard TD pass in the third quarter.
- The reception was the fourth of Price's career.

WHITLOCK EARNS SECOND ACC WEEKLY HONOR

- Senior nose guard Nikita Whitlock was named the ACC Defensive Lineman of the Week for his efforts in the win over Maryland.
- He recorded a pair of sacks, including one on the first play of the game, and finished with a total of five tackles.
- This was the second time this season and the second time in his career that Whitlock has recorded multiple sacks in a game.

- Whitlock has a recorded a tackle for loss in 10 of 11 games this season.

WHITLOCK CAUSING PROBLEMS

- Senior nose-guard Nikita Whitlock may not be the biggest player on the Wake Forest defense, but his speed and skill are causing problems for opposing offensive lines.
- Whitlock has 70 tackles on the year and a team-high 17 tackles for loss.
- His 17 tackles are tied for seventh-most in the country.
- He has had at least one tackle for loss in all but one game this season.
- The Wylie, Texas native also has 9 sacks, two forced fumbles, two blocked kicks and a pass breakup.
- He is second in school history in tackles for loss and fourth in sacks.
- For his career, Whitlock has 47 tackles for loss, which is the most by any active player in the ACC.

CAMP'S BIG DAY

- Senior flanker Michael Campanaro caught 16 passes for 177 yards in the game against ULM on Sept. 14.
- His 16 receptions tied an ACC record for most catches in a single-game and he is now the only player in ACC history to reach that mark twice.
- Campanaro also had 16 catches against Boston College last season on Nov. 3.
- The 177 yards receiving broke his previous career-high of 164 yards which he set against North Carolina last season.
- That was Campanaro's fifth game of his career with 10 or more catches and it was also his fifth 100-yard receiving game.

NOT ON KJ'S WATCH

- Junior cornerback Kevin Johnson was the Deacons' toughest cornerback to throw on last season and he hasn't missed a beat this season.
- Johnson intercepted a pass in each of the first two games this season and another in the win over NC State. He has three interceptions on the year and six for his career.
- The Clarkeville, Md., also had a pair of pass breakups in the season-opener against Presbyterian.
- For the season, Johnson has made 49 tackles and has 10 pass breakups.
- In 2012, Johnson recorded the first three interceptions of his career and led the team with a total of 18 passes defended.
- Johnson finished the season tied for ninth in the country in passes defended per game at 1.5.
- Johnson also forced and recovered his first career fumble last season.

PRICE ON THE WAKE PASSING CHARTS

- Senior Tanner Price is behind only Riley Skinner (2006-09) on nearly every major career passing category at Wake Forest.
- Price has thrown the most passes in school history at 1,419 and is second behind Skinner with 808 completions, 8,744 passing yards and 52 career touchdown passes.
- He is also eighth in career completion percentage (.570).
- Price also broke Skinner's record for total plays. Price has played 1,759 plays, breaking Skinner's old mark of 1,636.
- Price is one of just two quarterbacks in school history with 800 career completions and 50 career touchdown passes.

DEMON DEACON FOOTBALL

WAKE THE DEMONS

PRICE ON THE WAKE PASSING CHARTS

Career Passing Yards

1.	9,762	Riley Skinner	2006-09
2.	8,744	Tanner Price	2010-13

Career Pass Completions

1.	903	Riley Skinner	2006-09
2.	808	Tanner Price	2010-13

Career Pass Attempts

1.	1,419	Tanner Price	2010-13
2.	1,349	Riley Skinner	2006-09

Career Passing Touchdowns

1.	60	Riley Skinner	2006-09
2.	52	Tanner Price	2010-13

Career Total Offensive Player

1.	1,759	Tanner Price	2010-13
2.	1,636	Riley Skinner	2006-09

PRICE IN THE TOP 5 FOR WINS

- Senior Tanner Price has won 16 career games as the Demon Deacons' starting quarterback. That puts him in third place in school history, just one win behind Mike Elkins (1985-88) for second place.
- Riley Skinner (2006-09) holds the school record for wins in a career with 31. Skinner had a record of 31-17 in his four years for a .646 winning percentage.

WHITLOCK NAMED ACC-CO PLAYER OF THE WEEK

- Nose guard Nikita Whitlock was named ACC Co-Defensive Lineman of the Week on Sept. 23, for his effort against Army.
- Whitlock made a career-high 15 tackles and also had a career-high four tackles for loss.
- The Wylie, Texas native also forced his fifth-career fumble and had one pass breakup.

SEEING EARLY ACTION

- Coming into the 2013 season, a total of 22 true freshmen had seen game action in head coach Jim Grobe's tenure.
- In the season-opener against Presbyterian, 10 true freshmen played in the game.
- Previously, the most true freshmen to play in a season under Jim Grobe was three.
- Center Cory Helms was the only one of the 10 true freshmen to start the game.
- The last Wake Forest true freshman to start in his very first college game was defensive tackle Marvin Mitchell vs. Richmond in 1987.

mond in 1987. Mitchell would start 35 games in his career including 10 of 11 contests as a true freshman. Mitchell had one tackle and it was for a six-yard loss in his college debut vs. the Spiders.

- Wide receiver Tyree Harris became the 11th true freshman to see action in 2013 when he played against Army on Sept. 21.
- Harris then made his first career start at No. 3 Clemson on Sept. 28.

TRUE FRESHMEN TO PLAY UNDER GROBE

Year	Player	Pos.
2001	Eric King* #	CB
2002	Chris Barclay*	RB
	Chris Davis*	WR/KR
	Ryan Plackemeier*	P
2003	De'Angelo Bryant	RB
	Jyles Tucker* #	DE
2004	Nick Jarvis*	LS
	Jeremy Thompson*	DE
2005	Chris DeGeare* #	OG
2006	None	
2007	Jordan Williams	WR
2008	Joe Looney* #	OG
	Andrew Parker #	TE
	Chance Raines	C
2009	Tommy Bohanon* #	FB
	Jimmy Newman #	PK
	Dominique Tate	CB
2010	Kevin Johnson #	CB
	A.J. Marshall #	CB
	Tanner Price #	QB
2011	Orville Reynolds	RB
2012	Tylor Harris #	DE
	James Ward#	CB
2013	Charles Argenzio	FB
	John Armstrong	FL
	Thomas Brown	SS
	Deonte Davis	CB
	Josh T. Harris	OG
	Cory Helms#	C
	Jalen Latter	CB
	Marquel Lee	LB
	James Looney	NG
	Brad Watson	CB
	Tyree Harris#	WR

* - Has spent time in the NFL

- Started at least 1 game as a true freshman.



PRONUNCIATION GUIDE

FIRST NAMES

Airyn	AIR-in
Ali	ah-LEE
Kevis	KEE-vis
Marquel	mar-KELL
Merrill	murh-ELL
Nikita	nih-KEE-tah
Tylor	TIE-ler
Wendell	when-DELL

LAST NAMES

Althoff	ALT-hoff
Basford	BASS-ferd
Bauder	BAW-der
Campanaro	camp-ah-NAIR-oh
Demuth	duh-MYOOOTH
Ejofor	EDGE-eh-for
Emert	EM-ert
Feimster	FEEM-ster
Hauser	HOW-zer
Hedlund	HED-luhnd
Intemann	INT-uh-men
Janvion	jan-vee-ON
Kinal	KIN-uhl
Lamot	LUH-mot
Noel	no-ELL
Okonye	oh-CONE-yay
Preble	PREB-uhl
Rook	rhymes with "book"
Schlegel	SHLAIG-uhl
Sernigne	SAIR-in-yay
Sousa	SO-suh
Souza	SUE-zah
Virgile	VER-juhl
Vogelsang	VO-guhl-sang
Wilhite	WILL-hite
Wortham	WORTH-uhm

DEACONS IN THE NFL

Player	Team	Exp.
Tommy Bohanon	NY Jets	1st
Josh Bush	NY Jets	2nd
Tyson Clabo	Miami	9th
Chris DeGeare	NY Giants	4th
Brandon Ghee	Cincinnati	4th
Chris Givens	St. Louis	2nd
Joe Looney	San Francisco	2nd
Calvin Pace	NY Jets	10th
Steve Vallos	Denver	7th
Kyle Wilber	Dallas	2nd

ON THIS DATE IN DEACON FOOTBALL HISTORY: NOV. 30

2002: Wake Forest closed its season with a 32-14 loss to No. 25 Maryland at Byrd Stadium. Terp QB Scott McBrien threw for 257 yards and two touchdowns in the first half as Maryland amassed 383 total offense yards in the first two quarters. Tarence Williams scored twice for the Deacons in the third quarter and finished with 108 yards rushing on the day.

1957: Wake Forest dropped its 12th straight game with a 26-7 home loss to South Carolina. Neil MacLean's 42-yard run provided the Deacons with their only points.

1939: Wake Forest rolled to a 46-7 win over Davidson in Charlotte. John Polanski, the Southern Conference's leading scorer, tallied 28 points on four touchdowns and four PATs. The victory over Davidson was Wake Forest's largest in the series in 25 years.

1922: Wake Forest handed Hampden-Sydney a 9-3 loss on Thanksgiving Day in Norfolk.

DEMON DEACON FOOTBALL

WAKE THE DEMONS



FIRST POINTS GAME-BY-GAME

VS. PRESBYTERIAN

Wake: Hedlund 31-yrd FG
2:16, 1st Q

Opp: Hurley 1-yrd pass from Garrick
11:18, 1st Q

AT BOSTON COLLEGE

Wake: Campanaro 30-yrd pass
from Price; 2:48, 1st Q

Opp: Amidon 26-yrd pass from
Rettig; 13:37, 1st Q

VS. ULM

Wake: Reynolds 65-yrd pass
from Price; 5:16, 1st Q

Opp: Scioneaux 1-yrd pass from
Browning; 8:14, 1st Q

AT ARMY

Wake: Hedlund 35-yrd FG
9:39, 2nd Q

Opp: Team Safety,
3:14, 1st Q

AT CLEMSON

Wake: Ragland III 10-yrd pass
from Price; 1:17, 1st Q

Opp: Watkins 64-yrd pass from
Boyd; 14:14, 1st Q

VS. NC STATE

Wake: Price 1-yrd run
2:14, 1st Q

Opp: Sade 27-yrd field goal
8:28, 2Q

VS. MARYLAND

Wake: Harris 1-yrd run
10:37, 1st Q

Opp: Craddock 23-yrd FG
10:00, 2nd Q

AT MIAMI

Wake: Harris 12-yrd run
6:26, 1st Q

Opp: Goudis 34-yrd field goal
9:28, 2Q

AT SYRACUSE

Wake: --

Opp: Hunt 6-yrd run
8:58, 3Q

VS. FLORIDA STATE

Wake: Hedlund 23-yrd FG
9:07, 4Q

Opp: Wilder 5-yrd run
7:15, 1Q

VS. DUKE

Wake:

Opp:

AT VANDERBILT

Wake:

Opp:

NON-QB PASSING UNDER GROBE

- Since Jim Grobe's arrival in 2001, Wake Forest has completed 28 of 40 passes by non-quarterbacks.
- Those non-QBs have thrown for 775 yards and 10 touchdowns with just one interception.
- Michael Campanaro was 2-for-2 in the win over Maryland on Oct. 19, with a five-yard TD pass to quarterback Tanner Price.
- Campanaro threw a 39-yard TD pass against NC State in 2012 and is 6-of-7 for 174 yards and four TDs in his career.
- Campanaro's has a QB efficiency rating of 454.5.
- WR Nate Morton (2003-06) completed five of nine passes for 222 yards and three touchdowns over his four seasons.
- Deandre Martin is 3-of-5 passing in his career for 48 yards.

DEFENSIVE TAKEAWAYS

- One of the points of emphasis entering the season for the Wake Forest defense was taking the ball away. When the Deacs went to three-straight bowl games from 2006-08, they were among the national leaders in creating turnovers.
- In the season-opener against Presbyterian, Wake forced a total six turnovers.
- For the season, Wake Forest has forced 18 turnovers.
- Defensive back Kevin Johnson had an interception in the first two games of the season and another against NC State. He and Merrill Noel lead the team with three on the season.

PRICE TO CAMPANARO

- Tanner Price and Michael Campanaro have hooked up for 220 receptions over their careers, making the Price-to-Campanaro connection the most prolific pass-catch tandem in school history.
- The duo passed the combination of Brian Kuklick to Desmond Clark, who combined for 169 completions between 1995-98.
- Campanaro returned the favor to Price as he found the quarterback for a 5-yard touchdown pass in the win over Maryland on Oct. 19.

RECEIVERS TARGETED

Player	G	Rec.	Targ.	%TT	Yrds	TD
Campanaro	8	67	104	0.27	803	6
Ragland III	5	20	35	0.09	154	1
Crump	10	16	30	0.08	176	1
Williams	10	15	30	0.08	212	
Throw Away		0	30	0.08	0	
T. Harris	6	19	28	0.07	197	
Bishop	10	16	22	0.06	219	2
J. Harris	10	12	18	0.05	77	
Reynolds	7	9	20	0.05	131	2
Armstrong	9	6	14	0.04	42	
Gibson	10	8	12	0.03	87	1
James	4	4	13	0.03	39	
Terry	9	1	6	0.02	8	
Garside	10	3	6	0.02	17	
Martin	7	4	5	0.01	8	
Wilhite	7	2	3	0.01	30	
Price	10	1	1	0.00	4	1
TEAM		203	380		2204	14

%TT = Percentage of total targets

HARRIS MOVES OVER 2,000 CAREER YARDS

- Senior Josh Harris went over 2,000 career yards rushing in the game at Miami on Oct. 26.
- He is also within striking distance of the top 10 all-time rushers in school history.
- Harris is ranked 11th in school history with 2,190 career rushing yards. He needs just 13 yards to crack the top 10 on the career list.

- Harris has scored 19 career rushing touchdowns in 42 games including 30 starts. He is now in a tie for seventh place in school history.

- His top rushing game was 241 yards vs. Virginia Tech in 2011. He also added 100-yard rushing games against Army (129 yards) in 2012, Florida State (136) in 2011 and Vanderbilt (138) in 2012.

HARRIS ON THE WAKE RUSHING CHARTS

Career Rushing Yards

Rk.	Player	Years	Rushes	Yards
10.	Anthony Williams	1988-91	511	2,203
11.	Josh Harris	2010-13	468	2,190

Career Rushing Touchdowns

Rk.	Player	Years	TDs
5.	Tarence Williams	1999-02	22
	Josh Adams	2007-10	22
7.	Josh Harris	2010-13	19
	Brian Piccolo	1962-64	19
	Anthony Williams	1988-97	19

CAREER STARTS

- Quarterback Tanner Price has made 45 career starts. That is the fourth-most among active NCAA DI quarterbacks in career starts.
- Riley Skinner (2006-09) holds the school record for quarterback starts with 48.
- With 44 career starts, Nikita Whitlock is third in the nation among active defensive linemen in career starts.
- Only Eathyn Manumaleuna of BYU (47) and Sydney Sarmiento of Duke (47) have more.
- Whitlock has tied Fred Robbins (1996-99) for most starts by a defensive lineman in school history.

ACTIVE QB CAREER STARTS

Rk.	Name, School	Starts
1.	Aaron Murray, Georgia	52
2.	Nathan Scheelhaase, Illinois	47
3.	Corey Robinson, Troy	46
4.	Tanner Price, Wake Forest	45
	Kolton Browning, ULM	45
6.	Garrett Gilbert, SMU	44
7.	Taylor Martinez, Nebraska	43

WHITLOCK BLOCKS AND TACKLES

- Senior nose guard Nikita Whitlock not only had a good night against Boston College in week 2, but he dominated back-to-back series in the second quarter.
- Whitlock notched his first sack of the night on a 3rd and 23 play, forcing a BC punt. He then put an end to the next Eagle drive with another sack on 3rd and 6.
- That marked the first multi-sack game of Whitlock's career.
- But he didn't stop there as would then block the ensuing punt, setting the Deacons up at the BC three yard line.
- That was also Whitlock's first-career blocked kick.

KNOW YOUR HARRIS'S

- The Demon Deacons have three players on the roster who are named "Josh Harris". The true freshman offensive lineman is listed as Josh T. Harris, the sophomore walk-on cornerback will go by Josh M. Harris and the senior running back will have the honor of going by just Josh Harris.
- Wake Forest also has two more Harris's on its roster in sophomore defensive lineman Tylor Harris and true freshman wide receiver Tyree Harris.

DEMON DEACON FOOTBALL

WAKE THE DEMONS



GEOGRAPHICAL BREAKDOWN

FLORIDA (28)

3 Fort Lauderdale, Pahokee
2 Jacksonville, Lake Worth, Miami, Orlando
1 Belle Glade, Cape Coral, Coral Springs, DeLand, Jupiter, Longwood, Oakland Park, Pembroke Pines, Plant City, Ponte Vedra, Sarasota, Seffner, St. John's, West Palm Beach

NORTH CAROLINA (24)

2 Charlotte, Durham, Raleigh, Wake Forest
1 Apex, Bailey, Cary, Greenville, High Point, Mebane, Mooresville, Nashville, Pinehurst, Raeford, Rockingham, Rocky Mount, Rutherfordton, Sophia, Statesville, Winston-Salem.

GEORGIA (11)

2 Alpharetta, Marietta
1 Atlanta, Ball Ground, Carrollton, Folkston, Mableton, Miami, Snellville

TEXAS (9)

1 Argyle, Austin, Duncanville, Fresno, Frisco, Houston, Round Rock, Sugar Land, Wylie

VIRGINIA (6)

4 Ashburn
1 Portsmouth, Richmond

MARYLAND (5)

2 Clarksville
1 Baltimore, Frederick, Pomfret

KENTUCKY (3)

1 Richmond, Versailles, Owensboro

NEW JERSEY (2)

1 Skillman, Mendham

PENNSYLVANIA (2)

1 Coraopolis, Sunbury

SOUTH CAROLINA (2)

1 Columbia, Jonesville

TENNESSEE (2)

1 Kingsport, Memphis

ALABAMA (1)

1 Dothan

CALIFORNIA (1)

1 Corvina

COLORADO (1)

1 Lone Tree

CONNECTICUT (1)

1 Glastonbury

LOUISIANA (1)

1 Baton Rouge

MASSACHUSETTS (1)

1 Burlington

NEW YORK (1)

1 Pine City

SOUTH AUSTRALIA (1)

1 Adelaide

WASHINGTON (1)

1 Mercer Island

WAKE FOREST ACC PLAYERS OF THE WEEK

SEPTEMBER 21

Nikita Whitlock Co-Defensive Lineman

OCTOBER 5

Michael Campanaro Receiver

OCTOBER 16

Nikita Whitlock Defensive Lineman

FIRST GAME? NO PROBLEM

- In his Demon Deacon debut, redshirt-freshman Jonathan Williams had himself a night against Presbyterian.
- Williams hauled-in five passes for 143 yards.
- That was the most receiving yards for a Demon Deacon in his first career game.
- His 143 yards receiving were the fourth-most ever by a Wake Forest freshman.
- Williams became the first Deacon freshman to record a 100-yard receiving game since Chris Givens had two 100-yard games in 2009.
- What made his performance even better was that Williams recorded all five of his catches in the first half.

WAKE FOREST'S MAGIC NUMBER

- Wake Forest's magic number is 24. Under Jim Grobe, the Deacons are 64-23 when scoring 24+ points. When scoring fewer than 24 points, Wake Forest is only 13-58.
- Wake has topped the 24-point mark in all four of its wins this season, posting 31 against Presbyterian, 25 against Army, 28 against NC State and 34 against Maryland.
- The Deacons eclipsed the 24-point mark four times in 2012 and were 3-1 in those contests.
- Since the start of the 2006 season, the Deacs are 40-11 when scoring 24+ points. Two of the losses during that span have come against Boston College. Wake lost 38-28 at BC in 2007 and also dropped a 27-24 OT decision on Sept. 26.
- Typically, the 24-point measure has been an accurate barometer of Wake Forest's success under Jim Grobe. But, four losses (at BC; vs. Miami; at Georgia Tech; vs. FSU) in 2009 while scoring 24+ points was something of an anomaly.
- The only other time Wake had lost four games under Grobe while scoring 24 or more points was in 2003 when the Deacons dropped four 24+ point games.

SOME ARE JUST TOO CLOSE TO CALL

- Jim Grobe has coached 158 games at Wake Forest and has posted a record of 77-81. During Grobe's tenure, the Deacons have gone 44-43 in games decided by eight points or greater.
- The other 71 games have all been decided by seven points or fewer and Wake has a record of 33-38. Wake is 17-16 under Grobe in games decided by three points or fewer.

WAKE FOREST IN OVERTIME

Date	Opponent	Site	OT	W/L
10/2/98	Appalachian St.	H	1	L, 30-27
8/29/02	Northern Illinois	A	1	L, 42-41
9/4/04	Clemson	A	2	L, 37-30
10/2/04	NC State	A	1	L, 27-21
9/22/07	Maryland	H	1	W, 31-24
11/1/08	Duke	H	1	W, 33-30
9/26/09	Boston College	A	1	L, 24-27
11/7/09	Georgia Tech (10/11)	A	1	L, 27-30
9/1/11	Syracuse	A	1	L, 29-36

CAMPANARO ACC RECEIVER OF THE WEEK

- Michael Campanaro caught 12 passes for 153 yards and two touchdowns in the win over NC State and was named ACC Receiver of the Week for his efforts.
- That was Campanaro's second 10+ catch, 100-yard receiving game of the season and the sixth of his career.
- It was Campanaro's third ACC Player of the Week honor in his career.

EXPERIENCE? WHAT EXPERIENCE?

- This Demon Deacon team has been called one of Jim Grobe's most experienced teams.
- For the most part, that statement holds true as 14 of the 22 starters on opening night against Presbyterian were either juniors or seniors.
- But a total of 24 players made their Demon Deacon debuts against Presbyterian, including freshmen starters Cory Helms (C), Jonathan Williams (WR), Steve Donatell (OLB) and Ryan Janvion (SS).

KEEPING THEM OUT

- The Wake Forest defense did not allow an Army touchdown in the Deacs' 25-11 victory in West Point on Sept. 21.
- The Black Knights could muster just three field goals and a safety in the contest.
- That was the first FBS opponent Wake Forest had held without a touchdown in a game since a 12-3 victory at Florida State on Sept. 20, 2008.

ODD SCORE

- The Deacons defeated Army by the unusual score of 25-11 on Sept. 21, 2013.
- Wake trailed at the end of the first quarter 2-0 and led 10-5 at halftime.
- In 1,085 all-time football games, Wake Forest has allowed a total of 11 points just five times.
- The last was a 31-11 win at Villanova in which the Wildcats scored a field goal and a touchdown with a 2-point conversion.
- In the four previous games in which an opponent scored just 11 points, each included a touchdown.

OPPONENT FLAWLESS??

- In Wake Forest's Sept. 6, game against Boston College, the Eagles were NOT penalized.
- That was just the fourth time in school history that a Demon Deacon opponent was not flagged in a game.
- It happened twice during the 1960 season and the most recent occurrence was on Oct. 26, 1968 against North Carolina.

RIGHT PLACE, RIGHT TIME

- Redshirt freshman Hunter Williams made his first career start against Army on Sept. 21, and made the most of the opportunity.
- Williams recovered both of Army's first half fumbles, notching the first two fumble recoveries of his career.
- The Wake Forest, N.C., native also finished the day with a career-high eight tackles.

DEMON DEACON FOOTBALL

WAKE THE DEMONS

GROBE & COACHING STAFF NOTES

GROBE BY THE NUMBERS

- Head coach Jim Grobe has coached 158 games and has a record of 77-81 in his 13th season at Wake Forest. Grobe is 110-114-1 in his 19th year as a college head coach.
- Prior to Grobe's arrival, the Deacons were 56-100-2 in their previous 158 games.
- Under Grobe, Wake Forest is 42-62 in ACC games and 46-37 in all home games. The Deacons are 26-26 in home ACC games.
- With 42 career ACC wins, Grobe is Wake's all-time winningest coach in ACC contests, and he now has more than twice as many conference wins as any other Wake Forest football coach.

GROBE TIES WALKER FOR ALL-TIME WINNINGEST

- Jim Grobe has tied "Peahead" Walker's Wake Forest wins record of 77 victories. He reached that mark with a 34-10 victory over Maryland on Oct. 19.
- Walker won 77 games from 1937-50.
- In his 13th season at Wake Forest, Grobe has led the Deacons to more bowl games, more eight-win seasons, and more bowl victories than any coach in school history. Grobe and the Deacons put together a three-year streak of winning seasons (2006-08), a feat which had not been accomplished in over 50 years.

GROBE AMONG NATIONAL LONGEVITY LEADERS

- Now in his 13th season at Wake Forest, Jim Grobe has the longest tenure of any coach in the ACC. The only exception to the rule is Frank Beamer who is in his 27th year at Virginia Tech but the Hokies did not join the ACC until the 2004 season.
- Nationally, Grobe is tied for 7th in longevity. There are five head coaches entering their 12th year at the same school. The group includes Mike Riley (Oregon State), Gary Pinkel (Missouri), Mark Richt (Georgia) and Gary Patterson (TCU).

MOST YEARS AT CURRENT SCHOOL

(Active Coaches)

Rk.	Years	Coach	School
1.	27	Frank Beamer	Virginia Tech
2.	23	Larry Blakeney	Troy
3.	22	Bill Snyder	Kansas State
4.	16	Mack Brown	Texas
5.	15	Bob Stoops	Oklahoma
6.	14	Kirk Ferentz	Iowa
T7.	13	Jim Grobe	Wake Forest
		<i>four tied</i>	

GROBE RECORDS HIS 100TH CAREER VICTORY

- Wake Forest head coach Jim Grobe recorded his 100th career victory in a 24-23 win over Duke on Oct. 22, 2011.
- Grobe is 77-81 in his 13th year at Wake Forest. He posted a 33-33-1 record in six seasons as the head coach at Ohio University, giving him a career record of 110-114-1.
- Only one other Wake Forest coach won his 100th game while coaching the Demon Deacons. Peahead Walker, who compiled a 51-41-5 record at Atlantic Christian College and Elon before coming to Wake Forest in 1937, won his 100th career game with a 19-18 win over NC State in 1945.
- Walker is Wake Forest's all-time winningest coach with a 77-51-6 record.

GROBE NEAR TOP IN WINS AMONG ACC COACHES

- Jim Grobe is ranked third among ACC coaches in overall wins and second in conference wins.
- Grobe has put together 110 career victories during his time at Wake Forest and Ohio University.
- Virginia Tech's Frank Beamer is the winningest active coach in the ACC with 265 wins while Georgia Tech's Paul Johnson is second with 154.
- Beamer is the active leader in career ACC wins with 61 while Grobe is second with 42.

GROBE AT BB&T FIELD

- Jim Grobe is Wake Forest's all-time winningest coach in games played at BB&T Field, Wake Forest's home since 1968.
- Grobe has gone 46-37 at BB&T Field, the most wins of any of the nine Deacon coaches who have coached in the stadium.
- Grobe's average of 3.5 home wins per year is the highest among Deacon coaches. His home winning percentage of .568 is second only to Cal Stoll who went 9-4 (.692) during his three seasons from 1969-71.

GROBE SHIFTS STAFF

- Head coach Jim Grobe replaced a pair of assistant coaches this past spring, marking five coaching changes in the last two seasons. Over Grobe's first 11 seasons, only five assistant coaches had left.
- Tim Duffie (Oklahoma State) and Lonnie Galloway (West Virginia) both left at the end of the 2012 season.
- Grobe then hired former Demon Deacon linebacker Warren Belin and Purdue All-American Taylor Stubblefield to replace them.
- Belin was a three-year starter at linebacker and four-year letterman for the Demon Deacons from 1987-9. The veteran coach comes back to Wake Forest after two years in the NFL with the Carolina Panthers and a combined nine years in the Southeastern Conference at Georgia and Vanderbilt.
- Stubblefield was most recently the wide receivers coach at the University of New Mexico. Prior to that, he served as wide receivers coach at Central Michigan in 2011, at Illinois State from 2009-10, at Eastern Michigan in 2008 and at Central Washington in 2007.
- Belin is coaching the inside linebackers this season while Stubblefield will head the wide receiving corps.
- Defensive coordinator Brian Knorr will continue to call the shots on the defensive side of the ball while coaching the outside linebackers.
- Derrick Jackson, who coached the outside linebackers in 2012, shifts back to coaching the secondary, his natural position.
- Offensively, Steed Lobotzke continues to call the plays as the offensive coordinator and will also coach the running backs, tight ends and fullbacks.
- Associate head coach Billy Mitchell, who coached the running backs last season, will oversee all aspects of the kicking game this season.



WAKE'S RECORD WHEN...

	2013	Grobe Era
At Home	3-2	46-36
On The Road	1-4	27-42
Neutral Site Games	0-0	4-2
Vs. ACC Opponents	2-5	42-61
Non-Conference	2-1	35-19
Vs. Ranked Opp.	0-3	6-30
Vs. In-State Opp.	1-0	32-10
In August	1-0	3-1
In September	1-3	29-23
In October	2-1	24-25
In November	0-2	17-29
In December	0-0	4-1
In January	0-0	0-1
On Television	4-6	55-72
On ABC	0-1	4-14
On NBC	0-0	0-1
On ESPN	0-0	5-10
On ESPN2	0-1	3-5
On ESPN/ESPN3.com	2-2	18-23
On Fox Sports	1-2	6-4
On Raycom/ACC Network	0-0	16-12
On TBS	0-0	0-1
On CBS College Sports	1-0	2-1
On Sunshine	0-0	0-1
On Comcast	0-0	1-0
Morning Games	0-0	1-0
Afternoon Games	3-5	52-62
Night Games	1-1	24-18
Decided by 7 or Less	0-2	33-37
Winning Coin Toss	3-2	44-30
Losing Coin Toss	1-4	33-50
Scoring First	2-1	53-26
Opp. Scores First	2-5	24-55
Leading At Halftime	4-1	56-18
Tied At Halftime	0-0	8-3
Trailing At Halftime	0-5	13-59
Leading After 3 Qtrs	4-1	63-16
Tied After 3 Qtrs.	0-0	4-4
Trailing After 3 Qtrs.	0-5	10-60
In Overtime	0-0	2-6
Scoring 30+ Pts	2-0	44-6
Scoring 20-29 Pts	2-1	27-28
Scoring 0-19 Pts	0-5	6-46
Allowing 30+ Pts	0-2	12-44
Allowing 20-29 Pts	0-3	18-27
Allowing 0-19 Pts	3-1	47-9
Outrushing Opp.	2-0	57-26
Getting Outrushed	2-6	20-54
Pass For More Yds	3-3	30-18
Pass For Fewer Yds	1-3	47-62
Outgaining Opp.	3-0	46-17
Getting Outgained	1-6	31-63
Win Time of Poss.	3-3	53-32
Lose Time of Poss.	0-4	24-48
Score a Def./ST TD	1-0	22-10
Allow a Def./ST TD	0-1	3-17
Fewer Penalty Yards	2-1	29-45
More Penalty Yards	2-5	44-34
Equal Penalty Yards	0-0	4-1
Win Turnover Battle	3-1	56-25
Lose Turnover Battle	0-5	8-36
Turnover Battle Even	1-0	13-19

DEMON DEACON FOOTBALL

WAKE THE DEMONS

WAKE FOREST-VANDERBILT SERIES HISTORY



SERIES HISTORY

Overall: Vanderbilt leads 9-6

At Wake Forest: 2-6

At BB&T Field: 2-6

At Vanderbilt: 4-3

At Vanderbilt Stadium: 4-3

Jim Grobe vs. Vanderbilt: 3-3

James Franklin vs. Wake: 2-0

Current Streak: Lost 2

Last 10 Meetings: 4-6

Largest WFU Win: 34 in 1992 (40-6)

Largest Vanderbilt Win: 34 in 2011 (41-7), 34 in 2012 (55-21)

Last Meeting: Vanderbilt won 55-21 on Nov. 24, 2012 at BB&T Field.

LAST 10 SERIES RESULTS

Year	W/L	Site	Score
2012	L	H	21-55
2011	L	H	7-41
2010	W	A	34-13
2008	W	H	23-10
2007	W	A	31-17
2005	L	H	20-24
2000	L	H	10-17
1994	L	A	14-35
1993	L	H	12-27
1992	W	A	40-6

WAKE FOREST VS. THE SEC

Opponent	GP	W	L	T
Auburn	8	2	6	0
Georgia	3	2	1	0
Mississippi	2	2	0	0
Mississippi St.	1	0	1	0
South Carolina	56	20	34	2
Vanderbilt	15	6	9	0
Total	75	52	51	2

JIM GROBE VS. THE SEC

Opponent	GP	W	L	T
Mississippi	2	2	0	0
Mississippi St.	1	0	1	0
Vanderbilt	6	3	3	0
Total	9	5	4	0

VANDERBILT VS. THE ACC

Opponent	GP	W	L	T
Boston College	2	0	2	0
Clemson	4	3	1	0
Duke	11	7	4	0
Georgia Tech	37	15	19	3
Maryland	12	8	4	0
Miami	8	4	4	0
North Carolina	13	5	8	0
NC State	2	2	0	0
Syracuse	2	0	2	0
Virginia	21	12	7	2
Virginia Tech	9	3	6	0
Wake Forest	15	9	6	0
Total	136	68	63	5

WAKE FOREST-VANDERBILT SERIES HISTORY

- Wake Forest trails Vanderbilt 9-6 in the all-time series that dates back to 1964.
- This game is part of series between Wake and Vandy that will run through 2015. Each of the games in the series will be played on the Saturday after Thanksgiving.
- Vanderbilt has won the last two games in the series with both games being played in Winston-Salem.
- The Commodores have a 6-2 edge in the series in games played at BB&T Field.
- Wake Forest leads 4-3 in the seven games played in Nashville.
- Over the 15 games in the series, the score has been relatively close with the Commodores holding a slight 313-305 edge.
- Jim Grobe holds an even 3-3 record against Vanderbilt which includes a 24-20 loss at home in the 2005 season-opener.
- Nine of the last 11 games, including each of the last five, have been decided by double-digit margins.

LAST TIME AGAINST VANDERBILT

- Wake Forest came up short in its final game of the 2012 regular season, falling 55-21 to Vanderbilt at BB&T Field.
- Deandre Martin was one of the bright spots for the Deacons on the day, carrying 24 times for 72 yards and a touchdown in addition to catching two passes for 34 yards.
- Tommy Bohanon notched a rushing touchdown for the Deacons and Chibuikem Okoro got the final score for Wake Forest on a fumble return for a touchdown.
- Okoro was also Wake Forest's leading tackler with nine stops.
- Both teams put together long scoring drives to start the game. Vanderbilt went 85 yards in 11 plays to take a 7-0 lead, and Wake Forest answered right back with a 16-play 71-yard drive, capped off by a Bohanon one-yard touchdown run to tie the game at 7-7.
- Vanderbilt took control of the game in the second quarter, scoring 21 unanswered points to carry a 28-7 lead into half-time. The Commodores carried their momentum into the second half, blocking a punt for a touchdown on Wake Forest's opening drive.
- Martin's rushing touchdown came on a one-yard direct snap at the 9:09 mark of the third quarter.
- Okoro scored his first-career touchdown in the fourth quarter, scooping up a fumble that was forced by Tylor Harris and returning it four yards into the end zone.

ter, scooping up a fumble that was forced by Tylor Harris and returning it four yards into the end zone.

- Vanderbilt's Zac Stacy had 180 yards on the ground on 21 carries and two scores. One of his 21 carries was a 90-yard touchdown scamper.
- Commodore quarterback Jordan Rodgers was 17 of 23 on the day for 229 yards and two touchdowns.

LAST MEETING IN NASHVILLE

- Josh Harris rushed for 138 yards and one touchdown and Wake Forest defeated Vanderbilt 34-13 on Nov. 24, 2010 at Vanderbilt Stadium.
- The Demon Deacons, who snapped a nine-game losing skid, were aided by several Vanderbilt special teams miscues. The Commodores missed two field goals (50 and 37 yards) and had two punts blocked.
- C.J. Washington got a hand on Richard Kent's punt and Gelo Orange recovered it at the Commodores' 11-yard line. Three plays later, quarterback Tanner Price ran in for a touchdown from 3 yards out for a 24-3 lead with 2:28 to go in the first half.
- Chris Givens blocked Kent in the third quarter, setting up a 36-yard field goal by Jimmy Newman. With the kick, Newman set a school record with 12 straight field goals.
- After Vanderbilt opened the game with a 31-yard field goal by Ryan Fowler, Wake Forest responded with 24-straight points.
- Harris set up a Wake touchdown with a 74-yard run early in the second quarter. On the following play, Josh Adams rushed it in from 11 yards out for a 17-3 lead.
- Scott Betros and Lovell Jackson each recorded his first career interception in the game. Betros picked off a pass in the first quarter, while Jackson intercepted a pass in the endzone in the fourth quarter.
- Wake blocked two punts in a game for the first time since the Vanderbilt game on November 29, 2008.
- Vanderbilt head coach Robbie Caldwell announced he was stepping down prior to the game.

JIM GROBE VS. NON-CONFERENCE FOES

- In Jim Grobe's 13 years at Wake Forest, the Deacons have compiled an impressive 35-19 record against non-conference opponents.
- On the road, Wake is 11-6 against non-conference foes under Grobe and 20-11 at home.

HEAD-TO-HEAD STATISTICAL COMPARISON

As of Nov. 23, 2013

WAKE FOREST (4-7, 2-6 ACC)				VANDERBILT (7-4, 4-4 SEC)			
#	NCAA	ACC	Category		SEC	NCAA	#
18.1	114th	14th	Scoring Offense	vs.	Scoring Defense	8th	50th
292.9	117th	14th	Total Offense	vs.	Total Defense	5th	32nd
92.5	117th	14th	Rushing Offense	vs.	Rushing Defense	7th	47th
200.4	88th	11th	Passing Offense	vs.	Passing Defense	6th	28th
35.7	93rd	10th	3rd Down Con. %	vs.	3rd Down Con. % Def.	10th	75th
2.0	62nd	11th	Sacks Allowed	vs.	Sacks	5th	54th
					Tackles For Loss	2nd	26th
24.2	43rd	6th	Scoring Defense	vs.	Scoring Offense	9th	62nd
362.8	33rd	5th	Total Defense	vs.	Total Offense	10th	94th
144.2	34th	5th	Rushing Defense	vs.	Rushing Offense	14th	97th
218.6	45th	7th	Passing Defense	vs.	Passing Offense	9th	69th
36.8	41st	8th	3rd Down Con. % Def.	vs.	3rd Down Con. %	12th	94th
2.0	62nd	11th	Sacks	vs.	Sacks Allowed	13th	105th
5.2	101st	13th	Tackles For Loss	vs.			
36.8	66th	9th	Net Punting	vs.	Net Punting	5th	30th
6.1	93rd	12th	Punt Returns	vs.	Punt Returns	13th	120th
17.6	115th	13th	Kickoff Returns	vs.	Kickoff Returns	12th	96th
-0.3	80th	12th	Turnover Margin	vs.	Turnover Margin	2nd	24th

DEMON DEACON FOOTBALL

WAKE THE DEMONS



NOVEMBER 24, 2012 VANDERBILT 55, WAKE FOREST 21 BB&T FIELD (80,795)

WINSTON-SALEM, N.C. - Wake Forest came up short in its final game of the regular season, falling 55-21 to Vanderbilt at BB&T Field.

Deandre Martin was one of the bright spots for the Deacons on the day, carrying 24 times for 72 yards and a touchdown in addition to catching two passes for 34 yards.

Tommy Bohanon notched a rushing touchdown for the Deacons and Chibuikem Okoro got the final score for

Wake Forest on a fumble return for a touchdown.

Okoro was also Wake Forest's leading tackler with nine stops.

Both teams put together long scoring drives to start the game. Vanderbilt went 85 yards in 11 plays to take a 7-0 lead, and Wake Forest answered right back with a 16-play 71-yard drive, capped off by a Bohanon one-yard touchdown run to tie the game at 7-7.

Vanderbilt took control of the game in the second quarter, scoring 21 unanswered points to carry a 28-7 lead into halftime. The Commodores carried their momentum into the second half, blocking a punt for a touchdown on Wake Forest's opening drive.

Scoring	1	2	3	4	Total
Vanderbilt	7	21	13	14	55
Wake Forest	7	0	7	7	21

1st Quarter

VU - Tate 25 yrd pass from Rodgers (Spear kick), 9:40

WF - Bohanon 1 yrd run (Hedlund kick), 2:26

2nd Quarter

VU - Tate 15 yrd run (Fowler kick), 7:38

VU - Matthews 64 yrd pass from Rodgers (Spear kick), 4:53

WF - Stacy 4 yrd run (Fowler kick), 1:03

3rd Quarter

VU - Hughes blocked punt return (Spear kick), 14:08

WF - Martin 1 yrd run (Hedlund kick), 4:59

VU - Spear 52 yrd field goal, 4:15

VU - Spear 50 yrd field goal, 0:21

4th Quarter

VU - Krause 83 yrd punt return (Fowler kick), 11:48

VU - Stacy 90 yrd run (Spear kick), 8:56

WF - Okoro 4 yrd fumble return (Hedlund kick), 6:28

	VU	WF
FIRST DOWNS	19	19
RUSHES-YARDS (NET)	34-203	44-124
PASSING YDS (NET)	229	186
Passes Att-Comp-Int	23-17-1	38-18-1
TOTAL OFFENSE PLAYS-YARDS	57-432	82-310
Fumble Returns-Yards	0-0	1-4
Punt Returns-Yards	4-129	1-5
Kickoff Returns-Yards	2-26	5-75
Interception Returns-Yards	1-0	1-0
Punts (Number-Avg)	1-46.0	6-37.0
Fumbles-Lost	2-2	1-1
Penalties-Yards	6-60	4-42
Possession Time	27:11	32:49
Third-Down Conversions	5 of 12	7 of 19
Fourth-Down Conversions	2 of 2	2 of 5
Red-Zone Scores-Chances	2-3	2-2
Sacks By: Number-Yards	3-21	2-12

RUSHING: VU - Stacy 21-180; Tate 2-27; Kimbrow 6-4; TEAM 1-minus 2; Rodgers 4-minus 6. WF - Martin 24-72; Cross 2-27; Campanaro 2-13; Jackson 5-12; Jackson 1-6; Bohanon 2-1; Price 8-minus 7.

PASSING: VU - Rodgers 17-23-1-229. WF - Price 17-36-1-182; Cross 1-2-0-4.

RECEIVING: VU - Matthews 10-144; Boyd 3-35; Tate 2-37; Scheu 1-8; Krause 1-5. WF - Campanaro 8-98; Davis 4-32; Martin 2-34; Jackson 1-8; Ragland 1-6; Bohanon 1-5; Terry 1-3.



NOVEMBER 26, 2011 VANDERBILT 41, WAKE FOREST 7 BB&T FIELD (28,020)

WINSTON-SALEM, N.C. - Five unanswered touchdowns by Vanderbilt sent the Deacons to a 41-7 loss in their 2011 home season finale.

The loss snapped a three-game series winning streak against the Commodores, dating back to 2007, and was the Demon Deacons' worst loss against Vanderbilt since 1994 (35-14). The setback occurred in front of 28,020 fans, which pushed the season's total home attendance

to a school record 223,769.

Brandon Pendergrass was one of the lone bright spots for the Demon Deacons, picking up 74 yards on 12 carries.

Tanner Price completed only 16 of 34 passes, his first time under 50 percent passing this season, to finish with 157 yards. He did go over 4,000 passing yards for his career, becoming only the 10th Demon Deacon ever to do so. His 2,803 yards in the air this season are the second-most in school history.

Chris Givens also climbed the record books for the Demon Deacons while catching four passes for 69 yards. He pushed his Wake Forest record single-season receiving mark to 1,276 yards, passing Florida State's Peter Warrick and Maryland's Marcus Badgett to move into fourth-place on the ACC single-season receiving charts.

Scoring	1	2	3	4	Total
Vanderbilt	6	21	7	7	41
Wake Forest	0	7	0	0	7

1st Quarter

VU - Fowler 33 yrd field goal, 8:40

VU - Fowler 30 yrd field goal, 8:40

2nd Quarter

WF - Davis 10 yrd pass from Price (Newman kick), 12:44

VU - Stacy 1 yrd run (Fowler kick), 6:55

VU - Barden 73 yrd pass from Rodgers (Fowler kick), 5:05

VU - Stacy 20 yrd run (Fowler kick), 0:37

3rd Quarter

VU - Matthews 45 yrd pass from Smith (Fowler kick), 4:17

4th Quarter

VU - Stacy 40 yrd run (Fowler kick), 9:04

	VU	WF
FIRST DOWNS	24	17
RUSHES-YARDS (NET)	55-297	32-146
PASSING YDS (NET)	184	183
Passes Att-Comp-Int	16-8-0	38-19-0
TOTAL OFFENSE PLAYS-YARDS	71-481	70-329
Punt Returns-Yards	1-1	1-1
Kickoff Returns-Yards	2-57	7-139
Interception Returns-Yards	0-0	0-0
Punts (Number-Avg)	4-46.5	7-43.3
Fumbles-Lost	0-0	2-1
Penalties-Yards	1-5	4-37
Possession Time	31:54	28:01
Third-Down Conversions	6 of 13	6 of 16
Fourth-Down Conversions	0 of 0	0 of 3
Red-Zone Scores-Chances	4-4	1-1
Sacks By: Number-Yards	1-9	0-0

RUSHING: VU - Stacy 28-184; Rodgers 16-90; Seymour 5-17; Powell 3-7; Hayward 1-3; TEAM 2-minus 4. WF - Pendergrass 12-74; Reynolds 1-23; Stachitas 2-23; Campanaro 1-18; Givens 1-9; Price 5-minus 1.

PASSING: VU - Rodgers 7-15-0-139; Smith 1-1-0-45. WF - Price 6-34-0-157; Stachitas 3-4-0-26.

RECEIVING: VU - Boyd 3-18; Barden 2-80; Matthews 2-79; Krause 1-7. WF - Campanaro 6-45; Givens 4-69; Davis 3-29; Demby 2-9; Bohanon 2-7; Reynolds 1-20; James 1-4.

DEMON DEACON FOOTBALL

WAKE THE DEMONS



NOVEMBER 27, 2010 WAKE FOREST 34, VANDERBILT 13 BB&T FIELD (21,338)

NASHVILLE, Tenn. - Josh Harris rushed for 138 yards and one touchdown and Wake Forest defeated Vanderbilt 34-13 in the season finale at Vanderbilt Stadium.

The Deacons, who snapped a nine-game losing skid, were aided by several Vanderbilt special teams miscues. The Commodores missed two field goals (50 and 37 yards) and had two punts blocked.

Vanderbilt took the opening kickoff and jumped on the board first as Ryan Fowler booted a 31-yard field goal. But Wake Forest would score on three of its next four possessions to take a 17-3 lead. Harris scored on a 9-yard run and Jimmy Newman added a 32-yard field goal as Wake went ahead 10-3 after one.

Harris set up Wake Forest's next touchdown with a 74-yard run early in the second quarter. On the following play, Josh Adams rushed it in from 11 yards out for a 17-3 lead with 10:09 remaining in the first half.

Wake Forest's special teams blocked two punts in the game. C.J. Washington raced around Vanderbilt's blocking wall and got a hand on Richard Kent's punt. Chris Givens blocked a punt in the third quarter, setting up a 36-yard field goal by Jimmy Newman. With the kick, Newman set a school record with 12 straight field goals.

Scoring	1	2	3	4	Total
Wake Forest	10	14	3	7	34
Vanderbilt	3	3	0	7	13

1st Quarter

VU - Fowler 31 yrd field goal, 11:46
WF - Harris 15 yrd run (Newman kick), 9:07
WF - Newman 32 field goal, 5:12

2nd Quarter

WF - Adams 11 yrd run (Newman kick), 10:09
WF - Price 4 run (Newman kick), 2:28
VU - Fowler 31 yrd field goal, 0:09

3rd Quarter

WF - Newman 36 yrd field goal, 5:17

4th Quarter


WF - Givens 9 run (Newman kick), 14:47
VU - Matthews 17 yrd pass from Funk (Fowler kick), 12:26

	WF	VU
FIRST DOWNS	15	28
RUSHES-YARDS (NET)	43-226	36-166
PASSING YDS (NET)	73	277
Passes Att-Comp-Int	10-14-0	27-61-2
TOTAL OFFENSE PLAYS-YARDS	57-299	97-443
Punt Returns-Yards	2-32	2-18
Kickoff Returns-Yards	7-395	4-211
Interception Returns-Yards	2-0	0-0
Punts (Number-Avg)	7-38.3	3-13.0
Fumbles-Lost	2-0	3-0
Penalties-Yards	2-20	4-35
Possession Time	26:32	33:28
Third-Down Conversions	2 of 11	7 of 20
Fourth-Down Conversions	0 of 0	1 of 6
Red-Zone Scores-Chances	6-6	3-5
Sacks By: Number-Yards	3-31	1-12

RUSHING: WF - Harris 18-138; Adams 11-42; Price 8-30; Givens 1-9; Brown 2-8; Dixon 1-1. VU - Funk 15-70; Reeves 14-64; Samuels 3-27; Jelesky 1-4; Tate 1-1.

PASSING: WF - Price 10-14-0-73; VU - Funk 27-61-2-277.

RECEIVING: WF - Brown 4-37; Williams, M. 2-12; Givens 1-9; Harris 1-9; Ford 1-5; Bohannon 1-1. VU - Matthews 7-74; Krause 5-27; Cole 4-54; Barden 3-49; Herndon 3-29; Reeves 2-22; Wimberly 2-19; Lassing 1-3.



NOVEMBER 29, 2008 WAKE FOREST 23, VANDERBILT 10 BB&T FIELD (25,902)

WINSTON-SALEM, N.C. - Wake Forest (7-5, 4-4 ACC) closed the regular season with a 23-10 victory over Vanderbilt (6-6, 4-4 SEC) on Saturday night at BB&T Stadium.

The Deacons have now won seven games in a season for the first time in school history and have posted a winning record in three consecutive years for the first time since 1950-52.

Wake Forest outgained Vanderbilt in the game 331-249. The Deacs held a 158-116 advantage on the ground, while compiling 173 passing yards to 133 for the Commodores.

Senior wide receiver D.J. Boldin finished the game with a team-high eight catches and 73 yards. With the eight grabs, Boldin eclipsed the 100 reception mark in his career as he now has 103 catches as a Deacon.

Riley Skinner finished the game 13-of-20 passing for 173 yards. Brandon Pendergrass had a team-high 45 rushing yards and a touchdown. Kevin Harris had 36 yards on the ground and also added a touchdown. Rich Belton finished the game with 28 rushing yards and a touchdown.

The game marked the final home game for the 16 members of Wake Forest's senior class. The seniors have compiled a record of 31-19, the most wins by any class in school history and have gone 18-8 at BB&T Field over the last four years.

Scoring	1	2	3	4	Total
Vanderbilt	3	0	0	7	10
Wake Forest	3	7	7	6	23

1st Quarter

VU - Hahnfeldt 33 yd field goal, 7:40
WF - Swank 42 yd field goal, 1:52

2nd Quarter

WF - Pendergrass 6 yd run, (Swank kick), 10:39

3rd Quarter

WF - Harris 8 yd run, (Swank kick), 7:02

4th Quarter

VU - Barden 5 yd pass from Smith, (Hahnfeldt kick), 14:55
WF - Belton 4 yd run, (Swank kick failed), 3:12

	VU	WF
FIRST DOWNS	16	16
RUSHES-YARDS (NET)	34-116	42-158
PASSING YDS (NET)	133	173
Passes Comp-Att-Int	14-35-2	13-21-0
TOTAL OFFENSE PLAYS-YARDS	69-249	63-331
Punt Returns-Yards	1-2	4-25
Kickoff Returns-Yards	4-77	3-30
Interception Returns-Yards	0-0	2-6
Punts (Number-Avg)	7-34.6	5-43.4
Fumbles-Lost	2-1	3-2
Penalties-Yards	6-29	3-45
Possession Time	28:17	31:43
Third-Down Conversions	4-17	6-14
Fourth-Down Conversions	2-3	0-0
Red-Zone Scores-Chances	2-2	4-4
Sacks By: Number-Yards	1-8	3-20

RUSHING: VU - Reeves 6-33; Graham 7-33; Nickson 7-23; Moore 2-20; Smith 7-15; Jennings 3-2; Walker 1-2; Adams 1-minus 12. WF - Pendergrass 10-45; Harris 7-36; Belton 5-28; Boldin 4-23; Adams 9-21; Skinner 4-9.

PASSING: VU - Smith 9-17-1-46; Adams 3-10-1-71; Nickson 2-8-0-16. WF - Skinner 13-20-0-173; Pendergrass 0-1-0-0.

RECEIVING: VU - Walker 4-34; Moore 2-60; Graham 2-20; Wheeler 2-7; Barden 2-7; Smith 1-4; Reeves 1-1. WF - Boldin 8-73; Adams 2-34; Williams, Marsh 1-27; Pendergrass 1-22; Harris 1-17.

DEMON DEACON FOOTBALL

WAKE THE DEMONS

2013 ACC STANDINGS

(as of Nov. 23)

CONFERENCE				OVERALL							
Atlantic Division	W-L	PF	PA	W-L	PF	PA	STRK	HOME	ROAD	AP	USA
Florida State	8-0	411	98	11-0	607	125	W11	7-0	4-0	1-0	1-0
Clemson	7-1	323	168	10-1	465	222	W4	6-1	4-0	0-1	0-1
Boston College	4-3	183	190	7-4	310	300	W4	5-1	2-3	0-3	0-3
Syracuse	3-4	90	194	5-6	240	282	L2	3-2	2-4	0-2	0-2
Maryland	2-5	120	236	6-5	279	277	L1	4-3	2-2	0-2	0-2
Wake Forest	2-6	124	227	4-7	199	266	L4	3-3	1-4	0-3	0-3
NC State	0-7	114	230	3-8	253	321	L7	3-4	0-4	0-3	0-3

CONFERENCE				OVERALL							
Coastal Division	W-L	PF	PA	W-L	PF	PA	STRK	HOME	ROAD	AP	USA
Duke	5-2	231	199	9-2	377	251	W7	5-2	4-0	0-0	0-0
Georgia Tech	5-3	249	186	7-4	405	231	W1	5-1	2-3	1-1	1-1
Virginia Tech	4-3	166	134	7-4	265	203	L1	4-3	3-1	0-2	0-2
Miami	4-3	209	231	8-3	390	281	W1	6-1	2-2	0-2	0-2
North Carolina	4-3	200	152	6-5	361	274	W5	4-2	2-3	0-1	0-1
Pittsburgh	3-4	148	189	6-5	281	285	W1	4-2	2-3	1-1	1-1
Virginia	0-7	126	260	2-9	231	383	L8	2-5	0-4	0-3	0-3



UPCOMING ACC SCHEDULE

Saturday, November 30

Duke at North Carolina	12:00
Florida State at Florida	12:00
Maryland at North Carolina State	12:30
Georgia at Georgia Tech	3:30
Virginia Tech at Virginia	3:30
Boston College at Syracuse	3:30
Clemson at South Carolina	7:00

ACC TELECONFERENCE

The ACC Football Coaches Teleconference will occur on Wednesdays throughout the season, with the exception of Thanksgiving week, when the call will be held on Tuesday. The Teleconference will begin at 10:30 a.m. and conclude at 12:50 p.m. There will be a replay available of each teleconference on TheACC.com. Contact the ACC Media Relations Office (336-851-6062) to obtain the call-in number.

Weekly Teleconference Schedule

Dabo Swinney, Clemson	10:30
Jimbo Fisher, Florida State	10:40
Randy Edsall, Maryland	10:50
Scott Shafer, Syracuse	11:00
Jim Grobe, Wake Forest	11:10
Paul Johnson, Georgia Tech	11:20
Larry Fedora, North Carolina	11:30
Paul Chryst, Pittsburgh	11:40
Frank Beamer, Virginia Tech	11:50
Mike London, Virginia	12:00
Steve Addazio, Boston College	12:10
David Cutcliffe, Duke	12:20
Al Golden, Miami	12:30
Dave Doren, NC State	12:40

COLLEGEPRESSBOX.COM

CollegePressBox.com is the official media website for ACC football. Access and download weekly game notes, stats, media guides and more for the ACC and each of its 14 member schools. Hi- and low- resolution head shots, action shots and logos are available for download, as well as information and photographs for other Wake Forest sports.

Login information will be distributed by the conference office to accredited media, or you can apply for a password by sending an e-mail to password@collegepressbox.com.

ACC INDIVIDUAL LEADERS - ALL GAMES

(As of Nov. 23)

OFFENSE

TANNER PRICE

Passing Average	189.4/gm	7th
Total Offense	207.3/gm	7th
Pass Efficiency	112.7	10th

SPECIAL TEAMS

CHAD HEDLUND

PAT Kicking Pct	100.0	t-1st
-----------------	-------	-------

DEFENSE

BRANDON CHUBB

Tackles	7.1/gm	t-17th
---------	--------	--------

RYAN JANVION

Tackles	7.4/gm	12th
---------	--------	------

KEVIN JOHNSON

Passes Defended	1.18/gm	6th
-----------------	---------	-----

MERRILL NOEL

Passes Defended	0.82/gm	t-11th
Fumbles Forced	0.27/gm	t-3rd

MIKE OLSON

Tackles	6.6/gm	22nd
---------	--------	------

ZACH THOMPSON

Sacks	0.50/gm	17th
Tackles for Loss	11.0	17th

NIKITA WHITLOCK

Tackles	6.4/gm	t-24th
Sacks	0.82/gm	t-5th
Tackles for Loss	17.0	t-3rd

HUNTER WILLIAMS

Fumbles Recovered	0.20/gm	t-4th
-------------------	---------	-------

ACC INDIVIDUAL LEADERS - ACC GAMES

(As of Nov. 23)

OFFENSE

TANNER PRICE

Passing Average	177.8/gm	7th
Total Offense	190.0/gm	8th
Passing Efficiency	107.1	8th

MICHAEL CAMPANARO

Receptions	7.8/gm	1st
Reception Yards	89.2/gm	5th
Punt Return	4.5/gm	8th
All-Purpose	96.8/gm	10th

SPECIAL TEAMS

ALEXANDER KINAL

Punting	40.9/gm	10th
---------	---------	------

CHAD HEDLUND

PAT Kicking Pct	100.0	t-1st
Field Goal Pct	.800	t-5th

DEFENSE

BRANDON CHUBB

Tackles	6.9/gm	t-19th
---------	--------	--------

RYAN JANVION

Tackles	7.8/gm	11th
---------	--------	------

KEVIN JOHNSON

Passes Defended	1.25/gm	5th
-----------------	---------	-----

MERRILL NOEL

Passes Defended	0.75/gm	t-17th
Tackles	5.2/gm	t-45th
Forced Fumbles	0.48/gm	t-4th

MIKE OLSON

Tackles	5.5/gm	41st
---------	--------	------

ZACH THOMPSON

Sacks	4.0	t-11th
Tackle for Loss	8.0	t-10th

NIKITA WHITLOCK

Sacks	8.0	3rd
Tackle for Loss	11.0	t-4th
Tackles	5.8/gm	37th

ACC TEAM LEADERS

(As of Nov. 23)

CATEGORY	STAT	RANK
Scoring Offense	18.1	14th
ACC Games Only	15.5	13th
Rushing Offense	93.9	14th
ACC Games Only	75.1	13th
Passing Offense	200.8	11th
ACC Games Only	193.5	11th
Total Offense	294.7	14th
ACC Games Only	268.6	14th
Scoring Defense	24.2	6th
ACC Games Only	28.4	9th
Rushing Defense	144.2	5th
ACC Games Only	138.0	5th
Pass Defense	218.6	7th
ACC Games Only	244.4	8th
Total Defense	362.8	5th
ACC Games Only	382.4	7th
Turnover Margin	-0.27	12th
ACC Games Only	-1.00	13th
First Downs	186	13th
ACC Games Only	128	9th
Opp First Downs	209	t-8th
ACC Games Only	163	13th
3rd Down Conversions	.357	10th
ACC Games Only	.373	7th
Opp 3rd Down Conv.	.368	8th
ACC Games Only	.357	7th
Sacks By	22	t-11th
ACC Games Only	19	t-6th
Sacks Against	24	t-8th
ACC Games Only	18	t-7th
Penalty Yards	51.9	11th
ACC Games Only	52.1	12th
Opp Penalty Yards	40.3	12th
ACC Games Only	41.4	10th
Field Goal Pct.	.667	13th
ACC Games Only	.800	t-5th
PAT Kicking	1.000	t-1st
ACC Games Only	1.000	t-1st
Punting	36.8	9th
ACC Games Only	37.3	5th
Punt Return Avg.	6.1	12th
ACC Games Only	7.0	11th
Kickoff Returns	17.5	13th
ACC Games Only	16.7	13th
Kickoff Coverage	38.8	12th
ACC Games Only	36.5	13th
Time of Possession	30:24	6th
ACC Games Only	30:54	4th
Red Zone Offense	.808	10th
ACC Games Only	.933	3rd
Red Zone Defense	.762	3rd
ACC Games Only	.781	3rd

DEMON DEACON FOOTBALL

WAKE THE DEMONS



JIM GROBE

HEAD COACH

13th Season
University of Virginia, 1975

In 12 years as the head football coach at Wake Forest University, Jim Grobe has taken the Deacons to places they have never been before.

Like the FedEx Orange Bowl, the Meineke Car Care Bowl, the EagleBank Bowl and the Music City Bowl.

Grobe is in the midst of piloting the Deacons through the most successful period of football in school history.

After 12 seasons, Grobe has built a football program that has been to bowl games in four of the last seven years and proven itself to be an annual contender for the Atlantic Coast Conference championship.

He has led the Deacons to more bowl games, more eight-win seasons, and more bowl victories than any coach in school history. Grobe and the Deacons put together a three-year streak of winning seasons which had not been accomplished in over 50 years. The Deacons' 33 wins from 2006-09 are the most wins ever during a four-year period.

There have been numerous notable achievements by Grobe and his staff. Among those are the 11 wins and the ACC Championship claimed by the 2006 team, along with a trip to the FedEx Orange Bowl. Linebacker Aaron Curry and punter Ryan Plackemeier have been honored with national awards signifying their supremacy as the best player in the nation at their position.

Grobe led Wake Forest through a challenging 2012 slate that saw the Demon Deacons face a number of the nation's best teams. Wake Forest finished with a 5-7 record, with the most memorable win coming over archrival North Carolina 28-27. Wake Forest took care of the ball - a Grobe trademark - leading the ACC with a +8 turnover margin.

The 2011 season saw the Deacons return to a bowl game for the fourth time in six years as the team went to the Franklin American Mortgage Company Music City Bowl and put together a 5-3 ACC record as well as a 6-7 overall record during a turnaround season. Wake Forest set a school record for passing yards (3,291) and took care of the ball well, tying for first nationally with national champion Alabama in fewest fumbles lost (4) and surrendering just 12 turnovers to tie for third in the country.

Grobe also achieved a milestone 100th career win in the Deacons' 24-23 win at Duke on October 22, 2011. Peahead Walker stands as the only other Wake Forest football coach reached 100 victories for his career; Grobe will enter the 2012 season just nine wins behind Walker on the school's all-time win list (77-68).

In 2010, Grobe guided a young Deacon squad through a rigorous schedule. The highlight of the season came in a thrilling 54-48 victory over Duke, which set a number of scoring records. The win was also Grobe's 10th-straight over the Blue Devils.

The 2009 season, which ended with a 5-7 record, was Wake Forest's first sub-.500 season since 2005. But the Deacons were oh-so-close to having far more W's than L's in 2009.

In 2008, Grobe led the Deacons to an 8-5 record and a victory over Navy in the inaugural EagleBank Bowl.

In April of 2009, the NFL drafted four seniors from Wake Forest's stellar defense, marking the most Deacons taken in a single NFL Draft in over 50 years. Aaron Curry was the fourth

player selected in the first round of the draft after having won the Butkus Award as the nation's best linebacker.

Cornerback Alphonso Smith was a second round pick to Denver after being the only ACC player named a consensus All-America in 2008. Safety Chip Vaughn and linebacker Stanley Arnoux were drafted by the eventual Super Bowl Champion New Orleans Saints.

In 2007, Grobe led the Deacons to a 9-4 record including a 24-10 win over Connecticut in the Meineke Car Care Bowl. Combined with an 11-3 record in 2006, Wake Forest has won 28 games over a three-year span. Among the nine wins in 2007 were victories over North Carolina, NC State and Duke. Never before had Wake Forest swept the Big Four series in consecutive seasons. And never before had Wake won as many as 20 games in just two seasons.

Wake Forest was successful in 2007 because of an efficient offense and an opportunistic defense. The Deacons led the nation in non-offensive touchdowns, scoring on six interception returns, two fumble returns, a kickoff return and a punt return. Wake's eight defensive touchdowns were also the most of any FBS team in the country. Offensively, the Deacons set a school record for the most points scored in a season and tied the school mark with 44 touchdowns.

The 2006 season was one to remember for all Wake Forest fans. Grobe led Wake Forest to its second-ever ACC Championship and its first since 197. The Deacons won the ACC's Atlantic Division title after being picked to finish last by the league's media in the preseason. The 11 wins posted by the 2006 team set a school record as Wake was the most improved team in the nation, following a 4-7 record in 2005.

The Deacons were ranked in the AP top 25 for nine straight weeks in 2006, the longest streak in school history and beat Florida State in Tallahassee for the first time since 1959 while posting their first win over N.C. State in Raleigh since 1984.

Grobe's hard work was rewarded by his unanimous selection as the ACC Coach of the Year. He was selected as the National Coach of the Year by the American Football Coaches Association, the Bobby Dodd Foundation, the AP, The Sporting News and CBSSportsline.com.

Grobe, 60, was hired in December 2000 to take over a Demon Deacon football program long regarded as an afterthought in the ACC. He inherited a Wake Forest program that won only 38 games in the 1990's.

Grobe coached at Ohio for six years (1995-2000). After taking over the reins of a program that went 0-11 and was ranked last among Division I-A programs in 1994, Grobe led the Bobcats to a cumulative six-year record of 33-33-1.

Grobe was born on Feb. 17, 1952. A native of Huntington, W.Va., Grobe earned his undergraduate degree (B.S.) in education from Virginia in 1975 and earned a master's degree in guidance and counseling from Virginia in 1978.

Grobe and his wife, Holly, have two sons, Matt and Ben. Matt was recently hired as the head men's golf coach at his alma mater Marshall University. He and his wife, Melanie, have a daughter, Mackenzie (15), and a son, Cameron (11).

Ben graduated from Ohio University in 2002 where he played football and earned a degree in Health Care Administration. In 2012, Ben was named the Assistant Director of Football Operations at Charlotte. Ben and his wife Nicole were married in the summer of 2012.

THE JIM GROBE FILE

BORN

- February 17, 1952 in Huntington, West Virginia

FAMILY

- Wife — Holly
- Sons — Matt (Melanie) and Ben (Nicole)
- Grandchildren — Mackenzie, Cameron

EDUCATION

- Ferrum Junior College — 1972
Associate of Science
- University of Virginia — 1975
B.S. in Education
- University of Virginia — 1978
M.Ed. in Guidance and Counseling

PLAYING HISTORY

- Ferrum Junior College — 1971-72
Inducted into Ferrum College Hall of Fame (2002)
- University of Virginia — 1973-74
Starter at guard ('73) and linebacker ('74)
Academic All-ACC

COACHING HONORS

- 1996 Mid-American Conference Coach of the Year
- Unanimous 2006 ACC Coach of the Year
- 2006 National Coach of the Year
AP, AFCA, Bobby Dodd, The Sporting News

AS A HEAD COACH

Year	School	Record	Conf	Bowl
2013	Wake Forest	4-7	2-6	
2012	Wake Forest	5-6	3-5	
2011	Wake Forest	6-7	5-3	Music City
2010	Wake Forest	3-9	1-7	
2009	Wake Forest	5-7	3-5	
2008	Wake Forest	8-5	4-4	EagleBank
2007	Wake Forest	9-4	5-3	Meineke
2006	Wake Forest	11-3	6-2	Orange
2005	Wake Forest	4-7	3-5	
2004	Wake Forest	4-7	1-7	
2003	Wake Forest	5-7	3-5	
2002	Wake Forest	7-6	3-5	Seattle
2001	Wake Forest	6-5	3-5	
2000	Ohio University	7-4	5-3	
1999	Ohio University	5-6	5-3	
1998	Ohio University	5-6	5-3	
1997	Ohio University	8-3	6-2	
1996	Ohio University	6-6	5-3	
1995	Ohio University	2-8-1	1-6-1	

Career

At Ohio University	33-33-1	27-20-1
At Wake Forest	77-81	42-62

AS AN ASSISTANT COACH

Year	School	Record	Conf	Bowl
1994	Air Force	8-4	6-2	
1993	Air Force	4-8	1-7	
1992	Air Force	7-5	4-4	Liberty
1991	Air Force	10-3	6-2	Liberty
1990	Air Force	7-5	3-4	Liberty
1989	Air Force	8-4-1	5-1-1	Liberty
1988	Air Force	5-7	3-6	
1987	Air Force	9-4	6-2	Freedom
1986	Air Force	6-5	6-2	
1985	Air Force	12-1	7-1	B'bonnet
1984	Air Force	8-4	4-3	Ind'pen
1983	Marshall	4-7	3-4	
1982	Marshall	3-8	1-6	
1981	Marshall	2-9	1-5	
1980	Marshall	2-8-1	0-5-1	
1979	Marshall	1-10	0-6	
1978	Emory & Henry	2-7	2-2	

DEMON DEACON FOOTBALL

WAKE THE DEMONS

DEMON DEACON DEPTH CHART

Updated November 23, 2013



START CHART

Offense	2013	Strk	Car
Price (QB)	11	43	45
J. Harris (TB)	10	2	30
Campanaro (FL)	8	-	28
Souza (OG)*	11	17	25
Chase (OT)	9	1	15
Bishop (TE)	11	12	15
Intemann (OT)	11	15	15
Barnes (C)	1	1	12
Helms (C)	10	-	10
Ragland III (WR)	3	2	10
Ford (OG)	3	-	9
Terry (WR)	2	-	9
Hayworth (OG)	7	1	7
Reynolds (FL)	5	-	5
Crump (WR)	4	-	4
T. Harris (WR)	5	5	5
Williams (WR)	3	-	3
Goodwin (OT)	2	-	3
James (WR)	1	-	2
Martin (TB)	-	-	1
Gibson (TB)	1	-	1
J. T. Harris (OG)	1	-	1
Garside (FB)	1	1	1

* - made 3 starts on defense

Defense	2013	Strk	Car
Whitlock (NG)	11	18	44
Z. Thompson (DE)	10	1	8
Noel (CB)	11	11	31
Johnson (CB)	11	23	28
Jackson (OLB)	11	23	26
Marshall (FS)	8	-	25
Olson (ILB)	11	17	25
Redding (DE)	10	1	17
Chubb (ILB)	11	11	11
Janvion (SS)	11	11	11
Williams (OLB)	8	8	8
Donatell (OLB)	3	-	3
Harris (NG)	1	-	3
Wooding (FS)	3	3	3
Allen (OLB)	-	-	1
Ward (SS)	-	-	1

Specialists	2013	Strk	Car
Kinal (P)	11	23	23
Hedlund (PK)	11	16	16

Most Career Starts (Active)

Tanner Price (QB)	45
Nikita Whitlock (NG)	44
Zach Thompson (DE)	38
Merrill Noel (CB)	31
Josh Harris (RB)	30

Longest Streaks (Active)

Tanner Price (QB)	43
Kevin Johnson (CB)	23
Justin Jackson (OLB)	23
Alex Kinal (P)	23

OFFENSE

QB	10	Tanner Price	6-2	205	Sr.
	4	Tyler Cameron	6-3	220	R-Fr.
or	6	Patrick Thompson	6-2	210	R-Jr.
TB	25	Josh Harris	5-11	210	R-Sr.
	14	Dominique Gibson	5-10	205	R-Fr.
FB	43	Jordan Garside	5-10	235	R-Jr.
	44	Ben Emert	6-1	235	R-Jr.
WR	12	Tyree Harris	6-3	180	Fr.
	83	Jonathan Williams	6-4	180	R-Fr.
WR	26	Sherman Ragland III	6-2	195	R-So.
	87	Brad Idzik	6-1	200	R-Jr.
WR	5	Orville Reynolds	5-9	185	Jr.
	88	Jared Crump	6-3	190	R-Fr.
TE	89	Spencer Bishop	6-2	240	R-Sr.
	45	Zach Gordon	6-5	245	R-Fr.
LT	73	Steven Chase	6-6	315	R-Sr.
or	71	Hunter Goodwin	6-6	300	R-So.
LG	78	Ty Hayworth	6-4	310	R-Fr.
	59	Antonio Ford	6-4	310	R-Jr.
C	60	Whit Barnes	6-3	300	R-Sr.
or	51	Cory Helms	6-4	290	Fr.
RG	75	Frank Souza	6-4	310	R-Sr.
or	65	Josh T. Harris	6-4	290	Fr.
RT	63	Dylan Intemann	6-5	310	R-So.
	71	Hunter Goodwin	6-6	300	R-So.

DEFENSE

LOU	30	Hunter Williams	6-0	230	R-So.
	94	Desmond Floyd	6-5	255	R-So.
DE	98	Zach Thompson	6-5	265	R-Sr.
	36	Taylor Harris	6-4	285	So.
NG	50	Nikita Whitlock	5-11	250	R-Sr.
	99	James Looney	6-3	275	Fr.
DE	90	Kristopher Redding	6-4	275	R-Sr.
	58	Josh Banks	6-4	250	R-Fr.
ROB	39	Justin Jackson	6-1	230	R-Sr.
	49	Lance Virgile	6-2	220	Fr.
MLB	48	Brandon Chubb	6-1	240	R-So.
	28	Teddy Matthews	6-3	225	R-Fr.
WLB	41	Mike Olson	6-3	230	R-Sr.
	40	Marquel Lee	6-3	215	Fr.
CB	7	Merrill Noel	5-10	180	R-Jr.
	15	Allen Ramsey II	6-0	190	R-So.
FS	11	Anthony Wooding Jr.	6-2	185	Jr.
	23	James Ward	5-10	170	So.
SS	22	Ryan Janvion	5-11	190	R-Fr.
	26	Thomas Brown	6-3	215	Fr.
CB	9	Kevin Johnson	6-1	175	R-Jr.
	25	Brad Watson	6-0	170	Fr.

SPECIALISTS

PK	27	Chad Hedlund	6-1	185	R-So.
	18	Mike Weaver	6-1	180	Fr.
KO	27	Chad Hedlund	6-1	185	R-So.
	35	Graham Gilliam	6-4	190	Fr.
P	38	Alexander Kinal	6-4	210	R-So.
	18	Mike Weaver	6-1	180	Fr.
H	38	Alexander Kinal	6-4	210	R-So.
	4	Tyler Cameron	6-3	220	R-Fr.
LS	52	Logan Feimster	6-5	245	R-Jr.
	60	Whit Barnes	6-3	300	R-Sr.
PR	88	Jared Crump	6-3	190	R-Fr.
	9	Kevin Johnson	6-1	175	R-Jr.
KR	25	Josh Harris	5-11	210	R-Sr.
	12	Tyree Harris	6-2	180	Fr.

DEMON DEACON FOOTBALL

WAKE THE DEMONS

WAKE FOREST NUMERICAL ROSTER

No.	Name	Pos.	Ht.	Wt.	Yr.	Hometown	High School
2	Matt James	WR	6-5	220	R-Jr.	Raleigh, NC	Sanderson
3	Michael Campanaro	FL	5-11	190	R-Sr.	Clarksville, MD	River Hill
4	Tyler Cameron	QB	6-3	220	R-Fr.	Jupiter, FL	Jupiter
5	Orville Reynolds	FL	5-9	185	Jr.	Coral Springs, FL	Stoneman Douglas
6	Patrick Thompson	QB	6-2	210	R-Jr.	Ashburn, VA	Stone Bridge
7	Merrill Noel	CB	5-10	180	R-Jr.	Pahokee, FL	Pahokee
7	Maddox Stamey	FL	6-2	180	R-Fr.	Rutherfordton, NC	East Rutherford
8	Kevin Sousa	WR	6-3	230	R-So.	Orlando, FL	Lake Nona
9	Kevin Johnson	CB	6-1	175	R-Jr.	Clarksville, MD	River Hill
9	Michael Radford	QB	6-3	215	Fr.	Ashburn, VA	Briar Woods
10	Tanner Price	QB	6-2	205	Sr.	Austin, TX	Westlake
11	Airyn Willis	WR	6-2	185	R-So.	High Point, NC	Southwest Guilford
11	Anthony Wooding, Jr.	SS	6-2	185	Jr.	Folkston, GA	Air Force Academy)
12	Tyree Harris	WR	6-3	180	Fr.	Marietta, GA	Marietta
13	Jalen Latter	CB	6-0	185	Fr.	Charlotte, NC	Vance
14	Dominique Gibson	TB	5-10	205	R-Fr.	Belle Glade, FL	Glades Central
15	Allen Ramsey II	CB	6-0	190	R-So.	Fort Lauderdale, FL	Dillard
15	Brendan Wood	QB	6-2	185	Fr.	Mendham, NJ	Morris Catholic
17	Pat Long	QB	6-3	205	R-So.	Skillman, NJ	Lawrenceville School
17	A.J. Marshall	FS	6-0	195	Sr.	Durham, NC	Southern
18	John Armstrong	FL	5-9	165	Fr.	Orlando, FL	Olympia
18	Mike Weaver	P/PK	6-1	180	Fr.	Pine City, NY	Elmira Southside
20	Chuck Schlegel	CB	6-0	175	R-Jr.	Sunbury, PA	Shikellamy
20	Joshua Wilhite	TB	5-10	190	R-Fr.	Fresno, TX	Hightower
21	Josh M. Harris	CB	6-0	200	So.	Raeford, NC	SandHoke
21	Deandre Martin	TB	6-2	235	R-So.	Miami, FL	Hialeah-Miami Lakes
22	Ryan Janvion	SS	5-11	190	R-Fr.	Pembroke Pines, FL	Dade Christian
23	James Ward	SS	5-10	170	So.	DeLand, FL	DeLand
24	Josh Okonye	CB	6-0	185	Fr.	Sugar Land, TX	George Ranch
24	Dezmond Wortham	TB	6-0	205	Fr.	Frisco, TX	Hebron
25	Josh Harris	TB	5-11	210	R-Sr.	Duncanville, TX	Duncanville
25	Brad Watson	CB	6-0	170	Fr.	Round Rock, TX	Westwood
26	Thomas Brown	SS	6-3	215	Fr.	Evans, GA	Air Force Prep School
26	Sherman Ragland III	WR	6-2	195	R-So.	Durham, NC	Southern
27	Chad Hedlund	PK	6-1	185	R-So.	Argyle, TX	Argyle
28	Teddy Matthews	ILB	6-3	225	R-Fr.	West Palm Beach, FL	Royal Palm Beach
29	Deonte Davis	FS	5-10	170	Fr.	Snellville, GA	South Gwinnett
30	Hunter Williams	ILB	6-0	230	R-So.	Wake Forest, NC	Wake Forest-Rolesville
32	Charles Argenzio	FB	6-0	245	Fr.	Richmond, VA	Fork Union Military
32	Ford Howell	ILB	6-1	215	Fr.	Memphis, TN	University School
34	Wendell Dunn	OLB	6-3	210	Fr.	Miami, FL	Palmetto
35	Zachary Allen	OLB	6-2	240	R-Jr.	Pahokee, FL	Pahokee
35	Graham Gilliam	PK	6-4	190	Fr.	Owensboro, KY	Owensboro
36	Tylor Harris	DE	6-4	285	So.	Baton Rouge, LA	Episcopal
37	Kevis Jones	OLB	6-2	230	R-Fr.	Oakland Park, FL	Northeast
38	Alexander Kinal	P	6-4	210	R-So.	Adelaide, South Australia	St. Peter's
39	Justin Jackson	OLB	6-1	230	R-Sr.	Rockingham, NC	Richmond Senior
40	Marquel Lee	ILB	6-3	215	Fr.	Pomfret, MD	Westlake
41	Mike Olson	ILB	6-3	230	R-Sr.	Ashburn, VA	Stone Bridge
42	Julian Thomas-Jackson	OLB	6-4	210	Fr.	Dothan, AL	Dothan
43	Grant Dawson	LB	6-1	225	Fr.	Winston-Salem, NC	Reagan
43	Jordan Garside	FB	5-10	235	R-Jr.	Jacksonville, FL	The Bolles School
44	Ben Emert	FB	6-1	235	R-Jr.	Ball Ground, GA	West Forsyth
45	Zach Gordon	TE	6-5	245	R-Fr.	Carrollton, GA	Carrollton
45	Nicholas Karp	OLB	6-1	185	Fr.	Glastonbury, CT	Glastonbury
46	Steve Donatell	OLB	6-6	225	R-Fr.	Lone Tree, CO	Highlands Ranch
48	Brandon Chubb	ILB	6-1	240	R-So.	Marietta, GA	Hillgrove
49	Spencer Stone	TE	6-3	220	Fr.	Richmond, KY	Madison Southern
49	Lance Virgile	OLB	6-2	220	Fr.	Fort Lauderdale, FL	St. Thomas Aquinas
50	Nikita Whitlock	NG	5-11	250	R-Sr.	Wylie, TX	Wylie
51	Cory Helms	C	6-4	290	Fr.	Alpharetta, GA	Milton
52	Logan Feimster	LS	6-5	245	R-Jr.	Statesville, NC	Statesville
53	Duke Ejiofor	OLB	6-4	220	Fr.	Houston, TX	Alief Taylor



POSITIONAL BREAKDOWN

QUARTERBACKS (6)

4	T. Cameron	R-Fr.
6	P. Thompson	R-Jr.
9	M. Radford	Fr.
10	T. Price	Sr.
15	B. Wood	Fr.
17	P. Long	R-So.

TAILBACKS (5)

14	D. Gibson	R-Fr.
20	J. Wilhite	R-Fr.
21	D. Martin	R-So.
24	D. Wortham	Fr.
25	J. Harris	R-Sr.

FULLBACKS (3)

32	C. Argenzio	Fr.
43	J. Garside	R-Jr.
44	B. Emert	R-Jr.

TIGHT ENDS (7)

45	Z. Gordon	R-Fr.
49	S. Stone	Fr.
80	A. Rook	R-Fr.
81	D. Vogelsang	R-Jr.
84	B. O'Neil	Fr.
85	C. Serigne	Fr.
89	S. Bishop	R-Sr.

FLANKERS (5)

3	M. Campanaro	R-Sr.
5	O. Reynolds	Jr.
7	M. Stamey	R-Fr.
18	J. Armstrong	Fr.
87	B. Idzik	R-So.

WIDE RECEIVERS (9)

2	M. James	R-Jr.
8	K. Sousa	R-So.
11	A. Willis	R-So.
12	T. Harris	Fr.
26	S. Ragland III	R-So.
82	P.J. Howard IV	R-So.
83	J. Williams	R-Fr.
86	B. Terry	R-Jr.
88	J. Crump	R-Fr.

CENTERS (3)

51	C. Helms	Fr.
60	W. Barnes	R-Sr.
72	C. Preble	R-So.

OFFENSIVE TACKLES (10)

63	D. Intemann	R-So.
67	T. Chambers	Fr.
68	C. Summers	R-Jr.
71	H. Goodwin	R-So.
73	S. Chase	R-Sr.
74	N. Basford	R-Jr.
76	J. Suggs	R-Fr.
77	W. Smith	R-Fr.
78	T. Hayworth	R-Fr.
79	C. Gardner	Fr.

OFFENSIVE GUARDS (5)

59	A. Ford	R-Jr.
62	R. Althoff	Fr.
65	J. Harris	Fr.
66	R. Esposito	Fr.
75	F. Souza	R-Sr.

DEMON DEACON FOOTBALL

WAKE THE DEMONS



POSITIONAL BREAKDOWN

NOSE GUARDS (4)

50	N. Whitlock	R-Sr.
56	A. Hauser	Fr.
91	J. Garcia	R-Jr.
95	S. Lewinson	R-Fr.

DEFENSIVE ENDS (6)

36	T. Harris	So.
58	J. Banks	R-Fr.
90	K. Redding	R-Sr.
94	D. Floyd	R-Sr.
98	Z. Thompson	R-Sr.
99	J. Looney	Fr.

INSIDE LINEBACKERS (8)

28	T. Matthews	R-Fr.
30	H. Williams	R-So.
32	F. Howell	Fr.
40	M. Lee	Fr.
41	M. Olson	R-Sr.
43	G. Dawson	Fr.
48	B. Chubb	R-So.
54	B. Cherry	R-So.

OUTSIDE LINEBACKERS (10)

34	W. Dunn	Fr.
35	Z. Allen	R-Jr.
37	K. Jones	R-Fr.
39	J. Jackson	R-Sr.
42	J. Thomas-Jackson	Fr.
45	N. Karp	Fr.
46	S. Donatell	R-Fr.
49	L. Virgile	Fr.
53	D. Ejofor	Fr.
57	A. Lamot	Fr.

CORNERBACKS (8)

7	M. Noel	R-Jr.
9	K. Johnson	R-Jr.
13	J. Latter	Fr.
15	A. Ramsey II	R-So.
20	C. Schlegel	R-Jr.
21	J. Harris	R-So.
24	J. Okonye	Fr.
25	B. Watson	Fr.

FREE SAFETIES (3)

11	A. Wooding Jr.	Jr.
17	A.J. Marshall	Sr.
29	D. Davis	Fr.

STRONG SAFETIES (3)

22	R. Janvion	R-Fr.
23	J. Ward	So.
26	T. Brown	Fr.

PLACEKICKER (2)

18	M. Weaver	Fr.
27	C. Hedlund	R-So.
35	G. Gilliam	Fr.

PUNTER (1)

38	A. Kinal	R-So.
----	----------	-------

LONG SNAPPER (4)

52	L. Feimster	R-Jr.
55	B. Demuth	R-Fr.
61	R. Bauder	R-So.
64	C. Wilson	Fr.

No.	Name	Pos.	Ht.	Wt.	Yr.	Hometown	High School
54	Britt Cherry	ILB	6-1	225	R-So.	Apex, NC	Middle Creek
55	Brad Demuth	LS	6-0	190	R-Fr.	Nashville, NC	Nash Central
56	Andrew Hauser	NG	6-3	265	Fr.	Covina, CA	Charter Oak
57	Ali Lamot	OLB	6-2	200	Fr.	Mebane, NC	Eastern Alamance
58	Josh Banks	DE	6-4	250	R-Fr.	Cary, NC	Middle Creek
59	Antonio Ford	OG	6-4	310	R-Jr.	Pahokee, FL	Pahokee
60	Whit Barnes	C	6-3	300	R-Sr.	Rocky Mount, NC	Rocky Mount
61	Ryan Bauder	LS	6-2	235	R-So.	Fort Lauderdale, FL	Pine Crest
62	Reid Althoff	OG	6-4	240	Fr.	Sarasota, FL	Riverview
63	Dylan Intemann	OT	6-5	310	R-So.	Wake Forest, NC	Wake Forest-Rolesville
64	Chase Wilson	LS	6-2	220	Fr.	Mooresville, NC	Mooresville
65	Josh T. Harris	OG	6-4	290	Fr.	Milton, GA	Milton
66	Rocco Esposito	OG	6-5	265	Fr.	Coraopolis, PA	Sto-Rox
67	Taylor Chambers	OT	6-8	300	Fr.	Columbia, SC	Irmo
68	Colin Summers	OT	6-5	315	R-Jr.	Raleigh, NC	Broughton
71	Hunter Goodwin	OT	6-6	300	R-So.	Baltimore, MD	Gilman School
72	Cody Preble	C	6-5	280	R-So.	Lake Worth, FL	Park Vista
73	Steven Chase	OT	6-6	315	R-Sr.	Frederick, MD	Thomas Johnson
74	Neil Basford	OT	6-4	260	R-Jr.	Jacksonville, FL	Bishop Kenny
75	Frank Souza	OG	6-4	310	R-Sr.	Ponte Vedra, FL	Nease
76	Joel Suggs	OT	6-6	300	R-Fr.	Sophia, NC	Randleman
77	Will Smith	OT	6-5	300	R-Fr.	Charlotte, NC	Christchurch School (VA)
78	Tyler Hayworth	OT	6-4	310	R-Fr.	Kingsport, TN	Dobyns-Bennett
79	Cameron Gardner	OT	6-5	275	Fr.	Bailey, NC	Southern Nash
80	Anthony Rook	TE	6-4	250	R-Fr.	Greenville, NC	Rose
81	Daniel Vogelsang	TE	6-3	245	R-Jr.	Lexington, KY	Lexington Catholic
82	P.J. Howard IV	WR	6-1	185	R-So.	Portsmouth, VA	I.C. Norcom
83	Jonathan Williams	WR	6-4	180	R-Fr.	Atlanta, GA	Mays
84	Brendan O'Neil	TE	6-4	220	Fr.	Burlington, MA	Buckingham Browne & Nichols
85	Cam Serigne	TE	6-3	215	Fr.	Ashburn, VA	Briar Woods
86	Brandon Terry	WR	6-5	205	R-Jr.	Alpharetta, GA	Alpharetta
87	Brad Idzik	FL	6-1	200	R-Jr.	Mercer Island, WA	Mercer Island
88	Jared Crump	WR	6-3	190	R-Fr.	St. John's, FL	Bartram Trail
89	Spencer Bishop	TE	6-2	240	R-Sr.	Pinehurst, NC	Pinecrest
90	Kristopher Redding	DE	6-4	275	R-Sr.	Mableton, GA	Whitefield Academy
91	Johnny Garcia	NG	6-4	260	R-Jr.	Cape Coral, FL	Ida Baker
94	Desmond Floyd	DE	6-5	255	R-So.	Jonesville, SC	Union County
95	Shelddon Lewinson	NG	6-2	245	R-Fr.	Seffner, FL	Armwood
98	Zach Thompson	DE	6-5	265	R-Sr.	Ashburn, VA	Stone Bridge
99	James Looney	DE	6-3	275	Fr.	Lake Worth, FL	Lake Worth

WAKE FOREST FOOTBALL STAFF

Position	Name	Alma Mater	Years at Wake
Head Coach	Jim Grobe	Virginia, 1975	13th
Associate HC/Special Teams	Billy Mitchell	East Carolina, 1972	13th
Offensive Coordinator/RB, TE & FB ^	Steed Lobotzke	Air Force, 1992	13th
Co-Passing Game Coordinator/QB	Tom Elrod	Wake Forest, 1997	18th*
Defensive Coordinator/LB	Brian Knorr	Air Force, 1986	6th
Secondary ^	Derrick Jackson	Duke, 1993	2nd
Offensive Line	Jonathan Himebauch	Southern Cal, 1998	2nd
Recruiting Coord./DL ^	Ray McCartney	Guilford, 1980	13th
Inside Linebackers	Warren Belin	Wake Forest, 1990	5th*
Wide Receivers ^	Taylor Stubblefield	Purdue, 2005	1st
Assistant AD/Football	Bill Faircloth	Wake Forest, 1964	39th*
Graduate Assistant (Off.)	Ryan McManus	Wake Forest, 2009	7th*
Graduate Assistant (Off.)	Kevin Patterson	Wake Forest, 2009	7th*
Graduate Assistant (Def.)	Sam Swank	Wake Forest, 2008	7th*
Graduate Assistant (Def.) ^	Delon Lowe	Wake Forest, 2008	7th*
Video Coordinator	Allen Franklin	Georgia, 2002	12th
Video & Operations Assistant	Tristan Dorty	Wake Forest, 2012	7th*
Director of High School Relations ^	Greg Bailie	Ashland, 1974	3rd
Recruiting Assistant - Social Media ^	Zach Stone	Wake Forest, 2013	1st
Recruiting Assistant - Social Media	Josh Strickland	Wake Forest, 2013	5th*

^ seated in pressbox during games

* includes seasons as either a graduate assistant and/or student-athlete

DEMON DEACON FOOTBALL

WAKE THE DEMONS

2013 RESULTS & STATISTICS

2013 SEASON RESULTS (4-7, 2-6 ACC)

Date	Opponent	Score	Overall	ACC	Time	Attend
Aug. 29	PRESBYTERIAN	W, 31-7	1-0	0-0	3:03	26,202
Sept. 6	at Boston College*	L, 10-24	1-1	0-1	3:09	32,465
Sept. 14	ULM	L, 19-21	1-2	0-1	3:24	26,505
Sept. 21	at Army	W, 25-11	2-2	0-1	3:19	33,610
Sept. 28	at #3 Clemson*	L, 7-56	2-3	0-2	3:05	80,607
Oct. 5	NC STATE*	W, 28-13	3-3	1-2	3:27	30,642
Oct. 19	MARYLAND*	W, 34-10	4-3	2-2	3:16	27,807
Oct. 26	at #7 Miami*	L, 21-24	4-4	2-3	3:24	66,160
Nov. 2	at Syracuse*	L, 0-13	4-5	2-4	3:33	38,550
Nov. 9	#3 FLORIDA STATE*	L, 3-59	4-6	2-5	3:21	30,865
Nov. 23	#25 DUKE*	L, 21-28	4-7	2-6	3:08	28,463
Nov. 30	at Vanderbilt					

Home games in **BOLD CAPS**; *ACC game

DEFENSIVE STATISTICS

DEFENSE	GP	Solo	Ast	Total	TFL-Yds	Sacks	Int-Yds	BrUp	QBH	FR-Yds	FF	Blk	Saf
22 Janvion, R	11	50	31	81	2.5-4	.	1-1	.	.	1-0	.	.	.
48 Chubb, B	11	52	26	78	1.5-4	.	1-29	2
41 Olson, M	11	48	25	73	1.0-2	0.5-0	1-0	4	2	.	1	1	.
50 Whitlock, N	11	48	22	70	17.0-91	9.0-74	.	1	7	.	2	2	.
7 Noel, M	11	38	15	53	2.5-7	.	3-60	6	.	1-0	3	.	.
39 Jackson, J	11	32	20	52	4.5-16	1.0-9	.	2	3	1-2	.	.	.
9 Johnson, K	11	36	13	49	.	.	3-45	10	.	.	1	.	.
17 Marshall, AJ	8	31	11	42	4.0-6	.	1-9	1
98 Thompson, Z	10	24	16	40	11.0-51	5.0-35	.	2	4	.	1	.	.
30 Williams, H	10	17	18	35	2.5-7	0.5-1	.	.	2	2-0	.	.	.
11 Wooding, A	9	21	10	31	1.0-1	.	.	1
90 Redding, K	11	11	11	22	1
28 Matthews, T	11	13	6	19	1.0-9	1.0-9
40 Lee, M	10	4	9	13
58 Banks, J	10	9	4	13	2.0-9	1.0-8	.	3	2	1-0	1	.	.
15 Ramsey, A	9	5	7	12
2E Brown, T	10	8	3	11	1-59	.	.	.
36 Harris, Tylor	10	5	5	10	2.0-12	1.0-7
94 Floyd, D	10	6	4	10	2.0-6	1.0-5	.	3	1
2D Watson, B	11	7	2	9
29 Davis, D	9	6	2	8	.	.	.	1
37 Jones, K	8	4	3	7	1.5-10	1.0-7	1-6	1
13 Latter, J	11	.	3	3
99 Looney, J	6	.	3	3	0.5-2	0.5-2	.	.	.	1-0	.	.	.
46 Donatell, S	3	2	1	3	0.5-0	0.5-0
27 Hedlund, C	11	2	.	2
23 Ward, J	11	2	.	2
88 Crump, J	11	2	.	2
26 Ragland, S	7	1	.	1
10 Price, T	11	1	.	1
71 Goodwin, H	8	1	.	1
89 Bishop, S	11	.	1	1
91 Garcia, J	11	.	1	1
18 Armstrong, J	9	1	.	1
4 Cameron, T	3	1	.	1
Total.....	11	488	272	760	57-237	22-157	11-150	37	22	8-61	9	3	.
Opponents.....	11	443	200	643	72.0-319	23-182	13-154	32	24	9-23	9	.	1

SPECIAL TEAMS TACKLES

40 Lee, M.....8	28 Matthews, T...5	13 Latter, J.....2	37 Jones, K.....1
25 Watson, B.....6	29 Davis, D.....3	89 Bishop, S.....1	17 Marshall, AJ....1
11 Wooding, A.....6	94 Floyd, D.....3	88 Crump, J.....1	
26 Brown, T.....5	22 Janvion, R.....3	27 Hedlund, C.....1	
15 Ramsey, A.....5	48 Chubb, B.....2	39 Jackson, J.....1	

TEAM STATISTICS

	WF	OPP
SCORING	199	266
Points Per Game	18.1	24.2
FIRST DOWNS	184	209
Rushing	72	88
Passing	98	103
Penalty	14	18
RUSHING YARDAGE	1019	1586
Yards gained rushing	1328	1847
Yards lost rushing	309	261
Rushing Attempts	364	416
Average Per Rush	2.8	3.8
Average Per Game	92.6	144.2
TDs Rushing	9	12
PASSING YARDAGE	2204	2405
Comp-Att-Int	203-380-13	236-380-11
Average Per Pass	5.8	6.3
Average Per Catch	10.9	10.2
Average Per Game	200.4	218.6
TDs Passing	14	19
TOTAL OFFENSE	3223	3991
Total Plays	744	796
Average Per Play	4.3	5.0
Average Per Game	293.0	362.8
KICK RETURNS: #-Yards	20-351	34-794
PUNT RETURNS: #-Yards	20-122	18-151
INT RETURNS: #-Yards	11-150	13-154
KICK RETURN AVERAGE	17.5	23.4
PUNT RETURN AVERAGE	6.1	8.4
INT RETURN AVERAGE	13.6	11.8
FUMBLES-LOST	15-9	18-8
PENALTIES-Yards	68-571	56-443
Average Per Game	51.9	40.3
PUNTS-Yards	80-3213	64-2542
Average Per Punt	40.2	39.7
Net punt average	37.0	36.2
KICKOFFS-Yards	43-2664	54-3362
Average Per Kick	62.0	62.3
Net kick average	38.8	40.0
TIME OF POSSESSION/Game	30:24	29:36
3RD-DOWN Conversions	61/171	63/171
3rd-Down Pct	36%	37%
4TH-DOWN Conversions	9/11	7/17
4th-Down Pct	82%	41%
SACKS BY-Yards	22-157	23-182
MISC YARDS	0	0
TOUCHDOWNS SCORED	25	34
FIELD GOALS-ATTEMPTS	8-12	9-14
ON-SIDE KICKS	0-1	0-0
RED-ZONE SCORES	(21-26) 81%	(32-42) 76%
RED-ZONE TOUCHDOWNS	(16-26) 62%	(23-42) 55%
PAT-ATTEMPTS	(23-23) 100%	(33-34) 97%
ATTENDANCE	170484	251392
Games/Avg Per Game	6/28414	5/50278

SCORE BY QTRS. 1st 2nd 3rd 4th OT Total

Wake Forest	55	65	36	43	--	199
Opponents	68	89	81	28	--	266

DEMON DEACON FOOTBALL

WAKE THE DEMONS

2013 INDIVIDUAL STATISTICS

RUSHING	GP	Att	Gain	Loss	Net	Avg	TD	Long	Avg/G
Harris, J	11	118	471	36	435	3.7	4	28	39.5
Price, T	11	111	395	202	193	1.7	4	16	17.5
Gibson, D	11	51	154	28	126	2.5	0	18	11.5
Wilhite, J	8	22	86	11	75	3.4	1	21	9.4
Armstrong, J	9	14	70	0	70	5.0	0	14	7.8
Martin, D	7	16	54	2	52	3.2	0	15	7.4
Thompson, P	3	3	18	0	18	6.0	0	8	6.0
Reynolds, O	8	7	22	4	18	2.6	0	6	2.2
Cameron, T	3	9	30	14	16	1.8	0	9	5.3
Williams, J	10	2	13	0	13	6.5	0	12	1.3
Campanaro, M	8	4	10	0	10	2.5	0	4	1.2
Ragland, S	7	1	5	0	5	5.0	0	5	0.7
Latter, J	11	1	0	3	-3	-3.0	0	0	-0.3
TEAM	7	5	0	9	-9	-1.8	0	0	-1.3
Total.....	11	364	1328	309	1019	2.8	9	28	92.6
Opponents.....	11	416	1847	261	1586	3.8	12	67	144.2

PASSING	G	Effic	C-A	Int	Pct	Yds	TD	Lng	Avg/G
Price, T	11	112.56	190-346	9	54.9	2078	13	66	188.9
Cameron, T	3	33.92	7-24	3	29.2	85	0	20	28.3
Thompson, P	3	50.13	4-6	1	66.7	12	0	9	4.0
Campanaro, M	8	386.80	2-2	0	100.0	29	1	25	3.6
Martin, D	7	0.00	0-1	0	0.0	0	0	0	0.0
TEAM	7	0.00	0-1	0	0.0	0	0	0	0.0
Total.....	11	107.46	203-380	13	53.4	2204	14	66	200.4
Opponents.....	11	125.98	236-380	11	62.1	2405	19	75	218.6

RECEIVING	G	No.	Yds	Avg	TD	Long	Avg/G
Campanaro, M	8	67	803	12.0	6	66	100.4
Ragland, S	7	20	154	7.7	1	23	22.0
Harris, Tyree	7	19	197	10.4	0	56	28.1
Bishop, S	11	16	219	13.7	2	54	19.9
Crump, J	11	16	176	11.0	1	20	16.0
Williams, J	10	15	212	14.1	0	53	21.2
Harris, J	11	12	77	6.4	0	31	7.0
Reynolds, O	8	9	131	14.6	2	65	16.4
Gibson, D	11	8	87	10.9	1	44	7.9
Armstrong, J	9	6	42	7.0	0	20	4.7
James, M	4	4	39	9.8	0	13	9.8
Martin, D	7	4	8	2.0	0	10	1.1
Garside, J	11	3	17	5.7	0	6	1.5
Wilhite, J	8	2	30	15.0	0	16	3.8
Terry, B	8	1	8	8.0	0	8	1.0
Price, T	11	1	4	4.0	1	4	0.4
Total.....	11	203	2204	10.9	14	66	200.4
Opponents.....	11	236	2405	10.2	19	75	218.6

TOTAL OFFENSE	G	Plays	Rush	Pass	Total	Avg/G
Price, T	11	457	193	2078	2271	206.5
Harris, J	11	118	435	0	435	39.5
Gibson, D	11	51	126	0	126	11.5
Cameron, T	3	33	16	85	101	33.7
Wilhite, J	8	22	75	0	75	9.4
Armstrong, J	9	14	70	0	70	7.8
Martin, D	7	17	52	0	52	7.4
Campanaro, M	8	6	10	29	39	4.9
Thompson, P	3	9	18	12	30	10.0
Reynolds, O	8	7	18	0	18	2.2
Williams, J	10	2	13	0	13	1.3
Ragland, S	7	1	5	0	5	0.7
Latter, J	11	1	-3	0	-3	-0.3
TEAM	7	6	-9	0	-9	-1.3
Total.....	11	744	1019	2204	3223	293.0
Opponents.....	11	796	1586	2405	3991	362.8

PUNTING	No.	Yds	Avg	Long	TB	FC	I20	Blkd
Kinal, A	80	3213	40.2	54	5	33	21	0
Total.....	80	3213	40.2	54	5	33	21	0
Opponents.....	64	2542	39.7	66	5	15	18	1

KICKOFFS	No.	Yds	Avg	TB	OB	Retn	Net	YdLn
Hedlund, C	42	2604	62.0	8	0			
Kinal, A	1	60	60.0	0	0			
Total.....	43	2664	62.0	8	0	794	38.8	26
Opponents.....	54	3362	62.3	34	0	351	40.0	24

FIELD GOALS	FGM-A	Pct	1-19	20-29	30-39	40-49	50-99	Lg	Blk
Hedlund, C	8-12	66.7	0-0	3-4	4-5	0-1	1-2	51	0

SCORING	TD	FGs	Kick	Rush	Rcv	Pass	DXP	Saf	Points
Hedlund, C	0	8-12	23-23	0-0	0	0-0	0	0	47
Campanaro, M	6	0-0	0-0	0-0	0	0-0	0	0	36
Price, T	5	0-0	0-0	0-0	0	1-2	0	0	30
Harris, J	4	0-0	0-0	0-0	0	0-0	0	0	24
Reynolds, O	2	0-0	0-0	0-0	0	0-0	0	0	12
Bishop, S	2	0-0	0-0	0-0	0	0-0	0	0	12
Crump, J	1	0-0	0-0	0-0	0	0-0	0	0	6
Chubb, B	1	0-0	0-0	0-0	0	0-0	0	0	6
Wilhite, J	1	0-0	0-0	0-0	0	0-0	0	0	6
Ragland, S	1	0-0	0-0	0-0	0	0-0	0	0	6
Brown, T	1	0-0	0-0	0-0	0	0-0	0	0	6
Gibson, D	1	0-0	0-0	0-0	0	0-0	0	0	6
Williams, J	0	0-0	0-0	0-0	1	0-0	0	0	2
Total.....	25	8-12	23-23	0-0	1	1-2	0	0	199
Opponents.....	34	9-14	33-34	0-0	0	0-0	0	1	266

ALL PURPOSE	GP	Rush	Rec	PR	KOR	IR	Total	Avg/G
Campanaro, M	8	10	803	49	0	0	862	107.8
Harris, J	11	435	77	0	58	0	570	51.8
Armstrong, J	9	70	42	0	150	0	262	29.1
Harris, Tyree	7	0	197	0	32	0	229	32.7
Williams, J	10	13	212	0	0	0	225	22.5
Bishop, S	11	0	219	0	0	0	219	19.9
Reynolds, O	8	18	131	0	68	0	217	27.1
Crump, J	11	0	176	37	0	0	213	19.4
Gibson, D	11	126	87	0	0	0	213	19.4
Price, T	11	193	4	0	0	0	197	17.9
Ragland, S	7	5	154	0	0	0	159	22.7
Wilhite, J	8	75	30	0	18	0	123	15.4
Noel, M	11	0	0	0	0	60	60	5.5
Martin, D	7	52	8	0	0	0	60	8.6
Johnson, K	11	0	0	11	0	45	56	5.1
James, M	4	0	39	0	0	0	39	9.8
Chubb, B	11	0	0	0	0	29	29	2.6
Whitlock, N	11	0	0	25	0	0	25	2.3
Thompson, P	3	18	0	0	0	0	18	6.0
Garside, J	11	0	17	0	0	0	17	1.5
Cameron, T	3	16	0	0	0	0	16	5.3
Garcia, J	11	0	0	0	15	0	15	1.4
Basford, N	6	0	0	0	10	0	10	1.7
Marshall, AJ	8	0	0	0	0	9	9	1.1
Terry, B	8	0	8	0	0	0	8	1.0
Jones, K	8	0	0	0	0	6	6	0.8
Janvion, R	11	0	0	0	0	1	1	0.1
Latter, J	11	-3	0	0	0	0	-3	-0.3
TEAM	7	-9	0	0	0	0	-9	-1.3
Total.....	11	1019	2204	122	351	150	3846	349.6
Opponents.....	11	1586	2405	151	794	154	5090	462.7

PUNT RETURNS	No.	Yds	Avg	TD	Long
Campanaro, M	11	49	4.5	0	23
Crump, J	5	37	7.4	0	19
Johnson, K	3	11	3.7	0	11
Whitlock, N	1	25	25.0	0	0
Total.....	20	122	6.1	0	23
Opponents.....	18	151	8.4	0	27

KICK RETURNS	No.	Yds	Avg	TD	Long
Armstrong, J	8	150	18.8	0	24
Reynolds, O	3	68	22.7	0	43
Harris, J	3	58	19.3	0	21
Harris, Tyree	3	32	10.7	0	14
Garcia, J	1	15	15.0	0	15
Wilhite, J	1	18	18.0	0	18
Basford, N	1	10	10.0	0	10
Total.....	20	351	17.5	0	43
Opponents.....	34	794	23.4	1	97

INTERCEPTIONS	No.	Yds	Avg	TD	Long
Johnson, K	3	45	15.0	0	45
Noel, M	3	60	20.0	0	49
Jones, K	1	6	6.0	0	6
Janvion, R	1	1	1.0	0	1
Chubb, B	1	29	29.0	1	29
Marshall, AJ	1	9	9.0	0	9
Olson, M	1	0	0.0	0	0
Total.....	11	150	13.6	1	49
Opponents.....	13	154	11.8	1	56

FUMBLE RETURNS	No.	Yds	Avg	TD	Long
Brown, T	1	59	59.0	1	59
Jackson, J	1	2	2.0	0	2
Total.....	2	61	30.5	1	59
Opponents.....	1	23	23.0	1	23

DEMON DEACON FOOTBALL

WAKE THE DEMONS

2013 TEAM GAME-BY-GAME STATISTICS

	PC	BC	ULM	ARMY	CLEM	NCSU	MD	MIAMI	SYR	FSU	DUKE	VANDY
Total Offense	408 151	246 314	325 424	360 357	222 573	382 372	307 383	361 391	213 352	166 296	248 378	
Plays	80 43	69 60	63 104	62 73	61 83	71 75	62 74	71 68	72 76	65 73	67 67	
Rushing Yds.	189 102	55 191	15 109	228 271	60 166	114 115	47 39	59 200	40 183	103 89	124 121	
Passing Yds.	219 49	191 123	310 315	132 86	162 407	268 257	260 344	302 191	173 169	63 207	124 257	
Passes C-A-I	14-26-0 11-19-3	18-30-1 7-14-1	28-48-0 43-69-2	6-17-1 10-18-0	19-30-1 28-36-0	24-39-1 27-43-1	28-38-0 27-51-2	25-46-1 17-28-0	22-54-1 19-31-0	7-25-6 22-39-1	12-27-1 25-32-0	
Comp. Pct.	53.8 57.9	60.0 50.0	58.3 62.3	35.3 55.6	63.3 77.8	61.5 62.8	73.7 52.9	54.3 60.7	40.7 61.3	28.0 56.4	44.4 78.1	
1st Downs	25 2	16 17	15 26	18 18	15 27	23 21	16 22	21 20	12 17	8 19	16 20	
Field Goals	1-3 0-0	1-1 1-1	2-2 0-1	1-2 3-3	0-0 0-0	0-0 2-2	2-2 1-2	0-1 1-2	0-0 0-0	1-1 1-2	0-0 0-1	
Punting	5-36.4 7-36.6	7-44.1 7-34.1	9-38.2 6-35.7	4-36.8 5-39.6	10-40.5 5-43.2	6-36.3 5-37.2	6-42.0 3-44.3	5-40.6 4-44.2	12-41.2 11-40.2	9-41.0 6-38.8	7-38.4 5-41.4	
Time of Poss.	38:21 21:39	32:05 27:55	21:01 38:59	27:43 32:17	29:43 30:17	31:28 28:32	32:02 27:58	32:24 27:36	27:52 32:08	31:02 28:58	30:43 29:17	
3rd Downs	5-18 2-11	4-14 3-11	5-15 15-28	4-12 5-17	2-14 8-17	7-14 7-17	7-15 3-12	8-16 6-13	4-18 6-19	5-17 5-15	10-18 3-11	
Turnovers	2 6	3 1	1 2	2 2	2 0	1 2	0 3	1 0	1 0	7 1	2 1	
Penalties	4-35 6-43	5-44 0-0	5-33 4-24	9-86 8-45	4-30 4-40	8-52 8-74	4-50 4-40	6-58 6-46	7-65 7-56	10-100 5-40	6-33 4-35	
Punt Returns	3-3.7 0-0.0	5-6.4 1-6.0	1-(-8.0) 0-0.0	2-10.5 0-0.0	1-0.0 5-5.4	0-0.0 1-10.0	2-12.0 3-13.0	1-1.0 2-18.5	3-5.3 2-4.5	2-12.5 4-5.0	0-0.0 0-0.0	
Kickoff Returns	2-22.0 5-24.0	1-18.0 3-13.3	2-16.0 3-21.0	1-24.0 3-14.7	5-21.2 1-18.0	0-0.0 4-20.0	1-12.0 6-28.5	1-19.0 4-22.2	3-16.3 0-0.0	3-12.3 2-50.5	1-10.0 3-22.7	
Sacks By Defense	1-10 1-6	3-22 2-20	2-5 4-17	0-0 1-5	2-11 3-12	4-14 1-3	3-43 1-22	1-9 2-15	1-8 2-21	4-34 1-10	1-1 4-36	

Wake Forest totals on top; Opponents on bottom.

2013 STARTING LINEUPS

OFFENSE

	QB	TB	TE	WR/FB	WR	WR	LT	LG	C	RG	RT
PRESBYTERIAN	Price	Harris	Bishop	Terry	Williams	Reynolds	Goodwin	Ford	Helms	Souza	Internann
at Boston College	Price	Harris	Bishop	Terry	Williams	Campanaro	Chase	Ford	Helms	Souza	Internann
ULM	Price	Harris	Bishop	Reynolds	Williams	Campanaro	Chase	Ford	Helms	Souza	Internann
at Army	Price	Harris	Bishop	Reynolds	Armstrong	Campanaro	Chase	Hayworth	Helms	Souza	Internann
at Clemson	Price	Harris	Bishop	Reynolds	T. Harris	Campanaro	Chase	Hayworth	Helms	Souza	Internann
NC STATE	Price	Harris	Bishop	Reynolds	Ragland	Campanaro	Chase	Hayworth	Helms	Souza	Internann
MARYLAND	Price	Harris	Bishop	Crump	T. Harris	Campanaro	Chase	Hayworth	Helms	Souza	Internann
at Miami	Price	Harris	Bishop	Crump	T. Harris	Campanaro	Chase	Hayworth	Helms	Souza	Internann
at Syracuse	Price	Gibson	Bishop	Crump	James	Campanaro	Chase	Hayworth	Helms	Souza	Internann
FLORIDA STATE	Price	Harris	Bishop	Crump	T. Harris	Ragland	Goodwin	Harris	Helms	Souza	Internann
DUKE	Price	Harris	Bishop	Garside	T. Harris	Ragland	Chase	Hayworth	Barnes	Souza	Internann
at Vanderbilt											

DEFENSE

	OLB	DE	NG	DE	OLB	MLB	WLB	CB	FS	SS	CB
PRESBYTERIAN	Donatell	Thompson	Whitlock	Redding	Jackson	Chubb	Olson	Noel	Marshall	Janvion	Johnson
at Boston College	Donatell	Thompson	Whitlock	Redding	Jackson	Chubb	Olson	Noel	Marshall	Janvion	Johnson
ULM	Donatell	Thompson	Whitlock	Redding	Jackson	Chubb	Olson	Noel	Marshall	Janvion	Johnson
at Army	Williams	Thompson	Whitlock	Redding	Jackson	Chubb	Olson	Noel	Marshall	Janvion	Johnson
at Clemson	Williams	Thompson	Whitlock	Redding	Jackson	Chubb	Olson	Noel	Marshall	Janvion	Johnson
NC STATE	Williams	Thompson	Whitlock	Redding	Jackson	Chubb	Olson	Noel	Marshall	Janvion	Johnson
MARYLAND	Williams	Thompson	Whitlock	Redding	Jackson	Chubb	Olson	Noel	Marshall	Janvion	Johnson
at Miami	Williams	Thompson	Whitlock	Redding	Jackson	Chubb	Olson	Noel	Marshall	Janvion	Johnson
at Syracuse	Williams	Thompson	Whitlock	Redding	Jackson	Chubb	Olson	Noel	Wooding	Janvion	Johnson
FLORIDA STATE	Williams	Harris	Whitlock	Banks	Jackson	Chubb	Olson	Noel	Wooding	Janvion	Johnson
DUKE	Williams	Thompson	Whitlock	Redding	Jackson	Chubb	Olson	Noel	Wooding	Janvion	Johnson
at Vanderbilt											

DEMON DEACON FOOTBALL

WAKE THE DEMONS

2013 MISCELLANEOUS STATISTICS

WAKE FOREST BIG PLAYS (35+ YARDS)

Yards	Play	Opp	Qtr	Player(s)
66*	Pass	Army	2	Price to Campanaro
65*	Pass	ULM	1	Price to Reynolds
59*	Fumble Return	Duke	1	Brown
56	Pass	Miami	2	Price to T. Harris
54	Pass	NC State	2	Price to Bisho
53	Pass	Presbyterian	2	Price to Williams
49	Interception Return	Maryland	2	Noel
45	Interception Return	NC State	4	Johnson
44*	Pass	Miami	4	Price to Gibson
43	Pass	Boston College	4	Price to Williams
43	Kickoff Return	Clemson	3	Reynolds
42	Pass	Presbyterian	1	Price to Williams
39	Pass	Army	3	Price to Bishop
38	Pass	NC State	3	Price to Campanaro

* Play resulted in a touchdown.

OPPONENT BIG PLAYS (35+ YARDS)

Yards	Play	Opp	Qtr	Player(s)
97*	Kickoff Return	Florida State	4	Whitfield
75*	Pass	Clemson	1	Boyd to Howard
67	Rush	Syracuse	3	Gulley
66	Rush	Presbyterian	1	Rouse
64*	Pass	Clemson	1	Boyd to Watkins
58*	Pass	Duke	3	Boone to Crowder
56*	Pass	Maryland	3	Rowe to Jacobs
56*	Interception Return	Florida State	2	Andrews
51	Pass	Boston College	1	Rettig to Amidon
51	Rush	Army	2	Baggett
44	Pass	Miami	4	Morris to Coley
43	Pass	Syracuse	2	Hunt to West
40	Kickoff Return	Maryland	4	Likely
37	Kickoff Return	NC State	3	Alston
35	Kickoff Return	Presbyterian	2	Mayes
35	Kickoff Return	Maryland	3	Diggs
35*	Pass	Miami	2	Morris to Waters

* Play resulted in a touchdown.

THIRD DOWN ATTEMPTS BY DISTANCE

Yards	WFU	Pct.	Opp.	Pct.
1-2	17-27	63.0	29-36	80.6
3-4	16-28	57.1	11-31	35.5
5-9	19-63	30.2	18-66	27.3
10+	9-53	17.0	5-39	12.8
Total	61-171	35.7	63-172	36.6

FOURTH DOWN ATTEMPTS BY DISTANCE

Yards	WFU	Pct.	Opp.	Pct.
1-2	7-8	87.5	5-8	62.5
3-4	0-0	0.0	0-3	0.0
5-9	2-2	100.0	2-4	50.0
10+	0-1	0.0	0-2	0.0
Total	9-11	80.0	7-17	41.2

LONGEST CONVERSIONS

	Wake Forest	Opponent	Wake Forest	Opponent
vs. Presbyterian	3-3 (twice)	3-2 (4Q)	4-2 (twice)	None
at Boston College	3-9 (1Q)	3-6 (4Q)	4-1 (4Q)	None
vs. ULM	3-10 (2Q)	3-14 (2Q)	None	4-6 (4Q)
at Army	3-12 (4Q)	3-12 (3Q)	4-1 (2Q)	4-2 (4Q)
at Clemson	3-8 (1Q)	3-9 (1Q)	4-2 (4Q)	4-2 (3Q)
vs. NC State	3-4 (twice)	3-7 (twice)	None	None
vs. Maryland	3-11 (4Q)	3-7 (3Q)	None	4-5 (3Q)
at Miami	3-10 (twice)	3-7 (2Q)	4-5 (4Q)	None
at Syracuse	3-10 (2Q)	3-13 (2Q)	None	None
vs. Florida State	3-11 (4Q)	3-4 (1Q)	None	None
vs. Duke	3-8 (1Q)	3-6 (1Q)	4-1 (2Q)	None
at Vanderbilt				

WAKE FOREST SCORING DRIVES

Game	Qtr	Pts	Plays	Yds	TOP	How
Presbyterian	1	3	9	35	5:15	Hedlund 31-yard field goal
Presbyterian	2	7	5	34	2:06	Price to Bishop 20-yard pass
Presbyterian	2	7	5	64	2:36	Price 3-yard run
Presbyterian	4	7	1	21	0:08	Wilhite 21-yard run
Boston College	1	7	10	76	5:30	Price to Campanaro 30-yard pass
Boston College	4	3	14	66	6:37	Hedlund 26-yard field goal
ULM	1	7	4	80	1:27	Price to Reynolds 65-yard pass
ULM	2	3	10	37	3:53	Hedlund 38-yard field goal
ULM	4	6	11	97	1:55	Price to Reynolds 23-yard pass
Army	2	3	12	22	5:52	Hedlund 35-yard field goal
Army	2	7	2	77	0:33	Price to Campanaro 66-yard pass
Army	3	8	5	75	2:02	J. Harris 15-yard run (2pt: Price to Williams)
Army	4	7	9	62	4:38	J. Harris 6-yard run
Clemson	1	7	8	54	3:05	Price to Ragland 10-yard pass
NC State	1	7	13	80	5:52	Price 1-yard run
NC State	2	7	5	75	0:33	Price to Campanaro 10-yard pass
NC State	3	7	10	87	4:14	Price to Crump 3-yard pass
NC State	4	7	8	80	3:58	Price to Campanaro 27-yard pass
Maryland	1	7	5	36	2:25	J. Harris 1-yard run
Maryland	1	3	6	14	2:12	Hedlund 51-yard field goal
Maryland	2	7	3	18	1:12	Price 4-yard rn
Maryland	2	7	5	40	2:08	Campanaro to Price 4-yard pass
Maryland	3	7	9	88	4:47	Price to Campanaro 10-yard pass
Maryland	4	3	10	37	4:28	Hedlund 38-yard field goal
Miami	1	7	16	79	8:34	Harris 12-yard run
Miami	2	7	7	75	2:19	Price to Campanaro 9-yard pass
Miami	4	7	6	75	1:34	Price to Gibson 44-yard pass
Florida State	4	3	12	48	5:00	Hedlund 23-yard field goal
Duke	2	7	10	47	4:19	Price to Bishop 6-yard pass
Duke	3	7	9	75	4:10	Price 12-yard run

WAKE FOREST'S LONGEST PLAYS OF THE SEASON

Rushing: 28, Josh Harris vs. Maryland (Oct. 19)

Rushing Touchdown: 21, Joshua Wilhite vs. Presbyterian (Aug. 29)

Passing: 66, Tanner Price to Michael Campanaro at Army (Sept. 21)

Passing Touchdown: 66, Tanner Price to Michael Campanaro at Army (Sept. 21)

Punt Return: 23, Michael Campanaro vs. Maryland (Oct. 19)

Kick Return: 43, Orville Reynolds at Clemson (Sept. 28)

Interception Return: 49, Merrill Noel vs. Maryland (Oct. 19)

Fumble Return: 59, Thomas Brown vs. Duke (Nov. 23)

Punt: 54, Alexander Kinal at Boston College (Sept. 6)

Field Goal: 51, Chad Hedlund vs. Maryland (Oct. 19)

DEMON DEACON FOOTBALL

WAKE THE DEMONS

2013 PARTICIPATION CHART

No.	Name	GP/GS	PC	BC	ULM	ARMY	CLEM	NCSU	MD	MIAMI	SYR	FSU	DUKE	VANDY
3A	Argenzio, C	1/-	XXX
18	Armstrong, J	9/1	XXX	XXX	XXX	START	XXX	XXX	XXX	inj	XXX	XXX	inj	...
58	Banks, J	10/1	XXX	XXX	XXX	XXX	XXX	XXX	XXX	XXX	XXX	START	inj	...
60	Barnes, W	10/1	XXX	...	XXX	XXX	XXX	XXX	XXX	XXX	XXX	XXX	START	...
74	Basford, N	6/-	XXX	XXX	XXX	XXX	...	XXX	XXX
89	Bishop, S	11/11	START	START	START	START	START	START	START	START	START	START	START	...
2E	Brown, T	10/-	XXX	XXX	XXX	XXX	XXX	XXX	XXX	XXX	XXX	XXX	XXX	...
4	Cameron, T	3/-	XXX	XXX	XXX
3	Campanaro, M	8/8	inj	START	START	START	START	START	START	START	START	inj	inj	...
73	Chase, S	10/9	XXX	START	START	START	START	START	START	START	START	inj	START	...
54	Cherry, B	2/-	XXX	XXX
48	Chubb, B	11/11	START	START	START	START	START	START	START	START	START	START	START	...
88	Crump, J	11/4	XXX	XXX	XXX	XXX	XXX	XXX	START	START	START	START	START	...
29	Davis, D	9/-	XXX	XXX	XXX	XXX	XXX	XXX	XXX	XXX	XXX	inj	inj	...
46	Donatelli, S	3/3	START	START	START	inj	inj	inj	inj	inj	inj	inj	inj	...
44	Emert, B	10/-	XXX	XXX	XXX	XXX	XXX	XXX	XXX	XXX	XXX	...
52	Feimster, L	10/-	XXX	XXX	XXX	XXX	XXX	XXX	XXX	XXX	XXX	XXX	XXX	...
94	Floyd, D	10/-	...	XXX	XXX	XXX	XXX	XXX	XXX	XXX	XXX	XXX	XXX	...
59	Ford, A	10/3	START	START	START	...	XXX	XXX	XXX	XXX	XXX	XXX	XXX	...
91	Garcia, J	11/-	XXX	XXX	XXX	XXX	XXX	XXX	XXX	XXX	XXX	XXX	XXX	...
43	Garside, J	11/1	XXX	XXX	XXX	XXX	XXX	XXX	XXX	XXX	XXX	XXX	START	...
14	Gibson, D	11/1	XXX	XXX	XXX	XXX	XXX	XXX	XXX	XXX	START	XXX	XXX	...
71	Goodwin, H	8/2	START	XXX	XXX	...	XXX	XXX	XXX	START	XXX	...
45	Gordon, Z	11/-	XXX	XXX	XXX	XXX	XXX	XXX	XXX	XXX	XXX	XXX	XXX	...
25	Harris, J	11/10	START	START	START	START	START	START	START	START	XXX	START	START	...
65	Harris, J.T.	9/1	XXX	XXX	XXX	XXX	XXX	XXX	XXX	START	XXX	...
36	Harris, Tylor	10/1	XXX	...	XXX	XXX	START	XXX	XXX	XXX	XXX	START	XXX	...
12	Harris, Tyree	7/5	XXX	START	XXX	START	START	inj	START	START	...
78	Hayworth, T	9/7	inj	XXX	XXX	START	START	START	START	START	START	inj	START	...
27	Hedlund, C	11/-	XXX	XXX	XXX	XXX	XXX	XXX	XXX	XXX	XXX	XXX	XXX	...
51	Helms, C	11/10	START	START	START	START	START	START	START	START	START	START	XXX	...
82	Howard, PJ	7/-	XXX	XXX	XXX	XXX	XXX	XXX	XXX	...
87	Idzik, B	6/-	XXX	XXX	XXX	XXX	XXX	XXX	...
63	Intemann, D	11/11	START	START	START	START	START	START	START	START	START	START	START	...
39	Jackson, J	11/11	START	START	START	START	START	START	START	START	START	START	START	...
2	James, M	4/1	inj	inj	inj	inj	inj	inj	XXX	XXX	START	XXX	inj	...
22	Janvion, R	11/11	START	START	START	START	START	START	START	START	START	START	START	...
9	Johnson, K	11/11	START	START	START	START	START	START	START	START	START	START	START	...
37	Jones, K	8/-	XXX	XXX	XXX	XXX	XXX	XXX	XXX	XXX
38	Kinal, A	11/-	XXX	XXX	XXX	XXX	XXX	XXX	XXX	XXX	XXX	XXX	XXX	...
13	Latter, J	11/-	XXX	XXX	XXX	XXX	XXX	XXX	XXX	XXX	XXX	XXX	XXX	...
40	Lee, M	10/-	XXX	XXX	XXX	XXX	XXX	XXX	XXX	inj	XXX	XXX	XXX	...
95	Lewinson, S	2/-	XXX	XXX
99	Looney, J	6/-	XXX	...	XXX	...	XXX	XXX	XXX	XXX
17	Marshall, AJ	8/7	START	START	START	START	START	START	START	START	inj	inj	inj	...
21	Martin, D	7/1	XXX	XXX	...	XXX	XXX	XXX	...	XXX	XXX
28	Matthews, T	11/-	XXX	XXX	XXX	XXX	XXX	XXX	XXX	XXX	XXX	XXX	XXX	...
7	Noel, M	11/11	START	START	START	START	START	START	START	START	START	START	START	...
41	Olson, M	11/11	START	START	START	START	START	START	START	START	START	START	START	...
72	Preble, C	2/-	XXX	XXX
10	Price, T	11/11	START	START	START	START	START	START	START	START	START	START	START	...
26	Ragland, S	7/3	XXX	START	...	XXX	XXX	START	START	...
15	Ramsey, A	9/-	XXX	XXX	XXX	XXX	XXX	XXX	XXX	XXX	XXX	...
90	Redding, K	11/10	START	START	START	START	START	START	START	START	START	START	START	...
5	Reynolds, O	8/5	START	XXX	START	START	START	START	inj	inj	inj	XXX	XXX	...
80	Rook, A	1/-	XXX
77	Smith, W	4/-	XXX	XXX	XXX	XXX
8	Sousa, K	1/-	XXX	...
75	Souza, F	11/11	START	START	START	START	START	START	START	START	START	START	START	...
7A	Stamey, M	2/-	XXX	XXX	XXX
76	Suggs, J	9/-	XXX	XXX	XXX	XXX	XXX	XXX	XXX	XXX	...	XXX
86	Terry, B	8/2	START	START	XXX	inj	inj	XXX	XXX	XXX	XXX	XXX
6	Thompson, P	3/-	XXX	XXX	XXX
98	Thompson, Z	10/10	START	START	START	START	START	START	START	START	START	inj	START	...
81	Vogelsang, D	9/-	XXX	XXX	XXX	XXX	XXX	XXX	XXX	XXX	...	XXX	XXX	...
23	Ward, J	11/-	XXX	XXX	XXX	XXX	XXX	XXX	XXX	XXX	XXX	XXX	XXX	...
2D	Watson, B	11/-	XXX	XXX	XXX	XXX	XXX	XXX	XXX	XXX	XXX	XXX	XXX	...
50	Whitlock, N	11/11	START	START	START	START	START	START	START	START	START	START	START	...
20	Whitite, J	8/-	XXX	XXX	XXX	XXX	XXX	XXX	XXX	XXX
30	Williams, H	10/8	XXX	...	XXX	START	START	START	START	START	START	START	START	...
83	Williams, J	10/3	START	START	START	XXX	XXX	...	XXX	XXX	XXX	XXX	XXX	...
11	Wooding, A	9/3	XXX	XXX	XXX	XXX	XXX	XXX	START	START	START	...

Starters in all CAPS -- = did not play inj = missed game due to injury

DEMON DEACON FOOTBALL

WAKE THE DEMONS

2013 GAME RECAPS & BOX SCORES



GAME 1 WAKE FOREST 31, PRESBYTERIAN 7 AUGUST 29, 2013 BB&T FIELD (26,202)

WINSTON-SALEM, NC - Wake Forest opened the 2013 season with a performance not seen since 1944 by holding Presbyterian to just two first downs and defeating the Blue Hose 31-7 on Thursday night at BB&T Field.

Presbyterian (0-1) forced a three-and-out on the Demon Deacons' (1-0) first drive of the game and answered with a 66-yard run down to the Wake Forest four-yard line on its first play from scrimmage by Demarcus Rouse. The Blue

Hose punched it in three plays later on a one-yard pass by Tamyn Garrick to Kris Hurley, but the Deacs did not allow Presbyterian to move the chains again until the 14:22 mark of the fourth quarter.

The Wake Forest defense also forced six Presbyterian turnovers on the night. Brandon Chubb, Mike Olson and Kevin Johnson all intercepted a pass, and Chubb ran his back 29 yards for a touchdown. The Blue Hose also lost three fumbles, with Olson and Nikita Whitlock each forcing a fumble and Josh Banks, James Looney and Justin Jackson each recovering one.

In between Presbyterian first downs, redshirt freshman Jonathan Williams recorded more receiving yards than any other Demon Deacon in school history in their collegiate debut. Williams caught five passes for 143 yards, including a 53-yard reception, a 42-yard reception and a 33-yard reception.

Scoring	1	2	3	4	Total
Presbyterian	7	0	0	0	7
Wake Forest	3	14	7	7	31

1st Quarter

PC — Hurley 1 yrd pass from Garrick (Wilson kick), 11:18

WF — Hedlund 31 yrd field goal, 2:16

2nd Quarter

WF — Bishop 20 yrd pass from Price (Hedlund kick), 13:42

WF — Price 3 yrd run (Hedlund kick), 3:18

3rd Quarter

WF — Chubb 29 yrd interception return (Hedlund kick), 11:33

4th Quarter

WF — Wilhite 21 yrd run (Hedlund kick), 12:46

	PC	WF
FIRST DOWNS	2	25
RUSHES-YARDS (NET)	24-102	54-189
PASSING YDS (NET)	49	219
Passes Att-Comp-Int	19-11-3	26-14-0
TOTAL OFFENSE PLAYS-YARDS	43-151	80-408
Fumble Returns-Yards	0-0	1-2
Punt Returns-Yards	0-0	3-11
Kickoff Returns-Yards	5-120	2-44
Interception Returns-Yards	0-0	3-29
Punts (Number-Avg)	7-36.6	5-36.4
Fumbles-Lost	4-3	2-2
Penalties-Yards	6-43	4-35
Possession Time	21:39	38:21
Third-Down Conversions	2 of 11	5 of 18
Fourth-Down Conversions	0 of 0	3 of 3
Red-Zone Scores-Chances	1-1	3-6
Sacks By: Number-Yards	1-6	1-10

RUSHING: PC — Rouse 9-87; Mayes 5-17; Moreland 4-9; Team 1-minus 2; Garrick, T. 5-minus 9. WF — Armstrong 6-38; Price 14-31; Wilhite 3-30; Harris 11-29; Martin 5-21; Reynolds 3-17; Gibson 8-14; Thompson 2-13; TEAM 2-minus 4.

PASSING: PC — Garrick 9-15-3-36; Griffin 2-4-0-13. WF — Price 14-25-0-219; Cameron 0-1-0-0.

RECEIVING: PC — Williams 3-15; McKie 2-12; Antigha 2-12; Gilkey 1-7; Hallums 1-4; Hurley, 1-1; Rouse 1-minus 2. WF — Williams 5-143; Reynolds 5-30; Crump 3-26; Bishop 1-20.



GAME 2 BOSTON COLLEGE 24, WAKE FOREST 10 SEPTEMBER 6, 2013 ALUMNI STADIUM (32,465)

CHESTNUT HILL, Mass. - Two early Wake Forest turnovers setup Boston College with prime field position and the Eagles took full advantage, using the momentum to hold off the Demon Deacons 24-10 at Alumni Stadium.

The loss evens the Deacs record at 1-1 while BC improves to 2-0 on the year.

The Deacon defense was able to limit BC senior quarterback Chase Rettig to just 7-of-14 for 123 yards but they didn't have an answer for running back Andre Williams. Williams carried the ball 35 times for a career-high 204 yards and one touchdown.

Wake Forest quarterback Tanner Price finished the game 18-of-30 for 191 yards and one touchdown. Senior Michael Campanaro was the Deacs' leading receiver on the night with five catches for 86 yards and a touchdown.

Defensively, four Demon Deacons finished with a team-high seven tackles. Senior Nikita Whitlock was one of those four players as he also finished with three tackles for loss, including a pair of sacks. That was the first multi-sack game of his career. Merrill Noel, Ryan Janvin and A.J. Marshall also had seven tackles on the night.

Junior defensive back Kevin Johnson finished the night with three tackles and his fifth-career interception. Johnson has now had an interception in each of the first two games.

The Deacons had 246 yards of total offense on the night compared to 314 yards for the Eagles.

Scoring	1	2	3	4	Total
Wake Forest	7	0	0	3	10
Boston College	10	7	7	0	24

1st Quarter

BC — Amidon 26 yrd pass from Rettig (Freese kick), 13:37

WF — Campanaro 30 yrd pass from Price (Hedlund kick), 2:48

BC — Freese 33 yrd field goal, 0:48

2nd Quarter

BC — Evans 22 yrd pass from Rettig (Freese kick), 14:55

3rd Quarter

BC — Williams 2 yrd run (Freese kick), 1:54

4th Quarter

WF — Hedlund 26 yrd field goal (Hedlund kick), 10:17

	WF	BC
FIRST DOWNS	16	17
RUSHES-YARDS (NET)	39-55	46-191
PASSING YDS (NET)	191	123
Passes Att-Comp-Int	30-18-1	14-7-1
TOTAL OFFENSE PLAYS-YARDS	69-246	60-314
Punt Returns-Yards	5-32	1-6
Kickoff Returns-Yards	1-18	3-40
Interception Returns-Yards	1-0	1-0
Punts (Number-Avg)	7-44.1	7-34.1
Fumbles-Lost	2-2	0-0
Penalties-Yards	5-44	0-0
Possession Time	32:05	27:55
Third-Down Conversions	4 of 14	3 of 11
Fourth-Down Conversions	1 of 2	0 of 0
Red-Zone Scores-Chances	1-2	2-2
Sacks By: Number-Yards	3-22	2-20

RUSHING: WF — Harris 10-18; Williams 2-13; Wilhite 5-11; Campanaro 4-10; Martin 5-8; Gibson 1-7; Reynolds 4-1; Price 8-minus 13. BC — Williams 35-204; Rouse 3-6; Team 2-minus 5; Rettig 6-minus 14.

PASSING: WF — Price 18-30-1-191. BC — Rettig 7-14-1-123

RECEIVING: WF — Campanaro 5-86; Williams 4-48; Crump 2-19; Bishop 2-18; Harris 2-3; Wilhite 1-16; Martin 1-1; Reynolds 1-0. BC — Amidon 5-93; Evans 1-22; Crimmins 1-8.

DEMON DEACON FOOTBALL

WAKE THE DEMONS

2013 GAME RECAPS & BOX SCORES



GAME 3 ULM 21, WAKE FOREST 19 SEPTEMBER 14, 2013 BB&T FIELD (26,505)

WINSTON-SALEM, NC - With Wake Forest trailing by eight, Orville Reynolds caught a 23-yard touchdown pass from Tanner Price with four seconds left in the game to cap a 97-yard drive, but the Demon Deacons were unable to convert the two-point conversion and ULM held on for a 21-19 victory on Saturday afternoon at BB&T Field.

Price was 8-for-10 on the final drive of the game and accounted for all 97 yards through the air. Michael Campanaro caught four balls on the drive, and Reynolds and Jonathan Williams each caught two. The Warhawks recovered the ensuing onside kick and ran out the clock for the win.

Campanaro tied a career and ACC record by catching 16 passes. His 177 receiving yards also set a new career-high.

ULM's quarterback Kolton Browning went 43-for-68 through the air and threw for 315 yards and three touchdowns. His play was a key reason that the Warhawks maintained possession for nearly 39 minutes and converted 15-of-28 third downs. In total, ULM outgained Wake Forest 424 to 325 in total yards.

Price finished the game 28-for-47 for 310 yards and two touchdowns. Reynolds caught three passes for 101 yards and was the recipient of both touchdown passes, which were the first two of his career.

Scoring	1	2	3	4	Total
ULM	7	7	7	0	21
Wake Forest	7	6	0	6	19

1st Quarter

ULM - Scioneaux 1 yrd pass from Browning (Manton kick), 8:14

WF - Reynolds 65 yrd pass from Price (Hedlund kick), 5:16

2nd Quarter

WF - Hedlund 28 yrd field goal, 14:49

ULM - Jackson 5 yrd pass from Browning (Manton kick), 0:41

WF - Hedlund 38 yrd field goal, 0:00

3rd Quarter

ULM - Maye 9 yrd pass from Browning (Manton kick), 9:22

4th Quarter

WF - Reynolds 23 yrd pass from Price (Price pass failed), 0:04

	ULM	WF
FIRST DOWNS	26	15
RUSHES-YARDS (NET)	35-109	15-15
PASSING YDS (NET)	315	310
Passes Att-Comp-Int	69-43-2	48-28-0
TOTAL OFFENSE PLAYS-YARDS	104-424	63-325
Fumble Returns-Yards	0-0	0-0
Punt Returns-Yards	0-0	1-8
Kickoff Returns-Yards	3-63	2-32
Interception Returns-Yards	0-0	2-17
Punts (Number-Avg)	6-35.7	9-38.2
Fumbles-Lost	0-0	2-1
Penalties-Yards	4-24	5-33
Possession Time	38:59	21:01
Third-Down Conversions	15 of 28	5 of 15
Fourth-Down Conversions	2 of 3	0 of 0
Red-Zone Scores-Chances	3-5	1-1
Sacks By: Number-Yards	4-17	2-5

RUSHING: ULM - Edwards 17-61; Washington 1-22; Browning 9-19; McNeal 6-6; Jackson 1-5; TEAM 1-minus 4.. WF - Harris 4-8; Gibson 4-5; Price 7-2.

PASSING: ULM - Browning 43-68-2-315; Manton 0-1-0-0. WF - Price 28-47-0-310;

RECEIVING: ULM - Maye 11-78; Ceaser 10-84; Hamm 7-72; Jackson 5-43; Edwards 4-13; McNeal 3-13; Scioneaux 3-12.. WF - Campanaro 16-177; Williams 4-15; Reynolds 3-101; Harris 2-minus 2; Gibson 1-11; Bishop 1-6; Armstrong 1-2.



GAME 4 WAKE FOREST 25, ARMY 11 SEPTEMBER 21, 2013 MICHIE STADIUM (33,610)

WEST POINT, NY - Wake Forest turned the tables on Army, enjoying their best running output of the season in a 25-11 victory in West Point on Saturday.

Senior running back Josh Harris likes running against the Black Knights. He followed-up last season's 129-yard, two touchdown game with another solid effort on Saturday. The Duncanville, Texas native finished with 96 yards on 19 carries and a pair of touchdown runs. All three totals were

season-highs.

Fellow senior Tanner Price also had his best day on the ground, finishing with a career-high 66 yards on 11 carries. He also was 6-of-17 through the air for 132 yards and one touchdown. He is now tied for second in school history with 44 career touchdown passes.

The Demon Deacon defense, which has been the team's best unit this season, held Army to more than 40 yards under their season average for rushing yards. Senior nose guard Nikita Whitlock was the leader up front, making a career-high 14 tackles, including a career-high tying three tackles for loss. Mike Olson made double-digit tackles for the second-straight week and redshirt-freshman Hunter Williams finished with a career-high eight tackles and the first two fumble recoveries of his career.

Scoring	1	2	3	4	Total
Wake Forest	0	10	8	7	25
Army	2	3	6	0	11

1st Quarter

ARMY - Team safety, 3:14

2nd Quarter

WF - Hedlund 35 yrd field goal, 9:39

WF - Campanaro 66 yrd pass from Price (Hedlund kick), 1:28

ARMY - Grochowski 39 yrd field goal, 0:38

3rd Quarter

ARMY - Grochowski 32 yrd field goal, 10:05

ARMY - Grochowski 32 yrd field goal, 3:44

WF - Harris 15 yrd run (Williams pass from Price), 1:42

4th Quarter

WF - Harris 6 yrd run (Hedlund kick), 9:01

	WF	ARMY
FIRST DOWNS	18	18
RUSHES-YARDS (NET)	45-228	55-271
PASSING YDS (NET)	132	86
Passes Att-Comp-Int	17-6-1	18-10-0
TOTAL OFFENSE PLAYS-YARDS	62-360	73-357
Fumble Returns-Yards	0-0	0-0
Punt Returns-Yards	2-21	0-0
Kickoff Returns-Yards	1-24	3-44
Interception Returns-Yards	0-0	1-0
Punts (Number-Avg)	4-36.8	5-47.8
Fumbles-Lost	1-1	3-2
Penalties-Yards	9-86	8-45
Possession Time	27:43	32:17
Third-Down Conversions	4 of 12	5 of 17
Fourth-Down Conversions	1 of 1	1 of 2
Red-Zone Scores-Chances	3-4	3-4
Sacks By: Number-Yards	0-0	1-5

RUSHING: WF - Harris 19-96; Price 11-66; Gibson 10-41; Wilhite 2-19; Martin 2-5; Armstrong, 1-1. ARMY - Baggett 6-125; Santiago 16-60; Tippet 7-35; Turrentine 8-35; White 4-16; Giachinta 1-1; Fraser 1-0; Schurr 2-minus 1.

PASSING: WF - Price 6-17-1-132. ARMY - Santiago 4-9-0-19; White 5-6-0-45; TEAM 0-2-0-0; 1-1-0-22.

RECEIVING: WF - Campanaro 4-91; Bishop 1-39; Armstrong 1-2. ARMY - Moss 8-61; Baggett 1-22; Lawrence 1-3.

DEMON DEACON FOOTBALL

WAKE THE DEMONS

2013 GAME RECAPS & BOX SCORES



GAME 5 #3 CLEMSON 56, WAKE FOREST 7 SEPTEMBER 28, 2013 MEMORIAL STADIUM (80,607)

CLEMSON, S.C. - The No. 3-ranked team in the country lived up to its status as Clemson rolled to a 56-7 victory over Wake Forest Saturday afternoon at Memorial Stadium.

For the Deacs, senior quarterback Tanner Price was 14-of-22 for 125 yards and one touchdown. He is now second alone in school history with 45 career TD passes. Fellow senior Michael Campanaro hauled-in seven passes for 75 yards. He is also second in school history with 194 career

receptions.

Sophomore wide receiver Sherman Ragland III, playing in his first game this season, caught a 10-yard touchdown pass in the first quarter for his only catch of the game. That was the first touchdown of Ragland's career.

On the ground, backup quarterback Tyler Cameron led the Deacs with 21 yards on six carries. Deandre Martin and John Armstrong each finished the game with 18 yards.

Scoring	1	2	3	4	Total
Wake Forest	7	0	0	0	7
Clemson	21	14	14	7	56

1st Quarter

CU – Watkins 64 yrd pass from Boyd (Catanzaro kick), 14:14

CU – Brooks 10 yrd run (Catanzaro kick), 9:56

CU – Howard 75 yrd pass from Boyd (Catanzaro kick), 7:32

WF – Ragland 10 yrd pass from Price (Hedlund kick), 1:17

2nd Quarter

CU – Boyd 2 yrd run (Catanzaro kick), 4:57

CU – Williams 14 yrd pass from Boyd (Catanzaro kick), 0:29

3rd Quarter

CU – Davidson 1 yrd run (Catanzaro kick), 6:41

CU – Leggett 18 yrd pass from Stoudt (Catanzaro kick), 1:11

4th Quarter

CU – Davidson 1 yrd run (Lakip kick), 9:21

	WF	CU
FIRST DOWNS	15	27
RUSHES-YARDS (NET)	31-60	47-166
PASSING YDS (NET)	162	407
Passes Att-Comp-Int	30-19-1	36-28-0
TOTAL OFFENSE PLAYS-YARDS	61-222	83-573
Punt Returns-Yards	1-0	5-27
Kickoff Returns-Yards	5-106	1-18
Interception Returns-Yards	0-0	1-1
Punts (Number-Avg)	10-40.2	5-43.2
Fumbles-Lost	3-1	3-0
Penalties-Yards	4-30	4-40
Possession Time	29:43	30:17
Third-Down Conversions	2 of 14	8 of 17
Fourth-Down Conversions	1 of 1	3 of 4
Red-Zone Scores-Chances	1-1	6-6
Sacks By: Number-Yards	2-11	3-12

RUSHING: WF – Cameron, T 6-21; Martin, D 4-18; Armstrong, J 3-18; Harris, J 4-7; Thompson, P 1-5; Wilhite, J 5-1; Price, T 8-minus 10. WF – Boyd 17-69; Howard 7-34; Davidson 9-25; Brooks 5-24; McDowell 3-10; Kelly 2-3; H. Williams 2-2; Stoudt 1-0; TEAM 1-minus 1.

PASSING: WF – Price 14-22-0-125; Thompson 3-4-1-15; Cameron 2-4-0-22. CU – Boyd 17-24-0-311; Stoudt 10-11-0-90; Kelly 1-1-0-6.

RECEIVING: WF – Campanaro 7-75; Harris 4-31; Martin 2-5; Wilhite 1-14; Ragland 1-10; Armstrong 1-9; Harris 1-7; Garside 1-6; Crump 1-5. CU – Watkins 6-113; Humphries 5-67; Leggett 3-38; Rodriguez 3-10; Howard 2-86; Bryant 2-29; Hopper 2-18; Seckinger 1-16; Williams 1-14; Brooks 1-6; Forbush 1-6; Green 1-4.



GAME 6 WAKE FOREST 28, NC STATE 13 OCTOBER 5, 2013 BB&T FIELD (30,642)

WINSTON-SALEM, N.C. - Tanner Price threw for three touchdowns and ran for another to guide Wake Forest to a 28-13 victory over NC State on Saturday afternoon at BB&T Field.

Wake Forest got back to .500 on the year at 3-3 and is now 1-2 in the ACC, while NC State falls to 3-2 overall and remains winless in conference play at 0-2. It is the sixth-straight time that Demon Deacons defeated the Wolfpack

at home.

Price went 24-of-39 for 268 yards through the air to go along with his three touchdown passes. He also set career highs in rushing yards and rushing attempts, scampering for 82 yards and a touchdown on 18 carries. He now has 1,245 passing yards on the year and joins Riley Skinner as the only two quarterbacks in Wake Forest history to throw for at least 1,000 yards in each of their four seasons.

Michael Campanaro proved to be Price's favorite target once again, catching 12 passes for 153 yards and two touchdowns. Campanaro became just the second Deacon to ever catch more than 200-career passes. He currently sits at 206 receptions and is just 10 behind Desmond Clark for the school record.

Scoring	1	2	3	4	Total
NC State	0	10	2	0	13
Wake Forest	7	7	7	7	28

1st Quarter

WF – Price 1 yrd run (Hedlund kick), 2:14

2nd Quarter

ST – Sade 27 yrd field goal, 8:28

ST – Payton 11 yrd pass from Thomas (Sade kick), 0:39

WF – Campanaro 10 yrd pass from Price (Hedlund kick), 0:39

3rd Quarter

WF – Crump 3 yrd pass from Price (Hedlund kick), 7:25

ST – Sade 20 yrd field goal, 4:47

4th Quarter

WF – Campanaro 27 yrd pass from Price (Hedlund kick), 10:43

	ST	WF
FIRST DOWNS	21	23
RUSHES-YARDS (NET)	32-115	32-114
PASSING YDS (NET)	257	268
Passes Att-Comp-Int	43-27-2	39-24-1
TOTAL OFFENSE PLAYS-YARDS	75-372	71-382
Fumble Returns-Yards	0-0	0-0
Punt Returns-Yards	1-10	0-0
Kickoff Returns-Yards	4-80	0-0
Interception Returns-Yards	1-21	2-45
Punts (Number-Avg)	5-37.2	6-36.3
Fumbles-Lost	0-0	1-0
Penalties-Yards	8-74	8-52
Possession Time	28:32	31:28
Third-Down Conversions	7 of 17	7 of 14
Fourth-Down Conversions	0 of 1	0 of 0
Red-Zone Scores-Chances	3-3	3-3
Sacks By: Number-Yards	1-3	4-14

RUSHING: ST – Thomas 15-60; Thornton 11-32; Smith 1-13; Underwood 2-5; Shirreffs 1-4; Creevy 1-3; TEAM 1-minus 2. WF – Price 18-82; Armstrong 4-13; Harris 8-13; Wilhite 2-6.

PASSING: ST – Thomas 27-43-2-257 CU – Price, T 24-39-1-268.

RECEIVING: ST – Underwood 11-64; Payton 6-98; Ramos 2-25; Copeland 2-22; Grinnage 2-14; Cherry 1-19; Smith 1-7; Purvis 1-4; Thornton 1-4. WF – Campanaro 12-153; Ragland 4-23; Bishop 3-68; Harris 1-9; Harris 1-5; Armstrong 1-5; Crump 1-3; Martin 1-2.

DEMON DEACON FOOTBALL

WAKE THE DEMONS

2013 GAME RECAPS & BOX SCORES



GAME 7 WAKE FOREST 34, MARYLAND 10 OCTOBER 19, 2013 BB&T FIELD (27,807)

WINSTON-SALEM, N.C. - Michael Campanaro set the Wake Forest career receptions record and Tanner Price scored an unconventional hat trick with three touchdowns, three different ways, as Wake Forest cruised past Maryland 34-10 in the final ACC meeting between the two teams at BB&T Field.

Campanaro caught the 217th pass of his career in the waning minutes of the game, moving him past Desmond

Clark for first place on Wake Forest's all-time chart. Campanaro also moved into fifth place on the Wake Forest receiving yards chart in the game with 2,407 career yards.

The win was Jim Grobe's 77th as head coach of the Demon Deacons, moving him into a tie with legendary coach Peahead Walker as the winningest coach in program history.

Price had a unique night, becoming only the second ACC player since 2000 to record a passing, rushing and receiving touchdown in the same game.

Price ran for a four-yard touchdown in the second quarter and then was on the receiving end of a four-yard reverse pass by Michael Campanaro a few minutes later to give the Deacons (4-3, 2-2 ACC) a 24-3 halftime lead. The senior signal-caller completed the trifecta in the third quarter, throwing to Campanaro for a 10-yard touchdown.

Scoring	1	2	3	4	Total
Maryland	0	3	7	0	10
Wake Forest	10	14	7	3	56

1st Quarter

WF - Harris 1 yrd run (Hedlund kick), 10:37
CU - Hedlund 51 yrd field goal, 0:00

2nd Quarter

MD - Craddock 23 yrd field goal, 10:00
WF - Price 4 yrd run (Hedlund kick), 5:21
WF - Price 4 yrd pass from Campanaro (Hedlund kick), 1:21

3rd Quarter

MD - Jacobs 56 yrd pass from Rowe (Craddock kick), 7:47
WF - Campanaro 10 yrd pass from Price (Hedlund kick), 2:54

4th Quarter

WF - Hedlund 38 yrd field goal, 7:46

	MD	WF
FIRST DOWNS	22	16
RUSHES-YARDS (NET)	23-39	24-47
PASSING YDS (NET)	344	260
Passes Att-Comp-Int	51-27-2	38-28-0
TOTAL OFFENSE PLAYS-YARDS	74-383	62-307
Punt Returns-Yards	3-39	2-24
Kickoff Returns-Yards	6-171	1-12
Interception Returns-Yards	0-0	2-58
Punts (Number-Avg)	3-44.3	6-42.0
Fumbles-Lost	2-1	0-0
Penalties-Yards	4-40	4-50
Possession Time	27:58	32:02
Third-Down Conversions	3 of 12	7 of 15
Fourth-Down Conversions	1 of 4	0 of 0
Red-Zone Scores-Chances	1-4	4-4
Sacks By: Number-Yards	1-22	3-43

RUSHING: MD - Ross 8-39; Reid 5-32; Rowe 2-minus 1; Brown 8-minus 35; Veii 0-4. WF - Harris 9-47; Price 9-5; Gibson 4-0; TEAM 1-minus 2; Latter 1-minus 3.

PASSING: MD - Rowe 12-27-0-207; Brown 15-24-2-137. WF - Price 26-36-0-231; Campanaro 2-2-0-29.

RECEIVING: MD - Diggs 8-67; Etta 6-69; Long 4-43; L.Jacobs 3-78; Stinebaugh 2-58; King 1-15; Reid 1-9; B.Ross 1-6; Veii 1-minus 1. WF - Campanaro 11-122; Harris, T. 6-49; Crump 3-41; Bishop 3-33; Gibson 3-6; Harris, J. 1-5; Price 1-4.



GAME 8 #7 MIAMI 24, WAKE FOREST 21 OCTOBER 26, 2013 SUN LIFE STADIUM (66,160)

MIAMI GARDENS, Fla. - Wake Forest pushed No. 7 Miami to the wire, but the Hurricanes scored a touchdown with 53 seconds to play to escape with a 24-21 victory Saturday afternoon at Sun Life Stadium.

Wake Forest (4-4, 2-3 ACC) scored on a 44-yard reception by running back Dominique Gibson to take a 21-17 lead with 4:02 remaining in the game, but the Hurricanes (7-0, 3-0 ACC) answered back on the following drive, going 73

yards in 10 plays capped off by a Duke Johnson one-yard touchdown run.

The Deacons had led the Hurricanes for the entire game before the 'Canes went in front for the first time with 5:36 remaining. Josh Harris put the Deacs on the board in the first quarter on a 12-yard rushing touchdown, and Tanner Price hooked up with Michael Campanaro in the second quarter for a nine-yard touchdown.

Price finished 25-of-45 passing for 301 yards and two touchdowns. Ten of those completions were to Campanaro, who ended the day with 88 yards receiving. Tyree Harris led all Deacon receivers with a career-high 90 receiving yards before leaving the game with an injury.

Josh Harris led the Wake Forest rushers with 37 yards on 10 carries, going over 2,000 career yards in the game.

The Deacons took the opening kickoff and went 79 yards in 16 plays to take a 7-0 lead. Harris capped the drive with an 12-yard run. On the drive, the Deacons were 4-for-4 on 3rd down with passes to Tyree Harris and Campanaro.

Scoring	1	2	3	4	Total
Wake Forest	7	7	0	7	21
Miami	0	10	0	14	24

1st Quarter

WF - Harris 12 yrd run (Hedlund kick), 6:26

2nd Quarter

UM - Goudis 34 yrd field goal, 9:28
WF - Campanaro 9 yrd pass from Price (Hedlund kick), 7:09
UM - Waters 35 yrd pass from Morris (Goudis kick), 1:10

4th Quarter

UM - Johnson 4 yrd run (Goudis kick), 5:36
WF - Gibson 44 yrd pass from Price (Hedlund kick), 4:02
UM - Johnson 1 yrd run (Goudis kick), 0:53

	WF	UM
FIRST DOWNS	21	20
RUSHES-YARDS (NET)	25-59	40-200
PASSING YDS (NET)	302	191
Passes Att-Comp-Int	46-25-1	28-17-0
TOTAL OFFENSE PLAYS-YARDS	71-361	68-391
Fumble Returns-Yards	0-0	0-0
Punt Returns-Yards	1-1	2-37
Kickoff Returns-Yards	1-19	4-89
Interception Returns-Yards	0-0	1-6
Punts (Number-Avg)	5-40.6	4-44.2
Fumbles-Lost	0-0	0-0
Penalties-Yards	6-58	6-46
Possession Time	32:24	27:36
Third-Down Conversions	8 of 16	6 of 13
Fourth-Down Conversions	2 of 2	0 of 1
Red-Zone Scores-Chances	2-2	3-4
Sacks By: Number-Yards	1-9	2-15

RUSHING: WF - Harris 10-37; Price 13-12; Gibson 2-10. WF - Johnson 30-168; Crawford 7-35; Coley 1-7; TEAM 1-minus 1; Morris 1-minus 9.

PASSING: WF - Price 25-45-1-302; Martin 0-1-0-0. UM - Morris 17-28-0-191.

RECEIVING: WF - Campanaro 10-88; Harris 6-95; Crump 3-37; Gibson 2-49; Bishop 2-18; James 1-13; Williams 1-2. UM - Waters 4-47; Walford 4-33; Coley 2-52; Hurns 2-25; Cleveland 2-18; Lewis 2-9; Hagens 1-7.

DEMON DEACON FOOTBALL

WAKE THE DEMONS

2013 GAME RECAPS & BOX SCORES



GAME 9 SYRACUSE 13, WAKE FOREST 0 NOVEMBER 2, 2013 CARRIER DOME (38,550)

SYRACUSE, N.Y. - Unable to overcome the loss of star receiver Michael Campanaro to injury, Wake Forest fell to Syracuse 13-0 in a defensive battle Saturday at the Carrier Dome in Syracuse, N.Y.

Campanaro, who entered the game catching 42 percent of quarterback Tanner Price's passes this season, was knocked out of the game in the first quarter with a shoulder injury, and the Wake Forest offense struggled to adjust.

Price completed only 22-of-54 pass attempts as the Deacs were unable to move the ball on the Orange defense.

The two teams entered the locker room at halftime tied 0-0, but Syracuse finally put the first points on the board on a Terrel Hunt touchdown rush with 8:48 left in the third quarter, and it would be all the Orange would need.

The loss overshadowed a strong effort by the Wake Forest defense, which did all that it could to keep the Demon Deacons in the game. The Deacons stopped the Orange at the goal line on a fake field goal attempt in the second half and also blocked an extra point, courtesy of Nikita Whitlock.

Brandon Chubb led the Deacons with 11 tackles, and Justin Jackson chipped in 10 stops, including a sack. In addition to his blocked kick, Nikita Whitlock made eight tackles - one for loss.

Stepping into the void vacated by Campanaro, as well as receiving threats Tyree Harris and Orville Reynolds, who did not make the trip with injuries of their own, Sherman Ragland III led the Wake Forest offense with 10 catches for 91 yards, both career highs. Matt James made a career-high three catches for 26 yards.

Josh Harris spearheaded the rushing game, carrying nine times for 47 yards.

The injuries weren't limited to the offensive side of the ball. Starting defensive ends Zach Thompson and Kristopher Redding were also knocked out of the game, as was safety Deonte Davis.

Scoring	1	2	3	4	Total
Wake Forest	0	0	0	0	0
Syracuse	0	0	13	0	13

3rd Quarter

SU - Hunt 6 yrd run (Fisher kick), 8:58

SU - Etime 25 yrd pass from West (Fisher kick blocked), 6:06

	WF	SU
FIRST DOWNS	12	17
RUSHES-YARDS (NET)	18-40	45-183
PASSING YDS (NET)	173	169
Passes Att-Comp-Int	54-22-1	31-19-0
TOTAL OFFENSE PLAYS-YARDS	72-213	76-352
Fumble Returns-Yards	0-0	0-0
Punt Returns-Yards	3-16	2-9
Kickoff Returns-Yards	3-49	0-0
Interception Returns-Yards	0-0	1-0
Punts (Number-Avg)	12-41.2	11-40.2
Fumbles-Lost	2-0	1-0
Penalties-Yards	7-65	7-56
Possession Time	27:52	32:08
Third-Down Conversions	4 of 18	6 of 19
Fourth-Down Conversions	0 of 1	0 of 1
Red-Zone Scores-Chances	0-0	1-3
Sacks By: Number-Yards	1-8	2-21

RUSHING: WF - Harris 9-47; Gibson 4-7; TEAM 1-minus 2; Price 4-minus 12. SU - Gulley 13-85; Smith 17-62; Hunt 10-36; Loeb 1-2; Etime 1-1; Team 3-minus 3.

PASSING: WF - Price 22-54-1-173. SU - Hunt 18-30-0-144; Jarrod West 1-1-0-25.

RECEIVING: WF - Ragland 10-91; James 3-26; Campanaro 2-11; Crump 1-15; Terry 1-8; Garside 1-6; Gibson 1-5; Armstrong 1-4; Williams 1-4; Bishop 1-3. WF - Etime 9-62; Clark 3-19; West 2-58; Gulley 2-5; Parris 1-15; Wales 1-8; Smith 1-2.



GAME 10 #3 FLORIDA STATE 59, WAKE FOREST 3 NOVEMBER 9, 2013 BB&T FIELD (30,865)

WINSTON-SALEM, N.C. - No. 3 Florida State turned four early Wake Forest turnovers into 28 points to take control of the game en route to a 59-3 victory on Saturday at BB&T Field.

After grinding out a methodical 80-yard touchdown drive on their first possession, the Seminoles (9-0, 7-0 ACC) then took advantage of short fields thanks to four straight Wake Forest turnovers - three interceptions and a fumble -

to build what would be an insurmountable 35-0 lead.

In all, Wake Forest (4-6, 2-5 ACC) turned the ball over seven times, the most in a game since 1963, on six interceptions and a fumble lost.

Chad Hedlund notched Wake Forest's only points of the game in the fourth quarter, connecting on a 23-yard field goal.

Josh Harris led the Demon Deacons on the ground with 66 yards on 15 carries - his second-highest rushing total of the season. Dominique Gibson also carried the ball a career-high 15 times for 35 yards.

Scoring	1	2	3	4	Total
Florida State	21	21	10	7	59
Wake Forest	0	0	0	3	3

1st Quarter

FS - Wilder Jr. 5 yrd run (Aguayo kick), 7:15

FS - Freeman 1 yrd run (Aguayo kick), 6:25

FS - Benjamin 18 yrd pass from Winston (Aguayo kick), 2:10

2nd Quarter

FS - Andrews 56 yrd interception return (Aguayo kick), 14:15

FS - Ramsey 23 yrd fumble return (Aguayo kick), 13:56

FS - Abram 2 yrd pass from Winston (Aguayo kick), 0:11

3rd Quarter

FS - Williams 5 yrd run (Aguayo kick), 12:03

FS - Aguayo 42 yrd field goal, 8:24

4th Quarter

WF - Hedlund 23 yrd field goal, 9:07

FS - Whitfield 97 yrd kickoff return (Aguayo kick), 8:52

	FS	WF
FIRST DOWNS	19	8
RUSHES-YARDS (NET)	34-89	40-103
PASSING YDS (NET)	207	63
Passes Att-Comp-Int	39-22-1	25-7-6
TOTAL OFFENSE PLAYS-YARDS	73-296	65-166
Fumble Returns-Yards	1-23	0-0
Punt Returns-Yards	4-20	2-25
Kickoff Returns-Yards	2-101	3-37
Interception Returns-Yards	6-107	1-1
Punts (Number-Avg)	6-38.8	9-41.0
Fumbles-Lost	3-1	1-1
Penalties-Yards	5-40	10-100
Possession Time	28:58	31:02
Third-Down Conversions	5 of 15	5 of 17
Fourth-Down Conversions	0 of 1	0 of 0
Red-Zone Scores-Chances	6-6	1-1
Sacks By: Number-Yards	1-10	4-34

RUSHING: FS - Williams 12-49; Wilder 6-49; Freeman 6-11; Greene 1-9; Winston 3-4; Green 3-minus 2; Maguire 1-minus 7; Coker 2-minus 24. WF - Harris 15-66; Gibson 16-35; Wilhite 5-8; TEAM 1-minus 1; Cameron 3-minus 5.

PASSING: FS - Winston 17-28-1-159; Coker 4-9-0-37; Maguire 1-2-0-11. WF - Cameron 5-19-3-63; Price 1-4-3-3; Thompson 1-2-0-minus 3.

RECEIVING: FS - Greene 5-47; O'Leary 3-37; Williams 3-21; Green 2-24; Benjamin 2-23; Abram 2-18; Broxie 1-12; Wilson 1-11; Whitfield 1-11; Shaw 1-4; Freeman 1-minus 1. WF - Harris 3-14; Armstrong 1-20; Gibson 1-16; Crump 1-10; Ragland 1-3.

DEMON DEACON FOOTBALL

WAKE THE DEMONS

2013 GAME RECAPS & BOX SCORES



GAME 11

#25 DUKE 28, WAKE FOREST 21

NOVEMBER 23, 2013

BB&T FIELD (28,463)

WINSTON-SALEM, N.C. - Wake Forest went up 14-0 just 40 seconds into the second quarter, but No. 25 Duke came from behind to claim a 28-21 victory over the Demon Deacons on Saturday afternoon at BB&T Field.

The loss drops Wake Forest to 4-7 overall and 2-6 to finish up the ACC schedule. Duke improves to 9-2 on the season and 5-2 in conference play.

The Demon Deacon defense was the story early on in the game, forcing Duke into four three-and-outs and a causing a fumble on the Blue Devils' first five possessions. Wake Forest held Duke to just 58 yards of offense on those drives.

The Blue Devil fumble resulted in the first score of the game and put the Demon Deacons up 7-0. On 3rd-and-4 Issac Blakeney caught a pass and was battling for the first down, but Kevin Johnson forced a fumble and Thomas Brown scooped it up and took it 59 yards to the endzone for the touchdown with 5:02 left in the first quarter.

Brown's touchdown was the first for a Wake Forest true freshman since Tanner Price accomplished the feat in 2010.

Price was able to put the Deacs up 14-0 at the 14:20 mark of the second quarter when he connected on a six-yard touchdown pass to Spencer Bishop. The touchdown strike capped a 47-yard, 10-play drive for Wake Forest.

Scoring	1	2	3	4	Total
Duke	0	14	14	0	28
Wake Forest	7	7	7	0	21

1st Quarter

WF – Brown 59 yrd fumble recovery (Hedlund kick), 5:02

2nd Quarter

WF – Bishop 6 yrd pass from Price (Hedlund kick), 14:20

DU – Crowder 10 yrd pass from Boone (Martin kick), 7:09

DU - McCaffrey 4 yrd pass from Boone (Martin kick), 1:11

3rd Quarter

WF – Price 12 yrd run (Hedlund kick), 10:50

DU – Crowder 58 yrd pass from Boone (Martin kick), 9:52

DU – Connette 3 yrd run (Martin kick), 3:21

	DU	WF
FIRST DOWNS	20	16
RUSHES-YARDS (NET)	35-121	40-124
PASSING YDS (NET)	257	124
Passes Att-Comp-Int	32-25-0	27-12-1
TOTAL OFFENSE PLAYS-YARDS	67-378	67-248
Fumble Returns-Yards	0-0	1-59
Punt Returns-Yards	0-0	0-0
Kickoff Returns-Yards	3-68	1-10
Interception Returns-Yards	1-19	0-0
Punts (Number-Avg)	5-41.4	7-38.4
Fumbles-Lost	2-1	1-1
Penalties-Yards	4-35	6-33
Possession Time	29:17	30:43
Third-Down Conversions	3 of 11	10 of 18
Fourth-Down Conversions	0 of 0	1 of 1
Red-Zone Scores-Chances	3-4	2-2
Sacks By: Number-Yards	4-36	1-1

RUSHING: DU– Boone 7-57; Duncan 8-36; Powell 6-21; Crowder 1-9; Connette 4-4; Snead 5-2; TEAM 4-minus 8. WF – Harris 19-67; Price 18-45; Gibson 2-7; Ragland 1-5.

PASSING: DU – Boone 24-29-0-256; Connette 1-3-0-1. SU – Price 12-27-1-124.

RECEIVING: DU – Crowder 10-121; Barnes 3-33; Duncan 3-26; Deaver 2-34; McCaffrey 2-21; Powell 2-14; Braxton 2-5; Blakeney 1-3. WF – Ragland 4-27; Harris, J. 2-35; Harris, T. 2-23; Bishop 2-14; Crump 1-20; Garside 1-5.

DEMON DEACON FOOTBALL

WAKE THE DEMONS

THE LAST TIME...

A kickoff was returned for a touchdown:

WAKE: Kevin Marion vs. UNC, Oct. 27, 2007 (98 yds)
OPP: Kermit Whitfield, vs. Florida State, Nov. 9, 2013 (97 yds)

A punt was returned for a touchdown:

WAKE: Michael Campanaro, at Clemson, Nov. 12, 2011 (50 yds)
OPP: - Jonathan Krause vs. Vanderbilt, Nov. 24, 2012 (83 yds)

An interception was returned for a touchdown:

WAKE: Brandon Chubb, vs. Presbyterian, Aug. 29, 2013 (29 yds)
OPP: Nate Andrews, vs. Florida State, Nov. 9, 2013 (56 yds)

A fumble was recovered for a touchdown:

WAKE: Thomas Brown, vs. Duke, Nov. 23, 2013 (59 yds)
OPP: Jalen Ramsey, vs. Florida State, Nov. 9, 2013 (23 yds)

A safety was recorded:

WAKE: vs. Florida State, Oct. 8, 2011
OPP: at Army, Sept. 21, 2013

A shutout was recorded:

WAKE: Wake Forest 30, Florida State 0, Nov. 11, 2006
OPP: Syracuse 13, Wake Forest 0, Nov. 2, 2013

A tie game was played:

WAKE: Wake Forest 17, Rice 17, Sept. 30, 1989

An overtime game was played:

WAKE: Sept. 1, 2011 at Syracuse (Syracuse 36, Wake Forest 29, 1 OT)

A run went for 50+ yards:

WAKE: Josh Harris, vs. Army, Sept. 22, 2012 (63 yds)
OPP: Prince-Tyson Gulley, at Syracuse, Nov. 2, 2013 (67 yds)

A pass reception went for 50+ yards:

WAKE: Tanner Price to Tyree Harris (56 yds),
at Miami, Oct. 26, 2013
OPP: Anthony Boone to Jamison Crowder (58 yds),
vs. Duke, Nov. 23, 2013

An individual rushed for 100+ yards in a game:

WAKE: Josh Harris (129 yds) & Deandre Martin (117 yds), vs. Army, Sept. 22, 2012
OPP: Duke Johnson, at Miami, Oct. 26, 2013

An individual rushed for 200+ yards in a game:

WAKE: Josh Harris, at Virginia Tech, Oct. 16, 2010 (241 yds)
OPP: Andre Williams (204 yds), at Boston College, Sept. 6, 2013

Two teammates each rushed for 100+ yards in a game:

WAKE: vs. Army (Josh Harris 129, Deandre Martin 117), Sept. 22, 2012
OPP: vs. Army (Raymond Maples 140, Larry Dixon 112), Sept. 22, 2012

An individual passed for 300+ yards in a game:

WAKE: Tanner Price, at Miami, Oct. 26, 2013 (302 yds)
OPP: Tajh Boyd, at Clemson, Sept. 28, 2013 (311 yds)

An individual passed for 400+ yards in a game:

WAKE: Brian Kuklick vs. NC State, Nov. 7, 1998 (411 yds)
OPP: Tajh Boyd, vs. Clemson, Oct. 25, 2012 (428 yds)

An individual completed 20+ passes in a game:

WAKE: Tanner Price, at Syracuse, Nov. 2, 2013 (22)
OPP: Anthony Boone, vs. Duke, Nov. 23, 2013 (24)

An individual completed 30+ passes in a game:

WAKE: Tanner Price, vs. BC, Nov. 3, 2012 (39)
OPP: Kolton Browning, vs. ULM, Sept. 14, 2013 (43)

An individual completed 40+ passes in a game:

WAKE: Rusty LaRue vs. NC State, Nov. 18, 1995 (50)
OPP: Kolton Browning, vs. ULM, Sept. 14, 2013 (43)

An individual made 10+ receptions in a game:

WAKE: Sherman Ragland, at Syracuse, Nov. 2, 2013 (10)
OPP: Jamison Crowder, vs. Duke, Nov. 23, 2013 (10)

An individual had 100+ receiving yards in a game:

WAKE: Michael Campanaro, vs. Maryland, Oct. 19, 2013 (122)
OPP: Jamison Crowder, vs. Duke, Nov. 23, 2013 (121)

An individual had 200+ receiving yards in a game:

WAKE: John Henry Mills at Duke, Nov. 30, 1990, (230 yds)
OPP: Sammy Watkins, vs. Clemson, Oct. 25, 2012 (202 yds)

An individual scored three touchdowns in a game:

WAKE: Michael Campanaro, vs. BC, Nov. 3, 2012 (3)
OPP: Trent Steelman, vs. Army, Sept. 22, 2012 (3)

An individual scored four touchdowns in a game:

WAKE: Chris Barclay vs. East Carolina, Sept. 17, 2005 (4)
OPP: C. Brockington, Connecticut, Nov. 15, 2003 (4)

A 50-yard field goal was kicked:

WAKE: Chad Hedlund, vs. Maryland, Oct. 19, 2013 (51 yds)
OPP: Carey Spear, vs. Vanderbilt, Nov. 24, 2012 (50, 52 yds)

A team rushed for 200+ yards in a game:

WAKE: at Army, Sept. 21, 2013 (228 yds)
OPP: at Miami, Oct. 26, 2013 (200 yds)

A team rushed for 300+ yards in a game:

WAKE: vs. Presbyterian, Sept. 2, 2010 (415 yds)
OPP: vs. Army, Sept. 22, 2012 (429 yds)

A team rushed for 400+ yards in a game:

WAKE: vs. Presbyterian, Sept. 2, 2010 (415 yds)
OPP: vs. Army, Sept. 22, 2012 (429 yds)

A team rushed for 500+ yards in a game:

WAKE: vs. Tulsa, Oct. 16, 1971 (528 yds)
OPP: at Clemson, Oct. 31, 1981 (536 yds)

A team rushed for less than 100 yards in a game:

WAKE: at Syracuse, Nov. 2, 2013 (40 yds)
OPP: vs. Florida State, Nov. 9, 2013 (89 yds)

A team passed for 300+ yards in a game:

WAKE: at Miami, Oct. 26, 2013 (302 yds)
OPP: vs. Maryland, Oct. 19, 2013 (344 yds)

A team passed for 400+ yards in a game:

WAKE: vs. Miami, Oct. 31, 2009 (408 yds)
OPP: at Clemson, Sept. 28, 2013 (407 yds)

A team passed for less than 100 yards in a game:

WAKE: vs. Florida State, Nov. 9, 2013 (63 yds)
OPP: at Army, Sept. 21, 2013 (86 yds)

A team had 500 yards in total offense:

WAKE: vs. Army, Sept. 22, 2012 (517 yds)
OPP: at Clemson, Sept. 28, 2013 (573 yds)

A team had 600 yards in total offense:

WAKE: vs. North Carolina, Oct. 26, 1968 (632 yds)
OPP: at Florida State, Sept. 15, 2012 (612 yds)

A team had 700 yards in total offense:

WAKE: Never
OPP: at Florida State, Oct. 14, 1995 (749 yds)

A team had less than 300 yards in total offense:

WAKE: vs. Duke, Nov. 23, 2013 (248 yds)
OPP: vs. Florida State, Nov. 9, 2013 (296 yds)

A team had less than 200 yards in total offense:

WAKE: vs. Florida State, Nov. 9, 2013 (166 yds)
OPP: vs. Presbyterian, Aug. 29, 2013 (151 yds)

An individual kicked three field goals:

WAKE: Chad Hedlund, at Virginia, Oct. 20, 2012 (3)
OPP: Dan Grochowski, at Army, Sept. 21, 2013 (3)

An individual had 2+ interceptions:

WAKE: Josh Bush, vs. Notre Dame, Nov. 5, 2011 (2)
OPP: Nate Andrews, vs. Florida State, Nov. 9, 2013 (2)

A field goal was blocked:

WAKE: Mike Olson vs. ULM, Sept. 14, 2013
OPP: vs. Mississippi State, Dec. 30, 2011

A punt was blocked:

WAKE: Nikita Whitlock, at BC, Sept. 6, 2013
OPP: Andrew Williamson, vs. Vanderbilt, Nov. 24, 2012

A PAT was blocked:

WAKE: Nikita Whitlock, at Syracuse, Nov. 2, 2013
OPP: Jacobbi McDaniel, vs. Florida State, Oct. 8, 2011

A team scored a defensive PAT:

WAKE: vs. Presbyterian, Sept. 2, 2010
OPP: at North Carolina, Nov. 8, 2003

Multiple blocked kicks in the same game:

WAKE: C.J. Washington and Chris Givens each blocked punts at Vanderbilt, Nov. 27, 2010
OPP: at Maryland, two punts blocked, Oct. 30, 2010

A team did not punt in a game:

WAKE: Not since 1946
OPP: at Clemson, Oct. 31, 1981

A player scored a touchdown on his birthday:

WAKE: Josh Adams vs. Maryland, Sept. 22, 2007

DEMON DEACON FOOTBALL

WAKE THE DEMONS

2013 OPPONENTS' SCHEDULES & RESULTS

PRESBYTERIAN BLUE HOSE (3-8, 1-4 BIG SOUTH)

Aug. 29	at Wake Forest	L, 7-31
Sept. 7	BREVARD	W, 42-24
Sept. 14	at Furman	L, 20-21
Sept. 28	CHARLOTTE	L, 21-45
Oct. 5	at Wofford	L, 14-55
Oct. 19	VMI	W, 49-35
Oct. 26	POINT	W, 49-19
Nov. 2	CHARLESTON SOUTHERN	L, 16-27
Nov. 9	at Liberty	L, 14-35
Nov. 16	at Coastal Carolina	L, 13-46
Nov. 23	GARDNER-WEBB	L, 13-20

BOSTON COLLEGE EAGLES (7-4, 4-3 ACC)

Aug. 31	VILLANOVA	W, 24-14
Sept. 6	WAKE FOREST	W, 24-10
Sept. 14	at Southern Cal	L, 7-35
Sept. 28	FLORIDA STATE	L, 34-48
Oct. 5	ARMY	W, 48-27
Oct. 12	at Clemson	L, 14-24
Oct. 26	at North Carolina	L, 10-34
Nov. 2	VIRGINIA TECH	W, 34-27
Nov. 9	at New Mexico State	W, 48-34
Nov. 16	NC STATE	W, 38-21
Nov. 23	at Maryland	W, 29-26
Nov. 30	at Syracuse	3:30

ULM WARHAWKS (5-6, 3-3 SUN BELT)

Aug. 31	at Oklahoma	L, 0-34
Sept. 7	GRAMBLING STATE	W, 48-10
Sept. 14	at Wake Forest	W, 21-19
Sept. 21	at Baylor	L, 7-70
Sept. 28	TULANE	L, 14-31
Oct. 3	WESTERN KENTUCKY	L, 10-31
Oct. 12	at Texas State	W, 21-14
Oct. 26	GEORGIA STATE	W, 38-10
Oct. 31	at Troy	W, 49-37
Nov. 9	ARKANSAS STATE	L, 14-42
Nov. 23	at South Alabama	L, 14-36
Nov. 30	at UL-Lafayette	7:00

ARMY BLACK KNIGHTS (3-7)

Aug. 30	MORGAN STATE	W, 28-12
Sept. 7	at Ball State	L, 14-40
Sept. 14	STANFORD	L, 20-34
Sept. 21	WAKE FOREST	L, 11-25
Sept. 28	vs. Louisiana Tech	W, 35-16
Oct. 5	at Boston College	L, 27-48
Oct. 12	EASTERN MICHIGAN	W, 50-25
Oct. 19	at Temple	L, 14-33
Nov. 2	at Air Force	L, 28-42
Nov. 9	WESTERN KENTUCKY	L, 17-21
Nov. 30	at Hawaii	11:00
Dec. 14	vs. Navy	3:00

CLEMSON TIGERS (10-1, 7-1 ACC)

Aug. 31	GEORGIA	W, 38-35
Sept. 7	SC STATE	W, 52-13
Sept. 19	at NC State	W, 26-14
Sept. 28	WAKE FOREST	W, 56-7
Oct. 5	at Syracuse	W, 49-14
Oct. 12	BOSTON COLLEGE	W, 24-14
Oct. 19	FLORIDA STATE	L, 14-51
Oct. 26	at Maryland	W, 40-27
Nov. 2	at Virginia	W, 59-10
Nov. 14	GEORGIA TECH	W, 55-31
Nov. 23	CITADEL	W, 52-6
Nov. 30	at South Carolina	7:00

NC STATE WOLFPACK (3-8, 0-7 ACC)

Aug. 31	LOUISIANA TECH	W, 40-14
Sept. 7	RICHMOND	W, 23-21
Sept. 19	CLEMSON	L, 14-26
Sept. 28	CENTRAL MICHIGAN	W, 48-14
Oct. 5	at Wake Forest	L, 13-28
Oct. 12	SYRACUSE	L, 10-24
Oct. 26	at Florida State	L, 17-49
Nov. 2	NORTH CAROLINA	L, 19-27
Nov. 9	at Duke	L, 20-38
Nov. 16	at Boston College	L, 21-38
Nov. 23	EAST CAROLINA	L, 28-42
Nov. 30	MARYLAND	12:30

MARYLAND TERRAPINS (6-5, 2-5 ACC)

Aug. 31	FLORIDA INTERNATIONAL	W, 43-10
Sept. 7	OLD DOMINION	W, 47-10
Sept. 14	at Connecticut	W, 32-21
Sept. 21	WEST VIRGINIA	W, 37-0
Oct. 5	at Florida State	L, 0-63
Oct. 12	VIRGINIA	W, 27-26
Oct. 19	at Wake Forest	L, 10-34
Oct. 26	CLEMSON	L, 27-40
Nov. 9	SYRACUSE	L, 3-20
Nov. 16	at Virginia Tech	W, 27-24 (OT)
Nov. 23	BOSTON COLLEGE	L, 26-29
Nov. 30	at NC State	12:30

MIAMI HURRICANES (8-3, 4-3 ACC)

Aug. 30	FLORIDA ATLANTIC	W, 34-6
Sept. 7	FLORIDA	W, 21-16
Sept. 21	SAVANNAH STATE	W, 77-7
Sept. 28	at USF	W, 49-21
Oct. 5	GEORGIA TECH	W, 45-30
Oct. 17	at North Carolina	W, 27-23
Oct. 26	WAKE FOREST	W, 24-21
Nov. 2	at Florida State	L, 14-41
Nov. 9	VIRGINIA TECH	L, 24-42
Nov. 16	at Duke	L, 30-48
Nov. 23	VIRGINIA	W, 45-26
Nov. 29	at Pittsburgh	3:30

SYRACUSE ORANGE (5-6, 3-4 ACC)

Aug. 31	vs. Penn State	L, 17-23
Sept. 7	at Northwestern	L, 27-48
Sept. 14	WAGNER	W, 54-0
Sept. 21	TULANE	W, 52-17
Oct. 5	CLEMSON	L, 14-49
Oct. 12	at NC State	W, 24-10
Oct. 19	at Georgia Tech	L, 0-56
Nov. 2	WAKE FOREST	W, 13-0
Nov. 9	at Maryland	W, 20-3
Nov. 16	at Florida State	L, 3-59
Nov. 23	PITTSBURGH	L, 16-17
Nov. 30	BOSTON COLLEGE	3:30

FLORIDA STATE SEMINOLES (11-0, 8-0 ACC)

Sept. 2	at Pittsburgh	W, 41-13
Sept. 14	NEVADA	W, 62-7
Sept. 21	BETHUNE COOKMAN	W, 54-6
Sept. 28	at Boston College	W, 48-34
Oct. 5	MARYLAND	W, 63-0
Oct. 19	at Clemson	W, 51-14
Oct. 26	NC STATE	W, 49-17
Nov. 2	MIAMI	W, 41-14
Nov. 9	at Wake Forest	W, 59-3
Nov. 16	SYRACUSE	W, 59-3
Nov. 23	IDAHO	W, 80-14
Nov. 30	at Florida	12:00

DUKE BLUE DEVILS (9-2, 5-2 ACC)

Aug. 31	NC CENTRAL	W, 45-0
Sept. 7	at Memphis	W, 28-14
Sept. 14	GEORGIA TECH	L, 14-38
Sept. 21	PITTSBURGH	L, 55-58
Sept. 28	TROY	W, 38-31
Oct. 12	NAVY	W, 35-7
Oct. 19	at Virginia	W, 35-22
Oct. 26	at Virginia Tech	W, 13-10
Nov. 9	NC STATE	W, 38-20
Nov. 16	MIAMI	W, 48-30
Nov. 23	at Wake Forest	W, 28-21
Nov. 30	at North Carolina	12:00

VANDERBILT COMMODORES (7-4, 4-4 SEC)

Aug. 29	OLE MISS	L, 35-39
Sept. 7	AUSTIN PEAY	W, 38-3
Sept. 14	at South Carolina	L, 25-35
Sept. 21	at Massachusetts	W, 24-7
Sept. 28	UAB	W, 52-24
Oct. 5	MISSOURI	L, 28-51
Oct. 19	GEORGIA	W, 31-27
Oct. 26	at Texas A&M	L, 24-56
Nov. 9	at Florida	W, 34-17
Nov. 16	KENTUCKY	W, 22-6
Nov. 23	at Tennessee	W, 14-10
Nov. 30	WAKE FOREST	12:21

DEMON DEACON FOOTBALL

WAKE THE DEMONS

	PRESBYTERIAN AUGUST 29 BB&T FIELD W, 31-7 ESPN3.com	Wake Forest opened the season with a dominating 31-7 victory over Presbyterian. The Deacon defense held the Blue Hose to just two first downs on the night. Wide receiver Jonathan Williams led the Deacs with five catches for 143 yards. That was the receiving yards by a Demon Deacon in his first career game. Wake' defense also forced six turnovers with three interceptions and three fumble recoveries.
	AT BOSTON COLLEGE SEPTEMBER 6 ALUMNI STADIUM L, 10-24 ESPN2	Boston College took advantage of two Demon Deacon turnovers deep in their own end and pulled out a 24-10 victory. BC's Andrew Williams ran 35 times for a career-high 204 yards and one touchdown. Defensively for the Deacs, Kevin Johnson intercepted his second pass of the season while senior Nikita Whitlock finished with seven tackles, two sacks and the first blocked punt of his career.
	ULM SEPTEMBER 14 BB&T FIELD L, 19-21 RSN	Wake Forest's last minute comeback fell short as ULM held on for a 21-19 victory. The Deacs went 97 yards in 1:55 with no timeouts to pull within two points with just four seconds to play. But the two-point conversion failed. Senior Michael Campanaro matched his ACC single-game record with 16 catches in the game for a career-high 177 yards. Orville Reynolds finished with 101 yards receiving and his first two touchdowns.
	AT ARMY SEPTEMBER 21 MICHIE STADIUM W, 25-11 CBS Sports Network	After a slow start, the Demon Deacons got on track offensively and beat Army for the seventh-straight time 25-11. Senior running back Josh Harris finished with 96 yards and a pair of touchdowns. Michael Campanaro caught four passes for 91 yards, including a career-long 63-yard TD pass. The defense was stout all day, holding its first FBS opponent without a touchdown since 2008.
	AT CLEMSON SEPTEMBER 28 MEMORIAL STADIUM L, 7-56 ESPN	Clemson scored on each of its first three possessions and took control of the game, cruising to a 56-7 victory. Tajh Boyd threw for 311 yards and three TDs while also running for another. Tanner Price was 14-of-22 for 125 yards and a touchdown. Michael Campanaro finished with seven catches for 75 yards while Sherman Ragland III notched the first TD of his career in the first quarter.
	NC STATE OCTOBER 5 BB&T FIELD W, 28-13 RSN	The Demon Deacons made it six-straight wins at home over NC State with a 28-13 victory. Senior flanker Michael Campanaro caught 12 passes for 153 yards and two touchdowns en route to earning ACC Player of the Week honors. Quarterback Tanner Price also had a nice day with a career-high 82 yards on the ground and three TD passes. Kevin Johnson intercepted his third pass of the season to help seal the win.
	MARYLAND OCTOBER 19 BB&T FIELD W, 34-10 ESPN	Wide receiver Michael Campanaro broke the Wake Forest career receptions record with 11 catches in the 34-10 victory. Quarterback Tanner Price recorded a rare hat trick as he notched a passing, rushing and receiving touchdown. The Deacons forced three turnovers and never trailed in the game. Nose guard Nikita Whitlock had a pair of sacks and linebacker Brandon Chubb finished with a game-high eight tackles.
	AT MIAMI OCTOBER 26 SUN LIFE STADIUM L, 21-24 ESPN	The Demon Deacons were on the brink of one its best upset victories but Miami went 73 yards and scored with 53 seconds left to steal the victory. Quarterback Tanner Price threw for over 300 yards for just the fifth time in his career. Freshman wide out Tyree Harris had a career-high six catches for 95 yards. Michael Campanaro kept rolling with 10 grabs and one TD. South Florida native Ryan Janvion finished with a career-high 14 tackles.
	AT SYRACUSE NOVEMBER 2 CARRIER DOME L, 0-13 RSN	The Wake Forest defense played well but the offense never got on track as the Deacs were shutout for the first time this season. Senior flanker Michael Campanaro suffered a broken collarbone in the first quarter and didn't return. Sherman Ragland III caught a career-high 10 passes for a 91 yards. Defensively, linebacker Brandon Chubb made a career-high 11 stops and had a pair of pass breakups.
	FLORIDA STATE NOVEMBER 9 BB&T FIELD L, 3-59 ABC	Florida State took advantage of early Wake Forest turnovers and raced-out to a 42-0 halftime lead en route to a 59-3 victory. The Deacs had a total of seven turnovers in the game which led to 38 points. Nose guard Nikita Whitlock recorded a tackle for loss in his ninth game this season as he finished with five tackles and 1.5 sacks. Josh Harris was the leader on the ground with 66 yards on 15 carries.
	DUKE NOVEMBER 23 BB&T FIELD L, 21-28 ESPN2	The Demon Deacons scored the first 14 points of the game but Duke fought back and would pull-out a 28-21 victory to keep their dream season rolling. Senior Tanner Price ran for a score and also threw for a TD, marking the fourth time he did that this season. Freshman Thomas Brown scooped-up a fumble and raced 59 yards for his first-career touchdown.
	AT VANDERBILT NOVEMBER 30 VANDERBILT STADIUM 12:21 SEC TV	Wake Forest finishes the regular season for the fourth-straight year against Vanderbilt. The non-conference series between the two schools runs through the 2015 season. The Demon Deacons won three-straight games from 2008-10 but Vanderbilt has won each of the last two meetings. Wake pulled-out a 34-13 victory in the team's last meeting at Vanderbilt Stadium in 2011
	ACC CHAMPIONSHIP DECEMBER 7 CHARLOTTE, N.C. 8:00 ESPN	Now in its 10th year, the Dr. Pepper ACC Championship Game will be held for the fourth-straight season at Bank of America Stadium in Charlotte, N.C. The Championship was played in Jacksonville for three seasons before moving to Tampa Bay for 2008 and 2009. The game will kickoff at 8:00 p.m. and will be carried by ESPN. Wake Forest won the 2006 ACC Championship Game, defeating Georgia Tech 9-6.



ROSTER SUPERLATIVES

HEAVIEST

Steven Chase	315
Tyler Hayworth	310
Frank Souza	310
Dylan Intemann	310
Antonio Ford	310

TALLEST

Taylor Chambers	6-8
Steve Donatell	6-6
Hunter Goodwin	6-6
Joel Suggs	6-6
Steven Chase	6-6

LIGHTEST

John Armstrong	165
James Ward	170
Brad Watson	170
Deonte Davis	170
Kevin Johnson	175
Chuck Schlegel	175

SHORTEST

John Armstrong	5-9
Orville Reynolds	5-9
James Ward	5-10
Deonte Davis	5-10
Merrill Noel	5-10
Joshua Wilhite	5-10
Dominique Gibson	5-10
Jordan Garside	5-10

WAKE FOREST FOOTBALL ON TWITTER

Name	Account
Official Athletics	@DemonDeacons
Official Football	@WakeFB
Jim Grobe	@WF_Grobie
Warren Belin	@CoachB48
Tom Elrod	@CoachTElrod
Jonathan Himebauch	@COACH_HIMEY
Derrick Jackson	@Coach_Jackson
Brian Knorr	@Brian_Knorr
Steed Lobotzke	@CoachLoboWF
Ray McCartney	@Coach_Mac_WF
Billy Mitchell	@WakeCoachMitch
Taylor Stubblefield	@CoachStubbs
Official Hashtags	#GoDeacs #WakeTheDemons



DEMON DEACON FOOTBALL

WAKE THE DEMONS

JOSH BANKS

DEFENSIVE END

R-Fr. • 6-4 • 250 • RS
Cary, N.C.
Middle Creek



2013 — Registered one solo tackle and recovered one fumble with one pass broken up in his Demon Deacon debut against Prebyterian (Aug. 29) ... Recorded one solo tackle against Boston College (Sept. 6) ... Had two tackles including a sack against ULM (Sept. 14) while breaking up one pass and tallied a quarterback hurry ... Saw action against Army (Sept. 21) but did not record a stat ... Made one solo tackle at Clemson (Sept. 28) ... Broke up a pass and had two tackles in the win over NC State (Oct. 5) ... Had one tackle in the win over Maryland (Oct. 19) ... Recorded a quarterback hurry against Miami (Oct. 26) ... Made two solo tackles at Syracuse (Nov. 2) ... Forced a fumble and had 1.5 sacks against Florida State (Nov. 9) for a total of three tackles ... Did not play against Duke (Nov. 23).

BANKS' CAREER DEFENSIVE STATS

	G-GS	S-A-Tot	TFL-Yds	Sk-Yds	Int-Yds	PBU	FF-FR
2013	10-0	9-4-13	1.0-8	2.0-9	0-0	3	1-1
Career	10-0	9-4-13	1.0-8	2.0-9	0-0	3	0-1

BANKS' GAME-BY-GAME DEFENSIVE STATS

2013	Opp	S-A-Tot	TFL-Yds	Sk-Yds	Int-Yds	PBU	FF-FR
8/29	Presbyterian	1-0-1	0-0	0-0	0-0	1	0-1
9/6	at Boston Col.	1-0-1	0-0	0-0	0-0	0	0-0
9/14	ULM	1-1-2	0.5-1	0.5-1	0-0	1	0-0
9/21	at Army	0-0-0	0-0	0-0	0-0	0	0-0
9/28	at Clemson	1-0-1	0-0	0-0	0-0	0	0-0
10/5	NC State	1-1-2	0-0	0-0	0-0	1	0-0
10/19	Maryland	0-1-1	0-0	0-0	0-0	0	0-0
10/26	at Miami	0-0-0	0-0	0-0	0-0	0	0-0
11/2	at Syracuse	2-0-2	0-0	0-0	0-0	0	0-0
11/9	Florida State	2-1-3	0.5-7	1.5-8	0-0	0	1-0
11/23	Duke		-DNP-				

SPENCER BISHOP

TIGHT END

R-Sr. • 6-2 • 240 • 3VL
Pinehurst, N.C.
Pinecrest



2013 — Caught his first career touchdown pass in the win over Presbyterian (Aug. 29) ... Made two catches for 18 yards against Boston College (Sept. 6) ... Recorded one catch for six yards in the loss to ULM (Sept. 14) ... Had one catch for 39 yards in the win over Army (Sept. 21) ... Started against Clemson (Sept. 28) but did not record a stat ... Had three catches for 68 yards including a 54-yard catch against NC State (Oct. 5) ... Notched three catches for 33 yards against Maryland (Oct. 19) ... Recorded two catches for 18 yards in the loss to Miami (Oct. 26) ... Had one catch for three yards in the loss to Syracuse (Nov. 2) ... Started against Florida State (Nov. 9) but did not record a stat ... Caught two passes against Duke (Nov. 23) including a six-yard touchdown catch.

BISHOP'S CAREER RECEIVING STATS

	G-GS	Rec	Yds	Avg	TD	Lg/Opponent
2010	7-0	0	0	0.0	0	--
2011	13-0	0	0	0.0	0	--
2012	12-4	3	26	8.7	0	--
2013	11-11	16	219	13.7	2	20/Presbyterian
Career	43-15	19	245	11.2	2	20/Presbyterian

BISHOP'S GAME-BY-GAME RECEIVING STATS

2012	Opponent	Rec	Yds	Avg	TD	TD Yds
9/1	Liberty	0	0	0.0	0	-
9/8	UNC	0	0	0.0	0	-
9/15	at Fla. St.	0	0	0.0	0	-
9/22	Army	1	13	13.0	0	-
9/29	Duke	1	5	5.0	0	-
10/6	at Maryland	0	0	0.0	0	-
10/20	at Virginia	0	0	0.0	0	-
10/25	Clemson	1	8	8.0	0	-
11/3	Boston College	0	0	0.0	0	-
11/10	at NC State	0	0	0.0	0	-
11/17	at Notre Dame	0	0	0.0	0	-
11/24	Vanderbilt	0	0	0.0	0	-

2013	Opponent	Rec	Yds	Avg	TD	TD Yds
8/29	Presbyterian	1	20	20	1	20
9/6	Boston Col.	2	18	9.0	0	-
9/14	ULM	1	6	6.0	0	-
9/21	at Army	1	39	39.0	0	-
9/28	at Clemson	0	0	0.0	0	-
10/5	NC State	3	68	22.7	0	-
10/19	Maryland	3	33	11.0	0	-
10/26	at Miami	2	18	9.0	0	-
11/2	at Syracuse	1	3	3.0	0	-
11/9	Florida State	0	0	0.0	0	-
11/23	Duke	2	14	7.0	1	6

MICHAEL CAMPANARO

FLANKER

R-Sr. • 5-11 • 190 • 3VL
Clarksville, Md.
River Hill



2013 — Sat out the first game of the year against Presbyterian (Aug. 29) due to a hamstring injury ... Caught a 30-yard touchdown pass and tallied 86 yards off five catches against Boston College (Sept. 6) ... Tied a career-high and ACC record with 16 catches against ULM (Sept. 14) for 177 yards which set a career-best ... Had a career-long 66-yard touchdown catch against Army (Sept. 21) ... Recorded seven catches for 75 yards at Clemson (Sept. 28) ... Caught 12 passes for 153 yards with two touchdowns in the win over NC State (Oct. 5) ... Was named ACC Receiver of the Week on Oct. 7 for his efforts against the Wolfpack ... That was the third ACC weekly honor of his career ... Became the Wake Forest career reception leader with 11 catches against Maryland (Oct. 19) for a total of 122 yards with a touchdown ... Was also 2-for-2 passing against the Terps with a four-yard touchdown pass to Tanner Price ... Recorded a touchdown and caught 10 passes for 88 yards at Miami (Oct. 26) ... Tallied two catches for 11 yards against Syracuse (Nov. 2) before suffering a broken collarbone in the first quarter ... Did not play against Florida State (Nov. 9) ... Did not play against Duke (Nov. 23) due to injury.

CAMPANARO'S CAREER RUSHING STATS

	G-GS	Car	Yds	Avg	TD	Lg/Opponent
2010	11-1	29	123	4.2	1	22/Stanford
2011	12-11	2	23	11.5	0	18/Vanderbilt
2012	10-10	16	82	5.1	1	14/Army
2013	8-8	4	10	2.5	0	-
Career	42-30	51	238	4.7	2	22/Stanford

CAMPANARO'S CAREER RECEIVING STATS

	G-GS	Rec	Yds	Avg	TD	Lg/Opponent
2010	12-1	10	107	10.7	0	22/Navy
2011	12-11	73	833	11.4	2	41/at UNC
2012	10-10	79	763	9.7	6	41/Army
2013	8-8	67	803	12.0	6	66/Army
Career	42-30	229	2506	11.0	14	66/Army

CAMPANARO'S GAME-BY-GAME RUSHING STATS

2010	Opponent	Att	Yds	Avg	TD	TD Yds
9/2	Presbyterian	2	2	1.0	0	--
9/11	Duke	0	0	0.0	0	--
9/18	at Stanford	4	41	10.2	1	22
9/25	at Florida State	1	-4	-4.0	0	--
10/2	Ga. Tech	0	0	0.0	0	--
10/9	Navy	0	0	0.0	0	--
10/16	at Virginia Tech	1	12	12.0	0	--
10/30	at Maryland	0	0	0.0	0	--
11/6	Boston Col.	0	0	0.0	0	--
11/13	at NC State	19	67	3.5	0	--
11/20	Clemson	2	5	2.5	0	--
11/27	at Vanderbilt	0	0	0.0	0	--

2011	Opponent	Att	Yds	Avg	TD	TD Yds
9/1	at Syracuse	0	0	0.0	0	--
9/10	NC State	0	0	0.0	0	--
9/17	Gardner-Webb		-INJ-			
10/1	at Boston Col.	0	0	0.0	0	--
10/8	Florida State	0	0	0.0	0	--
10/15	Virginia Tech	0	0	0.0	0	--
10/22	at Duke	1	5	5.0	0	--
10/29	at UNC	0	0	0.0	0	--
11/5	Notre Dame	0	0	0.0	0	--
11/12	at Clemson	0	0	0.0	0	--
11/19	Maryland	0	0	0.0	0	--
11/26	Vanderbilt	1	18	18.0	0	--
12/30	Mississippi St.	0	0	0.0	0	--

2012	Opponent	Att	Yds	Avg	TD	TD Yds
9/1	Liberty	2	11	5.5	0	-
9/8	UNC	1	9	9	0	-
9/15	at Fla. St	1	3	3	0	-
9/22	Army	5	31	6.2	1	4
9/29	Duke	1	9	9	0	-
10/6	at Maryland		-INJ-			
10/20	at Virginia		-INJ-			
10/25	Clemson	2	12	6	0	-
11/3	Boston College	2	-6	-3.0	0	-
11/10	at NC State	0	0	0	0	-
11/17	at Notre Dame	0	0	0	0	-
11/24	Vanderbilt	2	12	6.5	0	-

2013	Opponent	Att	Yds	Avg	TD	TD Yds
8/29	Presbyterian		-INJ-			
9/6	at Boston Col.	4	10	2.5	0	-
9/14	ULM	0	0	0.0	0	-
9/21	at Army	0	0	0.0	0	-
9/28	at Clemson	0	0	0.0	0	-
10/5	NC State	0	0	0.0	0	-
10/19	Maryland	0	0	0.0	0	-

DEMON DEACON FOOTBALL

WAKE THE DEMONS

10/26	at Miami	0	0	0.0	0	-
11/2	at Syracuse	0	0	0.0	0	-
11/9	Florida State	-INJ-				
11/23	Duke	-INJ-				

CAMPANARO'S GAME-BY-GAME RECEIVING STATS

	Opponent	Rec	Yds	Avg	TD	TD Yds
9/2	Presbyterian	1	5	5.0	0	--
9/11	Duke	1	2	2.0	0	--
9/18	at Stanford	0	0	0.0	0	--
9/25	at Florida State	0	0	0.0	0	--
10/2	Ga. Tech	0	0	0.0	0	--
10/9	Navy	4	44	11.0	0	--
10/16	at Virginia Tech	0	0	0.0	0	--
10/30	at Maryland	3	38	12.7	0	--
11/6	Boston Col.	0	0	0.0	0	--
11/13	at NC State	1	18	18.0	0	--
11/20	Clemson	0	0	0.0	0	--
11/27	at Vanderbilt	0	0	0.0	0	--

	Opponent	Rec	Yds	Avg	TD	TD Yds
9/1	at Syracuse	7	79	11.2	1	16
9/10	NC State	5	93	18.6	1	31
9/17	Gardner-Webb	-INJ-				
10/1	at Boston Col.	4	31	7.8	0	--
10/8	Florida State	4	60	15.0	0	--
10/15	at Virginia Tech	5	37	7.4	0	--
10/22	at Duke	4	46	11.5	0	--
10/29	at UNC	6	88	14.7	0	--
11/5	Notre Dame	6	74	12.3	0	--
11/12	at Clemson	9	72	8.0	0	--
11/19	Maryland	7	80	11.4	0	--
11/26	Vanderbilt	6	45	7.5	0	--
12/30	Mississippi St.	10	128	12.8	0	--

	Opponent	Rec	Yds	Avg	TD	TD Yds
9/1	Liberty	9	96	10.7	1	31
9/8	UNC	13	164	12.6	0	-
9/15	at Fla. St.	2	8	4	0	-
9/22	Army	12	153	12.8	2	41, 7
9/29	Duke	2	8	4	0	-
10/6	at Maryland	-INJ-				
10/20	at Virginia	-INJ-				
10/25	Clemson	6	52	8.7	0	-
11/3	Boston College	16	123	7.7	3	5, 27, 16
11/10	at NC State	5	14	2.8	0	-
11/17	at Notre Dame	6	47	7.8	0	-
11/24	Vanderbilt	8	98	12.25	0	-

	Opponent	Rec	Yds	Avg	TD	TD Yds
8/29	Presbyterian	-INJ-				
9/6	at Boston Col.	5	86	17.2	1	30
9/14	ULM	16	177	11.1	0	-
9/21	at Army	4	91	22.8	1	66
9/28	at Clemson	7	75	10.7	0	-
10/5	NC State	12	153	12.8	2	10, 27
10/19	Maryland	11	122	11.1	1	10
10/26	at Miami	10	88	8.8	1	9
11/2	at Syracuse	2	11	5.5	0	-
11/9	Florida State	-INJ-				
11/23	Duke	-INJ-				

BRANDON CHUBB

INSIDE LINEBACKER

R-So. • 6-1 • 240 • 1VL
Marietta, Ga.
Hillgrove



2013 — Tallied his first career interception and returned it for a touchdown in the win over Presbyterian (Aug. 29) and recorded seven total tackles ... Had four tackles against Boston College (Sept. 6) including two solo tackles ... Made 10 tackles against ULM (Sept. 14) with three solo tackles ... Recorded six tackles in the win at Army (Sept. 21) ... Registered nine total tackles with seven solo stops along with a tackle for loss at Clemson (Sept. 28) ... Notched four tackles including a solo stop against NC State (Oct. 5) ... Led Wake Forest in tackles with eight against Maryland (Oct. 19) including four solo tackles ... Made eight tackles and had a tackle for loss against Miami (Oct. 26) ... Led the team with 11 tackles including eight solo stops at Syracuse (Nov. 2) while breaking up two passes ... Had three tackles against Florida State (Nov. 9) ... Led the team in tackles with eight against Duke (Nov. 23).

CHUBB'S CAREER DEFENSIVE STATS

	G-GS	S-A-Tot	TFL-Yds	Sk-Yds	Int-Yds	PBU	FF-FR
2012	12-0	14-8-22	1.0-3	0-0	0-0	0	0-0
2013	11-11	52-26-78	1.5-4	0-0	1-29	2	0-0
Career	23-11	66-34-100	2.5-7	0-0	1-29	2	0-0

CHUBB'S GAME-BY-GAME DEFENSIVE STATS

	Opp	S-A-Tot	TFL-Yds	Sk-Yds	Int-Yds	PBU	FF-FR
9/1	Liberty	1-1-2	0-0	0-0	0-0	0	0-0
9/8	N. Carolina	0-1-1	0-0	0-0	0-0	0	0-0
9/15	at Fla. St.	6-1-7	1.0-3	0-0	0-0	0	0-0
9/22	Army	1-0-1	0-0	0-0	0-0	0	0-0
9/29	Duke	0-0-0	0-0	0-0	0-0	0	0-0
10/6	at Maryland	3-3-6	0-0	0-0	0-0	0	0-0
10/20	at Virginia	1-0-1	0-0	0-0	0-0	0	0-0
10/25	Clemson	0-0-0	0-0	0-0	0-0	0	0-0
11/3	Boston Coll.	0-0-0	0-0	0-0	0-0	0	0-0
11/10	at NC State	1-2-3	0-0	0-0	0-0	0	0-0
11/17	at Notre Dame	1-0-1	0-0	0-0	0-0	0	0-0
11/24	Vanderbilt	0-0-0	0-0	0-0	0-0	0	0-0

	Opp	S-A-Tot	TFL-Yds	Sk-Yds	Int-Yds	PBU	FF-FR
8/29	Presbyterian	3-4-7	0-0	0-0	1-29	0	0-0
9/6	at Boston Col.	2-2-4	0-0	0-0	0-0	0	0-0
9/14	ULM	7-3-10	0-0	0-0	0-0	0	0-0
9/21	at Army	3-3-6	0-0	0-0	0-0	0	0-0
9/28	at Clemson	7-2-9	1.0-3	0-0	0-0	0	0-0
10/5	NC State	3-1-4	0-0	0-0	0-0	0	0-0
10/19	Maryland	4-4-8	0-0	0-0	0-0	0	0-0
10/26	at Miami	7-1-8	0.5-1	0-0	0-0	0	0-0
11/2	at Syracuse	8-3-11	0-0	0-0	0-0	2	0-0
11/9	Florida State	3-0-3	0-0	0-0	0-0	0	0-0
11/23	Duke	5-3-8	0-0	0-0	0-0	0	0-0

BEN EMERT

FULLBACK

R-Jr. • 6-1 • 235 • 2VL
Ball Ground, Ga.
West Forsyth



2013 — Played against Presbyterian (Aug. 29) but did not record any stats ... Saw action against Boston College (Sept. 6) but did not record any stats ... Played in the game against ULM (Sept. 14) but did not record any stats ... Saw action at Army (Sept. 21) but did not record a stat ... Played against Clemson (Sept. 28) but did not record any statistics ... Recorded time in the win over NC State (Oct. 5) but did not record a stat ... Saw time on the field but did not record a statistic in the win over Maryland (Oct. 19) ... Recorded playing time against Miami (Oct. 26) but did not record a stat ... Did not play against Syracuse (Nov. 2) ... Saw action against Florida State (Nov. 9) but did not record a stat ... Recorded playing time against Duke (Nov. 23) but didn't record a stat.

EMERT'S CAREER RUSHING STATS

	G-GS	Car	Yds	Avg	TD	Lg/Opponent
2011	11-0	0	0	0.0	0	-
2012	4-0	1	1	1	0	1/Liberty
2013	10-0	0	0	0.0	0	-
Career	25-0	1	1	1	0	1/Liberty

EMERT'S GAME-BY-GAME RUSHING STATS

	Opponent	Att	Yds	Avg	TD	TD Yds
9/1	at Syracuse	0	0	0.0	0	--
9/10	NC State	-DNP-				
9/17	Gardner-Webb	0	0	0.0	0	--
10/1	at Boston Col.	0	0	0.0	0	--
10/8	Florida State	0	0	0.0	0	--
10/15	Virginia Tech	0	0	0.0	0	--
10/22	at Duke	0	0	0.0	0	--
10/29	at UNC	0	0	0.0	0	--
11/5	Notre Dame	0	0	0.0	0	--
11/12	at Clemson	0	0	0.0	0	--
11/19	Maryland	-DNP-				
11/26	Vanderbilt	0	0	0.0	0	--
12/30	Mississippi St.	0	0	0.0	0	--

	Opponent	Att	Yds	Avg	TD	TD Yds
9/1	Liberty	1	1	1	0	-
9/8	UNC	0	0	0	0	-
9/15	at Fla. St.	0	0	0	0	-
9/22	Army	0	0	0	0	-
9/29	Duke	-DNP-				
10/6	at Maryland	0	0	0	0	-
10/20	at Virginia	0	0	0	0	-
10/25	Clemson	-DNP-				
11/3	Boston College	-DNP-				
11/10	at NC State	-DNP-				
11/17	at Notre Dame	-DNP-				
11/24	Vanderbilt	-DNP-				

	Opponent	Att	Yds	Avg	TD	TD Yds
8/29	Presbyterian	0	0	0	0	-
9/6	at Boston Col.	0	0	0	0	-
9/14	ULM	0	0	0	0	-
9/21	at Army	0	0	0	0	-
9/28	at Clemson	0	0	0	0	-
10/5	NC State	0	0	0	0	-
10/19	Maryland	0	0	0	0	-
10/26	at Miami	0	0	0	0	-
11/2	at Syracuse	-DNP-				
11/9	Florida State	0	0	0	0	-
11/23	Duke	0	0	0	0	-


DEMON DEACON FOOTBALL

WAKE THE DEMONS

JOHNNY GARCIA

NOSE GUARD

R-Jr. • 6-4 • 260 • 2VL
Cape Coral, Fla.
Ida Baker



2013 — Played against Presbyterian (Aug. 29) but did not record any stats ... Saw action at Boston College (Sept. 6), but did not record any stats ... Made an appearance against ULM (Sept. 14), but did not record any stats ... Played against Army (Sept. 21), but recorded no stats ... Made his first tackle of the year at Clemson (Sept. 28) ... Saw action against NC State (Oct. 5) but did not record any statistics ... Played against Maryland (Oct. 19) but did not record any statistics ... Saw the field against Miami (Oct. 26) but did not have any stats ... Played against Syracuse (Nov. 2) but did not record any stats ... Saw action against Florida State (Nov. 9) but did not record any stats ... Played against Duke (Nov. 23), but did not get on the stat sheet.

GARCIA'S CAREER DEFENSIVE STATS

	G-GS	S-A-Tot	TFL-Yds	Sk-Yds	Int-Yds	PBU	FF-FR
2012	12-0	1-1-2	0.5-1	0-0	0-0	0	0-0
2013	11-0	0-1-1	0-0	0-0	0-0	0	0-0
Career	23-0	1-2-3	0.5-1	0-0	0-0	0	0-0

GARCIA'S GAME-BY-GAME DEFENSIVE STATS

2012	Opp	S-A-Tot	TFL-Yds	Sk-Yds	Int-Yds	PBU	FF-FR
9/1	Liberty	0-0-0	0-0	0-0	0-0	0	0-0
9/8	N. Carolina	0-0-0	0-0	0-0	0-0	0	0-0
9/15	at Fla. St.	1-0-1	0-0	0-0	0-0	0	0-0
9/22	Army	0-0-0	0-0	0-0	0-0	0	0-0
9/29	Duke	0-0-0	0-0	0-0	0-0	0	0-0
10/6	at Maryland	0-0-0	0-0	0-0	0-0	0	0-0
10/20	at Virginia	0-0-0	0-0	0-0	0-0	0	0-0
10/25	Clemson	0-0-0	0-0	0-0	0-0	0	0-0
11/3	Boston Coll.	0-0-0	0-0	0-0	0-0	0	0-0
11/10	at NC State	0-1-1	0.5-1	0-0	0-0	0	0-0
11/17	at Notre Dame	0-0-0	0-0	0-0	0-0	0	0-0
11/24	Vanderbilt	0-0-0	0-0	0-0	0-0	0	0-0

JORDAN GARSIDE

FULLBACK

R-Jr. • 5-10 • 235 • 2VL
Jacksonville, Fla.
Bolles School



2013 — Played against Presbyterian (Aug. 29) but did not record any stats ... Saw time at Boston College (Sept. 6), but did not record any stats ... Played against ULM (Sept. 14), but did not record any

stats ... Saw time against Army (Sept. 21), but didn't get on the stat sheet ... Made his first-career catch against Clemson (Sept. 28) ... Played against Maryland (Oct. 19) but did not record any statistics ... Played at fullback at Miami (Oct. 26) but did not have any touches ... Made his second catch of the season against Syracuse (Nov. 2) for six yards ... Saw action against Florida State (Nov. 9) but did not record any stats ... Caught his third pass of the year against Duke (Nov. 23), going for five yards.

GARSIDE'S CAREER RUSHING STATS

	G-GS	Car	Yds	Avg	TD	Lg/Opponent
2011	13-0	0	0	0.0	0	-
2012	8-0	0	0	0.0	0	-
2013	10-0	0	0	0.0	0	-
Career	33-0	0	0	0.0	0	-

DOMINIQUE GIBSON

TAILBACK

R-Fr. • 5-10 • 205 • OVL
Belle Glade, Fla.
Glades Central



2013 — Carried eight times in the first appearance of his career against Presbyterian (Aug. 29), gaining 14 yards ... Had one carry for seven yards against Boston College (Sept. 6) ... Ran the ball four time against ULM (Sept. 14), gaining five yards ... Had a season-high 10 carries for 41 yards at Army (Sept. 21) ... Saw action but didn't record any stats at Clemson (Sept. 28) ... Played against NC State (Oct. 5), but was not credited with any stats ... Had four carries and three catches against Maryland (Oct. 19) ... Made a career-long 44-yard touchdown catch against Miami (Oct. 26) to give Wake Forest the lead late ... Made the first start of his career against Syracuse (Nov. 2), carrying four times for seven yards and making one catch for five yards ... Led the Deacons with 16 carries against Florida State (Nov. 9), gaining 35 yards ... Had two carries against Duke (Nov. 23) for seven yards.

GIBSON'S CAREER RUSHING STATS

	G-GS	Car	Yds	Avg	TD	Lg/Opponent
2013	11-1	51	126	2.5	0	18/Army
Career	11-1	51	126	2.5	0	18/Army

GIBSON'S CAREER RECEIVING STATS

	G-GS	Rec	Yds	Avg	TD	Lg/Opponent
2013	10-1	8	88	11.0	1	44/Miami
Career	10-1	8	88	11.0	1	44/Miami

GIBSON'S GAME-BY-GAME RUSHING STATS

2013	Opponent	Att	Yds	Avg	TD	TD Yds
8/29	Presbyterian	8	14	1.8	0	--
9/6	at Boston Col.	1	7	7.0	0	--
9/14	ULM	4	5	1.3	0	--
9/21	at Army	10	41	4.1	0	--
9/29	at Clemson	0	0	0.0	0	--
10/5	NC State	0	0	0.0	0	--
10/19	Maryland	4	0	0.0	0	--
10/26	at Miami	2	10	5.0	0	--
11/2	at Syracuse	4	7	1.8	0	--
11/9	Florida State	16	35	2.2	0	--
11/23	Duke	2	7	3.5	0	--

GIBSON'S GAME-BY-GAME RECEIVING STATS

2013	Opponent	Rec	Yds	Avg	TD	TD Yds
8/29	Presbyterian	0	0	0.0	0	--
9/6	at Boston Col.	0	0	0.0	0	--
9/14	ULM	1	11	11.0	0	--
9/21	at Army	0	0	0.0	0	--
9/28	at Clemson	0	0	0.0	0	--
10/5	NC State	0	0	0.0	0	--
10/19	Maryland	3	6	0.0	0	--
10/26	at Miami	2	49	24.5	1	44
11/2	at Syracuse	1	6	6.0	0	--
11/9	Florida State	1	16	16.0	0	--
11/23	Duke	0	0	0.0	0	--

JOSH HARRIS

TAILBACK

R-Sr. • 5-11 • 210 • 3VL
Duncanville, Texas
Duncanville



2013 — Carried 11 times against Presbyterian (Aug. 29), gaining 29 yards ... Led Wake Forest with 18 yards on 10 carries at Boston College (Sept. 6), and also made two catches for three yards ... Ran the ball four times for eight yards against ULM (Sept. 14) and also made two catches ... Posted his best game of the season against Army (9/21), carrying 19 times for 96 yards and two touchdowns. The two TDs equaled a career high ... Made four catches for 31 yards at Clemson (Sept. 28), including a career-long 31-yard reception ... Carried eight times for 13 yards against NC State (10/5) and also made one catch for five yards ... Carried nine times for 47 yards and a touchdown against Maryland (10/19). Also caught one pass for five yards ... Had 10 carries for 37 yards including a 14-yard touchdown against Miami (Oct. 26) ... Carried nine times for 47 yards against Syracuse (Nov. 2) ... Led the Deacons with 66 yards on 15 carries against Florida State (Nov. 9) ... Tied a season high with 19 carries against Duke (Nov. 23) for 67 yards. Also caught two passes for 35 yards.

HARRIS' CAREER RUSHING STATS

	G-GS	Car	Yds	Avg	TD	Lg/Opponent
2010	11-4	125	720	5.8	7	87/Virginia Tech
2011	9-5	101	432	4.3	3	57/Florida State
2012	11-11	137	608	4.4	5	63/Army
2013	11-10	118	425	3.6	1	28/Maryland
Career	42-30	481	2195	4.6	19	87/Virginia Tech

HARRIS' CAREER RECEIVING STATS

	G-GS	Rec	Yds	Avg	TD	Lg/Opponent
2010	11-4	8	69	8.6	0	15/Navy
2011	9-5	5	22	4.4	0	9/Florida State
2012	11-11	19	96	5.1	0	21/NC State
2013	11-10	12	77	6.4	0	31/Clemson
Career	42-30	44	251	5.7	0	31/Clemson

HARRIS' GAME-BY-GAME RUSHING STATS

2010	Opponent	Att	Yds	Avg	TD	TD Yds
9/2	Presbyterian	6	74	12.3	2	3, 46
9/11	Duke	12	50	4.2	0	--
9/18	at Stanford	6	15	2.5	0	--
9/25	at Florida State	5	4	0.8	0	--
10/2	Ga. Tech		-DNP-			
10/9	Navy	14	46	3.3	0	--
10/16	at Virginia Tech	20	241	12.1	2	33, 87

DEMON DEACON FOOTBALL

WAKE THE DEMONS

10/30	at Maryland	10	27	2.7	0	6
11/6/	Boston Col.	19	67	3.5	0	--
11/13	at NC State	7	20	2.9	0	--
11/20	Clemson	9	38	4.2	1	1
11/27	at Vanderbilt	18	138	7.7	1	15

2011	Opponent	Att	Yds	Avg	TD	TD Yds
9/1	at Syracuse	22	66	3.0	0	-
9/10	NC State	23	96	4.2	1	15
9/17	Gardner-Webb	14	54	3.9	0	-
10/1	at Boston Col.	19	60	3.2	1	2
10/8	Florida State	13	136	10.5	0	-
10/15	Virginia Tech	-INJ-				
10/22	at Duke	-INJ-				
10/29	at UNC	3	9	3.0	0	--
11/5	Notre Dame	7	11	1.6	1	2
11/12	at Clemson	-INJ-				
11/19	Maryland	-INJ-				
11/26	Vanderbilt	0	0	0.0	0	--
12/30	Mississippi St.	0	0	0.0	0	--

2012	Opponent	Att	Yds	Avg	TD	TD Yds
9/1	Liberty	5	0	0	0	-
9/8	UNC	21	40	1.9	1	6
9/15	at Fla. St.	15	51	3.4	0	-
9/22	Army	12	129	10.8	2	19, 63
9/29	Duke	17	84	4.9	0	-
10/6	at Maryland	18	73	4.1	0	-
10/20	at Virginia	14	55	3.9	1	16
10/25	Clemson	10	76	7.6	0	-
11/3	Boston College	17	84	4.9	1	23
11/10	at NC State	7	15	2.1	0	-
11/17	at Notre Dame	1	1	1	0	-
11/24	Vanderbilt	-DNP-				

2013	Opponent	Att	Yds	Avg	TD	TD Yds
8/29	Presbyterian	11	29	4.8	0	--
9/6	at Boston Col.	10	18	1.8	0	--
9/14	ULM	4	8	0.5	0	--
9/21	at Army	19	96	5.1	2	6, 15
9/28	at Clemson	4	7	2.8	0	--
10/5	NC State	8	13	1.6	0	--
10/19	Maryland	9	47	5.2	1	1
10/26	at Miami	10	37	3.7	1	12
11/2	at Syracuse	9	47	5.2	0	--
11/9	Florida State	15	66	4.4	0	--
11/23	Duke	19	67	3.5	0	--

HARRIS' GAME-BY-GAME RECEIVING STATS

2010	Opponent	Rec	Yds	Avg	TD	TD Yds
9/2	Presbyterian	0	0	0.0	0	--
9/11	Duke	0	0	0.0	0	--
9/18	at Stanford	0	0	0.0	0	--
9/25	at Florida State	0	0	0.0	0	--
10/2	Ga. Tech	-DNP-				
10/9	Navy	3	32	10.7	0	--
10/16	at Virginia Tech	0	0	0.0	0	--
10/30	at Maryland	2	20	10.0	0	--
11/6	Boston Col.	0	0	0.0	0	--
11/13	at NC State	1	-1	-1.0	0	--
11/20	Clemson	1	9	9.0	0	--
11/27	at Vanderbilt	1	9	9.0	0	--

2011	Opponent	Rec	Yds	Avg	TD	TD Yds
9/1	at Syracuse	0	0	0.0	0	--
9/10	NC State	3	13	4.3	0	--
9/17	Gardner-Webb	0	0	0.0	0	--
10/1	at Boston Col.	0	0	0.0	0	--
10/8	Florida State	2	9	4.5	0	--
10/15	Virginia Tech	-INJ-				

10/22	at Duke	-INJ-				
10/29	at UNC	0	0	0.0	0	--
11/5	Notre Dame	0	0	0.0	0	--
11/12	at Clemson	-INJ-				
11/19	Maryland	-INJ-				
11/26	Vanderbilt	0	0	0.0	0	--
12/30	Mississippi St.	0	0	0.0	0	--

2012	Opponent	Rec	Yds	Avg	TD	TD Yds
9/1	Liberty	0	0	0	0	-
9/8	UNC	3	8	2.6	0	-
9/15	at Fla. St.	2	10	5	0	-
9/22	Army	0	0	0	0	-
9/29	Duke	0	0	0	0	-
10/6	at Maryland	0	0	0	0	-
10/20	at Virginia	1	11	11	0	-
10/25	Clemson	5	19	2.8	0	-
11/3	Boston College	3	13	4.3	0	-
11/10	at NC State	3	22	7.3	0	-
11/17	at Notre Dame	1	13	13	0	-
11/24	Vanderbilt	-DNP-				

2013	Opponent	Rec	Yds	Avg	TD	TD Yds
8/29	Presbyterian	0	0	0.0	0	--
9/6	at Boston Col.	2	3	1.5	0	--
9/14	ULM	2	-2	-2.0	0	--
9/21	at Army	0	0	0.0	0	--
9/28	at Clemson	4	31	7.8	0	--
10/5	NC State	1	5	5.0	0	--
10/19	Maryland	1	5	5.0	0	--
10/26	at Miami	0	0	0.0	0	--
11/2	at Syracuse	0	0	0.0	0	--
11/9	Florida State	0	0	0.0	0	--
11/23	Duke	2	35	17.5	0	--

TYLOR HARRIS

DEFENSIVE END

So. • 6-4 • 285 • 1VL
Baton Rouge, La.
Episcopal



2013 — Made one tackle in Wake Forest's win over Presbyterian (Aug. 29) ... Did not play against Boston College (Sept. 6) ... Had two assisted tackles against ULM (Sept. 14) ... Notched one solo tackle on the road at Army (Sept. 21) ... Made one tackle at Clemson (Sept. 28) ... Earned his first sack of the season against NC State (Oct. 5) ... Played but did not record any statistics against Maryland (Oct. 19) ... Saw the field but recorded no statistics against Miami (Oct. 26) ... Played against Syracuse (Nov. 2), but did not record any stats ... Made a career-high 1.5 tackles for loss and a season-high three tackles in his first start of the season against Florida State (Nov. 9). Also had a forced fumble and a half-sack ... Played against Duke (Nov. 23) but did not record any statistics.

HARRIS' CAREER DEFENSIVE STATS

	G-GS	S-A-Tot	TFL-Yds	Sk-Yds	Int-Yds	PBU	FF-FR
2012	12-3	16-6-22	4.5-23	1.0-11	0-0	0	2-1
2013	11-1	3-6-9	2.0-12	1.0-7	0-0	0	1-0
Career	23-4	19-12-31	6.5-35	2-18	0-0	0	3-1

HARRIS' GAME-BY-GAME DEFENSIVE STATS

2012	Opp	S-A-Tot	TFL-Yds	Sk-Yds	Int-Yds	PBU	FF-FR
9/1	Liberty	1-0-1	0-0	0-0	0-0	0	0-0
9/8	UNC	3-0-3	1.0-5	0-0	0-0	0	0-0
9/15	at Fla. St.	2-1-3	0-0	0-0	0-0	0	0-1

9/22	Army	4-1-5	1.0-1	0-0	0-0	0	0-0
9/29	Duke	0-1-1	0-0	0-0	0-0	0	0-0
10/6	at Maryland	0-0-0	0-0	0-0	0-0	0	0-0
10/20	at Virginia	1-0-1	1.0-11	1.0-11	0-0	0	0-0
10/25	Clemson	0-0-0	0-0	0-0	0-0	0	0-0
11/3	Boston Coll.	0-1-1	0.5-3	0-0	0-0	0	1-0
11/10	at NC State	1-2-3	0-0	0-0	0-0	0	0-0
11/17	at Notre Dame	1-0-1	0-0	0-0	0-0	0	0-0
11/24	Vanderbilt	3-0-3	1.0-3	0-0	0-0	0	1-0

2013	Opp	S-A-Tot	TFL-Yds	Sk-Yds	Int-Yds	PBU	FF-FR
8/29	Presbyterian	1-0-1	0-0	0-0	0-0	0	0-0
9/6	at Boston Col.	-DNP-					
9/14	ULM	0-2-2	0-0	0-0	0-0	0	0-0
9/21	at Army	1-0-1	0-0	0-0	0-0	0	0-0
9/28	at Clemson	0-1-1	0-0	0-0	0-0	0	0-0
10/5	NC State	0-1-1	0.5-2	0.5-2	0-0	0	0-0
10/19	Maryland	0-0-0	0-0	0-0	0-0	0	0-0
10/26	at Miami	0-0-0	0-0	0-0	0-0	0	0-0
11/2	at Syracuse	0-0-0	0-0	0-0	0-0	0	0-0
11/9	Florida State	1-2-3	0.5-5	1.5-10	0-0	0	1-0
11/23	Duke	0-0-0	0-0	0-0	0-0	0	0-0

TYREE HARRIS

WIDE RECEIVER

Fr. • 6-3 • 180 • OVL
Marietta, Ga.
Marietta



2013 — Made his Demon Deacon debut at Army (Sept. 21) but did not have any targets ... Had his first collegiate reception in his first collegiate start at No. 3 Clemson (Sept. 28) ... Caught one pass for nine yards in the win over NC State (Oct. 5) ... Had six grabs for 42 yards in the Homecoming victory over Maryland (Oct. 19) ... Was a star of the opening half at No. 7 Miami (Oct. 26), catching six passes for 95 yards, including a 56-yard catch that setup a touch-down. Was forced to miss the second half against the Hurricanes with a chest injury ... Did not play against Syracuse (Nov. 2) due to a chest injury suffered against Miami ... Started against Florida State (Nov. 9) leading all Wake Forest receivers with three catches, going for 14 yards.

HARRIS' CAREER RECEIVING STATS

	G-GS	Rec	Yds	Avg	TD	Lg/Opponent
2013	7-5	19	197	10.4	0	56/Miami
Career	7-5	19	197	10.4	0	56/Miami

HARRIS' GAME-BY-GAME RECEIVING STATS

2013	Opponent	Rec	Yds	Avg	TD	TD Yds
8/29		-DNP-				
9/6		-DNP-				
9/14		-DNP-				
9/21	at Army	0	0	0.0	0	--
9/28	at Clemson	1	7	7.0	0	--
10/5	NC State	1	9	9.0	0	--
10/19	Maryland	6	49	8.2	0	--
10/26	at Miami	6	95	15.8	0	--
11/2	at Syracuse	-DNP (inj.)				
11/7	Florida State	3	14	4.7	0	--
11/23	Duke	2	23	11.5	0	--

DEMON DEACON FOOTBALL

WAKE THE DEMONS

CHAD HEDLUND

PLACEKICKER

R-So. • 6-1 • 185 • 1VL
Argyle, Texas
Argyle



2013 — Went 1-for-3 on field goal attempts against Presbyterian (Aug. 29), making a 31-yarder, and knocked through four PATs ... Made his only field goal attempt against Boston College (Sept. 6) from 26 yards and also connected on his only PAT attempt ... Connected on both of his field goal attempts against ULM (Sept. 14) from 28 and 38 yards ... Made 1-of-2 field goal attempts against Army (Sept. 21), connecting from 35 yards. Also made two PATs ... Made his only PAT attempt against Clemson (Sept. 28) ... Converted all four of his PAT attempts against NC State (Oct. 5) ... Drilled a career-long 51-yard field goal against Maryland (Oct. 19), Wake Forest's longest field goal since 2007, and also knocked through a 38-yarder ... Missed his only field goal attempt against Miami (Oct. 16) from 47 yards but made three PATs ... Did not have any kick attempts against Syracuse (Nov. 2) ... Knocked through a 23 yard field goal against Florida State (Nov. 9) for Wake Forest's only points ... Went 3-3 on PATs against Duke (Nov. 23)

HEDLUND'S CAREER KICKING STATS

	FG-A	Pct.	0-19	20-29	30-39	40-49	50+	PAT	PTS
2012	3-3	100.0	0-0	2-2	0-0	1-1	0-0	10-12	19
2013	8-12	66.7	0-0	3-4	4-5	0-1	1-2	19-19	43
TOTALS	11-15	73.3	0-0	5-6	4-5	1-2	1-2	29-31	62

2012 Field Goal Sequence (**Made/Missed**):

Liberty: -
UNC: -
at Fla. St.: -
Army: -
Duke: -
at Maryland: -
at Virginia: **22,44,24**
Clemson: -
Boston College: -
at NC State: -
at Notre Dame: -
Vanderbilt: -


2013 Field Goal Sequence (**Made/Missed**):

Presbyterian: 50,**31**,31
at Boston College: **26**
ULM: **28,38**
at Army 25,**35**
at Clemson: -
NC State: -
Maryland: **51,38**
Miami: 47
at Syracuse: -
Florida State: **23**
Duke: -

JUSTIN JACKSON

OUTSIDE LINEBACKER

R-Sr. • 6-1 • 230 • 3VL
Rockingham, N.C.
Richmond Senior



2013 — Started and recovered one fumble against Presbyterian

(Aug. 29) ... Earned the start at Boston College (Sept. 6), making two solo tackles ... Started and made seven tackles against ULM (Sept. 14), also recording a QB hurry ... Recorded four tackles in a start against Army (Sept. 21) ... Made four stops at Clemson (9/28) ... Had one of his best performances of the year against NC State (10/5), recording five tackles, including 1.5 tackles for loss ... Made five tackles against Maryland (Oct. 19), including two for loss - tying a career high ... Had three stops against Miami (Oct. 26), all solo effort ... Recorded a season-high 10 tackles against Syracuse (Nov. 2), also notching a half-sack, a pass breakup and a quarterback hurry ... Had seven tackles against Florida State (Nov. 9), including a half-sack ... Notched five tackles against Duke (Nov. 23), three of them solo efforts.

JACKSON'S CAREER DEFENSIVE STATS

	G-GS	S-A-Tot	TFL-Yds	Sk-Yds	Int-Yds	PBU	FF-FR
2010	1-0	1-0-1	0-0	0-0	0-0	0	0-0
2011	12-3	37-22-59	6.5-37	1-14	0-0	2	3-0
2012	12-12	40-41-81	8.5-56	4-0-33	0-0	2	0-1
2013	11-11	32-20-52	4.5-16	1.0-9	0-0	2	0-1
Career	36-26	110-83-193	19.5-109	6.0-56	0-0	6	3-2

JACKSON'S GAME-BY-GAME DEFENSIVE STATS

2010	Opp	S-A-Tot	TFL-Yds	Sk-Yds	Int-Yds	PBU	FF-FR
9/2	Presbyterian	1-0-1	0-0	0-0	0-0	0	0-0
9/9	Duke	-INJ-					
9/18	at Stanford	-INJ-					
9/25	at Fla. State	-INJ-					
10/2	Ga. Tech	-INJ-					
10/9	Navy	-INJ-					
10/16	at Va. Tech	-INJ-					
10/30	at Maryland	-INJ-					
11/6	Boston Col.	-INJ-					
11/13	at NC State	-INJ-					
11/20	Clemson	-INJ-					
11/27	at Vanderbilt	-INJ-					

2011	Opp	S-A-Tot	TFL-Yds	Sk-Yds	Int-Yds	PBU	FF-FR
9/1	at Syracuse	-DNP-					
9/10	NC State	1-0-1	0-0	0-0	0-0	0	0-0
9/17	Gardner-Webb	1-0-1	1.0-9	0-0	0-0	0	0-0
10/1	at Boston Col.	5-2-7	1.0-3	0-0	0-0	0	0-0
10/8	Florida State	3-2-5	0-0	0-0	0-0	0	1-0
10/15	Virginia Tech	2-2-4	1.5-15	1-14	0-0	0	0-0
10/22	at Duke	3-4-7	1.0-4	0-0	0-0	0	0-0
10/29	at UNC	3-3-6	1.0-2	0-0	0-0	1	1-0
11/5	Notre Dame	5-3-8	1.0-4	0-0	0-0	0	0-0
11/12	at Clemson	2-4-6	0.0-0	0-0	0-0	1	0-0
11/19	Maryland	6-0-6	0.0-0	0-0	0-0	0	0-0
11/26	Vanderbilt	1-0-1	0.0-0	0-0	0-0	0	0-0
12/30	Mississippi St.	5-2-7	0.0-0	0-0	0-0	0	1-0

2012	Opp	S-A-Tot	TFL-Yds	Sk-Yds	Int-Yds	PBU	FF-FR
9/1	Liberty	3-4-7	1.0-8	1.0-8	0-0	1	0-0
9/8	UNC	5-4-9	1.0-11	1.0-11	0-0	0	0-0
9/15	Fla. St.	2-1-3	0-0	0-0	0-0	0	0-0
9/22	Army	5-6-11	0-0	0-0	0-0	0	0-1
9/29	Duke	7-5-12	1.0-9	1.0-9	0-0	0	0-0
10/6	at Maryland	5-0-5	1.0-7	0-0	0-0	0	0-0
10/20	at Virginia	1-4-5	0-0	0-0	0-0	0	0-0
10/25	Clemson	3-2-5	1.0-11	1.0-11	0-0	0	0-0
11/3	Boston Coll.	5-4-9	2.0-6	2.0-6	0-0	0	0-0
11/10	at NC State	2-7-9	1.5-4	0-0	0-0	1	0-0
11/17	at Notre Dame	1-4-5	0-0	0-0	0-0	0	0-0
11/24	Vanderbilt	1-0-1	0-0	0-0	0-0	0	0-0

2013	Opp	S-A-Tot	TFL-Yds	Sk-Yds	Int-Yds	PBU	FF-FR
8/29	Presbyterian	0-0-0	0-0	0-0	0-0	0	0-1
9/6	at Boston Col.	2-0-2	0-0	0-0	0-0	0	0-0

9/14	ULM	4-3-7	0-0	0-0	0-0	0	0-0
9/21	at Army	2-2-4	0-0	0-0	0-0	0	0-0
9/28	at Clemson	3-1-4	0-0	0-0	0-0	0	0-0
10/5	NC State	3-2-5	1.5-3	0-0	0-0	0	0-0
10/19	Maryland	3-2-5	2.0-4	0-0	0-0	0	0-0
10/26	at Miami	3-0-3	0-0	0-0	0-0	0	0-0
11/2	at Syracuse	8-2-10	0.5-4	0.5-4	0-0	1	0-0
11/9	Florida State	1-7-8	0.5-5	0.5-5	0-0	1	0-0
11/23	Duke	3-2-0	0-0	0-0	0-0	0	0-0

MATT JAMES

WIDE RECEIVER

R-Jr. • 6-5 • 220 • 2VL
Raleigh, N.C.
Sanderson



2013 — Missed the first five games of the season due to a shoulder injury ... Was dressed against NC State (Oct. 5) but did not play ... Played in his first game of the season against Maryland (Oct. 19) and was targeted twice ... Caught his first pass of the season at Miami (Oct. 26) and finished with 13 receiving yards ... Started his first game of the season and caught three passes for 26 yards against Syracuse (Nov. 2) ... Was targeted once in the loss to No. 3 Florida State (Nov. 9).

JAMES' CAREER RECEIVING STATS

	G-GS	Rec	Yds	Avg	TD	Lg/Opponent
2011	8-0	3	15	5.0	0	6/G-W
2012	3-1	1	3	3.0	0	3/Fla. St.
2013	4-1	4	39	9.8	0	13/Miami & Syracuse
Career	15-2	8	57	7.1	0	13/Miami & Syracuse

JAMES' GAME-BY-GAME RECEIVING STATS

2011	Opponent	Rec	Yds	Avg	TD	TD Yds
9/1	at Syracuse	-DNP-				
9/10	NC State	1	5	5.0	0	--
9/17	Gardner-Webb	1	6	6.0	0	--
10/1	at Boston Col.	-DNP-				
10/8	Florida State	0	0	0.0	0	--
10/15	Virginia Tech	-DNP-				
10/22	at Duke	0	0	0.0	0	--
10/29	at UNC	0	0	0.0	0	--
11/5	Notre Dame	-DNP-				
11/12	at Clemson	0	0	0.0	0	--
11/19	Maryland	0	0	0.0	0	--
11/26	Vanderbilt	1	4	4.0	0	--
12/30	Mississippi St.	-DNP-				

2012	Opponent	Rec	Yds	Avg	TD	TD Yds
9/1	Liberty	0	0	0	0	-
9/8	UNC	0	0	0	0	-
9/15	at Fla. St.	1	3	3	0	-
9/22	Army	-INJ-				
9/29	Duke	-INJ-				
10/6	at Maryland	-INJ-				
10/20	at Virginia	-INJ-				
10/25	Clemson	-INJ-				
11/3	Boston College	-INJ-				
11/10	at NC State	-INJ-				
11/17	at Notre Dame	-INJ-				
11/24	Vanderbilt	-INJ-				

2013	Opponent	Rec	Yds	Avg	TD	TD Yds
8/29	Presbyterian	-INJ-				
9/6	at Boston Col.	-INJ-				
9/14	ULM	-INJ-				

DEMON DEACON FOOTBALL


WAKE THE DEMONS

9/21	at Army	-INJ-					
9/28	at Clemson	-INJ-					
10/5	NC State	-DNP-					
10/19	Maryland		0	0	0.0	0	-
10/26	at Miami		1	13	13.0	0	-
11/2	at Syracuse		3	26	8.7	0	-
11/9	Florida State		0	0	0.0	0	-
11/23	Duke	-INJ-					

RYAN JANVION

STRONG SAFETY

R-Fr. • 5-11 • 190 • RS
Pembroke Pines, Fla.
Dade-Christian



2013 — Made his Demon Deacon debut against Presbyterian (Aug. 29) and started at safety ... Finished the game against the Blue Hose with three tackles including one for loss ... Notched a team-high seven tackles in the loss at Boston College (Sept. 6) ... Notched 10 tackles against ULM (Sept. 14) ... Made the start against Army (Sept. 21) and finished with six stops ... Had three solo stops and a total of five tackles in the loss at Clemson (Sept. 28) ... Led the team with 11 tackles in the win over NC State (Oct. 5) ... Recorded the first fumble recovery of his career to go along with three tackles against Maryland (Oct. 19) ... Playing in his home town, recorded a career-best 14 tackles in the loss at No. 7 Miami (Oct. 26) ... Had six tackles including one for a loss at Syracuse (Nov. 2) ... Recorded his first-career interception to go along with a team-high tying nine tackles against No. 3 Florida State (Nov. 9) ... Made seven stops in the loss to Duke (Nov. 23).

JANVION'S CAREER DEFENSIVE STATS

	G-GS	S-A-Tot	TFL-Yds	Sk-Yds	Int-Yds	PBU	FF-FR
2013	11-11	50-31-81	2.5-5	0-0	0-0	0	0-1
Career	11-11	50-31-81	2.5-5	0-0	0-0	0	0-1


JANVION'S GAME-BY-GAME DEFENSIVE STATS

2013	Opp	S-A-Tot	TFL-Yds	Sk-Yds	Int-Yds	PBU	FF-FR
8/29	Presbyterian	2-1-3	1.0-2	0-0	0-0	0	0-0
9/6	at Boston Col.	5-2-7	0-0	0-0	0-0	0	0-0
9/14	ULM	7-3-10	0-0	0-0	0-0	0	0-0
9/21	at Army	5-1-6	0-0	0-0	0-0	0	0-0
9/28	at Clemson	3-2-5	0-0	0-0	0-0	0	0-0
10/5	NC State	7-4-11	0-0	0-0	0-0	0	0-0
10/19	Maryland	2-1-3	0-0	0-0	0-0	0	0-1
10/26	at Miami	12-2-14	0-0	0-0	0-0	0	0-0
11/2	at Syracuse	3-3-6	1.0-1	0-0	0-0	0	0-0
11/9	Florida State	1-8-9	0.5-2	0-0	1-1	0	0-0
11/23	Duke	3-4-7	0-0	0-0	0-0	0	0-0

KEVIN JOHNSON

CORNERBACK

R-Jr. • 6-1 • 175 • 2VL
Clarksville, Md.
River Hill



2013 — Had a great start to the season against Presbyterian (Aug. 29), recording a pair of pass breakups and his fourth-career interception ... Notched his second interception in as many games with a pick in the second quarter against Boston College (Sept. 6) ... Also finished with three tackles against the Eagles ... Recorded five

stops in the loss to ULM (Sept. 14) ... Made a total of five tackles against Army (Sept. 21) and its triple-option attack ... Had two pass breakups and six of his seven total tackles were solo stops in the game at Clemson (Sept. 28) ... Recorded his third interception of the season and returned it a career-long 45 yards against NC State (Oct. 5) ... Also had seven tackles in the win over the Wolfpack ... Notched four tackles and a season-high three pass breakups in the win over Maryland (Oct. 19) ... Recorded another pass breakup to go along with three tackles at No. 7 Miami (Oct. 26) ... Had five tackles in the loss at Syracuse (Nov. 2) ... Made four stops and had a pair of pass breakups against No. 3 Florida State (Nov. 9) ... Forced a fumble and had five stops in his final home game at BB&T Field against Duke (Nov. 23).

JOHNSON'S CAREER DEFENSIVE STATS

	G-GS	S-A-Tot	TFL-Yds	Sk-Yds	Int-Yds	PBU	FF-FR
2010	11-5	20-11-31	1.0-1	0-0	0-0	2	0-0
2011		Redshirted					
2012	12-12	34-24-58	3.5-15	0.5-4	3-2	15	2-1
2013	11-11	32-13-45	0-0	0-0	3-45	10	1-0
Career	34-28	90-48-138	4.5-16	0.5-4	6-47	27	3-1

JOHNSON'S GAME-BY-GAME DEFENSIVE STATS

2010	Opp	S-A-Tot	TFL-Yds	Sk-Yds	Int-Yds	PBU	FF-FR
9/2	Presbyterian	3-1-4	0-0	0-0	0-0	0	0-0
9/11	Duke	0-0-0	0-0	0-0	0-0	0	0-0
9/18	at Stanford	2-0-2	0-0	0-0	0-0	0	0-0
9/25	at Fla. St.		-DNP-				
10/2	Ga. Tech	0-0-0	0-0	0-0	0-0	0	0-0
10/9	Navy	0-0-0	0-0	0-0	0-0	0	0-0
10/16	at Va. Tech	4-5-9	0-0	0-0	0-0	2	0-0
10/30	at Maryland	2-1-3	0-0	0-0	0-0	0	0-0
11/6	Boston Col.	2-3-5	0-0	0-0	0-0	0	0-0
11/13	at NC State	3-1-4	0-0	0-0	0-0	0	0-0
11/20	Clemson	1-0-1	0-0	0-0	0-0	0	0-0
11/27	at Vanderbilt	3-0-3	1.0-1	0-0	0-0	0	0-0

2012	Opp	S-A-Tot	TFL-Yds	Sk-Yds	Int-Yds	PBU	FF-FR
9/1	Liberty	4-6- 10	0-0	0-0	0-0	1	0-0
9/8	UNC	3-2-5	0-0	0-0	0-0	1	0-0
9/15	at Fla. St.	3-1-4	0-0	0-0	0-0	0	0-0
9/22	Army	2-1-3	0-0	0-0	0-0	0	0-0
9/29	Duke	1-1-2	0-0	0-0	0-0	1	0-0
10/6	at Maryland	3-1-4	0-0	0-0	1-0	1	0-0
10/20	at Virginia	3-1-4	2.0-10	0-0	1-0	1	0-1
10/25	Clemson	4-2-6	0.5-4	0.5-4	0-0	4	1-0
11/3	Boston Coll.	5-2-7	0-0	0-0	1-2	2	0-0
11/10	at NC State	4-4-8	1.0-1	0-0	0-0	1	1-0
11/17	at Notre Dame	1-3-4	0-0	0-0	0-0	3	0-0
11/24	Vanderbilt	1-0-1	0-0	0-0	0-0	0	0-0

2013	Opp	S-A-Tot	TFL-Yds	Sk-Yds	Int-Yds	PBU	FF-FR
8/29	Presbyterian	1-0-1	0-0	0-0	1-0	2	0-0
9/6	at Boston Col.	3-0-3	0-0	0-0	1-0	0	0-0
9/14	ULM	3-2-5	0-0	0-0	0-0	0	0-0
9/21	at Army	2-3-5	0-0	0-0	0-0	0	0-0
9/28	at Clemson	6-1-7	0-0	0-0	0-0	2	0-0
10/5	NC State	4-3-7	0-0	0-0	1-45	0	0-0
10/19	Maryland	3-1-4	0-0	0-0	0-0	3	0-0
10/26	at Miami	3-0-3	0-0	0-0	0-0	1	0-0
11/2	at Syracuse	3-2-5	0-0	0-0	0-0	0	0-0
11/9	Florida State	4-0-4	0-0	0-0	0-0	2	0-0
11/23	Duke	4-1-5	0-0	0-0	0-0	0	1-0

KEVIS JONES

OUTSIDE LINEBACKER

R-Fr. • 6-2 • 230 • RS
Oakland Park, Fla.
Northeast



2013 — Played in his first game Demon Deacon and finished with one tackle and one pass breakup against Presbyterian (Aug. 29) ... Saw action on special teams against Boston College (Sept. 6) ... Recorded the first interception of his career to go along with a pair of tackles in the loss to ULM (Sept. 14) ... Played on special teams against Army but did not record a tackle (Sept. 21) ... Finished with a total of two tackles in the game at Clemson (Sept. 28) ... Returned to the field on special teams but did not record a tackle against Miami (Oct. 26) ... Did not record any stats in the loss at Syracuse (Nov. 2) ... Had a solid game against No. 3 Florida State (Nov. 9), notching his first-career sack and finishing with 1.5 tackles for loss.

JONES' CAREER DEFENSIVE STATS

	G-GS	S-A-Tot	TFL-Yds	Sk-Yds	Int-Yds	PBU	FF-FR
2013	8-0	4-3-7	1.5-10	1.0-7	1-6	1	0-0
Career	8-0	4-3-7	1.5-10	1.0-7	1-6	1	0-0

JONES' GAME-BY-GAME DEFENSIVE STATS

2013	Opp	S-A-Tot	TFL-Yds	Sk-Yds	Int-Yds	PBU	FF-FR
8/29	Presbyterian	1-0-1	0-0	0-0	0-0	1	0-0
9/6	at Boston Col.	0-0-0	0-0	0-0	0-0	0	0-0
9/14	ULM	0-2-2	0-0	0-0	1-6	0	0-0
9/21	at Army	0-0-0	0-0	0-0	0-0	0	0-0
9/28	at Clemson	2-0-2	0-0	0-0	0-0	0	0-0
10/5	NC State		-DNP-				
10/19	Maryland		-DNP-				
10/26	at Miami	0-0-0	0-0	0-0	0-0	0	0-0
11/2	at Syracuse	0-0-0	0-0	0-0	0-0	0	0-0
11/9	Florida State	1-1-2	1.5-10	1.0-7	0-0	0	0-0
11/23	Duke		-DNP-				

ALEXANDER KINAL

PUNTER

R-So. • 6-4 • 210 • 1VL
Adelaide, South Australia
St. Peter's



2013 — Punted five times in the season-opener against Presbyterian (Aug. 29), finishing with a 36.4 average and one punt downed inside the 20 ... Booted a 54-yard punt against Boston College (Sept. 6) and finished the night with seven punts for an average of 44.1 yards ... Downed three punts inside the 20, including one at the two yard line, against ULM (Sept. 14) ... Averaged 38.2 yards per punt on nine punts against the Warhawks ... Punted four times for an average of 36.8 yards against Army (Sept. 21) ... Had 10 punts in the game at Clemson (Sept. 28) for an average of 40.2 yards and two inside the 20 ... Punted six times for an average of 36.3 yards in the win over NC State ... Averaged 42.0 yards per punt and downed a pair of kicks inside the 20 in the win against Maryland (Oct. 19) ... Had a solid game against No. 7 Miami (Oct. 26), punting five times for an average of 40.6 yards and downing one inside the 20 ... Punted a season-high 12 times for an average of 41.2 per punt and downed four kicks inside the 20 ... Downed four of his nine punts inside the 20 against No. 3 Florida State (Nov. 9) ... Averaged 38.4 yards per punt on seven punts against Duke (Nov. 23).

DEMON DEACON FOOTBALL

WAKE THE DEMONS

KINAL'S CAREER PUNTING STATS

	No.	Yds.	Avg.	Lg	In20	TB	FC	Blk
2012	95	3,819	40.6	61	28	5	25	0
2013	80	3,190	39.9	54	21	7	30	0
Career	175	7,009	40.1	61	49	12	55	0

2012 Punting Sequence

Liberty: 50, 31, 43, 25, 42, 31, 20, 46

UNC: 47, 48, 45, 50, 45, 34, 31

at Fla. St.: 42, 41, 37, 42, 37, 40, 58, 36, 41, 36, 34, 49, 27

Army: 38, 50, 24

Duke: 39, 48, 43, 41

at Maryland: 47, 16, 45, 43, 37, 32, 31, 43

at Virginia: 46, 35, 42, 54, 54, 50, 35, 48, 42, 39

Clemson: 41, 39, 30, 58, 41, 37, 46, 37, 29, **61**

Boston College: 34, 36, 38, 43, 37

at NC State: 50, 43, 46, 41, 45, 42, 44, 40, 57, 41, 37, 54

at Notre Dame: 35, 32, 48, 32, 40, 37, 41, 43, 39, 41

Vanderbilt: 38, 39, 40, 48, 57

2013 Punting Sequence

Presbyterian: 43, 27, 32, 40, 40

at Boston College: 44, 39, 54, 39, 48, 40, 45

ULM: 35, 39, 46, 42, 33, 37, 29, 44, 39

at Army: 44, 22, 47, 34

at Clemson: 50, 49, 47, 23, 44, 33, 40, 39, 37, 40

NC State: 46, 39, 17, 42, 39, 35

Maryland: 43, 41, 41, 33, 45, 49

at Miami: 43, 47, 37, 31, 45

at Syracuse: 44, 37, 49, 29, 43, 25, 53, 45, 51, 28, 48

Florida State: 50, 43, 29, 39, 50, 40, 47, 22, 47

Duke: 36, 42, 24, 42, 43, 40, 42

A.J. MARSHALL

FREE SAFETY

Sr. • 6-0 • 195 • 3VL
Durham, N.C.
Southern

17



2013 — Started the year with three solo stops against Presbyterian (Aug. 29) ... Notched a team-high tying seven tackles against Boston College (Sept. 6) ... Had seven tackles and his first pass breakup of the season against ULM (Sept. 14) ... Recorded eight tackles, including a career-best two for loss in the win at Army (Sept. 21) ... Finished with six tackles in the loss at Clemson (Sept. 28) ... Notched five tackles against NC State (Oct. 5) ... Had a great game against Maryland (Oct. 19), finishing with six tackles, including two for loss and his third-career interception ... Suffered a fractured fibula in the second quarter at No. 7 Miami.

MARSHALL'S CAREER DEFENSIVE STATS

	G-GS	S-A-Tot	TFL-Yds	Sk-Yds	Int-Yds	PBU	FF-FR
2010	11-3	18-4-22	1.0-10	1.0-10	0-0	1	0-0
2011	13-2	22-11-33	1.0-1	0.0-0	0-0	4	0-0
2012	12-12	41-35-76	3.0-6	0.0-0	2-39	3	1-0
2013	8-8	31-11-42	4.0-6	0.0-0	1-9	1	0-0
Career	44-25	112-61-173	9.0-24	1.0-10	3-48	9	1-0

MARSHALL'S GAME-BY-GAME DEFENSIVE STATS

	Opp	S-A-Tot	TFL-Yds	Sk-Yds	Int-Yds	PBU	FF-FR
9/2	Presbyterian	1-1-2	0-0	0-0	0	0	0-0
9/11	Duke	3-1-4	0-0	0-0	0	0	0-0
9/18	at Stanford	1-0-1	0-0	0-0	0	0	0-0
9/25	at Fla. St.	3-0-3	0-0	0-0	0	1	0-0

10/2	Ga. Tech	-DNP-					
10/9	Navy	1-1-2	0-0	0-0	0	0	0-0
10/16	at Va. Tech	6-1-7	0-0	0-0	0	0	0-0
10/30	at Maryland	0-0-0	0-0	0-0	0	0	0-0
11/6	Boston Col.	0-0-0	0-0	0-0	0	0	0-0
11/13	at NC State	0-0-0	0-0	0-0	0	0	0-0
11/20	Clemson	3-0-3	1.0-10	1.0-10	0	0	0-0
11/27	at Vanderbilt	0-0-0	0-0	0-0	0	0	0-0

	Opp	S-A-Tot	TFL-Yds	Sk-Yds	Int-Yds	PBU	FF-FR
9/1	at Syracuse	1-4-5	0-0	0-0	0	0	0-0
9/10	NC State	0-1-1	0-0	0-0	0	1	0-0
9/17	Gardner-Webb	0-0-0	0-0	0-0	0	1	0-0
10/1	at Boston Col.	0-0-0	0-0	0-0	0	0	0-0
10/8	Florida State	3-3-6	0-0	0-0	0	0	0-0
10/15	Virginia Tech	3-0-3	0-0	0-0	0	0	0-0
10/22	at Duke	8-2-10	1.0-1	0-0	0	0	0-0
10/29	at UNC	0-1-1	0-0	0-0	0	0	0-0
11/5	Notre Dame	1-1-2	0-0	0-0	0	2	0-0
11/12	at Clemson	1-0-1	0-0	0-0	0	0	0-0
11/19	Maryland	1-0-1	0-0	0-0	0	0	0-0
11/26	Vanderbilt	2-0-2	0-0	0-0	0	0	0-0
12/30	vs. Miss. St.	1-0-1	0-0	0-0	0	0	0-0

	Opp	S-A-Tot	TFL-Yds	Sk-Yds	Int-Yds	PBU	FF-FR
9/1	Liberty	2-4-6	1.5-4	0-0	1-39	2	0-0
9/8	UNC	4-2-6	0-0	0-0	0-0	0	0-0
9/15	at Fla. St.	0-0-0	0-0	0-0	0-0	0	0-0
9/22	Army	3-4-7	0-0	0-0	0-0	0	1-0
9/29	Duke	3-7-10	0-0	0-0	0-0	0	0-0
10/6	at Maryland	2-1-3	1.0-1	0-0	0-0	1	0-0
10/20	at Virginia	2-3-5	0-0	0-0	0-0	0	0-0
10/25	Clemson	5-3-8	0.5-1	0-0	0-0	0	0-0
11/3	Boston Coll.	5-1-6	0-0	0-0	1-0	0	0-0
11/10	at NC State	5-5-10	0-0	0-0	0-0	1	0-0
11/17	at Notre Dame	6-2-8	0-0	0-0	0-0	0	0-0
11/24	Vanderbilt	4-3-7	0-0	0-0	0-0	0	0-0

	Opp	S-A-Tot	TFL-Yds	Sk-Yds	Int-Yds	PBU	FF-FR
8/29	Presbyterian	3-0-3	0-0	0-0	0-0	0	0-0
9/6	at Boston Col.	5-2-7	0-0	0-0	0-0	0	0-0
9/14	ULM	5-2-7	0-0	0-0	0-0	1	0-0
9/21	at Army	8-0-8	2.0-3	0-0	0-0	0	0-0
9/28	at Clemson	3-3-6	0-0	0-0	0-0	0	0-0
10/5	NC State	1-4-5	0-0	0-0	0-0	0	0-0
10/19	Maryland	6-0-6	2.0-3	0-0	1-9	0	0-0
10/26	at Miami	0-0-0	0-0	0-0	0	0	0-0
11/2	at Syracuse	-	-INJ-				
11/9	Florida State	-	-INJ-				
11/23	Duke	-	-INJ-				

DEANDRE MARTIN

TAILBACK

R-So. • 6-2 • 235 • 1VL
Miami, Fla.
Hialeah-Miami Lakes

21



2013 — Carried the ball five times for 21 yards in the season-opening victory over Presbyterian (Aug. 29) ... Had five carries for eight yards and also caught one pass in the loss at Boston College (Sept. 6) ... Ran two times for five yards in the win at Army (Sept. 21) ... Had four carries and finished with 18 yards in the loss at Clemson (Sept. 28) ... Also caught a pair of passes for 10 yards against the Tigers ... Caught one pass for three yards in the win over NC State (Oct. 5) ... Saw action in one play against No. 7 Miami (Oct. 26) and threw an incomplete pass ... Played special teams but did not record any stats against Syracuse (Nov. 2).

MARTIN'S CAREER RUSHING STATS

	G-GS	Car	Yds	Avg	TD	Lg/Opponent
2012	11-1	128	489	3.8	6	37/Army
2013	7-0	16	52	3.3	0	15/Clemson
Career	18-1	144	541	3.8	6	37/Army

MARTIN'S CAREER RECEIVING STATS

	G-GS	Rec	Yds	Avg	TD	Lg/Opponent
2012	11-1	16	135	8.4	0	36/Duke
2013	7-0	4	13	3.3	0	5/Clemson
Career	18-1	20	148	7.4	0	36/Duke

MARTIN'S GAME-BY-GAME RUSHING STATS

	Opponent	Car	Yds	Avg	TD	TD Yds
9/1	Liberty	21	74	3.5	1	2
9/8	UNC	4	13	3.3	1	4
9/15	at Fla. St.	8	14	1.8	0	-
9/22	Army	13	115	8.8	2	10, 37
9/29	Duke	11	63	5.7	1	4
10/6	at Maryland	-	-DNP-			
10/20	at Virginia	8	25	3.1	0	-
10/25	Clemson	8	9	1.1	0	-
11/3	Boston College	8	22	2.8	0	-
11/10	at NC State	7	41	5.9	0	-
11/17	at Notre Dame	16	41	2.6	0	-
11/24	Vanderbilt	24	72	3.0	1	1

	Opponent	Car	Yds	Avg	TD	TD Yds
8/29	Presbyterian	5	21	4.2	0	-
9/6	at Boston Col.	5	8	1.6	0	-
9/14	ULM	-	-DNP-			
9/21	at Army	2	5	2.5	0	-
9/28	at Clemson	4	18	4.5	0	-
10/5	NC State	0	0	0.0	0	-
10/19	Maryland	-	-DNP-			
10/26	at Miami	0	0	0.0	0	-
11/2	at Syracuse	0	0	0.0	0	-
11/9	Florida State	0	0	0.0	0	-
11/23	Duke	-	-DNP-			

MARTIN'S GAME-BY-GAME RECEIVING STATS

	Opponent	Rec	Yds	Avg	TD	TD Yds
9/1	Liberty	2	13	6.5	0	-
9/8	UNC	0	0	0.0	0	-
9/15	at Fla. St.	1	-2	-2.0	0	-
9/22	Army	0	0	0.0	0	-
9/29	Duke	1	36	36.0	0	-
10/6	at Maryland	-	-DNP-			
10/20	at Virginia	0	0	0.0	0	-
10/25	Clemson	2	13	6.5	0	-
11/3	Boston College	1	4	4.0	0	-
11/10	at NC State	1	3	3.0	0	-
11/17	at Notre Dame	6	34	5.7	0	-
11/24	Vanderbilt	2	34	17.0	0	-

	Opponent	Rec	Yds	Avg	TD	TD Yds
8/29	Presbyterian	0	0	0.0	0	-
9/6	at Boston Col.	1	1	1.0	0	-
9/14	ULM	-	-DNP-			
9/21	at Army	0	0	0.0	0	-
9/28	at Clemson	2	10	5.0	0	-
10/5	NC State	1	2	2.0	0	-
10/19	Maryland	-	-DNP-			
10/26	at Miami	0	0	0.0	0	-
11/2	at Syracuse	0	0	0.0	0	-
11/9	Florida State	0	0	0.0	0	-
11/23	Duke	-	-DNP-			

DEMON DEACON FOOTBALL

WAKE THE DEMONS

TEDDY MATTHEWS

INSIDE LINEBACKER

R-Fr. • 6-3 • 225 • RS
West Palm Beach, Fla.
Royal Palm Beach



2013 — Made his Demon Deacon debut against Presbyterian (Aug. 29) and finished with the tackles ... Saw action on special teams at Boston College (Sept. 6) and against ULM (Sept. 14) ... Was on the kickoff unit against Army (Sept. 21) but did not record a tackle ... Finished with a team-high nine tackles, including seven solo tackles in the game at Clemson (Sept. 28) ... Had one stop in the win over NC State (Oct. 5) ... Made a pair of tackles in the Homecoming victory over Maryland (Oct. 19) ... Recorded his first-career sack for his lone tackle of the game at No. 7 Miami (Oct. 26) ... Did not record a tackle in the lost at Syracuse (Nov. 2) ... Made two solo stops against No. 3 Florida State (Nov. 9) ... Recorded one special teams tackle in the final home game of the season against Duke (11/23).

MATTHEWS' CAREER DEFENSIVE STATS

	G-GS	S-A-Tot	TFL-Yds	Sk-Yds	Int-Yds	PBU	FF-FR
2013	11-0	13-6-19	1.0-9	1.0-9	0-0	0	0-0
Career	11-0	13-6-19	1.0-9	1.0-9	0-0	0	0-0

MATTHEWS' GAME-BY-GAME DEFENSIVE STATS

2013	Opp	S-A-Tot	TFL-Yds	Sk-Yds	Int-Yds	PBU	FF-FR
8/29	Presbyterian	2-1-3	0-0	0-0	0-0	0	0-0
9/6	at Boston Col.	0-0-0	0-0	0-0	0-0	0	0-0
9/14	ULM	0-0-0	0-0	0-0	0-0	0	0-0
9/21	at Army	0-0-0	0-0	0-0	0-0	0	0-0
9/28	at Clemson	7-2-9	0-0	0-0	0-0	0	0-0
10/5	NC State	0-1-1	0-0	0-0	0-0	0	0-0
10/19	Maryland	1-1-2	0-0	0-0	0-0	0	0-0
10/26	at Miami	1-0-1	1.0-9	1.0-9	0-0	0	0-0
11/2	at Syracuse	0-0-0	0-0	0-0	0-0	0	0-0
11/9	Florida State	2-0-2	0-0	0-0	0-0	0	0-0
11/23	Duke	0-1-1	0-0	0-0	0-0	0	0-0

MERRILL NOEL

CORNERBACK

R-Jr. • 5-10 • 180 • 2VL
Pahokee, Fla.
Pahokee



2013 — Started at cornerback in the season opener vs. Presbyterian (Aug. 29) and recorded four tackles ... Tied for the team lead with seven tackles at Boston College (Sept. 6) ... Intercepted his first pass of the season against ULM (Sept. 14) and ran it back 11 yards ... Also had two pass break ups and five tackles against the Warhawks ... Had two tackles at Army (Sept. 21) ... Recorded five tackles and broke up one pass at Clemson (Sept. 28) ... Sealed the victory vs. NC State (Oct. 5) with an interception in the waning seconds of the game ... Also had five tackles and one pass break up against the Wolfpack ... Enjoyed a great game on Homecoming against Maryland (Oct. 19), notching his third interception of season to go along with five solo tackles, one pass breakup and his second-career forced fumble ... His 49-yard interception return against the Terrapins was the longest of his career ... Made two tackles and broke up one pass at Miami (Oct. 26) ... Had four tackles at Syracuse (Nov. 2) ... Collected six tackles, forced a fumble

and recovered his first-career fumble vs. Florida State (Nov. 9) ... Made seven tackles, including a tackle for loss, and forced a fumble vs. Duke (Nov. 23).

NOEL'S CAREER DEFENSIVE STATS

	G-GS	S-A-Tot	TFL-Yds	Sk-Yds	Int-Yds	PBU	FF-FR
2011	13-13	54-12-66	1-3	0-0	2-32	19	1-0
2012	9-7	24-9-33	1.5-3	0.5-1	0-0	3	0-0
2013	11-11	38-15-53	2.5-7	0.0-0	3-60	6	3-1
Career	33-31	116-36-152	5.0-13	0.5-1	5-92	28	4-1

NOEL'S GAME-BY-GAME DEFENSIVE STATS

2011	Opp	S-A-Tot	TFL-Yds	Sk-Yds	Int-Yds	PBU	FF-FR
9/1	at Syracuse	5-0-5	0-0	0-0	0-0	0	0-0
9/10	NC State	0-0-0	0-0	0-0	0-0	1	0-0
9/17	Gardner-Webb	2-2-4	0-0	0-0	0-0	1	0-0
10/1	at Boston Col.	5-1-6	1.0-3	0-0	0-0	3	0-0
10/8	Florida State	7-1-8	0-0	0-0	1-14	3	0-0
10/15	Virginia Tech	2-1-3	0-0	0-0	0-0	4	0-0
10/22	at Duke	6-1-7	0-0	0-0	0-0	3	0-0
10/29	at UNC	5-2-7	0-0	0-0	0-0	0	0-0
11/5	Notre Dame	5-0-5	0-0	0-0	0-0	0	0-0
11/12	at Clemson	4-2-6	0-0	0-0	0-0	1	0-0
11/19	Maryland	3-1-4	0-0	0-0	0-0	2	1-0
11/26	Vanderbilt	4-0-4	0-0	0-0	0-0	1	0-0
12/30	Mississippi St.	6-1-7	0-0	0-0	1-18	0	0-0

2012	Opp	S-A-Tot	TFL-Yds	Sk-Yds	Int-Yds	PBU	FF-FR
9/1	Liberty	-INJ-					
9/8	UNC	3-1-4	1.0-2	0-0	0-0	1	0-0
9/15	at Fla. St.	1-2-3	0.5-1	0-0	0-0	0	0-0
9/22	Army	1-0-1	0-0	0-0	0-0	1	0-0
9/29	Duke	2-1-3	0-0	0-0	0-0	0	0-0
10/6	at Maryland	-DNP-					
10/20	at Virginia	4-2-6	0-0	0-0	0-0	1	0-0
10/25	Clemson	1-0-1	0-0	0-0	0-0	0	0-0
11/3	Boston Col.	3-1-4	0-0	0-0	0-0	0	0-0
11/10	at NC State	4-2-6	0-0	0-0	0-0	0	0-0
11/17	at Notre Dame	5-0-5	0-0	0-0	0-0	0	0-0
11/24	Vanderbilt	-INJ-					

2013	Opp	S-A-Tot	TFL-Yds	Sk-Yds	Int-Yds	PBU	FF-FR
8/29	Presbyterian	3-1-4	0-0	0-0	0-0	0	0-0
9/6	at Boston Col.	6-1-7	0-0	0-0	0-0	0	0-0
9/14	ULM	4-1-5	0-0	0-0	1-11	2	0-0
9/21	at Army	0-2-2	0-0	0-0	0-0	0	0-0
9/28	at Clemson	5-0-5	0-0	0-0	0-0	1	0-0
10/5	NC State	3-3-6	0.5-0	0-0	1-0	1	0-0
10/19	Maryland	5-0-5	0-0	0-0	1-49	1	1-0
10/26	at Miami	2-0-2	0-0	0-0	0-0	1	0-0
11/2	at Syracuse	3-1-4	1.0-5	0-0	0-0	0	0-0
11/9	Florida State	2-4-6	0-0	0-0	0-0	0	1-1
11/23	Duke	5-2-7	1.0-2	0-0	0-0	0	1-0

MIKE OLSON

INSIDE LINEBACKER

R-Sr. • 6-3 • 230 • 3VL
Ashburn, Va.
Stone Bridge



2013 — Tied for the team lead with seven tackles in the season opener vs. Presbyterian (Aug. 29) ... Also picked off a pass and forced his first-career fumble against the Blue Hose ... Recorded five solo tackles at Boston College (Sept. 6) ... Led the Deacs with 12 tackles (eight solo, four assisted) against ULM (Sept. 14) ... Also

blocked his first career kick, getting a hand on a fourth quarter field goal against the Warhawks ... Racked up 10 tackles and had one pass break up at Army (Sept. 21) ... Had two tackles and broke up one pass at Clemson (Sept. 28) ... Made eight tackles and recorded half a sack, half a tackle for loss and one pass break up in a win vs. NC State (Oct. 5) ... Had four tackles and a pass break up vs. Maryland (Oct. 19) ... Recorded eight tackles at Miami (Oct. 26) ... Made three tackles at Syracuse (Nov. 2) ... Was third on the team with eight tackles and had 0.5 TFL vs. Florida State (Nov. 9) ... Recorded six tackles on Senior Day vs. Duke (Nov. 23).

OLSON'S CAREER DEFENSIVE STATS

	G-GS	S-A-Tot	TFL-Yds	Sk-Yds	Int-Yds	PBU	FF-FR
2010	12-0	23-20-43	2.5-25	2.5-25	0-0	0	0-1
2011	12-3	32-25-57	6.0-18	0.0-0	0-0	1	0-2
2012	11-11	39-39-78	3.5-12	1.0-1	1-0	2	0-0
2013	11-11	48-25-73	1.0-2	0.5-0	1-0	4	1-0
Career	46-25	142-109-251	13.0-57	4.0-26	2-0	7	1-3

OLSON'S GAME-BY-GAME DEFENSIVE STATS

2010	Opp	S-A-Tot	TFL-Yds	Sk-Yds	Int-Yds	PBU	FF-FR
9/2	Presbyterian	0-1-1	0-0	0-0	0-0	0	0-0
9/11	Duke	2-1-3	0-0	0-0	0-0	0	0-0
9/18	at Stanford	1-0-1	0-0	0-0	0-0	0	0-0
9/25	at Fla. St.	0-0-0	0-0	0-0	0-0	0	0-0
10/2	Ga. Tech	1-1-2	0-0	0-0	0-0	0	0-1
10/9	Navy	1-2-3	0.5-2	0.5-2	0-0	0	0-0
10/16	at Va. Tech	1-3-4	0-0	0-0	0-0	0	0-0
10/30	at Maryland	0-4-4	0-0	0-0	0-0	0	0-0
11/6	Boston Col.	4-3-7	0-0	0-0	0-0	0	0-0
11/13	at NC State	3-3-6	0-0	0-0	0-0	0	0-0
11/20	Clemson	5-2-7	0-0	0-0	0-0	0	0-0
11/27	at Vanderbilt	5-0-5	2.0-23	2.0-23	0-0	0	0-0

2011	Opp	S-A-Tot	TFL-Yds	Sk-Yds	Int-Yds	PBU	FF-FR
9/1	at Syracuse	2-0-2	0-0	0-0	0-0	0	0-1
9/10	NC State	3-1-4	0-0	0-0	0-0	0	0-0
9/17	Gardner-Webb	0-3-3	2.0-4	0-0	0-0	0	0-0
10/1	at Boston Col.	3-4-7	0-0	0-0	0-0	0	0-0
10/8	Florida State	1-4-5	1.0-5	0-0	0-0	0	0-0
10/15	Virginia Tech	4-3-7	0-0	0-0	0-0	0	0-0
10/22	at Duke	3-2-5	0-0	0-0	0-0	0	0-0
10/29	at UNC	0-2-2	0-0	0-0	0-0	0	0-1
11/5	Notre Dame	6-2-8	1.0-6	0-0	0-0	0	0-0
11/12	at Clemson	4-2-6	1.0-1	0-0	0-0	1	0-0
11/19	Maryland	6-1-7	1.0-2	0-0	0-0	0	0-0
11/26	Vanderbilt	0-1-1	0-0	0-0	0-0	0	0-0
12/30	Mississippi st.	-INJ-					

2012	Opp	S-A-Tot	TFL-Yds	Sk-Yds	Int-Yds	PBU	FF-FR
9/1	Liberty	4-5-9	0-0	0-0	0-0	0	0-0
9/8	UNC	2-2-4	1.0-1	0-0	0-0	1	0-0
9/15	at Fla. St.	4-2-6	0-0	0-0	0-0	0	0-0
9/22	Army	6-6-12	1.0-1	1.0-1	0-0	0	0-0
9/29	Duke	5-8-13	1.0-9	0-0	0-0	0	0-0
10/6	at Maryland	-DNP-					
10/20	at Virginia	4-3-7	0-0	0-0	0-0	1	0-0
10/25	Clemson	3-5-8	0-0	0-0	0-0	0	0-0
11/3	Boston Col.	1-1-2	0.5-1	0-0	1-0	0	0-0
11/10	at NC State	2-5-7	0-0	0-0	0-0	0	0-0
11/17	at Notre Dame	4-2-6	0-0	0-0	0-0	0	0-0
11/24	Vanderbilt	4-0-4	0-0	0-0	0-0	0	0-0

2013	Opp	S-A-Tot	TFL-Yds	Sk-Yds	Int-Yds	PBU	FF-FR
8/29	Presbyterian	5-2-7	0-0	0-0	1-0	0	1-0
9/6	at Boston Col.	5-0-5	0-0	0-0	0-0	0	0-0
9/14	ULM	8-4-12	0-0	0-0	0-0	0	0-0
9/21	at Army	5-5-10	0-0	0-0	0-0	1	0-0
9/28	at Clemson	2-0-2	0-0	0-0	0-0	1	0-0

DEMON DEACON FOOTBALL

WAKE THE DEMONS

10/5	NC State	7-1-8	0.5-0	0.5-0	0-0	1	0-0
10/19	Maryland	4-0-4	0-0	0-0	0-0	1	0-0
10/26	at Miami	5-3-8	0-0	0-0	0-0	0	0-0
11/2	at Syracuse	1-2-3	0-0	0-0	0-0	0	0-0
11/9	Florida State	3-5-8	0.5-2	0-0	0-0	0	0-0
11/23	Duke	3-3-6	0-0	0-0	0-0	0	0-0

TANNER PRICE

QUARTERBACK

Sr. • 6-2 • 205 • 3VL
Austin, Texas
Westlake



2013 — Threw for one touchdown and ran for another in the Deacs' season-opening win vs. Presbyterian (Aug. 29) ... Ran the ball 14 times for 31 yards and went 14-for-25 through the air for 219 yards against the Blue Hose ... Completed 18-of-30 passes for 191 yards and a touchdown at Boston College (Sept. 6) ... Went 28-for-47 through the air against ULM (Sept. 14) and threw touchdown passes of 65 yards and 23 yards to Orville Reynolds ... His 23-yard touchdown pass came with four seconds left on the clock and capped a 97-yard drive (all through the air), but the Deacs were unsuccessful at their two-point conversion ... Ran for 66 yards on 11 carries at Army (Sept. 21), while throwing for 132 yards and one touchdown ... Threw for 125 yards and a touchdown at Clemson (Sept. 28) ... Carried the ball a career-high 18 times for a career-high 82 yards and a touchdown in a win over NC State (Oct. 5) ... Also went 24-of-39 through the air for 268 yards and three touchdowns against the Wolfpack ... Threw for a touchdown, ran for a touchdown and caught a touchdown pass in a win vs. Maryland (Oct. 19) ... His TD reception came from Michael Campanaro and was the first catch of his career, while he was able to go 26-of-36 through the air for 231 yards and a score against the Terrapins ... Tossed two touchdowns and went 25-of-45 for 302 yards at Miami (Oct. 26) ... Completed 22 passes for 173 at Syracuse (Nov. 2) ... Ran the ball 18 times for 45 yards and a touchdown on Senior Day vs. Duke (Nov. 23) ... Also threw the ball for 124 yards and a score against the Blue Devils.

PRICE'S CAREER PASSING STATS

	G-GS	Cmp	Att	Pct	Yds	Int	TD	Lg/Opponent
2010	11-9	137	241	56.8	1,349	8	7	78/Virginia Tech
2011	13-13	253	422	60.0	3,017	6	20	79/Virginia Tech
2012	12-12	228	410	55.6	2,300	7	12	73/at Maryland
2013	11-11	190	346	54.9	2,078	9	13	66/at Army
Career	47-45	808	1,419	56.9	8,744	30	52	79/Virginia Tech

PRICE'S CAREER RUSHING STATS

	G-GS	Car	Yds	Avg	TD	Lg/Opponent
2010	11-9	75	120	1.6	4	28/Stanford
2011	13-13	78	-53	-0.7	1	23/at Duke
2012	12-12	77	-26	-0.3	2	25/Duke
2013	11-11	111	193	1.7	4	16/NC State
Career	47-45	341	234	0.7	11	28/Stanford

PRICE'S GAME-BY-GAME PASSING STATS

2010	Opponent	Cmp	Att	Yds	Int	TD	TD Pass
9/2	Presbyterian	1	7	4	0	0	--
9/11	Duke	12	19	190	1	3	13, 38, 23
9/18	at Stanford	8	18	76	1	0	--
9/25	at Florida State	6	12	35	1	0	--
10/2	Ga. Tech	-DNP-					
10/9	Navy	37	53	326	0	2	11, 12
10/16	at Virginia Tech	3	16	92	0	1	78

10/30	at Maryland	16	31	156	1	1	8
11/6	Boston Col.	18	30	177	4	0	--
11/13	at NC State	9	11	69	0	0	--
11/20	Clemson	17	30	151	0	0	--
11/27	at Vanderbilt	10	14	73	0	0	--

2011	Opponent	Cmp	Att	Yds	Int	TD	TD Pass
9/1	at Syracuse	18	31	289	0	3	60, 16, 22
9/10	NC State	22	35	297	1	1	31
9/17	Gardner-Webb	21	32	281	0	2	5, 19
10/1	at Boston Col.	19	29	252	1	1	47
10/8	Florida State	21	35	233	0	3	22, 2, 8
10/15	Virginia Tech	19	33	254	1	2	79, 4
10/22	at Duke	15	25	215	0	2	26, 66
10/29	at UNC	17	29	146	3	0	--
11/5	Notre Dame	17	24	187	0	1	20
11/12	at Clemson	24	37	172	0	1	3
11/19	Maryland	20	32	320	0	3	2, 10, 35
11/26	Vanderbilt	16	34	157	0	1	10
12/30	Mississippi St.	24	46	214	0	0	-

2012	Opponent	Cmp	Att	Yds	Int	TD	TD Pass
9/1	Liberty	16	28	195	1	1	31
9/8	UNC	27	38	327	1	0	-
9/15	at Fla. St.	8	22	82	0	0	-
9/22	Army	15	24	221	0	2	41, 7
9/29	Duke	19	38	230	2	2	34, 4
10/6	at Maryland	13	38	170	0	2	73, 7
10/20	at Virginia	7	18	102	0	0	-
10/25	Clemson	27	44	232	0	2	8, 18
11/3	Boston Col.	39	57	293	1	3	5, 27, 16
11/10	at NC State	18	33	113	1	0	-
11/17	at Notre Dame	22	33	153	0	0	-
11/24	Vanderbilt	17	36	182	1	0	-

2013	Opponent	Cmp	Att	Yds	Int	TD	TD Pass
8/29	Presbyterian	14	25	219	0	1	20
9/6	at Boston Col.	18	30	191	1	1	30
9/14	ULM	28	47	310	0	2	65, 23
9/21	at Army	6	17	132	1	1	66
9/28	at Clemson	14	22	125	0	1	10
10/5	NC State	24	39	268	1	3	10, 3, 27
10/19	Maryland	26	36	231	0	1	10
10/26	at Miami	25	45	302	1	2	9, 44
11/2	at Syracuse	22	54	173	1	0	-
11/9	Florida State	1	4	3	3	0	-
11/23	Duke	12	27	124	1	1	6

PRICE'S GAME-BY-GAME RUSHING STATS

2010	Opponent	Att	Yds	Avg	TD	TD Yds
9/2	Presbyterian	3	17	5.7	0	--
9/11	Duke	10	56	5.6	1	1
9/18	at Stanford	16	65	4.1	1	28
9/25	at Florida State	8	16	2.0	0	--
10/2	Ga. Tech	-DNP-				
10/9	Navy	2	9	4.5	1	1
10/16	at Virginia Tech	2	-1	-0.5	0	--
10/30	at Maryland	7	-35	-5.0	0	--
11/6	Boston Col.	4	-17	-4.2	0	--
11/13	at NC State	6	-20	-4.5	0	--
11/20	Clemson	9	0	0.0	0	--
11/27	at Vanderbilt	8	30	2.6	1	4

2011	Opponent	Att	Yds	Avg	TD	TD Yds
9/1	at Syracuse	7	6	0.9	0	--
9/10	NC State	5	-16	-0.2	0	--
9/17	Gardner-Webb	4	-17	-4.2	1	1
10/1	at Boston Col.	4	15	3.6	0	--
10/8	Florida State	4	-34	-8.5	0	--
10/15	Virginia Tech	7	-33	-4.7	0	--

10/22	at Duke	9	29	3.2	0	--
10/29	at UNC	2	-6	-3.0	0	--
11/5	Notre Dame	6	10	1.7	0	--
11/12	at Clemson	10	-4	-0.4	0	--
11/19	Maryland	7	22	3.1	0	--
11/26	Vanderbilt	5	-1	-0.1	0	--
12/30	Mississippi St.	8	-24	-3.0	0	--


2012	Opponent	Att	Yds	Avg	TD	TD Yds
9/1	Liberty	6	19	3.2	0	--
9/8	UNC	7	5	0.7	2	2, 1
9/15	at Fla. State	5	-19	-3.8	0	--
9/22	Army	5	26	5.2	0	--
9/29	Duke	6	11	1.8	0	--
10/6	at Maryland	8	-8	-1.0	0	--
10/20	at Virginia	12	24	2.0	0	--
10/25	Clemson	8	-46	-5.8	0	--
11/3	Boston Col.	4	17	4.2	0	--
11/10	at NC State	7	-39	-5.6	0	--
11/17	at Notre Dame	1	-9	-9.0	0	--
11/24	Vanderbilt	8	-7	-0.9	0	--

2013	Opponent	Att	Yds	Avg	TD	TD Yds
8/29	Presbyterian	14	31	2.2	1	3
9/6	at Boston Col.	8	-13	-1.6	0	--
9/14	ULM	7	2	0.3	0	--
9/21	at Army	11	66	6.0	0	--
9/28	at Clemson	8	-10	-1.3	0	--
10/5	NC State	18	82	4.6	1	1
10/19	Maryland	9	5	0.6	1	4
10/26	at Miami	13	12	0.9	0	--
11/2	at Syracuse	4	-12	-3.0	0	--
11/9	Florida State	0	0	0.0	0	--
11/23	Duke	18	45	2.5	1	12

SHERMAN RAGLAND III

WIDE RECEIVER

R-So. • 6-2 • 195 • 1VL
Durham, N.C.
Southern



2013 — Made his first appearance of the season at Clemson (Sept. 28) and caught his first-career touchdown pass, a 10-yard strike from Tanner Price ... Started and caught four passes for 23 yards in a win vs. NC State (Oct. 5) ... Had his best game as a Deacon to date at Syracuse (Nov. 2), catching a career-high 10 passes for a career-high 91 receiving yards ... Caught one pass for three yards vs. Florida State (Nov. 9) ... Led the team with four receptions against Duke (Nov. 23).

RAGLAND'S CAREER RECEIVING STATS

	G-GS	Rec	Yds	Avg	TD	Lg/Opponent
2012	11-6	23	247	10.7	0	41/Fla. St.
2013	6-3	20	154	7.7	1	23/at Syracuse
TOTAL	17-9	43	401	9.3	1	41/Fla. St.

RAGLAND'S GAME-BY-GAME RECEIVING STATS

2012	Opponent	Rec	Yds	Avg	TD	TD Yds
9/1	Liberty	2	21	10.5	0	--
9/8	UNC	2	42	21.0	0	--
9/15	at Fla. St.	2	48	24.0	0	--
9/22	Army	0	0	0.0	0	--
9/29	Duke	3	28	9.3	0	--
10/6	at Maryland	1	1	1.0	0	--
10/20	at Virginia	-INJ-				

DEMON DEACON FOOTBALL


WAKE THE DEMONS

10/25	Clemson	1	6	6.0	0	--
11/3	Boston Col.	4	39	9.8	0	--
11/10	at NC State	4	35	8.8	0	--
11/17	at Notre Dame	3	21	7.0	0	--
11/24	Vanderbilt	1	6	6.0	0	--

2013	Opponent	Rec	Yds	Avg	TD	TD Yds
8/29	Presbyterian	-DNP-				
9/6	at Boston Col.	-DNP-				
9/14	ULM	-DNP-				
9/21	at Army	-DNP-				
9/28	at Clemson	1	10	10.0	1	10
10/5	NC State	4	23	5.8	0	--
10/19	Maryland	-DNP-				
10/26	at Miami	0	0	0.0	0	--
11/2	at Syracuse	10	91	9.1	0	--
11/9	Florida State	1	3	3.0	0	--
11/23	Duke	4	24	6.0	0	--

ALLEN RAMSEY II CORNERBACK

R-So. • 6-0 • 190 • 1VL
Fort Lauderdale, Fla.
Dillard



2013 — Recorded one solo tackle and two assisted tackles at Boston College (Sept. 6) ... Made two tackles against ULM (Sept. 14) ... Had a tackle against Maryland (Oct. 19) ... Recorded a solo tackle at Miami (Oct. 26) ... Made one tackle at Syracuse (Nov. 2) ... Had two tackles against Florida State (Nov. 9) ... Had two tackles vs. Duke (Nov. 23).

RAMSEY'S CAREER DEFENSIVE STATS

	G-GS	S-A-Tot	TFL-Yds	Sk-Yds	Int-Yds	PBU	FF-FR
2012	10-0	7-2-9	1.0-4	0.0-0	1-0	0	0-1
2013	9-0	5-7-12	0.0-0	0.0-0	0-0	0	0-0
Career	19-0	12-9-21	1.0-4	0.0-0	1-0	0	0-1

RAMSEY'S GAME-BY-GAME DEFENSIVE STATS

2012	Opp	S-A-Tot	TFL-Yds	Sk-Yds	Int-Yds	PBU	FF-FR
9/1	Liberty	0-0-0	0-0	0-0	0-0	0	0-0
9/8	UNC	-DNP-					
9/15	at Fla. St.	0-0-0	0-0	0-0	0-0	0	0-0
9/22	Army	0-0-0	0-0	0-0	0-0	0	0-0
9/29	Duke	-DNP-					
10/6	at Maryland	0-0-0	0-0	0-0	0-0	0	0-1
10/20	at Virginia	0-0-0	0-0	0-0	0-0	0	0-0
10/25	Clemson	1-0-1	1.0-4	0-0	0-0	0	0-0
11/3	Boston Col.	1-0-1	0-0	0-0	0-0	0	0-0
11/10	at NC State	3-1-4	0-0	0-0	0-0	0	0-0
11/17	at Notre Dame	2-1-3	0-0	0-0	1-0	0	0-0
11/24	Vanderbilt	0-0-0	0-0	0-0	0-0	0	0-0

2013	Opp	S-A-Tot	TFL-Yds	Sk-Yds	Int-Yds	PBU	FF-FR
8/29	Presbyterian	0-0-0	0-0	0-0	0-0	0	0-0
9/6	at Boston Col.	1-2-3	0-0	0-0	0-0	0	0-0
9/14	ULM	1-1-2	0-0	0-0	0-0	0	0-0
9/21	at Army	0-0-0	0-0	0-0	0-0	0	0-0
9/28	at Clemson	-DNP-					
10/5	NC State	-DNP-					
10/19	Maryland	0-1-1	0-0	0-0	0-0	0	0-0
10/26	at Miami	1-0-1	0-0	0-0	0-0	0	0-0
11/2	at Syracuse	0-1-1	0-0	0-0	0-0	0	0-0
11/9	Florida State	1-1-2	0-0	0-0	0-0	0	0-0

11/23	Duke	1-1-2	0-0	0-0	0-0	0	0-0
-------	------	-------	-----	-----	-----	---	-----

KRISTOPHER REDDING DEFENSIVE END

R-Sr. • 6-4 • 275 • 3VL
Douglasville, Ga.
Whitefield Academy



2013 — Started and recorded one tackle in the season opener vs. Presbyterian (Aug. 29) ... Made four tackles at Boston College (Sept. 6) ... Recorded four tackles at home against ULM (Sept. 14) ... Made three solo tackles at Army (Sept. 21) ... Collected two tackles at Clemson (Sept. 28) ... Had a tackle vs. NC State (Oct. 5) ... Turned in one tackle at Miami (Oct. 26) ... Made three tackles at Syracuse (Nov. 2) before leaving the game due to injury ... Had three tackles and a QB hurry against Duke on Senior Day (Nov. 23).

REDDING'S CAREER DEFENSIVE STATS

	G-GS	S-A-Tot	TFL-Yds	Sk-Yds	Int-Yds	PBU	FF-FR
2010	9-0	3-3-6	1.0-3	0-0	0-0	0	0-0
2011	10-0	2-1-3	0.5-0	0-0	0-0	0	0-0
2012	11-7	14-16-30	5.5-28	3.5-24	0-0	4	2-1
2013	11-10	11-11-22	0.0-0	0.0-0	0-0	0	0-0
Career	41-17	30-31-61	7.0-31	3.5-24	0-0	4	2-1

REDDING'S GAME-BY-GAME DEFENSIVE STATS

2010	Opp	S-A-Tot	TFL-Yds	Sk-Yds	Int-Yds	PBU	FF-FR
9/2	Presbyterian	0-0-0	0-0	0-0	0-0	0	0-0
9/11	Duke	1-0-1	0-0	0-0	0-0	0	0-0
9/18	at Stanford	1-0-1	0-0	0-0	0-0	0	0-0
9/25	at Fla. State	1-0-1	0-0	0-0	0-0	0	0-0
10/2	Ga. Tech	-DNP-					
10/9	Navy	-DNP-					
10/16	at Va. Tech	0-0-0	0-0	0-0	0-0	0	0-0
10/30	at Maryland	0-2-2	0-0	0-0	0-0	0	0-0
11/6	Boston Col.	-DNP-					
11/13	at NC State	0-0-0	0-0	0-0	0-0	0	0-0
11/20	Clemson	0-0-0	0-0	0-0	0-0	0	0-0
11/27	at Vanderbilt	1-0-1	1.0-3	0-0	0-0	0	0-0

2011	Opp	S-A-Tot	TFL-Yds	Sk-Yds	Int-Yds	PBU	FF-FR
9/1	at Syracuse	0-0-0	0-0	0-0	0-0	0	0-0
9/10	NC State	0-0-0	0-0	0-0	0-0	0	0-0
9/17	Gardner-Webb	1-1-2	0.5-0	0-0	0-0	0	0-0
10/1	at Boston Col.	0-0-0	0-0	0-0	0-0	0	0-0
10/8	Florida State	0-0-0	0-0	0-0	0-0	0	0-0
10/15	Virginia Tech	0-0-0	0-0	0-0	0-0	0	0-0
10/22	at Duke	0-0-0	0-0	0-0	0-0	0	0-0
10/29	at UNC	1-0-1	0-0	0-0	0-0	0	0-0
11/5	Notre Dame	-DNP-					
11/12	at Clemson	-DNP-					
11/19	Maryland	-DNP-					
11/26	Vanderbilt	0-0-0	0-0	0-0	0-0	0	0-0
12/30	Mississippi St.	0-0-0	0-0	0-0	0-0	0	0-0


2012	Opp	S-A-Tot	TFL-Yds	Sk-Yds	Int-Yds	PBU	FF-FR
9/1	Liberty	1-2-3	0.5-2	0-0	0-0	0	1-0
9/8	UNC	2-3-5	0.5-1	0-0	0-0	0	0-0
9/15	at Fla. St.	3-1-4	2.0-11	2.0-11	0-0	0	1-0
9/22	Army	4-5-9	1.0-1	0-0	0-0	0	0-0
9/29	Duke	1-1-2	0-0	0-0	0-0	1	0-0
10/6	at Maryland	1-0-1	0-0	0-0	0-0	0	0-0
10/20	at Virginia	0-1-1	0-0	0-0	0-0	0	0-0
10/25	Clemson	0-1-1	0-0	0-0	0-0	0	0-0
11/3	Boston Col.	1-1-2	0.5-2	0.5-2	0-0	2	0-0

11/10	at NC State	1-1-2	1.0-11	1.0-11	0-0	1	0-1
11/17	at Notre Dame	0-0-0	0-0	0-0	0-0	0	0-0
11/24	Vanderbilt	-INJ-					

2013	Opp	S-A-Tot	TFL-Yds	Sk-Yds	Int-Yds	PBU	FF-FR
8/29	Presbyterian	0-1-1	0.0-0	0.0-0	0-0	0	0-0
9/6	at Boston Col.	2-2-4	0.0-0	0.0-0	0-0	0	0-0
9/14	ULM	2-2-4	0.0-0	0.0-0	0-0	0	0-0
9/21	at Army	3-0-3	0.0-0	0.0-0	0-0	0	0-0
9/28	at Clemson	2-0-2	0.0-0	0.0-0	0-0	0	0-0
10/5	NC State	0-1-1	0.0-0	0.0-0	0-0	0	0-0
10/19	Maryland	0-0-0	0.0-0	0.0-0	0-0	0	0-0
10/26	at Miami	0-1-1	0.0-0	0.0-0	0-0	0	0-0
11/2	at Syracuse	2-1-3	0.0-0	0.0-0	0-0	0	0-0
11/9	Florida State	0-0-0	0.0-0	0.0-0	0-0	0	0-0
11/23	Duke	0-3-3	0.0-0	0.0-0	0-0	0	0-0

ORVILLE REYNOLDS FLANKER

Jr. • 5-9 • 185 • 2VL
Coral Springs, Fla.
Stoneman Douglas



2013 — Ran the ball three times for 17 yards and caught five passes for 30 yards in the season-opening win vs. Presbyterian (Aug. 29) ... Had the best day of his career to date against ULM (Sept. 14), catching three passes for a career-best 101 yards and his first two touchdowns as a Demon Deacon ... His first TD reception against the Warhawks was a 65-yard bomb (longest reception of his career), while the second was a 23-yard touchdown catch that capped off a 97-yard drive with four seconds on the clock.

REYNOLDS' CAREER RUSHING STATS

	G-GS	Car	Yds	Avg	TD	Lg/Opponent
2011	5-0	28	109	3.9	0	20/Maryland
2012	9-0	5	-6	-1.2	0	-
2013	8-5	7	18	2.6	0	6/Presbyterian
Career	22-5	40	121	3.0	0	20/Maryland

REYNOLDS' CAREER RECEIVING STATS

	G-GS	Rec	Yds	Avg	TD	Lg/Opponent
2011	5-0	4	25	6.2	0	20/Vanderbilt
2012	9-0	2	-4	0	0	-
2013	8-5	9	131	14.6	2	65/ULM
Career	22-5	15	152	10.1	2	65/ULM

REYNOLDS' GAME-BY-GAME RUSHING STATS

2011	Opponent	Att	Yds	Avg	TD	TD Yds
9/1	at Syracuse	-DNP-				
9/10	NC State	-DNP-				
9/17	Gardner-Webb	-DNP-				
10/1	at Boston Col.	-DNP-				
10/8	Florida State	-DNP-				
10/15	Virginia Tech	-DNP-				
10/22	at Duke	-DNP-				
10/29	at UNC	-DNP-				
11/5	Notre Dame	2	5	2.5	0	--
11/12	at Clemson	2	10	5.0	0	--
11/19	Maryland	11	63	5.7	0	--
11/26	Vanderbilt	11	23	2.1	0	--
12/30	vs. Mississippi St.	2	8	4.0	0	--

2012	Opponent	Att	Yds	Avg	TD	TD Yds
9/1	Liberty	0	0	0	0	-

DEMON DEACON FOOTBALL

WAKE THE DEMONS

9/8	UNC	0	0	0	0	-
9/15	at Fla. St.	2	-3	-1.5	0	-
9/22	Army	0	0	0	0	-
9/29	Duke	0	0	0	0	-
10/6	at Maryland	1	-1	-1.0	0	-
10/20	at Virginia	1	-3	-3.0	0	-
10/25	Clemson	-DNP-				
11/3	Boston Col.	-DNP-				
11/10	at NC State	1	1	1.0	0	-
11/17	at Notre Dame	0	0	0	0	-
11/24	Vanderbilt	-DNP-				

2013	Opponent	Att	Yds	Avg	TD	TD Yds
8/29	Presbyterian	3	17	5.7	0	-
9/6	at Boston Col.	4	1	0.3	0	-
9/14	ULM	0	0	0.0	0	-
9/21	at Army	0	0	0.0	0	-
9/28	at Clemson	0	0	0.0	0	-
10/5	NC State	0	0	0.0	0	-
10/19	Maryland	-INJ-				
10/26	at Miami	-INJ-				
11/2	at Syracuse	-INJ-				
11/9	Florida State	0	0	0.0	0	-
11/23	Duke	0	0	0.0	0	-

REYNOLDS' GAME-BY-GAME RECEIVING STATS

2011	Opponent	Rec	Yds	Avg	TD	TD Yds
9/1	at Syracuse	-DNP-				
9/10	NC State	-DNP-				
9/17	Gardner-Webb	-DNP-				
10/1	at Boston Col.	-DNP-				
10/8	Florida State	-DNP-				
10/15	Virginia Tech	-DNP-				
10/22	at Duke	-DNP-				
10/29	at UNC	-DNP-				
11/5	Notre Dame	1	-4	-4.0	0	--
11/12	at Clemson	2	9	4.5	0	--
11/19	Maryland	0	0	0.0	0	--
11/26	Vanderbilt	1	20	20.0	0	--
12/30	vs. Mississippi St.	0	0	0.0	0	--

2012	Opponent	Rec	Yds	Avg	TD	TD Yds
9/1	Liberty	0	0	0	0	-
9/8	UNC	0	0	0	0	-
9/15	at Fla. St.	0	0	0	0	-
9/22	Army	0	0	0	0	-
9/29	Duke	0	0	0	0	-
10/6	at Maryland	0	0	0	0	-
10/20	at Virginia	0	0	0	0	-
10/25	Clemson	-DNP-				
11/3	Boston Col.	-DNP-				
11/10	at NC State	2	-4	-2.0	0	-
11/17	at Notre Dame	0	0	0	0	-
11/24	Vanderbilt	-DNP-				

2013	Opponent	Rec	Yds	Avg	TD	TD Yds
8/29	Presbyterian	5	30	6.0	0	-
9/6	at Boston Col.	1	0	0.0	0	-
9/14	ULM	3	101	33.7	2	65.23
9/21	at Army	0	0	0.0	0	-
9/28	at Clemson	0	0	0.0	0	-
10/5	NC State	0	0	0.0	0	-
10/19	Maryland	-INJ-				
10/26	at Miami	-INJ-				
11/2	at Syracuse	-INJ-				
11/9	Florida State	0	0	0.0	0	-
11/23	Duke	0	0	0.0	0	-

BRANDON TERRY

WIDE RECEIVER

R-Jr. • 6-5 • 205 • 2VL
Alpharetta, Ga.
Alpharetta



2013 — Saw action in the season opener vs. Presbyterian (Aug. 29) but did not have any catches ... Started the ACC opener at Boston College (Sept. 6) but did not have any catches ... Came off the bench against ULM (Sept. 14) and had just one ball thrown his way ... Saw action vs. NC State (Oct. 5) but did not record any statistics ... Saw action at Miami (Oct. 26) but did not record any statistics ... Had one catch for eight yards at Syracuse (Nov. 2) ... Saw action vs. Florida State (Nov. 9) but did not record any statistics.

TERRY'S CAREER RECEIVING STATS

	G-GS	Rec	Yds	Avg	TD	Lg/Opponent
2011	1-0	0	0	0.0	0	--
2012	12-3	15	290	19.3	0	47/vs. Army
2013	8-1	1	8	8.0	0	8/at Syracuse
Career	21-4	16	298	18.6	0	47/vs. Army

TERRY'S GAME-BY-GAME RECEIVING STATS

2012	Opponent	Rec	Yds	Avg	TD	TD Yds
9/1	Liberty	1	38	38.0	0	-
9/8	UNC	4	87	21.8	0	-
9/15	at Fla. St.	1	7	7.0	0	-
9/22	Army	1	47	47.0	0	-
9/29	Duke	2	12	6	0	-
10/6	at Maryland	2	26	13	0	-
10/20	at Virginia	1	41	41	0	-
10/25	Clemson	0	0	0	0	-
11/3	Boston College	1	10	10	0	-
11/10	at NC State	1	19	19	0	-
11/17	at Notre Dame	0	0	0	0	-
11/24	Vanderbilt	1	3	3	0	-

2013	Opponent	Rec	Yds	Avg	TD	TD Yds
8/29	Presbyterian	0	0	0	0	-
9/8	at Boston Col.	0	0	0	0	-
9/14	ULM	0	0	0	0	-
9/21	at Army	-INJ-				
9/28	at Clemson	-INJ-				
10/5	NC State	0	0	0	0	-
10/19	Maryland	0	0	0	0	-
10/26	at Miami	0	0	0	0	-
11/2	at Syracuse	1	8	8.8	0	-
11/9	Florida State	0	0	0	0	-
11/23	Duke	-DNP-				

ZACH THOMPSON

DEFENSIVE END

R-Sr. • 6-5 • 265 • 3VL
Ashburn, Va.
Stone Bridge



2013 — Made five tackles, including two solo stops and a tackle for loss, vs. Presbyterian (Aug. 29) ... Had four tackles at Boston College (Sept. 6), including two tackles for loss and a sack for 10

yards, to go along with a pass breakup ... Recorded his second sack of the season to go along with four tackles and a pair of quarterback hurries against ULM (Sept. 14) ... Made eight tackles, including one for loss, at Army (Sept. 21) ... Had three tackles, including a sack for three yards, at Clemson (Sept. 28) ... Finished with two tackles, including 1.5 for loss and a sack for four yards, to go along with a QB hurry vs. NC State (Oct. 5) ... Recorded five tackles, including three solo, two for loss and a sack, to go with a forced fumble and a pass breakup vs. Maryland (Oct. 19) ... Made two tackles at Miami (Oct. 26) ... Had two tackles, including one for a loss of three yards, before leaving the game with an injury at Syracuse (Nov. 2) ... Sat out the Florida State (Nov. 9) game with an injury ... Returned from injury to have five tackles, including two solo and a half-tackle for loss, vs. Duke (Nov. 23).

THOMPSON'S CAREER DEFENSIVE STATS

	G-GS	S-A-Tot	TFL-Yds	Sk-Yds	Int-Yds	PBU	FF-FR
2010	9-5	4-15-19	1.0-5	0.5-4	0-0	0	0-0
2011	13-12	17-23-40	4.0-10	0.5-2	1-8	2	0-0
2012	11-11	26-25-51	3.5-23	4.0-31	1-3	0	1-1
2013	10-10	24-16-40	11.0-51	5.0-35	0-0	2	1-0
TOTAL	43-38	71-79-150	19.5-89	10.0-72	2-11	4	2-1

THOMPSON'S GAME-BY-GAME DEFENSIVE STATS

2010	Opp	S-A-Tot	TFL-Yds	Sk-Yds	Int-Yds	PBU	FF-FR
9/2	Presbyterian	1-2-3	0-0	0-0	0-0	0	0-0
9/11	Duke	0-0-0	0-0	0-0	0-0	0	0-0
9/18	at Stanford	0-2-2	0.5-1	0-0	0-0	0	0-0
9/25	at Fla. State	-DNP-					
10/2	Ga. Tech	-DNP-					
10/9	Navy	-DNP-					
10/16	at Va. Tech	0-0-0	0-0	0-0	0-0	0	0-0
10/30	at Maryland	0-5-5	0-0	0-0	0-0	0	0-0
11/6	Boston Col.	0-3-3	0-0	0-0	0-0	0	0-0
11/13	at NC State	0-1-1	0-0	0-0	0-0	0	0-0
11/20	Clemson	2-1-3	0.5-4	0.5-4	0-0	0	0-0
11/27	at Vanderbilt	1-1-2	0-0	0-0	0-0	0	0-0

2011	Opp	S-A-Tot	TFL-Yds	Sk-Yds	Int-Yds	PBU	FF-FR
9/1	at Syracuse	2-1-3	1.0-2	0-0	0-0	0	0-0
9/10	NC State	2-1-3	0.0-0	0-0	0-0	1	0-0
9/17	Gardner-Webb	0-2-2	0.0-0	0-0	0-0	1	0-0
10/1	at Boston Col.	1-2-3	1.0-2	0-0	0-0	0	0-0
10/8	Florida State	1-0-1	0.0-0	0-0	0-0	0	0-0
10/15	Virginia Tech	1-2-3	0.5-1	0-0	0-0	0	0-0
10/22	at Duke	0-3-3	0.0-0	0-0	0-0	0	0-0
10/29	at UNC	2-1-3	0.5-2	0.5-2	0-0	0	0-0
11/5	Notre Dame	0-6-6	0.0-0	0-0	0-0	0	0-0
11/12	at Clemson	3-0-3	0.0-0	0-0	1-8	0	0-0
11/19	Maryland	0-0-0	0.0-0	0-0	0-0	0	0-0
11/26	Vanderbilt	2-5-7	0.0-0	0-0	0-0	0	0-0
12/30	Mississippi St.	3-0-3	1.0-3	0-0	0-0	0	0-0

2012	Opp	S-A-Tot	TFL-Yds	Sk-Yds	Int-Yds	PBU	FF-FR
9/1	Liberty	1-4-5	0-0	0-0	0-0	0	0-0
9/8	UNC	-INJ-					
9/15	at Fla. St.	1-0-1	0-0	0-0	0-0	0	0-0
9/22	Army	7-4-12	0-0	0-0	0-0	0	0-0
9/29	Duke	2-2-4	0-0	0-0	1-3	0	0-0
10/6	at Maryland	4-1-5	2.0-10	1.0-8	0-0	0	0-0
10/20	at Virginia	3-4-7	2.0-13	1.5-10	0-0	0	0-0
10/25	Clemson	0-3-3	0.5-4	0.5-4	0-0	0	0-0
11/3	Boston Coll.	4-2-6	1.0-9	1.0-9	0-0	0	1-1
11/10	at NC State	1-3-4	0-0	0-0	0-0	0	0-0
11/17	at Notre Dame	2-1-3	0-0	0-0	0-0	0	0-0
11/24	Vanderbilt	1-0-1	0-0	0-0	0-0	0	0-0

2013	Opp	S-A-Tot	TFL-Yds	Sk-Yds	Int-Yds	PBU	FF-FR
8/29	Presbyterian	2-3-3	1.0-2	0-0	0-0	0	0-0

DEMON DEACON FOOTBALL


WAKE THE DEMONS

9/6	at Boston Col.	4-0-0	2.0-13	1.0-20	0-0	1	0-0
9/14	ULM	3-1-4	1.0-4	1.0-4	0-0	0	0-0
9/21	at Army	4-4-8	1.0-2	0-0	0-0	0	0-0
9/28	at Clemson	2-1-3	1.0-3	1.0-3	0-0	0	0-0
10/5	NC State	1-1-2	1.5-5	1.0-4	0-0	0	0-0
10/19	Maryland	3-2-5	2.0-18	1.0-14	0-0	1	1-0
10/26	at Miami	1-1-2	0-0	0-0	0-0	0	0-0
11/2	at Syracuse	2-0-2	1.0-3	0-0	0-0	0	0-0
11/9	Florida State	-INJ-					
11/23	Duke	2-3-5	0.5-1	0-0	0-0	0	0-0

JAMES WARD

STRONG SAFETY

So. • 5-10 • 170 • 1VL
DeLand, Fla.
DeLand



2013 — Saw action at safety and on special teams vs. Presbyterian (Aug. 29) but did not record any stats ... Made one solo tackle in the ACC opener at Boston College (Sept. 6) ... Played on special teams against ULM (Sept. 14) and did not record a tackle ... Had one solo tackle at Clemson (Sept. 28) ... Played on special teams vs. NC State (Oct. 5) but did not have any statistics ... Played on special teams at Miami (Oct. 26) but did not have any statistics ... Played on special teams at Syracuse (Nov. 2) but did not have any statistics ... Saw action vs. Florida State (Nov. 9) but did not record any statistics ... Saw action vs. Duke (Nov. 23) but did not record any statistics.

WARD'S CAREER DEFENSIVE STATS

	G-GS	S-A-Tot	TFL-Yds	Sk-Yds	Int-Yds	PBU	FF-FR
2012	11-1	13-6-19	1-1	0-0	0-0	1	0-0
2013	10-0	2-0-2	0-0	0-0	0-0	0	0-0
Career	21-1	15-6-21	1-1	0-0	0-0	1	0-0

WARD'S GAME-BY-GAME DEFENSIVE STATS

2012	Opp	S-A-Tot	TFL-Yds	Sk-Yds	Int-Yds	PBU	FF-FR
9/1	Liberty	0-1-1	0-0	0-0	0-0	0	0-0
9/8	UNC	0-0-0	0-0	0-0	0-0	0	0-0
9/15	at Fla. St.	3-0-3	0-0	0-0	0-0	0	0-0
9/22	Army	0-1-1	0-0	0-0	0-0	0	0-0
9/29	Duke	0-0-0	0-0	0-0	0-0	0	0-0
10/6	at Maryland	0-0-0	0-0	0-0	0-0	0	0-0
10/20	at Virginia	0-0-0	0-0	0-0	0-0	0	0-0
10/25	Clemson	0-0-0	0-0	0-0	0-0	0	0-0
11/3	Boston Coll.	-DNP-					
11/10	at NC State	3-2-5	0-0	0-0	0-0	1	0-0
11/17	at Notre Dame	4-1-5	1-1	0-0	0-0	0	0-0
11/24	Vanderbilt	3-1-4	0-0	0-0	0-0	0	0-0

2013	Opp	S-A-Tot	TFL-Yds	Sk-Yds	Int-Yds	PBU	FF-FR
8/29	Presbyterian	0-0-0	0-0	0-0	0-0	0	0-0
9/6	at Boston Col.	1-0-1	0-0	0-0	0-0	0	0-0
9/14	ULM	0-0-0	0-0	0-0	0-0	0	0-0
9/21	at Army	-DNP-					
9/28	at Clemson	1-0-1	0-0	0-0	0-0	0	0-0
10/5	NC State	0-0-0	0-0	0-0	0-0	0	0-0
10/19	Maryland	0-0-0	0-0	0-0	0-0	0	0-0
10/26	at Miami	0-0-0	0-0	0-0	0-0	0	0-0
11/2	at Syracuse	0-0-0	0-0	0-0	0-0	0	0-0
11/9	Florida State	0-0-0	0-0	0-0	0-0	0	0-0
11/23	Duke	0-0-0	0-0	0-0	0-0	0	0-0

BRAD WATSON

CORNERBACK

Fr. • 6-0 • 170
Round Rock, Texas
Westwood



2013 — One of 10 true freshmen to make their collegiate debuts vs. Presbyterian (Aug. 29) ... Saw action in the secondary and on special teams but did not record any stats against Boston College (Sept. 6) ... Played on special teams against ULM (Sept. 14) and did not record a tackle ... Made his first career tackle at Army (Sept. 21), seeing time at cornerback and on special teams ... Made two solo tackles while playing cornerback and special teams at Clemson (Sept. 28) ... Played special teams vs. NC State (Oct. 5) but did not record any statistics ... Made five tackles, all coming on special teams, vs. Maryland (Oct. 19) ... Made one special teams tackle at Miami (Oct. 26) ... Saw action but did not record any stats at Syracuse (Nov. 2) ... Saw action but did not record any stats vs. Florida State (Nov. 9) ... Saw action but did not record any stats vs. Duke (Nov. 23).

WATSON'S CAREER DEFENSIVE STATS

	G-GS	S-A-Tot	TFL-Yds	Sk-Yds	Int-Yds	PBU	FF-FR
2013	11-0	7-2-9	0-0	0-0	0-0	0	0-0
Career	11-0	7-2-9	0-0	0-0	0-0	0	0-0

WATSON'S GAME-BY-GAME DEFENSIVE STATS

2013	Opp	S-A-Tot	TFL-Yds	Sk-Yds	Int-Yds	PBU	FF-FR
8/29	Presbyterian	0-0-0	0-0	0-0	0-0	0	0-0
9/6	at Boston Col.	0-0-0	0-0	0-0	0-0	0	0-0
9/14	ULM	0-0-0	0-0	0-0	0-0	0	0-0
9/21	at Army	1-0-1	0-0	0-0	0-0	0	0-0
9/28	at Clemson	2-0-2	0-0	0-0	0-0	0	0-0
10/5	NC State	0-0-0	0-0	0-0	0-0	0	0-0
10/19	Maryland	4-1-5	0-0	0-0	0-0	0	0-0
10/26	at Miami	0-1-1	0-0	0-0	0-0	0	0-0
11/2	at Syracuse	0-0-0	0-0	0-0	0-0	0	0-0
11/9	Florida State	0-0-0	0-0	0-0	0-0	0	0-0
11/23	Duke	0-0-0	0-0	0-0	0-0	0	0-0

NIKITA WHITLOCK

NOSE GUARD

R-Sr. • 5-11 • 250 • 3VL
Wylie, Texas
Wylie



2013 — Had just one tackle vs. Presbyterian (Aug. 29), but it was a 10-yard sack and forced fumble that the Deacons recovered and later converted into a touchdown ... Led the team with seven tackles at Boston College (Sept. 6), including three tackles for loss and two sacks ... Made eight stops and notched his 35th tackle for loss against ULM (Sept. 14) ... Had a big game at Army (Sept. 21), leading the defense with 15 tackles including eight solo stops and four tackles for loss ... Also had a pass breakup and forced a fumble that the Deacons recovered vs. Army ... Named the ACC Co-Defensive Lineman of the Week on Sept. 23 ... Made three tackles, including a sack for eight yards, at Clemson (Sept. 28) ... Finished with six tackles, including four solo, 1.5 for loss and a sack for five yards, to go with a QB hurry vs. NC State (Oct. 5) ... Had five tackles, including four solo and two sacks for 29 yards, to go with three QB hurries vs. Maryland (Oct. 19) ... Named the ACC Defensive Lineman of

the Week and received an ESPN "helmet sticker" following the Maryland game ... Made seven tackles, including five solo stops, at Miami (Oct. 26) ... Turned in eight tackles, including six solo and a half-tackle for loss, while also blocking a PAT at Syracuse (Nov. 2) ... Had five tackles, including four solo and 2.5 for loss, with 1.5 sacks vs. Florida State (Nov. 9) ... Made five tackles, including three solo and a half-sack, vs. Duke (Nov. 23).

WHITLOCK'S CAREER DEFENSIVE STATS

	G-GS	S-A-Tot	TFL-Yds	Sk-Yds	Int-Yds	PBU	FF-FR
2010	12-12	20-24-44	10.5-40	3.0-23	0-0	3	2-0
2011	13-13	26-38-64	14.0-64	3.5-34	0-0	1	1-1
2012	10-8	26-24-50	5.5-41	3.0-32	0-0	0	0-0
2013	11-11	48-22-70	17.0-91	9.0-74	0-0	1	2-0
Career	46-44	120-108-228	47.0-236	18.5-163	0-0	5	5-1

WHITLOCK'S GAME-BY-GAME DEFENSIVE STATS

2010	Opp	S-A-Tot	TFL-Yds	Sk-Yds	Int-Yds	PBU	FF-FR
9/2	Presbyterian	2-1-3	1.0-3	1.0-3	0-0	0	0-0
9/11	Duke	1-4-5	1.0-4	0-0	0-0	0	0-0
9/18	at Stanford	0-0-0	0-0	0-0	0-0	0	0-0
9/25	at Fla. State	1-0-1	0-0	0-0	0-0	0	0-0
10/2	Ga. Tech	6-4-10	2.5-3	0-0	0-0	0	1-0
10/9	Navy	2-3-5	0-0	0-0	0-0	1	0-0
10/16	at Va. Tech	2-0-2	0-0	0-0	0-0	0	0-0
10/30	at Maryland	0-2-2	0-0	0-0	0-0	0	0-0
11/6	Boston Col.	1-4-5	0.5-0	0-0	0-0	0	0-0
11/13	at NC State	2-1-3	2.5-14	1.0-12	0-0	2	0-0
11/20	Clemson	1-4-5	0.5-4	0-0	0-0	0	0-0
11/27	at Vanderbilt	2-1-3	2.5-12	1.0-8	0-0	0	1-0

2011	Opp	S-A-Tot	TFL-Yds	Sk-Yds	Int-Yds	PBU	FF-FR
9/1	at Syracuse	2-3-5	1.0-9	1.0-9	0-0	0	1-0
9/10	NC State	1-1-2	0.5-1	0-0	0-0	1	0-0
9/17	Gardner-Webb	0-1-1	0-0	0-0	0-0	0	0-0
10/1	at Boston Col.	4-2-6	2.0-2	0-0	0-0	0	0-0
10/8	Florida State	4-3-7	1.5-16	1.0-15	0-0	0	0-0
10/15	Virginia Tech	2-5-7	1.5-6	0-0	0-0	0	0-0
10/22	at Duke	5-2-7	2.5-9	1.0-5	0-0	0	0-0
10/29	at UNC	3-3-6	3.0-6	0-0	0-0	0	0-0
11/5	Notre Dame	0-5-5	0-0	0-0	0-0	0	0-0
11/12	at Clemson	3-1-4	0-0	0-0	0-0	0	0-0
11/19	Maryland	0-4-4	0.5-1	0-0	0-0	0	0-0
11/26	Vanderbilt	0-4-4	0-0	0-0	0-0	0	0-0
12/30	Mississippi St.	2-4-6	1.5-14	0.5-5	0-0	0	0-1

2012	Opp	S-A-Tot	TFL-Yds	Sk-Yds	Int-Yds	PBU	FF-FR
9/1	Liberty	0-3-3	0-0	0-0	0-0	0	0-0
9/8	UNC	1-2-3	0-0	0-0	0-0	0	0-0
9/15	at Fla. St.	-INJ-					
9/22	Army	-INJ-					
9/29	Duke	2-2-4	0-0	0-0	0-0	0	0-0
10/6	at Maryland	4-3-7	1.5-10	1.0-8	0-0	0	0-0
10/20	at Virginia	5-2-7	0-0	0-0	0-0	0	0-0
10/25	Clemson	5-3-8	1.0-17	1.0-17	0-0	0	0-0
11/3	Boston Coll.	2-1-3	1.5-9	1.0-7	0-0	0	0-0
11/10	at NC State	1-5-6	0-0	0-0	0-0	0	0-0
11/17	at Notre Dame	2-0-2	1.0-4	0-0	0-0	0	0-0
11/24	Vanderbilt	5-3-8	0-0	0-0	0-0	0	0-0

2013	Opp	S-A-Tot	TFL-Yds	Sk-Yds	Int-Yds	PBU	FF-FR
8/29	Presbyterian	1-0-1	1.0-10	1.0-10	0-0	0	1-0
9/6	at Boston Col.	6-1-7	3.0-14	2.0-12	0-0	0	0-0
9/14	ULM	6-2-8	1.0-3	0-0	0-0	0	0-0
9/21	at Army	8-7-15	4.0-8	0-0	0-0	1	1-0
9/28	at Clemson	1-2-3	1.0-8	1.0-8	0-0	0	0-0
10/5	NC State	4-2-6	1.5-6	1.0-5	0-0	0	0-0
10/19	Maryland	4-1-5	2.0-29	2.0-29	0-0	0	0-0
10/26	at Miami	5-2-7	0-0	0-0	0-0	0	0-0

DEMON DEACON FOOTBALL

WAKE THE DEMONS

11/2	at Syracuse	6-2-8	0.5-4	0-0	0-0	0	0-0
11/9	Florida State	4-1-5	2.5-12	1.5-10	0-0	0	0-0
11/23	Duke	3-2-5	0.5-0	0.5-0	0-0	0	0-0

HUNTER WILLIAMS

INSIDE LINEBACKER

R-So. • 6-0 • 230 • 1VL
Wake Forest, N.C.
Wake Forest-Rolesville



2013 — Had one tackle in the season opener vs. Presbyterian (Aug. 29) ... Came off the bench and made six tackles, including his first tackle for loss against ULM (Sept. 14) ... Made his first career start at Army (Sept. 21) and came up big on defense, finishing with eight tackles and two fumble recoveries ... Started and had three solo tackles at Clemson (Sept. 28) ... Started and turned in three tackles, including an assisted tackle for loss, and a QB hurry vs. NC State (Oct. 5) ... Made two tackles vs. Maryland (Oct. 19) ... Had four tackles, including three solo stops, at Miami (Oct. 26) ... Turned in three tackles, including two solo and a half-tackle for loss, at Syracuse (Nov. 2) ... Made two tackles vs. Florida State (Nov. 9) ... Had three tackles, including a half-tackle for loss, vs. Duke (Nov. 23).

WILLIAMS' CAREER DEFENSIVE STATS

	G-GS	S-A-Tot	TFL-Yds	Sk-Yds	Int-Yds	PBU	FF-FR
2013	10-8	17-18-35	2.5-7	0-0	0-0	0	0-2
Career	10-8	17-18-35	2.5-7	0-0	0-0	0	0-2

WILLIAMS' GAME-BY-GAME DEFENSIVE STATS

2013	Opp	S-A-Tot	TFL-Yds	Sk-Yds	Int-Yds	PBU	FF-FR
8/29	Presbyterian	1-0-1	0-0	0-0	0-0	0	0-0
9/6	at Boston Col.	-DNP-					
9/14	ULM	4-2-6	1.0-3	0-0	0-0	0	0-0
9/21	at Army	3-5-8	0-0	0-0	0-0	0	0-2
9/28	at Clemson	3-0-3	0-0	0-0	0-0	0	0-0
10/5	NC State	1-2-3	0.5-1	0-0	0-0	0	0-0
10/19	Maryland	0-2-2	0-0	0-0	0-0	0	0-0
10/26	at Miami	3-1-4	0-0	0-0	0-0	0	0-0
11/2	at Syracuse	2-1-3	0.5-1	0-0	0-0	0	0-0
11/9	Florida State	0-2-2	0-0	0-0	0-0	0	0-0
11/23	Duke	0-3-3	0.5-2	0-0	0-0	0	0-0

JONATHAN WILLIAMS

WIDE RECEIVER

R-Fr. • 6-4 • 180 • RS
Atlanta, Ga.
Mays



2013 — Had a sparkling debut vs. Presbyterian (Aug. 29), hauling in five catches for 143 yards including receptions for 42 yards and 53 yards ... Broke the school record for most receiving yards by a Deacon in his first career game ... Caught four passes for 48 yards, including a 43-yard reception against Boston College (Sept. 6) ... Also ran the ball twice against the Eagles for 13 yards ... Made four catches for 15 yards in the loss to ULM (Sept. 14) ... Came off the bench at Army (Sept. 21) but did not have any statistics ... Came off the bench at Clemson (Sept. 28) but did not record any statistics ... Did not play vs. NC State (Oct. 5) ... Came off the bench vs. Maryland (Oct. 19) but did not have any statistics ... Made one catch for two yards at Miami (Oct. 26) ... Had one catch for four yards at Syracuse (Nov. 2) ... Came off the bench vs. Florida State (Nov. 9)

but did not have any statistics ... Came off the bench vs. Duke (Nov. 23) but did not have any statistics.

WILLIAMS' CAREER RECEIVING STATS

	G-GS	Rec	Yds	Avg	TD	Lg/Opponent
2013	10-3	15	212	14.1	0	53/Presbyterian
Career	10-3	15	212	14.1	0	53/Presbyterian

WILLIAMS' GAME-BY-GAME RECEIVING STATS

2013	Opponent	Rec	Yds	Avg	TD	TD Yds
8/29	Presbyterian	5	143	28.6	0	-
9/6	at Boston Col.	4	48	24.0	0	-
9/14	ULM	4	15	3.8	0	-
9/21	at Army	0	0	0.0	0	-
9/28	at Clemson	0	0	0.0	0	-
10/5	NC State	-DNP-				
10/19	Maryland	0	0	0.0	0	-
10/26	at Miami	1	2	2.0	0	-
11/2	at Syracuse	1	4	4.0	0	-
11/9	Florida State	0	0	0.0	0	-
11/23	Duke	0	0	0.0	0	-

WILLIAMS' CAREER RUSHING STATS

	G-GS	Car	Yds	Avg	TD	Lg/Opponent
2013	10-3	2	13	6.5	0	12/Boston College
Career	10-3	2	13	6.5	0	12/Boston College

WILLIAMS' GAME-BY-GAME RUSHING STATS

2013	Opponent	Car	Yds	Avg	TD	TD Yds
8/29	Presbyterian	0	0	0.0	0	-
9/6	at Boston Col.	2	13	6.5	0	-
9/14	ULM	0	0	0.0	0	-
9/21	at Army	0	0	0.0	0	-
9/28	at Clemson	0	0	0.0	0	-
10/5	NC State	-DNP-				
10/19	Maryland	0	0	0.0	0	-
10/26	at Miami	0	0	0.0	0	-
11/2	at Syracuse	0	0	0.0	0	-
11/9	Florida State	0	0	0.0	0	-
11/23	Duke	0	0	0.0	0	-