



GAME 4

SEPTEMBER 30 // 12 P.M.

Ben Hill Griffin Stadium (88,548)



Vanderbilt Commodores // 3-1, 0-1 SEC No. 21 Florida Gators // 2-1, 2-0 SEC

THE STORYLINE

- Florida overcame a 13-point fourth-quarter deficit to win Jim McElwain's 15th Southeastern Conference game as head coach of the Florida Gators last Saturday, as UF beat Kentucky, 28-27, in Lexington. This was tied for the third-largest fourth quarter comeback in records dating back to 1966 (UF trailed Auburn 17-0 in the fourth quarter on Nov. 1, 1986; UF trailed UK 21-3 in the fourth quarter on Sept. 27, 2003 and UF trailed Tennessee 27-14 in the fourth quarter on Sept. 25, 2015).
- Overall, Saturday's win over UK marked UF's first fourth quarter comeback since Nov. 1, 2015, when the Gators overcame a 1-point margin over Vanderbilt.
- Florida improved its streak to 31 consecutive wins over Kentucky, extending the longest active winning streak over a major opponent in an annual series. The 31-game win streak is the fourth-longest in an uninterrupted series all-time.
- Kentucky ranked first in the SEC and third nationally in rushing defense (57.0) entering last Saturday's game. UF compiled 186 yards, the most Kentucky has allowed all season. In addition, the 28 points scored by Florida were the most Kentucky has allowed in 2017.
- Jim McElwain is now 15-3 in SEC regular season games. That mark ties him with Steve Spurrier for the best 18-game SEC start in school history.
- With last Saturday's win, Jim McElwain is now 9-1 at Florida in one-possession games. Overall, McElwain is 17-4 in his career in such contests.
- UF's defense has lived in its opponents backfields, as the Gators rank first in the conference in sacks per game (3.33) and second in tackles-for-loss (7.7).
- UF has a 44-6 (.880) record while playing in the month of September since the start of the 2005 season.
- UF has scored in 364 consecutive games, a streak that ranks tied for second on the NCAA's all-time list, trailing only Michigan (365, 1984-04). In addition, it's the longest active streak in the country.
- Feleipe Franks has started all three contests this season at quarterback for the Gators. However, he has been relieved by Malik Zaire (Michigan) and Luke Del Rio (Kentucky) in two of those three games.
- Rookie Kadarius Toney continues to impress as he recorded the first touchdown of his career on a 36-yard rush in the second quarter of last Saturday's game. Toney also completed the first pass of his career in that contest with a 50-yard completion to Tyrie Cleveland.
- The rushing touchdown was the first for Florida since Oct. 29, 2016 against Georgia, a span of eight games.
- Freshman Malik Davis leads Florida's ground attack with 195 yards on 26 carries.
- Sophomore Tyrie Cleveland has nine catches for 183 yards and two touchdowns over the last two games. Last Saturday marked the second 100-yard receiving game of his career (Nov. 19, 2016 at LSU).
- Florida hosts Southeastern Conference Eastern Division foe Vanderbilt in The Swamp this week, in the Gators second home game of the season.
- The series between Florida and Vanderbilt dates back to 1945 and the Gators hold a 38-10-2 all-time advantage. In Gainesville, UF holds a 20-2-1 lead over the Commodores.

LAST TIME OUT - KENTUCKY

Quarterback Luke Del Rio threw a 5-yard touchdown pass to wide receiver Freddie Swain with 43 seconds left that erased a 13-point fourth-quarter deficit and gave the Gators a 28-27 victory that stunned the upset-minded Wildcats and their 62,295 Kroger Field faithful who expected to see history Saturday night. History, however, has been known to repeat itself. In the case of the UF-UK football series, make that 31 straight wins for the Gators dating to 1987. Del Rio, the fourth-year junior, was summoned in the second half to replace redshirt freshman Feleipe Franks, who was ineffective in his first road start.

COACH TO CURE

This week the Florida and Vanderbilt coaching staffs will be wearing special arm patches in honor of the AFCA's Coach to Cure MD program. This is the 10th year coaches around the country join together to raise funding and awareness of Duchenne muscular dystrophy. Fans are encouraged to donate by texting "CURE" to 90999 or visiting www.CoachtoCureMD.org.

Coach to Cure MD is a partnership between the American Football Coaches Association (AFCA) and Parent Project MD and the program has raised more than \$1.5 million over the last nine years.

BROADCAST INFORMATION

ESPN

Play-by-Play: Dave Pasch
Analyst: Greg McElroy
Sideline: Tom Luginbill

Gator IMG Sports Network

Play-by-Play: Mick Hubert
Analyst: Lee McGriff
Sideline: Brady Ackerman

MATCHUP AT A GLANCE

Overall: 38-10-2, UF
Last 10 Meetings: 9-1, UF
In Gainesville: 20-2-1, UF
In Nashville: 18-7-1, UF
At Neutral Sites: 1-0, Vandy

FLORIDA (2-1, 2-0 SEC)

Head Coach: Jim McElwain
Record: 43-25 overall (6th year)
21-9 at UF (3rd year)
Rankings: AP - 21 | Coaches - 20
2016 Record: 9-4, 6-2 SEC

VANDERBILT (3-1, 0-1 SEC)

Head Coach: Derek Mason
Record: 16-25 overall (4th year)
same at Vandy
Rankings: Not Ranked
2015 record: 6-7, 3-5 SEC

2017 SCHEDULE

September (2-1)

2	vs. No. 11 Michigan	L, 33-17
9	NORTHERN COLORADO	Cancelled
16	No. 23 TENNESSEE*	W, 26-20
23	at Kentucky*	W, 28-27
30	VANDERBILT* (ESPN)	12 p.m.

October (0-0)

7	LSU*	
14	TEXAS A&M*	
21	Bye	
28	vs. Georgia* (CBS)	3:30 p.m.

November (0-0)

4	at Missouri*	
11	at South Carolina*	
18	UAB	
25	FLORIDA STATE	

December

2	SEC Championship (Atlanta, Ga.)	
---	---------------------------------	--

Home: 1-0 *SEC Games: 2-0 Neutral: 0-1
Away: 1-0 Non-Conference: 0-1

FOOTBALL COMMUNICATIONS CONTACTS

Steve McClain Senior Associate Athletics Director
SteveM@gators.ufl.edu

Will Pantages Assistant Director
WillP@gators.ufl.edu

Dustin Ciraco Assistant Director
DustinC@gators.ufl.edu



@GatorsFB // #WeChomp

QUICK FACTS

GENERAL INFORMATION

Location: Gainesville, Fla.**Enrollment:** 54,854**President:** Dr. Kent Fuchs**Athletic Director:** Scott Stricklin**Conference:** Southeastern Conference**Nickname:** Gators**Colors:** Orange (PMS 172) & Blue (PMS 287)**Stadium (Capacity):** Ben Hill Griffin Stadium (88,548)**Surface:** Grass**Press Box Number:** (352) 378-9590

COACHING STAFF

Head Coach: Jim McElwain (Eastern Washington, 1983)**Offensive Coordinator/Quarterbacks:** Doug Nussmeier (Idaho, 1994)**Defensive Coordinator:** Randy Shannon (Miami, 1989)**Defensive Backs:** Corey Bell (South Carolina, 1995)**Offensive Line:** Brad Davis (Oklahoma, 2003)**Wide Receivers:** Kerry Dixon II (Hampton, 2004)**Tight Ends/Special Teams Coordinator:** Greg Nord (Kentucky, 1980)**Co-Coordinator/Defensive Line:** Chris Rumph (South Carolina, 1994)**Running Backs:** Ja'Juan Seider (West Virginia, 2000)**Linebackers:** Tim Skipper (Fresno State, 2001)**Director of Strength & Conditioning:** Mike Kent (Fairmont State, 1982)

FOOTBALL HISTORY

All-Time Record: 710-409-40 (111 years)**2016 Record:** 9-4 (6-2, 1st in SEC East)**First Season of Football:** 1906**Bowl Games:** 43 (22-21)**National Championships:** 3 ('96, '06, '08)**SEC Championships:** 8 ('91, '93, '94, '95, '96, '00, '06, '08)

2017 GATOR CAPSULE

Offense: Multiple**Defense:** Multiple

LETTERWINNERS	Returning:	Lost:
Offense:	23	8
Defense:	23	9
Specialty:	3	0
TOTAL:	49	17
STARTERS	Returning:	Lost:
Offense:	9	2
Defense:	6	6
Specialty:	3	0
TOTAL:	18	8

YOUNG GATORS

- UF has played 12 true freshmen and 15 newcomers through two games. In the season opener against Michigan, 13 of the 52 players (25%) that saw action were making their Florida debut.
- In 30 total games under head coach Jim McElwain, true freshmen have accomplished the following...
- 259 total games played | 63 starts on offense/defense | 20 total touchdowns | 199 rushes for 978 yards | 98 receptions for 1,635 yards | 182 tackles, 17.0 tackles-for-loss, 6.0 sacks

QUICK HITS

- Florida is one of 10 schools that have won at least a share of its division title in each of the last two seasons.
- Since Coach Jim McElwain arrived at Florida prior to the 2015 season, only Alabama (32) has more total wins than UF's 21 in the SEC. In addition, McElwain's 15 conference wins ranks second to Alabama (16) since the start of 2015.
- UF's 12-game 2017 schedule features nine teams that played in a bowl last season, six that won at least 8 games (including two that had 10-plus victories) and four that appear in the final AP rankings. In addition, Florida plays five teams ranked in the preseason AP Top 25 poll.
- When winning or tying the turnover battle since 2011, UF is 40-11. When losing the turnover battle since 2011, UF is 8-19. In addition, Florida is 10-1 under Jim McElwain when the Gators have won the turnover battle.
- UF opened its 111th season of football against Michigan last Saturday at AT&T Stadium in Arlington Texas. Florida had its streak of 27 consecutive season-opening wins broken, which had been the longest streak in the country. The Gators are now 83-28 in season openers. It was Florida's first loss to open a season since 1989 when UF fell to Ole Miss, 24-19.
- Against Michigan, Feleipe Franks became the first redshirt freshman to start a season opener at QB for the Gators since Kyle Morris in 1988.
- Duke Dawson and C.J. Henderson's back-to-back INT return touchdowns against UM were the first for Florida since Teez Tabor and Quincy Wilson accomplished the feat against Missouri last season. In addition, Henderson was the first true freshman to return an interception for a touchdown since Chauncey Gardner do so in the 2017 Outback Bowl.
- With his 46-yard field goal in the first quarter of Florida's season opener, Eddy Pineiro extended his streak of consecutive made field goals to 13. The 13 consecutive makes tied him with Jeff Chandler for fourth-most in school history. Pineiro missed his next field goal attempt, halting his streak.
- Due to the cancellation of UF's game against Northern Colorado, Florida's home opener was against an SEC team for the time since Sept. 12, 1992 when the Gators played Kentucky.
- Florida defeated Tennessee in Week 3 with a 63-yard touchdown pass from Feleipe Franks to Tyrie Cleveland. That play is the only time in school history that Florida defeated an opponent with a touchdown on the final play of regulation.
- Antonio Callaway's catch-and-run against the Vols in 2015, which was also a 63-yard pass play, gave the Gators' a 28-27 victory that season. According to Coach Jim McElwain postgame press conference, Florida ran the exact same play, "Train Ride Open, Big Bend In."
- Since 1964, the Gators have ended games twice on walk-off field goals (Arden Czyzewski kicked a 41 yarder at LSU in 1989; Bob Lyle kicked a 41-yarder vs. Mississippi State in 1964). Both of those contests ended by a score of 16-13.
- UF is 12-1 in The Swamp under Coach McElwain.
- Florida has now won its SEC opener 13 years in a row. In addition, UF its their 28th consecutive home opener, which is the longest active streak in the country. Oklahoma State and Wisconsin sit behind UF at 22 in a row. Against Tennessee, David Reese, Duke Dawson and C.J. Henderson accounted for UF's third consecutive multi-interception game. In addition, the trio gave the Gators their 31st multi-interception game against an FBS team since 2010, which is the most in the SEC during that span.
- Florida recorded its first three interception game against a league opponent since its 2016 matchup with Kentucky.
- C.J. Henderson is the only true freshman in UF history to return an interception for a touchdown in consecutive games. In addition, Henderson is the only player in school history to accomplish that feat in records dating back to 1965.
- His two pick-sixes tie a UF record for the most in a single season. Linebacker Brandon Spikes holds the UF record at four INT return touchdowns for a career.

CROSSING PATHS

- UF does not have a player from the state of Tennessee while the Commodores have nine players from the state of Florida.
- Jake Allen, Jordan Scarlett and Richerd Desir-Jones all played with Vanderbilt redshirt freshman defensive back Frank Coppet and freshman offensive lineman Grant Miller at St. Thomas Aquinas HS.
- Vanderbilt running back Ralph Webb, a Gainesville native, returns to play in the Swamp for the second time in his collegiate career.

SERIES HISTORY & LAST MATCHUP

- Series History | Florida 38, Vanderbilt 10** -- UF holds the series edge over Vandy, 38-10-2, and has lost to the Commodores just once since 1989. In addition, the Gators are 20-2-1 at home against Vandy with its only two losses coming 2013 and 1945 in the two squads first meeting.
- 2016 | Florida 13, Vanderbilt 6** (Nashville) -- UF defensive back Nick Washington intercepted a tipped pass from Vanderbilt quarterback Wade Freeback with 54 seconds remaining, allowing the Gators to leave the Music City with a 13-6 victory at Vanderbilt Stadium. Jordan Scarlett rushed for the game's only touchdown and Eddy Pineiro kicked a pair of field goals to help UF defeat VU.

AROUND THE SEC

2017 SEC STANDINGS

	Conf. Games		All Games	
	Eastern Division			
FLORIDA	2-0	1.000	2-1	.666
Georgia	1-0	1.000	4-0	1.000
Kentucky	1-1	.500	3-1	.750
South Carolina	1-1	.500	3-1	.750
Tennessee	0-1	.000	3-1	.750
Vanderbilt	0-1	.000	3-1	.750
Missouri	0-2	.000	1-3	.250
	Western Division			
Alabama	1-0	1.000	4-0	1.000
Auburn	1-0	1.000	3-1	.750
Texas A&M	1-0	1.000	3-1	.750
Mississippi State	1-1	.500	3-1	.750
LSU	0-1	.000	3-1	.750
Ole Miss	0-0	.000	2-1	.667
Arkansas	0-1	.000	1-2	.333

THIS WEEK'S SCHEDULE

Saturday, Sept. 30

Vanderbilt at Florida, 12 p.m. (ESPN)
 New Mexico State at Arkansas, 12 p.m. (SEC Network)
 Georgia at Tennessee, 3:30 p.m. (CBS)
 Eastern Michigan at Kentucky, 4 p.m. (SEC Network)
 Mississippi State at Auburn, 6 p.m. (ESPN)
 Troy at LSU, 7 p.m. (ESPNU)
 South Carolina at Texas A&M, 7:30 p.m. (SEC Network)
 Ole Miss at Alabama, 9 p.m. (ESPN)

• All times listed – Eastern

GATORZONE ON SUN SPORTS

In its 16th season this fall, GatorZone features all the latest news and information on Gator athletics. Join hosts Jeff Cardozo and Megan Parler every Wednesday at 5:30 pm on Fox Sports Florida as they keep you up-to-date on all things Orange and Blue. Plus, enjoy in-depth coverage of your favorite Gator student-athletes and programs from UF's GatorVision staff, as we highlight their accomplishments both on and off the field. GatorZone - the award-winning show for the Gator Nation.

TRACKING THE OPPONENTS

MICHIGAN (4-0, 1-0)

9/2	vs. Florida	W, 33-17
9/9	Cincinnati	W, 36-14
9/16	Air Force	W, 29-13
9/23	at Purdue	W, 28-10
9/30	bye	
10/7	Michigan State	
10/14	at Indiana	
10/21	at Penn State	
10/28	Rutgers	
11/4	Minnesota	
11/11	at Maryland	
11/18	at Wisconsin	
11/25	Ohio State	

LSU (3-1, 0-1)

9/2	vs. BYU	W, 27-0
9/9	Chattanooga	W, 45-10
9/16	at Mississippi State	L, 37-7
9/23	Syracuse	W, 35-26
9/30	Troy	
10/7	at Florida	
10/14	Auburn	
10/21	at Ole Miss	
10/28	bye	
11/4	at Alabama	
11/11	Arkansas	
11/18	at Tennessee	
11/25	Texas A&M	

SOUTH CAROLINA (3-1, 1-1)

9/2	vs. NC State	W, 35-28
9/9	at Missouri	W, 31-13
9/16	Kentucky	L, 23-13
9/23	Louisiana Tech	W, 17-16
9/30	at Texas A&M	
10/7	Arkansas	
10/14	at Tennessee	
10/21	bye	
10/28	Vanderbilt	
11/4	at Georgia	
11/11	Florida	
11/18	Wofford	
11/25	Clemson	

TENNESSEE (3-1, 0-1)

9/4	Georgia Tech	W, 42-41
9/9	Indiana State	W, 42-7
9/16	at Florida	L, 26-20
9/23	UMass	W, 17-13
9/30	Georgia	
10/7	bye	
10/14	South Carolina	
10/21	at Alabama	
10/28	at Kentucky	
11/4	Southern Miss	
11/11	at Missouri	
11/18	LSU	
11/25	Vanderbilt	

TEXAS A&M (3-1, 1-0)

9/3	at UCLA	L, 45-44
9/9	Nicholls	W, 24-14
9/16	Louisiana	W, 45-21
9/23	vs. Arkansas	W, 50-43
9/30	South Carolina	
10/7	Alabama	
10/14	at Florida	
10/21	bye	
10/28	Mississippi State	
11/4	Auburn	
11/11	New Mexico	
11/18	at Ole Miss	
11/25	at LSU	

UAB (2-2, 0-1)

9/2	Alabama A&M	W, 38-7
9/9	at Ball State	L, 51-31
9/16	Coastal Carolina	W, 30-23
9/23	at North Texas	L, 46-43
9/30	bye	
10/7	Louisiana Tech	
10/14	Middle Tennessee	
10/21	at Charlotte	
10/28	at Southern Miss	
11/4	Rice	
11/11	at UTSA	
11/18	at Florida	
11/25	UTEP	

KENTUCKY (3-1, 1-1)

9/2	at Southern Miss	W, 24-17
9/9	Eastern Kentucky	W, 27-16
9/16	at South Carolina	W, 23-13
9/23	Florida	L, 28-27
9/30	Eastern Michigan	
10/7	Missouri	
10/14	bye	
10/21	at Mississippi State	
10/28	Tennessee	
11/4	Ole Miss	
11/11	at Vanderbilt	
11/18	at Georgia	
11/25	Louisville	

GEORGIA (4-0, 1-0)

9/2	Appalachian State	W, 31-10
9/9	at Notre Dame	W, 20-19
9/16	Samford	W, 42-14
9/23	Mississippi State	W, 31-3
9/30	at Tennessee	
10/7	at Vanderbilt	
10/14	Missouri	
10/21	bye	
10/28	vs. Florida	
11/4	South Carolina	
11/11	at Auburn	
11/18	Kentucky	
11/25	at Georgia Tech	

FLORIDA STATE (0-2, 0-1)

9/2	vs. Alabama	L, 24-7
9/9	UL Monroe	Cancelled
9/23	NC State	L, 27-21
9/30	at Wake Forest	
10/7	Miami (FL)	
10/14	at Duke	
10/21	Louisville	
10/27	at Boston College	
11/4	Syracuse	
11/11	at Clemson	
11/18	Delaware State	
11/25	at Florida	

VANDERBILT (3-1, 0-1)

9/2	at Middle Tennessee	W, 28-6
9/9	Alabama A&M	W, 42-0
9/16	Kansas State	W, 14-7
9/23	Alabama	L, 59-0
9/30	at Florida	
10/7	Georgia	
10/14	at Ole Miss	
10/21	bye	
10/28	at South Carolina	
11/4	Western Kentucky	
11/11	Kentucky	
11/18	Missouri	
11/25	at Tennessee	

MISSOURI (1-3, 0-2)

9/2	Missouri State	W, 72-43
9/9	South Carolina	L, 31-13
9/16	Purdue	L, 35-3
9/23	Auburn	W, 51-14
9/30	bye	
10/7	at Kentucky	
10/14	at Georgia	
10/21	Idaho	
10/28	UConn	
11/4	Florida	
11/11	Tennessee	
11/18	at Vanderbilt	
11/24	at Arkansas	

COMBINED RECORD OF OPPONENTS: 30-14 (.682)

STAT COMPARISON (2017 SEASON)

Florida	Rank (NCAA/SEC)		Vanderbilt	Rank (NCAA/SEC)
121.7	100/11	Rushing Offense	87.5	120/13
200.7	89/8	Passing Offense	191.5	95/10
134.28	68/11	Pass Eff.	150.25	33/4
322.3	112/13	Total Offense	279.0	123/14
23.7	100/13	Scoring Offense	21.0	106/14
172.7	85/9	Rushing Defense	201.3	107/13
232.3	72/10	Pass Defense	116.8	2/1
126.14	63/9	Pass Eff. Defense	86.10	4/1
405.0	82/11	Total Defense	318.0	31/6
26.7	76/11	Scoring Defense	18.0	25/5
39.81	45/7	Net Punting	34.66	109/14
6.33	70/10	Punt Returns	12.60	29/4
21.00	63/8	Kickoff Returns	18.50	99/14
-0.67	98/12	Turnover Margin	0.50	42/6
3.33	11/1	Sacks	2.75	29/5
7.7	26/2	Tackles for Loss	7.5	29/3
3.0	109/11	Sacks Allowed	0.50	6/2

INDIVIDUAL STAT LEADERS

RUSHING

Florida	G	Att	Yds	Avg	TD	YPG
Davis	3	26	195	7.5	0	65.0
Perine	3	23	90	3.9	0	30.0

Vanderbilt	G	Att	Yds	Avg	TD	YPG
Webb	4	64	169	2.6	2	42.2
Blasingame	4	26	107	4.1	0	26.8

PASSING

Florida	C-A-I	Pct	Yds	TD	YPG	Rate
Franks	30-49-1	61.2	372	3	124.0	141.12
Del Rio	9-14-1	64.3	74	1	74.0	117.97

Vanderbilt	C-A-I	Pct	Yds	TD	YPG	Rate
Shurmur	53-84-1	63.1	721	8	180.2	164.24
Wallace	6-14-0	42.9	39	0	19.5	66.26

RECEIVING

Florida	G	Rec	Yds	Avg	TD	YPG
Cleveland	3	13	259	19.9	2	86.3
Toney	3	10	102	10.2	0	34.0
Powell	3	8	72	9.0	1	24.0

Vanderbilt	G	Rec	Yds	Avg	TD	YPG
Sherfield	4	14	248	17.7	1	62.0
Duncan	4	13	101	7.8	1	25.2
Pickney	4	9	125	13.9	2	31.2

DEFENSE

Florida	UT-AT-TT	TFL	Sk	QBH	Int	PBU	FF-FR
Reese	12-14-26	1.5	0.5	0	1	0	0-0
Washington	11-8-19	0.0	0.0	0	0	0	0-0
Gardner	8-6-14	2.0	0.0	0	0	1	0-0

Vanderbilt	UT-AT-TT	TFL	Sk	QBH	Int	PBU	FF-FR
Smith	19-18-37	2.5	0.5	0	0	0	0-0
Wiley	18-13-31	0.0	0.0	0	1	2	0-0
White	18-8-26	2.5	0.0	0	1	2	0-0

SITUATIONAL RECORDS

	Under McElwain	Since 1990
Opponent scores < 21	19-0	214-11
Rushing for 150+ yards	9-0	158-14
Rushing for < 150 yards	11-8	99-72-1
Rushing for 100+ yards	18-3	231-41
Rushing for < 100 yards	3-5	29-45-1
Opp. rushes for < 100 yards	9-0	150-12-1
Player rushes for 100+ yards	7-1	114-12
Out-rushing opponent	15-0	213-20
Out-rushed by opponent	6-8	47-67-1
Scoring first	16-4	184-29
Opponent scores first	5-4	75-57-1
Leading at the half	16-2	229-18-1
Tied or Trailing at the half	6-6	30-67
Blocking a punt	0-1	45-7
Playing in the state of Florida	15-2	179-45-1
Playing in Gainesville	12-1	147-25
Playing in Jacksonville	2-0	21-6
Playing in Miami	0-0	1-2
Playing in Orlando	0-1	2-4
Playing in Tallahassee	0-0	4-8-1
Opp. is unranked at game time	17-1	182-17
Opp. is ranked at game time	4-7	86-65-1

DID YOU KNOW??

With Saturday night's win at Kentucky, Jim McElwain improved to 9-1 at Florida in one-possession games. In addition, he is 17-4 in his career in such contests.

ON THIS DATE: SEPT. 30, 1995

FLORIDA 28, OLE MISS 10 (Gainesville, Fla.) -- Quarterback Danny Wuerffel led the Gators to a 28-10 victory over Mississippi. Wuerffel and Florida opened the game by scoring on each of its first three possessions. Wuerffel and Ike Hilliard connected on a 13-yard pass play to put the Gators up 14-0 midway through the first quarter, before Wuerffel found Chris Doering for an eight-yard touchdown. The Gator defense held strong in crucial situations throughout the day. The Rebels penetrated the Gator 20-yard line on three occasions and came away with just one field goal.

POLLS (WEEK 5)

ASSOCIATED PRESS

Rk.	School	Record
1.	Alabama (52)	4-0
2.	Clemson (8)	4-0
3.	Oklahoma (1)	4-0
4.	Penn State	4-0
5.	USC	4-0
6.	Washington	4-0
7.	Georgia	4-0
8.	Michigan	4-0
9.	TCU	4-0
10.	Wisconsin	3-0
11.	Ohio State	3-1
12.	Virginia Tech	4-0
13.	Auburn	3-1
14.	Miami	2-0
15.	Oklahoma State	3-1
16.	Washington State	4-0
17.	Louisville	3-1
18.	South Florida	4-0
19.	San Diego State	4-0
20.	Utah	4-0
21.	Florida	2-1
22.	Notre Dame	3-1
23.	West Virginia	3-1
24.	Mississippi State	3-1
25.	LSU	3-1

USA TODAY/AMWAY COACHES

Rk.	School	Record
1.	Alabama (59)	4-0
2.	Clemson (4)	4-0
3.	Oklahoma	4-0
4.	Penn State	4-0
5.	USC	4-0
6.	Washington	4-0
7.	Michigan	4-0
8.	Georgia	4-0
9.	Ohio State	3-1
10.	Wisconsin	3-0
11.	TCU	4-0
12.	Virginia Tech	4-0
13.	Miami	2-0
14.	Oklahoma State	3-1
15.	Auburn	3-1
16.	Washington State	4-0
17.	South Florida	4-0
18.	Louisville	3-1
19.	Utah	4-0
20.	Florida	2-1
21.	San Diego State	4-0
22.	LSU	3-1
23.	West Virginia	3-1
24.	Mississippi State	3-1
25.	Florida State	0-2

HONORS

WEEK 3 | SEC FRESHMAN OF THE WEEK

CJ Henderson, DB

- Recorded a pick-six and notched five tackles in Florida's win over Tennessee, the second of his young career.
- Became the only true freshman in UF history to return an interception for a touchdown in consecutive games. In addition, Henderson is the only player in school history to accomplish that feat in records dating back to 1965.

WEEK 3 | EARL CAMPBELL TYLER ROSE HONORABLE MENTION

PLAYER OF THE WEEK

Tyrie Cleveland, WR

- Led all Gators with 93 receiving yards in a 26-20 win over No. 23 Tennessee.
- Caught the game-winning 63-yard touchdown with time expiring and the reception was his longest of the game.
- Caught a career-high five receptions from QB Feleipe Franks and finished the game averaging 18.6 yards per catch.

- When winning or tying the turnover battle since 2011, the Gators are 41-11. When losing the turnover battle, UF is 8-19 during that span.

Florida TO Margin (from 1996-2017)

In 198 Wins +156; In 71 Losses -70

- Florida scored its first offensive touchdown of the season against Tennessee on a five-yard pass from Feleipe Franks to Brandon Powell in the fourth quarter, putting the Gators up 20-13.
- UF recorded two passes over 20 yards and four rushes over 10 yards en route to the victory.
- The biggest running play of the game came from true freshman **MALIK DAVIS**, who recorded a 72-yard run in the fourth quarter of the game.
- The Gator offense was churning in the fourth quarter against Tennessee, scoring touchdowns on two of the last three possessions, including the game-winner.
- Florida had 189 yards of total offense against the Vols in the fourth quarter alone (96 rushing yards, 93 passing yards).
- True freshman **ADARIUS LEMONS** made his debut in the game, but did not record any stats.
- UF was 7-of-14 on third downs and converted on both of its red zone opportunities.

OFFENSIVE LINE

- **BRAD DAVIS** joined UF after spending 2016 at North Texas. He inherits one of the most experienced offensive line groups in recent memory.
- UF's starting offensive line: **MARTEZ IVEY**, **BRETT HEGGIE**, **T.J. MCCOY**, **FRED JOHNSON** and **JAWAAN TAYLOR** have 62 combined starts between them.
- The line allowed for the Gators to rush for 186 yards against Kentucky, marking the first time UF has rushed for 100 yards in back-to-back games since doing so against South Carolina and LSU in 2016. (11/12/16-11/19/16)
- The offensive line only allowed one sack against Kentucky, after allowing eight in UF's first two games of the season.
- Florida is tied for 10th in the SEC in sacks allowed (9) so far in 2017.
- Last season, Taylor became the first true freshman offensive lineman to start on opening day since **Maurkice Pouncey** in 2007, and the first freshman to start on the offensive line since **Chaz Green** in 2011.

RUSHING

- The Gators rushed for 186 yards as a team, their highest output of 2017. Kentucky's defense ranked first in the SEC and third nationally in rushing defense (57.0) going into Saturday's game.
- Freshman **MALIK DAVIS** recorded a career-high 21 carries for 93 yards against the Wildcats, marking his second consecutive game with at least 90 rushing yards.
- Through three games, Davis leads the Gators with 195 yards on 26 attempts (7.5 avg).
- Davis' 195 rushing yards currently ranks third in the SEC among all freshman, trailing Arkansas' Chase Hayden and Georgia's D'Andre Swift.
- **LAMICAL PERINE** rushed for 27 yards on five carries for the Gators vs. Kentucky, and made his third consecutive start of the season.
- Perine was one of 15 FBS true freshmen to post multiple 100-yard rushing games in 2016. Of those 14, he was one of nine to post at least two 100-yard games versus Power Five opponents.
- Perine was also one of two FBS true freshmen to rush for 100 yards and catch a touchdown pass in a game in 2016.
- **KADARIUS TONEY** scored the first Florida rushing touchdown since 10/29/16 against Georgia, a span of eight games.
- The 36-yard scoring run was the longest that Kentucky has allowed in 2017.
- In addition, Toney's 211 total yards from scrimmage are the second-most by non-UF quarterback.

PASSING

- In his third career start, **FELEIPE FRANKS** threw for 85 yards and one touchdown on seven-of-12 passing. He threw the second touchdown pass of at least 45 yards to Tyrie Cleveland in as many games, on a fourth-and-three play in the second quarter.
- Against Tennessee, Franks threw a 63-yard walkoff touchdown pass to Tyrie Cleveland as time expired to win the game for the Gators. The pass was the longest of Franks' career.
- Through three games, Franks ranks eighth in the SEC in completion percentage (61.2) and ninth in the conference in QBR (141.1).
- A freshman quarterback (true or redshirt) has started 77 games for the Gators. UF is 50-26-1 in those contests.

- In his first appearance of the season, **LUKE DEL RIO** provided a spark for Florida's offense, leading the Gators on two scoring drives in the fourth quarter to overcome a 13-point deficit.
- Del Rio completed nine-of-14 passes for 74 yards, with one touchdown and one interception.

2017 Explosive Passing Plays (TDs in Parentheses; *vs. SEC)

Year	20+	30+	40+	20+*	30+*	40+*
2009	49 (17)	19 (10)	8 (4)	21 (7)	7 (3)	5 (3)
2010	30 (6)	9 (3)	5 (1)	22 (4)	7 (3)	4 (1)
2011	37 (8)	13 (7)	9 (6)	21 (5)	8 (5)	5 (4)
2012	27 (3)	11 (3)	4 (3)	16 (2)	7 (2)	3 (2)
2013	22 (1)	9 (1)	5 (2)	13 (0)	6 (0)	3 (2)
2014	24 (8)	16 (5)	12 (4)	12 (1)	7 (0)	4 (0)
2015	38 (10)	20 (10)	10 (6)	22 (6)	14 (6)	8 (5)
2016	39 (7)	13 (2)	7 (3)	24 (6)	11 (2)	5 (2)
2017	9 (2)	5 (2)	3 (2)	4 (2)	3 (2)	3 (2)

RECEIVING

- **TYRIE CLEVELAND** led Florida's offense with 110 yards and a touchdown on four catches against Kentucky. The game was Cleveland's second career 100-yard receiving game.
- Over his past two games (Tennessee & Kentucky), Cleveland has recorded nine receptions for 203 yards and two touchdowns.
- The sophomore leads all Gators with 259 receiving yards in the 2017 season, followed by **KADARIUS TONEY** with 102 yards.
- **BRANDON POWELL**'s touchdown reception from Franks against Tennessee was the first offensive touchdown the Gators scored in the 2017 season.
- Powell scored a touchdown for the second game in a row at Kentucky, on a 6-yard rush. The score was the second rushing touchdown of Powell's career.
- With his 24-yard performance at Kentucky, Powell is just four yards shy of eclipsing 1,000 for his career. His 97 career receptions are the most among active Gators.
- Powell is also currently riding a streak of 17 consecutive games with a reception.
- Sophomore **FREDDIE SWAIN** caught his first touchdown pass of the season at Kentucky, on the go-ahead score in the fourth quarter.
- Swain averages a touchdown every three catches for his career.

FLORIDA'S DEFENSE

- **TAVEN BRYAN** recorded a new career-high with six tackles against Kentucky.
- With 1.5 sacks against the Wildcats, **CECE JEFFERSON** set a new career-high.
- **DAVID REESE** led the Gators with eight total tackles. Reese has led the Gators in tackling in all three games this season and is currently seventh in the SEC averaging 8.7 tackles per game.
- **NICK WASHINGTON** and **TAVEN BRYAN** each tallying six tackles in the game.
- The Gators totaled a season-high 7.0 tackles for a loss totaling 28 yards against Kentucky which was also a season-high. For the second straight game, **JABARI ZUNIGA** lead the way with 2.0 tackles for a loss for eight yards.
- Zuniga, **CECE JEFFERSON**, **KHARI CLARK**, **TAVEN BRYAN** and **DAVID REESE** all found their way to the quarterback as the Gators totaled a season-high 4.0 sacks against the Wildcats.
- The Gator defense only allowed one Kentucky third down conversions, holding its percentage to .100.
- Florida held Kentucky scoreless for the final 11:33 of the game and held the Wildcats to just three points in the final 20:54 of the game.
- Florida limited Kentucky's Benny Snell to 59 yards, his lowest total of the season
- Through three games, the Gator defense is averaging 3.33 sacks per game which is the highest total in the SEC and ranks 11th nationally.

Year	Sacks	Sacks/Gm	Hurries	FF
2005	33	2.75	24	12
2006	34	2.4	34	9
2007	29	2.23	15	12
2008	34	2.4	23	8
2009	40	2.8	26	10
2010	21	1.62	13	6
2011	28	2.16	32	11
2012	30	2.3	32	13
2013	19	1.6	33	7
2014	30	2.5	68	17
2015	40	2.86	42	17
2016	31	2.38	65	11
2017	10	3.33	14	0

PASS DEFENSE

- **DUKE DAWSON**, **MARCO WILSON** and **C.J. HENDERSON** all tallied a pass break up in the game against Kentucky.
- The three PBUs brings the Gator season total to ten as Wilson has accounted for four of those while Dawson has tallied three of his own.
- Florida is tied for 16th in the nation and second in the SEC in interceptions through their first three games of the season and is tied for 11th in nation and is first in the conference in interceptions per game (1.67).
- The Gators are tied for first in the nation in interceptions returned for touchdowns with three while ranking 11th in the country in interceptions return yards with 109.
- **CJ HENDERSON** became the first Gator since 1980 to record a pick-six in back-to-back games. Against Michigan he returned the ball 41 yards for the TD and against Tennessee, he ran it back 16 yards for the score.
- Since 1996, he is also the only true freshman in the nation to have returned interceptions for touchdowns in consecutive games.
- Henderson is tied for first in the nation with his two interception touchdowns. He is one of two true freshman to have recorded at least one pick-six this season and is only one to have two under his belt.
- Through his first two games as a Gator, Henderson is now tied for first in program history for most interceptions returned for a touchdown in a season, the all-time record for a career is four.
- **DAVID REESE's** interception against Tennessee was the first of his career and he became the first Gator linebacker to intercept a pass since Daniel McMillian recorded one against Iowa in the Outback Bowl (1/2/17).
- Dawson's pick against the Vols was the fourth of his career and second of this season. He is one of two Gators to record an interception in back-to-back games this season (Henderson).
- Florida has held opponent to a 55.4 completion percentage this season, good for fifth in the SEC and 37th in the nation.
- **NICK WASHINGTON** is UF's most experienced defender, appearing in 41 games during his career. The safety's 97 tackles are also the most among all Gators.
- **DUKE DAWSON** leads all returning Gators with 11 pass break-ups during his career, and ranks second with 40 games played.

- Dating back to 1996, opponents have averaged under 200 yards passing per game (191.8) against Florida, the sixth-best figure in the nation. Since the start of the 2008 season, the Gators are first among FBS teams in interception return touchdowns (28) and rank first in interception return yards (2,675) while ranking third in interceptions (157).

Total INTs Since 2008

Boise State - 164
 Ohio State - 163
FLORIDA - 157
 Alabama - 155
 Oregon - 153
 Houston - 152
 Oklahoma State - 152
 Clemson - 151
 Virginia Tech - 144
 Oklahoma - 143

RUSH DEFENSE

- UF allowed an average of 3.8 yards per rush against the Wildcats, the lowest average of the 2017 season thus far.
- The Gators have only allowed two rushing touchdowns in the 2017 season, tying them for second in the SEC.
- Florida has lived in the backfield recording 23 tackles for loss through three games. There average of 7.67 tackles for loss per game is second best in the SEC while ranking 26th overall in the country.

BY THE NUMBERS

- 1** Head coach to reach the SEC Championship Game in their first two seasons... Jim McElwain.
- 2** C.J. Henderson has **two** interceptions returned for touchdowns this season. That ties him for a UF record in a single season.
- 3:1** Ratio of touchdowns to interceptions by Jim McElwain quarterbacks from 2008-2017. (Total: 106 TD - 34 INT)
- 3** UF's **three** INTs against Tennessee was its first three interception game against a league opponent since its Week 2 of 2016.
- 4** Jim McElwain has **four** wins over ranked opponents since 2015, the third-most of any SEC head coach during that span.
- 6** UF has **six** graduates on its roster: L. Del Rio*, C. Garcia*, J. Sherit*, G. Stephens, J. Townsend* & M. Zaire* (*SEC Grad Patch).
- 12** UF has returned a kick or punt for a TD **12** years in a row, tied with Kansas State for the longest streak in the nation.
- 15** Jim McElwain is **15-3** in SEC regular season games. That mark ties Steve Spurrier for the best 18-game SEC start in UF history.
- 21** Jim McElwain has won **21** games since 2015, the second most wins in the SEC during that stretch.
- 21** Eddy Pineiro made **21** FGs in 2016, the most in a season since Caleb Sturgis made 24 in 2012. He already has three in 2017.
- 28** UF has returned **28** interceptions for a TD since 2008, which is the most in the country during that span.
- 28** Florida has won **28** consecutive home openers, which is the longest active streak in the country.
- 39** The Gators had **39** pass plays of at least 20 yards in 2016, the most since having 49 in 2009. UF has eight such plays in 2017.
- 47.89** Johnny Townsend averaged **47.89** yards per punt in 2016, a Florida record. He is averaging 50.8 yards per punt this season.
- 49** The Gators returned **49** lettermen, including nine offensive and six defensive starters in 2017.
- 50** A freshman quarterback (true or redshirt) has started 77 games for the Gators. UF is **50-26-1** in those contests.
- 63** Florida defeated Tennessee in 2015 and 2017 on **63-yard** touchdown passes late in the fourth quarter.
- 215.7** Florida averaged **215.7** passing yards per game last season, its most since averaging 236.1 in 2009.
- 358** At **358** pounds, T.J. Slaton is the second-heaviest signee in UF history, & the fourth-heaviest player at UF since 1995.
- 364** UF has scored in **364** consecutive games, a streak that ranks second on the NCAA's all-time list.

FLORIDA'S SPECIAL TEAMS

PUNTING

- **JOHNNY TOWNSEND** averaged 52.2 yards per punt in the victory over Kentucky. That performance brought his season average to 50.8 yards per punt, which leads the nation by more than a yard.
- He booted five punts for 261 yards, with his longest of the day being a 61-yarder in the first quarter against the Wildcats. That 61 yard boot was a season-long for the redshirt senior. He also recorded a 59-yarder in the second quarter and a 52 yard punt in the third.
- Through the first three games of the season, Townsend sits in second place in UF's history for career yardage, passing Buster Morrison (1972-74, 8,374 yards on 209 punts) in week three. With 8,860 yards on 192 punts, Townsend sits just 1,040 yards away from the program record.
- Townsend sits atop SEC ranking as well as the nation in average punting yards, averaging 3.2 yards per game more than Tennessee's Trevor Daniel.
- His longest punt of the season, 61 yards, is just shy of his career-long 62 yard punts against Vanderbilt and Alabama in 2016. His 62-yard punt against Alabama tied for the third longest in championship game history, and made him the first punter to record two 60-plus punts in the championship game.

RETURN GAME

- Sophomore **TYRIE CLEVELAND** and **DRE MASSEY** returned kicks against Kentucky.
- They combined for a total of 34 yards on two returns with Massey's 20 yard return being the longest of the game.
- That return was just one yard shy of his career-high 21 yard return set last season against UMass.
- Cleveland currently sits fifth in the SEC with a 23.6 kickoff return average and is also fifth in the conference with 118 return yards.
- Florida ranks eighth in the SEC in kickoff return average through the first three games of the season, with 21.0 yards per return.
- Senior **BRANDON POWELL** returned one Kentucky punt during the game, running it back for five yards.
- Entering the 2017 season, Florida has returned either a kickoff or punt for a TD for 12 straight seasons dating back to 2005, with 13 total punt return TDs during that span (including blocked punts).

KICKING

- **EDDY PINEIRO** converted on all four extra point attempts against Kentucky improving to a perfect 8-for-8 on the season.
- With his four conversions against the Wildcats, Pineiro is now 40-for-40 in his career in PAT attempts.
- Pineiro has two 40+ field goal conversions on the season. During 2016, he made 11 field goals over 40 yards, which set the record for the most made by a UF kicker since 1996.
- The redshirt junior is currently tied for second in the SEC in 40+ yard field goals made, with two. His 46-yard field goal against Michigan ties him for sixth place for the longest field goal made by an SEC player this season.
- Pineiro's two field goal conversions against Tennessee began a new stretch of made field goals after his streak of 13 consecutive was broken at Michigan. The previous run of 13 made field goals tied Pineiro with **Jeff Chandler** for fourth in UF's history.
- Currently, Pineiro is tied for 22nd in nation in kickoffs, averaging 64.21 yards per kick in the season opener. 13 of his 14 attempts this season have been touchbacks.
- Pineiro's touchback percentage of 92.86 is second best in the country behind Virginia Tech's Joey Slye (96.67 percent).

COVERAGE UNITS

- The Gators averaged a start at their own 27-yard line, while Tennessee's average yard line to start a drive was their own 28.
- Florida currently leads both the nation and the SEC in kickoff return yardage, allowing no returns against Kentucky, Tennessee or Michigan.
- The Gators' coverage unit ranks fifth in the SEC in total return yards allowed (kickoff and punt returns) with 69.

GAME-WINNING FIELD GOALS IN UF HISTORY

(2:30 or less remaining in the game)

Name	Date	Opp.	Distance	Time	Final
Austin Hardin	11/7/15	Vanderbilt	43	2:22	9-6
Chas Henry	10/30/10	Georgia	37	01	34-31
Caleb Sturgis	10/17/09	Arkansas	27	:09	23-20
Matt Leach	11/1/03	Georgia	33	:33	16-13
Arden Czyzewski	10/7/89	LSU	41	:00	16-13
Brian Clark	11/15/80	Kentucky	34	N/A	17-15
Wayne Barfield	11/11/67	Georgia	31	N/A	17-16
Steve Spurrier	10/29/66	Auburn	40	2:12	30-27
Bob Lyle	9/26/64	Miss. State	41	:00	16-13
Billy Cash	10/22/60	LSU	35	N/A	13-10

GATORS IN THE SWAMP

ON THE FIELD

- Florida's .855 (147-25) winning percentage at Ben Hill Griffin Stadium at Florida Field since 1990 is the top mark in the nation.
Best Home Winning Percentage (nation - since 1990)
- 1. FLORIDA.....147-25......855**
- 2. Nebraska.....157-27......853
- 3. Florida State.....134-23-1......848
- 4. Kansas State.....143-31-1......817
- 5. Texas A&M.....132-39-1......767
- Here is how the Gators' record breaks down at home since 1990:
- Overall.....147-25
- SEC.....77-17
- SEC East.....51-6
- SEC West.....27-11
- Non-Conference.....69-8
- Top-25 Teams.....27-15
- Top-10 Teams.....15-8
- Top-5 Teams.....11-6
- Unranked Teams.....119-10
- At Night (6 p.m. or later)47-12
- Since 1990, Florida has outscored its opponents by a combined 6,535 to 2,665 at home, putting the average outcome at 38.0 to 15.5 in favor of the Gators and making the average outcome a 22.5-point win.
- The Gators had two significant winning streaks at The Swamp in the 1990s: a 23-game streak from 1990-93 and a 30-game streak from 1994-99. In 154 home games from 1990-2015, UF has scored 31 or more points 105 times and held its opponent to 14 or less points 91 times.
- With a 7-0 performance in The Swamp in 2012, the Gators matched the 2006 and 2009 squads in finishing with the most wins at home in a season. In 2016, Florida achieved its first undefeated record at home (5-0) since 2012.
- The Gators are currently 12-1 at Ben Hill Griffin Stadium under Jim McElwain.
- The Gators also have the fourth-most wins of any SEC team since 2003:
- 1. Alabama.....150
- 2. LSU.....146
- 3. Georgia.....138
- 4. FLORIDA.....130**
- 5. Auburn.....126

IN THE STANDS

- Florida broke its single-game attendance record in 2015, drawing 90,907 to The Swamp for the Nov. 28 showdown against Florida State. It marked the largest crowd ever to watch a football game in the state of Florida. The state has hosted 14 Super Bowls, three BCS national title games and has featured 18 bowl games that included a team that went on to win at least a share of the national title.
- Florida drew 90,227 fans for the head coach Jim McElwain's debut against New Mexico State in 2015, which was the largest opening-day crowd since 2009.
- Florida had six 90,000-plus crowds in six of its home games in 2016, which marks UF's most since 2010.
- UF sold-out its student season tickets for the entire 2017 season prior to the beginning of the season.
- The crowd of 90,907 for the UF-FSU game on Nov. 28, 2009, is the second-highest single-game total in school history.
- UF set a school attendance record during the 2009 season, averaging 90,635 per game, which ranked ninth in the nation. That broke the previous standard, set in 2008 when the Gators averaged 90,544. Florida averaged a crowd of 90,065 at home during the 2015 season.
- The largest crowd for a home opener at The Swamp was 90,707 in UF's 2005 win over Wyoming in Urban Meyer's first game as head coach of the Gators. The 2009 opener (90,621) was the second-largest.

TITLE CENTRAL

Florida is one of four schools to win three outright national titles since 1990. The 2006 and 2008 championships were won in the BCS National Championship Game, and Florida was the unanimous pick in all four major polls in 1996.

NATIONAL TITLES (SINCE 1990)

Team	Years	Titles
Alabama	1992, 2009, 2011, 2012, 2015	5
FLORIDA	1996, 2006, 2008	3
Florida State	1993, 1999, 2013	3
Nebraska	1994, 1995, 1997*	3
LSU	2003*, 2007	2
Miami (Fla.)	1991*, 2001	2
Ohio State	2002, 2014	2
Southern Cal	2003*, 2004	2

*Split title

SEC CHAMPIONSHIP GAME WINS

FLORIDA	7
Alabama	7
LSU	4
Auburn	3
Georgia/Tennessee	2

SEC CHAMPIONSHIP GAME APPEARANCES

FLORIDA	12
Alabama	11
Georgia/LSU/Tennessee	5
Auburn	5
Arkansas	3
Missouri	2
Ole Miss/South Carolina	1

COLLEGE LEADERS SINCE 1990

WINS

1. Ohio State	272
2. FLORIDA	260
3. Florida State	256
4. Nebraska	257
5. Boise State	254

TOP-5 FINISHES (AP POLL)

1. Florida State	14
2. FLORIDA	13
3. Michigan	8
3. Nebraska	8
5. Tennessee	7

TOP-10 FINISHES (AP POLL)

1. FLORIDA	17
2. Florida State	17
3. Michigan	14
3. Tennessee	13
5. Miami (FL)	12
6. Penn State	12
7. Nebraska	10



Jim McElwain was announced as the 25th head coach of the Florida football program on December 4, 2014. Since then, McElwain has guided the Gators to the second-most wins in the Southeastern Conference (19) and back-to-back SEC Eastern Division titles.

In addition, McElwain's 13 conference wins ranks second in the conference since the start of 2015. Overall, the Gators are 19-8 under McElwain, which ties Steve Spurrier for the second-most victories by a UF head coach through his first two seasons. Also with his back-to-back SEC East titles, McElwain became the first coach in league history to reach the SEC Championship in his first two seasons as a head coach.

Only McElwain, former LSU coach Les Miles (2005) and Auburn's Gus Malzhan (2013) reached the title game in their first season.

During his first season in 2015, McElwain led the Gators to a 10-4 overall record, making him the first coach in Florida football history to win 10 games in his inaugural campaign. In addition, McElwain became the 10th coach in SEC history to win 10 games in his first season as head coach, and one of only six to do it after inheriting a team that won less than nine games the year prior to his arrival.

During the regular season, Florida improved from a 6-5 mark in 2014 to a 10-2 regular season in 2015. The four-game turnaround tied the third-biggest one-year leap, in terms of wins, for the program in 32 years (0-10-1 in 1979, 7-4 regular season in 1980 and 6-6 in 2011, 11-1 regular season in 2012).

With all the success came an excitement level around The Swamp that brought Gator Nation out in droves. In 2015, UF led the state with an average attendance of 90,065 for its seven home games – up almost 5,000 fans per game from 2014.

All of that cumulated in him being voted the 2015 SEC Coach of the Year by his peers and the media, becoming the only coach in school history to garner both awards in his debut season at UF.

McElwain backed those accolades up in 2016.

The Gators finished the 2016 season 9-4 and were the SEC Eastern Division champions with a 6-2 league mark.

With its win late in the season at LSU, Florida clinched its second-straight SEC East title, which secured its conference-record 12th appearance in the SEC Championship Game. That win in Tiger Stadium marked Florida's first road win over an SEC Western Division opponent since 2012 (Texas A&M) and its first win in Baton Rouge since 2009.

In addition, Florida defended its home turf in 2016, as the Gators were one of two schools in the conference to notch a perfect record at home (5-0).

Two trends have been constant since McElwain's arrival on campus, great defense and freshman production.

First off, defense.

Overall since 2015, Florida has boasted a top-10 defense nationally.

During McElwain's first season in 2015, the Gators ranked eighth nationally (third in the SEC) in total defense, allowing just 310.2 yards per game. Florida was the only team in the country to hold four FBS opponents to a third-down conversion rate of less than 17 percent. Additionally, the Gators were one of three teams to hold two FBS opponents under 10 percent in that category.

After losing five starters to the NFL, including two first-round picks, the Gators were even better on defense in 2016. UF ranked fifth nationally (second in the SEC) in total defense, allowing just 293.0 yards per game. Also, the Gators had the top pass defense in the conference and the second best in the country, allowing opponents to tally just 148.5 ypg. through the air.

In addition, UF led the country in team passing efficiency defense (92.87) and ranked sixth in scoring defense (16.8). Florida also had four interceptions returned for touchdowns in 2016, which was its most since returning four in 2010.

Secondly, freshmen production.

In 27 total games under head coach Jim McElwain, true freshmen have accomplished the following: 231 total games played, 59 starts on offense/defense, 17 total touchdowns, 172 rushes for 778 yards, 87 receptions for 1,522 yards, 150 tackles, 15.5 tackles-for-loss and 5.5 sacks.

In the 2017 Outback Bowl, rookie Chauncey Gardner joined two-way standout Dave Hudson (1958 Gator Bowl), Tony Lilly (1983 Gator) and Ahmad Black (2011 Outback) as the only UF defensive backs to be named a bowl MVP. He also became the second true freshman in program history to win a Bowl MVP Award, joining Emmitt Smith (1987).

During that game against Iowa, Gardner had a pair of interceptions (one returned for a touchdown) and two tackles. Gardner recorded the first multi-interception game by a freshman since Nov. 13, 2004 when Kyle Jackson had two INTs against South Carolina.

Offensively, Florida has had three true freshman wide receivers record 100-yard receiving games in program history. Two of those three were in the last two seasons. Antonio Callaway achieved this mark in 2015, while Tyrie Cleveland followed his lead in 2016.

Keeping with the offense, running back Jordan Scarlett had a streak of six consecutive games with a rushing touchdown (UK-UGA) in 2016, which tied Kelvin Taylor (2015) and Tim Tebow (2009) for the longest streak by a Gator since Percy Harvin did it in the final seven games of the 2008 season.

Complementing the ground game, McElwain ushered in a passing attack in 2015 that became only the fifth Gator squad since 1996 to throw at least 20 touchdown passes and fewer than 11 interceptions. In addition, UF's 405 attempts in 2015 were the most by any of the other Gator teams (2005, 2007, 2008, 2009) that accomplished that feat.

UF continued that trend in 2016 as the Gators recorded 410 attempts through the air, which was the most by any Gator team since Florida threw the ball 517 times in 2002.

THE MCELWAIN FILE

Birthdate: March 1, 1962 (age 55)

Hometown: Missoula, Montana

Education: Eastern Washington, 1984

Family: He and his wife, Karen, have three children:

JoHanna, Elizabeth and Jerret

Playing Career: An all-state quarterback at Missoula (Montana) Sentinel High School, McElwain played quarterback at Eastern Washington from 1980-83 and earned his degree in Education from EWU in 1984.

JIM MCELWAIN'S RECORD BREAKDOWN

	2017	UF	Total
Overall.....	2-1.....	21-9.....	43-25
Playing at home.....	1-0.....	12-1.....	25-6
Playing on the road.....	1-0.....	6-4.....	12-14
Playing at a neutral site.....	0-1.....	3-4.....	6-5
In bowl games.....	0-0.....	1-1.....	2-1
In overtime.....	0-0.....	1-0.....	2-0
More than 7 days to prepare.....	1-1.....	5-2.....	8-4

In August.....	0-0.....	0-0.....	1-0
In September.....	2-1.....	9-2.....	14-10
In October.....	0-0.....	6-1.....	13-4
In November.....	0-0.....	5-3.....	13-8
In December.....	0-0.....	0-2.....	1-3
In January.....	0-0.....	1-1.....	1-1

Outrushing opponent.....	1-0.....	14-0.....	30-1
When rushing for 200 yards.....	0-0.....	5-0.....	19-1
When rushing for 300 yards.....	0-0.....	0-0.....	2-1
When rushing for 400 yards.....	0-0.....	0-0.....	0-0
Outrushed by opponent.....	1-1.....	7-9.....	13-24
When allowing 300 yards rushing.....	0-0.....	0-0.....	1-2
Rushing yards are the same.....	0-0.....	0-0.....	0-0

Outpassing opponent.....	0-0.....	13-3.....	25-11
When passing for 300 yards.....	0-0.....	3-0.....	11-6
When passing for 400 yards.....	0-0.....	0-0.....	3-1
Outpassed by opponent.....	2-1.....	8-5.....	18-13
When allowing 300 yards passing.....	0-0.....	1-1.....	6-6
When allowing 400 yards passing.....	0-0.....	0-0.....	1-3

More total offense than opponent.....	1-0.....	16-0.....	33-4
When having 400 + total offense.....	0-0.....	6-1.....	24-7
When having 500 + total offense.....	0-0.....	3-0.....	15-2
When having 600 + total offense.....	0-0.....	1-0.....	5-1
Less total offense than opponent.....	1-1.....	5-7.....	10-19
When allowing 400 + total offense.....	1-1.....	3-6.....	13-17
When allowing 500 + total offense.....	0-0.....	0-1.....	5-5

Committing fewer turnovers.....	0-0.....	10-1.....	17-11
Committing more turnovers.....	1-1.....	5-4.....	12-8
Turnovers are even.....	1-0.....	6-4.....	14-6

Scoring first.....	1-1.....	16-4.....	33-9
Opponent scores first.....	1-0.....	5-5.....	10-16

Leading after the first quarter.....	1-1.....	15-3.....	30-6
Trailing after the first quarter.....	1-0.....	2-4.....	6-15
Tied after the first quarter.....	0-0.....	4-2.....	11-6
Leading at halftime.....	1-1.....	16-2.....	32-4
Trailing at halftime.....	0-0.....	3-7.....	8-21
Tied at halftime.....	1-0.....	2-0.....	3-0
Leading after the third quarter.....	1-0.....	18-1.....	36-2
Trailing after the third quarter.....	1-1.....	3-7.....	6-22
Tied after the third quarter.....	0-0.....	0-1.....	1-2

Scoring 0-10 points.....	0-0.....	1-3.....	1-7
Scoring 11-20 points.....	0-1.....	5-4.....	7-10
Scoring 21-30 points.....	2-0.....	9-2.....	11-7
Scoring 31-40 points.....	0-0.....	4-0.....	11-1
Scoring 41-plus points.....	0-0.....	2-0.....	13-0
Opponent scores 0-10 points.....	0-0.....	13-0.....	13-0
Opponent scores 11-20 points.....	1-0.....	5-0.....	15-2
Opponent scores 21-30 points.....	1-0.....	3-3.....	10-6
Opponent scores 31-40 points.....	0-1.....	0-4.....	2-10
Opponent scores 41-plus points.....	0-0.....	0-2.....	3-7

Individual 100-yard rusher.....	0-0.....	7-1.....	22-5
Individual 300-yard passer.....	0-0.....	1-0.....	9-4
Opponent 100-yard rusher.....	1-1.....	6-7.....	17-15
Opponent 300-yard passer.....	0-0.....	1-1.....	6-6

RECORD AS A HEAD COACH

Year	School	Record	Conference Record	Conference Finish	Postseason
2012	Colorado State	4-8	3-5	7th Overall	
2013	Colorado State	8-6	5-3	3rd in Division	Won New Mexico Bowl vs. Washington State, 48-45
2014	Colorado State	10-2	6-2	2nd in Division	McElwain did not coach bowl game
2015	Florida	10-4	7-1	1st in Division	Lost Buffalo Wild Wings Citrus Bowl vs. UM, 41-7
2016	Florida	9-4	6-2	1st in Division	Won Outback Bowl vs. Iowa, 30-3

ASSISTANT COACHES

**DOUG NUSSMEIER****Offensive Coordinator/Quarterbacks**

- Has tutored four 3,000-yard passers in 13 seasons coaching college quarterbacks.
- In nine seasons as a coordinator, his offenses have produced seven individual 1,000-yard rushing seasons
- UF has had three true freshman wide receivers record 100-yard receiving games in program history. Two of those three were in the last two seasons. Antonio Callaway achieved that mark in 2015, while Tyrie Cleveland followed his lead in 2016.
- For the second year in a row, six Gators recorded multiple receiving touchdowns in 2016.

**COREY BELL****Defensive Backs**

- Coached a pair of FAU defensive backs to Conference USA Honorable Mention honors in 2016.
- Tutored cornerback Cre'von LeBlanc to C-USA Second Team honors in 2015 as he led the league with four interceptions.
- After Bell coached D'Joun Smith in 2014 to 53 tackles, a team leading eight passes defended and one interception, Smith was a third round pick in the 2015 NFL Draft by the Indianapolis Colts.

**KERRY DIXON II****Wide Receivers**

- Dixon has spent 12 years coaching the offensive side of the ball, including one season as an offensive coordinator.
- In program history, Florida has had three true freshman record a 100-yard receiving. Dixon has tutored two of those three players (Tyrie Cleveland, 2016; Antonio Callaway, 2015).
- During each of his first two seasons at UF, six different Gators collected multiple receiving touchdowns. Prior to 2015, the last time Florida accomplished that feat was in 2008.

**CHRIS RUMPH****Co-Defensive Coordinator/Defensive Line**

- Under Rumph's direction in 2016, UF's rush defense (144.5 ypg.) ranked fifth in the SEC and the Gators finished fourth in the conference in sacks (31).
- UF allowed an average of 3.84 yards per rush, which tied for 32nd-lowest in the country and ranked fourth-lowest in the SEC.
- Against Georgia in 2016, Florida shut down Bulldog standout running back Nick Chubb, limiting him to 20 yards on nine carries (2.2 yards per carry). Chubb entered the game with career averages of 110.8 yards per game and 6.7 yards per carry.

**TIM SKIPPER****Linebackers**

- A versatile teacher, Skipper has coached on both sides of the ball and has served for all or parts of four seasons as a defensive coordinator.
- Tutored Jordan Scarlett who carried the load for the Gators' offense in 2016. Statistically, he led the team with 179 carries, 889 rushing yards and six touchdowns.
- Scarlett's 889 yards rushing was the most by a Florida freshman or sophomore running back since 1995.

**RANDY SHANNON****Defensive Coordinator**

- Has 25 years of coaching experience, and has won three national championships as a player and coach.
- Shannon helped oversee a defense in 2016 that ranked fifth nationally (second in the SEC) in total defense, allowing just 293.0 yards per game. In addition, UF had the top pass defense in the conference and the second-best in the country, allowing opponents to tally just 148.5 ypg. through the air.
- Florida had four interceptions returned for touchdowns in 2016, which is the most since returning four in 2010.

**BRAD DAVIS****Offensive Line**

- In all, Davis has coached 13 all-conference offensive linemen and one All-America selection since 2009.
- During his lone season at East Carolina (2015), Davis guided the duo of running back Chris Hairston and quarterback James Summers to combine for 1,200 yards rushing and 16 touchdowns.
- Davis coached an offense at James Madison (2014) that stood 10th in total offense (484.6 ypg.), 17th in scoring (35.7 ppg.) and 21st in both rushing and passing.

**GREG NORD****Special Teams Coordinator/Tight Ends**

- In 2016, DeAndre Goolsby tied for first on the team with three touchdown catches & finished third on the team in receptions (38) and receiving yards (342).
- Goolsby totaled eight receptions at Vanderbilt, which was the most by a Gator tight end in a game since the 2009 SEC Championship Game, and it was only one shy of tying the single-game school record held by three other Gators.
- In 2015, Jake McGee and Goolsby were one of six FBS tight end duos, and the only pair of Gator tight ends since 1996 to each finish a campaign with 275-plus receiving yards and one receiving touchdown.

**JA'JUAN SEIDER****Running Backs**

- In his second stint at WVU, Seider tutored Wendell Smallwood, who was the Big 12 rushing champion in 2015 with 1,519 yards. Smallwood was an All-Big 12 Second-Team selection and a fifth-round NFL Draft selection of the Philadelphia Eagles a year ago.
- In 2014, he coached a WVU offense that ranked No. 9 nationally in passing offense, No. 11 in first down offense, No. 12 in total offense and No. 34 in scoring offense.

**MIKE KENT****Director of Strength & Conditioning**

- Mike Kent joined the Florida football staff as the Director of Strength & Conditioning following a three-year stint in the same role at Colorado State under head coach Jim McElwain.
- Kent, who trained Darrelle Revis, Jordy Nelson and Deion Branch during their college careers, has 36 years of experience as a coach of football student-athletes, a career that includes 33 years as a highly-respected strength and conditioning instructor. He was recognized in 2013 as Master Strength and Conditioning Coach by the Collegiate Strength and Conditioning Coaches association, which signifies a commitment to student-athletes and the strength and conditioning profession.

2017 NUMERICAL ROSTER

##	Name	Pos.	Ht.	Wt.	Cl.
2	Brad Stewart	DB	6-0	191	Fr.
3	Marco Wilson	CB	6-0	177	Fr.
4	Brandon Powell	WR	5-8	189	Sr.
5	CJ Henderson	CB	6-1	186	Fr.
6	Brian Edwards	DB	6-2	183	Fr.
7	Duke Dawson	DB	5-11	202	Sr.
8	Nick Washington	DB	6-0	198	R-Sr.
8	Malik Zaire	QB	6-0	226	Gr.
9	Dre Massey	WR	5-9	186	R-Jr.
10	Josh Hammond	WR	6-1	187	So.
11	Vosean Joseph	LB	6-1	227	So.
11	Kyle Trask	QB	6-5	239	R-Fr.
12	Jake Allen	QB	6-3	199	Fr.
12	C.J. McWilliams	DB	5-11	179	R-Fr.
13	Feleipe Franks	QB	6-6	227	R-Fr.
13	Donovan Stiner	S	6-1	198	Fr.
14	Luke Del Rio	QB	6-1	215	R-Jr.
15	Eddy Pineiro	K	5-11	178	R-Jr.
16	Brian Fallace	TE	6-4	212	R-Jr.
16	Freddie Swain	WR	6-0	194	So.
17	Jordan Sherit	DL	6-4	254	R-Sr.
17	Kadarius Toney	ATH	5-11	194	Fr.
18	Daquon Green	WR	6-1	195	Fr.
19	Johnny Townsend	P	6-1	202	R-Sr.
20	Malik Davis	RB	5-11	194	Fr.
21	McArthur Burnett	DB	5-9	157	R-Fr.
22	Lamical Perine	RB	5-11	218	So.
23	Chauncey Gardner, Jr.	DB	6-0	207	So.
24	Mark Thompson	RB	6-2	239	R-Sr.
25	Erik Askeland	WR	6-0	179	Fr.
25	Jordan Scarlett	RB	5-11	206	Jr.
26	Marcell Harris	DB	6-0	208	R-Sr.
27	Quincy Lenton	DB	5-11	205	R-Jr.
27	Joshua Tse	WR	5-7	168	Fr.
28	Kylan Johnson	LB	6-2	236	R-So.
29	Jack Ruskell	QB	6-2	195	Fr.
29	Jeawon Taylor	DB	6-0	206	So.
30	DeAndre Goolsby	TE	6-4	239	Sr.
30	Garrett Stephens	DB	5-9	190	R-Sr.
31	Shawn Davis	DB	5-11	191	Fr.
32	Adarius Lemons	RB	6-0	201	Fr.
33	David Reese	LB	6-1	239	So.
34	Lacedrick Brunson	LB	6-1	229	Fr.
35	Joseph Putu	DB	6-0	194	Sr.
36	Eddie Giles	DB	5-8	164	R-Jr.
37	Tyriek Hopkins	RB	5-8	178	R-So.
37	Patrick Mooror	DB	6-1	155	Fr.
38	Anthony Gilga	DB	5-11	187	R-Jr.
38	Nick Oelrich	DB	6-1	198	R-Fr.
39	Ryan Ferguson	TE	6-3	219	R-Jr.
39	Jacob Mesenger	WR	5-8	174	R-Jr.
40	Nick Smith	LB	6-1	213	Fr.
41	Ryan Farr	LS	6-0	221	Jr.
41	James Houston	LB	6-1	226	Fr.
42	Nick Sproles	QB	6-2	211	R-Fr.
43	Cristian Garcia	LB	6-1	231	R-Sr.
43	Glenn Jarriel	WR	5-8	186	R-So.
44	Rayshad Jackson	LB	6-0	217	R-So.
44	Tucker Nordman	WR	6-1	190	R-So.
45	Charles Nordman	WR	6-0	194	R-So.




2017 ALPHABETICAL ROSTER

##	Name	Pos.	Ht.	Wt.	Cl.	Exp.	Hometown/Last School
53	Brendan Ackerman	LB	5-11	221	Fr.	HS	Ocala/Forest
12	Jake Allen	QB	6-3	199	Fr.	HS	Fort Lauderdale/St. Thomas Aquinas
98	Luke Ancrum	DL	6-5	263	R-So.	1L	Sebring/Sebring
25	Erik Askeland	WR	6-0	179	Fr.	HS	Indian Harbour Beach / Satellite
78	Ricardo Benalcazar	OL	6-7	352	Sr.	SQ	Miramar/Archbishop McCarthy
34	Lacedrick Brunson	LB	6-1	229	Fr.	HS	Miami/Miami Jackson
93	Taven Bryan	DL	6-4	291	R-Jr.	2L	Casper, Wyo./Natrona County
66	Nick Buchanan	OL	6-3	283	R-So.	SQ	Dunwoody, Ga./Dunwoody
21	McArthur Burnett	DB	5-9	157	R-Fr.	SQ	Pahokee/Pahokee
81	Antonio Callaway	WR	5-10	193	Jr.	2L	Miami/Booker T. Washington
55	Kyree Campbell	DL	6-3	305	Fr.	HS	Woodbridge, Va./Wyoming Seminary Upper School
94	Zachary Carter	DE	6-4	270	Fr.	HS	Tampa/Hillsborough
54	Khairi Clark	DL	6-1	315	R-Jr.	2L	Hollywood/Chaminade-Madonna College Prep
90	Antonneous Clayton	DL	6-2	254	So.	1L	Vienna, Ga./Dooley County
89	Tyrie Cleveland	WR	6-2	205	So.	1L	Houston, Texas/Westfield
57	Elijah Conliffe	DE	6-4	317	Fr.	HS	Hampton, Va./Hampton
52	Quaylin Crum	LB	5-11	216	Fr.	HS	Orlando / University
95	Keivonnis Davis	DL	6-3	253	Jr.	2L	Miami/Miami Central
20	Malik Davis	RB	5-11	194	Fr.	HS	Tampa/Jesuit
31	Shawn Davis	DB	5-11	191	Fr.	HS	Miami/Southridge
7	Duke Dawson	DB	5-11	202	Sr.	3L	Cross City/Dixie County
14	Luke Del Rio	QB	6-1	215	R-Jr.	1L	Santa Rosa Beach/Valor Christian HS/Alabama/Oregon State
79	Jean DeLance	OL	6-5	314	So.	TR	Mesquite, Texas / North Mesquite
68	Richerd Desir-Jones	DL	6-0	290	R-So.	SQ	Fort Lauderdale/St. Thomas Aquinas
48	Brett DioGuardi	LS	6-3	230	R-Fr.	SQ	Windermere/Windermere Prep
91	Marlon Dunlap	DL	6-3	328	So.	TR	Charlotte, N.C. / West Charlotte
6	Brian Edwards	DB	6-2	183	Fr.	HS	Hollywood/Miramar
16	Brian Fallace	TE	6-4	212	R-Jr.	SQ	Satellite Beach/Palm Bay
41	Ryan Farr	LS	6-0	221	Jr.	2L	Henderson, Nev./Coronado
39	Ryan Ferguson	TE	6-3	219	R-Jr.	SQ	Largo/Indian Rocks
86	Jacob Finn	P	6-2	188	R-Fr.	SQ	Jacksonville/Paxon School
72	Stone Forsythe	OL	6-7	329	R-Fr.	SQ	Winter Garden/West Orange
13	Feleipe Franks	QB	6-6	227	R-Fr.	SQ	Crawfordville/Wakulla
88	Kemore Gamble	TE	6-3	255	Fr.	HS	Miami/Miami Southridge
43	Cristian Garcia	LB	6-1	231	R-Sr.	1L	Miami/Belen Jesuit Prep
23	Chauncey Gardner, Jr.	DB	6-0	207	So.	1L	Cocoa/Cocoa
36	Eddie Giles	DB	5-8	164	R-Jr.	SQ	Jupiter/Dwyer
38	Anthony Gilga	DB	5-11	187	R-Jr.	SQ	Clermont/South Lake
69	Marcus Givens	OL	6-0	262	R-So.	SQ	St. Augustine/Nease
30	DeAndre Goolsby	TE	6-4	239	Sr.	3L	Derby, Kan./Derby
46	Harry Gornito	TE	6-1	189	R-So.	SQ	Fort Walton Beach/Choctawhatchee
97	Jon Gould	P	6-0	180	R-So.	SQ	Elkridge, Md./Howard
18	Daquon Green	WR	6-1	195	Fr.	HS	Tampa/Tampa Bay Tech
10	Josh Hammond	WR	6-1	187	So.	1L	Hallandale/Hallandale
53	Kavaris Harkless	OL	6-4	311	R-Jr.	1L	Jacksonville/Trinity Christian Academy
26	Marcell Harris	DB	6-0	208	R-Sr.	3L	Orlando/Dr. Phillips
61	Brett Heggie	OL	6-4	330	R-Fr.	SQ	Mount Dora/Mount Dora
5	CJ Henderson	CB	6-1	186	Fr.	HS	Miami/Columbus
37	Tyriek Hopkins	RB	5-8	178	R-So.	SQ	St. Petersburg/Lakewood
41	James Houston	LB	6-1	226	Fr.	HS	Fort Lauderdale/American Heritage
71	Christopher Howard	LS	6-1	214	Fr.	HS	Ponte Verde Beach/Ponte Verda
73	Martez Ivey	OL	6-5	315	Jr.	2L	Apopka/Apopka
87	Kalif Jackson	WR	6-4	236	R-So.	SQ	Jacksonville/Fletcher
44	Rayshad Jackson	LB	6-0	217	R-So.	1L	Miami/Miami Norland
43	Glenn Jarriel	WR	5-8	186	R-So.	SQ	Okeechobee/Glades Day
96	Cece Jefferson	DL	6-1	242	Jr.	2L	Glen St. Mary/Baker County
74	Fred Johnson	OL	6-6	330	Jr.	2L	West Palm Beach/Royal Palm Beach
28	Kylan Johnson	LB	6-2	236	R-So.	1L	Dallas, Texas/Skyline
64	Tyler Jordan	OL	6-4	310	Jr.	2L	Jacksonville/Bishop Kenny
11	Vosean Joseph	LB	6-1	227	So.	1L	Miami/Norland
79	Daniel Justino	K	5-8	168	R-Fr.	SQ	Green Cove Springs/Middleburg
58	Jahim Lawrence	LB	6-0	224	R-So.	SQ	Hollywood/Miami Norland

2017 ALPHABETICAL ROSTER

##	Name	Pos.	Ht.	Wt.	Cl.	Exp.	Hometown/Last School
32	Adarius Lemons	RB	6-0	201	Fr.	HS	Clearwater/Clearwater
27	Quincy Lenton	DB	5-11	205	R-Jr.	SQ	Meridian, Miss./Meridian
80	C'yontai Lewis	TE	6-4	235	R-Jr.	2L	Eutaw, AL/Northridge
9	Dre Massey	WR	5-9	186	R-Jr.	SQ	Greenville, S.C./Mauldin/Holmes CC
59	T.J. McCoy	OL	6-1	314	R-So.	1L	Clermont/South Lake/N.C. State
12	C.J. McWilliams	DB	5-11	179	R-Fr.	SQ	Miami/Southwest
48	Edwitch Merisier	DB	5-9	182	R-Fr.	SQ	Lehigh Acres/Fort Myers HS
39	Jacob Messenger	WR	5-8	174	R-Jr.	SQ	Sunrise/Piper
77	Andrew Mike	OL	6-6	301	R-Jr.	2L	Tucson, AZ/Sabino
51	Ventrell Miller	LB	5-11	222	Fr.	HS	Lakeland/Kathleen
50	Jeremiah Moon	LB	6-6	228	R-Fr.	SQ	Hoover, Ala./Hoover
75	TJ Moore	OL	6-5	305	Fr.	HS	Charlotte, N.C./Mallard Creek
37	Patrick Moorer	DB	6-1	155	Fr.	HS	Lutz/Lake Travis
45	Charles Nordman	WR	6-0	194	R-So.	SQ	Deland/Deland
44	Tucker Nordman	WR	6-1	190	R-So.	SQ	Deland/Deland
38	Nick Oelrich	DB	6-1	198	R-Fr.	SQ	Newberry/Newberry
22	Lamical Perine	RB	5-11	218	So.	1L	Theodore, Ala./Theodore
47	Austin Perry	DB	5-9	172	Fr.	HS	Orlando/Jones
15	Eddy Pineiro	K	5-11	178	R-Jr.	1L	Miami/Sunset/ASA CC
99	Jachai Polite	DL	6-2	260	So.	1L	Daytona Beach/Mainland
4	Brandon Powell	WR	5-8	189	Sr.	3L	Deerfield Beach/Deerfield Beach
98	Jorge Powell	K	5-9	176	R-Jr.	1L	Coral Gables/Belen Jesuit Prep
35	Joseph Putu	DB	6-0	194	Sr.	1L	Providence, R.I./Mount Pleasant/NDSCS
45	R.J. Raymond	LB	6-2	253	R-Jr.	1L	Atlantic Beach/Fletcher
33	David Reese	LB	6-1	239	So.	1L	Farmington, Mich./Farmington
47	Isaac Ricks	RB	5-8	223	Fr.	HS	Jacksonville/Terry Parker
51	Antonio Riles	OL	6-4	328	R-Jr.	2L	Lawrenceville, Ga./Archer
85	James Robinson	WR	6-4	205	Fr.	HS	Lakeland/Lakeland
70	Tanner Rowell	OL	6-2	298	R-Fr.	SQ	Melbourne/Melbourne
29	Jack Ruskell	QB	6-2	195	Fr.	HS	Libertyville, Ill./Libertyville
86	Andres Saldivar	TE	6-2	209	R-So.	HS	Miami/Coral Gables Senior
25	Jordan Scarlett	RB	5-11	206	Jr.	2L	Fort Lauderdale/St. Thomas Aquinas
17	Jordan Sherit	DL	6-4	254	R-Sr.	3L	Tampa/Hillsborough
56	Tedarrell Slaton	DL	6-4	358	Fr.	HS	Fort Lauderdale/American Heritage
42	Jordan Smith	DL	6-7	242	R-Fr.	SQ	Lithonia, Ga./Lithonia
40	Nick Smith	LB	6-1	213	Fr.	HS	Orlando/Dr. Phillips
42	Nick Sproles	QB	6-2	211	R-Fr.	SQ	Winter Park/Winter Park
30	Garrett Stephens	DB	5-9	190	R-Sr.	2L	Louisville, Ky./Saint Xavier
82	Moral Stephens	TE	6-4	251	R-Jr.	2L	Perry/Taylor County
2	Brad Stewart	DB	6-0	191	Fr.	HS	New Orleans, La./McDonogh
13	Donovan Stiner	S	6-1	198	Fr.	HS	Bellaire, Texas/Bellaire
16	Freddie Swain	WR	6-0	194	So.	1L	Ocala/North Marion
65	Jawaan Taylor	OL	6-5	334	So.	1L	Cocoa/Cocoa
29	Jeawon Taylor	DB	6-0	206	So.	1L	Montgomery, Ala./Park Crossing
76	Kadeem Telfort	OL	6-6	318	Fr.	HS	Miami, Fla./Booker T. Washington
46	Will Thomas	LB	5-9	237	R-Fr.	SQ	Dunnellon/Dunnellon
24	Mark Thompson	RB	6-2	239	R-Sr.	1L	La Mott, Pa./Cheltenham/Dodge City CC
84	Trey Thompson	WR	6-2	201	Fr.	HS	Jupiter/William T. Dwyer
49	Jacob Tilghman	LS	6-2	214	R-So.	SQ	Daytona Beach/Mainland
17	Kadarius Toney	ATH	5-11	194	Fr.	HS	Eight Mile, Ala./Blount
49	Cameron Town	DB	5-11	192	R-Sr.	SQ	Clearwater/Dunedin
19	Johnny Townsend	P	6-1	202	R-Sr.	3L	Orlando/Boone
88	Tommy Townsend	P	6-1	175	R-So.	SQ	Orlando/Boone/Tennessee
11	Kyle Trask	QB	6-5	239	R-Fr.	SQ	Manvel, Texas/Manvel
27	Joshua Tse	WR	5-7	168	Fr.	HS	Port Orange/Spruce Creek
71	Nick Villano	OL	6-3	312	R-So.	SQ	Wellington/American Heritage
62	James Washington	OL	6-1	241	Fr.	HS	Jacksonville/Trinity Christian Academy
8	Nick Washington	DB	6-0	198	R-Sr.	3L	Jacksonville/Trinity Christian Academy
59	Danny Weldon	LB	6-1	225	R-So.	SQ	Tampa/Tampa Catholic
83	Rick Wells	WR	6-0	202	R-Fr.	SQ	Jacksonville/Raines
3	Marco Wilson	CB	6-0	177	Fr.	HS	Fort Lauderdale/American Heritage
8	Malik Zaire	QB	6-0	226	Gr.	TR	Kettering, Ohio/Archbishop Alter/Notre Dame
92	Jabari Zuniga	DL	6-3	246	R-So.	1L	Marietta, Ga./Sprayberry

45	R.J. Raymond	LB	6-2	253	R-Jr.
46	Harry Gornito	TE	6-1	189	R-So.
46	Will Thomas	LB	5-9	237	R-Fr.
47	Austin Perry	DB	5-9	172	Fr.
47	Isaac Ricks	RB	5-8	223	Fr.
48	Brett DioGuardi	LS	6-3	230	R-Fr.
48	Edwitch Merisier	DB	5-9	182	R-Fr.
49	Jacob Tilghman	LS	6-2	214	R-So.
49	Cameron Town	DB	5-11	192	R-Sr.
50	Jeremiah Moon	LB	6-6	228	R-Fr.
51	Ventrell Miller	LB	5-11	222	Fr.
51	Antonio Riles	OL	6-4	328	R-Jr.
52	Quaylin Crum	LB	5-11	216	Fr.
53	Brendan Ackerman	LB	5-11	221	Fr.
53	Kavaris Harkless	OL	6-4	311	R-Jr.
54	Khairi Clark	DL	6-1	315	R-Jr.
55	Kyree Campbell	DL	6-3	305	Fr.
56	Tedarrell Slaton	DL	6-4	358	Fr.
57	Elijah Conliffe	DE	6-4	317	Fr.
58	Jahim Lawrence	LB	6-0	224	R-So.
59	T.J. McCoy	OL	6-1	314	R-So.
59	Danny Weldon	LB	6-1	225	R-So.
61	Brett Heggie	OL	6-4	330	R-Fr.
62	James Washington	OL	6-1	241	Fr.
64	Tyler Jordan	OL	6-4	310	Jr.
65	Jawaan Taylor	OL	6-5	334	So.
66	Nick Buchanan	OL	6-3	283	R-So.
68	Richerd Desir-Jones	DL	6-0	290	R-So.
69	Marcus Givens	OL	6-0	262	R-So.
70	Tanner Rowell	OL	6-2	298	R-Fr.
71	Christopher Howard	LS	6-1	214	Fr.
71	Nick Villano	OL	6-3	312	R-So.
72	Stone Forsythe	OL	6-7	329	R-Fr.
73	Martez Ivey	OL	6-5	315	Jr.
74	Fred Johnson	OL	6-6	330	Jr.
75	TJ Moore	OL	6-5	305	Fr.
76	Kadeem Telfort	OL	6-6	318	Fr.
77	Andrew Mike	OL	6-6	301	R-Jr.
78	Ricardo Benalcazar	OL	6-7	352	Sr.
79	Jean Delance	OL	6-5	314	So.
79	Daniel Justino	K	5-8	168	R-Fr.
80	C'yontai Lewis	TE	6-4	235	R-Jr.
81	Antonio Callaway	WR	5-10	193	Jr.
82	Moral Stephens	TE	6-4	251	R-Jr.
83	Rick Wells	WR	6-0	202	R-Fr.
84	Trey Thompson	WR	6-2	201	Fr.
85	James Robinson	WR	6-4	205	Fr.
86	Jacob Finn	P	6-2	188	R-Fr.
86	Andres Saldivar	TE	6-2	209	R-So.
87	Kalif Jackson	WR	6-4	236	R-So.
88	Kemore Gamble	TE	6-3	255	Fr.
88	Tommy Townsend	P	6-1	175	R-So.
89	Tyrie Cleveland	WR	6-2	205	So.
90	Antonneous Clayton	DL	6-2	254	So.
91	Marlon Dunlap	DL	6-3	328	So.
92	Jabari Zuniga	DL	6-3	246	R-So.
93	Taven Bryan	DL	6-4	291	R-Jr.
94	Zachary Carter	DE	6-4	270	Fr.
95	Keivonnis Davis	DL	6-3	253	Jr.
96	Cece Jefferson	DL	6-1	242	Jr.
97	Jon Gould	P	6-0	180	R-So.
98	Luke Ancrum	DL	6-5	263	R-So.
98	Jorge Powell	K	5-9	176	R-Jr.

13 QB		FELIPE FRANKS 6-5 227 Rf. Crawfordville, Fla. <table><tr><th>COMP</th><th>ATT</th><th>YDS</th><th>TD/INT</th></tr><tr><td>30</td><td>49</td><td>372</td><td>3/1</td></tr></table>	COMP	ATT	YDS	TD/INT	30	49	372	3/1	LAST GAME (9/23/17 - at Kentucky): Started at QB for a third consecutive game... Completed seven of 12 passes for 85 yards, and one touchdown. Prior to Florida: Participated in the 2016 US Army All-American Bowl in San Antonio, Texas... 2015 Elite 11 Finalist (was on the final squad of eleven and was the first invited to the competition)... Participated in Nike's The Opening 2015 in Beaverton, Oregon... Named Class 5A Second Team All-State as both a junior and senior... Led his team to a 13-2 record as a senior and reached the Class 5A State Championship Game.
COMP	ATT	YDS	TD/INT								
30	49	372	3/1								
14 QB		LUKE DEL RIO 6-1 215 R Jr. Santa Rosa Beach, Fla. <table><tr><th>COMP</th><th>ATT</th><th>YDS</th><th>TD/INT</th></tr><tr><td>9</td><td>14</td><td>74</td><td>1/1</td></tr></table>	COMP	ATT	YDS	TD/INT	9	14	74	1/1	LAST GAME (9/23/17 - at Kentucky): First appearance of the season... Completed nine of 14 passes for 74 yards, one touchdown and one interception... Led UF on both of its fourth quarter scoring drives. 2016: Became first Gator since Rex Grossman (2001) to throw for 320+ yards and four TDs in an SEC game... First Gator since Tim Tebow (2007) to throw for 250+ yards and complete 55 percent of his passes in consecutive outings... Prior to Florida: Transferred to UF prior to 2015 season after spending 2014 at Oregon State and 2013 at Alabama... Appeared in three games at OSU, completing eight passes on 18 attempts for 141 yards. Career: Completed 131 of 233 passes (56.2 percent) for 1,573 yards, nine touchdowns, and nine interceptions.
COMP	ATT	YDS	TD/INT								
9	14	74	1/1								
20 RB		MALIK DAVIS 5-11 194 Fr. Tampa, Fla. <table><tr><th>ATT</th><th>YDS</th><th>AVG</th><th>TD</th></tr><tr><td>26</td><td>195</td><td>7.5</td><td>--</td></tr></table>	ATT	YDS	AVG	TD	26	195	7.5	--	LAST GAME (9/23/17 - at Kentucky): Carried the ball a career-high 21 times for a team-high 93 yards. Prior to Florida: Ran for a county-best 2,469 yards and 33 touchdowns during his senior season... Led the Tigers to a 12-1 overall record and the 5A state championship game... PrepStar Magazine All-Southeast Region Class of 2017... Finished his career at Jesuit as the all-time rushing leader in the county with 7,025 career yards, surpassing the mark of 5,765 set by former Sickles and current Clemson standout Ray-Ray McCloud... Also totaled 83 touchdowns during his career...
ATT	YDS	AVG	TD								
26	195	7.5	--								
22 RB		LAMICAL PERINE 5-11 218 So. Mobile, Ala. <table><tr><th>ATT</th><th>YDS</th><th>AVG</th><th>TD</th></tr><tr><td>23</td><td>90</td><td>3.9</td><td>--</td></tr></table>	ATT	YDS	AVG	TD	23	90	3.9	--	LAST GAME (9/23/17 - at Kentucky): Started the game at running back... Gained 27 yards on five carries. 2016: One of 14 FBS true freshmen to post multiple 100-yard rushing games (one of eight to post both 100-yard games against a Power Five opponent) ... First UF freshman running back since Jeff Demps in 2008 to have multiple 100-yard SEC games ... 16th UF true freshman since 1955 to rush for 100 yards in a game... Career: Appeared in 16 games, amassing 511 rushing yards and one touchdown on 114 carries... Prior to Florida: 2015 Class 7A All-State First Team ... Amassed 1,416 rushing yards and 18 total touchdowns as a junior at Theodore HS ... Paid for his own bus ticket to visit UF for a camp in the summer of 2014.
ATT	YDS	AVG	TD								
23	90	3.9	--								
4 WR		BRANDON POWELL 5-8 189 Sr. Deerfield Beach, Fla. <table><tr><th>REC</th><th>YDS</th><th>AVG</th><th>TD</th></tr><tr><td>8</td><td>72</td><td>9.0</td><td>1</td></tr></table>	REC	YDS	AVG	TD	8	72	9.0	1	LAST GAME (9/23/17 - at Kentucky): Caught three passes for 24 yards... Also carried the ball twice for 10 yards and a touchdown. 2016: Had 59 yards on a career-high nine receptions against Alabama... 2015: Ranked third on the team in receiving TDs (3) and receiving yards (390), while his 29 receptions ranked fourth ... Career: Appeared in 41 games, starting 22 ... Owns 97 catches for 996 yards and 7 touchdowns; 39 rushes for 117 yards and two touchdowns ... Became the first UF freshman on offense to score in a season opener since Trey Burton (Sept. 3, 2010, vs. Miami (Ohio)) with a rushing TD in the 2014 rout of Eastern Michigan.
REC	YDS	AVG	TD								
8	72	9.0	1								
17 ATH		KADARIUS TONEY 5-11 194 Fr. Mobile, Ala. <table><tr><th>REC</th><th>YDS</th><th>AVG</th><th>TD</th></tr><tr><td>10</td><td>102</td><td>10.2</td><td>--</td></tr></table>	REC	YDS	AVG	TD	10	102	10.2	--	LAST GAME (9/23/17 - at Kentucky): Caught four passes for 35 yards... Carried the ball two times for 39 yards and a touchdown... Also completed one of one pass attempts for 50 yards. Prior to Florida: Finished his senior season with 2,894 yards and 32 touchdowns through the air and also ran for 894 yards and 15 touchdowns... Named the 2016 Class 6A Back of the Year... Made the 2016 AL.com Super All-State team... Played in the 2016 Alabama-Mississippi All-Star Classic... Named Offensive MVP of the 2016 AL.com All-Coastal Alabama team... Passed for 3,604 yards and 37 touchdowns and rushed for 896 yards and 16 touchdowns in 2015...
REC	YDS	AVG	TD								
10	102	10.2	--								
89 WR		TYRIE CLEVELAND 6-2 205 So. Houston, Texas <table><tr><th>REC</th><th>YDS</th><th>AVG</th><th>TD</th></tr><tr><td>13</td><td>259</td><td>19.9</td><td>2</td></tr></table>	REC	YDS	AVG	TD	13	259	19.9	2	LAST GAME (9/23/17 - at Kentucky): Caught four passes for 110 yards and one touchdown. The game marked the second 100-yard receiving game of Cleveland's career. 2016: Appeared in 11 games, starting four of them... Totaled 14 catches for 298 yards and two touchdowns... Recorded 124 yards and a touchdown against LSU, including a 98-yard reception that ranks as the second longest touchdown passing play in UF history... The reception stands as the longest play by a true freshman in UF history. Career: Appeared in 15 games, recording 27 receptions for 557 yards and four touchdowns. Prior to Florida: Totaled 2,091 yards on 99 receptions for 27 touchdowns during his junior and senior years... Played in the 2016 Under Armour All-America Game in Orlando.
REC	YDS	AVG	TD								
13	259	19.9	2								
80 TE		C'YONTAI LEWIS 6-4 235 R Jr. Eutaw, Ala. <table><tr><th>REC</th><th>YDS</th><th>AVG</th><th>TD</th></tr><tr><td>3</td><td>20</td><td>6.7</td><td>--</td></tr></table>	REC	YDS	AVG	TD	3	20	6.7	--	LAST GAME (9/23/17 - at Kentucky): Played in his 15th consecutive game, and made his 15th career start... 2016: Made 11 starts in 12 games... Ranks fifth on the team in receptions (18), and became the eighth Gator to have a receiving touchdown in 2016... 2015: Appeared in nine games with one start... Reeled in two touchdowns in his first career game against New Mexico State... Career: Appeared in 24 games, starting 15... Has 25 catches for 279 yards and four touchdowns.
REC	YDS	AVG	TD								
3	20	6.7	--								
59 OL		T.J. MCCOY 6-1 314 R So. Clermont, Fla. <table><tr><th>GS</th><th>RUSH/G</th><th>PASS/G</th><th>PPG</th></tr><tr><td>3</td><td>121.7</td><td>200.7</td><td>23.7</td></tr></table>	GS	RUSH/G	PASS/G	PPG	3	121.7	200.7	23.7	LAST GAME (9/23/17 - at Kentucky): Started at center for the seventh consecutive game. 2016: Appeared in seven games in his 2016 campaign, earning four starts... Made his UF debut against Kentucky in the second week of the season... Came off the bench to play center in Florida's game against South Carolina and never came off the field again, starting the final four contests for the Gators. 2015: Redshirted. Prior to Florida: Helped lead his team to an 8-3 record and the first round of the Florida 6A state championship... Played in the Central Florida All-Star Game... Was ranked No. 89 offensive guard nationally by scout.com... Son of former Gator DT Tony McCoy.
GS	RUSH/G	PASS/G	PPG								
3	121.7	200.7	23.7								
61 OL		BRETT HEGGIE 6-4 330 R Fr. Mount Dora, Fla. <table><tr><th>GS</th><th>RUSH/G</th><th>PASS/G</th><th>PPG</th></tr><tr><td>3</td><td>121.7</td><td>200.7</td><td>23.7</td></tr></table>	GS	RUSH/G	PASS/G	PPG	3	121.7	200.7	23.7	LAST GAME (9/23/17 - at Kentucky): Made his third consecutive start at left guard. Prior to Florida: Played in the 2016 Under Armour All-America Game in Orlando... Participated in The Opening 2015 at the Nike headquarters in Beaverton, Oregon... Named 2015 Florida Class 4A First Team All-State... Named Class 5A First Team All-State as a junior in 2014... Played for Coach Donnie Burchfield.
GS	RUSH/G	PASS/G	PPG								
3	121.7	200.7	23.7								
65 OL		JAWAAN TAYLOR 6-5 334 So. Cocoa, Fla. <table><tr><th>GS</th><th>RUSH/G</th><th>PASS/G</th><th>PPG</th></tr><tr><td>3</td><td>121.7</td><td>200.7</td><td>23.7</td></tr></table>	GS	RUSH/G	PASS/G	PPG	3	121.7	200.7	23.7	LAST GAME (9/23/17 - at Kentucky): Started at right tackle for a 14th consecutive game. 2016: Became the first true freshman to start on opening day since Maurkice Pouncey in 2007, and the first freshman to start on the offensive line since Chaz Green in 2011 ... Made 11 consecutive starts at right tackle to finish the season. Prior to Florida: 2015 Florida Class 4A All-State First Team ... Led Cocoa HS to a 10-3 record as a senior and helped the team reach the semifinals of the FHSAA Class 4A State Playoffs ... Played alongside fellow 2016 UF signee Chauncey Gardner at Cocoa HS.
GS	RUSH/G	PASS/G	PPG								
3	121.7	200.7	23.7								
73 OL		MARTEZY IVEY 6-5 315 Jr. Apopka, Fla. <table><tr><th>GS</th><th>RUSH/G</th><th>PASS/G</th><th>PPG</th></tr><tr><td>3</td><td>121.7</td><td>200.7</td><td>23.7</td></tr></table>	GS	RUSH/G	PASS/G	PPG	3	121.7	200.7	23.7	LAST GAME (9/23/17 - at Kentucky): Started at left tackle for the third consecutive game. 2016: 19 straight starts at left guard prior to the SEC Championship 2015: Played in each of Florida's last 12 games since returning from a preseason injury ... Became the 25th UF true freshman offensive lineman since 2000 to start a game (at No. 6 LSU)... Career: Boasts 28 appearances and 23 starts... Prior to Florida: Played in the U.S. Army All-American Bowl in San Antonio, Texas ... Parade All-American ... MaxPreps All-America First Team ... Two-time Class 8A All-State selection ... Led Apopka High School to Class 8A state titles in 2012 and 2014.
GS	RUSH/G	PASS/G	PPG								
3	121.7	200.7	23.7								
74 OL		FRED JOHNSON 6-6 330 Jr. West Palm Beach, Fla. <table><tr><th>GS</th><th>RUSH/G</th><th>PASS/G</th><th>PPG</th></tr><tr><td>3</td><td>121.7</td><td>200.7</td><td>23.7</td></tr></table>	GS	RUSH/G	PASS/G	PPG	3	121.7	200.7	23.7	LAST GAME (9/23/17 - at Kentucky): Started at right guard for the third consecutive game. 2016: Played in 12 games and started eight... Began the season as Florida's right tackle, but finished the year as UF's starting right guard... 2015: Appeared in eight games, making starts at right tackle against Vanderbilt (Nov. 7) and No. 14 Michigan (Jan. 1) in the Buffalo Wild Wings Citrus Bowl... Career: Appeared in 22 games, starting 13 times ... Made his first career start against Vanderbilt (Nov. 7, 2015)... Prior to Florida: 2014 Class 7A All-State Second Team ... Helped Royal Palm Beach HS to the 2014 Class 7A Regional Championship ... Also played basketball for Royal Palm Beach.
GS	RUSH/G	PASS/G	PPG								
3	121.7	200.7	23.7								
15 K		EDDY PINEIRO 5-11 178 R Jr. Miami, Fla. <table><tr><th>FG</th><th>LONG</th><th>PAT</th><th>PTS</th></tr><tr><td>3/4</td><td>46</td><td>8/8</td><td>17</td></tr></table>	FG	LONG	PAT	PTS	3/4	46	8/8	17	LAST GAME (9/23/17 - at Kentucky): Went four-for-four on PATs and recorded five kickoffs in the game... Four of those were for touchbacks and he averaged 62.0 yards per kickoff. 2016: Made 11 field goals of 40+ yards (most by a UF kicker in a season since 1996) ... Made two 54-yard field goals (tied sixth-longest in school history) ... Made all three field goal attempts against UMass, becoming the first UF kicker since Matt Leach (Nov. 29, 2003 vs. FSU) to make three field goals of 40+ yards in a game... Prior to Florida: Attended ASA Community College in Miami prior to enrolling at Florida in January. Only played seven football games in his high school career. Miami Sunset, primarily handling kickoff and PAT duties ... Standout soccer player at Miami Sunset HS.
FG	LONG	PAT	PTS								
3/4	46	8/8	17								

THE FLORIDA DEFENSE

17 DL		JORDAN SHERIT 6-4 254 R Sr. Tampa, Fla. <table> <tr> <th>TACKLES</th><th>TFL</th><th>SACKS</th><th>QBH</th></tr> <tr> <td>11</td><td>2.5</td><td>2.0</td><td>2</td></tr> </table>	TACKLES	TFL	SACKS	QBH	11	2.5	2.0	2	LAST GAME (9/23/17 - Kentucky): Totaled three tackles against the Wildcats. 2016: Played in 10 games, starting seven at defensive end... Totaled 38 tackles, 5.0 tackles-for-loss and 3.5 sacks...Recorded a career-high eight tackles at Tennessee... Notched a career-best 1.5 sacks against Kentucky. Career: Appeared in 32 games, totaling 66 tackles, 6.5 tackles for loss, 3.5 sacks and two quarterback hurries.
TACKLES	TFL	SACKS	QBH								
11	2.5	2.0	2								
92 DL		JABARI ZUNIGA 6-3 246 R So. Marietta, Ga. <table> <tr> <th>TACKLES</th><th>TFL</th><th>SACKS</th><th>QBH</th></tr> <tr> <td>13</td><td>3.5</td><td>1.5</td><td>4</td></tr> </table>	TACKLES	TFL	SACKS	QBH	13	3.5	1.5	4	LAST GAME (9/23/17 - Kentucky): Recorded five tackles during the game, including two tackles for a loss of eight yards...Notched one sack for a loss of two yards as well. 2016: Appeared in all 13 games, starting three... Totaled 25 tackles, including 8.5 for a combined loss of 39 yards... Led the team in sacks with 5.0 and QB hurries with 11... Also had a forced fumble and a blocked extra point. Prior to Florida: Helped Sprayberry improve to 6-4 in his senior season after going 2-8 the year before.
TACKLES	TFL	SACKS	QBH								
13	3.5	1.5	4								
93 DL		TAVEN BRYAN 6-4 291 R Jr. Casper, Wyo. <table> <tr> <th>TACKLES</th><th>TFL</th><th>SACKS</th><th>QBH</th></tr> <tr> <td>10</td><td>1.5</td><td>1.5</td><td>1</td></tr> </table>	TACKLES	TFL	SACKS	QBH	10	1.5	1.5	1	LAST GAME (9/23/17 - Kentucky): Tallied a career-best six tackles against Kentucky...Posted half a sack for a loss of four yards and recorded a quarterback hurry during the game. 2016: Appeared in all 13 games, starting two at defensive tackle...Totaled 27 tackles, 4.5 tackles-for-loss and one sack during the season...Registered two forced fumbles and two fumble recovers during the 2016 campaign, as well as pass breakup and two quarterback hurries. Career: Has appeared in 27 games, totaling 27 tackles, 4.5 tackles-for-loss, one sacks, two forced fumbles, two fumble recoveries, four quarterback hurries and a pass breakup...Recovered one fumble and returned it 48 yards.
TACKLES	TFL	SACKS	QBH								
10	1.5	1.5	1								
96 DL		CECE JEFFERSON 6-1 242 Jr. Glen St. Mary, Fla. <table> <tr> <th>TACKLES</th><th>TFL</th><th>SACKS</th><th>QBH</th></tr> <tr> <td>12</td><td>4.0</td><td>2.5</td><td>2</td></tr> </table>	TACKLES	TFL	SACKS	QBH	12	4.0	2.5	2	LAST GAME (9/23/17 - Kentucky): Recorded five tackles, including 1.5 sacks for a loss of five yards. 2016: Appeared in 12 games, starting six... Totaled 30 tackles with 6.5 for a combined loss of 23 yards... Added five QB hurries. Career: Has appeared in 26 games, totaling 59 tackles, 15 tackles for loss, five sacks, one forced fumble, one fumble recovery and seven QB hurries.
TACKLES	TFL	SACKS	QBH								
12	4.0	2.5	2								
99 DL		JACHAI POLITE 6-2 260 So. Daytona, Fla. <table> <tr> <th>TACKLES</th><th>TFL</th><th>SACKS</th><th>QBH</th></tr> <tr> <td>13</td><td>3.0</td><td>1</td><td>2</td></tr> </table>	TACKLES	TFL	SACKS	QBH	13	3.0	1	2	LAST GAME (9/23/17 - Kentucky): Recorded two tackles in the game, while also notching one tackle for a loss of four yards. 2016: Played in 12 games throughout the season as a reserve defensive lineman... Totaled 11 tackles, 3.5 tackles-for-loss, 2.0 sacks, one quarterback hurry and one forced fumble... In his collegiate debut against UMass, Polite recorded one tackle... Recorded a season-best two tackles against Missouri, Alabama and Iowa.
TACKLES	TFL	SACKS	QBH								
13	3.0	1	2								
11 LB		VOSEAN JOSEPH 6-1 227 So. Miami, Fla. <table> <tr> <th>TACKLES</th><th>TFL</th><th>SACKS</th><th>QBH</th></tr> <tr> <td>10</td><td>--</td><td>--</td><td>--</td></tr> </table>	TACKLES	TFL	SACKS	QBH	10	--	--	--	LAST GAME (9/23/17 - Kentucky): Recorded 3 tackles during the game, including two solo tackles against the Wildcats' offense. 2016: Appeared in all 13 games, starting six... Totaled 39 tackles with five for a combined loss of 20 yards... Added a sack, a broken-up pass and a fumble recovery. Prior to Florida: Quarterbacked Skyline to a 14-1 record in his senior year, throwing for 2,456 yards, 36 touchdowns and no interceptions... Also rushed for almost 400 yards and 10 touchdowns in 2014.
TACKLES	TFL	SACKS	QBH								
10	--	--	--								
33 LB		DAVID REESE 6-1 239 So. Farmington, Mich. <table> <tr> <th>TACKLES</th><th>TFL</th><th>SACKS</th><th>INT</th></tr> <tr> <td>26</td><td>1.5</td><td>0.5</td><td>1</td></tr> </table>	TACKLES	TFL	SACKS	INT	26	1.5	0.5	1	LAST GAME (9/23/17 - Kentucky): Third consecutive game leading the Gators in tackles, posting eight in the game...Notched half a sack for a loss of three yards. 2016: Appeared in 12 games, starting four at linebacker...Totaled 49 tackles and two tackles-for-loss during the season...Posted a career-high 12 tackles against LSU, earning him SEC Defensive Player of the Week...Garnered Freshman All-America honors. Prior to Florida: Selected to the 2015 Detroit News football Dream Team...Named to the 2014 and 2015 Detroit News All-Metro North Team...Totaled 363 tackles, five sacks, seven forced fumbles, six fumble recoveries and four blocked field goals during his tenure...Also rushed for 838 yards and 13 yards and recorded 10 receptions for 121 yards.
TACKLES	TFL	SACKS	INT								
26	1.5	0.5	1								
50 LB		JEREMIAH MOON 6-6 228 R Fr. Hoover, Ala. <table> <tr> <th>TACKLES</th><th>TFL</th><th>INT</th><th>QBH</th></tr> <tr> <td>6</td><td>--</td><td>--</td><td>2</td></tr> </table>	TACKLES	TFL	INT	QBH	6	--	--	2	LAST GAME (9/23/17 - Kentucky): Recorded one solo tackle against the Wildcats. 2015: Appeared in two games before sustaining a season-ending neck injury...Recorded one tackle against UMass and tallied two against Kentucky...Earned a medical redshirt.
TACKLES	TFL	INT	QBH								
6	--	--	2								
3 DB		MARCO WILSON 6-0 177 Fr. Fort Lauderdale, Fla. <table> <tr> <th>TACKLES</th><th>TFL</th><th>INT</th><th>PD</th></tr> <tr> <td>10</td><td>--</td><td>--</td><td>4</td></tr> </table>	TACKLES	TFL	INT	PD	10	--	--	4	LAST GAME (9/23/17 - Kentucky): Recorded one pass breakup. in his first collegiate SEC road game. Prior to Florida: Helped the Patriots to FHSAA 5A state titles in 2014 and 2016...USA Today All-American 2016...Senior year: totaled 20 tackles and three interceptions, including one 6-yard interception return for a touchdown...Was named a 2016 first-team defensive back on the 5A All-Broward team...Participated in the 2016 New Jersey regionals of The Opening, making the cut for the finals in Beaverton, Oregon...Brother of former Gator Quincy Wilson (2014-16), while his father, Chad Wilson, played at Miami (FL) from 1992-94.
TACKLES	TFL	INT	PD								
10	--	--	4								
5 DB		C.J. HENDERSON 6-1 186 Fr. Miami, Fla. <table> <tr> <th>TACKLES</th><th>TFL</th><th>INT</th><th>PD</th></tr> <tr> <td>11</td><td>--</td><td>2</td><td>1</td></tr> </table>	TACKLES	TFL	INT	PD	11	--	2	1	LAST GAME (9/23/17 - Kentucky): Tallied four tackles and one pass breakup against the Wildcats. Prior to Florida: Played in the 2017 Under Armour All-American game...In his junior and senior seasons, he recorded 636 total rushing yards on 68 carries (39.8 yards per game) and 10 touchdowns (seven rushing)...Selected to the USA National Team in its game vs. Canada.
TACKLES	TFL	INT	PD								
11	--	2	1								
7 DB		DUKE DAWSON 5-10 202 Sr. Cross City, Fla. <table> <tr> <th>TACKLES</th><th>TFL</th><th>INT</th><th>PD</th></tr> <tr> <td>10</td><td>1.0</td><td>2</td><td>3</td></tr> </table>	TACKLES	TFL	INT	PD	10	1.0	2	3	LAST GAME (9/23/17 - Kentucky): Notched one tackle against the Wildcat offense...Also recorded a pass breakup in the game. 2016: Appeared in 12 games, starting seven at nickel...Recorded one interception that he returned for a touchdown...Tallied a team-high seven pass breakups...Totaled 24 tackles, 3.5 tackles-for-loss and one forced fumble on the season...Named Second Team All-SEC by Pro Football Focus... Career: Has appeared in 37 games for the Gators, totaling 48 tackles and two interceptions...Returned both of those interceptions for touchdowns.
TACKLES	TFL	INT	PD								
10	1.0	2	3								
8 DB		NICK WASHINGTON 6-0 198 R Sr. Jacksonville, Fla. <table> <tr> <th>TACKLES</th><th>TFL</th><th>INT</th><th>PD</th></tr> <tr> <td>19</td><td>--</td><td>--</td><td>--</td></tr> </table>	TACKLES	TFL	INT	PD	19	--	--	--	LAST GAME (9/23/17 - Kentucky): Tallied six tackles overall, including three solo, to finish second on the Gators' defense. 2016: Appeared in 10 games, starting six... Totaled 45 tackles, an interception, two QB hurries and a broken-up pass. Career: Has appeared in 38 games, totaling 78 tackles, a forced fumble, two fumble recoveries, an interception and a pass break-up.
TACKLES	TFL	INT	PD								
19	--	--	--								
23 DB		CHAUNCEY GARDNER 6-0 207 So. Cocoa, Fla. <table> <tr> <th>TACKLES</th><th>TFL</th><th>INT</th><th>PD</th></tr> <tr> <td>14</td><td>2.0</td><td>--</td><td>2</td></tr> </table>	TACKLES	TFL	INT	PD	14	2.0	--	2	LAST GAME (9/23/17 - Kentucky): Tallied four tackles during the first SEC road game of the season. 2016: Appeared in all 13 games, starting three... Totaled 32 tackles, three pass break-ups and three interceptions with 103 yards in returns to lead the Gators. Prior to Florida: Played in the 2016 Under Armour All-American Game in Orlando and was named to USA Today's All-Florida first team... Led Cocoa to a 10-3 record and reached the 4A state semifinals in his senior year.
TACKLES	TFL	INT	PD								
14	2.0	--	2								
19 P		JOHNNY TOWNSEND 6-1 202 R Sr. Orlando, Fla. <table> <tr> <th>PUNTS</th><th>AVG</th><th>LONG</th><th>IN 20</th></tr> <tr> <td>16</td><td>50.8</td><td>61</td><td>4</td></tr> </table>	PUNTS	AVG	LONG	IN 20	16	50.8	61	4	LAST GAME (9/23/17 - Kentucky): Booted five punts for 261 yards during the game...Averaged 52.2 yards per punt and put one punt inside of the 20-yard line...Longest punt of the night, a 61-yarder, came in the first quarter...Punt was just one yard shy of his career long. 2016: Appeared in all 13 games, totaling 64 punts for an average of 47.9 yards... Registered 29 punts of 50+ yards and 27 punts inside the 20-yard line. Career: Has appeared in 33 games, totaling 176 punts for 8,047 yards and a 45.7 average... Longest punt recorded was 62 yards, most recently on Dec. 3, 2016 against Alabama... Has one tackle.
PUNTS	AVG	LONG	IN 20								
16	50.8	61	4								

NFL GATORS

Florida has a huge presence in the league again this year. There are currently 49 former Gators on NFL rosters as of August 15.

Arizona Cardinals
Humphries, D.J.

Atlanta Falcons
Neal, Keanu
Poole, Brian

Carolina Panthers
Cox Jr., Bryan

Chicago Bears
Bullard, Jonathan
Thompson, Deonte

Cincinnati Bengals
Dunlap, Carlos
Driskel, Jeff

Cleveland Browns
Brantley, Caleb

Dallas Cowboys
Green, Chaz

Denver Broncos
Garcia, Max

Detroit Lions
Davis, Jarrad
Tabor, Teez
Earl Okin

Houston Texans
Thompson, Chris

Indianapolis Colts
Bostic, Jon
Jones, Matt
Morrison, Antonio
Wilson, Quincy

Jacksonville Jaguars
Fowler Jr., Dante
McCray, Lerentee

Kansas City Chiefs
Robinson, Demarcus

Los Angeles Rams
Easley, Dominique

Miami Dolphins
Pouncey, Mike

Minnesota Vikings
Floyd, Sharif

New England Patriots
Gillisle, Mike

New Orleans Saints
Anzalone, Alex

New York Giants
Halapio, Jon
Jenkins, Janoris

New York Jets
Harrison, Jonatthan
Hammond, Frankie
Maye, Marcus

Oakland Raiders
Nelson, Reggie
Jenkins, Jelani
Sharpe, David

Philadelphia Eagles
Burton, Trey
McCalister, Alex
Sturgis, Alex
Watkins, Jaylen

Pittsburgh Steelers
Gilbert, Marcus
Pouncey, Maurkice
Haden, Joe
McGee, Jake

San Francisco 49ers
Brown, Trent

Tampa Bay Buccaneers
Hargreaves, Vernon
Trattou, Justin

Washington Redskins
Brown, Mack
Dunbar, Quinton
Reed, Jordan

ROSTER PRONUNCIATION GUIDE

Luke AncrumAN-crumb
Lacedrick Brunson.....la-SED-drick
Khairi Clarkkerry
Elijah ConliffeCon-lif
Keivonnis Davis.....key-VON-es
Richerd Desir-Jones.....rih-SHARD dez-EAR-jones
Kemore GambleKEY-MAR-ee
Brett Heggie.....heg-ee
Vosean Josephvoh-SHAWN
Jahim LawrenceJA-heeem
C'yontai Lewissee-ON-tay
Lamical Perine.....la-MICHAEL PEE-ryne
Jachai Politejuh-KYE
Eddy Pinerio.....pin-YAY-doh
Moral Stephensmore-el
Jabari Zuniga.....ja-BAR-ee zoo-KNEE-guh

OFFENSIVE CAREER HIGHS

#4 BRANDON POWELL

Rushes: 7 (Missouri, 2014)
Rush Yards: 37 (Missouri, 2014)
Long Rush: 13 (Missouri, 2014)
Rushing TDs: 1 (EMU, 2014)
Receptions: 9 (Alabama, 2016)
Receiving Yards: 77 (Ole Miss, 2015)
Receiving TD: 1 (6x, last vs. Tennessee, 2017)
Long Catch: 77 (Ole Miss, 2015)
Kick Returns: 5 (North Texas, 2016)
Kick Return Yards: 76 (UT, 2015)

#8 MALIK ZAIRE

Rushes: 8 (Michigan, 2017)
Rush Yards: 7 (Michigan, 2017)
Rush TDs: None
Long Rush: 5 (Michigan, 2017)
Pass Attempts: 17 (Michigan, 2017)
Pass Completions: 9 (Michigan, 2017)
Passing Yards: 106 (Michigan, 2017)
Passing TDs: None
Long Pass: 28 (Michigan, 2017)

#9 DRE MASSEY

Receptions: 1 (Michigan, 2017)
Receiving Yards: 2 (Michigan, 2017)
Receiving TDs: None
Long Catch: 2 (Michigan, 2017)
Kick Returns: 1 (2x, last at Kentucky, 2017)
Kick Return Yards: 20 (Kentucky, 2017)

#10 JOSH HAMMOND

Rushes: 1 (Alabama, 2016)
Rush Yards: 1 (Alabama, 2016)
Receptions: 5 (UMass, 2016)
Receiving Yards: 72 (North Texas, 2016)
Receiving TD: None
Long Catch: 34 (Michigan, 2017)

#13 FELEIPE FRANKS

Rushes: 6 (Tennessee, 2017)
Rush Yards: 22 (Michigan, 2017)
Rush TDs: None
Long Rush: 16 (Michigan, 2017)
Receptions: 1 (UK, 2017)
Receiving Yards: -4 (UK, 2017)
Pass Attempts: 28 (Tennessee, 2017)
Pass Comp: 18 (Tennessee, 2017)
Passing Yards: 212 (Tennessee, 2017)
Passing TDs: 2 (Tennessee, 2017)
Long Pass: 63 (Tennessee, 2017)

SPECIAL TEAMS HIGHS

#15 EDDY PINEIRO

FG Attempted: 3 (4x, last vs. LSU, 2016)
FG Made: 3 (2x, last vs. LSU, 2016)
FG Long: 54 (2x, last vs. South Carolina 2016)
Kickoffs: 8 (2x, last vs. Missouri, 2016)
Kickoff Yards: 524 (Kentucky, 2016)
Kickoff Average: 65.5 (Kentucky, 2016)

#14 LUKE DEL RIO

Rushes: 6 (UMass, 2016)
Rush Yards: 11 (UMass, 2016)
Rush TDs: None
Long Rush: 11 (Georgia, 2016)
Pass Attempts: 44 (UMass, 2016)
Pass Completions: 29 (UMass, 2016)
Passing Yards: 320 (Kentucky, 2016)
Passing TDs: 4 (Kentucky, 2016)
Long Pass: 78 (Kentucky, 2016)

#16 FREDDIE SWAIN

Receptions: 2 (2x, last at UT, 2016)
Receiving Yards: 27 (Tennessee, 2016)
Receiving TDs: 1 (3x, last vs. UK, 2017)
Long Catch: 26 (Kentucky, 2016)

#17 KADARIUS TONEY

Pass Attempts: 1 (Kentucky, 2017)
Pass Completions: 1 (UK, 2017)
Passing Yards: 50 (UK, 2017)
Receptions: 4 (2x, last vs UK, 2017)
Receiving Yards: 35(UK, 2017)
Receiving TD: None
Long Catch: 19 (2x, last vs UK, 2017)
Rushes: 2 (UK, 2017)
Rush Yards: 39 (UK, 2017)
Rush TDs: None
Long Rush: 36 (UK, 2017)
Kick Returns: 1 (Michigan, 2017)
Kick Return Yards: 15 (Michigan, 2017)

#20 MALIK DAVIS

Rushes: 21 (Kentucky, 2017)
Rush Yards: 95 (UK, 2017)
Long Rush: 72 (Tennessee, 2017)
Receptions: 1 (UK, 2017)
Receiving Yards: 11 (UK, 2017)
Long Catch: 11 (UK, 2017)

#22 LAMICAL PERINE

Rushes: 17 (Kentucky, 2016)
Rush Yards: 106 (Missouri, 2016)
Rushing TDs: 1 (Kentucky, 2016)
Long Rush: 59 (Missouri, 2016)
Receptions: 3 (Georgia, 2016)
Receiving Yards: 32 (Alabama, 2016)
Long Catch: 32 (Alabama, 2016)
Kick Returns: 1 (3x, last vs. Missouri)
Kick Return Yards: 41 (Missouri, 2016)

#24 MARK THOMPSON

Rushes: 15 (Kentucky, 2016)
Rush Yards: 85 (North Texas, 2016)
Rushing TDs: 1 (2x, last vs. UNT, 2016)
Long Rush: 36 (North Texas, 2016)
Receptions: 2 (Arkansas, 2016)
Receiving Yards: 85 (Iowa, 2017)
Receiving TD: 1 (Iowa, 2017)
Long Catch: 85 (Iowa, 2017)
Kick Returns: 1 (Alabama, 2016)
Kick Return Yards: 21 (Alabama, 2016)

#25 JORDAN SCARLETT

Rushes: 26 (Georgia, 2016)
Rush Yards: 135 (South Carolina, 2016)
Rushing TDs: 1 (6x, last vs. Missouri, 2016)
Long Rush: 60 (Georiga, 2015)
Receptions: 2 (Arkansas, 2016)
Receiving Yards: 14 (Arkansas, 2016)
Long Catch: 13 (Arkansas, 2016)

#30 DEANDRE GOOLSBY

Receptions: 8 (Vanderbilt, 2016)
Receiving Yards: 94 (ECU, 2015)
Receiving TDs: 1 (3x, last vs. Iowa, 2017)
Long Catch: 34 (ECU, 2015)

#80 C'YONTAI LEWIS

Receptions: 4 (South Carolina, 2016)
Receiving Yards: 44 (NMSU, 2015)
Receiving TDs: 2 (NMSU, 2015)
Long Catch: 33 (Vanderbilt, 2015)

#81 ANTONIO CALLAWAY

Rushes: 1 (5x, last vs. FSU, 2016)
Rush Yards: 24 (FSU, 2016)
Long Rush: 24 (FSU, 2016)
Receptions: 8 (UMass, 2016)
Receiving Yards: 129 (Kentucky, 2016)
Receiving TDs: 1 (6x, last vs. Bama, 2016)
Long Catch: 78 (Kentucky, 2016)
Punt Returns: 7 (Vanderbilt, 2015)
Punt Return Yards: 110 (Vanderbilt, 2015)
Punt Return TDs: 1 (2x, last vs. Bama, 2015)
Kick Returns: 1 (2x, last vs. Missouri, 2016)
Kick Return Yards: 44 (Missouri, 2016)
Kick Return TDs: 1 (Missouri, 2016)

#82 MORAL STEPHENS

Receptions: 1 (2x last Tennessee, 2017)
Receiving Yards: 14 (Kentucky, 2016)
Long Catch: 14 (Kentucky, 2016)

#19 JOHNNY TOWNSEND

Punts: 9 (3x, last Florida State, 2015)
Punting Yds: 418 (Florida State, 2015)
Punting Avg: 55.2 (North Texas, 2016)
Punting Long: 62 (2x, last vs. Alabama, 2016)

DEFENSIVE CAREER HIGHS

#2 BRAD STEWART

Tackles: 1 (Kentucky, 2017)

#3 MARCO WILSON

Tackles: 7 (Tennessee, 2017)

Sacks: None

Forced Fumbles: None

Interceptions: None

#5 CJ HENDERSON

Tackles: 5 (Tennessee, 2017)

Sacks: None

Forced Fumbles: None

Interceptions: 1 (2x last vs Tennessee, 2017)

Int Returned for TD: 1 (Michigan, 2017)

#7 DUKE DAWSON

Tackles: 6 (2x Tennessee, 2017)

Sacks: None

Forced Fumbles: None

Interceptions: 1 (4x, last vs Tennessee, 2017)

Int Returned for TD: 1 (Michigan, 2017)

#8 NICK WASHINGTON

Tackles: 9 (Michigan, 2017)

Sacks: 0.5 (Missouri, 2015)

Forced Fumbles: 1 (FAU, 2015)

Interceptions: 1 (Vanderbilt, 2016)

#11 VOSEAN JOSEPH

Tackles: 6 (2x last vs Tennessee, 2017)

Sacks: None

Forced Fumbles: None

Interceptions: None

#13 DONOVAN STINER

Tackles: 1 (Michigan, 2017)

Sacks: None

Forced Fumbles: None

Interceptions: None

#14 LUKE DEL RIO

Tackles: 1 (Kentucky, 2017)

#17 JORDAN SHERIT

Tackles: 8 (Tennessee, 2016)

Sacks: 2 (Michigan, 2017)

Forced Fumbles: None

Interceptions: None

#19 JOHNNY TOWNSEND

Tackles: 1 (Michigan, 2017)

#23 CHAUNCEY GARDNER

Tackles: 9 (Alabama, 2016)

Sacks: None

Forced Fumbles: None

Interceptions: 2 (Iowa, 2017)

#26 MARCELL HARRIS

Tackles: 11 (2x, last vs. FSU, 2016)

Sacks: 1 (Alabama, 2016)

Forced Fumbles: 1 (FSU, 2016)

Interceptions: 1 (2x, last vs. USC, 2016)

#28 KYLAN JOHNSON

Tackles: 8 (LSU, 2016)

Sacks: 0.5 (2x, last at Arkansas, 2016)

Forced Fumbles: None

Interceptions: None

#29 JEAOWN TAYLOR

Tackles: 2 (4x, last vs. Tennessee, 2017)

Sacks: None

Forced Fumbles: None

Interceptions: None

#30 GARRETT STEPHENS

Tackles: 1 (Kentucky, 2017)

Blocked Punt: 1 (Michigan, 2017)

#31 SHAWN DAVIS

Tackles: 3 (Michigan, 2017)

Sacks: None

Forced Fumbles: None

Interceptions: None

#32 ADARIUS LEMONS

Tackles: 1 (Kentucky, 2017)

#33 DAVID REESE

Tackles: 12 (LSU, 2016)

Sacks: 0.5 (Kentucky, 2017)

Forced Fumbles: None

Interceptions: 1 (Tennessee, 2017)

#35 JOSEPH PUTU

Tackles: 2 (Kentucky, 2016)

Sacks: None

Forced Fumbles: None

Interceptions: None

#41 RYAN FARR

Tackles: 1 (Michigan, 2017)

#43 CRISTIAN GARCIA

Tackles: 5 (Iowa, 2017)

Sacks: None

Forced Fumbles: None

Interceptions: None

#44 RAYSHAD JACKSON

Tackles: 1 (3x last vs Kentucky, 2017)

Sacks: None

Forced Fumbles: None

Interceptions: None

#50 JEREMIAH MOON

Tackles: 3 (Michigan, 2017)

Sacks: None

Forced Fumbles: None

Interceptions: None

#54 KHAIRI CLARK

Tackles: 3 (3x, last vs. Tennessee, 2017)

Sacks: 0.5 (3x, last vs. Kentucky, 2017)

Forced Fumbles: None

Interceptions: None

#55 KYREE CAMPBELL

Tackles: 2 (2x last vs Tennessee, 2017)

Sacks: None

Forced Fumbles: None

Interceptions: None

#56 TEDARRELL SLATON

Tackles: 2 (Kentucky, 2017)

Sacks: None

Forced Fumbles: None

Interceptions: None

#90 ANTONNEOUS CLAYTON

Tackles: 2 (Missouri, 2016)

Sacks: None

Forced Fumbles: None

Interceptions: None

#92 JABARI ZUNIGA

Tackles: 6 (Tennessee, 2017)

Sacks: 2.0 (2x, last vs. North Texas, 2016)

Forced Fumbles: 1 (North Texas, 2016)

Interceptions: None

#93 TAVEN BRYAN

Tackles: 4 (Arkansas, 2016)

Sacks: 1.0 (2x last vs Michigan, 2017)

Forced Fumbles: 1 (South Carolina, 2016)

Interceptions: None

#95 KEIVONNIS DAVIS

Tackles: 6 (vs. Kentucky, 2017)

Sacks: 0.5 (3x, last vs. Kentucky, 2017)

Forced Fumbles: 1 (Iowa, 2017)

Interceptions: None

#96 CECE JEFFERSON

Tackles: 5 (3x, last vs Kentucky, 2017)

Sacks: 1.5 (vs Kentucky, 2017)

Forced Fumbles: None

Interceptions: None

#98 LUKE ANCRUM

Tackles: 2 (Kentucky, 2017)

Sacks: None

Forced Fumbles: None

Interceptions: None

#99 JACHAI POLITE

Tackles: 6 (Michigan, 2017)

Sacks: 1.0 (2x last vs Michigan, 2017)

Forced Fumbles: 1 (Kentucky, 2016)

Interceptions: None

2017 GAME CAPTAINS

Michigan: Duke Dawson, T.J. McCoy, Brandon Powell, Jordan Sherit**Tennessee:** Josh Hammond, Garrett Stephens, Johnny Townsend, Nick Washington**Kentucky:** C'yontai Lewis, Cristian Garcia, David Reese, Jawaan Taylor**Vanderbilt:****LSU:****Texas A&M:****Georgia:****Missouri:****South Carolina:****UAB:****Florida State:**

FOOTBALL RADIO AFFILIATES

<i>Market</i>	<i>Station</i>	<i>Frequency</i>
Brooksville	WWJB-AM	1450
Clearwater/Dade City	WDAE-AM	620
Clewiston	WAFC-AM	590
Dade City	WDCE-AM	1350
Daytona	WKRO-FM	93.1
Ft. Myers/Naples/Marco Island	WFSX-AM	1240
Ft. Myers/Naples/Marco Island	WNOG-AM	1270
Ft. Pierce/PSL/Stuart	WSTU-AM	1450
Ft. Walton Beach	WTKE-FM	100.3
Gainesville	WRUF-FM	103.7/98.1
Gainesville	WRUF-AM	850
Griffin, GA	WKEU-FM	88.9
Griffin, GA	WKEU-AM	1450
Homosassa	WYKE-FM	104.3
Jacksonville	WFXJ-AM	930
Key West	WKWF-FM	1600
Lake City	WNFB-FM	94.3
Lake City	WDSR-AM	1340
Lakeland	WONN-AM	1230
Melbourne/Cocoa	WMEL-AM	1510
Melbourne/Cocoa		99.9 / 94.7 / 100.7
Miami	WINZ-AM	940
Miami	WIOD-AM	610
Okeechobee	WOKC-AM	1570
Okeechobee	WOKC-FM	100.9
Orlando	WFLF-AM	540
Palatka	WYD-AM	1260
Panama City	WTKP-FM	95.3
Port Saint Joe	WTKP-FM	93.5
Pensacola	WTKE-FM	97.1
Sarasota	WDAE-AM	620
Sebring	WWTK-AM	730
St. Augustine	WAOC-AM	1420
Tallahassee	WVFT-FM	93.3
Tampa	WDAE-AM	620
Wauchula	WAUC-AM	1310
West Palm Beach	WJNO-AM	1290
West Palm Beach	WZZR-FM	94.3

THE LAST TIME...

BY FLORIDA:

30 Rushing Attempts: 34, Mike Gillislee vs. LSU, Oct. 6, 2012 (60 games)

40 Rushing Attempts: 41, Errict Rhett vs. Georgia, Oct. 30, 1993 (303 games)

100 Yards Rushing: 108, Jordan Scarlett at LSU, Nov. 19, 2016 (5 games)

200 Yards Rushing: 210, Clatrick Fason vs. Kentucky, Sept. 25, 2004 (168 games)

300 Yards Rushing: 316, Emmitt Smith vs. New Mexico, Oct. 21, 1989 (353 games)

2+ Players with 100+ Yards Rushing: Lamical Perine (106 yards) and Jordan Scarlett (101 yards) vs. Missouri, Oct. 15, 2016 (10 games)

5 TDs Rushing: 5, Trey Burton vs. Kentucky, Sept. 25, 2010 (88 games)

3 TDs Receiving: Riley Cooper vs. Western Carolina, Nov. 11, 2006 (134 games)

5+ TDs Passing: 6, Chris Leak vs. South Carolina, Nov. 13, 2004 (166 games)

20+ Passes Completed: 26, Austin Appleby vs. Alabama, Dec. 3, 2016 (4 game)

30+ Passes Completed: 31, Jeff Driskel vs. Eastern Michigan, Sept. 6, 2014 (41 games)

40+ Passes Attempted: 44, Luke Del Rio vs. UMass, Sept. 3, 2016 (14 games)

300+ Yards Passing: 320, Luke Del Rio vs. Kentucky, Sept. 10, 2016 (14 games)

Back-to-Back 300-Yard Passing Games: Tim Tebow, at South Carolina & vs. Florida Atlantic, 2007 (121 games)

9-Straight Games with 300 Yards Passing: Rex Grossman, Marshall-South Carolina, 2001 (200 games)

10+ Receptions: 15, Demarcus Robinson vs. Kentucky, Sept. 13, 2014 (40 games)

150+ Receiving Yards: 216, Demarcus Robinson vs. Kentucky, Sept. 13, 2014 (40 games)

2+ Players with 100+ Yards Receiving: D. Robinson (137 yds) and Q. Dunbar (107 yds) vs. Eastern Kentucky, Nov. 22, 2014 (32 games)

10+ Plays of 20+ Yards in a Game: 11 vs. Missouri (seven offensive, two defensive, two kick returns) Oct. 15, 2016 (10 games)

Kickoff Return for a TD: 44 yards, Antonio Callaway vs. Missouri, Oct. 15, 2016 (10 games)

Punt Return for a TD: 85 yards, Antonio Callaway vs. Alabama, Dec. 5, 2015 (17 game)

Fake Field Goal for a TD: 21 yards, Michael McNeely vs. Georgia, Nov. 1, 2014 (35 games)

150+ Return Yards: 158, Solomon Patton vs. Missouri, Oct. 19, 2013 - 158 kickoff ret. (44 games)

Limited an Opponent to Under 100 yards Total Offense: 53 vs. North Texas, Sept. 17, 2016 (13 games)

Limited an Opponent to Under 50 yards Passing: 30 vs. Vanderbilt, Nov. 7, 2015 (20 games)

Limited an Opponent to Under 50 yards Rushing: 43 vs. South Carolina, Nov. 12, 2016 (7 games)

Interception Return for a TD: 16 yards, CJ Henderson vs. Tennessee, Sept. 16, 2017 (1 game)

2+ Interceptions returned for a TD: 2, vs. Michigan, Sept. 2, 2017, 48 yards, Duke Dawson and 41 yards, CJ Henderson (2 game)

Intercepted PAT Returned for a Defensive Extra Point: Keiwan Ratliff vs. Kentucky, Sept. 28, 2002 (193 games)

Multiple Defensive TDs: 2, vs. Michigan, Sept. 2, 2017, 48 yards, Duke Dawson and 41 yards, CJ Henderson (2 games)

2+ Interceptions in a Game: 2, Chauncey Gardner vs. Iowa, Jan. 2, 2017 (2 game)

2+ Interceptions in Back-to-Back Games: Ryan Smith - 2 vs. Alabama, Sept. 30, 2006 & 2 vs. LSU, Oct. 7, 2006 (139 games)

3+ Players with an Interception: 3 vs. Tennessee, Sept. 16, 2017 - David Reese, Duke Dawson, CJ Henderson (1 game)

Fumble Return for a TD: 12 yards, Marcell Harris, at Florida State, Nov. 26, 2016 (5 games)

Fumble Recovered in the End Zone for a TD: Nick Washington vs. Georgia, Oct. 31, 2015 (22 games)

Florida Recorded a Safety: Sept. 17, 2016 vs. North Texas; Mason Fine sacked in endzone by Caleb Brantley (13 games)

Blocked a Punt: Garrett Stephens vs. Michigan, Sept. 2, 2017 (2 games)

Blocked a Field Goal: Joey Iwie at Florida State, Nov. 26, 2016 (5 games)

Blocked a PAT: Jabari Zuniga vs. Alabama, Dec. 3, 2016 (5 games)

Blocked a Punt for a TD: Blocked by Loucheiz Purifoy and recovered by Jelani Jenkins for a 36-yard touchdown vs. Louisiana, Nov. 9, 2012 (58 games)

Blocked FG returned for a TD: Blocked by M. Thomas, returned by R. Lewis, 52 yards vs. Florida State, Nov. 26, 2005 (148 games)

Blocked PAT Returned for a Defensive Extra Point: Blocked by J. Zuniga, returned by D. Reese, vs. Alabama, Dec. 3, 2016 (4 games)

Blocked 2 Kicks in a Game (any combination: Punt, FG, PAT): 2 vs. Louisville, Jan. 2, 2013 (Sugar Bowl): Sharri Floyd blocked field goal, Mike Taylor blocked PAT (54 games)

Blocked 3 Kicks in a Game (any combination: Punt, FG, PAT): 3 vs. Kentucky, Oct. 25, 2008: William Green blocked punt, Jeffery Dempo blocked punt, Joe Haden blocked field goal (114 games)

Blocked 2 Punts in a Game: 2 at Vanderbilt, Nov. 6, 2010: Chris Rainey blocked two punts (84 games)

Blocked 2 Field Goals in a Game: Nov. 11, 2006 vs. South Carolina: 1 - Ray McDonald, 1 - Jarvis Moss (138 games)

Player Blocked 2 Kicks in a Game (any combination: Punt, FG, PAT): 2 at Vanderbilt, Nov. 6, 2010: Chris Rainey, two punts (84 games)

50+ Yard Field Goal: 54 yards, Eddy Pineiro vs. South Carolina, Nov. 12, 2016 (7 games)

Missed a PAT: Austin Hardin vs. FAU, Nov. 21, 2015 (19 games)

Missed a Field Goal: Missed from 47 yards, Eddy Pineiro vs. Michigan, Sept. 2, 2017 (2 games)

Player Played Both Ways: Bryan Cox, Jr. vs. FAU, November 21, 2015 (19 games)

Player Started Both Ways: Loucheiz Purifoy, vs. FSU, Nov. 24, 2012; Purifoy played cornerback and running back (54 games)

WR or RB Threw a TD Pass: Antonio Callaway vs. Michigan (Buffalo Wild Wings Citrus Bowl), Jan. 1, 2016 (16 games)

TD by an Offensive Lineman: Thomas Moody vs. South Carolina, Nov. 11, 2000; Moody scored on a six-yard reception (213 games)

Player Scored a TD Rushing & Receiving in a Game: Jordan Cronkrite vs. South Carolina, Nov. 15, 2015 (21 games)

4 Freshmen Scored a TD in a game: Nov. 18, 2006 vs. Western Carolina - Riley Cooper 3 receiving, Tim Tebow 2 rushing, Jarrod Fayson 1 rushing, Brandon James 1 punt return (137 games)

Scored a TD on the Opening Drive: Nov. 12, 2016 vs. South Carolina (6 games)

Scored a TD on the First Three Possessions of a Game: Nov. 20, 2010 vs. Appalachian State (83 games)

Scored a TD on the First Four Possessions of a Game: Nov. 22, 2008 vs. The Citadel (108 games)

Scored a TD on the First Seven Possessions of a Game: Nov. 22, 2008 vs. The Citadel (108 games)

Converted a 2 Point Conversion: Freddie Swain 1-yd run, Sep. 3, 2016 vs. UMass (15 games)

Player Forced a Fumble and Recovered a Fumble in a Game: Taven Bryan vs. South Carolina, Nov. 12, 2016 (7 games)

Recorded a Shutout: Sept. 17, 2016 vs. North Texas (13 games)

Held Time of Possession for Over 40 Minutes in a Game: 40:48 vs. Ohio State, Jan. 8, 2007 (133 games)

Forced an Opponent to have 5 Drives for Negative Yardage in a Game: 6 vs. Eastern Kentucky, Nov. 22, 2014 (32 games)

Recorded Five Fourth-Down Conversions in a Game: Went 5-for-5 on fourth down vs. Tennessee, Sept. 26, 2015 (25 games)

BY AN OPPONENT:

30 Rushing Attempts: 44, Derrick Henry, vs. Alabama, Dec. 5, 2015 (17 games)

40 Rushing Attempts: 44, Derrick Henry, vs. Alabama, Dec. 5, 2015 (17 game)

100 Yards Rushing: 145, John Kelly, vs. Tennessee, Sept., 16, 2017 (1 game)

200 Yards Rushing: 212, Marcus Lattimore, vs. South Carolina, Nov. 13, 2010 (80 games)

2+ Players with 100+ Yards Rushing: Josh Dobbs (136) and Jalen Hurd (102), vs. Tennessee, Sept. 26, 2015 (25 games)

3 Rushing TDs: 3, Jerron Seymour, vs. Vanderbilt, Nov. 9, 2013 (44 games)

20+ Passes Completed: 21, Quinten Dormady, vs. Tennessee, Sept. 16, 2017 (1 game)

30+ Passes Completed: 33, Faton Bauta vs. Georgia, Oct. 31, 2015 (22 games)

40+ Passes Attempted: 54, Blake Kemp, vs. East Carolina, Sept. 12, 2015 (28 games)

300+ Yards Passing: 319, Josh Dobbs, at Tennessee, Sept. 24, 2016 (12 games)

400+ Yards Passing: 427, Shane Carden, vs. East Carolina, Jan. 3, 2015 (Birmingham Bowl) (30 games)

300+ Yards Total Offense: 399, Josh Dobbs, at Tennessee, Sept. 24, 2016 (Dobbs passed for 319 and rushed for 80) (12 games)

100+ Yards Receiving: 111, Juan Jennings, at Tennessee, Sept. 24, 2016 (12 games)

150+ Yards Receiving: 160, Justin Hardy, vs. East Carolina, Jan. 3, 2015 (Birmingham Bowl) (30 games)

200+ Yards Receiving: 201, Amari Cooper, at Alabama, Sept. 20, 2014 (39 games)

2+ Players with 100+ Yards Receiving: Justin Hardy (160) and Cam Worthy (130), vs. East Carolina, Jan. 3, 2015 (Birmingham Bowl) (30 games)

3 Receiving TDs: 3, Amari Cooper, at Alabama, Sept. 20, 2014 (39 games)

Blocked Kick Returned for a TD: 78, Devin Hester, Miami (Chick-Fil-A Peach Bowl), Dec. 31, 2004 (160 games)

50+ Yard Field Goal: 50, Austin MacGinnis, vs. Kentucky, Sept. 23, 2017 (0 games)

Kickoff Return for a TD: 96, Marcus Murphy, Missouri, Oct. 18, 2014 (36 games)

Punt Return for a TD: 82, Marcus Murphy, Missouri, Oct. 18, 2014 (36 games)

Fake Punt for a TD: 57, Tim Sesley, SW Louisiana, Nov. 6, 1993 (304 games)

Fake Field Goal for a TD: 16-yard run, Trent Domingue, LSU, Oct. 17, 2015 (23 games)

Interception Return for a TD: 44-yard return, Minkah Fitzpatrick, vs. Alabama, Dec. 3, 2016 (4 games)

3+ Interceptions: 3, Corey Webster, LSU, Oct. 12, 2002 (191 games)

Fumble Return for a TD: 0, Ocie Rose, FAU, Nov. 21, 2015 (19 games)

Blocked Field Goal: D.J. Pettway, Alabama, Dec. 5, 2015 (17 games)

Blocked Punt: Josh Jacobs, Alabama, Dec. 3, 2016 (4 games)

Blocked Punt Return for a TD: Josh Jacobs, Alabama, Dec. 3, 2016 (4 games)

Blocked Field Goal for a TD: Thomas Carroll, Miami, Dec. 31, 2004 (Chick-Fil-A Peach Bowl); Carroll blocked the Matt Leach kick and Devin Hester returned it 78-yards for a TD (160 games)

Blocked PAT Returned for a Defensive Extra Point: Victor Hampston, South Carolina, Oct. 20, 2012 (60 games)

Florida Player Tackled for a Safety: Chris Leak vs. South Carolina, Nov. 15, 2003 (175 games)

Florida Player Intentionally Takes a Safety: John Brantley vs. Furman, batted ball out of endzone on botched snap, Nov., 19, 2011 (69 games)

Florida Player Allows a Safety by Penalty: John Brantley vs. Furman, batted ball out of endzone on botched snap, Nov., 19, 2011 (69 games)

Missed a Field Goal: Missed from 57 yards, Auston MacGinnis vs. Kentucky, Sept. 23, 2017 (0 games)

Missed a PAT: Adam Griffith, vs. Alabama, Dec. 3, 2016 (4 games)

Blocked a PAT: Ni Internicola vs. FAU, Nov. 21, 2015 (19 games)

GAME 1

#17 FLORIDA 17, #11 MICHIGAN 33

September 2, 2017 | AT&T Stadium | Arlington, Texas (Attendance: 75,802)

Score by Quarters	1	2	3	4	Score
Michigan	10	3	13	7	33
Florida	3	14	0	0	17

SCORING SUMMARY

UM -UF

1st	12:26	UF	Pineiro, E. 46 yd field goal	
			6 plays, 46 yards, TOP 2:34	0 - 3
	05:27	UM	Nordin, Q. 25 yd field goal	
			14 plays, 68 yards, TOP 6:59	3 - 3
	03:01	UM	Black, T. 46 yd pass from Speight, W. (Nordin, Q. kick)	
			3 plays, 75 yards, TOP :43	10 - 3
2nd	12:19	UF	Dawson 48 yard interception return (Pineiro, E. kick)	10 - 10
	10:50	UF	Henderson 41 yard interception return (Pineiro, E. kick)	10 - 17
	04:20	UM	Nordin, Q. 55 yd field goal	
			5 plays, 33 yards, TOP 2:42	13 - 17
3rd	11:53	UM	Higdon, K. 3 yd run (Nordin, Q. kick)	
			10 plays, 75 yards, TOP 3:13	20 - 17
	11:05	UM	Nordin, Q. 30 yd field goal	
			4 plays, 42 yards, TOP :42	23 - 17
	9:00	UM	Nordin, Q. 50 yd field goal	
			4 plays, 5 yards, TOP 1:09	26 - 17
4th	01:37	UM	Furbush, N. 0 yd fumble recovery (Nordin, Q. kick)	33 - 17

TEAM STATISTICS

UM

UF

FIRST DOWNS	19	9
NET YARDS RUSHING	215	11
Rushing Attempts	49	27
NET YARDS PASSING	218	181
Completions-Attempts-Int	12-26-2	14-26-0
TOTAL OFFENSE YARDS	433	192
Total offense plays	75	53
Fumbles: Number-Lost	0-0	5-3
Penalties: Number-Yards	7-55	5-45
PUNTS-YARDS	3-82	6-328
KICKOFFS-YARDS	8-518	4-260
Punt returns: Number-Yards-TD	5-40-0	0-0-0
Kickoff returns: Number-Yds-TD	0-0-0	4-71-0
Possession Time	34:13	25:47
Third-Down Conversions	6 of 18	2 of 13
Fourth-Down Conversions	1 of 1	1 of 2
Sacks By: Number-Yards	6-35	5-22

INDIVIDUAL STATISTICS

Passing	UM - W. Speight 11-25-2-181 1 TD
	UF - F. Franks 5-9-0-75; M. Zaire 9-17-0-106
Rushing	UM - T. Isaac 11-114, C. Evans 22-78, C. Higdon 7-28 TD
	UF - M. Thompson 5-13, L. Perine 7-8, M. Davis 1-8
Receiving	UM - G. Perry 4-46, S. McKeon 3-25, T. Black 2-83 1 TD
	UF - T. Cleveland 4-56, J. Hammond 3-71, K. Toney 2-27
Sacks	UM - D. Bush 2.0, C. Winovich 1.0, J. Uche 1.0, M. McCray 1.0, T. Black 1.0
	UF - J. Sherit 2.0, J. Polite 1.0, C. Jefferson 1.0, T. Bryan 1.0
Interceptions	UM - none
	UF - D. Dawson 1, C. Henderson 1
Fumbles	UM - none
	UF - F. Franks 2-1, M. Zaire 2-1, T. Cleveland 1-1

GAME 2

#24 FLORIDA 26, #23 TENNESSEE 20

September 16, 2017 | Ben Hill-Griffin Stadium | Gainesville, Florida (Attendance: 87,736)

Score by Quarters	1	2	3	4	Score
Tennessee	0	3	0	17	20
Florida	3	3	0	20	26

SCORING SUMMARY

UM -UF

1st	07:39	UF	Pineiro, E. 27 yd field goal	
			15 plays, 65 yards, TOP 7:21	0 - 3
2nd	08:11	UF	Pineiro, E. 41 yd field goal	
			7 plays, 32 yards, TOP 3:46	0 - 6
	02:58	UT	Cimaglia, B. 51 yd field goal	
			12 plays, 42 yards, TOP 5:13	3 - 6
4th	14:23	UF	Henderson, C. 16 yd interception (Pineiro, E. kick)	3 - 13
	08:36	UT	Kelly, J. 34 yd run (Medley, A. kick),	
			5 plays, 80 yards, TOP 2:09	10 - 13
	05:13	UF	Powell, B. 5 yd pass from Franks, F. (Pineiro, E. kick)	
			7 plays, 44 yards, TOP 3:23	10 - 20
	04:43	UT	Wolf, Et. 28 yd pass from Dormady, Q. (Medley, A. kick)	
			2 plays, 75 yards, TOP 0:30	17 - 20
	00:50	UT	Medley, A. 27 yd field goal	
			8 plays, 31 yards, TOP 3:07	20 - 20
	00:00	UF	Cleveland, T. 63 yd pass from Franks, F. ()	
			4 plays, 75 yards, TOP 0:50	20 - 26

TEAM STATISTICS

UT

UF

FIRST DOWNS	23	14
NET YARDS RUSHING	183	168
Rushing Attempts	33	29
NET YARDS PASSING	259	212
Completions-Attempts-Int	21-39-3	18-28-1
TOTAL OFFENSE YARDS	442	380
Total offensive plays	72	57
Fumbles: Number-Lost	0-0	2-2
Penalties: Number-Yards	7-54	8-38
PUNTS - YARDS	3-135	5-224
KICKOFFS-YARDS	5-321	5-325
Punt returns: Number-Yards-TDs	1-29-0	2-14-0
Kickoff returns: Number - Yards - TDs	0-0-0	2-63-0
Possession Time	32:45	27:15
Third Down Conversions	6 of 16	7 of 14
Fourth Down Conversions	0 of 0	0 of 0
Sacks: Total - Yds.	2-24	1-6

INDIVIDUAL STATISTICS

Passing	UT - Q. Dormady 21-39-3-259 1 TD
	UF - F. Franks 18-28-1-212 2 TD
Rushing	UT - J. Kelly 19-141 1 TD, T. Chandler 7-30, C. Fils-aime 3-11
	UF - M. Davis 4-94, L. Perine 11-55, M. Thompson 7-30
Receiving	UT - J. Kelly 6-96, M. Callaway 3-46, Et. Wolf 3-37 1 TD
	UF - T. Cleveland 5-93 1 TD, K. Toney 4-40, B. Powell 3-40
Sacks	UT - C. Jumper 1.0, D. Taylor 1.0
	UF - J. Zuniga 0.5, K. Campbell 0.5
Interceptions	UT - R. Gaulden 1
	UF - D. Reese 1, C. Henderson 1, D. Dawson 1
Fumbles	UT -
	UF - L. Perine 1, M. Davis 1

#20 FLORIDA 28, KENTUCKY 27

September 23, 2017 | Kroger Field | Lexington, Kentucky (Attendance: 62,965)

Score by Quarters	1	2	3	4	Score
Florida	0	14	0	14	28
Kentucky	7	7	10	3	27

SCORING SUMMARY

UK -UF

1st	5:06	UK	Blake, B. 14 yard pass from Johnson S. (MacGinnis A. kick)	
			8 plays, 75 yards, TOP 4:39	7-0
2nd	14:16	UF	Toney, K. 36 yard run (Pinerio E. kick)	
			4 play, 58 yards, TOP 1:02	7-7
	7:24	UK	Johnson, G. 9 yard pass from Johnson S. (MacGinnis A. kick)	
			2 play, 10 yards, TOP 0:39	14-7
	3:16	UF	Cleveland, T. 45 yard pass from Feleipe Franks (Pinerio E. kick)	
			8 plays, 75 yards, TOP 4:08	14-14
3rd	12:11	UK	Conrad, C. 23 yard pass from Johnson S. (MacGinnis A. kick)	
			4 play, 62 yards, TOP 1:42	21-14
	5:54	UK	MacGinnis, A. 42 yard field goal	
			8 play, 41 yards, TOP 4:51	24-14
4th	11:33	UK	MacGinnis, A. 50 yard field goal	
			5 play, 16 yards, TOP 1:52	27-14
	7:58	UF	Powell, B. 6 yard run (Pinerio E. kick)	
			7 play, 80 yards, TOP 3:29	27-21
	0:43	UF	Swain, F. 5 yard pass from Del Rio F. (Pinerio E. kick)	
			13 play, 58 yards, TOP 5:48	27-28

TEAM STATISTICS

UK

UF

FIRST DOWNS	21	21
NET YARDS RUSHING	120	186
Rushing Attempts	32	36
NET YARDS PASSING	220	209
Completions-Attempts-Int	18-27-0	17-27-1
TOTAL OFFENSE YARDS	340	395
Total offense plays	59	63
Fumbles: Number-Lost	0-0	0-0
Penalties: Number-Yards	8-72	7-55
PUNTS-YARDS	5-261	5-203
KICKOFFS-YARDS	5-314	6-390
Punt returns: Number-Yards-TD	1-5-0	3-87-0
Kickoff returns: Number-Yds-TD	2-34-0	0-0-0
Possession Time	30:05	29:55
Third-Down Conversions	5 of 14	1 of 10
Fourth-Down Conversions	3 of 4	1 of 1
Sacks By: Number-Yards	4-17	1-2

INDIVIDUAL STATISTICS

Passing	UK - S. Johnson 17-25-0-196 3 TD
	UF - F. Franks 7-12-0-85 1 TD; L. Del Rio 9-14-1-74 1 TD
Rushing	UK - S. King 5-64, B. Snell Jr. 14-59, L. Bowden Jr. 2-13
	UF - M. Davis 21-93, K. Toney 2-39 1 TD, L. Perine 5-27
Receiving	UK - G. Johnson 4-56 1 TD, C. Conrad 2-34 1 TD, C. Walker 4-28
	UF - T. Cleveland 4-110 1 TD, K. Toney 4-35, B. Powell 3-24
Sacks	UK - D. Bush 2.0, C. Winovich 1.0, J. Uche 1.0, M. McCray 1.0, T. Black 1.0
	UF - C. Jefferson 1.5, J. Zuniga 1.0, T. Bryan 0.5, D. Reese 0.5, K. Clark 0.5
Interceptions	UK - D. West 1
	UF - none
Fumbles	UK - none
	UF - none

GAME-BY-GAME RUSHING STATS

#4 - BRANDON POWELL - WR

OPPONENT	No	Yds	Avg	TD	Lg
U.Mich - 9/2	0	0	0.0	0	0
Tenn - 9/16	0	0	0.0	0	0
at UK - 9/23	2	10	5.0	1	6
Vandy - 9/30	0	0	0.0	0	0
LSU - 10/7	0	0	0.0	0	0
TAMU - 10/14	0	0	0.0	0	0
UGA - 10/28	0	0	0.0	0	0
at Mizzou - 11/4	0	0	0.0	0	0
at USC - 11/11	0	0	0.0	0	0
UAB - 11/18	0	0	0.0	0	0
FSU - 11/25	0	0	0.0	0	0
2014	16	70	4.4	1	13
2015	14	31	2.2	0	7
2016	7	6	0.9	0	8
2017	2	10	5.0	1	6
Career	39	117	3.0	2	13

#17 - KADARIUS TONEY - WR

OPPONENT	No	Yds	Avg	TD	Lg
U.Mich - 9/2	0	0	0.0	0	0
Tenn - 9/16	1	5	5.0	0	5
at UK - 9/23	2	39	19.5	1	36
Vandy - 9/30	0	0	0.0	0	0
LSU - 10/7	0	0	0.0	0	0
TAMU - 10/14	0	0	0.0	0	0
UGA - 10/28	0	0	0.0	0	0
at Mizzou - 11/4	0	0	0.0	0	0
at USC - 11/11	0	0	0.0	0	0
UAB - 11/18	0	0	0.0	0	0
FSU - 11/25	0	0	0.0	0	0
2017	3	44	14.7	1	36
Career	3	44	14.7	1	36

#24 - MARK THOMPSON - RB

OPPONENT	No	Yds	Avg	TD	Lg
U.Mich - 9/2	5	13	2.6	0	6
Tenn - 9/16	7	30	4.3	0	12
at UK - 9/23	3	14	4.7	0	11
Vandy - 9/30	0	0	0.0	0	0
LSU - 10/7	0	0	0.0	0	0
TAMU - 10/14	0	0	0.0	0	0
UGA - 10/28	0	0	0.0	0	0
at Mizzou - 11/4	0	0	0.0	0	0
at USC - 11/11	0	0	0.0	0	0
UAB - 11/18	0	0	0.0	0	0
FSU - 11/25	0	0	0.0	0	0
2016	68	299	4.4	2	36
2017	15	57	3.8	0	12
Career	83	356	4.3	2	36

#8 - MALIK ZAIRE - QB

OPPONENT	No	Yds	Avg	TD	Lg
U.Mich - 9/2	8	-29	-3.6	0	5
Tenn - 9/16	0	0	0.0	0	0
at UK - 9/23	0	0	0.0	0	0
Vandy - 9/30	0	0	0.0	0	0
LSU - 10/7	0	0	0.0	0	0
TAMU - 10/14	0	0	0.0	0	0
UGA - 10/28	0	0	0.0	0	0
at Mizzou - 11/4	0	0	0.0	0	0
at USC - 11/11	0	0	0.0	0	0
UAB - 11/18	0	0	0.0	0	0
FSU - 11/25	0	0	0.0	0	0
2017	8	-29	-3.6	0	5
Career	8	-29	-3.6	0	5

#20 - MALIK DAVIS - RB

OPPONENT	No	Yds	Avg	TD	Lg
U.Mich - 9/2	1	8	8.0	0	8
Tenn - 9/16	4	94	23.5	0	72
at UK - 9/23	21	93	4.4	0	9
Vandy - 9/30	0	0	0.0	0	0
LSU - 10/7	0	0	0.0	0	0
TAMU - 10/14	0	0	0.0	0	0
UGA - 10/28	0	0	0.0	0	0
at Mizzou - 11/4	0	0	0.0	0	0
at USC - 11/11	0	0	0.0	0	0
UAB - 11/18	0	0	0.0	0	0
FSU - 11/25	0	0	0.0	0	0
2017	26	195	7.5	0	72
Career	26	195	7.5	0	72

#25 - JORDAN SCARLETT - RB

OPPONENT	No	Yds	Avg	TD	Lg
U.Mich - 9/2	0	0	0.0	0	0
Tenn - 9/16	0	0	0.0	0	0
at UK - 9/23	0	0	0.0	0	0
Vandy - 9/30	0	0	0.0	0	0
LSU - 10/7	0	0	0.0	0	0
TAMU - 10/14	0	0	0.0	0	0
UGA - 10/28	0	0	0.0	0	0
at Mizzou - 11/4	0	0	0.0	0	0
at USC - 11/11	0	0	0.0	0	0
UAB - 11/18	0	0	0.0	0	0
FSU - 11/25	0	0	0.0	0	0
2015	34	181	5.3	1	60
2016	179	889	5.0	6	46
2017	0	0	0.0	0	0
Career	213	1070	5.0	7	60

#13 - FELEIPE FRANKS - QB

OPPONENT	No	Yds	Avg	TD	Lg
U.Mich - 9/2	5	7	1.4	0	16
Tenn - 9/16	6	-16	-2.7	0	6
at UK - 9/23	2	1	0.5	0	3
Vandy - 9/30	0	0	0.0	0	0
LSU - 10/7	0	0	0.0	0	0
TAMU - 10/14	0	0	0.0	0	0
UGA - 10/28	0	0	0.0	0	0
at Mizzou - 11/4	0	0	0.0	0	0
at USC - 11/11	0	0	0.0	0	0
UAB - 11/18	0	0	0.0	0	0
FSU - 11/25	0	0	0.0	0	0
2017	13	-8	-0.6	0	16
Career	13	-8	-0.6	0	16

#22 - LAMICAL PERINE - RB

OPPONENT	No	Yds	Avg	TD	Lg
U.Mich - 9/2	7	8	1.1	0	6
Tenn - 9/16	11	55	5.0	0	21
at UK - 9/23	5	27	5.4	0	11
Vandy - 9/30	0	0	0.0	0	0
LSU - 10/7	0	0	0.0	0	0
TAMU - 10/14	0	0	0.0	0	0
UGA - 10/28	0	0	0.0	0	0
at Mizzou - 11/4	0	0	0.0	0	0
at USC - 11/11	0	0	0.0	0	0
UAB - 11/18	0	0	0.0	0	0
FSU - 11/25	0	0	0.0	0	0
2016	91	421	4.6	1	59
2017	23	90	3.9	0	21
Career	114	511	4.5	1	59

#81 - ANTONIO CALLAWAY - WR

OPPONENT	No	Yds	Avg	TD	Lg
U.Mich - 9/2	0	0	0.0	0	0
Tenn - 9/16	0	0	0.0	0	0
at UK - 9/23	0	0	0.0	0	0
Vandy - 9/30	0	0	0.0	0	0
LSU - 10/7	0	0	0.0	0	0
TAMU - 10/14	0	0	0.0	0	0
UGA - 10/28	0	0	0.0	0	0
at Mizzou - 11/4	0	0	0.0	0	0
at USC - 11/11	0	0	0.0	0	0
UAB - 11/18	0	0	0.0	0	0
FSU - 11/25	0	0	0.0	0	0
2015	3	19	6.3	0	9
2016	5	32	6.4	1	24
2017	0	0	0.0	0	0
Career	8	51	6.4	1	24

#4 - BRANDON POWELL - WR

OPPONENT	No	Yds	Avg	TD	Lg
U.Mich - 9/2	2	8	4.0	0	6
Tenn - 9/16	3	40	13.3	1	22
at UK - 9/23	3	24	8.0	0	18
Vandy - 9/30	0	0	0.0	0	0
LSU - 10/7	0	0	0.0	0	0
TAMU - 10/14	0	0	0.0	0	0
UGA - 10/28	0	0	0.0	0	0
at Mizzou - 11/4	0	0	0.0	0	0
at USC - 11/11	0	0	0.0	0	0
UAB - 11/18	0	0	0.0	0	0
FSU - 11/25	0	0	0.0	0	0
2014	15	147	10	1	42
2015	29	390	13	3	77
2016	45	387	9	2	26
2017	8	72	9	1	22
Career	97	996	10	7	77

#9 - DRE MASSEY - WR

OPPONENT	No	Yds	Avg	TD	Lg
U.Mich - 9/2	1	2	2.0	0	2
Tenn - 9/16	0	0	0.0	0	0
at UK - 9/23	0	0	0.0	0	0
Vandy - 9/30	0	0	0.0	0	0
LSU - 10/7	0	0	0.0	0	0
TAMU - 10/14	0	0	0.0	0	0
UGA - 10/28	0	0	0.0	0	0
at Mizzou - 11/4	0	0	0.0	0	0
at USC - 11/11	0	0	0.0	0	0
UAB - 11/18	0	0	0.0	0	0
FSU - 11/25	0	0	0.0	0	0
2017	1	2	2	0	2
Career	1	2	2	0	2

#10 - JOSH HAMMOND - WR

OPPONENT	No	Yds	Avg	TD	Lg
U.Mich - 9/2	3	71	23.7	0	34
Tenn - 9/16	3	22	7.3	0	9
at UK - 9/23	0	0	0.0	0	0
Vandy - 9/30	0	0	0.0	0	0
LSU - 10/7	0	0	0.0	0	0
TAMU - 10/14	0	0	0.0	0	0
UGA - 10/28	0	0	0.0	0	0
at Mizzou - 11/4	0	0	0.0	0	0
at USC - 11/11	0	0	0.0	0	0
UAB - 11/18	0	0	0.0	0	0
FSU - 11/25	0	0	0.0	0	0
2016	14	177	13	0	53
2017	6	93	16	0	34
Career	20	270	14	0	53

#16 - FREDDIE SWAIN - WR

OPPONENT	No	Yds	Avg	TD	Lg
U.Mich - 9/2	0	0	0.0	0	0
Tenn - 9/16	0	0	0.0	0	0
at UK - 9/23	1	5	5.0	1	5
Vandy - 9/30	0	0	0.0	0	0
LSU - 10/7	0	0	0.0	0	0
TAMU - 10/14	0	0	0.0	0	0
UGA - 10/28	0	0	0.0	0	0
at Mizzou - 11/4	0	0	0.0	0	0
at USC - 11/11	0	0	0.0	0	0
UAB - 11/18	0	0	0.0	0	0
FSU - 11/25	0	0	0.0	0	0
2016	8	118	15	2	26
2017	1	5	5	1	5
Career	9	123	14	3	26

#17 - KADARIUS TONEY - WR

OPPONENT	No	Yds	Avg	TD	Lg
U.Mich - 9/2	2	27	13.5	0	20
Tenn - 9/16	4	40	10.0	0	19
at UK - 9/23	4	35	8.8	0	19
Vandy - 9/30	0	0	0.0	0	0
LSU - 10/7	0	0	0.0	0	0
TAMU - 10/14	0	0	0.0	0	0
UGA - 10/28	0	0	0.0	0	0
at Mizzou - 11/4	0	0	0.0	0	0
at USC - 11/11	0	0	0.0	0	0
UAB - 11/18	0	0	0.0	0	0
FSU - 11/25	0	0	0.0	0	0
2017	10	102	10	0	20
Career	10	102	10	0	20

#20 - MALIK DAVIS - RB

OPPONENT	No	Yds	Avg	TD	Lg
U.Mich - 9/2	0	0	0.0	0	0
Tenn - 9/16	0	0	0.0	0	0
at UK - 9/23	1	11	11.0	0	11
Vandy - 9/30	0	0	0.0	0	0
LSU - 10/7	0	0	0.0	0	0
TAMU - 10/14	0	0	0.0	0	0
UGA - 10/28	0	0	0.0	0	0
at Mizzou - 11/4	0	0	0.0	0	0
at USC - 11/11	0	0	0.0	0	0
UAB - 11/18	0	0	0.0	0	0
FSU - 11/25	0	0	0.0	0	0
2017	1	11	11	0	11
Career	1	11	11	0	11

#22 - LAMICAL PERINE - RB

OPPONENT	No	Yds	Avg	TD	Lg
U.Mich - 9/2	0	0	0.0	0	0
Tenn - 9/16	0	0	0.0	0	0
at UK - 9/23	0	0	0.0	0	0
Vandy - 9/30	0	0	0.0	0	0
LSU - 10/7	0	0	0.0	0	0
TAMU - 10/14	0	0	0.0	0	0
UGA - 10/28	0	0	0.0	0	0
at Mizzou - 11/4	0	0	0.0	0	0
at USC - 11/11	0	0	0.0	0	0
UAB - 11/18	0	0	0.0	0	0
FSU - 11/25	0	0	0.0	0	0
2016	9	161	18	1	32
2017	0	0	0	0	0
Career	9	161	18	1	32

#24 - MARK THOMPSON - RB

OPPONENT	No	Yds	Avg	TD	Lg
U.Mich - 9/2	0	0	0.0	0	0
Tenn - 9/16	1	4	4.0	0	4
at UK - 9/23	1	10	10.0	0	10
Vandy - 9/30	0	0	0.0	0	0
LSU - 10/7	0	0	0.0	0	0
TAMU - 10/14	0	0	0.0	0	0
UGA - 10/28	0	0	0.0	0	0
at Mizzou - 11/4	0	0	0.0	0	0
at USC - 11/11	0	0	0.0	0	0
UAB - 11/18	0	0	0.0	0	0
FSU - 11/25	0	0	0.0	0	0
2016	4	105	26	1	85
2017	2	14	7	0	10
Career	6	119	20	1	85

#25 - JORDAN SCARLETT - RB

OPPONENT	No	Yds	Avg	TD	Lg
U.Mich - 9/2	0	0	0.0	0	0
Tenn - 9/16	0	0	0.0	0	0
at UK - 9/23	0	0	0.0	0	0
Vandy - 9/30	0	0	0.0	0	0
LSU - 10/7	0	0	0.0	0	0
TAMU - 10/14	0	0	0.0	0	0
UGA - 10/28	0	0	0.0	0	0
at Mizzou - 11/4	0	0	0.0	0	0
at USC - 11/11	0	0	0.0	0	0
UAB - 11/18	0	0	0.0	0	0
FSU - 11/25	0	0	0.0	0	0
2015	1	1	1	0	1
2016	4	23	6	0	13
2017	0	0	0	0	0
Career	5	24	5	0	13

GAME-BY-GAME RECEIVING STATS

#30 - DeANDRE GOOLSBY - TE

OPPONENT	No	Yds	Avg	TD	Lg
U.Mich - 9/2	0	0	0.0	0	0
Tenn - 9/16	0	0	0.0	0	0
at UK - 9/23	2	18	9.0	0	11
Vandy - 9/30	0	0	0.0	0	0
LSU - 10/7	0	0	0.0	0	0
TAMU - 10/14	0	0	0.0	0	0
UGA - 10/28	0	0	0.0	0	0
at Mizzou - 11/4	0	0	0.0	0	0
at USC - 11/11	0	0	0.0	0	0
UAB - 11/18	0	0	0.0	0	0
FSU - 11/25	0	0	0.0	0	0
2015	17	277	16	1	34
2016	38	342	9	3	32
2017	2	18	9	0	11
Career	57	637	11	4	34

#80 - C'YONTAI LEWIS - TE

OPPONENT	No	Yds	Avg	TD	Lg
U.Mich - 9/2	2	17	8.5	0	14
Tenn - 9/16	1	3	3.0	0	3
at UK - 9/23	0	0	0.0	0	0
Vandy - 9/30	0	0	0.0	0	0
LSU - 10/7	0	0	0.0	0	0
TAMU - 10/14	0	0	0.0	0	0
UGA - 10/28	0	0	0.0	0	0
at Mizzou - 11/4	0	0	0.0	0	0
at USC - 11/11	0	0	0.0	0	0
UAB - 11/18	0	0	0.0	0	0
FSU - 11/25	0	0	0.0	0	0
2015	4	75	19	2	32
2016	18	184	10	2	33
2017	3	20	7	0	14
Career	25	279	11	4	33

#81 - ANTONIO CALLAWAY - WR

OPPONENT	No	Yds	Avg	TD	Lg
U.Mich - 9/2	0	0	0.0	0	0
Tenn - 9/16	0	0	0.0	0	0
at UK - 9/23	0	0	0.0	0	0
Vandy - 9/30	0	0	0.0	0	0
LSU - 10/7	0	0	0.0	0	0
TAMU - 10/14	0	0	0.0	0	0
UGA - 10/28	0	0	0.0	0	0
at Mizzou - 11/4	0	0	0.0	0	0
at USC - 11/11	0	0	0.0	0	0
UAB - 11/18	0	0	0.0	0	0
FSU - 11/25	0	0	0.0	0	0
2015	35	678	19	4	66
2016	54	721	13	3	78
2017	0	0	0	0	0
Career	89	1399	16	7	78

#82 - MORAL STEPHENS - TE

OPPONENT	No	Yds	Avg	TD	Lg
U.Mich - 9/2	0	0	0.0	0	0
Tenn - 9/16	1	10	10.0	0	10
at UK - 9/23	0	0	0.0	0	0
Vandy - 9/30	0	0	0.0	0	0
LSU - 10/7	0	0	0.0	0	0
TAMU - 10/14	0	0	0.0	0	0
UGA - 10/28	0	0	0.0	0	0
at Mizzou - 11/4	0	0	0.0	0	0
at USC - 11/11	0	0	0.0	0	0
UAB - 11/18	0	0	0.0	0	0
FSU - 11/25	0	0	0.0	0	0
2016	1	14	14	0	14
2017	1	10	10	0	10
Career	2	24	12	0	14

#89 - TYRIE CLEVELAND - WR

OPPONENT	No	Yds	Avg	TD	Lg
U.Mich - 9/2	4	56	14.0	0	31
Tenn - 9/16	5	93	18.6	1	63
at UK - 9/23	4	110	27.5	1	50
Vandy - 9/30	0	0	0.0	0	0
LSU - 10/7	0	0	0.0	0	0
TAMU - 10/14	0	0	0.0	0	0
UGA - 10/28	0	0	0.0	0	0
at Mizzou - 11/4	0	0	0.0	0	0
at USC - 11/11	0	0	0.0	0	0
UAB - 11/18	0	0	0.0	0	0
FSU - 11/25	0	0	0.0	0	0
2016	14	298	21	2	98
2017	13	259	20	2	63
Career	27	557	21	4	98

GAME-BY-GAME PASSING STATS

#8 - MALIK ZAIRE - QB

OPPONENT	Att	Comp	Yds	Pct	TD	INT	Lng	Rating
U.Mich - 9/2	17	9	106	52.9%	0	0	28	105.3
Tenn - 9/16	0	0	0	0.0%	0	0	0	0.0
at UK - 9/23	0	0	0	0.0%	0	0	0	0.0
Vandy - 9/30	0	0	0	0.0%	0	0	0	0.0
LSU - 10/7	0	0	0	0.0%	0	0	0	0.0
TAMU - 10/14	0	0	0	0.0%	0	0	0	0.0
UGA - 10/28	0	0	0	0.0%	0	0	0	0.0
at Mizzou - 11/4	0	0	0	0.0%	0	0	0	0.0
at USC - 11/11	0	0	0	0.0%	0	0	0	0.0
UAB - 11/18	0	0	0	0.0%	0	0	0	0.0
FSU - 11/25	0	0	0	0.0%	0	0	0	0.0
2017	17	9	106	52.9%	0	0	28	105.3
Career	17	9	106	52.9%	0	0	28	105.3

#13 - FELEIPE FRANKS - QB

OPPONENT	Att	Comp	Yds	Pct	TD	INT	Lng	Rating
U.Mich - 9/2	9	5	75	55.6%	0	0	34	125.6
Tenn - 9/16	28	18	212	64.3%	2	1	63	144.3
at UK - 9/23	12	7	85	58.3%	1	0	45	145.3
Vandy - 9/30	0	0	0	0.0%	0	0	0	0.0
LSU - 10/7	0	0	0	0.0%	0	0	0	0.0
TAMU - 10/14	0	0	0	0.0%	0	0	0	0.0
UGA - 10/28	0	0	0	0.0%	0	0	0	0.0
at Mizzou - 11/4	0	0	0	0.0%	0	0	0	0.0
at USC - 11/11	0	0	0	0.0%	0	0	0	0.0
UAB - 11/18	0	0	0	0.0%	0	0	0	0.0
FSU - 11/25	0	0	0	0.0%	0	0	0	0.0
2017	49	30	372	61.2%	3	1	63	141.1
Career	49	30	372	61.2%	3	1	63	141.1

#14 - LUKE DEL RIO - QB

OPPONENT	Att	Comp	Yds	Pct	TD	INT	Lng	Rating
U.Mich - 9/2	0	0	0	0.0%	0	0	0	0.0
Tenn - 9/16	0	0	0	0.0%	0	0	0	0.0
at UK - 9/23	14	9	74	64.3%	1	1	18	118.0
Vandy - 9/30	0	0	0	0.0%	0	0	0	0.0
LSU - 10/7	0	0	0	0.0%	0	0	0	0.0
TAMU - 10/14	0	0	0	0.0%	0	0	0	0.0
UGA - 10/28	0	0	0	0.0%	0	0	0	0.0
at Mizzou - 11/4	0	0	0	0.0%	0	0	0	0.0
at USC - 11/11	0	0	0	0.0%	0	0	0	0.0
UAB - 11/18	0	0	0	0.0%	0	0	0	0.0
FSU - 11/25	0	0	0	0.0%	0	0	0	0.0
2016	201	114	1358	56.7%	8	8	78	118.6
2017	14	9	74	64.3%	1	1	18	118.0
Career	215	123	1432	57.2%	9	9	78	118.6

#17 - KADARIUS TONEY - WR

OPPONENT	Att	Comp	Yds	Pct	TD	INT	Lng	Rating
U.Mich - 9/2	0	0	0	0.0%	0	0	0	0.0
Tenn - 9/16	0	0	0	0.0%	0	0	0	0.0
at UK - 9/23	1	1	50	100.0%	0	0	50	520.0
Vandy - 9/30	0	0	0	0.0%	0	0	0	0.0
LSU - 10/7	0	0	0	0.0%	0	0	0	0.0
TAMU - 10/14	0	0	0	0.0%	0	0	0	0.0
UGA - 10/28	0	0	0	0.0%	0	0	0	0.0
at Mizzou - 11/4	0	0	0	0.0%	0	0	0	0.0
at USC - 11/11	0	0	0	0.0%	0	0	0	0.0
UAB - 11/18	0	0	0	0.0%	0	0	0	0.0
FSU - 11/25	0	0	0	0.0%	0	0	0	0.0
2017	1	1	50	100.0%	0	0	50	520.0
Career	1	1	50	100.0%	0	0	50	520.0

#9 - DRE MASSEY - WR

OPPONENT	No	Yds	Avg	TD	Lg
U.Mich - 9/2	1	15	15.0	0	15
Tenn - 9/16	0	0	0.0	0	0
at UK - 9/23	1	20	20.0	0	20
Vandy - 9/30	0	0	0.0	0	0
LSU - 10/7	0	0	0.0	0	0
TAMU - 10/14	0	0	0.0	0	0
UGA - 10/28	0	0	0.0	0	0
at Mizzou - 11/4	0	0	0.0	0	0
at USC - 11/11	0	0	0.0	0	0
UAB - 11/18	0	0	0.0	0	0
FSU - 11/25	0	0	0.0	0	0
2016	1	21	21.0	0	21
2017	2	35	17.5	0	20
Career	3	56	18.7	0	21

#17 - KADARIUS TONEY - WR

OPPONENT	No	Yds	Avg	TD	Lg
U.Mich - 9/2	1	15	15.0	0	15
Tenn - 9/16	0	0	0.0	0	0
at UK - 9/23	0	0	0.0	0	0
Vandy - 9/30	0	0	0.0	0	0
LSU - 10/7	0	0	0.0	0	0
TAMU - 10/14	0	0	0.0	0	0
UGA - 10/28	0	0	0.0	0	0
at Mizzou - 11/4	0	0	0.0	0	0
at USC - 11/11	0	0	0.0	0	0
UAB - 11/18	0	0	0.0	0	0
FSU - 11/25	0	0	0.0	0	0
2017	1	15	15.0	0	15
Career	1	15	15.0	0	15

#89 - TYRIE CLEVELAND - WR

OPPONENT	No	Yds	Avg	TD	Lg
U.Mich - 9/2	2	41	20.5	0	26
Tenn - 9/16	2	63	31.5	0	46
at UK - 9/23	1	14	14.0	0	14
Vandy - 9/30	0	0	0.0	0	0
LSU - 10/7	0	0	0.0	0	0
TAMU - 10/14	0	0	0.0	0	0
UGA - 10/28	0	0	0.0	0	0
at Mizzou - 11/4	0	0	0.0	0	0
at USC - 11/11	0	0	0.0	0	0
UAB - 11/18	0	0	0.0	0	0
FSU - 11/25	0	0	0.0	0	0
2017	5	118	23.6	0	46
Career	5	118	23.6	0	46

a

b

c

GAME-BY-GAME PUNT RETURN STATS

#4 - BRANDON POWELL - WR

OPPONENT	No	Yds	Avg	TD	Lg
U.Mich - 9/2	0	0	0.0	0	0
Tenn - 9/16	2	14	7.0	0	7
at UK - 9/23	1	5	5.0	0	5
Vandy - 9/30	0	0	0.0	0	0
LSU - 10/7	0	0	0.0	0	0
TAMU - 10/14	0	0	0.0	0	0
UGA - 10/28	0	0	0.0	0	0
at Mizzou - 11/4	0	0	0.0	0	0
at USC - 11/11	0	0	0.0	0	0
UAB - 11/18	0	0	0.0	0	0
FSU - 11/25	0	0	0.0	0	0
2015	1	0	0.0	0	0
2016	5	23	4.6	0	7
2017	3	19	6.3	0	7
Career	9	42	4.7	0	7

#16 - FREDDIE SWAIN - WR

OPPONENT	No	Yds	Avg	TD	Lg
U.Mich - 9/2	0	0	0.0	0	0
Tenn - 9/16	0	0	0.0	0	0
at UK - 9/23	0	0	0.0	0	0
Vandy - 9/30	0	0	0.0	0	0
LSU - 10/7	0	0	0.0	0	0
TAMU - 10/14	0	0	0.0	0	0
UGA - 10/28	0	0	0.0	0	0
at Mizzou - 11/4	0	0	0.0	0	0
at USC - 11/11	0	0	0.0	0	0
UAB - 11/18	0	0	0.0	0	0
FSU - 11/25	0	0	0.0	0	0
2016	1	1	1.0	0	1
2017	0	0	0.0	0	0
Career	1	1	1.0	0	1

#81 - ANTONIO CALLAWAY - WR

OPPONENT	No	Yds	Avg	TD	Lg
U.Mich - 9/2	0	0	0.0	0	0
Tenn - 9/16	0	0	0.0	0	0
at UK - 9/23	0	0	0.0	0	0
Vandy - 9/30	0	0	0.0	0	0
LSU - 10/7	0	0	0.0	0	0
TAMU - 10/14	0	0	0.0	0	0
UGA - 10/28	0	0	0.0	0	0
at Mizzou - 11/4	0	0	0.0	0	0
at USC - 11/11	0	0	0.0	0	0
UAB - 11/18	0	0	0.0	0	0
FSU - 11/25	0	0	0.0	0	0
2015	28	435	15.5	2	85
2016	26	218	8.4	0	39
2017	0	0	0.0	0	0
Career	54	653	12.1	2	85

GAME-BY-GAME PUNTING STATS

#19 - JOHNNY TOWNSEND - P							
OPPONENT	No	Yds	Avg	TB	I20	LG	BL
U.Mich - 9/2	6	328	54.7	1	1	59	0
Tenn - 9/16	5	224	44.8	0	2	59	0
at UK - 9/23	5	261	52.2	0	1	61	0
Vandy - 9/30	0	0	0.0	0	0	0	0
LSU - 10/7	0	0	0.0	0	0	0	0
TAMU - 10/14	0	0	0.0	0	0	0	0
UGA - 10/28	0	0	0.0	0	0	0	0
at Mizzou - 11/4	0	0	0.0	0	0	0	0
at USC - 11/11	0	0	0.0	0	0	0	0
UAB - 11/18	0	0	0.0	0	0	0	0
FSU - 11/25	0	0	0.0	0	0	0	0
2013	29	1,217	42.0	5	6	61	0
2014	0	0	0.0	0	0	0	0
2015	83	3,765	45.4	5	30	61	0
2016	64	3,065	47.9	7	27	62	1
2017	16	813	50.8	1	4	61	0
Career	192	8,860	46.1	18	30		

GAME-BY-GAME KICKING STATS

#15 - EDDY PINEIRO - K														
OPPONENT	Extra Points			Field Goals				Total		Kickoffs				
	M	A	Pct	M	A	Pct	Lg	Pts		No	Yds	Avg	TB	OB
U.Mich - 9/2	2	2	1.000	1	2	0.500	46	5		4	260	65.0	4	0
Tenn - 9/16	2	2	1.000	2	2	1.000	41	8		5	325	65.0	5	0
at UK - 9/23	4	4	1.000	0	0	0.000	0	4		5	314	62.8	4	1
Vandy - 9/30	0	0	0.000	0	0	0.000	0	0		0	0	0.0	0	0
LSU - 10/7	0	0	0.000	0	0	0.000	0	0		0	0	0.0	0	0
TAMU - 10/14	0	0	0.000	0	0	0.000	0	0		0	0	0.0	0	0
UGA - 10/28	0	0	0.000	0	0	0.000	0	0		0	0	0.0	0	0
at Mizzou - 11/4	0	0	0.000	0	0	0.000	0	0		0	0	0.0	0	0
at USC - 11/11	0	0	0.000	0	0	0.000	0	0		0	0	0.0	0	0
UAB - 11/18	0	0	0.000	0	0	0.000	0	0		0	0	0.0	0	0
FSU - 11/25	0	0	0.000	0	0	0.000	0	0		0	0	0.0	0	0
2016	32	32	1.0	21	25	0.84	54	95		66	4276	64.8	48	3
2017	8	8	1.0	3	4	0.75	46	17		14	899	64.2	13	1

#2 • BRAD STEWART - DB

OPP.	U	A	T	TFL	SK	INT	PB	FR	FF
U.Mich - 9/2	0	0	0	0.0	0.0	0	0	0	0
Tenn - 9/16	0	0	0	0.0	0.0	0	0	0	0
at UK - 9/23	1	0	1	0.0	0.0	0	0	0	0
Vandy - 9/30	0	0	0	0.0	0.0	0	0	0	0
LSU - 10/7	0	0	0	0.0	0.0	0	0	0	0
TAMU - 10/14	0	0	0	0.0	0.0	0	0	0	0
UGA - 10/28	0	0	0	0.0	0.0	0	0	0	0
at Mizzou - 11/4	0	0	0	0.0	0.0	0	0	0	0
at USC - 11/11	0	0	0	0.0	0.0	0	0	0	0
UAB - 11/18	0	0	0	0.0	0.0	0	0	0	0
FSU - 11/25	0	0	0	0.0	0.0	0	0	0	0
2017	1	0	1	0.0	0.0	0	0	0	0
Career	1	0	1	0.0	0.0	0	0	0	0

#3 • MARCO WILSON - DB

OPP.	U	A	T	TFL	SK	INT	PB	FR	FF
U.Mich - 9/2	3	0	3	0.0	0.0	0	0	0	0
Tenn - 9/16	4	3	7	0.0	0.0	0	3	0	0
at UK - 9/23	0	0	0	0.0	0.0	0	1	0	0
Vandy - 9/30	0	0	0	0.0	0.0	0	0	0	0
LSU - 10/7	0	0	0	0.0	0.0	0	0	0	0
TAMU - 10/14	0	0	0	0.0	0.0	0	0	0	0
UGA - 10/28	0	0	0	0.0	0.0	0	0	0	0
at Mizzou - 11/4	0	0	0	0.0	0.0	0	0	0	0
at USC - 11/11	0	0	0	0.0	0.0	0	0	0	0
UAB - 11/18	0	0	0	0.0	0.0	0	0	0	0
FSU - 11/25	0	0	0	0.0	0.0	0	0	0	0
2017	7	3	10	0.0	0.0	0	4	0	0
Career	7	3	10	0.0	0.0	0	4	0	0

#5 • CJ HENDERSON - DB

OPP.	U	A	T	TFL	SK	INT	PB	FR	FF
U.Mich - 9/2	2	0	2	0.0	0.0	1	0	0	0
Tenn - 9/16	3	2	5	0.0	0.0	1	0	0	0
at UK - 9/23	2	2	4	0.0	0.0	0	1	0	0
Vandy - 9/30	0	0	0	0.0	0.0	0	0	0	0
LSU - 10/7	0	0	0	0.0	0.0	0	0	0	0
TAMU - 10/14	0	0	0	0.0	0.0	0	0	0	0
UGA - 10/28	0	0	0	0.0	0.0	0	0	0	0
at Mizzou - 11/4	0	0	0	0.0	0.0	0	0	0	0
at USC - 11/11	0	0	0	0.0	0.0	0	0	0	0
UAB - 11/18	0	0	0	0.0	0.0	0	0	0	0
FSU - 11/25	0	0	0	0.0	0.0	0	0	0	0
2017	7	4	11	0.0	0.0	2	1	0	0
Career	7	4	11	0.0	0.0	2	1	0	0

#7 • DUKE DAWSON - DB

OPP.	U	A	T	TFL	SK	INT	PB	FR	FF
U.Mich - 9/2	3	0	3	0.0	0.0	1	0	0	0
Tenn - 9/16	4	2	6	1.0	0.0	1	2	0	0
at UK - 9/23	0	1	1	0.0	0.0	0	1	0	0
Vandy - 9/30	0	0	0	0.0	0.0	0	0	0	0
LSU - 10/7	0	0	0	0.0	0.0	0	0	0	0
TAMU - 10/14	0	0	0	0.0	0.0	0	0	0	0
UGA - 10/28	0	0	0	0.0	0.0	0	0	0	0
at Mizzou - 11/4	0	0	0	0.0	0.0	0	0	0	0
at USC - 11/11	0	0	0	0.0	0.0	0	0	0	0
UAB - 11/18	0	0	0	0.0	0.0	0	0	0	0
FSU - 11/25	0	0	0	0.0	0.0	0	0	0	0
2014	10	4	14	0.0	0.0	0	0	0	0
2015	5	5	10	0.0	0.0	0	0	0	0
2016	18	6	24	0	0.0	0.0	0	0	0
2017	7	3	10	1	0.0	2.0	3	0	0
Career	40	18	58	1	0.0	2.0	3	0	0

#8 • NICK WASHINGTON - DB

OPP.	U	A	T	TFL	SK	INT	PB	FR	FF
U.Mich - 9/2	7	2	9	0.0	0.0	0	0	0	0
Tenn - 9/16	1	3	4	0.0	0.0	0	0	0	0
at UK - 9/23	3	3	6	0.0	0.0	0	0	0	0
Vandy - 9/30	0	0	0	0.0	0.0	0	0	0	0
LSU - 10/7	0	0	0	0.0	0.0	0	0	0	0
TAMU - 10/14	0	0	0	0.0	0.0	0	0	0	0
UGA - 10/28	0	0	0	0.0	0.0	0	0	0	0
at Mizzou - 11/4	0	0	0	0.0	0.0	0	0	0	0
at USC - 11/11	0	0	0	0.0	0.0	0	0	0	0
UAB - 11/18	0	0	0	0.0	0.0	0	0	0	0
FSU - 11/25	0	0	0	0.0	0.0	0	0	0	0
2014	2	3	5	0.0	0.0	0	0	0	0
2015	11	17	28	0.0	0.0	0	0	0	0
2016	22	23	45	0	0.0	0.0	0	0	0
2017	11	8	19	0	0.0	0.0	0	0	0
Career	46	51	97	0	0.0	0.0	0	0	0

#11 • VOSEAN JOSEPH - LB

OPP.	U	A	T	TFL	SK	INT	PB	FR	FF
U.Mich - 9/2	1	0	1	0.0	0.0	0	0	0	0
Tenn - 9/16	1	5	6	0.0	0.0	0	0	0	0
at UK - 9/23	2	1	3	0.0	0.0	0	0	0	0
Vandy - 9/30	0	0	0	0.0	0.0	0	0	0	0
LSU - 10/7	0	0	0	0.0	0.0	0	0	0	0
TAMU - 10/14	0	0	0	0.0	0.0	0	0	0	0
UGA - 10/28	0	0	0	0.0	0.0	0	0	0	0
at Mizzou - 11/4	0	0	0	0.0	0.0	0	0	0	0
at USC - 11/11	0	0	0	0.0	0.0	0	0	0	0
UAB - 11/18	0	0	0	0.0	0.0	0	0	0	0
FSU - 11/25	0	0	0	0.0	0.0	0	0	0	0
2016	7	6	13	0.0	0.0	0	0	0	0
2017	4	6	10	0.0	0.0	0	0	0	0
Career	11	12	23	0	0.0	0.0	0	0	0

#13 • DONOVAN STINER - DB

OPP.	U	A	T	TFL	SK	INT	PB	FR	FF
U.Mich - 9/2	1	0	1	0.0	0.0	0	0	0	0
Tenn - 9/16	0	0	0	0.0	0.0	0	0	0	0
at UK - 9/23	0	0	0	0.0	0.0	0	0	0	0
Vandy - 9/30	0	0	0	0.0	0.0	0	0	0	0
LSU - 10/7	0	0	0	0.0	0.0	0	0	0	0
TAMU - 10/14	0	0	0	0.0	0.0	0	0	0	0
UGA - 10/28	0	0	0	0.0	0.0	0	0	0	0
at Mizzou - 11/4	0	0	0	0.0	0.0	0	0	0	0
at USC - 11/11	0	0	0	0.0	0.0	0	0	0	0
UAB - 11/18	0	0	0	0.0	0.0	0	0	0	0
FSU - 11/25	0	0	0	0.0	0.0	0	0	0	0
2017	1	0	1	0.0	0.0	0	0	0	0
Career	1	0	1	0.0	0.0	0	0	0	0

#17 • JORDAN SHERIT - RUSH

OPP.	U	A	T	TFL	SK	INT	PB	FR	FF
U.Mich - 9/2	5	0	5	2.0	2.0	0	0	0	0
Tenn - 9/16	0	3	3	0.5	0.0	0	0	0	0
at UK - 9/23	0	3	3	0.0	0.0	0	0	0	0
Vandy - 9/30	0	0	0	0.0	0.0	0	0	0	0
LSU - 10/7	0	0	0	0.0	0.0	0	0	0	0
TAMU - 10/14	0	0	0	0.0	0.0	0	0	0	0
UGA - 10/28	0	0	0	0.0	0.0	0	0	0	0
at Mizzou - 11/4	0	0	0	0.0	0.0	0	0	0	0
at USC - 11/11	0	0	0	0.0	0.0	0	0	0	0
UAB - 11/18	0	0	0	0.0	0.0	0	0	0	0
FSU - 11/25	0	0	0	0.0	0.0	0	0	0	0
2014	0	3	3	0.0	0.0	0	0	0	0
2015	14	11	25	2.3	2.3	1.5	2	1.5	2
2016	16	22	38	5.25	5.3	3.5	3.5	3.5	3.5
2017	5	6	11	2.5	2.0	0.0	0	0	0
Career	35	42	77	10	9.5	5.0	5	5	5

#23 • CHAUNCEY GARDNER - DB

OPP.	U	A	T	TFL	SK	INT	PB	FR	FF
U.Mich - 9/2	5	1	6	2.0	0.0	0	0	0	0
Tenn - 9/16	2	2	4	0.0	0.0	0	1	0	0
at UK - 9/23	1	3	4	0.0	0.0	0	0	0	0
Vandy - 9/30	0	0	0	0.0	0.0	0	0	0	0
LSU - 10/7	0	0	0	0.0	0.0	0	0	0	0
TAMU - 10/14	0	0	0	0.0	0.0	0	0	0	0
UGA - 10/28	0	0	0	0.0	0.0	0	0	0	0
at Mizzou - 11/4	0	0	0	0.0	0.0	0	0	0	0
at USC - 11/11	0	0	0	0.0	0.0	0	0	0	0
UAB - 11/18	0	0	0	0.0	0.0	0	0	0	0
FSU - 11/25	0	0	0	0.0	0.0	0	0	0	0
2016	21	11	32	0.0	0.0	0	0	0	0
2017	8	6	14	2.0	0.0	0	1	0	0
Career	29	17	46	2	0.0	0.0	1	0	0

#26 • MARCELL HARRIS - DB

OPP.	U	A	T	TFL	SK	INT	PB	FR	FF
U.Mich - 9/2	0	0	0	0.0	0.0	0	0	0	0
Tenn - 9/16	0	0	0	0.0	0.0	0	0	0	0
at UK - 9/23	0	0	0	0.0	0.0	0	0	0	0
Vandy - 9/30	0	0	0	0.0	0.0	0	0	0	0
LSU - 10/7	0	0	0	0.0	0.0	0	0	0	0
TAMU - 10/14	0	0	0	0.0	0.0	0	0	0	0
UGA - 10/28	0	0	0	0.0	0.0	0	0	0	0
at Mizzou - 11/4	0	0	0	0.0	0.0	0	0	0	0
at USC - 11/11	0	0	0	0.0	0.0	0	0	0	0
UAB - 11/18	0	0	0	0.0	0.0	0	0	0	0
FSU - 11/25	0	0	0	0.0	0.0	0	0	0	0
2014	4	3	7	0.0	0.0	0	0	0	0
2015	11	11	22	0.0	0.0	0	0	0	0
2016	43	30	73	1.5	1.5	1.0	1	1	1
2017	0	0	0	0.0	0.0	0.0	0	0	0
Career	58	44	102	1.5	1.5	1.0	1	1	1

GAME-BY-GAME DEFENSIVE STATS

#31 - SHAWN DAVIS - DB

OPP.	U	A	T	TFL	SK	INT	PB	FR	FF
U.Mich - 9/2	2	1	3	0.0	0.0	0	0	0	0
NCU - 9/9	0	0	0	0.0	0.0	0	0	0	0
Tenn - 9/16	0	0	0	0.0	0.0	0	0	0	0
at UK - 9/23	0	0	0	0.0	0.0	0	0	0	0
Vandy - 9/30	0	0	0	0.0	0.0	0	0	0	0
LSU - 10/7	0	0	0	0.0	0.0	0	0	0	0
TAMU - 10/14	0	0	0	0.0	0.0	0	0	0	0
UGA - 10/28	0	0	0	0.0	0.0	0	0	0	0
at Mizzou - 11/4	0	0	0	0.0	0.0	0	0	0	0
at USC - 11/11	0	0	0	0.0	0.0	0	0	0	0
UAB - 11/18	0	0	0	0.0	0.0	0	0	0	0
FSU - 11/25	0	0	0	0.0	0.0	0	0	0	0
2017	2	1	3	0.0	0.0	0	0	0	0
Career	2	1	3	0.0	0.0	4	0	0	0

#33 - DAVID REESE - LB

OPP.	U	A	T	TFL	SK	INT	PB	FR	FF
U.Mich - 9/2	6	5	11	1.0	0.0	0	0	0	0
NCU - 9/9	0	0	0	0.0	0.0	0	0	0	0
Tenn - 9/16	0	0	0	0.0	0.0	0	0	0	0
at UK - 9/23	0	0	0	0.0	0.0	0	0	0	0
Vandy - 9/30	0	0	0	0.0	0.0	0	0	0	0
LSU - 10/7	0	0	0	0.0	0.0	0	0	0	0
TAMU - 10/14	0	0	0	0.0	0.0	0	0	0	0
UGA - 10/28	0	0	0	0.0	0.0	0	0	0	0
at Mizzou - 11/4	0	0	0	0.0	0.0	0	0	0	0
at USC - 11/11	0	0	0	0.0	0.0	0	0	0	0
UAB - 11/18	0	0	0	0.0	0.0	0	0	0	0
FSU - 11/25	0	0	0	0.0	0.0	0	0	0	0
2016	14	35	49	0.0	0.0	0	0	0	0
2017	6	5	11	1.0	0.0	0	0	0	0
Career	20	40	60	1	0.0	0.0	0	0	0

#35 - JOSEPH PUTU - DB

OPP.	U	A	T	TFL	SK	INT	PB	FR	FF
U.Mich - 9/2	0	0	0	0.0	0.0	0	0	0	0
NCU - 9/9	0	0	0	0.0	0.0	0	0	0	0
Tenn - 9/16	0	0	0	0.0	0.0	0	0	0	0
at UK - 9/23	0	0	0	0.0	0.0	0	0	0	0
Vandy - 9/30	0	0	0	0.0	0.0	0	0	0	0
LSU - 10/7	0	0	0	0.0	0.0	0	0	0	0
TAMU - 10/14	0	0	0	0.0	0.0	0	0	0	0
UGA - 10/28	0	0	0	0.0	0.0	0	0	0	0
at Mizzou - 11/4	0	0	0	0.0	0.0	0	0	0	0
at USC - 11/11	0	0	0	0.0	0.0	0	0	0	0
UAB - 11/18	0	0	0	0.0	0.0	0	0	0	0
FSU - 11/25	0	0	0	0.0	0.0	0	0	0	0
2016	1	3	4	0.0	0.0	0	0	0	0
2017	0	0	0	0.0	0.0	0	0	0	0
Career	1	3	4	0	0.0	0.0	0	0	0

#36 - EDDIE GILES - DB

OPP.	U	A	T	TFL	SK	INT	PB	FR	FF
U.Mich - 9/2	0	0	0	0.0	0.0	0	0	0	0
NCU - 9/9	0	0	0	0.0	0.0	0	0	0	0
Tenn - 9/16	0	0	0	0.0	0.0	0	0	0	0
at UK - 9/23	0	0	0	0.0	0.0	0	0	0	0
Vandy - 9/30	0	0	0	0.0	0.0	0	0	0	0
LSU - 10/7	0	0	0	0.0	0.0	0	0	0	0
TAMU - 10/14	0	0	0	0.0	0.0	0	0	0	0
UGA - 10/28	0	0	0	0.0	0.0	0	0	0	0
at Mizzou - 11/4	0	0	0	0.0	0.0	0	0	0	0
at USC - 11/11	0	0	0	0.0	0.0	0	0	0	0
UAB - 11/18	0	0	0	0.0	0.0	0	0	0	0
FSU - 11/25	0	0	0	0.0	0.0	0	0	0	0
2016	0	0	0	0.0	0.0	0	0	0	0
2017	0	0	0	0.0	0.0	0	0	0	0
Career	0	0	0	0	0.0	0.0	0	0	0

#44 - RAYSHAD JACKSON - LB

OPP.	U	A	T	TFL	SK	INT	PB	FR	FF
U.Mich - 9/2	0	0	0	0.0	0.0	0	0	0	0
NCU - 9/9	0	0	0	0.0	0.0	0	0	0	0
Tenn - 9/16	0	0	0	0.0	0.0	0	0	0	0
at UK - 9/23	0	0	0	0.0	0.0	0	0	0	0
Vandy - 9/30	0	0	0	0.0	0.0	0	0	0	0
LSU - 10/7	0	0	0	0.0	0.0	0	0	0	0
TAMU - 10/14	0	0	0	0.0	0.0	0	0	0	0
UGA - 10/28	0	0	0	0.0	0.0	0	0	0	0
at Mizzou - 11/4	0	0	0	0.0	0.0	0	0	0	0
at USC - 11/11	0	0	0	0.0	0.0	0	0	0	0
UAB - 11/18	0	0	0	0.0	0.0	0	0	0	0
FSU - 11/25	0	0	0	0.0	0.0	0	0	0	0
2016	1	1	2	0.0	0.0	0	0	0	0
2017	0	0	0	0.0	0.0	0	0	0	0
Career	1	1	2	0	0.0	0.0	0	0	0

#50 - JEREMIAH MOON - LB

OPP.	U	A	T	TFL	SK	INT	PB	FR	FF
U.Mich - 9/2	2	1	3	0.0	0.0	0	0	0	0
NCU - 9/9	0	0	0	0.0	0.0	0	0	0	0
Tenn - 9/16	0	0	0	0.0	0.0	0	0	0	0
at UK - 9/23	0	0	0	0.0	0.0	0	0	0	0
Vandy - 9/30	0	0	0	0.0	0.0	0	0	0	0
LSU - 10/7	0	0	0	0.0	0.0	0	0	0	0
TAMU - 10/14	0	0	0	0.0	0.0	0	0	0	0
UGA - 10/28	0	0	0	0.0	0.0	0	0	0	0
at Mizzou - 11/4	0	0	0	0.0	0.0	0	0	0	0
at USC - 11/11	0	0	0	0.0	0.0	0	0	0	0
UAB - 11/18	0	0	0	0.0	0.0	0	0	0	0
FSU - 11/25	0	0	0	0.0	0.0	0	0	0	0
2016	0	3	3	0.0	0.0	0	0	0	0
2017	2	1	3	0.0	0.0	0	0	0	0
Career	2	4	6	0	0.0	0.0	0	0	0

#54 - KHAIRI CLARK - DL

OPP.	U	A	T	TFL	SK	INT	PB	FR	FF
U.Mich - 9/2	0	0	0	0.0	0.0	0	0	0	0
NCU - 9/9	0	0	0	0.0	0.0	0	0	0	0
Tenn - 9/16	0	0	0	0.0	0.0	0	0	0	0
at UK - 9/23	0	0	0	0.0	0.0	0	0	0	0
Vandy - 9/30	0	0	0	0.0	0.0	0	0	0	0
LSU - 10/7	0	0	0	0.0	0.0	0	0	0	0
TAMU - 10/14	0	0	0	0.0	0.0	0	0	0	0
UGA - 10/28	0	0	0	0.0	0.0	0	0	0	0
at Mizzou - 11/4	0	0	0	0.0	0.0	0	0	0	0
at USC - 11/11	0	0	0	0.0	0.0	0	0	0	0
UAB - 11/18	0	0	0	0.0	0.0	0	0	0	0
FSU - 11/25	0	0	0	0.0	0.0	0	0	0	0
2015	4	12	16	1.5	1.5	1	1	1	1
2016	4	12	16	1.5	1.5	1	1	1	1
2017	0	0	0	0	0.0	0.0	0	0	0
Career	8	24	32	3	3.0	2.0	2	2	2

#55 - KYREE CAMPBELL - DL

OPP.	U	A	T	TFL	SK	INT	PB	FR	FF
U.Mich - 9/2	1	1	2	0.5	0.0	0	0	0	0
NCU - 9/9	0	0	0	0.0	0.0	0	0	0	0
Tenn - 9/16	0	0	0	0.0	0.0	0	0	0	0
at UK - 9/23	0	0	0	0.0	0.0	0	0	0	0
Vandy - 9/30	0	0	0	0.0	0.0	0	0	0	0
LSU - 10/7	0	0	0	0.0	0.0	0	0	0	0
TAMU - 10/14	0	0	0	0.0	0.0	0	0	0	0
UGA - 10/28	0	0	0	0.0	0.0	0	0	0	0
at Mizzou - 11/4	0	0	0	0.0	0.0	0	0	0	0
at USC - 11/11	0	0	0	0.0	0.0	0	0	0	0
UAB - 11/18	0	0	0	0.0	0.0	0	0	0	0
FSU - 11/25	0	0	0	0.0	0.0	0	0	0	0
2017	1	1	2	0.5	0.0	0	0	0	0
Career	1	1	2	0.5	0.0	0	0	0	0

#56 - TEDARRELL SLATON - DL

OPP.	U	A	T	TFL	SK	INT	PB	FR	FF
U.Mich - 9/2	1	0	1	0.0	0.0	0	0	0	0
NCU - 9/9	0	0	0	0.0	0.0	0	0	0	0
Tenn - 9/16	0	0	0	0.0	0.0	0	0	0	0
at UK - 9/23	0	0	0	0.0	0.0	0	0	0	0
Vandy - 9/30	0	0	0	0.0	0.0	0	0	0	0
LSU - 10/7	0	0	0	0.0	0.0	0	0	0	0
TAMU - 10/14	0	0	0	0.0	0.0	0	0	0	0
UGA - 10/28	0	0	0	0.0	0.0	0	0	0	0
at Mizzou - 11/4	0	0	0	0.0	0.0	0	0	0	0
at USC - 11/11	0	0	0	0.0	0.0	0	0	0	0
UAB - 11/18	0	0	0	0.0	0.0	0	0	0	0
FSU - 11/25	0	0	0	0.0	0.0	0	0	0	0
2017	1	0	1	0.0	0.0	0	0	0	0
Career	1	0	1	0.0	0.0	0	0	0	0

#90 - ANTONNEOUS CLAYTON - DL

OPP.	U	A	T	TFL	SK	INT	PB	FR	FF
U.Mich - 9/2	0	0	0	0.0	0.0	0	0	0	0
NCU - 9/9	0	0	0	0.0	0.0	0	0	0	0
Tenn - 9/16	0	0	0	0.0	0.0	0	0	0	0
at UK - 9/23	0	0	0	0.0	0.0	0	0	0	0
Vandy - 9/30	0	0	0	0.0	0.0	0	0	0	0
LSU - 10/7	0	0	0	0.0	0.0	0	0	0	0
TAMU - 10/14	0	0	0	0.0	0.0	0	0	0	0
UGA - 10/28	0	0	0	0.0	0.0	0	0	0	0
at Mizzou - 11/4	0	0	0	0.0	0.0	0	0	0	0
at USC - 11/11	0	0	0	0.0	0.0	0	0	0	0
UAB - 11/18	0	0	0	0.0	0.0	0	0	0	0
FSU - 11/25	0	0	0	0.0	0.0	0	0	0	0
2016	0	3	3	0.0	0.0	0	0	0	0
2017	0	0	0	0.0	0.0	0	0	0	0
Career	0	3	3	0	0.0	0.0	0	0	0

#96 · CECE JEFFERSON · DL									
OPP.	U	A	T	TFL	SK	INT	PB	FR	FF
U.Mich - 9/2	2	2	4	2.5	1.0	0	0	0	0
NCU - 9/9	0	0	0	0.0	0.0	0	0	0	0
Tenn - 9/16	0	0	0	0.0	0.0	0	0	0	0
at UK - 9/23	0	0	0	0.0	0.0	0	0	0	0
Vandy - 9/30	0	0	0	0.0	0.0	0	0	0	0
LSU - 10/7	0	0	0	0.0	0.0	0	0	0	0
TAMU - 10/14	0	0	0	0.0	0.0	0	0	0	0
UGA - 10/28	0	0	0	0.0	0.0	0	0	0	0
at Mizzou - 11/4	0	0	0	0.0	0.0	0	0	0	0
at USC - 11/11	0	0	0	0.0	0.0	0	0	0	0
UAB - 11/18	0	0	0	0.0	0.0	0	0	0	0
FSU - 11/25	0	0	0	0.0	0.0	0	0	0	0
2015	18	11	29	5.3	5.3	3.5	3.5	3.5	3.5
2016	15	15	30	2.3	2.3	1.5	2	1.5	2
2017	2	2	4	2.5	1.0	0.0	0	0	0
Career	35	28	63	10	8.5	5.0	5	5	5

#98 · LUKE ANCRUM · DL									
OPP.	U	A	T	TFL	SK	INT	PB	FR	FF
U.Mich - 9/2	0	0	0	0.0	0.0	0	0	0	0
NCU - 9/9	0	0	0	0.0	0.0	0	0	0	0
Tenn - 9/16	0	0	0	0.0	0.0	0	0	0	0
at UK - 9/23	0	0	0	0.0	0.0	0	0	0	0
Vandy - 9/30	0	0	0	0.0	0.0	0	0	0	0
LSU - 10/7	0	0	0	0.0	0.0	0	0	0	0
TAMU - 10/14	0	0	0	0.0	0.0	0	0	0	0
UGA - 10/28	0	0	0	0.0	0.0	0	0	0	0
at Mizzou - 11/4	0	0	0	0.0	0.0	0	0	0	0
at USC - 11/11	0	0	0	0.0	0.0	0	0	0	0
UAB - 11/18	0	0	0	0.0	0.0	0	0	0	0
FSU - 11/25	0	0	0	0.0	0.0	0	0	0	0
2016	0	3	3	0.0	0.0	0	0	0	0
2017	0	0	0	0.0	0.0	0	0	0	0
Career	0	3	3	0	0.0	0.0	0	0	0

#99 · JACHAI POLITE · DL									
OPP.	U	A	T	TFL	SK	INT	PB	FR	FF
U.Mich - 9/2	5	1	6	2.0	1.0	0	0	0	0
NCU - 9/9	0	0	0	0.0	0.0	0	0	0	0
Tenn - 9/16	0	0	0	0.0	0.0	0	0	0	0
at UK - 9/23	0	0	0	0.0	0.0	0	0	0	0
Vandy - 9/30	0	0	0	0.0	0.0	0	0	0	0
LSU - 10/7	0	0	0	0.0	0.0	0	0	0	0
TAMU - 10/14	0	0	0	0.0	0.0	0	0	0	0
UGA - 10/28	0	0	0	0.0	0.0	0	0	0	0
at Mizzou - 11/4	0	0	0	0.0	0.0	0	0	0	0
at USC - 11/11	0	0	0	0.0	0.0	0	0	0	0
UAB - 11/18	0	0	0	0.0	0.0	0	0	0	0
FSU - 11/25	0	0	0	0.0	0.0	0	0	0	0
2016	6	5	11	3.0	3.0	2	2	2	2
2017	5	1	6	2.0	1.0	0	0	0	0
Career	11	6	17	5	4.0	2.0	2	2	2

Red Zone defensive plays include any tackles, assisted tackles, QB hurries, pass breakups, interceptions, fumble recoveries and forced fumbles on plays that were in the red zone.

SPECIAL TEAMS TACKLES

Player	UA	A	TT
Jeremiah Moon	2	0	2
Taven Bryan	1	0	1
Ryan Farr	1	0	1
CJ Henderson	1	0	1
Adarius Lemons	0	1	1
Joseph Putu	0	1	1
Garrett Stephens	1	0	0
Donovan Stiner	1	0	1
Johnny Townsend	1	0	1

DRIVES

Total TD Drive Time:	0:18:40
Total Offensive TD:	6
Average TD Time:	3:06
Shortest TD Drive, Yards:	7 plays, 44 yards, vs Tennessee
Longest TD Drive, Yards:	7 plays, 80 yards, at Kentucky
Shortest TD Drive Time:	0:50, vs Tennessee
Longest TD Drive Time:	5:48, at Kentucky
Most Plays on TD Drive:	13, at Kentucky
Fewest Plays on TD Drive:	4 (two times), vs Tennessee & at Kentucky

FIELD POSITION

	Florida	Opponents
Drives Started	39	39
Avg. Starting Field Position	F40.5	O39.0
Sum of starting field position	1,578	1,521
Times Started Inside Own 20	11	6
Drives Started in Opp. Territory	1	8

WEEKLY LEADERS

FLORIDA							
Opponent	Rushes	Rush Yards	Catches	Receiving Yards	Tackles	Tackles-for-Loss	Sacks
Michigan	5, M. Thompson/F. Franks	22, F. Franks	4, T. Cleveland	71, J. Hammond	11, D. Reese	2.5, C. Jefferson	2.5, C. Jefferson
Northern Colorado	Game cancelled due to Hurricane Irma						
Tennessee	11, M. Thompson	94, M. Davis	5, T. Cleveland	93, T. Cleveland	7, D. Reese/M. Wilson	1.5, J. Zuniga	0.5, J. Zuniga/K. Campbell
Kentucky	21, M. Davis	93, M. Davis	4, K. Toney/T. Cleveland	110, T. Cleveland	8, D. Reese	2.0, J. Zuniga	1.5, C. Jefferson
Vanderbilt							
LSU							
Texas A&M							
Georgia							
Missouri							
South Carolina							
UAB							
Florida State							

OPPONENT							
Opponent	Rushes	Rush Yards	Catches	Receiving Yards	Tackles	Tackles-for-Loss	Sacks
Michigan	22, C. Evans	114, T. Isaac	4, G. Perry	83, T. Black	7, D. Bush	3, D. Bush	2, D. Bush
Northern Colorado	Game canceled due to Hurricane Irma						
Tennessee	19, J. Kelly	145, J. Kelly	6, J. Kelly	96, J. Kelly	10, R. Gaulden	1, C. Jumper/D. Taylor	1, C. Jumper/D. Taylor
Kentucky	14, B. Snell	59, B. Snell	4, G. Johnson/C. Walker	56, G. Johnson	11, M. Edwards	1, 4 players	1, J. Allen
Vanderbilt							
LSU							
Texas A&M							
Georgia							
Missouri							
South Carolina							
UAB							
Florida State							

PLAYS PER DRIVE

FLORIDA

Opponent	Off. Plays	Drives	Avg
Michigan	55	13	4.2
Northern Colorado	Game cancelled due to Hurricane Irma		
Tennessee	57	14	4.07
Kentucky	63	12	6.3
Vanderbilt			
LSU			
Texas A&M			
Georgia			
Missouri			
South Carolina			
UAB			
Florida State			
TOTALS:	175	39	5.6

OPPONENT

Opponent	Off. Plays	Drives	Avg.
Michigan	81	14	5.8
Northern Colorado	Game cancelled due to Hurricane Irma		
Tennessee	72	13	5.5
Kentucky	59	12	5.8
Vanderbilt			
LSU			
Texas A&M			
Georgia			
Missouri			
South Carolina			
UAB			
Florida State			
TOTALS:	212	39	5.9

OFFENSIVE TOUCHDOWN BREAKDOWN

YARDS	No. of TD	No. of TD Drives
1-10	1	1
11-20		
21-30		
31-40		
41-50		
51-60	2	2
61-70	1	1
71-80	2	2
81-90		
91-99		

POSS. TIME	TD Drives	Plays on TD Drive
0:01-0:30	1	4
0:31-1:00		
1:01-1:30	1	4
1:31-2:00		
2:01-3:00		
3:01-4:00	2	14
4:01-5:00	1	8
5:01-6:00	1	13
6:01-7:00		
7:01+		
OT		

TAKEAWAYS

Opponent	Takeaway	Qtr.	Yd.-Line	Result	Result of Drive
vs. Michigan	Duke Dawson INT	2	M48	Ret. 48 yards for TD	Touchdown
vs. Michigan	CJ Henderson INT	2	M41	Ret. 41 yards for TD	Touchdown
vs. Tennessee	Davis Reese INT	1	F30	Ret. 4 yards	Punt
vs. Tennessee	Duke Dawson INT	3	F1	Ret. 0 yards	Punt
vs. Tennessee	CJ Henderson INT	4	T16	Ret. 16 yards for TD	Touchdown
TOTALS:	5 Takeaways (5 INTs) - 3 Touchdowns, 21 points				

TURNOVERS

Opponent	Turnover	Qtr.	Yd.-Line	Result	Result of Drive
vs. Michigan	Ambry Thomas FR	3	F14	Ret. 2 yards to F16	Field Goal
vs. Michigan	Lawrence Marshall FR	3	F37	Ret. 0 yards to F37	Field Goal
vs. Michigan	Noah Furbush FR	4	F00	Rec. in endzone for TD	Touchdown
vs. Tennessee	Rashaam Gaulden INT	4	F40	Ret. 0 yards	Field Goal
at Kentucky	Darius West INT	3	UK25	Ret. 21 yards to UK46	Punt
TOTALS:	5 Turnovers (3 Fumbles, 2 Interceptions) - 1 touchdown, 3 field goals, 16 points				

First Half Takeaways	3
First Quarter	1
Second Quarter	2
Second Half Takeaways	2
Third Quarter	1
Fourth Quarter	1
TOTAL TAKEAWAYS	5
Interceptions	5
Fumble Recoveries	0

First Half Turnovers	0
First Quarter	0
Second Quarter	0
Second Half Turnovers	5
Third Quarter	3
Fourth Quarter	2
TOTAL TURNOVERS	5
Interceptions	2
Fumbles Lost	3

+0 TURNOVER MARGIN

RUNS 10+

(8 run for 195 yards, 24.3 avg.)

Yards	Player	Opponent
16	Feleipe Franks	Michigan
16	Malik Davis	Tennessee
21	Lamical Perine	Tennessee
72	Malik Davis	Tennessee
12	Mark Thompson	Tennessee
11	Lamical Perine	Kentucky
11	Mark Thompson	Kentucky
36	Kadarius Toney	Kentucky

RECEIVING 20+

(8 catches for 284 yards, 35.5 avg.)

Yards	Player	Opponent
34	Josh Hammond (from Franks)	Michigan
28	Josh Hammond (from Zaire)	Michigan
22	Tyrie Cleveland (from Zaire)	Michigan
20	Kadarius Toney (from Zaire)	Michigan
22	Brandon Powell (From Franks)	Tennessee
63	Tyrie Cleveland (From Franks)	Tennessee
45	Tyrie Cleveland (From Franks)	Kentucky
50	Tyrie Cleveland (From Toney)	Kentucky

KICK RETURNS 30+

(1 return for 46 yards)

Yards	Player	Opponent
46	Tyrie Cleveland	Tennessee

PUNT RETURNS 20+

(0 returns for 0 yards)

Yards	Player	Opponent
N/A		

DEFENSIVE RETURNS 20+

(2 returns for 89 yards)

Yards	Player	Opponent
48 TD	Duke Dawson INT	vs. Michigan
41 TD	CJ Henderson INT	vs. Michigan

UF TOTALS: 2 plays for 89 yards (44.5 avg.)

OPPONENT BIG PLAYS

Run (10+)	18 for 338 yards
Receiving (20+)	11 for 349 yards
Kick Returns (30+)	N/A
Punt Returns (20+)	1 for 52 yards
Defensive Returns (20+)	1 for 21 yards

TOTAL: 31 plays for 760 yards (24.5 avg.)

GAME-BY-GAME STARTERS

OFFENSE

Game	LT	LG	C	RG	RT	QB	RB	TE	WR	WR	UTIL
Michigan	M. Ivey	B. Heggie	T. McCoy	F. Johnson	J. Taylor	F. Franks	L. Perine	C. Lewis	J. Hammond	T. Cleveland	D. Goolsby (TE)
Northern Colorado	Game cancelled due to Hurricane Irma										
Tennessee	M. Ivey	B. Heggie	T. McCoy	F. Johnson	J. Taylor	F. Franks	L. Perine	C. Lewis	J. Hammond	T. Cleveland	B. Powell (WR)
Kentucky	M. Ivey	B. Heggie	T. McCoy	F. Johnson	J. Taylor	F. Franks	L. Perine	C. Lewis	J. Hammond	T. Cleveland	M. Stephens (TE)
Vanderbilt											
LSU											
Texas A&M											
Georgia											
Missouri											
South Carolina											
UAB											
Florida State											

DEFENSE

Game	DE	DT	DT	DE	LB	LB	CB	CB	S	S	UTIL
Michigan	J. Zuniga	K. Clark	T. Bryan	C. Jefferson	J. Moon	D. Reese	D. Dawson	M. Wilson	N. Washington	C. Gardner	V. Joseph (LB)
Northern Colorado	Game cancelled due to Hurricane Irma										
Tennessee	J. Zuniga	K. Clark	T. Bryan	C. Jefferson	J. Moon	D. Reese	D. Dawson	M. Wilson	N. Washington	C. Gardner	V. Joseph (LB)
Kentucky	J. Polite	K. Clark	T. Bryan	J. Sherit	V. Joseph	D. Reese	CJ Henderson	M. Wilson	N. Washington	C. Gardner	D. Dawson (Nickel)
Vanderbilt											
LSU											
Texas A&M											
Georgia											
Missouri											
South Carolina											
UAB											
Florida State											

CAREER STARTS

OFFENSE	2017	2016	2015	2014	Total	Streak	DEFENSE	2017	2016	2015	2014	Total	Streak
Antonio Callaway, WR		11	13	0	24		Nick Washington, DB	3	6	4	0	13	3
Brandon Powell, WR	1	11	10	2	24		Jordan Sherit, DL	1	7	4	0	12	1
Martez Ivey, OL	3	12	8	0	23	4	Cece Jefferson, DL	2	6	4	0	12	
DeAndre Goolsby, TE	1	10	6	0	17		Duke Dawson, DB	3	7	0	1	11	3
C'yontai Lewis, TE	3	11	1	0	15	4	Marcell Harris, DB		8	1	0	9	
Jawaan Taylor, OL	3	12	0	0	15	12	Khairi Clark, DL	3	3	1	0	7	3
Fred Johnson, RT	3	8	2	0	13	3	David Reese, LB	3	4	0	0	7	3
Tyler Jordan, RG		8	2	0	10		Kylan Johnson, LB		6	0	0	6	
Jordan Scarlett, RB		8	1	0	9		Taven Bryan, DL	3	2	1	0	6	3
Tyrie Cleveland, WR	3	4	0	0	7	4	Chauncey Gardner, DB	3	3	0	0	6	6
T.J. McCoy, OL	3	4	0	0	7	7	Keivonnis Davis, DL		5	0	0	5	
Antonio Riles, RG		0	6	0	6		Jabari Zuniga, DL	2	3	0	0	5	
Luke Del Rio, QB		6	0	0	6		Vosean Joseph, LB	3	1	0	0	4	4
Josh Hammond, WR	3	3	0	0	6	3	Marco Wilson	3				3	3
Brett Heggie, OL	3	0	0	0	3	3	Jeremiah Moon	2				2	
Feleipe Franks	3				3	3	Cristian Garcia, LB		1	0	0	1	
Lamical Perine	3				3	3	Jachai Polite, DE	1	0	0	0	1	1
Mark Thompson, RB		4	0	0	4		CJ Henderson, CB	1	0	0	0	1	1
Kavaris Harkless, OL		1	0	0	1								
Moral Stephens, TE	1	0	0	0	1	1							

NON-OFFENSIVE SCORES

FLORIDA - 3

Duke Dawson INT vs Michigan
CJ Henderson INT vs Michigan
CJ Henderson INT vs Tennessee

TOTALS: 3 INT

OPPONENTS - 1

Noah Furbush FR, vs Michigan

TOTALS: 1 FR

100-YARD GAMES

100+ Yard Receiving Games

Player	2017	2016	2015	2014	Career
Callaway	-	2	3	-	5
Cleveland	1	1	-	-	2
TOTAL	1	3	3	-	7

100+ Yard Rushing Games

Player	2017	2016	Career
Perine	-	2	2
Scarlett	-	3	3
TOTAL	-	5	5

200-YARD GAMES

200+ Yard Passing Games

Player	2017	2016	Career
Franks	1	N/A	1
Del Rio	-	4	4
TOTAL	1	4	5

300+ Yard Passing Games

Player	2017	2016	Career
Del Rio	-	1	1
TOTAL	-	1	1

RED ZONE

FLORIDA

Opponent	No.	TDs	FG	Score Pct.	TD Pct.	TO	Failed Dwn.	EOH	MFG
Michigan	0	0	0	N/A	N/A	0	0	0	0
Northern Colorado	Game cancelled due to Hurricane Irma								
Tennessee	4	2	1	0.75	0.50	1	0	0	0
Kentucky	2	2	0	1.000	1.000	0	0	0	0
Vanderbilt									
LSU									
Texas A&M									
Georgia									
Missouri									
South Carolina									
UAB									
Florida State									
TOTAL	6	4	1	0.83	0.67	1	0	0	0

OPPONENTS

Team	No.	TDs	FG	Score Pct.	TD Pct.	TO	Failed Dwn.	EOH	MFG
Michigan	4	1	2	0.75	0.25	0	0	0	1
Northern Colorado	Game cancelled due to Hurricane Irma								
Tennessee	4	2	1	0.75	0.50	1	0	0	0
Kentucky	3	2	1	1.000	.67	0	0	0	0
Vanderbilt									
LSU									
Texas A&M									
Georgia									
Missouri									
South Carolina									
UAB									
Florida State									
TOTAL	11	5	4	0.82	0.45	1	0	0	1

TO: Turnover; Dwn.: Loss of possession on downs; EOH: End of half/game; MFG: Missed/blocked Field Goal

WHAT HAPPENS ON 1ST DOWN

Team	Plays	Yards	Avg.	Rush	Yards	Avg.	Pct.	Pass	Yards	Avg.	Pct.
FLORIDA	73	564	7.73	33	220	6.67	45.2	40	340	8.50	54.8
Opponents	95	703	7.40	59	340	5.76	62.1	36	363	10.08	37.9

3RD DOWN CONVERSIONS

3rd down and ...	1	2	3	4	5	6	7	8	9	10	11	12	13	14	15+	Total	Pct.
FLORIDA	1-1	2-3	1-1	0-2	0-1	1-1	0-2	0-2	0-1	0-0	0-0	0-0	0-0	0-0	0-0	5-14	35.7
Kentucky	0-1	0-0	0-0	0-0	1-2	0-1	0-0	0-0	0-0	0-2	0-0	0-0	0-0	0-0	0-4	1-10	10.0

3rd down and ...	1	2	3	4	5	6	7	8	9	10	11	12	13	14	15+	Total	Pct.
FLORIDA	3-3	4-6	2-4	1-4	2-4	1-3	0-2	0-5	0-3	0-2	0-0	0-0	0-1	0-0	1-4	14-41	34.1
Opponents	2-4	1-2	1-2	1-3	1-3	3-6	1-2	0-1	0-4	0-5	0-1	0-2	2-3	0-1	1-5	12-44	27.3

3rd down and ...	1	2	3	4	5	6	7	8	9	10	11	12	13	14	15+	Total	Pct.
UF PERCENTAGE	100.0	66.6	50.0	25.0	50.0	33.3	00.0	00.0	00.0	00.0	00.0	00.0	00.0	00.0	25.0		
Opp. Percentage	50.0	50.0	50.0	33.3	33.3	50.0	50.0	00.0	00.0	00.0	00.0	00.0	66.7	00.0	20.0		

FLORIDA OFFENSIVE SCORING DRIVES

Opponent	Plays	Net Yards	TOP	Quarter	How Acquired (Yd. Line)	Scoring Play
Michigan	6	46	2:34	1	KO (F25)	Eddy Pineiro 46 yard field goal
Tennessee	15	65	7:21	1	KO (F25)	Eddy Pineiro 27 yard field goal
Tennessee	7	32	3:46	2	Punt (F44)	Eddy Pineiro 41 yard field goal
Tennessee	7	44	3:23	4	KO (T44)	Bandon Powell 5 yard pass from Feleipe Franks
Tennessee	4	75	0:50	4	KO (F25)	Tyrie Cleveland 63 yard pass from Feleipe Franks
Kentucky	4	58	1:02	2	Punt (F42)	Kadarius Toney 36 yard run
Kentucky	8	75	4:08	2	KO (F25)	Tyrie Cleveland 45 yard pass from Feleipe Franks
Kentucky	7	80	3:29	4	KO (F20)	Brandon Powell 6 yard run
Kentucky	13	58	5:48	4	Punt (F42)	Freddie Swain 5 yard pass from Luke Del Rio

OPPONENT OFFENSIVE SCORING DRIVES

Opponent	Plays	Net Yards	TOP	Quarter	How Acquired (Yd. Line)	Scoring Play
vs Michigan	14	68	6:59	1	KO (F07)	Quinn Nordin 25 yard Field Goal
vs Michigan	3	75	0:43	1	Punt (F46)	Tarik Black 46 yard pass from Wilton Speight
vs Michigan	5	33	2:42	2	Missed FG (M30)	Quinn Nordin 55 yard Field Goal
vs Michigan	10	75	3:13	3	KO (M25)	Karan Higson 3 yard run
vs Michigan	4	46	0:42	3	Fumble (F16)	Quinn Nordin 30 yard Field Goal
vs Michigan	4	58	1:09	3	Fumble (F37)	Quinn Nordin 50 yard Field Goal
vs. Tennessee	12	42	5:13	2	KO (T25)	Brent Cimaglia 51 yard field goal
vs. Tennessee	5	80	2:09	4	Fumble (T20)	Jon Kelly 34 yard run
vs. Tennessee	2	75	0:30	4	KO (T25)	Eli Wolf 28 yard pass from Q Dormady
vs. Tennessee	8	31	3:07	4	INT (F40)	Aaron Medley 27 yard field goal
at Kentucky	8	75	4:39	1	Punt (UK25)	Blake Bone 14 yard pass from Stephen Johnson
at Kentucky	2	10	:39	2	Punt (F10)	Garrett Johnson 9 yard pass from Stephen Johnson
at Kentucky	4	62	1:48	3	Punt (UK38)	C.J. Conrad 23 yard pass from Stephen Johnson
at Kentucky	8	41	4:51	3	Punt (UK35)	Austin MacGinnis 42 yard field goal
at Kentucky	5	16	1:52	4	TOD (F48)	Austin MacGinnis 50 yard field goal

2017 Florida Football
Florida Game Results (as of Sep 24, 2017)
All games

Date	Opponent		Score	Overall	Conference	Time	Attend
Sep 02, 2017	vs #11 Michigan	L	17-33	0-1	0-0	3:28	75802
* Sep 16, 2017	#23 TENNESSEE	W	26-20	1-1	1-0	3:30	87736
* Sep 23, 2017	at Kentucky	W	28-27	2-1	2-0	3:28	62945

2017 Florida Football
Florida Overall Team Statistics (as of Sep 24, 2017)
All games

Team Statistics	UF	OPP
SCORING	71	80
Points Per Game	23.7	26.7
Points Off Turnovers	21	23
FIRST DOWNS	43	63
Rushing	17	26
Passing	24	31
Penalty	2	6
RUSHING YARDAGE	365	518
Yards gained rushing	452	608
Yards lost rushing	87	90
Rushing Attempts	92	114
Average Per Rush	4.0	4.5
Average Per Game	121.7	172.7
TDs Rushing	2	2
PASSING YARDAGE	602	697
Comp-Att-Int	49-81-2	51-92-5
Average Per Pass	7.4	7.6
Average Per Catch	12.3	13.7
Average Per Game	200.7	232.3
TDs Passing	4	5
TOTAL OFFENSE	967	1215
Total Plays	173	206
Average Per Play	5.6	5.9
Average Per Game	322.3	405.0
KICK RETURNS: #-Yards	8-168	0-0
PUNT RETURNS: #-Yards	3-19	9-156
INT RETURNS: #-Yards	5-109	2-21
KICK RETURN AVERAGE	21.0	0.0
PUNT RETURN AVERAGE	6.3	17.3
INT RETURN AVERAGE	21.8	10.5
FUMBLES-LOST	7-5	0-0
PENALTIES-Yards	21-155	21-164
Average Per Game	51.7	54.7
PUNTS-Yards	16-813	11-420
Average Per Punt	50.8	38.2
Net punt average	39.8	34.6
KICKOFFS-Yards	14-899	19-1229
Average Per Kick	64.2	64.7
Net kick average	41.0	42.7
TIME OF POSSESSION/Game	27:42	32:18
3RD-DOWN Conversions	14/41	13/44
3rd-Down Pct	34%	30%
4TH-DOWN Conversions	4/6	2/2
4th-Down Pct	67%	100%
SACKS BY-Yards	10-45	9-61
MISC YARDS	0	0
TOUCHDOWNS SCORED	9	8
FIELD GOALS-ATTEMPTS	3-4	8-15
ON-SIDE KICKS	0-0	0-0
RED-ZONE SCORES	(4-4) 100%	(7-10) 70%
RED-ZONE TOUCHDOWNS	(3-4) 75%	(3-10) 30%
PAT-ATTEMPTS	(8-8) 100%	(8-8) 100%
ATTENDANCE	87736	62945
Games/Avg Per Game	1/87736	1/62945
Neutral Site Games		1/75802

Score by Quarters	1st	2nd	3rd	4th	OT	Total
Florida	6	31	0	34	0	71
Opponents	17	13	23	27	0	80

2017 Florida Football
Florida Overall Individual Statistics (as of Sep 24, 2017)
All games

Rushing	gp-gs	att	gain	loss	net	avg	td	lg	avg/g
Malik Davis	3-0	26	197	2	195	7.5	0	72	65.0
Lamical Perine	3-3	23	97	7	90	3.9	0	21	30.0
Mark Thompson	3-0	15	58	1	57	3.8	0	12	19.0
Kadarius Toney	3-0	3	44	0	44	14.7	1	36	14.7
Brandon Powell	3-1	2	10	0	10	5.0	1	6	3.3
Tyrie Cleveland	3-3	2	6	0	6	3.0	0	4	2.0
Feleipe Franks	3-3	13	33	41	-8	-0.6	0	16	-2.7
Malik Zaire	1-0	8	7	36	-29	-3.6	0	5	-29.0
Total	3	92	452	87	365	4.0	2	72	121.7
Opponents	3	114	608	90	518	4.5	2	38	172.7

Passing	gp-gs	effic	comp-att-int	pct	yds	td	lg	avg/g
Feleipe Franks	3-3	141.12	30-49-1	61.2	372	3	63	124.0
Malik Zaire	1-0	105.32	9-17-0	52.9	106	0	28	106.0
Luke Del Rio	1-0	117.97	9-14-1	64.3	74	1	18	74.0
Kadarius Toney	3-0	520.00	1-1-0	100.0	50	0	50	16.7
Total	3	134.28	49-81-2	60.5	602	4	63	200.7
Opponents	3	126.14	51-92-5	55.4	697	5	52	232.3

Receiving	gp-gs	no.	yds	avg	td	lg	avg/g
Tyrie Cleveland	3-3	13	259	19.9	2	63	86.3
Kadarius Toney	3-0	10	102	10.2	0	20	34.0
Brandon Powell	3-1	8	72	9.0	1	22	24.0
Josh Hammond	3-3	6	93	15.5	0	34	31.0
C'yontai Lewis	3-3	3	20	6.7	0	14	6.7
DeAndre Goolsby	3-1	2	18	9.0	0	11	6.0
Mark Thompson	3-0	2	14	7.0	0	10	4.7
Malik Davis	3-0	1	11	11.0	0	11	3.7
Moral Stephens	3-1	1	10	10.0	0	10	3.3
Freddie Swain	3-0	1	5	5.0	1	5	1.7
Dre Massey	3-0	1	2	2.0	0	2	0.7
Feleipe Franks	3-3	1	-4	-4.0	0	0	-1.3
Total	3	49	602	12.3	4	63	200.7
Opponents	3	51	697	13.7	5	52	232.3

Punt Returns	no.	yds	avg	td	lg
Brandon Powell	3	19	6.3	0	7
Total	3	19	6.3	0	7
Opponents	9	156	17.3	0	52

Interceptions	no.	yds	avg	td	lg
CJ Henderson	2	57	28.5	2	41
Duke Dawson	2	48	24.0	1	48
David Reese	1	4	4.0	0	4
Total	5	109	21.8	3	48
Opponents	2	21	10.5	0	21

Kick Returns	no.	yds	avg	td	lg
Tyrie Cleveland	5	118	23.6	0	46
Dre Massey	2	35	17.5	0	20
Kadarius Toney	1	15	15.0	0	15
Total	8	168	21.0	0	46
Opponents	0	0	0.0	0	0

Fumble Returns	no.	yds	avg	td	lg
Total	0	0	0.0	0	0
Opponents	0	0	0.0	1	0

2017 Florida Football
Florida Overall Individual Statistics (as of Sep 24, 2017)
All games

Scoring	td	fg	PAT				dxd	saf	pts
			kick	rush	rcv	pass			
Eddy Pineiro	-	3-4	8-8	-	-	-	-	-	17
Brandon Powell	2	-	-	-	-	-	-	-	12
CJ Henderson	2	-	-	-	-	-	-	-	12
Tyrie Cleveland	2	-	-	-	-	-	-	-	12
Duke Dawson	1	-	-	-	-	-	-	-	6
Kadarius Toney	1	-	-	-	-	-	-	-	6
Freddie Swain	1	-	-	-	-	-	-	-	6
Total	9	3-4	8-8	-	-	-	-	-	71
Opponents	8	8-15	8-8	-	-	-	-	-	80

Total Offense	g	plays	rush	pass	total	avg/g
Feleipe Franks	3	62	-8	372	364	121.3
Malik Davis	3	26	195	0	195	65.0
Kadarius Toney	3	4	44	50	94	31.3
Lamical Perine	3	23	90	0	90	30.0
Malik Zaire	1	25	-29	106	77	77.0
Luke Del Rio	1	14	0	74	74	74.0
Mark Thompson	3	15	57	0	57	19.0
Brandon Powell	3	2	10	0	10	3.3
Tyrie Cleveland	3	2	6	0	6	2.0
Total	3	173	365	602	967	322.3
Opponents	3	206	518	697	1215	405.0

Field Goals	fg	pct.	01-19	20-29	30-39	40-49	50-99	lg	blk
Eddy Pineiro	3-4	75.0	0-0	1-1	0-0	2-3	0-0	46	0

FG Sequence	Florida	Opponents
Michigan	(46),47	(25),(55),(30),(50),52,32
Tennessee	(27),(41)	(51),47,51,44,(27)
Kentucky	-	48,(42),(50),57

Numbers in (parentheses) indicate field goal was made.

Punting	no.	yds	avg	lg	tb	fc	i20	50+	blk
Johnny Townsend	16	813	50.8	61	1	2	4	10	0
Total	16	813	50.8	61	1	2	4	10	0
Opponents	11	420	38.2	53	1	3	4	2	1

Kickoffs	no.	yds	avg	tb	ob	retn	net	ydln
Eddy Pineiro	14	899	64.2	13	1			
Total	14	899	64.2	13	1	0.0	41.0	24
Opponents	19	1229	64.7	10	1	21.0	42.7	22

2017 Florida Football
Florida Overall Individual Statistics (as of Sep 24, 2017)
All games

<u>PARTICIPATION</u>	<u>g</u>	
2002	0	No other statistics
TOTAL	0	No other statistics

2017 Florida Football
Florida Overall Defensive Statistics (as of Sep 24, 2017)
All games

#	Defensive Leaders	gp-gs	Tackles				Sacks no-yds	Pass defense			Fumbles		blkd	
			ua	a	tot	tfl/yds		int-yds	brup	qbh	rcv-yds	ff	kick	saf
33	David Reese	3-3	12	14	26	1.5-4	0.5-3	1-4
8	Nick Washington	3-3	11	8	19
23	Chauncey Gardner	3-3	8	6	14	2.0-7	.	.	1
99	Jachai Polite	3-1	7	6	13	3.0-6	1.0-1	.	.	2
92	Jabari Zuniga	3-2	6	7	13	3.5-14	1.5-5	.	.	4
96	CeCe Jefferson	3-2	5	7	12	4.0-11	2.5-9	.	.	2
17	Jordan Sherit	3-1	5	6	11	2.5-16	2.0-15	.	.	2
5	CJ Henderson	3-1	7	4	11	.	.	2-57	1
7	Duke Dawson	3-3	7	3	10	1.0-1	.	2-48	3
93	Taven Bryan	3-3	5	5	10	1.5-6	1.5-6	.	.	1
11	Vosean Joseph	3-3	4	6	10
3	Marco Wilson	3-3	7	3	10	.	.	.	4
50	Jeremiah Moon	3-2	4	2	6	2
43	Cristian Garcia	3-0	4	2	6	1.0-1
55	Kyree Campbell	3-0	1	4	5	1.0-3	0.5-3
54	Khairi Clark	3-3	1	4	5	0.5-3	0.5-3
28	Kylan Johnson	1-0	3	1	4
56	Tedarrell Slaton	3-0	2	2	4	0.5-0	.	.	.	1
31	Shawn Davis	2-0	2	1	3
98	Luke Ancrum	3-0	.	2	2	.	.	.	1
29	Jeawon Taylor	3-0	1	1	2	1.0-1
44	Rayshad Jackson	3-0	1	1	2
19	Johnny Townsend	3-0	1	.	1
41	Ryan Farr	3-0	1	.	1
35	Garrett Stephens	3-0	1	.	1	1	.
15	Donovan Stiner	3-0	1	.	1
2	Brad Stewart	3-0	1	.	1
14	Luke Del Rio	1-0	1	.	1
47	Austin Perry	1-0	.	1	1
32	Adarius Lemons	2-0	.	1	1
35	Joseph Putu	2-0	.	1	1
Total		3	109	98	207	23-73	10-45	5-109	10	14	.	.	1	.
Opponents		3	95	86	181	18-78	9-61	2-21	14	8	5-0	6	.	.

2017 Florida Football
Florida Individual Season/Career Statistics (as of Sep 24, 2017)
All games

SEASON						CAREER					
Punt Returns	no.	yds	avg	td	lg	no.	yds	avg	td	lg	
Brandon Powell	3	19	6.3	0	7	9	42	4.7	0	7	
Total	3	19	6.3	0	7						
Opponents	9	156	17.3	0	52						

Kick Returns	no.	yds	avg	td	lg	no.	yds	avg	td	lg	
Tyrie Cleveland	5	118	23.6	0	46	5	118	23.6	0	46	
Dre Massey	2	35	17.5	0	20	3	56	18.7	0	21	
Kadarius Toney	1	15	15.0	0	15	1	15	15.0	0	15	
Total	8	168	21.0	0	46						
Opponents	0	0	0.0	0	0						

Interceptions	no.	yds	avg	td	lg	no.	yds	avg	td	lg	
CJ Henderson	2	57	28.5	2	41	2	57	28.5	2	41	
Duke Dawson	2	48	24.0	1	48	4	121	30.2	3	48	
David Reese	1	4	4.0	0	4	1	4	4.0	0	4	
Total	5	109	21.8	3	48						
Opponents	2	21	10.5	0	21						

Fumble Returns	no.	yds	avg	td	lg	no.	yds	avg	td	lg	
Total	0	0	0.0	0	0						
Opponents	0	0	0.0	1	0						

All Purpose	g	rush	rcv	pr	kr	ir	total	avg/g	g	rush	rcv	pr	kr	ir	total	avg/g
Tyrie Cleveland	3	6	259	0	118	0	383	127.7	14	6	557	0	118	0	681	48.6
Malik Davis	3	195	11	0	0	0	206	68.7	3	195	11	0	0	0	206	68.7
Kadarius Toney	3	44	102	0	15	0	161	53.7	3	44	102	0	15	0	161	53.7
Brandon Powell	3	10	72	19	0	0	101	33.7	41	117	996	42	636	0	1791	43.7
Josh Hammond	3	0	93	0	0	0	93	31.0	16	1	270	0	0	0	271	16.9
Lamical Perine	3	90	0	0	0	0	90	30.0	16	511	161	0	86	0	758	47.4
Mark Thompson	3	57	14	0	0	0	71	23.7	15	356	119	0	21	0	496	33.1
CJ Henderson	3	0	0	0	0	57	57	19.0	4	0	0	0	0	57	57	14.2
Duke Dawson	3	0	0	0	0	48	48	16.0	40	0	0	0	0	121	121	3.0
Dre Massey	3	0	2	0	35	0	37	12.3	4	0	2	0	56	0	58	14.5
C'yonTai Lewis	3	0	20	0	0	0	20	6.7	24	0	279	0	0	0	279	11.6
DeAndre Goolsb	3	0	18	0	0	0	18	6.0	37	0	637	0	0	0	637	17.2
Moral Stephens	3	0	10	0	0	0	10	3.3	20	0	24	0	0	0	24	1.2
Freddie Swain	3	0	5	0	0	0	5	1.7	16	0	123	1	11	0	135	8.4
David Reese	3	0	0	0	0	4	4	1.3	15	0	0	0	0	4	4	0.3
Feleipe Franks	3	-8	-4	0	0	0	-12	-4.0	3	-8	-4	0	0	0	-12	-4.0
Malik Zaire	1	-29	0	0	0	0	-29	-29.0	1	-29	0	0	0	0	-29	-29.0
Total	3	365	602	19	168	109	1263	421.0								
Opponents	3	518	697	156	0	21	1392	464.0								

Field Goals	att	good	long	blkd	att	good	long	blkd
Eddy Pineiro	4	3	46	0	29	24	54	0
Total	4	3	46	0				
Opponents	15	8	55	0				

Punting	no.	yds	avg	lg	blk	no.	yds	avg	lg	blk
Johnny Townsend	16	813	50.8	61	0	192	8860	46.1	62	1
Total	16	813	50.8	61	0					
Opponents	11	420	38.2	53	1					

Kickoffs	no.	yds	avg	tb	ob	no.	yds	avg	tb	ob
Eddy Pineiro	14	899	64.2	13	1	80	5175	64.7	61	4
Total	14	899	64.2	13	1					
Opponents	19	1229	64.7	10	1					

All games

SEASON												CAREER											
##	Defensive Leaders	gp	ua	a	total	tfl	sack	int	pbu	fr	ff	blk	gp	ua	a	total	tfl	sack	int	pbu	fr	ff	blk
33	David Reese	3	12	14	26	1.5	0.5	1	15	26	49	75	3.5	0.5	1
8	Nick Washington	3	11	8	19	0.0	41	46	51	97	0.5	.	1	1	2	1	.
23	Chauncey Gardner	3	8	6	14	2.0	.	.	1	.	.	.	16	28	18	46	2.5	.	3	4	.	.	.
99	Jachai Polite	3	7	6	13	3.0	1.0	15	13	11	24	6.5	3.0	.	.	.	1	.
92	Jabari Zuniga	3	6	7	13	3.5	1.5	16	24	14	38	12.0	6.5	.	.	.	1	1
96	CeCe Jefferson	3	5	7	12	4.0	2.5	29	38	33	71	19.0	7.5	.	1	1	1	.
5	CJ Henderson	3	7	4	11	0.0	.	2	1	.	.	.	4	7	4	11	0.0	.	2	1	.	.	.
17	Jordan Sherit	3	5	6	11	2.5	2.0	35	35	42	77	9.0	7.0	.	2	.	.	.
3	Marco Wilson	3	7	3	10	0.0	.	.	4	.	.	.	3	7	3	10	0.0	.	.	4	.	.	.
11	Vosean Joseph	3	4	6	10	0.0	16	11	12	23	1.0	.	.	1	1	.	.
7	Duke Dawson	3	7	3	10	1.0	.	2	3	.	.	.	40	40	18	58	5.5	.	4	11	.	2	.
93	Taven Bryan	3	5	5	10	1.5	1.5	28	17	20	37	6.0	3.0	.	1	3	2	.
43	Cristian Garcia	3	4	2	6	1.0	16	7	6	13	1.0
50	Jeremiah Moon	3	4	2	6	0.0	5	4	5	9	0.0
55	Kyree Campbell	3	1	4	5	1.0	0.5	3	1	4	5	1.0	0.5
54	Khairi Clark	3	1	4	5	0.5	0.5	29	9	28	37	2.5	2.5	.	1	.	.	.
28	Kylan Johnson	1	3	1	4	0.0	14	22	21	43	5.0	1.0	.	1	1	.	.
56	Tedarrell Slaton	3	2	2	4	0.5	3	2	2	4	0.5
31	Shawn Davis	2	2	1	3	0.0	2	2	1	3	0.0
44	Rayshad Jackson	3	1	1	2	0.0	12	2	2	4	0.0
98	Luke Ancrum	3	.	2	2	0.0	.	.	1	.	.	.	10	.	5	5	0.0	.	.	1	.	.	.
29	Jeawon Taylor	3	1	1	2	1.0	14	4	5	9	1.0
14	Luke Del Rio	1	1	.	1	0.0	7	1	.	1	0.0
35	Joseph Putu	2	.	1	1	0.0	12	1	4	5	0.0
32	Adarius Lemons	2	.	1	1	0.0	2	.	1	1	0.0
47	Austin Perry	1	.	1	1	0.0	1	.	1	1	0.0
2	Brad Stewart	3	1	.	1	0.0	3	1	.	1	0.0
1S	Donovan Stiner	3	1	.	1	0.0	3	1	.	1	0.0
3S	Garrett Stephens	3	1	.	1	0.0	1	11	1	.	1	0.0	1
41	Ryan Farr	3	1	.	1	0.0	30	1	.	1	0.0
19	Johnny Townsend	3	1	.	1	0.0	36	3	2	5	0.0
Total		3	109	98	207	23	10	5	10	.	.	1											
Opponents		3	95	86	181	18	9	2	14	5	6	.											

2017 Florida Football
Florida Game Results (as of Sep 24, 2017)
Conference games

Date	Opponent		Score	Overall	Conference	Time	Attend
* Sep 16, 2017	#23 TENNESSEE	W	26-20	1-0	1-0	3:30	87736
* Sep 23, 2017	at Kentucky	W	28-27	2-0	2-0	3:28	62945

2017 Florida Football
Florida Overall Team Statistics (as of Sep 24, 2017)
Conference games

Team Statistics	UF	OPP
SCORING	54	47
Points Per Game	27.0	23.5
Points Off Turnovers	7	10
FIRST DOWNS	34	44
Rushing	15	16
Passing	18	23
Penalty	1	5
RUSHING YARDAGE	354	303
Yards gained rushing	386	360
Yards lost rushing	32	57
Rushing Attempts	65	65
Average Per Rush	5.4	4.7
Average Per Game	177.0	151.5
TDs Rushing	2	1
PASSING YARDAGE	421	479
Comp-Att-Int	35-55-2	39-66-3
Average Per Pass	7.7	7.3
Average Per Catch	12.0	12.3
Average Per Game	210.5	239.5
TDs Passing	4	4
TOTAL OFFENSE	775	782
Total Plays	120	131
Average Per Play	6.5	6.0
Average Per Game	387.5	391.0
KICK RETURNS: #-Yards	4-97	0-0
PUNT RETURNS: #-Yards	3-19	4-116
INT RETURNS: #-Yards	3-20	2-21
KICK RETURN AVERAGE	24.2	0.0
PUNT RETURN AVERAGE	6.3	29.0
INT RETURN AVERAGE	6.7	10.5
FUMBLES-LOST	2-2	0-0
PENALTIES-Yards	16-110	14-109
Average Per Game	55.0	54.5
PUNTS-Yards	10-485	8-338
Average Per Punt	48.5	42.2
Net punt average	36.9	37.4
KICKOFFS-Yards	10-639	11-711
Average Per Kick	63.9	64.6
Net kick average	41.4	42.2
TIME OF POSSESSION/Game	28:40	31:20
3RD-DOWN Conversions	12/28	7/26
3rd-Down Pct	43%	27%
4TH-DOWN Conversions	3/4	1/1
4th-Down Pct	75%	100%
SACKS BY-Yards	5-23	3-26
MISC YARDS	0	0
TOUCHDOWNS SCORED	7	5
FIELD GOALS-ATTEMPTS	2-2	4-9
ON-SIDE KICKS	0-0	0-0
RED-ZONE SCORES	(4-4) 100%	(4-6) 67%
RED-ZONE TOUCHDOWNS	(3-4) 75%	(2-6) 33%
PAT-ATTEMPTS	(6-6) 100%	(5-5) 100%
ATTENDANCE	87736	62945
Games/Avg Per Game	1/87736	1/62945
Neutral Site Games		0/0

Score by Quarters	1st	2nd	3rd	4th	OT	Total
Florida	3	17	0	34	0	54
Opponents	7	10	10	20	0	47

2017 Florida Football
Florida Overall Individual Statistics (as of Sep 24, 2017)
Conference games

Rushing	gp-gs	att	gain	loss	net	avg	td	lg	avg/g
Malik Davis	2-0	25	189	2	187	7.5	0	72	93.5
Lamical Perine	2-2	16	86	4	82	5.1	0	21	41.0
Kadarius Toney	2-0	3	44	0	44	14.7	1	36	22.0
Mark Thompson	2-0	10	44	0	44	4.4	0	12	22.0
Brandon Powell	2-1	2	10	0	10	5.0	1	6	5.0
Tyrie Cleveland	2-2	1	2	0	2	2.0	0	2	1.0
Feleipe Franks	2-2	8	11	26	-15	-1.9	0	6	-7.5
Total	2	65	386	32	354	5.4	2	72	177.0
Opponents	2	65	360	57	303	4.7	1	38	151.5

Passing	gp-gs	effic	comp-att-int	pct	yds	td	lg	avg/g
Feleipe Franks	2-2	144.62	25-40-1	62.5	297	3	63	148.5
Luke Del Rio	1-0	117.97	9-14-1	64.3	74	1	18	74.0
Kadarius Toney	2-0	520.00	1-1-0	100.0	50	0	50	25.0
Total	2	144.66	35-55-2	63.6	421	4	63	210.5
Opponents	2	130.96	39-66-3	59.1	479	4	52	239.5

Receiving	gp-gs	no.	yds	avg	td	lg	avg/g
Tyrie Cleveland	2-2	9	203	22.6	2	63	101.5
Kadarius Toney	2-0	8	75	9.4	0	19	37.5
Brandon Powell	2-1	6	64	10.7	1	22	32.0
Josh Hammond	2-2	3	22	7.3	0	9	11.0
DeAndre Goolsby	2-0	2	18	9.0	0	11	9.0
Mark Thompson	2-0	2	14	7.0	0	10	7.0
Malik Davis	2-0	1	11	11.0	0	11	5.5
Moral Stephens	2-1	1	10	10.0	0	10	5.0
Freddie Swain	2-0	1	5	5.0	1	5	2.5
C'yontai Lewis	2-2	1	3	3.0	0	3	1.5
Feleipe Franks	2-2	1	-4	-4.0	0	0	-2.0
Total	2	35	421	12.0	4	63	210.5
Opponents	2	39	479	12.3	4	52	239.5

Punt Returns	no.	yds	avg	td	lg
Brandon Powell	3	19	6.3	0	7
Total	3	19	6.3	0	7
Opponents	4	116	29.0	0	52

Interceptions	no.	yds	avg	td	lg
Duke Dawson	1	0	0.0	0	0
CJ Henderson	1	16	16.0	1	16
David Reese	1	4	4.0	0	4
Total	3	20	6.7	1	16
Opponents	2	21	10.5	0	21

Kick Returns	no.	yds	avg	td	lg
Tyrie Cleveland	3	77	25.7	0	46
Dre Massey	1	20	20.0	0	20
Total	4	97	24.2	0	46
Opponents	0	0	0.0	0	0

Fumble Returns	no.	yds	avg	td	lg
Total	0	0	0.0	0	0
Opponents	0	0	0.0	0	0

2017 Florida Football
Florida Overall Individual Statistics (as of Sep 24, 2017)
Conference games

Scoring	td	fg	PAT				dxp	saf	pts
			kick	rush	rcv	pass			
Tyrie Cleveland	2	-	-	-	-	-	-	-	12
Eddy Pineiro	-	2-2	6-6	-	-	-	-	-	12
Brandon Powell	2	-	-	-	-	-	-	-	12
Freddie Swain	1	-	-	-	-	-	-	-	6
CJ Henderson	1	-	-	-	-	-	-	-	6
Kadarius Toney	1	-	-	-	-	-	-	-	6
Total	7	2-2	6-6	-	-	-	-	-	54
Opponents	5	4-9	5-5	-	-	-	-	-	47

Total Offense	g	plays	rush	pass	total	avg/g
Feleipe Franks	2	48	-15	297	282	141.0
Malik Davis	2	25	187	0	187	93.5
Kadarius Toney	2	4	44	50	94	47.0
Lamical Perine	2	16	82	0	82	41.0
Luke Del Rio	1	14	0	74	74	74.0
Mark Thompson	2	10	44	0	44	22.0
Brandon Powell	2	2	10	0	10	5.0
Tyrie Cleveland	2	1	2	0	2	1.0
Total	2	120	354	421	775	387.5
Opponents	2	131	303	479	782	391.0

Field Goals	fg	pct.	01-19	20-29	30-39	40-49	50-99	lg	blk
Eddy Pineiro	2-2	100.0	0-0	1-1	0-0	1-1	0-0	41	0

FG Sequence	Florida	Opponents
Tennessee	(27),(41)	(51),47,51,44,(27)
Kentucky	-	48,(42),(50),57

Numbers in (parentheses) indicate field goal was made.

Punting	no.	yds	avg	lg	tb	fc	i20	50+	blk
Johnny Townsend	10	485	48.5	61	0	2	3	4	0
Total	10	485	48.5	61	0	2	3	4	0
Opponents	8	338	42.2	53	1	1	2	2	0

Kickoffs	no.	yds	avg	tb	ob	retn	net	ydln
Eddy Pineiro	10	639	63.9	9	1			
Total	10	639	63.9	9	1	0.0	41.4	23
Opponents	11	711	64.6	6	1	24.2	42.2	22

2017 Florida Football
 Florida Overall Individual Statistics (as of Sep 24, 2017)
 Conference games

All Purpose	g	rush	rcv	pr	kr	ir	total	avg/g
Tyrie Cleveland	2	2	203	0	77	0	282	141.0
Malik Davis	2	187	11	0	0	0	198	99.0
Kadarius Toney	2	44	75	0	0	0	119	59.5
Brandon Powell	2	10	64	19	0	0	93	46.5
Lamical Perine	2	82	0	0	0	0	82	41.0
Mark Thompson	2	44	14	0	0	0	58	29.0
Josh Hammond	2	0	22	0	0	0	22	11.0
Dre Massey	2	0	0	0	20	0	20	10.0
DeAndre Goolsb	2	0	18	0	0	0	18	9.0
CJ Henderson	2	0	0	0	0	16	16	8.0
Moral Stephens	2	0	10	0	0	0	10	5.0
Freddie Swain	2	0	5	0	0	0	5	2.5
David Reese	2	0	0	0	0	4	4	2.0
C'yontai Lewis	2	0	3	0	0	0	3	1.5
Feleipe Franks	2	-15	-4	0	0	0	-19	-9.5
Total	2	354	421	19	97	20	911	455.5
Opponents	2	303	479	116	0	21	919	459.5

2017 Florida Football
Florida Overall Defensive Statistics (as of Sep 24, 2017)
Conference games

#	Defensive Leaders	gp-gs	Tackles				Sacks no-yds	Pass defense			Fumbles		blkd	
			ua	a	tot	tfl/yds		int-yds	brup	qbh	rcv-yds	ff	kick	saf
33	David Reese	2-2	6	9	15	0.5-3	0.5-3	1-4
92	Jabari Zuniga	2-1	5	6	11	3.5-14	1.5-5	.	.	2
8	Nick Washington	2-2	4	6	10
11	Vosean Joseph	2-2	3	6	9
5	CJ Henderson	2-1	5	4	9	.	.	1-16	1
96	CeCe Jefferson	2-1	3	5	8	1.5-5	1.5-5	.	.	2
23	Chauncey Gardner	2-2	3	5	8	.	.	.	1
93	Taven Bryan	2-2	3	5	8	0.5-4	0.5-4	.	.	1
99	Jachai Polite	2-1	2	5	7	1.0-4	.	.	.	2
7	Duke Dawson	2-2	4	3	7	1.0-1	.	1-0	3
3	Marco Wilson	2-2	4	3	7	.	.	.	4
17	Jordan Sherit	2-1	.	6	6	0.5-1
43	Cristian Garcia	2-0	4	2	6	1.0-1
54	Khairi Clark	2-2	1	4	5	0.5-3	0.5-3
55	Kyree Campbell	2-0	.	3	3	0.5-3	0.5-3
56	Tedarrell Slaton	2-0	1	2	3	0.5-0	.	.	.	1
50	Jeremiah Moon	2-1	2	1	3	2
98	Luke Ancrum	2-0	.	2	2	.	.	.	1
29	Jeawon Taylor	2-0	1	1	2	1.0-1
44	Rayshad Jackson	2-0	1	1	2
47	Austin Perry	1-0	.	1	1
35	Joseph Putu	2-0	.	1	1
32	Adarius Lemons	2-0	.	1	1
14	Luke Del Rio	1-0	1	.	1
2	Brad Stewart	2-0	1	.	1
3S	Garrett Stephens	2-0	1	.	1
Total		2	55	82	137	12-40	5-23	3-20	10	10
Opponents		2	63	70	133	7-37	3-26	2-21	8	3	2-0	2	.	.

2017 Florida Football
Florida Game Superlatives (as of Sep 24, 2017)
All games

INDIVIDUAL GAME HIGHS

Rushes	21	Malik Davis at Kentucky (Sep 23, 2017)
Yards Rushing	94	Malik Davis vs Tennessee (Sep 16, 2017)
TD Rushes	1	Kadarius Toney at Kentucky (Sep 23, 2017)
	1	Brandon Powell at Kentucky (Sep 23, 2017)
Long Rush	72	Malik Davis vs Tennessee (Sep 16, 2017)
Pass attempts	28	Feleipe Franks vs Tennessee (Sep 16, 2017)
Pass completions	18	Feleipe Franks vs Tennessee (Sep 16, 2017)
Yards Passing	212	Feleipe Franks vs Tennessee (Sep 16, 2017)
TD Passes	2	Feleipe Franks vs Tennessee (Sep 16, 2017)
Long Pass	63	Feleipe Franks vs Tennessee (Sep 16, 2017)
Receptions	5	Tyrie Cleveland vs Tennessee (Sep 16, 2017)
Yards Receiving	110	Tyrie Cleveland at Kentucky (Sep 23, 2017)
TD Receptions	1	Brandon Powell vs Tennessee (Sep 16, 2017)
	1	Tyrie Cleveland vs Tennessee (Sep 16, 2017)
	1	Freddie Swain at Kentucky (Sep 23, 2017)
	1	Tyrie Cleveland at Kentucky (Sep 23, 2017)
Long Reception	63	Tyrie Cleveland vs Tennessee (Sep 16, 2017)
Field Goals	2	Eddy Pineiro vs Tennessee (Sep 16, 2017)
Long Field Goal	46	Eddy Pineiro vs Michigan (Sep 02, 2017)
Punts	6	Johnny Townsend vs Michigan (Sep 02, 2017)
Punting Avg	54.7	Johnny Townsend vs Michigan (Sep 02, 2017)
Long Punt	61	Johnny Townsend at Kentucky (Sep 23, 2017)
Punts inside 20	2	Johnny Townsend vs Tennessee (Sep 16, 2017)
Long Punt Return	7	Brandon Powell vs Tennessee (Sep 16, 2017)
Long Kickoff Return	46	Tyrie Cleveland vs Tennessee (Sep 16, 2017)
Tackles	11	David Reese vs Michigan (Sep 02, 2017)
Sacks	2.0	Jordan Sherit vs Michigan (Sep 02, 2017)
Tackles For Loss	2.5	CeCe Jefferson vs Michigan (Sep 02, 2017)
Interceptions	1	CJ Henderson vs Michigan (Sep 02, 2017)
	1	Duke Dawson vs Michigan (Sep 02, 2017)
	1	CJ Henderson vs Tennessee (Sep 16, 2017)
	1	Duke Dawson vs Tennessee (Sep 16, 2017)
	1	David Reese vs Tennessee (Sep 16, 2017)

2017 Florida Football
Florida Game Superlatives (as of Sep 24, 2017)
All games

TEAM GAME HIGHS

Rushes	36	at Kentucky (Sep 23, 2017)
Yards Rushing	186	at Kentucky (Sep 23, 2017)
Yards Per Rush	5.8	vs Tennessee (Sep 16, 2017)
TD Rushes	2	at Kentucky (Sep 23, 2017)
Pass attempts	28	vs Tennessee (Sep 16, 2017)
Pass completions	18	vs Tennessee (Sep 16, 2017)
Yards Passing	212	vs Tennessee (Sep 16, 2017)
Yards Per Pass	7.7	at Kentucky (Sep 23, 2017)
TD Passes	2	vs Tennessee (Sep 16, 2017)
	2	at Kentucky (Sep 23, 2017)
Total Plays	63	at Kentucky (Sep 23, 2017)
Total Offense	395	at Kentucky (Sep 23, 2017)
Yards Per Play	6.7	vs Tennessee (Sep 16, 2017)
Points	28	at Kentucky (Sep 23, 2017)
Sacks By	5	vs Michigan (Sep 02, 2017)
First Downs	20	at Kentucky (Sep 23, 2017)
Penalties	8	vs Tennessee (Sep 16, 2017)
	8	at Kentucky (Sep 23, 2017)
Penalty Yards	72	at Kentucky (Sep 23, 2017)
Turnovers	3	vs Michigan (Sep 02, 2017)
	3	vs Tennessee (Sep 16, 2017)
Interceptions By	3	vs Tennessee (Sep 16, 2017)
Punts	6	vs Michigan (Sep 02, 2017)
Punting Avg	54.7	vs Michigan (Sep 02, 2017)
Long Punt	61	at Kentucky (Sep 23, 2017)
Punts inside 20	2	vs Tennessee (Sep 16, 2017)
Long Punt Return	7	vs Tennessee (Sep 16, 2017)

2017 Florida Football
Florida Game Superlatives (as of Sep 24, 2017)
All games

OPPONENT INDIVIDUAL GAME HIGHS

Rushes	22	Evans, Chris, vs Michigan (Sep 02, 2017)
Yards Rushing	141	Kelly, J., vs Tennessee (Sep 16, 2017)
TD Rushes	1	Higdon, Karan, vs Michigan (Sep 02, 2017)
	1	Kelly, J., vs Tennessee (Sep 16, 2017)
Long Rush	38	Kelly, J., vs Tennessee (Sep 16, 2017)
Pass attempts	39	Dormady, Q., vs Tennessee (Sep 16, 2017)
Pass completions	21	Dormady, Q., vs Tennessee (Sep 16, 2017)
Yards Passing	259	Dormady, Q., vs Tennessee (Sep 16, 2017)
TD Passes	3	Stephen Johnson, at Kentucky (Sep 23, 2017)
Long Pass	52	Dormady, Q., vs Tennessee (Sep 16, 2017)
Receptions	6	Kelly, J., vs Tennessee (Sep 16, 2017)
Yards Receiving	96	Kelly, J., vs Tennessee (Sep 16, 2017)
TD Receptions	1	Black, Tarik, vs Michigan (Sep 02, 2017)
	1	Wolf, Et., vs Tennessee (Sep 16, 2017)
	1	Blake Bone, at Kentucky (Sep 23, 2017)
	1	Garrett Johnson, at Kentucky (Sep 23, 2017)
	1	C.J. Conrad, at Kentucky (Sep 23, 2017)
Long Reception	52	Kelly, J., vs Tennessee (Sep 16, 2017)
Field Goals	4	Nordin, Quinn, vs Michigan (Sep 02, 2017)
Long Field Goal	55	Nordin, Quinn, vs Michigan (Sep 02, 2017)
Punts	5	Matt Panton, at Kentucky (Sep 23, 2017)
Punting Avg	45.0	Daniel, T., vs Tennessee (Sep 16, 2017)
Long Punt	53	Daniel, T., vs Tennessee (Sep 16, 2017)
	53	Matt Panton, at Kentucky (Sep 23, 2017)
Punts inside 20	2	Hart, Will, vs Michigan (Sep 02, 2017)
	2	Matt Panton, at Kentucky (Sep 23, 2017)
Long Punt Return	52	Charles Walker, at Kentucky (Sep 23, 2017)
Tackles	11	Mike Edwards, at Kentucky (Sep 23, 2017)
Sacks	1.5	Bush, Devin, vs Michigan (Sep 02, 2017)
Tackles For Loss	2.5	Bush, Devin, vs Michigan (Sep 02, 2017)
Interceptions	1	Gaulden, R., vs Tennessee (Sep 16, 2017)
	1	Darius West, at Kentucky (Sep 23, 2017)

2017 Florida Football
Florida Game Superlatives (as of Sep 24, 2017)
All games

OPPONENT TEAM GAME HIGHS

Rushes	49	vs Michigan (Sep 02, 2017)
Yards Rushing	215	vs Michigan (Sep 02, 2017)
Yards Per Rush	5.5	vs Tennessee (Sep 16, 2017)
TD Rushes	1	vs Michigan (Sep 02, 2017)
	1	vs Tennessee (Sep 16, 2017)
Pass attempts	39	vs Tennessee (Sep 16, 2017)
Pass completions	21	vs Tennessee (Sep 16, 2017)
Yards Passing	259	vs Tennessee (Sep 16, 2017)
Yards Per Pass	8.4	vs Michigan (Sep 02, 2017)
TD Passes	3	at Kentucky (Sep 23, 2017)
Total Plays	75	vs Michigan (Sep 02, 2017)
Total Offense	442	vs Tennessee (Sep 16, 2017)
Yards Per Play	6.1	vs Tennessee (Sep 16, 2017)
Points	33	vs Michigan (Sep 02, 2017)
Sacks By	6	vs Michigan (Sep 02, 2017)
First Downs	23	vs Tennessee (Sep 16, 2017)
Penalties	7	vs Michigan (Sep 02, 2017)
	7	vs Tennessee (Sep 16, 2017)
	7	at Kentucky (Sep 23, 2017)
Penalty Yards	55	vs Michigan (Sep 02, 2017)
	55	at Kentucky (Sep 23, 2017)
Turnovers	3	vs Tennessee (Sep 16, 2017)
Interceptions By	1	vs Tennessee (Sep 16, 2017)
	1	at Kentucky (Sep 23, 2017)
Punts	5	at Kentucky (Sep 23, 2017)
Punting Avg	45.0	vs Tennessee (Sep 16, 2017)
Long Punt	53	vs Tennessee (Sep 16, 2017)
	53	at Kentucky (Sep 23, 2017)
Punts inside 20	2	vs Michigan (Sep 02, 2017)
	2	at Kentucky (Sep 23, 2017)
Long Punt Return	52	at Kentucky (Sep 23, 2017)

2017 Florida Football
Florida By-Quarter Statistics (as of Sep 24, 2017)
All games

3rd-Down Conversions

Date	Opponent	Score	Overall	1st Qtr	2nd Qtr	3rd Qtr	4th Qtr	Overtime
Sep 02, 2017	vs Michigan	L 17-33	2-13 15.4	1-3 33.3	0-3 0.0	1-3 33.3	0-4 0.0	
Sep 16, 2017	TENNESSEE	W 26-20	7-14 50.0	3-5 60.0	2-5 40.0	0-2 0.0	2-2 100.0	
Sep 23, 2017	at Kentucky	W 28-27	5-14 35.7	0-2 0.0	0-2 0.0	1-3 33.3	4-7 57.1	
	Florida		14-41 34.1	4-10 40.0	2-10 20.0	2-8 25.0	6-13 46.2	0-0 0.0
	Opponents		13-44 29.5	5-10 50.0	4-12 33.3	3-12 25.0	1-10 10.0	0-0 0.0

4th-Down Conversions

Date	Opponent	Score	Overall	1st Qtr	2nd Qtr	3rd Qtr	4th Qtr	Overtime
Sep 02, 2017	vs Michigan	L 17-33	1-2 50.0	0-0 0.0	0-0 0.0	0-0 0.0	1-2 50.0	
Sep 16, 2017	TENNESSEE	W 26-20	0-0 0.0	0-0 0.0	0-0 0.0	0-0 0.0	0-0 0.0	
Sep 23, 2017	at Kentucky	W 28-27	3-4 75.0	0-0 0.0	1-1 100.0	0-0 0.0	2-3 66.7	
	Florida		4-6 66.7	0-0 0.0	1-1 100.0	0-0 0.0	3-5 60.0	0-0 0.0
	Opponents		2-2 100.0	0-0 0.0	0-0 0.0	1-1 100.0	1-1 100.0	0-0 0.0

Time of Possession

Date	Opponent	Score	Overall	1st Qtr	2nd Qtr	3rd Qtr	4th Qtr	Overtime
Sep 02, 2017	vs Michigan	L 17-33	25:47	7:18	4:41	6:31	7:17	
Sep 16, 2017	TENNESSEE	W 26-20	27:15	9:22	8:23	4:19	5:11	
Sep 23, 2017	at Kentucky	W 28-27	30:05	5:28	7:24	6:15	10:58	
	Florida	Total	83:07	22:08	20:28	17:05	23:26	0:00
		Avg.	27:42	7:22	6:49	5:41	7:48	0:00
	Opponents	Total	96:53	22:52	24:32	27:55	21:34	0:00
		Avg.	32:17	7:37	8:10	9:18	7:11	0:00

Date	Opponent	Score	Times	Times	Total		Rush	Pass	FGs	Failed to score inside RZ					
			In RZ	Scored	Pts	TDs	TDs	TDs	Made	FGA	Down	Int	Fumb	Half	Game
Sep 02, 2017	vs Michigan	L 17-33	4	3	13	1	1	0	2	1	0	0	0	0	0
Sep 16, 2017	TENNESSEE	W 26-20	3	1	3	0	0	0	1	1	0	1	0	0	0
Sep 23, 2017	at Kentucky	W 28-27	3	3	17	2	0	2	1	0	0	0	0	0	0
Totals			10	7	33	3	1	2	4	2	0	1	0	0	0
7 of 10 (70.0%)															

2017 Florida Football
Florida Team Game-by-Game (as of Sep 24, 2017)
All games

TEAM STATISTICS

Date	Opponent	Rushing				Receiving				Passing				Kick Returns				Punt Returns				tot off
		no.	yds	td	lg	no.	yds	td	lg	cmp-att-int	yds	td	lg	no.	yds	td	lg	no.	yds	td	lg	
Sep 02	vs Michigan	27	11	0	16	14	181	0	34	14-26-0	181	0	34	4	71	0	26	0	0	0	0	192
Sep 16	TENNESSEE	29	168	0	72	18	212	2	63	18-28-1	212	2	63	2	63	0	46	2	14	0	7	380
Sep 23	at Kentucky	36	186	2	36	17	209	2	50	17-27-1	209	2	50	2	34	0	20	1	5	0	5	395
		92	365	2	72	49	602	4	63	49-81-2	602	4	63	8	168	0	46	3	19	0	7	967
Opponents		114	518	2	38	51	697	5	52	51-92-5	697	5	52	0	0	0	0	9	156	0	52	1215

Games: 3 • Avg/rush: 4.0 • Avg/catch: 12.3 • Pass effic: 134.28 • KR avg: 21.0 • PR avg: 6.3 • All purpose avg/game: 421.0 • Total offense avg/gm: 322.3

		Tackles				Sacks	Fumble		Pass Defense			blkd	PAT Attempts			off		
Date	Opponent	ua	a	total	tfl-yds	no-yds	ff	fr-yds	int-yds	qbh	brup	kick	kick	rush	rcv	saf	t/o	pts
Sep 02	vs Michigan	54	16	70	11.0-33	5.0-22	0	0-0	2-89	4	0	1	2-2	0	0	0	14	17
Sep 16	TENNESSEE	25	46	71	5.0-12	1.0-6	0	0-0	3-20	9	7	0	2-2	0	0	0	7	26
Sep 23	at Kentucky	30	36	66	7.0-28	4.0-17	0	0-0	0-0	1	3	0	4-4	0	0	0	0	28
		109	98	207	23.0-73	10.0-45	0	0-0	5-109	14	10	1	8-8	0	0	0	21	71
Opponents		95	86	181	18.0-78	9.0-61	6	5-0	2-21	8	14	0	8-8	0	0	0	23	80

		Punting									Field Goals			Kickoffs				
Date	Opponent	no.	yds	avg	long	blkd	tb	fc	50+	i20	md-att	long	blkd	no.	yds	avg	tb	ob
Sep 02	vs Michigan	6	328	54.7	59	0	1	0	6	1	1-2	46	0	4	260	65.0	4	0
Sep 16	TENNESSEE	5	224	44.8	59	0	0	2	1	2	2-2	41	0	5	325	65.0	5	0
Sep 23	at Kentucky	5	261	52.2	61	0	0	0	3	1	0-0	0	0	5	314	62.8	4	1
		16	813	50.8	61	0	1	2	10	4	3-4	46	0	14	899	64.2	13	1
Opponents		11	420	38.2	53	1	1	3	2	4	8-15	55	0	19	1229	64.7	10	1

2017 Florida Football
Florida Opponent Game-by-Game (as of Sep 24, 2017)
All games

OPPONENT STATISTICS

Date	Opponent	Rushing				Receiving				Passing				Kick Returns				Punt Returns				tot off
		no.	yds	td	lg	no.	yds	td	lg	cmp-att-int	yds	td	lg	no.	yds	td	lg	no.	yds	td	lg	
Sep 02	vs Michigan	49	215	1	36	12	218	1	48	12-26-2	218	1	48	0	0	0	0	5	40	0	18	433
Sep 16	TENNESSEE	33	183	1	38	21	259	1	52	21-39-3	259	1	52	0	0	0	0	1	29	0	29	442
Sep 23	at Kentucky	32	120	0	30	18	220	3	27	18-27-0	220	3	27	0	0	0	0	3	87	0	52	340
Florida		114	518	2	38	51	697	5	52	51-92-5	697	5	52	0	0	0	0	9	156	0	52	1215
		92	365	2	72	49	602	4	63	49-81-2	602	4	63	8	168	0	46	3	19	0	7	967

Games: 3 • Avg/rush: 4.5 • Avg/catch: 13.7 • Pass effic: 126.14 • PR avg: 17.3 • All purpose avg/game: 464.0 • Total offense avg/gm: 405.0

		Tackles				Sacks	Fumble		Pass Defense			blkd	PAT Attempts			off		
Date	Opponent	ua	a	total	tfl-yds	no-yds	ff	fr-yds	int-yds	qbh	brup	kick	kick	rush	rcv	saf	t/o	pts
Sep 02	vs Michigan	32	16	48	11.0-41	6.0-35	4	3-0	0-0	5	6	0	3-3	0	0	0	13	33
Sep 16	TENNESSEE	24	48	72	3.0-28	2.0-24	2	2-0	1-0	2	4	0	2-2	0	0	0	10	20
Sep 23	at Kentucky	39	22	61	4.0-9	1.0-2	0	0-0	1-21	1	4	0	3-3	0	0	0	0	27
		95	86	181	18.0-78	9.0-61	6	5-0	2-21	8	14	0	8-8	0	0	0	23	80
Florida		109	98	207	23.0-73	10.0-45	0	0-0	5-109	14	10	1	8-8	0	0	0	21	71

		Punting									Field Goals			Kickoffs				
Date	Opponent	no.	yds	avg	long	blkd	tb	fc	50+	i20	md-att	long	blkd	no.	yds	avg	tb	ob
Sep 02	vs Michigan	3	82	27.3	35	1	0	2	0	2	4-6	55	0	8	518	64.8	4	0
Sep 16	TENNESSEE	3	135	45.0	53	0	0	0	1	0	2-5	51	0	5	321	64.2	2	1
Sep 23	at Kentucky	5	203	40.6	53	0	1	1	1	2	2-4	50	0	6	390	65.0	4	0
		11	420	38.2	53	1	1	3	2	4	8-15	55	0	19	1229	64.7	10	1
Florida		16	813	50.8	61	0	1	2	10	4	3-4	46	0	14	899	64.2	13	1

2017 Florida Football
Florida Team Game-by-Game Comparison (as of Sep 24, 2017)
All games

Opponent	Score	First Downs				Rushing Number-Yards	Passing		Total Offense Plays-Yards	Return Yards	Turn- Overs
		Total	Rush	Pass	Pen		Comp-Att-Int	Yards			
Michigan	17 - 33	9 / 19	2 / 10	6 / 8	1 / 1	27-11 / 49-215	14-26-0 / 12-26-2	181 / 218	53-192 / 75-433	160 / 40	3 / 2
TENNESSEE	26 - 20	14 / 23	6 / 9	8 / 12	0 / 2	29-168 / 33-183	18-28-1 / 21-39-3	212 / 259	57-380 / 72-442	97 / 29	3 / 3
Kentucky	28 - 27	20 / 21	9 / 7	10 / 11	1 / 3	36-186 / 32-120	17-27-1 / 18-27-0	209 / 220	63-395 / 59-340	39 / 108	1 / 0
Totals	71 - 80	43 / 63	17 / 26	24 / 31	2 / 6	92-365 / 114-518	49-81-2 / 51-92-5	602 / 697	173-967 / 206-1215	296 / 177	7 / 5

Opponent	3rd Down Conversions	4th Down Conversions	Time of Possession	TOP Margin	Avg Yds/Rush	Avg Yds/Pass	Avg Yds/Play	Punting Number-Avg	Penalties Number-Yards	Sacks
Michigan	2-13 / 6-18	1-2 / 1-1	25:47 / 34:13	-8:26	0.4 / 4.4	7.0 / 8.4	3.6 / 5.8	6-54.7 / 3-27.3	5-45 / 7-55	5 / 6
TENNESSEE	7-14 / 6-16	0-0 / 0-0	27:15 / 32:45	-5:30	5.8 / 5.5	7.6 / 6.6	6.7 / 6.1	5-44.8 / 3-45.0	8-38 / 7-54	1 / 2
Kentucky	5-14 / 1-10	3-4 / 1-1	30:05 / 29:55	0:10	5.2 / 3.8	7.7 / 8.1	6.3 / 5.8	5-52.2 / 5-40.6	8-72 / 7-55	4 / 1
Totals	14-41 / 13-44	4-6 / 2-2	83:07 / 96:53	-13:46	4.0 / 4.5	7.4 / 7.6	5.6 / 5.9	16-50.8 / 11-38.2	21-155 / 21-164	10 / 9

Note: Game totals are displayed in the format TEAM/OPPONENT for each category

2017 Florida Football
 Florida Passing Game-by-Game (as of Sep 24, 2017)
 All games

#13 Franks,F.	Comp	Att	Int	Pct	Yards	TD	Long	Sacked	Effic
Michigan	5	9	0	55.6	75	0	34	1-4	125.56
Tennessee	18	28	1	64.3	212	2	63	2-24	144.31
Kentucky	7	12	0	58.3	85	1	45	1-2	145.33
TOTALS	30	49	1	61.2	372	3	63	4-30	141.12

#14 Del Rio,L.	Comp	Att	Int	Pct	Yards	TD	Long	Sacked	Effic
Kentucky	9	14	1	64.3	74	1	18	0-0	117.97
TOTALS	9	14	1	64.3	74	1	18	0-0	117.97

#8Z Zaire,M.	Comp	Att	Int	Pct	Yards	TD	Long	Sacked	Effic
Michigan	9	17	0	52.9	106	0	28	5-31	105.32
TOTALS	9	17	0	52.9	106	0	28	5-31	105.32

#1K Toney,K.	Comp	Att	Int	Pct	Yards	TD	Long	Sacked	Effic
Kentucky	1	1	0	100.0	50	0	50	0-0	520.00
TOTALS	1	1	0	100.0	50	0	50	0-0	520.00

2017 Florida Football
Florida Rushing/Receiving Game-by-Game (as of Sep 24, 2017)
All games

RUSHING	No-Yds/TD	MICH	UT	UK
Davis,M.	26-195/0	1-8/0	4-94/0	21-93/0
Perine,L.	23-90/0	7-8/0	11-55/0	5-27/0
Thompson,M.	15-57/0	5-13/0	7-30/0	3-14/0
Toney,K.	3-44/1	-	1-5/0	2-39/1
Powell,B.	2-10/1	-	-	2-10/1
Cleveland,T.	2-6/0	1-4/0	-	1-2/0
Franks,F.	13--8/0	5-7/0	6--16/0	2-1/0
Zaire,M.	8--29/0	8--29/0	DNP	DNP

RECEIVING	No-Yds/TD	MICH	UT	UK
Cleveland,T.	13-259/2	4-56/0	5-93/1	4-110/1
Toney,K.	10-102/0	2-27/0	4-40/0	4-35/0
Hammond,J.	6-93/0	3-71/0	3-22/0	-
Powell,B.	8-72/1	2-8/0	3-40/1	3-24/0
Lewis,C.	3-20/0	2-17/0	1-3/0	-
Goolsby,D.	2-18/0	-	-	2-18/0
Thompson,M.	2-14/0	-	1-4/0	1-10/0
Davis,M.	1-11/0	-	-	1-11/0
Stephens,M.	1-10/0	-	1-10/0	-
Swain,F.	1-5/1	-	-	1-5/1
Massey,D.	1-2/0	1-2/0	-	-
Franks,F.	1--4/0	-	-	1--4/0

2017 Florida Football
 Florida Return Stats Game-by-Game (as of Sep 24, 2017)
 All games

PUNT RETURNS	No-Yds	MICH	UT	UK
Powell,B.	3-19	-	2-14	1-5

KICK RETURNS	No-Yds	MICH	UT	UK
Cleveland,T.	5-118	2-41	2-63	1-14
Massey,D.	2-35	1-15	-	1-20
Toney,K.	1-15	1-15	-	-

INT. RETURNS	No-Yds	MICH	UT	UK
Henderson,C.	2-57	1-41	1-16	-
Dawson,D.	2-48	1-48	1-0	-
Reese,D.	1-4	-	1-4	-

FUMBLE RETURNS	No-Yds	MICH	UT	UK
----------------	--------	------	----	----

2017 Florida Football
 Florida All-Purpose Yards Game-by-Game (as of Sep 24, 2017)
 All games

ALL-PURPOSE YARDS	Total	MICH	UT	UK
Cleveland,T.	383	101	156	126
Davis,M.	206	8	94	104
Toney,K.	161	42	45	74
Powell,B.	101	8	54	39
Hammond,J.	93	71	22	-
Perine,L.	90	8	55	27
Thompson,M.	71	13	34	24
Henderson,C.	57	41	16	-
Dawson,D.	48	48	-	-
Massey,D.	37	17	-	20
Lewis,C.	20	17	3	-
Goolsby,D.	18	-	-	18
Stephens,M.	10	-	10	-
Swain,F.	5	-	-	5
Reese,D.	4	-	4	-
Franks,F.	-12	7	-16	-3
Zaire,M.	-29	-29	DNP	DNP

2017 Florida Football
 Florida Fumbles Game-by-Game (as of Sep 24, 2017)
 All games

FUMBLES	No-Lost	MICH	UT	UK
Zaire,M.	2-1	2-1	DNP	DNP
Franks,F.	2-1	2-1	-	-
Davis,M.	1-1	-	1-1	-
Cleveland,T.	1-1	1-1	-	-
Perine,L.	1-1	-	1-1	-

FUMBLES FORCED	Number	MICH	UT	UK
----------------	--------	------	----	----

FUMBLES RECOVERED	Number	MICH	UT	UK
-------------------	--------	------	----	----

2017 Florida Football
 Florida Total Tackles Game-by-Game (as of Sep 24, 2017)
 All games

Total Tackles	UA-A	Total	MICH	UT	UK
Reese,D.	12-14	26	6-5	3-4	3-5
Washington,N.	11-8	19	7-2	1-3	3-3
Gardner,C.	8-6	14	5-1	2-2	1-3
Polite,J.	7-6	13	5-1	1-4	1-1
Zuniga,J.	6-7	13	1-1	2-4	3-2
Jefferson,C.	5-7	12	2-2	0-3	3-2
Sherit,J.	5-6	11	5-0	0-3	0-3
Henderson,C.	7-4	11	2-0	3-2	2-2
Dawson,D.	7-3	10	3-0	4-2	0-1
Bryan,T.	5-5	10	2-0	1-1	2-4
Joseph,V.	4-6	10	1-0	1-5	2-1
Wilson,M.	7-3	10	3-0	4-3	-
Moon,J.	4-2	6	2-1	1-1	1-0
Garcia, C.	4-2	6	-	1-1	3-1
Clark,K.	1-4	5	-	0-3	1-1
Campbell,K.	1-4	5	1-1	0-2	0-1
Johnson,K.	3-1	4	3-1	DNP	DNP
Slaton,T.	2-2	4	1-0	0-1	1-1
Davis,S.	2-1	3	2-1	-	DNP
Ancrum,L.	0-2	2	-	-	0-2
Taylor,Je.	1-1	2	-	1-1	-
Jackson,R.	1-1	2	-	0-1	1-0
Farr,R.	1-0	1	1-0	-	-
Perry,A.	0-1	1	DNP	DNP	0-1
Townsend,J.	1-0	1	1-0	-	-
Lemons,A.	0-1	1	DNP	-	0-1
Putu,J.	0-1	1	DNP	-	0-1
Stephens,G.	1-0	1	-	-	1-0
Stewart,B.	1-0	1	-	-	1-0
Del Rio,L.	1-0	1	DNP	DNP	1-0
Stiner,D.	1-0	1	1-0	-	-

2017 Florida Football
 Florida Tackle For Loss Game-by-Game (as of Sep 24, 2017)
 All games

TACKLES FOR LOSS	UA-A	Total	MICH	UT	UK
Jefferson,C.	3-2	4.0	2.5-6	-	1.5-5
Zuniga,J.	3-1	3.5	-	1.5-6	2.0-8
Polite,J.	3-0	3.0	2.0-2	-	1.0-4
Sherit,J.	2-1	2.5	2.0-15	0.5-1	-
Gardner,C.	2-0	2.0	2.0-7	-	-
Bryan,T.	1-1	1.5	1.0-2	-	0.5-4
Reese,D.	1-1	1.5	1.0-1	-	0.5-3
Garcia, C.	1-0	1.0	-	-	1.0-1
Taylor,Je.	1-0	1.0	-	1.0-1	-
Campbell,K.	0-2	1.0	0.5-0	0.5-3	-
Dawson,D.	1-0	1.0	-	1.0-1	-
Slaton,T.	0-1	0.5	-	0.5-0	-
Clark,K.	0-1	0.5	-	-	0.5-3

2017 Florida Football
 Florida Sacks Game-by-Game (as of Sep 24, 2017)
 All games

SACKS	UA-A	Total	MICH	UT	UK
Jefferson,C.	2-1	2.5	1.0-4	-	1.5-5
Sherit,J.	2-0	2.0	2.0-15	-	-
Zuniga,J.	1-1	1.5	-	0.5-3	1.0-2
Bryan,T.	1-1	1.5	1.0-2	-	0.5-4
Polite,J.	1-0	1.0	1.0-1	-	-
Campbell,K.	0-1	0.5	-	0.5-3	-
Reese,D.	0-1	0.5	-	-	0.5-3
Clark,K.	0-1	0.5	-	-	0.5-3

2017 Florida Football
Florida Games Played (as of Sep 24, 2017)
All games

##	PLAYER	GP-GS	MICH	UT	UK
98	Ancrum,L.	3/-	XXX	XXX	XXX
34	Brunson,L.	1/-	...	XXX	...
93	Bryan,T.	3/3	START	START	START
21	Burnett,M.	1/-	...	XXX	...
55	Campbell,K.	3/-	XXX	XXX	XXX
54	Clark,K.	3/3	START	START	START
90	Clayton,A.	2/-	...	XXX	XXX
89	Cleveland,T.	3/3	START	START	START
57	Conliffe,E.	1/-	...	XXX	...
20	Davis,M.	3/-	XXX	XXX	XXX
31	Davis,S.	2/-	XXX	XXX	...
7	Dawson,D.	3/3	START	START	START
14	Del Rio,L.	1/-	XXX
6	Edwards,B.	2/-	XXX	...	XXX
41	Farr,R.	3/-	XXX	XXX	XXX
13	Franks,F.	3/3	START	START	START
43	Garcia, C.	3/-	XXX	XXX	XXX
23	Gardner,C.	3/3	START	START	START
30	Goolsby,D.	3/1	START	XXX	XXX
10	Hammond,J.	3/3	START	START	START
61	Heggie,B.	3/3	START	START	START
5	Henderson,C.	3/1	XXX	XXX	START
73	Ivey,M.	3/3	START	START	START
87	Jackson,Ka.	2/-	XXX	XXX	...
44	Jackson,R.	3/-	XXX	XXX	XXX
96	Jefferson,C.	3/2	START	START	XXX
74	Johnson,F.	3/3	START	START	START
28	Johnson,K.	1/-	XXX
64	Jordan,T.	3/-	XXX	XXX	XXX
11	Joseph,V.	3/3	START	START	START
32	Lemons,A.	2/-	...	XXX	XXX
27	Lenton,Q.	1/-	XXX
80	Lewis,C.	3/3	START	START	START
9	Massey,D.	3/-	XXX	XXX	XXX
59	McCoy,T.	2/2	...	START	START
12	McWilliams,C.	2/-	...	XXX	XXX
77	Mike,A.	3/-	XXX	XXX	XXX
50	Moon,J.	3/2	START	START	XXX
22	Perine,L.	3/3	START	START	START
47	Perry,A.	1/-	XXX
15	Pineiro,E.	3/-	XXX	XXX	XXX
99	Polite,J.	3/1	XXX	XXX	START
4	Powell,B.	3/1	XXX	START	XXX
35	Putu,J.	2/-	...	XXX	XXX
45	Raymond,R.	3/-	XXX	XXX	XXX
33	Reese,D.	3/3	START	START	START
17	Sherit,J.	3/1	XXX	XXX	START

2017 Florida Football
 Florida Games Played (as of Sep 24, 2017)
 All games

##	PLAYER	GP-GS	MICH	UT	UK
56	Slaton,T.	3/-	XXX	XXX	XXX
3S	Stephens,G.	3/-	XXX	XXX	XXX
82	Stephens,M.	3/1	XXX	XXX	START
2	Stewart,B.	3/-	XXX	XXX	XXX
1S	Stiner,D.	3/-	XXX	XXX	XXX
16	Swain,F.	3/-	XXX	XXX	XXX
65	Taylor,Ja.	3/3	START	START	START
29	Taylor,Je.	3/-	XXX	XXX	XXX
24	Thompson,M.	3/-	XXX	XXX	XXX
1K	Toney,K.	3/-	XXX	XXX	XXX
19	Townsend,J.	3/-	XXX	XXX	XXX
8	Washington,N.	3/3	START	START	START
3	Wilson,M.	3/3	START	START	START
8Z	Zaire,M.	1/-	XXX
92	Zuniga,J.	3/2	START	START	XXX